LAUNCH COMPLEX 34, SWMU CC054
CORRECTIVE MEASURES STUDY PROGRESS REPORT
CAPE CANAVERAL AIR FORCE STATION, FLORIDA

Prepared for:



National Aeronautics and Space Administration
Kennedy Space Center, Florida

August 2020
Revision 1

Prepared by:

Tetra Tech, Inc.
661 Andersen Drive
Pittsburgh, PA 15220
(412) 921-7090

CORRECTIVE MEASURES STUDY PROGRESS REPORT
FOR
LAUNCH COMPLEX 34, SWMU CC054
CAPE CANAVERAL AIR FORCE STATION, FLORIDA

Revision 1

Prepared for:
Environmental Assurance Branch
National Aeronautics and Space Administration
John F. Kennedy Space Center
Kennedy Space Center, Florida 32899

Prepared by:
Tetra Tech, Inc.
661 Andersen Drive
Pittsburgh, PA 15220

Prepared by: 

Mark J. Jonnet
Tetra Tech, Inc.

Approved by: Mark P Speranza

Mark P. Speranza, P.E.
Tetra Tech, Inc.

August 2020

PROFESSIONAL ENGINEER CERTIFICATION

This Corrective Measures Study Progress Report for Launch Complex 34, SWMU CC054, Cape Canaveral Air Force Station, Florida, dated August 2020, has been prepared by or under the responsible supervision, direction, or control of the Florida-licensed professional engineer whose signature and seal appear below.



Mark P. Speranza
Florida P.E. License No. 50304

TABLE OF CONTENTS

Section	Title	Page
PROFESSIONAL ENGINEER CERTIFICATION		**iii**
ABBREVIATIONS AND ACRONYMS		**ix**
EXECUTIVE SUMMARY		**ES-1**
SECTION 1	**PROGRESS REPORT**	**1-1**
1.1	INTRODUCTION	1-1
1.2	REPORT ORGANIZATION	1-2
SECTION 2	**BACKGROUND**	**2-1**
SECTION 3	**SITE CHARACTERIZATION**	**3-1**
3.1	SITE CONTAMINANTS AND CONTROLS	3-4
3.2	LITHOLOGY	3-6
3.3	HYDROGEOLOGY	3-7
SECTION 4	**SUPPLEMENTAL GROUNDWATER ASSESSMENTS**	**4-1**
4.1	OVERVIEW OF SUPPLEMENTAL ASSESSMENT ACTIVITIES (2008-2011)	4-1
4.1.1	MIP/CPT Profiling	4-1
4.1.2	DPT Groundwater Sampling	4-2
4.1.3	Monitoring Well Installation and Sampling	4-3
4.1.4	Pneumatic Slug Testing	4-4
4.2	OVERVIEW OF SUPPLEMENTAL ASSESSMENT ACTIVITIES (2012-2019)	4-4
4.2.1	HPT/MIP Profiling	4-4
4.2.2	DPT Groundwater Sampling	4-5
4.2.3	Monitoring Well Installation and Soil Core Sampling	4-5
4.2.4	Aquifer Testing in Layer 7	4-6
4.3	SUMMARY OF GROUNDWATER IMPACTS	4-6
4.3.1	Hot Spot 1	4-7
4.3.2	Hot Spot 2	4-7
4.3.3	Hot Spot 3	4-8
4.3.4	Hot Spot 4	4-8
4.3.5	Hot Spot 5	4-8
4.3.6	Hot Spot 6	4-9
4.3.7	Hot Spot 7	4-9
4.3.8	Deluge Basin	4-9

TABLE OF CONTENTS (CONTINUED)

4.3.9 DNAPL Source Zone 4-9
4.3.10 Plume Conditions South of Phillips Parkway 4-10

SECTION 5 ENGINEERING EVALUATIONS AND ADVANCE DATA PACKAGES 5-1

5.1 HOT SPOT 1 ENGINEERING EVALUATION 5-1
5.2 HOT SPOT 2 ENGINEERING EVALUATIONS 5-3
5.3 HOT SPOT 3 ENGINEERING EVALUATIONS 5-3
5.4 HOT SPOT 4 ENGINERING EVALUATIONS 5-4
5.5 HOT SPOT 5 ENGINEERING EVALUATIONS 5-5
5.6 HOT SPOT 6 ENGINEERING EVALUATIONS 5-5
5.7 HOT SPOT 7 ENGINEERING EVALUATIONS 5-6
5.8 DNAPL SOURCE ZONE ENGINEERING EVALUATIONS 5-6
5.9 SOIL INTERIM MEASURES ADVANCE DATA PACKAGES 5-7

SECTION 6 LONG-TERM GROUNDWATER MONITORING PROGRAM 6-1

SECTION 7 SYSTEM IMPLEMENTATION AND PERFORMANCE MONITORING 7-1

SECTION 8 RECOMMENDATIONS 8-1

SECTION 9 REFERENCES 9-1

TABLE OF CONTENTS (CONTINUED)

LIST OF FIGURES

Figure	Title	Page
2-1	Site Location Map	2-3
2-2	Site Overview Map	2-5
3-1	Groundwater Plume Map	3-9
3-2	DNAPL Source Zone Map	3-11
3-3	DNAPL Source Zone Cross Sections	3-13
3-4	DNAPL Source Zone Cross Section A-A'	3-15
3-5	DNAPL Source Zone Cross Section B-B'	3-17
3-6	DNAPL Source Zone Cross Section C-C'	3-19
3-7	DNAPL Source Zone Cross Section D-D'	3-21
3-8	Hot Spot Location Map	3-23
3-9	Soil Excavation Areas (2018-2019)	3-25
3-10	Soil and Concrete Land Use Control Area	3-27
3-11	Lithology	3-29
7-1	Hydraulic Containment System Layout	7-5
7-2	Hydraulic Containment System Capture Zones	7-7
7-3	Hot Spot 6 Air Sparge System Layout	7-9

LIST OF APPENDICES

APPENDIX A **OVERVIEW OF CHANGES AND FDEP CORRESPONDENCE LETTER (CMS PROGRESS REPORT-REVISION 0)**

APPENDIX B **KSCRT MEETING MINUTES AND DECISIONS**

APPENDIX C **ADVANCED DATA PACKAGES**

- C.1 Dynamic Testing and Hot Spot 1 and 2 Investigation Results ADP
- C.2 Engineering Evaluation – Step 1 Hot Spot 1 ADP
- C.3 Engineering Evaluation – Step 1 Follow-Up Activities and Proposed Path Forward Hot Spot 1 ADP
- C.4 Step 1 Engineering Evaluation: Hot Spots 3 and 4 ADP
- C.5 Step 1B Engineering Evaluation: Hot Spots 3 and 4 ADP
- C.6 Step 4C Engineering Evaluation Pumping Optimization and Hot Spot 3/4 Expansion ADP
- C.7 Hot Spot 5 Site Characterization ADP
- C.8 Hot Spot 6 Area of Investigation Site Characterization ADP
- C.9 DSZ Site Characterization Engineering Evaluation ADP

TABLE OF CONTENTS (CONTINUED)

C.10 Soil Interim Measures ADP
C.11 T-2 Area Soil Interim Measures ADP

APPENDIX D INTERIM LUCIP

APPENDIX E FIELD FORMS

APPENDIX F LABORATORY ANALYTICAL DATA

APPENDIX G RIS COMPLETION TICKETS

APPENDIX H MIP/CPT PROFILES (2008) AND DPT RESULTS (2008-2011)

APPENDIX I SLUG TEST RESULTS (2009)

APPENDIX J DPT RESULTS – HOT SPOTS 5 / 6 AND DNAPL SOURCE ZONE

ABBREVIATIONS AND ACRONYMS

ADP	advanced data package
bls	below land surface
cDCE	cis-1,2-dichloroethene
CMS	Corrective Measures Study
COC	contaminant of concern
CPT	Cone Penetrometer Testing
CVOC	chlorinated volatile organic compound
DNAPL	dense non-aqueous-phase liquid
DPT	direct-push technology
DSZ	DNAPL source zone
EE	Engineering Evaluation
ESB	Engineering Support Building
ESTCP	Environmental Security Technology Certification Program
FDEP	Florida Department of Environmental Protection
ft	feet
ft^2	square feet
GCTL	Groundwater Cleanup Target Level
HCP	high concentration plume
HCS	Hydraulic Containment System
IDIQ	Indefinite Delivery Indefinite Quantity
IM	Interim Measure
IMWP	Interim Measure Work Plan
KSC	Kennedy Space Center
KSCRT	Kennedy Space Center Remediation Team
LC34	Launch Complex 34
LCP	low concentration plume
LOC	Location of Concern
LPGAC	Liquid-phase granular activated carbon
LUC	Land Use Control

ABBREVIATIONS AND ACRONYMS (CONTINUED)

LUCIP	Land Use Control Implementation Plan
mg/kg	milligram per kilogram
µg/L	microgram per liter
MIP	membrane interface probe
MNA	monitored natural attenuation
NADC	Natural Attenuation Default Concentration
NASA	National Aeronautics and Space Administration
O&M	operations and maintenance
OM&M	Operations, Maintenance, and Monitoring
PED	partitioning electron donor
PCB	polychlorinated biphenyl
RCRA	Resource Conservation and Recovery Act
RFI	RCRA Facility Investigation
RIS	Remediation Information System
SCTL	Soil Cleanup Target Level
SWMU	Solid Waste Management Unit
TCE	trichloroethene
TRPH	total residual petroleum hydrocarbons
tDCE	trans-1,2-dichloroethene
VC	vinyl chloride
VOC	volatile organic compound

EXECUTIVE SUMMARY

This Corrective Measures Study (CMS) Progress Report presents a summary of supplemental assessment activities, interim measures (IMs) implemented, and monitoring conducted during the CMS phase at Launch Complex 34 (LC34) located at Cape Canaveral Air Force Station (CCAFS), Florida. This report also presents a summary of site conditions and an overview of Engineering Evaluations (EEs) and Advanced Data Packages (ADPs) completed as part of the CMS phase. Progress Reports are used as a mechanism to document site progress toward completion of the CMS phase. This report, along with the routine Operations, Maintenance and Monitoring Reports, satisfies the requirement for submittal of a Remedial Action Status Report under Part VI.1 of Kennedy Space Center's (KSC's) Resource Conservation and Recovery Act (RCRA) Operating Permit (No. 0026028-009-HO). LC34 has been designated Solid Waste Management Unit CC054 under the KSC RCRA Corrective Action Program. This document was prepared by Tetra Tech, Inc., for the National Aeronautics and Space Administration under Indefinite Delivery Indefinite Quantity Contract 80KSC019D0011-80KSC019F0067.

Supplemental assessment activities summarized in this report were completed between 2008 and 2019 to investigate chlorinated volatile organic compound (CVOC) "Hot Spot" areas, as well as to re-characterize the dense non-aqueous phase liquid (DNAPL) source zone (DSZ). Multiple EEs were completed for this work and were presented to the KSC Remediation Team (KSCRT) as ADPs. The EE process, along with current understanding of site lithology, hydrogeology, and groundwater impacts are presented in this report.

Two groundwater remediation systems are currently operating as interim measures (IMs) at LC34, to include: (1) a Hydraulic Containment System (HCS) in the DSZ, and (2) an Air Sparge system in Hot Spot 6. These groundwater IMs, as well as soil IMs that have been completed at the site during the CMS phase, are outlined in this report. Performance monitoring, site-wide long-term monitoring, and land use controls are also summarized in this report.

Based on information presented in this CMS Progress Report, the following is recommended for future activities related to corrective measures at the site:

- Continue operating the HCS in the DSZ and Air Sparge system in Hot Spot 6;

- Continue performance monitoring of the HCS and Air Sparge system based on approved recommendations presented to the KSCRT in February 2020, and documented in the 2019 Operations, Maintenance, and Monitoring Report for DNAPL Source Zone and Hot Spot 6 Air Sparging System;
- Continue site-wide long-term monitoring of the CVOC groundwater plume, as well as a small area of polychlorinated biphenyl (PCB)-impacted groundwater within the footprint of the CVOC plume, on a biennial basis;
- Continue to implement land use controls for CVOCs and PCBs in groundwater, and PCBs in soil and concrete;
- Consider installing additional recovery wells to expand the HCS into "Layer 7" to capture and treat TCE mass stored in this lithology unit;
- Conduct a Remedial Alternatives Evaluation to evaluate other technologies to remediate the DSZ, which may include the use of a more aggressive technology such as Electrical Resistance Heating;
- Conduct Direct Push Technology assessment of Hot Spot 7; and
- Develop an Implementation Work Plan for air sparging at Hot Spot 5.

SECTION 1
PROGRESS REPORT

This Corrective Measures Study (CMS) Progress Report presents a summary of site investigation activities, interim measures (IMs) implemented, and monitoring conducted during the CMS phase at the Launch Complex 34 (LC34) site located at Cape Canaveral Air Force Station (CCAFS), Florida. Progress Reports will be used as a mechanism to document site progress toward completion of a CMS. This report, along with the routine Operations, Maintenance and Monitoring Reports, satisfies the requirement for submittal of a Remedial Action Status Report under Part VI.1 of Kennedy Space Center's (KSC's) Resource Conservation and Recovery Act (RCRA) Operating Permit (No. 0026028-009-HO). The LC34 site has been designated Solid Waste Management Unit (SWMU) CC054 under KSC's RCRA Corrective Action Program. This document was prepared by Tetra Tech, Inc., for the National Aeronautics and Space Administration (NASA) under Indefinite Delivery Indefinite Quantity (IDIQ) Contract 80KSC019D0011-80KSC019F0067.

1.1 INTRODUCTION

The purpose of this CMS Progress Report is to: (1) provide a summary of past and on-going corrective action activities that have been conducted during the CMS phase at LC34, and (2) document information generated during KSC's Engineering Evaluation (EE) process that is not captured in standalone reports. This CMS Progress Report provides:

- A summary of supplemental assessment activities and results associated with delineation of groundwater impacts;
- A summary of the EEs associated with site characterization activities and remediation options that have been completed and presented to the KSC Remediation Team (KSCRT) as Advanced Data Packages (ADPs);
- A summary of soil Interim Measures (IMs) that have been completed during the CMS phase; and
- Recommendations for future activities related to corrective measures at the site.

This CMS Progress Report, Revision 1, was updated to include additional activities that have been conducted at LC34 since the initial CMS Progress Report (Revision 0) was submitted in May 2014 (NASA, 2014a). An overview of changes is provided in Appendix A to outline the information incorporated and updated in Revision 1. The Florida Department of Environmental Protection (FDEP) correspondence letter received on the CMS Progress Report, Revision 0, is also included in Appendix A for reference. KSCRT meeting minutes are provided in Appendix B, and ADPs are provided in Appendix C.

1.2 REPORT ORGANIZATION

This report is organized as follows:

Section 1: Introduction – Identifies the purpose of this CMS Progress Report.

Section 2: Background – Provides brief and pertinent background information, including facility history and setting.

Section 3: Site Characterization – Summarizes current site conditions and regulatory status.

Section 4: Supplemental Groundwater Assessments – Includes details of LC34 groundwater assessments.

Section 5: Engineering Evaluations and Advanced Data Packages – Provides a summary of environmental evaluations conducted to date.

Section 6: Long-Term Groundwater Monitoring Program – Describes the current groundwater monitoring program.

Section 7: System Implementation and Performance Monitoring – Describes the operation and monitoring of groundwater treatment systems currently operating at the site.

Section 8: Recommendations – Provides recommendations for future actions.

SECTION 2
BACKGROUND

LC34 is located at CCAFS, Florida and is bordered to the north by Launch Complex 37, to the south by Launch Complex 20, to the west by ICBM Road (Samuel Phillips Parkway), and to the east by the Atlantic Ocean (Figures 2-1 and 2-2). The complex is located in Section 6, Township 23 South, and Range 38 East, in the False Cape Quadrangle.

The launch pad and associated facilities at LC34 were built in the late 1950s and were designed to support NASA's Saturn 1 and Saturn 1B program during Project Apollo. Historical records suggest that workers flushed rocket engines on the launch pad and conducted precision cleaning of spaceflight hardware in the Engineering Support Building (ESB) with trichloroethene (TCE). It is speculated that releases of TCE occurred from both intentional and unintentional discharges to nearby areas. Based on groundwater and soil sampling data, these releases occurred primarily in the immediate vicinity of the ESB (estimated to be greater than 100,000 pounds), which was previously located southwest of the Blockhouse (Figure 2-2). Since shutdown of the launch pad in 1968, LC34 has remained largely inactive, although several site features (e.g., Blockhouse, camera pad, etc.) are still present. Most operational equipment (service towers, fuel storage tanks, piping, etc.) has been dismantled, and the majority of previous on-site building and structures were abandoned in-place. LC34 was declared part of the Man in Space National Historic Landmark in 1984.

Additional details on site history and operations can be found in the RCRA Facility Investigation (RFI) Report (NASA, 1999) and CMS Report (NASA, 2007a).

FIGURE 2-1 LOCATION OF CAPE CANAVERAL AIR FORCE STATION AND LAUNCH COMPLEX 34
SWMU CC054, CAPE CANAVERAL AIR FORCE STATION, FLORIDA

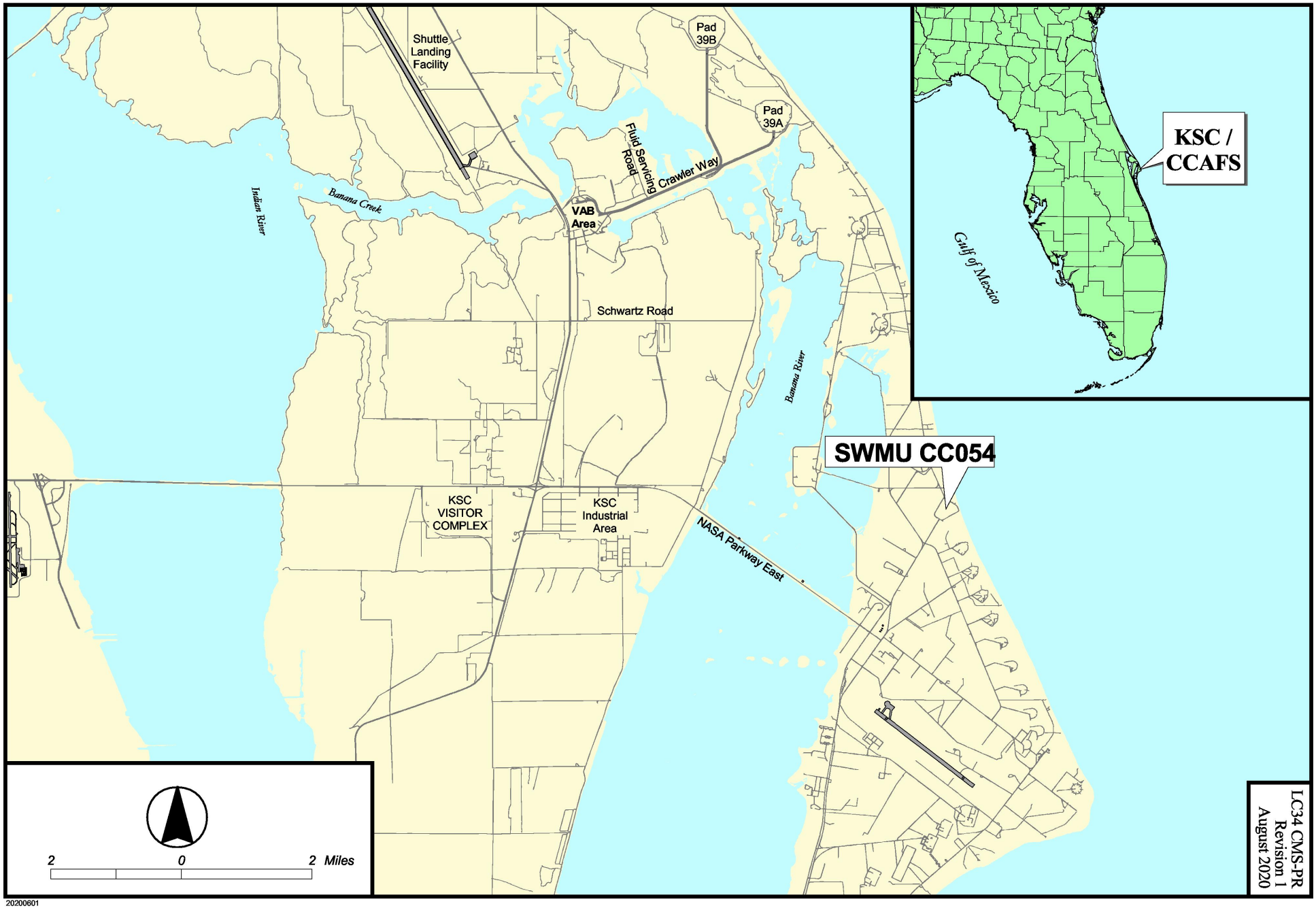

20200601

FIGURE 2-2 SITE LOCATION MAP
LAUNCH COMPLEX 34, CAPE CANAVERAL AIR FORCE STATION, FLORIDA



LC34 CMS-PR
Revision 1
August 2020

20200601

SECTION 3
SITE CHARACTERIZATION

Beginning in 1993, a number of site investigations, engineering studies, and pilot-scale in-situ remedial technology demonstrations were conducted at LC34. Extensive soil and groundwater contamination was identified and characterized during these investigations. A detailed description of initial site investigations and analytical results is contained in the RFI Report (NASA, 1999), the RFI Addendum Report (NASA 2003), and the CMS Report (NASA, 2007a). An overview of the timeline and documents submitted as part of the RCRA Corrective Action process can be found in the most recent Operations, Maintenance, and Monitoring Report (NASA, 2020c).

Chlorinated compounds TCE, cis-1,2-dichloroethene (cDCE), trans-1,2-dichloroethene (tDCE), and vinyl chloride (VC) are the primary contaminants of concern (COCs) at LC34 and have been detected at trace to high concentrations in groundwater and soil. TCE is also present as a dense non-aqueous phase liquid (DNAPL) in the former ESB area.

The majority of TCE mass at LC34 is present within the DNAPL Source Zone (DSZ). Based on initial investigation activities in the 2000s, the CMS Report (NASA, 2007a) defined the DSZ as a 2.0-acre area to approximately 75 feet below land surface (ft bls), which encompassed the extent of TCE DNAPL determined by saturated soil concentrations with TCE $\geq$ 300 milligrams per kilogram (mg/kg) and the transition zone to 100 mg/kg that was found to contain significant dissolved and sorbed mass and mass diffused into fine-grained media. A conservative “box” was used to encompass the 100 mg/kg TCE soil contour, which became known as the “DSZ”. Based on the DSZ re-characterization study conducted in 2018-2019, the DSZ was re-defined as the area where TCE groundwater concentrations exceeded 1% solubility (11,000 micrograms per liter [µg/L]), which encompassed 1.4 acres to 98 ft bls.

The horizontal footprint of both “DSZ” definitions generally overlay the same area; however, the 2018-2019 re-characterization study identified a “lobe” that extended north towards the Blockhouse in the fine-grained unit identified as “Layer 7” within the 73-78 ft bls interval. The

DSZ area defined by the CMS Report, and the DSZ area defined by the 2018-2019 re-characterization study, is presented on Figure 3-2.

Although the recent DSZ re-characterization study provides better understanding of current site conditions, the DSZ area initially defined by soil data continues to be referenced in site documentation, as this data was used to develop the design of the Hydraulic Containment System (HCS) that has been operational for 10 years to hydraulically control the DSZ (further discussed in Section 7.0). Groundwater data is currently used for performance monitoring of the DSZ and the recent re-characterization groundwater data will be used to further support optimization of the HCS, as well as a Remedial Alternatives Evaluation to evaluate other technologies to remediate the DSZ. Cross-sections showing vertical distribution of TCE from the 2018-2019 DSZ re-characterization study are presented on Figures 3-3 through 3-7.

The overall mass of TCE released at the site is unknown; however, the calculated mass from initial soil delineation activities was 74,000 pounds and 12,000 pounds in the 300 mg/kg and 100 mg/kg zones, respectively. A model performed in 2005 estimated the mass of TCE at the time to be 40,500 pounds in the shallow zone (0 to 50 ft bls) and an additional 33,300 pounds in the lower zone (50 to 120 ft bls) of the surficial aquifer. In 2019, data collected as part of a DSZ re-characterization study indicated that the total TCE mass in the area of the DSZ has been reduced to 32,000 pounds, which was based on groundwater data where TCE exceeded 300 µg/L. The reduction in mass is attributed to the HCS, which is further discussed in Section 7.0.

A large, dissolved-phase plume has perpetuated from the DSZ, which is categorized as follows:

- High Concentration Plume (HCP): The HCP includes the area of impacted groundwater with TCE, cDCE, tDCE, and VC concentrations greater than FDEP Natural Attenuation Default Concentrations (NADCs); and
- Low Concentration Plume (LCP): The LCP includes the area of impacted groundwater with concentrations greater than the individual GCTLs for TCE, cDCE, tDCE, and VC, and less than the NADCs.

The current extent of the LC34 groundwater plume encompasses 327 acres (LCP), of which includes 162 acres of HCP (Figure 3-1). The CMS Report estimated approximately 700 million gallons of CVOC impacted groundwater in the HCP and LCP collectively, with the total CVOC mass in both the HCP and LCP estimated to be between 3,000 and 6,000 pounds (NASA, 2007a).

Groundwater investigations have continued at LC34 since completion of the RFI and are still on-going as part of the CMS phase to better characterize the large dissolved plume. Within the HCP area are 63 acres of "Hot Spots", which in general are defined as areas where COC concentrations exceed 10-times NADCs for one or more contaminants. At LC34, due to the extent of COC concentrations that exceed 10-times NADCs, the term "Hot Spot" has also been used to designate different areas of interest in order to more effectively manage investigation activities. Seven Hot Spot areas have currently been identified within the HCP at the site (Figure 3-8) and are summarized in the table below.

Hot Spot	Footprint (acres)	Interval (ft bls)	Estimated Contaminant Mass at Time of Delineation (lbs)	Comments
1	0.085	30-60	TCE - 75	Within hydraulic capture zone
2	3.9	60-80	Not documented - Mass removal incorporated into HCS deep capture zone design	Underlies part of the DNAPL SZ. Within hydraulic capture zone
3	7.0	16-30	TCE - 1,970	Within hydraulic capture zone
4	0.9	6-15	TCE - 6.2	Within hydraulic capture zone
5	23.5	5-34	cDCE - 1,205 VC - 374	--
6	10.7	5-40	cDCE - 1,500 VC - 430	Now significantly reduced by Air Sparge treatment
7	Under Investigation	Under Investigation	To be determined	Area of interest ~17 acres

Hot Spot site characterization efforts are discussed in Sections 4.0 and 5.0. The DSZ, and six of the seven Hot Spots, have been delineated both horizontally and vertically. Plume-wide sampling is conducted on a biennial basis, which is further discussed in Section 6.0.

Soil investigations were conducted during the RFI to evaluate contaminants in soil resulting from former launch activities, such as the use of polychlorinated biphenyl (PCB)-laden paints and PCB-dielectric fluids. Between 1997-1998, over 100 soil samples and five sediment samples were collected throughout the site and analyzed for PCBs. The RFI identified three areas of PCB-impacted soil with concentrations above the FDEP industrial Soil Cleanup Target Level (SCTL), which at the time was 2.1 milligrams per kilogram (mg/kg). In 2000, a soil interim measure (IM) was conducted in these three areas, which removed 263 tons of soil with PCB concentrations greater than the FDEP industrial SCTL (NASA, 2001).

During the CMS phase, soil re-assessment activities were conducted between 2014 and 2018 to investigate additional areas associated with the potential use of PCB-laden paints or PCB-dielectric fluids where sampling was previously not conducted, as well as in areas with known PCB contamination remaining above the FDEP residential SCTL (0.5 mg/kg). A total of 489 soil samples were collected from 383 locations, and analyzed for PCBs, total recoverable petroleum hydrocarbons (TRPH), and/or dioxins/furans. Soil IMs were conducted in 2018-2019 to excavate soils contaminated with PCBs, TRPH, and dioxins/furans. All areas were remediated to FDEP residential SCTLs, except for one area where a bank of electrical equipment was previously located near the launch pad. In this area, PCBs remain above the FDEP residential SCTL in soil and concrete. PCBs are also present in groundwater above the FDEP GCTL in this area. PCBs are the only remaining COC in soil and concrete at the site. Figure 3-9 shows the soil excavation areas from 2018-2019, and Figure 3-10 shows the area where remaining soil and concrete concerns are located. Section 5.9 provides additional information on these soil IMs.

3.1 SITE CONTAMINANTS AND CONTROLS

Groundwater at LC34 contains chlorinated volatile organic compounds (CVOCs) and PCBs at concentrations greater than FDEP GCTLs, and soil and concrete in one area of the site contains PCBs at concentrations greater than the FDEP residential SCTL.

The chosen remedial alternatives for groundwater in the CMS Report (NASA, 2007a) were as follows: (i) hydraulic containment of the DSZ, (ii) monitored natural attenuation (MNA) and supplemental investigations with follow-up IM of CVOC "hot spots" within the HCP, and (iii) MNA of the LCP with potential IM if the plume expands towards Launch Complex 37 or the Atlantic Ocean.

Based on these chosen alternatives, the following actions have occurred at LC34:

(i) A HCS was installed as an IM in the former ESB area to hydraulically contain and treat the DSZ and surrounding high-concentration plume with TCE concentrations greater than 300 µg/L. The system began operation in 2010 and is still currently operating. The hydraulic capture zone covers approximately 12.4 acres (Figure 3-1), and as of March 2020, a total of 222,643,055 gallons of groundwater containing 72,446 pounds of CVOCs have been removed by the system (NASA, 2020c). The HCS is further discussed in Section 7.0.

(ii) An Air Sparge system was installed as an IM in Hot Spot 6 and treats approximately 14.4 acres of groundwater. The system began operation in 2018 and is still currently operating. The Air Sparge system is further discussed in Section 7.0. Supplemental investigations of Hot Spot areas within the HCP are discussed in Sections 4.0 and 5.0.

(iii) Long-term monitoring of the HCP and LCP is conducted on a biennial basis, and is discussed in Section 6.0. Based on years of sampling data and plume stability assessments, there has been no indication that the plume is expanding towards Launch Complex 37 or the Atlantic Ocean; therefore, no additional IMs have been necessary to control plume expansion in those directions.

An Interim Land Use Control Implementation Plan (LUCIP) for LC34 (SWMU CC054) is currently in-place to implement institutional land use controls (LUCs) to prohibit groundwater use at the site for residual CVOCs and PCBs in groundwater, and institutional and engineering LUCs are in place for residual PCBs in soil and concrete. The Interim LUCIP was submitted to FDEP in June 2020 (NASA, 2020d), and is provided as Appendix D.

3.2 LITHOLOGY

Subsurface materials have been subdivided into nine facies (layers) in the LC34 area based on data collected during RFI and CMS activities. Layers 1, 2, 3, 6, and 8 are considered the primary water-transmitting units at the site. The lithologies of Layers 1 through 9 are as follows:

- Layer 1 – tan/gray fine sand with shell fragments (approximately 25 feet thick from 0 to 25 ft bls);
- Layer 2 – gray silty clayey fine sand (approximately 5 feet thick from 25 to 30 ft bls);
- Layer 3 – gray silty fine sand with shell fragments (approximately 12 to 15 feet thick from 30 to 45 ft bls);
- Layer 4 – (shallow confining unit) – greenish gray sandy clay unit (less than 1 to 5 ft thick from 45 to 50 ft bls);
- Layer 5 – medium to coarse sand with shell fragments (approximately 12 to 15 feet thick from 50 to 65 ft bls);
- Layer 6 – gray fine to medium “salt and pepper” sand (approximately 20 feet thick from 65 to 85 ft bls);
- Layer 7 – fine silty gray sand with abundant shell fragments (approximately 15 feet thick from 85 to 100 ft bls); and
- Layer 8 – fine to coarse sand with shell fragments (approximately 20 feet thick from 100 to 120 ft bls).

The Hawthorn Formation (Layer 9), which directly underlies the lower sand unit (Layer 8) and ranges from 120 to 140 ft bls, is a thick green sandy clay and is considered a regional confining unit. Figure 3-11 illustrates the lithology layers at the site. This figure also illustrates the depths of recovery wells associated with the HCS, which is discussed in Section 7.0.

Lithology observations from soil core sampling at LC34 have been generally consistent across the site, with the exception of one soil boring from the Hot Spot 1 area (SB1000) where a second clay layer was identified within Layer 5 from 54 to 55 ft bls (Slide 10 in Appendix C.3). The

most recent lithology observations from soil core sampling at LC34 are included in the DSZ Site Characterization Engineering Evaluation ADP (Slide 12 in Appendix C.9).

3.3 HYDROGEOLOGY

In general, groundwater flow is radially away from the vicinity of the former ESB in the shallow groundwater flow system (Layers 1, 2, and 3), to the southwest from the ESB, and to the northeast towards the Atlantic Ocean. In the deeper groundwater flow system (Layers 5, 6, and 8), groundwater generally flows inward within the vicinity of the capture area of the HCS (NASA, 2019a). Historically, groundwater flow was routinely evaluated as part of the site's long-term monitoring program; however, based on the stability of the overall plume as supported by trends in point-of-compliance wells, the KSCRT concurred to discontinue collection of site-wide water level measurements at LC34 (Meeting Minute 1204-M13, Decision 1204-D24). The average depth-to-groundwater across the site is approximately 5 ft bls.

A range of hydraulic conductivities for each lithologic layer is presented in the Engineering Evaluation – Step 1 Hot Spot One ADP (NASA, 2009b; Appendix C.2), the Step 1 Engineering Evaluation: Hot Spots 3 and 4 ADP (NASA, 2011b; Appendix C.4), and the DSZ Site Characterization Engineering Evaluation ADP (NASA, 2019c; Appendix C.9). Results from slug tests performed in Layer 5 in 2009 (Appendix I) suggest that Layer 5 is more permeable than originally conceptualized. Aquifer testing performed in Layer 7 in 2019 found lower hydraulic conductivities than presented in the CMS Report. Additional details on the Layer 5 slug test results are provided in the Engineering Evaluation – Step 1 Follow-Up Field Activities and Proposed Path Forward Hot Spot One ADP (NASA, 2009d) (Slide 9 in Appendix C.3), and additional details on the Layer 7 aquifer testing are provided in the DSZ Site Characterization Engineering Evaluation ADP (NASA, 2019c) (Slides 49 and 49a in Appendix C.9).

FIGURE 3-1 GROUNDWATER PLUME MAP
LAUNCH COMPLEX 34, CAPE CANAVERAL AIR FORCE STATION, FLORIDA

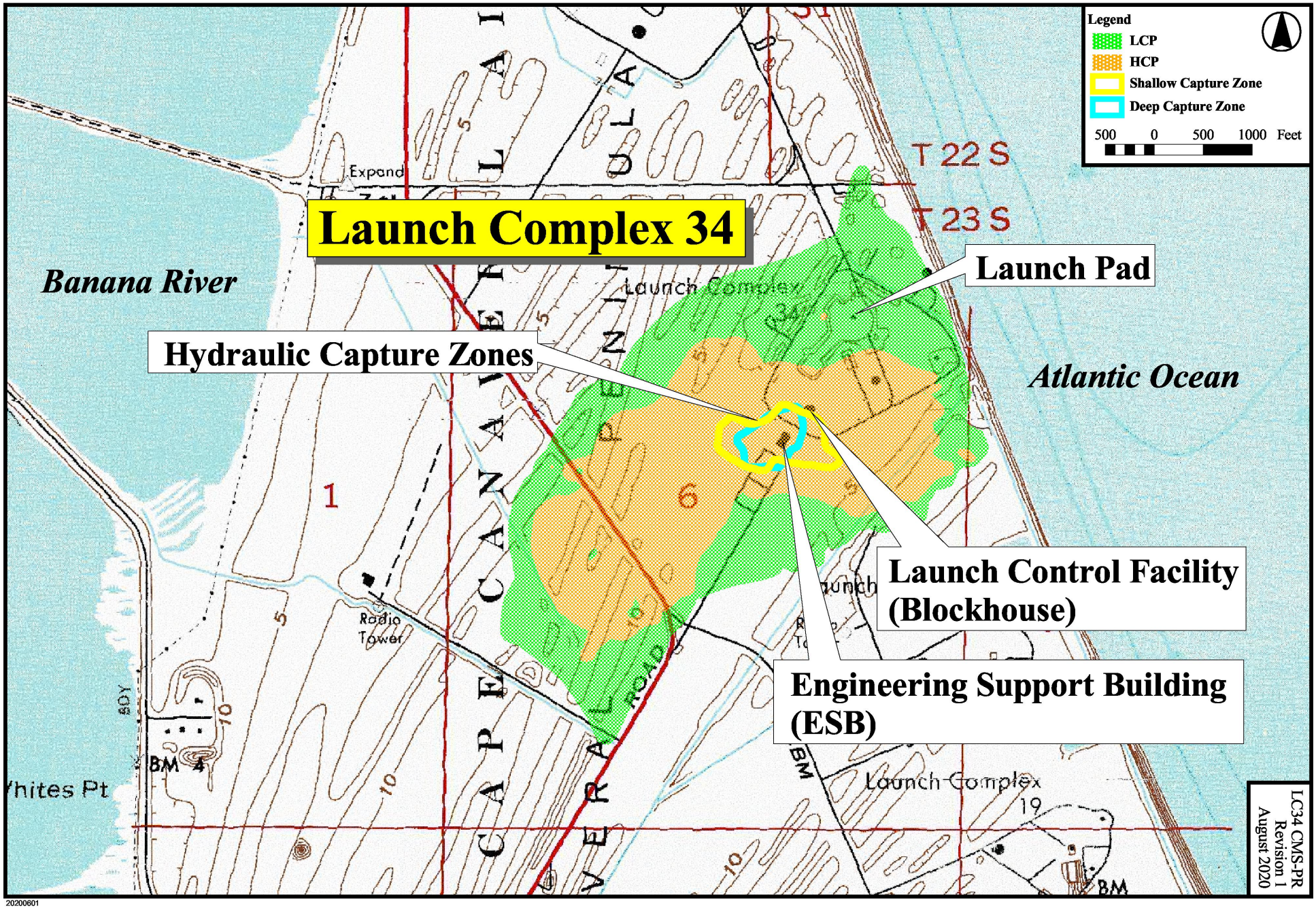

LC34 CMS-PR
Revision 1
August 2020

20200601

FIGURE 3-2 DNAPL SOURCE ZONE MAP
LAUNCH COMPLEX 34, CAPE CANAVERAL AIR FORCE STATION, FLORIDA

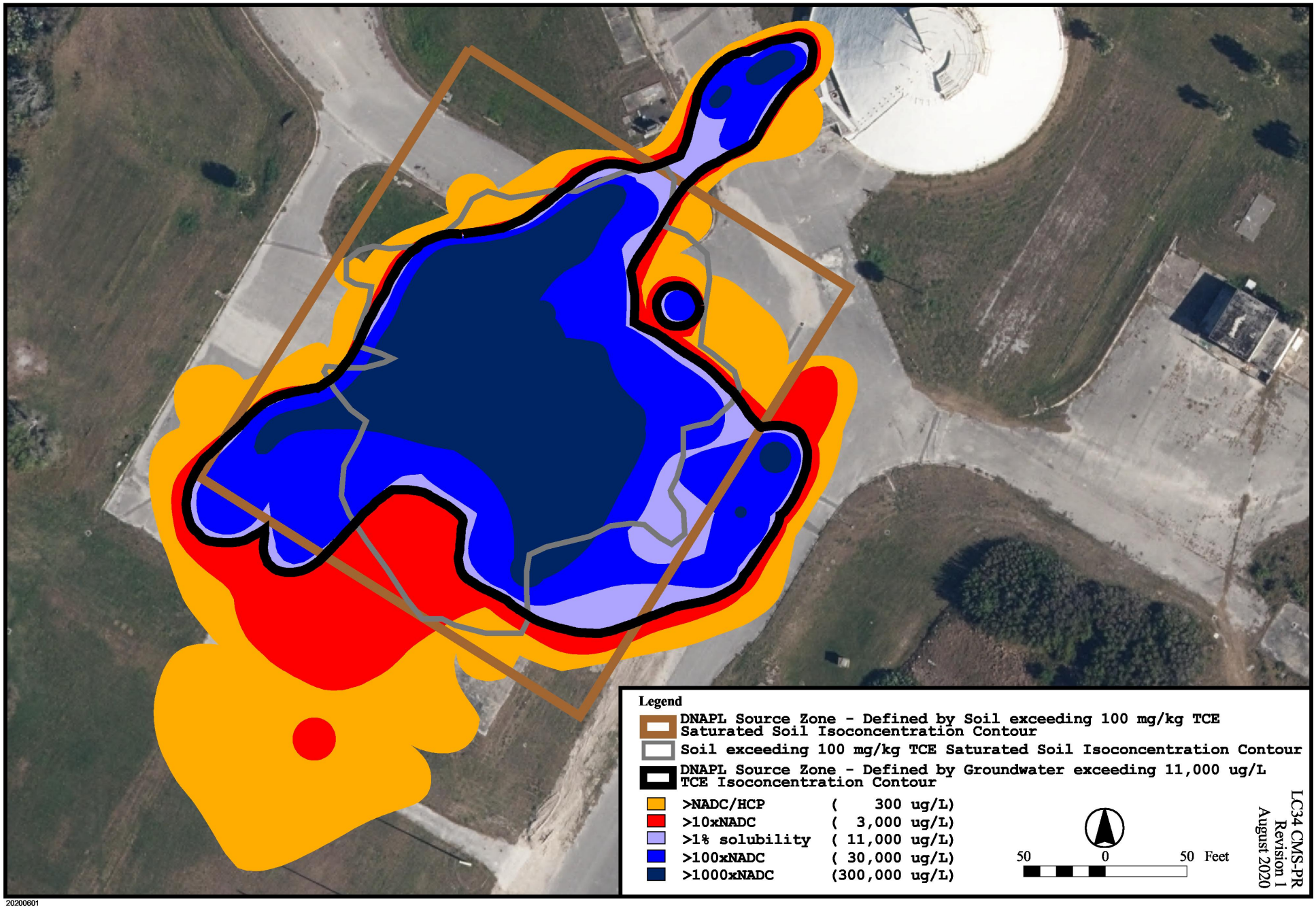

20200601

FIGURE 3-3 DNAPL SOURCE ZONE CROSS SECTIONS
SWMU CC054 - LAUNCH COMPLEX 34, CAPE CANAVERAL AIR FORCE STATION, FLORIDA

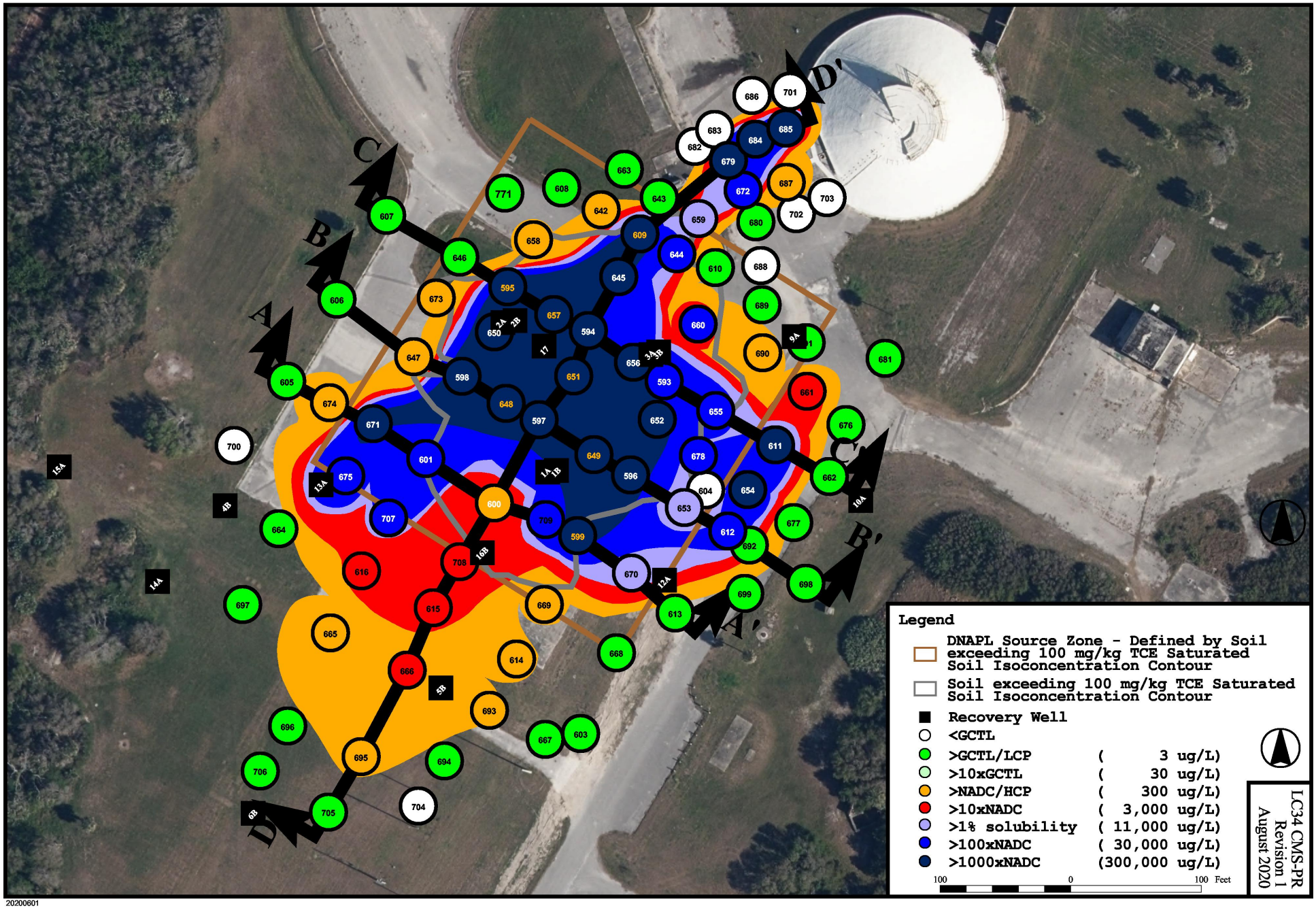

FIGURE 3-4 DNAPL SOURCE ZONE CROSS SECTION A-A'
SWMU CC054 - LAUNCH COMPLEX 34, CAPE CANAVERAL AIR FORCE STATION, FLORIDA

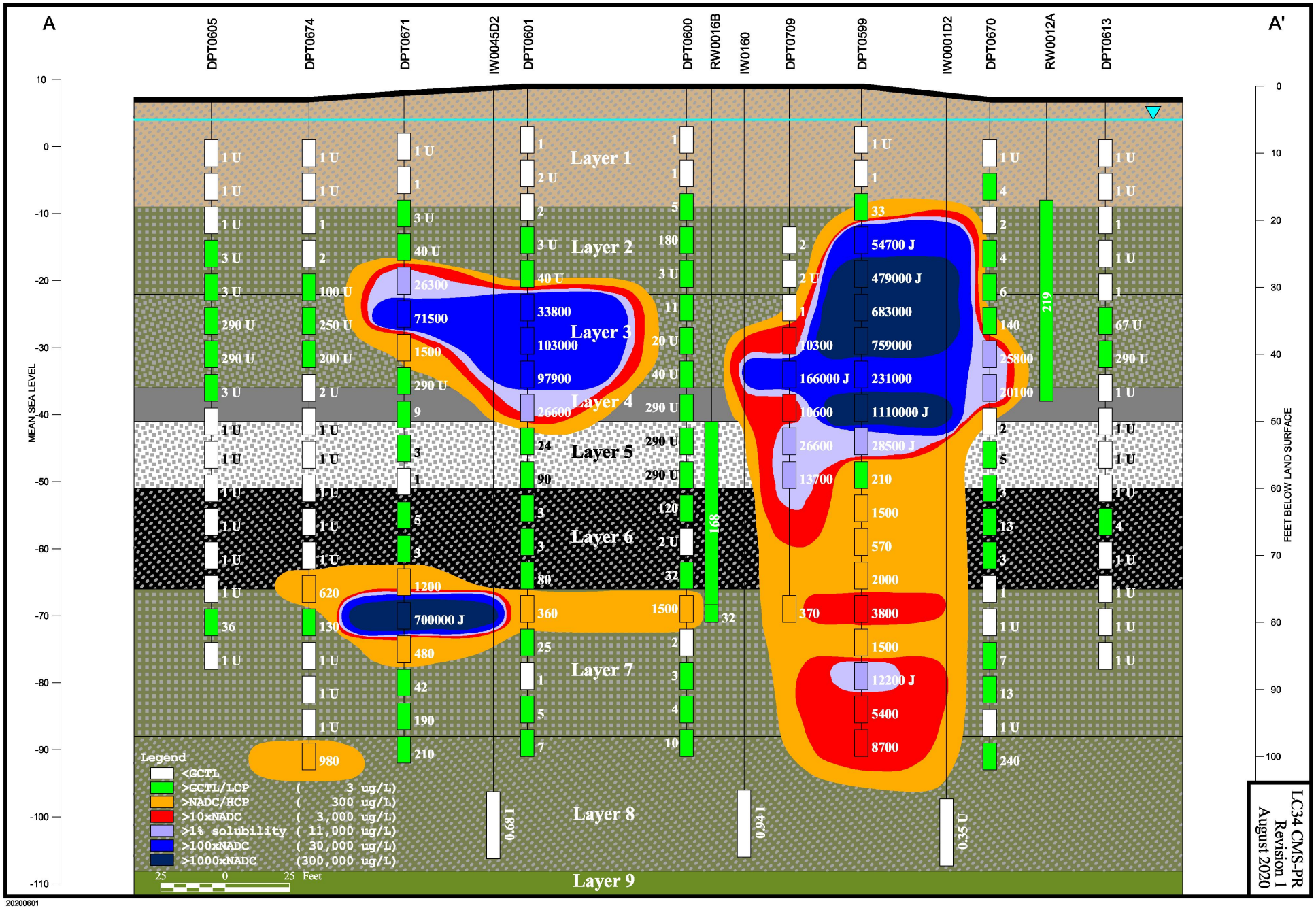

FIGURE 3-5 DNAPL SOURCE ZONE CROSS SECTION B-B'
SWMU CC054 - LAUNCH COMPLEX 34, CAPE CANAVERAL AIR FORCE STATION, FLORIDA

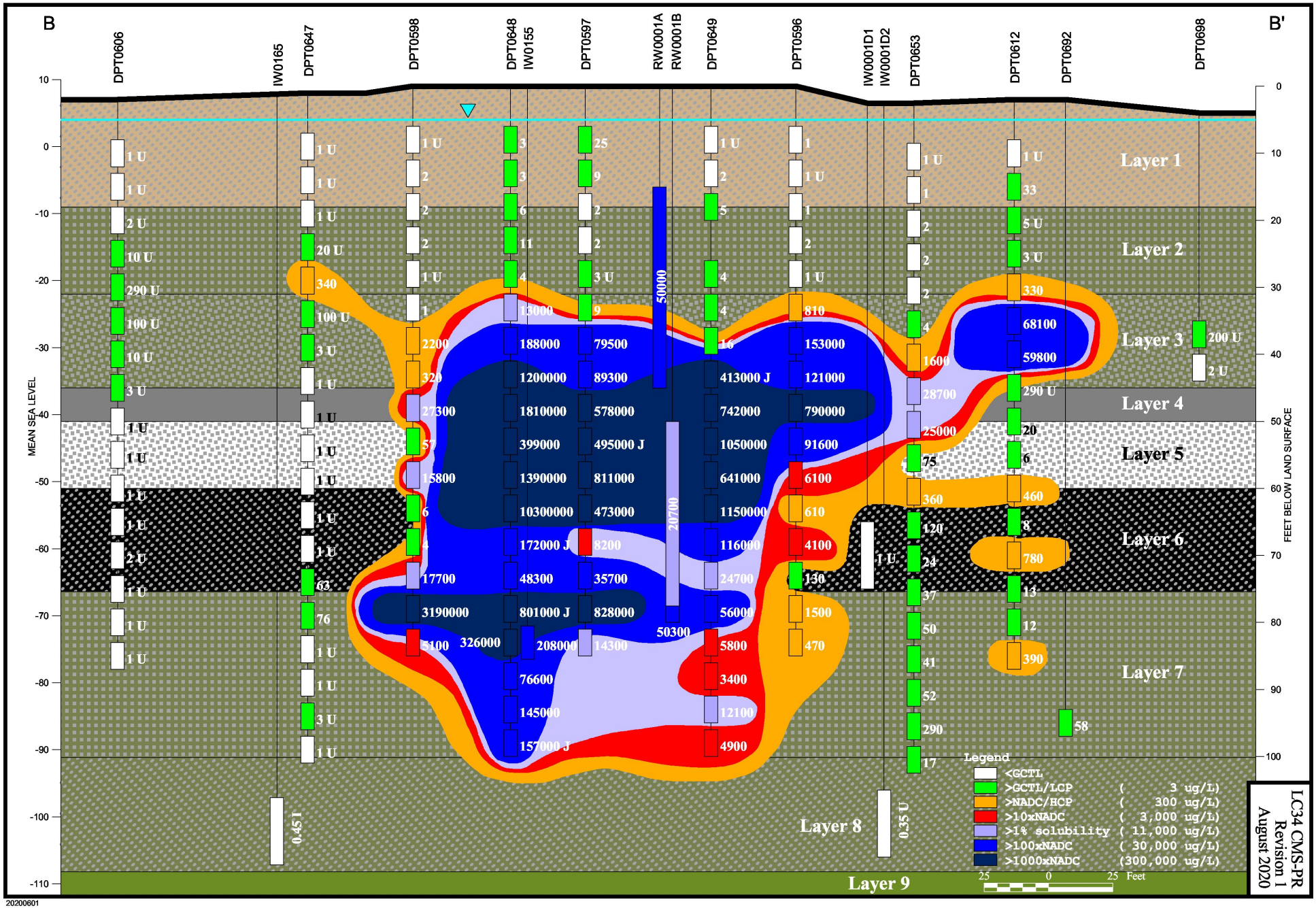

FIGURE 3-6 DNAPL SOURCE ZONE CROSS SECTION C-C'
SWMU CC054 - LAUNCH COMPLEX 34, CAPE CANAVERAL AIR FORCE STATION, FLORIDA

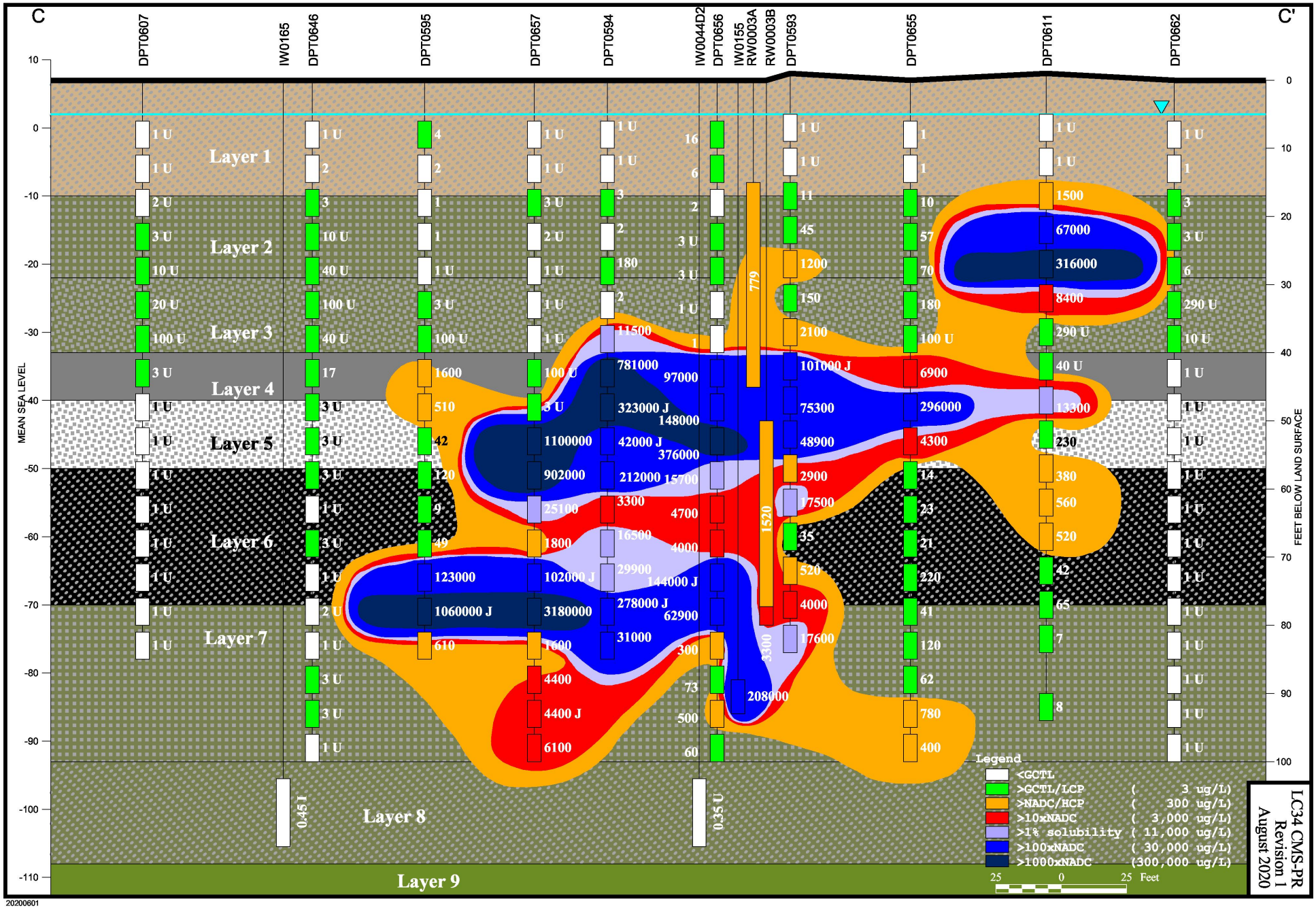

FIGURE 3-7 DNAPL SOURCE ZONE CROSS SECTION D-D'
SWMU CC054 - LAUNCH COMPLEX 34, CAPE CANAVERAL AIR FORCE STATION, FLORIDA

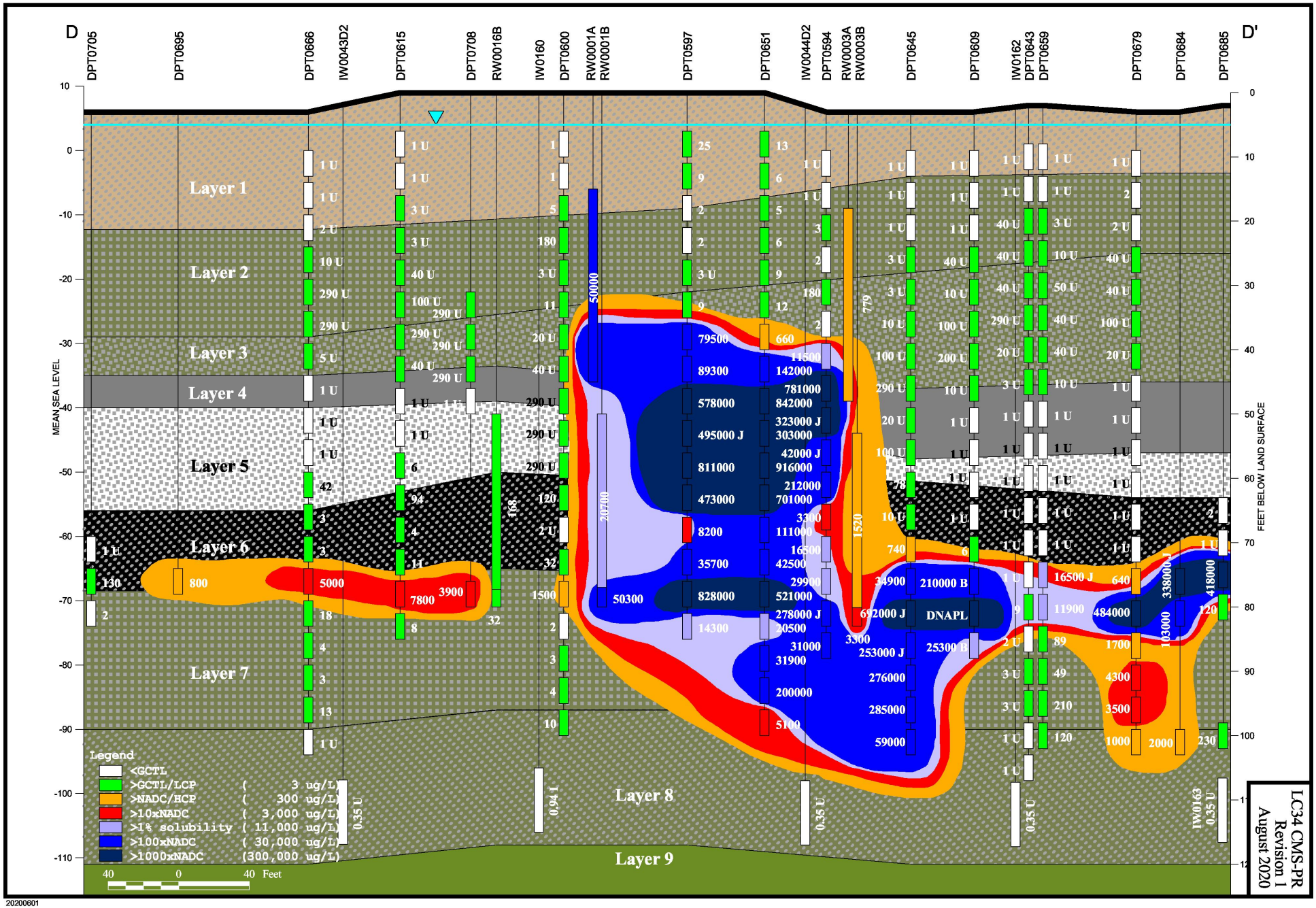

20200601

FIGURE 3-8 HOT SPOT MAP
LAUNCH COMPLEX 34, CAPE CANAVERAL AIR FORCE STATION, FLORIDA

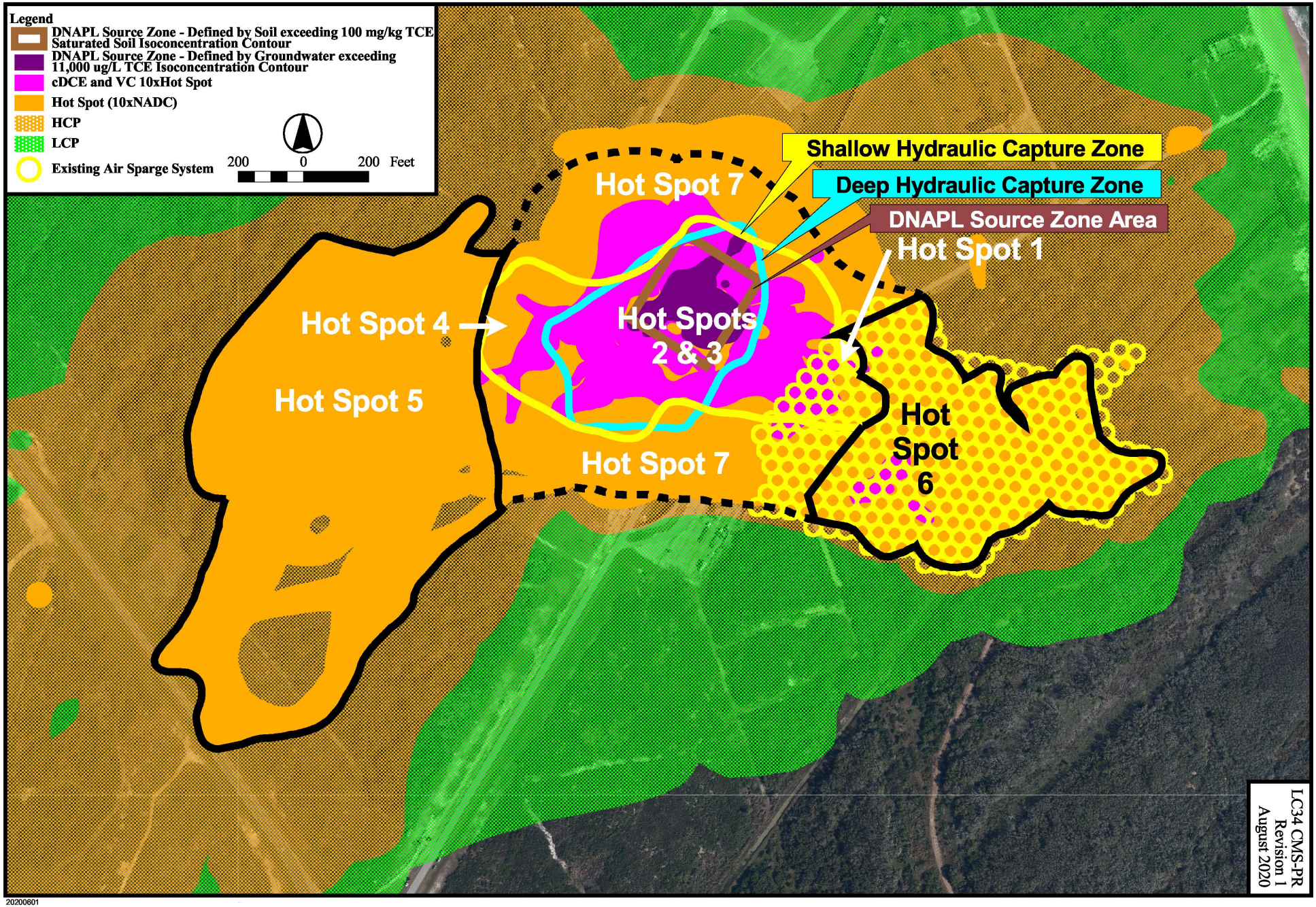

20200601

FIGURE 3-9 AREAS EXCAVATED IN 2018 - 2019
SWMU CC054 - LAUNCH COMPLEX 34, CAPE CANAVERAL AIR FORCE STATION, FLORIDA

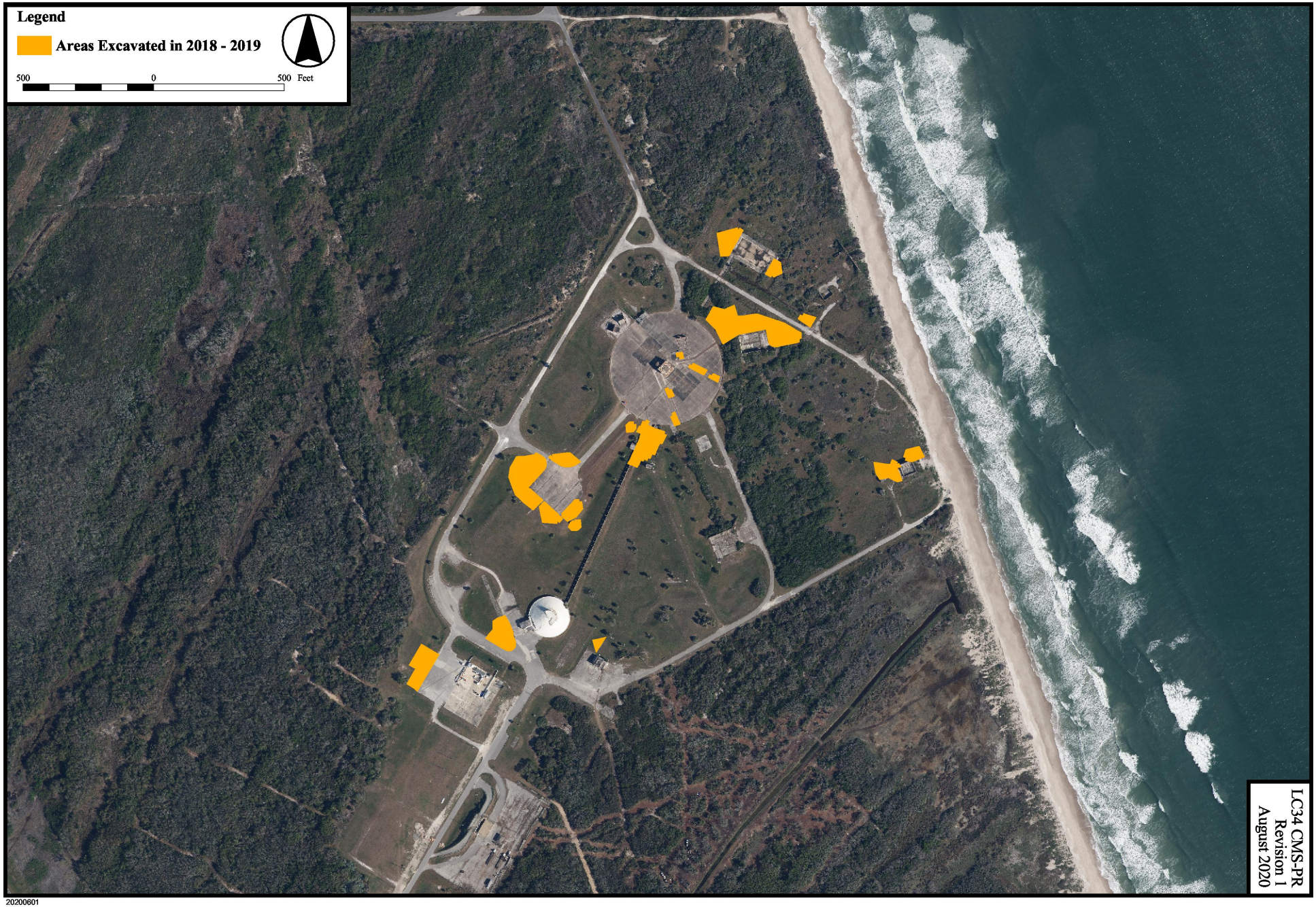

20200601

FIGURE 3-10 SOIL AND CONCRETE LAND USE CONTROL AREA
SWMU CC054 - LAUNCH COMPLEX 34, CAPE CANAVERAL AIR FORCE STATION, FLORIDA

POINT	EASTING	NORTHING
1	242936.11	464049.13
2	242942.90	464047.29
3	242950.21	464044.21
4	242946.01	464034.94
5	242935.47	464039.83
6	242932.81	464033.83
7	242930.55	464035.03
8	242931.47	464037.03
9	242930.81	464037.32
10	242931.82	464039.45
11	242931.22	464039.80
12	242932.33	464042.21
13	242932.97	464041.92

Survey coordinates are in US State Plane Coordinate System NAD 1983,Florida East, Meters.





Legend
Fence with man gate
Area to be managed by land use controls for contaminated concrete and soils left in place (PCBs > 0.5 mg/kg) and engineering controls (fence).
20 0 20 Feet

LC34 CMS-PR
Revision 1
August 2020

20200601

FIGURE 3-11 LITHOLOGY
LAUNCH COMPLEX 34, CAPE CANAVERAL AIR FORCE STATION, FLORIDA

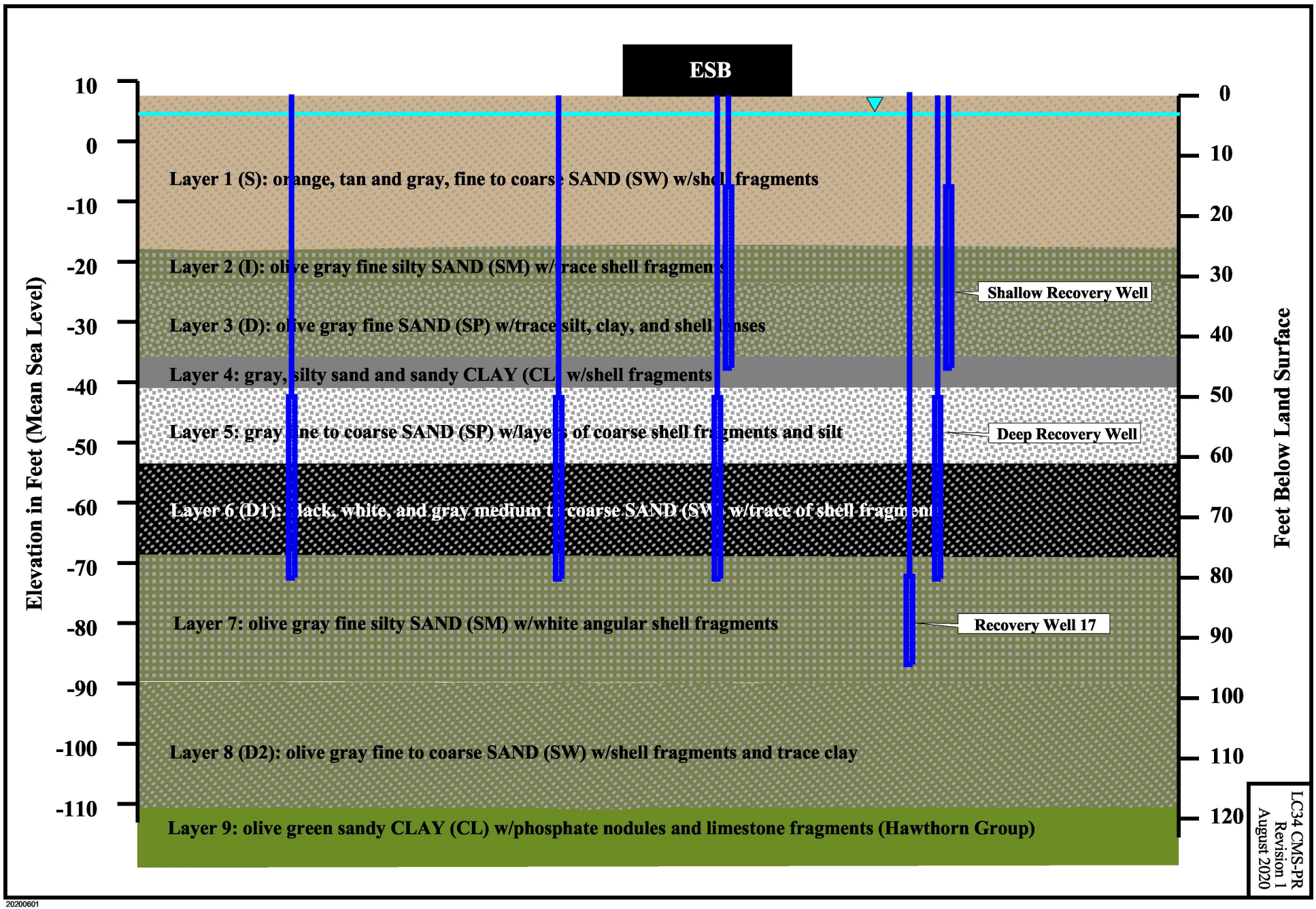

LC34 CMS-PR
Revision 1
August 2020

20200601

SECTION 4
SUPPLEMENTAL GROUNDWATER ASSESSMENTS

Supplemental groundwater assessment activities have been performed during the CMS phase to investigate CVOC Hot Spot areas within the HCP, as well as to re-characterize the DSZ. Supplemental groundwater assessments often, but not always, occur as part of the EE process. In those cases, additional information is provided in Section 5. The following sections summarize the supplemental groundwater assessment activities performed during the CMS phase.

4.1 OVERVIEW OF SUPPLEMENTAL ASSESSMENT ACTIVITIES (2008-2011)

Supplemental assessment activities were performed from June 2008 to September 2011 to investigate potential CVOC Hot Spot areas that exist within the HCP. To aid in the investigation of potential Hot Spots, the following activities were conducted during the supplemental assessment:

- Membrane Interface Probe (MIP)/Cone Penetrometer Testing (CPT) profiling;
- Direct Push Technology (DPT) groundwater sampling;
- Monitoring well installation and sampling (IW0076); and
- Pneumatic aquifer slug testing.

For all supplemental assessment activities listed above, field forms are included in Appendix E, laboratory analytical data is included in Appendix F, and KSC Remediation Information System (RIS) completion tickets are included in Appendix G.

4.1.1 MIP/CPT PROFILING. MIP/CPT profiling was used to evaluate the lateral and vertical extent of TCE impacts in the groundwater at LC34. MIP is a real-time, field screening tool with semi-quantitative capabilities that thermally vaporizes CVOCs in soil and groundwater, and transmits the CVOC vapor sample via carrier gas (e.g., helium or nitrogen) to a gas chromatograph/mass spectrometer, which measures CVOC concentrations via an electron capture detector, photo-ionization detector, and flame ionization detector. CPT uses pore pressure, tip resistance and frictional resistance to indirectly identify subsurface lithology. The

MIP/CPT activities were performed on 24, 26, 27, 30 June 2008, 1-3 July 2008, and 7-9 July 2008. The MIP/CPT profiles were collected from 26 locations within Hot Spots 1, 2, and 3 (no MIP/CPT profiles were collected from Hot Spots 4, 5, 6, or 7). The MIP/CPT profiles are provided in Appendix H, along with supporting figures to show profile locations. The MIP/CPT profiles are also presented on Slide 11/Figure 3 in Appendix C.1 for Hot Spot 1, and on Slide 17/Figure 7 in Appendix C.4 for Hot Spots 2 and 3.

4.1.2 DPT GROUNDWATER SAMPLING. Supplemental DPT groundwater sampling activities were performed on the following dates:

- 26, 27, and 30 June 2008;
- 2, 7-11, 14-18, and 21-25 July 2008;
- 15, 18, and 27-29 August 2008;
- 17 and 20-23 October 2008;
- 1-5 December 2008;
- 26-30 January 2009;
- 19 March 2009;
- 1, 2 and 5-8 October 2009;
- 10, 15 and 16 March 2010;
- 6-9 and 12-16 July 2010;
- 13-17 December 2010;
- 8 June 2011; and
- 14-16 September 2011.

DPT sampling included the collection of 1,224 groundwater samples from 271 locations (DPT0067 through DPT0275, DPT0277 through DPT327, and DPT0335 though DPT0345), which are presented on Slides 16 and 41 (Figures 3 and 18, respectively, on the slides) in the Engineering Evaluation – Step 1 Engineering Evaluation: Hot Spots 3 and 4 ADP (Appendix C.4), as well as supporting figures included in Appendix H. The DPT sample IDs are not

contiguous because some of the sample IDs were utilized for sampling performed as part of the Environmental Security Technology Certification Program (ESTCP) Partitioning Electron Donor (PED) Demonstration implemented in Hot Spot 1 (discussed in Section 5.1) while supplemental assessment activities were occurring (DPT0277 was used to collect soil and groundwater samples for submission to Sirem Laboratories for treatability testing, DPT0332 through DPT0334 and DPT0328 and DPT0331 were utilized for soil and groundwater sampling). The results for DPT samples collected as part of the PED Demonstration are presented in Hot Spot 1 Interim Measures Work Plan: Partitioning Electron Donor Demonstration (NASA, 2010b).

DPT groundwater sampling was generally performed at four-foot depth intervals, at various depths from 8 to 80 ft bls using a 6620DT track-mounted Geoprobe rig. The exact depth interval at which groundwater samples were collected was selected using the results from the MIP/CPT survey. Mobile laboratory services were provided by Analytical Laboratories of Florida and KB Labs, Inc., which are National Environmental Laboratory Accreditation Program certified. Mobile laboratory analysis of the groundwater samples for CVOCs was completed using EPA Method 8260B (KB Labs, Inc.) and EPA Method 8021 (Analytical Laboratories of Florida). DPT groundwater sampling results from supplemental assessment activities from 2008-2011 are presented in Appendix H.

4.1.3 MONITORING WELL INSTALLATION AND SAMPLING. Well IW0076 (screen interval of 70 to 80 ft bls) was installed via sonic drilling methods on 16 July 2009 to evaluate the concentration of CVOCs in Hot Spot 1 at depths greater than 60 ft bls. During well installation, a continuous soil core (SB1000) was collected to evaluate the lithology and to evaluate the sorbed TCE mass in Layers 3, 4 and 5. Six soil samples were collected and analyzed for CVOCs and fraction organic carbon. The well installation, soil core collection, and soil sampling are documented in the Hot Spot 1 Interim Measures Work Plan: Partitioning Electron Donor Demonstration (NASA, 2010b).

A groundwater sample was collected from monitoring well IW0076 on 3 August 2009, in general accordance with FDEP Standard Operating Procedures (FDEP, 2008) and the NASA-KSC Sampling and Analysis Plan (NASA, 2011a). The samples were analyzed for CVOCs using EPA Method 8260 by KB Labs, Inc.

4.1.4 PNEUMATIC SLUG TESTING. A pneumatic aquifer slug test was conducted to evaluate the hydraulic conductivity of Layer 5 as part of the supplemental assessment per request of the FDEP. The slug test was performed on 21 August 2009 at four Layer 5 monitoring wells (PA0020 [55 to 60 ft bls], PA0021 [55 to 60 ft bls] PA0022 [55 to 60 ft bls], and IW0002D1 [50 to 55 ft bls]). At least three repetitions were performed at each well location.

4.2 OVERVIEW OF SUPPLEMENTAL ASSESSMENT ACTIVITIES (2012-2019)

Supplemental assessment activities were performed from 2012-2019 to continue investigating Hot Spots within the HCP, support HCS optimization, and to re-characterize the DSZ and investigate Layer 7. The following activities were conducted during supplemental assessment activities:

- Hydraulic Profiling Tool (HPT) and MIP;
- DPT groundwater sampling;
- Monitoring well installation and soil core sampling; and
- Aquifer testing in Layer 7.

For supplemental assessment activities listed above, field forms are included in Appendix E and laboratory analytical data is included in Appendix F.

4.2.1 HPT/MIP PROFILING. HPT and MIP profiling was conducted in January 2013 to support HCS pumping optimization. Six HPT borings were advanced from 0 to 80 ft bls to evaluate hydraulic permeability variations, and 11 MIP borings were advanced from 0 to 80 ft bls to evaluate contaminant magnitude. Results of the MIP and HPT investigations were correlated to distinguish mobile and stored mass signatures within the hydraulic containment zone and to provide pumping optimization recommendations. Based on results, seven new shallow recovery wells and one new deep recovery well was installed to further improve plume containment and contaminant removal. HPT and MIP profiles and detailed data reports are included in the Step 4C Engineering Evaluation Pumping Optimization and Hot Spot 3/4 Expansion ADP (NASA, 2013d) in Appendix C.6.

4.2.2 DPT GROUNDWATER SAMPLING. DPT groundwater sampling activities were performed on the following dates:

- Hot Spot 5 and Plume Conditions south of Phillips Parkway: January 2015 - March 2019
- Hot Spot 6: June 2014 - June 2016
- DSZ: May 2018 - March 2019

Hot Spot 5 and plume condition assessment south of Phillips Parkway included 953 groundwater samples from 200 DPT locations. Samples collected from January 2015 through March 2019 were used to supplement DPT samples previously collected in parts of the Hot Spot 5 area from 2010-2011. Sample locations and results are presented in the Hot Spot 5 Site Characterization ADP (NASA, 2019b) in Appendix C.7, and in Appendix J.

Hot Spot 6 sampling included the collection of 681 groundwater samples from June 2014 to June 2016, which were used to supplement DPT samples previously collected in this area from 2010-2011. A total of 745 groundwater samples from 150 DPT locations were used to complete Hot Spot 6 delineation. Sample locations and results are presented in the Hot Spot 6 Area of Investigation Site Characterization ADP (NASA, 2016) in Appendix C.8, and in Appendix J.

DSZ sampling included the collection of 1,196 groundwater samples from 89 DPT locations between May 2018 and March 2019. A select few additional DPT samples were collected in November 2019 to fill in data gaps for the surrounding high-concentration TCE contour. Samples were collected in 5-ft intervals from 8 to 98 ft bls to complete DSZ re-characterization efforts. Four DPT locations were selected for verification sampling of the 80 to 100 ft bls interval to confirm initial elevated TCE concentrations detected in Layer 7. This was completed using a sonic rig 3” core barrel followed by a 4” override barrel to minimize potential drag-down and prevent cross-contamination between lithology layers. DPT sample locations and results are presented in the DSZ Site Characterization ADP (NASA, 2019c) in Appendix C.9, and in Appendix J.

4.2.3 MONITORING WELL INSTALLATION AND SOIL CORE SAMPLING. As part of DSZ re-characterization activities, six new monitoring wells (IWs 160 to 165) were

installed in “Layer 8” to complete vertical delineation of TCE. These MWs were installed in the July-August 2019 timeframe, and screened from 105 to 115 ft bls. Additionally, five new monitoring wells (IWs 155 to 159) were installed in “Layer 7” to monitor TCE concentrations over time, as there was only one pre-existing well that was being monitored in Layer 7 (IW-42D2, screened 87 to 92 ft bls). Four of the new Layer 7 monitoring wells were screened from 88 to 93 ft bls, and the other was screened from 80.5 to 85.5 ft bls. At each of the Layer 7 well locations, soil cores were collected from ground surface to 80 ft bls using a sonic rig 3” core barrel to evaluate lithology and collect PID readings. Soil samples were also collected above, within, and below Layers 1 to 7 and submitted for Total Organic Carbon analysis. Samples with elevated PID readings were also submitted for VOC analysis. Monitoring well and sore core sample locations and results are presented in the DSZ Site Characterization ADP (NASA, 2019c) in Appendix C.9.

4.2.4 AQUIFER TESTING IN LAYER 7. As described in Section 3.2, “Layer 7” consists of a fine silty gray sand with abundant shell fragments. High concentrations of TCE were identified in Layer 7 during DSZ re-characterization activities in 2019. To evaluate feasibility of recovering TCE mass from within Layer 7, a 48-hour constant rate pumping test was conducted on 13-15 August 2019 using a new recovery well installed in Layer 7 (RW017C, screened 80 to 95 ft bls). Twenty monitoring wells, varying in distance from approximately 25 ft to 200 ft from RW017C (including two newly installed observation wells, IWs 166 and 167, located approximately 25-ft away from RW017C), were monitored with pressure transducers from 5-20 August 2019. Observed drawdown readings included: 62.5 ft in RW017C, 2.18 ft in IW-167, 1.75 ft in IW-166, 0.5 to 1.0 ft at other Layer 7 wells, and 0.2 to 0.7 ft at other wells supporting the test. Following the aquifer test, RW017C was kept in operation as part of the HCS as a Pilot Study to determine mass removal over time. The Layer 7 aquifer test is presented in the DSZ Site Characterization ADP (NASA, 2019c) in Appendix C.9.

4.3 SUMMARY OF GROUNDWATER IMPACTS

The following provides an overview of groundwater impacts based on supplemental sampling activities described above. The overall groundwater plume is shown on Figure 3-1, and DSZ and Hot Spots are shown on Figure 3-2 and Figure 3-8, respectively.

4.3.1 HOT SPOT 1. The MIP results from 2008 indicated that CVOC mass is limited to the area around MP003, which is adjacent to monitoring well IW0002D1 (well with varying TCE concentrations). The CPT results from MP003 were consistent with the lithology observed in SB0001 and with the findings of RFI and CMS activities.

Sample results (all CVOCs less than laboratory detection limits) from the installation of monitoring well IW0076 were presented during the Engineering Evaluation – Step 1 Follow-Up Field Activities and Proposed Path Forward Hot Spot One ADP (NASA, 2009d) (Slide 13 in Appendix C.3) and suggested that no CVOC mass is present below 60 ft bls.

Hot Spot 1 is generally defined as the area where TCE concentrations were found to be greater than 300 µg/L from approximately 30 to 60 ft bls. That area is approximately 0.085 acres (3,750 square feet [ft²]). The Hot Spot was defined by TCE greater than 300 µg/L because the Hot Spot is encompassed by the dissolved plume from the DSZ, so there is comingling of plumes (cDCE and VC). The estimated mass of TCE in Hot Spot 1 at the time of delineation was 75 pounds. Hot Spot 1 is located within the hydraulic capture zone from the HCS currently in operation.

4.3.2 HOT SPOT 2. Results of the MIP/CPT assessment in 2008 confirmed that high concentrations of CVOCs are generally located in the silty sand interval between 60 and 80 ft bls. The results also show that impacts extend away from the ESB towards the southwest. CPT results suggest there is a clay/silt layer at approximately 40 ft bls surrounding the ESB, but electron capture detector (ECD) data does not suggest high concentrations of CVOCs are present within this layer (for locations outside the DSZ). This is generally consistent with previous lithologic characterizations during RFI and CMS activities.

Hot Spot 2 is generally defined as the area surrounding the ESB where TCE concentrations were found to be greater than 300 µg/L from approximately 60 to 80 ft bls. That area is approximately 3.90 acres (170,000 ft²) when excluding the DSZ area. The estimated mass of TCE in Hot Spot 2 is not documented; however, the area associated with this hot spot was included in the HCS design for the deep capture zone (Meeting Minute 0808, Decision D04; Appendix B). The objective of the HCS currently in operation is to hydraulically control and provide treatment of the DSZ, and the TCE HCP within Hot Spots 2, 3, and 4.

4.3.3 HOT SPOT 3. Results of the 2008 MIP assessment indicated that CVOC mass was found around portions of the ESB area between 15 to 30 ft bls. The CPT results suggested the 15 to 25 ft bls interval is comprised of mostly sand, which is generally consistent with the previous lithologic characterizations completed during the RFI and CMS activities.

Hot Spot 3 is generally defined as the area surrounding the ESB where TCE concentrations were found to be greater than 300 µg/L from approximately 16 to 30 ft bls. That area (excluding the DSZ area) is approximately 7.0 acres (305,000 ft²). The estimated mass of TCE in Hot Spot 3 at the time of delineation was 1,970 pounds. The objective of the HCS currently in operation is to hydraulically control and provide treatment of the DSZ, and the TCE HCP within Hot Spots 2, 3, and 4.

4.3.4 HOT SPOT 4. Hot Spot 4 is the area around monitoring well IW0052S, which is based on historical fluctuating concentrations of TCE detected in samples collected from this monitoring well. No MIP/CPT profiles were collected in the area.

Hot Spot 4 is generally defined as the area surrounding IW0052S where TCE concentrations were found to be greater than 300 µg/L from approximately 6 to 15 ft bls. Due to the distribution of TCE mass, Hot Spot 4 is best described as two separate areas at different depths (6 to 10 ft bls and 11 to 15 ft bls). The 6 to 10 ft bls interval is approximately 0.2 acres (8,700 ft^2) and the 11 to 15 ft bls interval is approximately 0.7 acres (30,500 ft^2). The estimated mass of TCE in Hot Spot 4 at the time of delineation was 6.2 pounds. The objective of the HCS currently in operation is to hydraulically control and provide treatment of the DSZ, and the TCE HCP within Hot Spots 2, 3, and 4.

4.3.5 HOT SPOT 5. Hot Spot 5 was initially defined as the area around monitoring well IW0051S, which was based on high concentrations of cDCE detected in samples collected from this monitoring well. Additional DPT sampling determined Hot Spot 5 extends down to Phillips Parkway and consists of cDCE and VC. No MIP/CPT profiles were collected in the area.

Delineation of Hot Spot 5 was completed in 2019 and was found to encompass 23.5 acres down to a depth 34 ft bls (above Layer 4). Mass calculations estimate a total of 1,205 and 374 pounds of cDCE and VC, respectively, in Hot Spot 5.

4.3.6 HOT SPOT 6. Hot Spot 6 was initially defined as the area around monitoring wells IW0057S and IW0057I, which was based on an initial high concentration of TCE measured in IW0057S and high concentrations of cDCE detected in samples collected from both monitoring wells. Additional DPT sampling determined Hot Spot 6 has very little TCE and is comprised of cDCE and VC. No MIP/CPT profiles were collected in the area.

Delineation of Hot Spot 6 was completed in 2016 and encompasses 10.7 acres down to a depth of 40 ft bls (above Layer 4). Mass calculations estimate a total of 1,500 pounds and 430 pounds of cDCE and VC, respectively, in Hot Spot 6. An Air Sparge system is currently in operation in Hot Spot 6.

4.3.7 HOT SPOT 7. Hot Spot 7 is located on the north and south sides of the DSZ. The area of impact of Hot Spot 7 has not been fully investigated or delineated.

4.3.8 DELUGE BASIN. The deluge basin is an area to the northeast of the ESB where the flushing of launch engines occurred. No MIP/CPT profiles were collected in the area, but groundwater samples have been collected from monitoring wells and DPT activities throughout the area and at various times since 2003. No Hot Spots were identified during the supplemental assessment activities in the deluge basin area.

4.3.9 DNAPL SOURCE ZONE. DSZ re-characterization activities in 2018-2019 identified DNAPL product in seven sample locations at depths ranging from 48 to 78 ft bls. The DNAPL source zone, where TCE $\geq$ 11,000 µg/L (1% solubility), was found to be 1.4 acres in size and extending down into "Layer 7" (up to 98 ft bls). Layer 8 monitoring wells (screened 105 to 115 ft bls) did not detect TCE above GCTLs. Groundwater and PID results determined Layers 4 and 7, which are fine-grained units, to be storing much of the remaining TCE mass in the DSZ. Mass calculations estimate 32,000 pounds of TCE remaining in the DSZ and surrounding high-concentration TCE contour where TCE $\geq$ 300 µg/L from the time at which the 2018-2019 DSZ re-characterization study was completed. This is much less than initial mass estimates from soil investigation activities in the 2000s, which estimated upwards of 90,000 pounds of mass in the DSZ before the HCS began operation in 2010.

4.3.10 PLUME CONDITIONS SOUTH OF PHILLIPS PARKWAY. DPT sampling south of Phillips Parkway determined that Hot Spot 5 does not extend past the roadway. The HCP and LCP south of Phillips Parkway are being monitored as part of the site's long-term monitoring program (Section 6.0).

SECTION 5
ENGINEERING EVALUATIONS AND ADVANCED DATA PACKAGES

The EE Multi-Step Process is being used to address groundwater contamination at LC34, which allows input from all KSCRT members for delineation of contaminated groundwater, evaluation of technologies to be implemented, review of preliminary designs, and evaluation of remediation systems following installation and operation. Supplemental groundwater assessment activities conducted at LC34 (discussed in Section 4.0) were documented in various EE ADPs and reports. The reports and ADPs, along with the conclusions reached within the reports and ADPs, are discussed in the following sections for each Hot Spot area, as well as for the DSZ. Although soil is not included in the EE process, ADPs for soil are also discussed in this section as these soil IMs were completed during the CMS phase. As previously discussed, meeting minutes for the various ADPs discussed in this section are provided in Appendix B.

5.1 HOT SPOT 1 ENGINEERING EVALUATIONS

Hot Spot 1 delineation activities were summarized in the following ADPs:

- Dynamic Testing and Hot Spot One and Two Investigation Results ADP (NASA, 2008a; Appendix C.1) – presented initial results from assessment activities;

- Engineering Evaluation – Step 1 Hot Spot One ADP (NASA, 2009b; Appendix C.2) – presented the results of supplemental assessment activities and additional data was requested (installing a monitoring well, IW0076) to complete TCE delineation; and

- Engineering Evaluation – Step 1 Follow-Up Field Activities and Proposed Path Forward Hot Spot One ADP (NASA, 2009d; Appendix C.3) – presented results of the additional field activities and the KSCRT agreed delineation of 300 µg/L TCE was complete and the path forward was the implementation of a PED Demonstration.

The decision items from the KSCRT meetings for the above referenced ADPs can be found in the Meeting Minutes included in Appendix B and the decision items are summarized below:

- Decision 0808-D04 – consensus was reached to move forward with an IM Work Plan (IMWP) for Hot Spot One;
- Decision 0904-D09 – consensus was reached to install a monitoring well with a screen interval of 70 to 80 ft bls in the area of monitoring well cluster IW0002;
- Decision 0904-D10 – consensus was reached to conduct a slug test in the area of monitoring well IW0002 and using the PA wells north of the ESB (if not previously completed);
- Decision 0904-D11 – consensus was reached on the remedial alternatives to evaluate during the Step 2 (bioremediation, thermal, large-diameter auger, and excavation alternatives);
- Decision 0904-D12 – consensus was reached to add piezometers with the capture zone in Layer 5 (pertains to the hydraulic capture system for DSZ); and
- Decision 0910-D34– consensus was reached to move forward with the ESTCP pilot-scale study and to prepare an IMWP with details of the pilot study (Hot Spot 1).

An IMWP ADP for PED implementation was presented in May 2010 (NASA, 2010a), and the IMWP (NASA, 2010b) was submitted in August 2010. A status report on the PED implementation was presented as an ADP in February 2012 (NASA, 2012a). To document the implementation and performance of the PED Demonstration a Step 4C EE ADP (NASA, 2012b) was presented in December 2012, a Basket Item ADP (NASA, 2013a) was presented in May 2013, and an IM Report (NASA, 2013c) was submitted in September 2013. Meeting minutes for the PED implementation are not included in this report, since they were documented in the IMWP (NASA, 2010b) and the IM Report (NASA, 2013c).

5.2 HOT SPOT 2 ENGINEERING EVALUATIONS

Hot Spot 2 delineation activities were summarized in the following:

- Dynamic Testing and Hot Spot One and Two Investigation Results ADP (NASA 2008a; Appendix C.1) – presented initial results from the supplemental assessment; and
- Interim Measure Design for Hydraulic Containment of the DNAPL Source Zone and Deep TCE Groundwater Plume (NASA, 2008b) – presented final TCE 300 µg/L plume.

The decision item from the KSCRT meeting for the above referenced ADP was that consensus was reached to include TCE concentrations greater than 300 µg/L in Layer 6 (60 to 80 ft bls) in the groundwater IMWP (0808-D04; Appendix B).

Installation of the original HCS was completed in December 2009 and includes capture of the 60 to 80 ft depth interval with TCE concentrations greater than 300 µg/L. The HCS is currently operational. Details of system installation are provided in Section 7.0.

5.3 HOT SPOT 3 ENGINEERING EVALUATIONS

Hot Spot 3 delineation activities were summarized in Step 1 Engineering Evaluation: Hot Spots 3 and 4 ADP (NASA 2011b; Appendix C.4). The decision items from the KSCRT meeting for this ADP were that consensus was reached that delineation of 300 µg/L TCE from 11 to 15 ft bls and 16 to 20 ft bls was complete (Decision 1112-D18; Appendix B) and that delineation of TCE within Hot Spot 3 was complete (Decision 1112-D19; Appendix B).

During the same meeting in December 2011, the Step 1B Engineering Evaluation: Hot Spots 3 and 4 ADP (NASA 2011c; Appendix C.5) was presented, which provided an initial evaluation of applicable remediation technologies for Hot Spot 3. The decision item from the KSCRT meeting for this ADP was that the path forward for Hot Spot 3 was to focus on evaluating the expansion of the hydraulic containment system (no Step 2 or Step 3 EE for Hot Spot 3) (Decision 1112-D20; Appendix B).

A Step 4C Engineering Evaluation Pumping Optimization and Hot Spot 3/4 Expansion ADP (NASA, 2013d; Appendix C.6) was presented at the March 2013 KSCRT meeting, which described proposed IM pumping optimization and HCS expansion to address Hot Spots 3 and 4. Team consensus was reached on recovery well optimizations at select wells, to include adjusting pump intake invert elevations and isolating screened intervals via water-inflated packers (Meeting Minute 1303-M3, Decision 1303-D9). For HCS expansion, Team consensus was reached for modification and retrofitting of the treatment system, proposed recovery well locations, pumping rates, and expansion construction plans (Meeting Minute 1303-M4, Decisions 1303-D10 through D14). Implementation of the HCS expansion is discussed in Section 7.0.

5.4 HOT SPOT 4 ENGINEERING EVALUATIONS

Hot Spot 4 delineation activities were summarized in Step 1 Engineering Evaluation: Hot Spots 3 and 4 ADP (NASA, 2011b; Appendix C.4). The decision item from the KSCRT meeting for this ADP was that consensus was reached that delineation of 300 µg/L TCE within Hot Spot 4 (Decision 1112-D17; Appendix B).

During the same meeting in December 2011, the Step 1B Engineering Evaluation: Hot Spots 3 and 4 ADP (NASA, 2011c; Appendix C.5) was presented, which provided an initial evaluation of applicable remediation technologies for Hot Spot 4. The decision items from the KSCRT meeting for this ADP were that the path forward for Hot Spot 4 was to focus on evaluating the expansion of the HCS (no Step 2 or Step 3 EE for Hot Spot 3) (Decision 1112-D20; Appendix B) and to install monitoring wells in Hot Spot 4 to evaluate TCE concentrations above NADC in the 6 to 10 ft bls and 11 to 15 ft bls interval (Decision 1112-D21; Appendix B).

A Step 4C Engineering Evaluation Pumping Optimization and Hot Spot 3/4 Expansion ADP (NASA, 2013d; Appendix C.6) was presented at the March 2013 KSCRT meeting, which described proposed IM pumping optimization and HCS expansion to address Hot Spots 3 and 4. Team consensus was reached on recovery well optimizations at select wells, to include adjusting pump intake invert elevations and isolating screened intervals via water-inflated packers (Meeting Minute 1303-M3, Decision 1303-D9). For HCS expansion, Team consensus was

reached for modification and retrofitting of the treatment system, proposed recovery well locations, pumping rates, and expansion construction plans (Meeting Minute 1303-M4, Decisions 1303-D10 through D14). Implementation of the HCS expansion is discussed in Section 7.0.

5.5 HOT SPOT 5 ENGINEERING EVALUATIONS

Hot Spot 5 delineation activities were summarized in the Hot Spot 5 Site Characterization ADP (NASA, 2019b; Appendix C.7), and presented during the June 2019 KSCRT meeting. This ADP also presented DPT sampling activities that were conducted to determine HCP and LCP conditions along and to the south of Phillips Parkway. Team consensus was reached that Hot Spot 5 was adequately delineated horizontally and vertically, and to also implement an air sparge barrier wall north of Phillips Parkway (Meeting Minute 1906-M12, Decisions 1906-D70 and D71).

5.6 HOT SPOT 6 ENGINEERING EVALUATIONS

Hot Spot 6 delineation activities were summarized in the Hot Spot 6 Area of Investigation Site Characterization ADP (NASA, 2016; Appendix C.8), and presented during the December 2016 KSCRT meeting. Team consensus was reached to collect additional samples at depth at DPT418 and surface water samples from the ditch within Hot Spot 6 (Meeting Minute 1612-M2, Decisions 1612-D2 through D4).

Delineation data for Hot Spot 6 was included in the Implementation Work Plan for Hot Spot 6 (NASA, 2017b). This document also included the Air Sparge system design to remediate contaminated groundwater within Hot Spot 6. This hot spot was selected for Air Sparge treatment for several reasons: (1) it was not located within the hydraulic capture zone area, (2) to mitigate and prevent potential contaminant discharge to a surface water feature located in this area, and potential further expansion of the hot spot, (3) the depth of hot spot contaminants only extends to 40 feet bls, which is above Layer 4 (a shallow confining unit), and (4) there was appropriate air sparging equipment ready for use from a nearby remediation site at KSC (Converter Compressor Building).

The conceptual design for the Air Sparge system was presented during the December 2016 KSCRT meeting in the Hot Spot 6 Area of Investigation Site Characterization ADP (NASA, 2016; Appendix C.8). Team consensus was reached to eliminate the Step 2 Engineering Evaluation (Remedial Alternatives Evaluation) for Hot Spot 6 because this hot spot was a good candidate for air sparging as it consists only of daughter products, and its lithology, along with readily available infrastructure at LC34, support this technology (Meeting Minute 1612-M2, Decision 1612-D2). Details relating to the Hot Spot 6 Air Sparge system expansion was provided in the Hot Spot 6 Area Expansion Implementation Work Plan (NASA, 2018c). Of note, the Air Sparge system expansion extends into a portion of the lower concentration plume above Hot Spot 1.

The Air Sparge system at Hot Spot 6 is currently operational. System implementation is further discussed in Section 7.0.

5.7 HOT SPOT 7 ENGINEERING EVALUATIONS

No EEs have been presented for Hot Spot 7 to date.

5.8 DNAPL SOURCE ZONE ENGINEERING EVALUATIONS

DSZ re-characterization activities were summarized in the DSZ Site Characterization Engineering Evaluation ADP (NASA, 2019c; Appendix C.9), and presented during the October 2019 KSCRT meeting. Re-characterization of the DSZ was completed to support optimization of the HCS, as well as a Remedial Alternatives Evaluation for more aggressive technologies to remediate the DSZ. Team consensus was reached that TCE is adequately delineated in the source area to 300 ug/L and that the path forward includes preparation of a Remedial Alternatives Evaluation to evaluate the next phase of the treatment train (Meeting Minute 1910-M2, Decision 1910-D2 through D22). Based on the ADP, the alternatives will include expansion of the existing HCS into Layer 7, as well as the use of Electrical Resistance Heating (ERH) to more aggressively target the remaining mass in the DSZ.

5.9 SOIL INTERIM MEASURES ADVANCED DATA PACKAGES

Information about initial soil investigation activities conducted in 1997-1998 during the RFI phase, and the subsequent soil IM in 2000, can be found in the following references: NASA, 1999 and NASA, 2001. The following information is based on soil investigation and IM activities conducted during the CMS phase.

Site-wide soil re-assessment activities were presented in the Soil Re-Assessment Results ADP (NASA, 2018e) during the March 2018 KSCRT meeting, as well as in a Soil Re-Assessment Report which included an IM Work Plan (NASA, 2018b). Soil re-assessment activities were conducted to investigate areas associated with the potential use of PCB-laden paints or PCB-dielectric fluids where sampling was previously not conducted during the RFI, or in areas with known PCB contamination remaining above the residential SCTL (0.5 mg/kg). Soil was analyzed for PCBs, TRPH, and/or dioxins/furans. Team consensus was reached for soil IMs to be conducted at Locations of Concern (LOCs) 1 through 4, 8A through 8E, and LOC9, for additional investigation at LOC2, and for no further action at LOCs 5, 6, and 7 (Meeting Minute 1803-M02, Decisions D02-D16). The first phase of soil IMs were conducted in August-September 2018, removing approximately 1,619 cubic yards (2,328 tons) of PCB, TRPH, and dioxin/furan contaminated soil from 20 areas at the site (total area of 1.48 acres). Completed IM activities were presented during the December 2018 KSCRT meeting in the Soil Interim Measures ADP (NASA, 2018d; Appendix C.10) and documented in the LC34 Interim Measure Report (NASA, 2019d). Team consensus was reached for no further action for the 20 areas excavated (Meeting Minute 1812-M10, Decision D44) based on excavations completed to the residential SCTL for each contaminant.

The second phase of soil IMs was conducted in September-December 2019 in the Electrical Substation T-2 area (LOC2). Delineation data and the IM Work Plan for PCB, TRPH, and dioxin/furan contaminated soil was presented during the June 2019 KSCRT meeting in the TSCA Area Interim Measure Work Plan ADP (NASA, 2019e) and documented in the Interim Measure Work Plan for the Electrical Substation T-2 at Launch Complex 34 (NASA, 2019f). Per the KSC Generic Work Plan for the Investigation and Cleanup of PCB-Contaminated Sites Under the Toxic Substances Control Act (NASA, 2007b), this Work Plan was coordinated with

the U.S. Environmental Protection Agency-Region 4 based on PCB concentrations equal to or exceeding 50 mg/kg. A total of 343 tons of contaminated soil was removed from a 0.16-acre area. TRPH and dioxins/furans were removed to their FDEP residential SCTLs; however, PCBs remained above regulatory cleanup criteria. Due to the site's National Historic Landmark status, soil beneath the concrete transformer bay and the concrete bay itself (following a concrete wash and rinse) were left in-place with PCB concentrations equal to or greater than 50 mg/kg using a risk-based approach under 40 CFR 761.61(c) (PCB remediation waste; Risk-based disposal approval). A fence was installed as an engineering control to prevent exposure to PCBs in soil and concrete in this area (Figure 3-10). All soil outside of the fenceline was removed to the residential SCTL or evaluated using a risk-based 95-pecent upper confidence level approach; therefore, this area is not part of the soil land use control area. Following excavation, a monitoring well was installed within the fenced area based on PCB soil concentrations exceeding the FDEP leachability SCTL; PCB groundwater results exceeded the FDEP GCTL. Groundwater was also sampled prior to the IM for PCBs, TRPH, dioxins/furans (based on FDEP leachability exceedances) and chlorobenzenes (based on historic use as a PCB diluent in dielectric fluid), and PCBs were the only contaminant that exceeded FDEP GCTLs. Completed IM activities were presented during the February 2020 KSCRT meeting in the T-2 Area Soil Interim Measures ADP (NASA, 2020b; Appendix C.11) and documented in the Soil Interim Measure Report, Electrical Substation T-2 Area (NASA, 2020a), with the following approved recommendations: (1) incorporate residual PCB contamination in soil, concrete, and groundwater and the fence into the site's existing LUCIP, and (2) incorporate the groundwater monitoring well into the site's biennial long-term monitoring program for PCB analysis.

SECTION 6
LONG-TERM GROUNDWATER MONITORING PROGRAM

Monitored natural attenuation was the selected alternative in the CMS Report for the LCP and HCP (NASA, 2007a). Currently, site-wide groundwater monitoring is conducted on a biennial frequency during the wet season (December). Sampling events are conducted during the wet season based on a quantitative evaluation of wet season versus dry season results (November/December), which were presented in the 2008 Annual LTM Report (NASA, 2009a). The wet season was selected for sampling because contaminant concentrations were found to be consistently higher in the wet season than in the dry season.

The most recent biennial sampling event was conducted in December 2018, with results and recommendations presented in the April 2019 KSCRT meeting and 2018 Operations, Maintenance, and Monitoring Report and Hot Spot 6 Construction Completion Report (NASA, 2019a). Recommendations were approved to conduct sampling at 65 locations for VOC analysis in December 2020, discontinue sampling at IW0015D, IW0031D, IW0052D, IW0066D1 and IW0068D because of their proximity to the HCS, and abandon IW0021S, IW0038S and IW0038I because of damage or obstructions. In addition to those recommendations, an additional monitoring well, IW0122, was added to the biennial network for PCB analysis in the Electrical Substation T-2 IM area, as approved during the June 2019 KSCRT meeting (Meeting Minute 1906-M13, Decision 1906-D92), and the frequency of Layer 8 wells (IW0001D2, IW0042D2, IW0043D2, IW0044D2, IW0045D2) was changed from biennial to annual to monitor performance of the HCS.

The next biennial event is scheduled for December 2020. Currently, the extent of the overall groundwater contaminant plume where COCs exceed FDEP GCTLs (LCP) is approximately 327 acres.

SECTION 7
SYSTEM IMPLEMENTATION AND PERFORMANCE MONITORING

Two remediation systems are currently operating as IMs at LC34; (1) the HCS in the DSZ and, (2) the Air Sparge system in Hot Spot 6. The objective for each IM includes:

(1) The primary objective of the HCS IM is to contain the DSZ and surrounding high-concentration dissolved-phase plume where TCE concentrations exceed 300 μg/L. Secondary IM objectives include maintaining treatment standards for aqueous and air discharges, maintaining system equipment to sustain plume containment, and maximizing contaminant mass removal. The hydraulic capture zone is approximately 12.4 acres.

(2) The objective for the Hot Spot 6 Air Sparge IM is to remediate contaminated groundwater within the treatment zone (to reduce concentrations of the Hot Spot 6 COCs, cDCE and VC, to less than FDEP NADCs), prevent impacts to the drainage canal, and support transition to MNA. The Hot Spot 6 treatment area is approximately 14 acres.

Installation of the HCS was completed in December 2009 to provide hydraulic control and treatment of Hot Spot 2, and full-scale operation and maintenance (O&M) began in May 2010. In 2015, the HCS was expanded to provide hydraulic containment of Hot Spots 3 and 4. The expanded containment system included areas within the 300 μg/L TCE groundwater iso-concentration contours of Hot Spots 3 and 4. The current layout of the HCS is shown in Figure 7-1, and the HCS capture zones (shallow and deep) are shown on Figure 7-2. As shown on Figure 7-2, the HCS capture zones adequately control the DSZ and surrounding hot spot areas (Hot Spots 1-4) where TCE concentrations were found to be greater than 300 μg/L.

The following documents provide details about HCS implementation:

- LC34 Interim Measures Design for Hydraulic Containment of the DNAPL Source Zone and Deep TCE Groundwater Plume (NASA, 2008b) – Provides design details for the original HCS. The pre-IM design 300 μg/L TCE groundwater contour was used to establish the deep zone capture area for deep recovery wells, and the shallow zone capture area was defined by the DSZ.

- DSZ Interim Measure Work Plan (NASA, 2009c) – Presents activities required to install, operate, and monitor the HCS IM. The primary components of the original system included groundwater recovery via three shallow (screened interval of 15 to 40 ft bls) and six deep recovery wells (screened interval of 50 to 80 ft bls) for DSZ and deep TCE plume containment, primary treatment via air stripping with liquid-phase granular activated carbon (LPGAC) for polishing, air stripper off-gas treatment via catalytic oxidation, and treated groundwater discharge to an infiltration gallery and 12 deep injection wells (screened interval of 50 to 80 ft bls).

- LC34 Hydraulic Containment Interim Measure Completion Report (NASA, 2011d) – Presents activities associated with implementation of the Hot Spot 2 IM, including construction, commissioning, and startup.

- Hydraulic Containment Expansion Implementation Work Plan (NASA, 2014b) – Describes activities for expansion, which included seven new shallow recovery wells and one deep recovery well, 11 new monitoring wells, and installation of infrastructure and treatment equipment required to accommodate expansion of the hydraulic containment footprint.

- LC34 Hydraulic Containment IM Expansion Construction Completion Report (NASA, 2015) – Presents activities associated with implementation of the HCS expansion, which included installation of new recovery wells, installation of packers in selected recovery wells, installation of a new air stripper, refurbishment of the catalytic oxidizer, commissioning, and startup.

- LC34 DSZ Site Characterization Engineering Evaluation ADP (NASA, 2019c) – Provides information about a new recovery well, RW017C, installed in August 2019 to support pump testing conducted during DSZ re-characterization activities. RW017C is screened from 80 to 95 ft bls, which targets Layer 7 where high TCE concentrations were observed during DPT sampling. RW017C was incorporated into the HCS as a Pilot Study to determine mass removal over time.

Performance monitoring of the HCS is evaluated by two methods; (1) process system sampling, and (2) groundwater sampling within the DSZ. Process system sampling currently consists of aqueous sampling on a monthly or quarterly basis for system influent (combined and individual recovery wells), primary and secondary air stripper effluents, and LPGAC effluent (when online), and vapor sampling on an annual basis for air stripper exhaust and catalytic oxidation unit scrubber exhaust. Groundwater sampling in the DSZ is currently conducted at nine DPT locations (in lieu of performance wells), collected at 5-foot intervals from 8 to 83 ft bls within the TCE 30 mg/L contour (100 times the NADC). Performance well sampling was suspended in the beginning of 2017 (Year 8 of operation) based on significant differences identified between maximum TCE concentrations in recovery well influent and DSZ monitoring well samples. This discrepancy was evaluated based on a decision to use DPT sampling in the DSZ (Meeting Minute 1805-M2, Decision 1805-D4). DPT sampling results provided a better indication of current conditions of the aquifer in the DSZ, and has; therefore, continued on an annual frequency. Operation, maintenance, and monitoring (OM&M) activities for the HCS are presented to the KSCRT and submitted in OM&M Reports on an annual basis. HCS optimization, including recovery well pumping rates, is performed on a routine basis after evaluating system and groundwater performance data. As of March 31, 2020, a total of 222,643,055 gallons of groundwater containing 72,446 pounds of CVOCs have been removed by the system.

Installation of the Hot Spot 6 air sparge system was completed in two phases; (1) an initial 160 air sparge well system was installed to prevent further discharge into the drainage canal and to prevent the hot spot from expanding, and (2) the system was expanded with an additional 140 air sparge wells after six months of operation to contain and remediate the Hot Spot 6 area located downgradient of the HCS. The initial phase was installed between February 19, 2018 and July 7, 2018 in accordance with the Hot Spot 6 Area Implementation Work Plan (NASA, 2017b). The system operated through January 7, 2019 when it was shut down for the expansion, which was completed between November 9, 2018 through April 2, 2019 in accordance with the Hot Spot 6 Expansion Implementation Work Plan (NASA, 2018c). Detailed information about the Hot Spot 6 Air Sparge system design, startup, prove-out and O&M activities can be found in the 2018

OM&M Report and Hot Spot 6 Construction Completion Report (NASA, 2019a). The current layout of the Hot Spot 6 Air Sparge system is shown in Figure 7-3.

Performance monitoring of the Hot Spot 6 Air Sparge system currently includes quarterly monitoring of 28 monitoring wells and three surface water locations. OM&M activities and results from the Hot Spot 6 Air Sparge system are presented to the KSCRT and submitted in OM&M Reports on an annual basis. Performance monitoring results have showed decreasing trends of COCs in groundwater, and no significant impact to the drainage canal.

FIGURE 7-1 HYDRAULIC CONTAINMENT SYSTEM LAYOUT
LAUNCH COMPLEX 34, CAPE CANAVERAL AIR FORCE STATION, FLORIDA

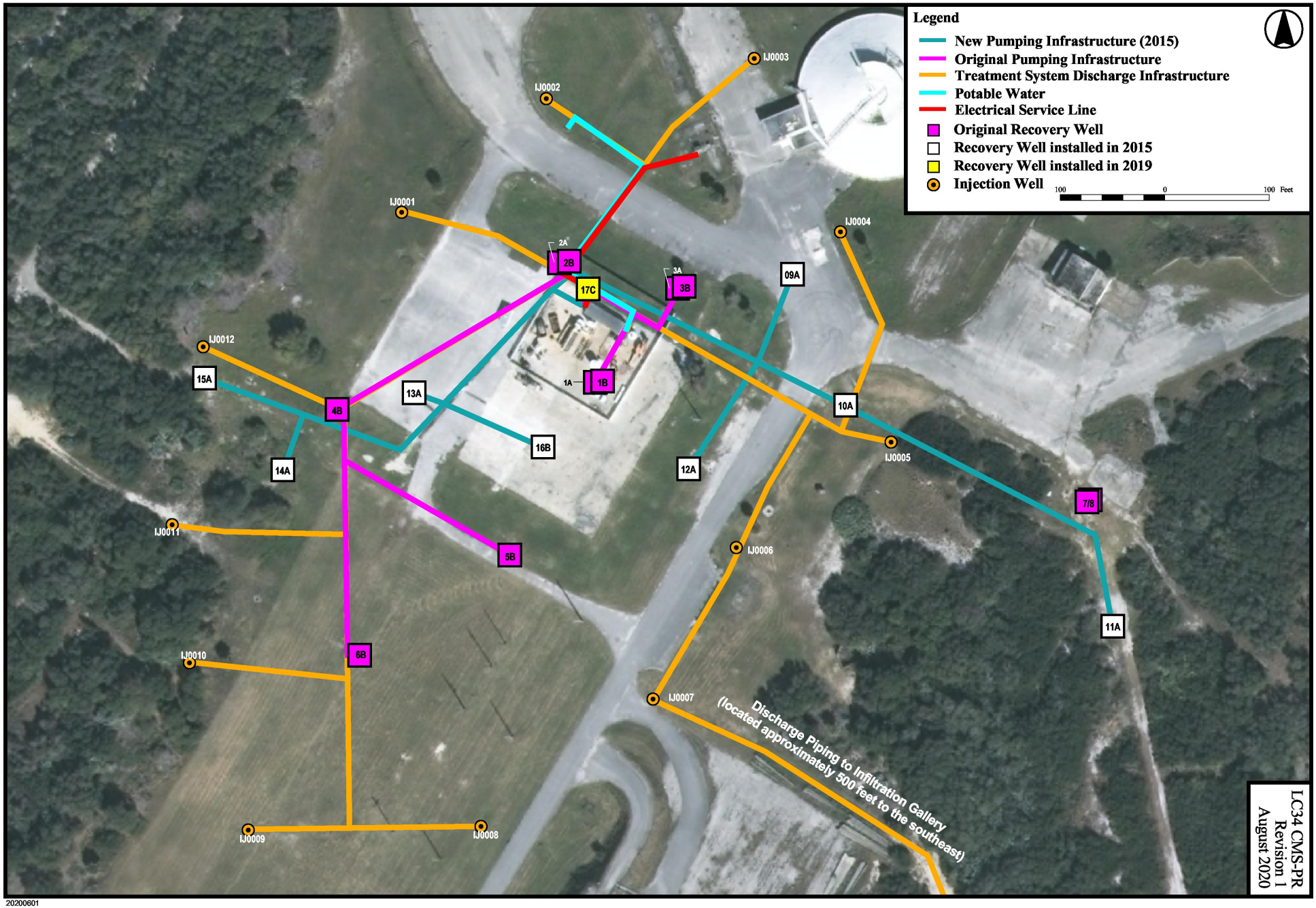

20200601

FIGURE 7-2 HYDRAULIC CONTAINMENT SYSTEM CAPTURE ZONES
SWMU CC054 - LAUNCH COMPLEX 34, CAPE CANAVERAL AIR FORCE STATION, FLORIDA

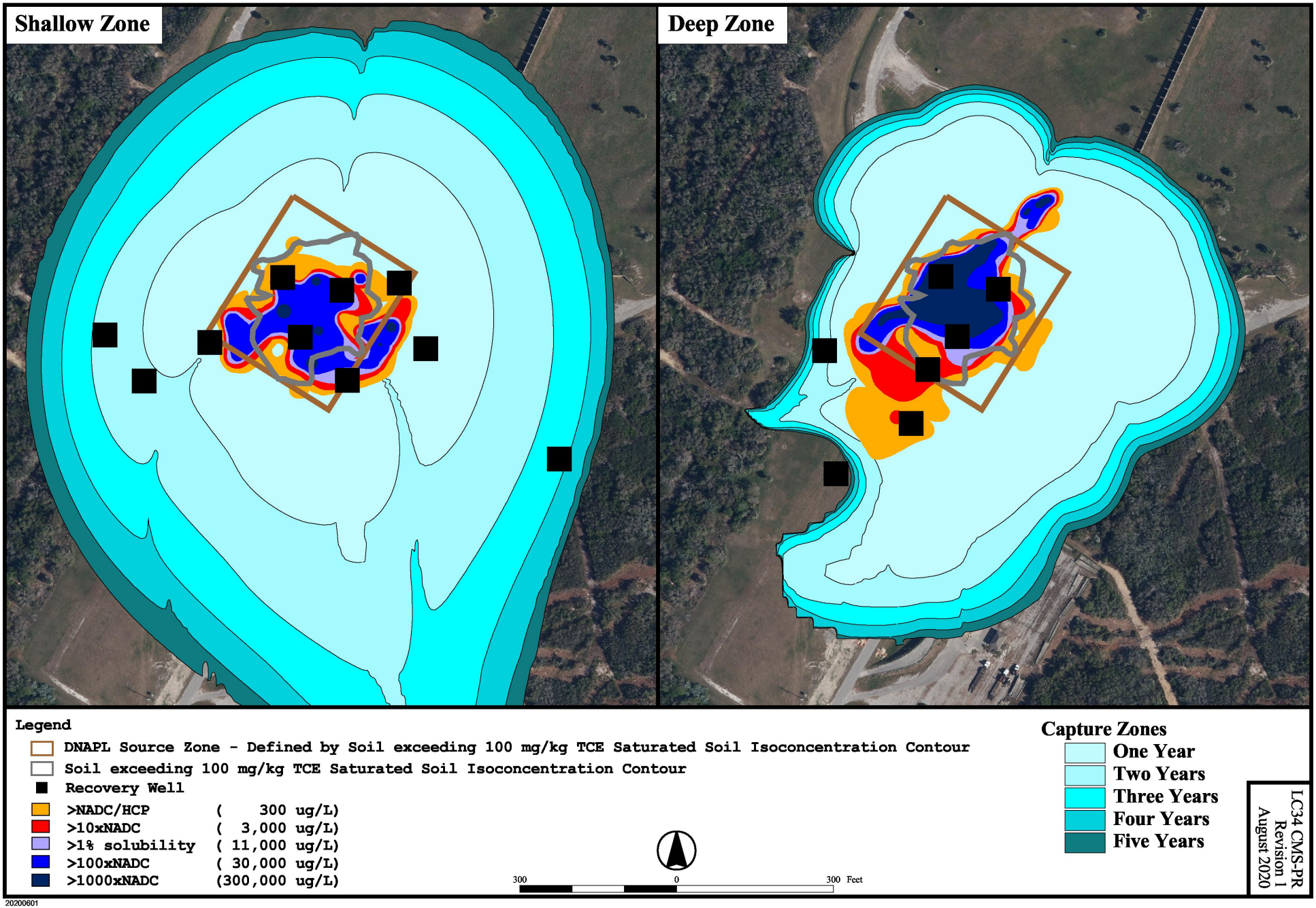

20200601

FIGURE 7-3 HOT SPOT 6 INTERIM MEASURES EXPANSION TRENCHING, AIR SPARGING AND MONITORING WELL LAYOUT
LAUNCH COMPLEX 34, CAPE CANAVERAL AIR FORCE STATION, FLORIDA

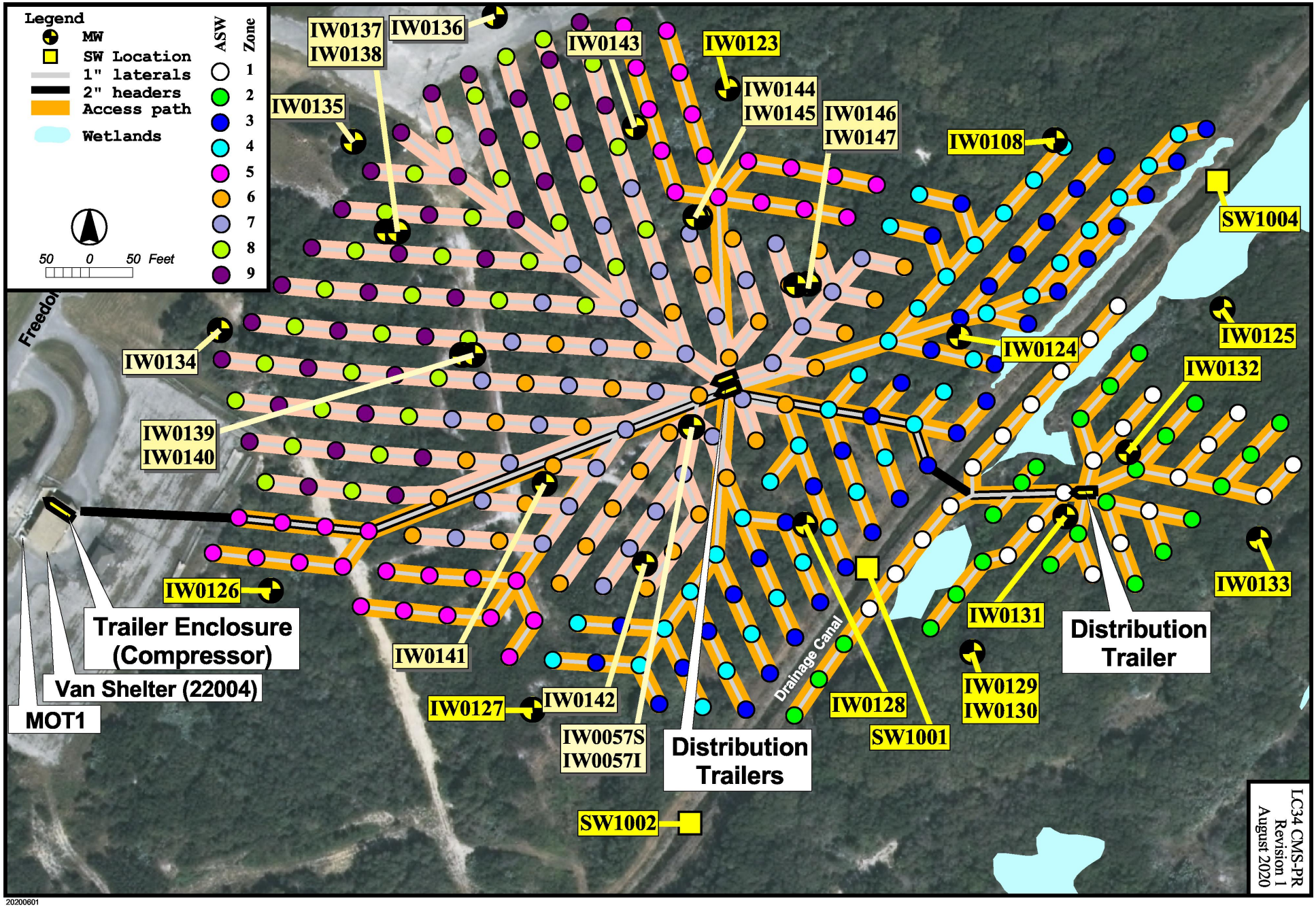

SECTION 8
RECOMMENDATIONS

Based on the information presented in this CMS Progress Report, the following is recommended:

- Continue operating the HCS in the DSZ and Air Sparge system in Hot Spot 6;
- Continue performance monitoring of the HCS and Air Sparge system based on approved recommendations presented to the KSCRT in February 2020, and documented in the 2019 Operations, Maintenance, and Monitoring Report for DNAPL Source Zone and Hot Spot 6 Air Sparging System (NASA, 2020c);
- Continue site-wide long-term monitoring of the CVOC groundwater plume, as well as a small area of PCB-impacted groundwater within the footprint of the CVOC plume, on a biennial basis;
- Continue to implement land use controls for CVOCs and PCBs in groundwater, and PCBs in soil and concrete;
- Consider installing additional recovery wells to expand the HCS into “Layer 7” to capture and treat TCE mass stored in this lithology unit;
- Conduct a Remedial Alternatives Evaluation to evaluate other technologies to remediate the DSZ, which may include the use of a more aggressive technology such as ERH;
- Conduct DPT assessment of Hot Spot 7; and
- Develop an Implementation Work Plan for air sparging at Hot Spot 5.

SECTION 9
REFERENCES

FDEP, 2008. Chapter 62-160, Florida Administrative Code, Quality Assurance, Standard Operating Procedures for Field Activities, DEP-SOP-001/01.

FDEP, 2017. Chapter 62-160, Florida Administrative Code, Quality Assurance, Standard Operating Procedures for Field Activities, DEP-SOP-001/01.

NASA, 1999. RCRA Facility Investigation Report, Launch Complex 34, SWMU No. CC054, Cape Canaveral Air Force Station, Florida, prepared by CRA Services, Titusville, Florida. June.

NASA, 2001. PCB-Impacted Soil Interim Measures Report for Launch Complex 34, SWMU No. 54, Cape Canaveral Air Force Station, Florida, prepared by HAS Engineers & Scientists, Titusville, Florida. October.

NASA, 2003. RCRA Facility Investigation Addendum Report, Launch Complex 34, SWMU No. CC054, Cape Canaveral Air Force Station, Florida, prepared by HSA Engineers & Scientists, Titusville, Florida. July.

NASA, 2007a. Launch Complex 34, SWMU No. CC054 Corrective Measures Study Report, Cape Canaveral Air Force Station, Florida, Revision 0, prepared by Geosyntec Consultants, LFR, Inc. and Tetra Tech NUS, Inc. February.

NASA, 2007b. KSC Generic Work Plan for the Investigation and Cleanup of PCB-Contaminated Sites Under the Toxic Substances Control Act, Revision 1, prepared by Geosyntec Consultants. February.

NASA, 2008a. Launch Complex 34, SWMU CC054 Dynamic Testing and Hot Spot One and Two Investigation Results (ADP), prepared by Geosyntec Consultants, Titusville, Florida. August.

NASA, 2008b. Launch Complex 34, SWMU CC054 Interim Measures Design for Hydraulic Containment of the DNAPL Source Zone and Deep TCE Groundwater Plume, Cape Canaveral AFS, Florida, Revision 0, prepared by Geosyntec Consultants, Titusville, Florida. December.

NASA, 2009a. Launch Complex 34, SWMU CC054, 2008 Annual Groundwater Monitoring Report, prepared by Tetra Tech, Inc., Pittsburgh, Pennsylvania. March.

NASA, 2009b. Launch Complex 34, SWMU CC054 Engineering Evaluation - Step 1 Hot Spot 1 (ADP), Cape Canaveral Air Force Station, Florida, prepared by Geosyntec Consultants, Titusville, Florida. April.

NASA, 2009c. DNAPL Source Zone Interim Measure Work Plan, Launch Complex 34, SWMU No. CC054, Cape Canaveral Air Force Station, Florida, prepared by Tetra Tech, Inc., Pittsburgh, Pennsylvania, July.

NASA, 2009d. Launch Complex 34, SWMU CC054 Engineering Evaluation - Step 1 Follow-Up Field Activities and Proposed Path Forward Hot Spot One (ADP), Cape Canaveral Air Force Station, Florida, prepared by Geosyntec Consultants, Titusville, Florida. October.

NASA, 2010a. Launch Complex 34, SWMU CC054 Hot Spot 1 Interim Measures Work Plan: Partitioning Electron Donor Demonstration (ADP), Cape Canaveral Air Force Station, Florida, prepared by Geosyntec Consultants, Titusville, Florida. May.

NASA, 2010b. Launch Complex 34, SWMU CC054 Hot Spot 1 Interim Measures Work Plan: Partitioning Electron Donor Demonstration, Cape Canaveral Air Force Station, Florida, Revision 0, prepared by Geosyntec Consultants, Titusville, Florida. August.

NASA. 2011a. Sampling and Analysis Plan for the RCRA Corrective Action Program at the John F. Kennedy Space Center, Florida, Revision 4, prepared by Geosyntec Consultants, Titusville, Florida. June.

NASA, 2011b. Launch Complex 34, SWMU CC054 Step 1 Engineering Evaluation: Hot Spots 3 and 4 (ADP), Cape Canaveral Air Force Station, Florida, prepared by Geosyntec Consultants, Titusville, Florida. December.

NASA, 2011c. Launch Complex 34, SWMU CC054 Step 1B Engineering Evaluation: Hot Spots 3 and 4 (ADP), Cape Canaveral Air Force Station, Florida, prepared by Geosyntec Consultants, Titusville, Florida. December.

NASA, 2011d. Hydraulic Containment Interim Measure Completion Report, Revision 0, Launch Complex 34, SWMU No. CC054, Cape Canaveral Air Force Station, Florida, prepared by Tetra Tech, Inc., Pittsburgh, Pennsylvania. April.

NASA, 2012a. Launch Complex 34, SWMU CC054 Hot Spot 1 Interim Measures Status Report: Partitioning Electron Donor Demonstration (ADP), Cape Canaveral Air Force Station, Florida, prepared by Geosyntec Consultants, Titusville, Florida. February.

NASA, 2012b. Launch Complex 34, SWMU CC054 Hot Spot 1 Step 4C Engineering Evaluation for the Partitioning Electron Donor Demonstration (ADP), Cape Canaveral Air Force Station, Florida, prepared by Geosyntec Consultants, Titusville, Florida. December.

NASA, 2013a. Launch Complex 34, SWMU CC054, Hot Spot 1 Basket Item – Second PED Injection Discussion and March 2013 Sampling Results (ADP), Cape Canaveral Air Force Station, Florida, prepared by Geosyntec Consultants, Titusville, Florida. May.

NASA, 2013b. Launch Complex 34, SWMU CC054, 2012 Annual Groundwater Monitoring and Interim Measure Performance Report, Cape Canaveral Air Force Station, Florida, prepared by Tetra Tech, Inc., Pittsburgh, Pennsylvania. June.

NASA, 2013c. Launch Complex 34, SWMU CC054, Hot Spot 1 Interim Measures Implementation Report: Partitioning Electron Donor Demonstration, Cape Canaveral Air Force Station, Florida, prepared by Geosyntec Consultants, Titusville, Florida. September.

NASA, 2013d. Launch Complex 34, SWMU CC054, Step 4C Engineering Evaluation Pumping Optimization and Hot Spots 3/4 Expansion (ADP) Cape Canaveral Air Force Station, Florida, prepared by Tetra Tech, Inc., Pittsburgh, Pennsylvania. March.

NASA, 2014a, Launch Complex 34, SWMU CC054, Corrective Measures Study Progress Report, Revision 0, Cape Canaveral Air Force Station, Florida, prepared by Geosyntec Consultants, Titusville, Florida. May.

NASA, 2014b. Launch Complex 34, SWMU CC054, Hydraulic Containment Expansion Implementation Work Plan, Revision 0, Cape Canaveral Air Force Station, Florida, prepared by Tetra Tech, Inc., Pittsburgh, Pennsylvania. September.

NASA, 2015. Launch Complex 34, SWMU CC054, Hydraulic Containment IM Expansion Construction Completion Report, Revision 0, Cape Canaveral Air Force Station, Florida, prepared by Tetra Tech, Inc., Pittsburgh, Pennsylvania. September.

NASA, 2016. Launch Complex 34, SWMU CC054, Hot Spot 6 Area of Investigation Site Characterization (ADP), Cape Canaveral Air Force Station, Florida, prepared by Tetra Tech, Inc., Pittsburgh, Pennsylvania. December.

NASA. 2017a. Sampling and Analysis Plan for the RCRA Corrective Action Program at the John F. Kennedy Space Center, Florida, Revision 5, prepared by Geosyntec Consultants, Titusville, Florida. August.

NASA, 2017b. Launch Complex 34, SWMU CC054, Hot Spot 6 Area Implementation Work Plan, Revision 0, prepared by Tetra Tech, Inc., Pittsburgh, Pennsylvania. November.

NASA, 2018a. Launch Complex 34, SWMU CC054, Soil Interim Measure Work Plan, Revision 0, prepared by Tetra Tech, Inc., Pittsburgh, Pennsylvania. March.

NASA, 2018b. Launch Complex 34, SWMU CC054, Soil Re-Assessment Report (includes Soil IM Work Plan as Appendix E), Revision 0, prepared by Tetra Tech, Inc., Pittsburgh, Pennsylvania. April.

NASA, 2018c. Launch Complex 34, SWMU CC054, Hot Spot 6 Area Expansion Implementation Work Plan, Revision 0, prepared by Tetra Tech, Inc., Pittsburgh, Pennsylvania. October.

NASA, 2018d. Launch Complex 34, SWMU CC054, Soil Interim Measures (ADP), prepared by Tetra Tech, Inc., Pittsburgh, Pennsylvania. October.

NASA, 2018e. Launch Complex 34, SWMU CC054, Soil Re-Assessment Results (ADP), prepared by Tetra Tech, Inc., Pittsburgh, Pennsylvania. March.

NASA, 2019a. Launch Complex 34, SWMU CC054, 2018 Operations, Maintenance, and Monitoring Report and Hot Spot 6 Construction Completion Report, Revision 0, prepared by Tetra Tech, Pittsburgh, Pennsylvania. June.

NASA, 2019b. Launch Complex 34, SWMU CC054, Hot Spot 5 Site Characterization (ADP), Cape Canaveral Air Force Station, Florida, prepared by Tetra Tech, Inc., Pittsburgh, Pennsylvania. June.

NASA, 2019c. Launch Complex 34, SWMU CC054, DSZ Site Characterization Engineering Evaluation (ADP), Cape Canaveral Air Force Station, Florida, prepared by Tetra Tech, Inc., Pittsburgh, Pennsylvania. October.

NASA, 2019d. Launch Complex 34, SWMU CC054, Soil Interim Measure Report, Cape Canaveral Air Force Station, Florida, Revision 0, prepared by Tetra Tech, Inc., Pittsburgh, Pennsylvania. January.

NASA, 2019e. Launch Complex 34, SWMU CC054, TSCA Area Interim Measure Work Plan (ADP), Cape Canaveral Air Force Station, Florida, prepared by Tetra Tech, Inc., Pittsburgh, Pennsylvania. June.

NASA, 2019f. Launch Complex 34, SWMU CC054, Interim Measure Work Plan for the Electrical Substation T-2 at Launch Complex 34, Cape Canaveral Air Force Station, Florida, prepared by Tetra Tech, Inc., Pittsburgh, Pennsylvania. June.

NASA, 2020a. Launch Complex 34, SWMU CC054, Soil Interim Measure Report, Electrical Substation T-2 Area, Cape Canaveral Air Force Station, Florida, prepared by Tetra Tech, Inc., Pittsburgh, Pennsylvania. January.

NASA, 2020b. Launch Complex 34, SWMU CC054, T-2 Area Soil Interim Measure (ADP), Cape Canaveral Air Force Station, Florida, prepared by Tetra Tech, Inc., Pittsburgh, Pennsylvania. February.

NASA, 2020c. Launch Complex 34, SWMU CC054, 2019 Operations, Maintenance, and Monitoring Report for DNAPL Source Zone and Hot Spot 6 Air Sparging System, Cape Canaveral Air Force Station, Florida, Revision 0, prepared by Tetra Tech, Inc., Pittsburgh, Pennsylvania, April.

NASA, 2020d. Launch Complex 34, SWMU CC054, Interim Land Use Control Implementation Plan, Revision 3, prepared by Tetra Tech, Pittsburgh, Pennsylvania. June.

APPENDIX A

OVERVIEW OF CHANGES

AND

FDEP CORRESPONDENCE LETTER (CMS PROGRESS REPORT - REVISION 0)

OVERVIEW OF CHANGES

Overview of changes between Revisions 0 and 1:

- Re-structured overall format and sections to align with guidance included in KSC's Decision Process Document for the RCRA Corrective Action Program, Revision 2, February 2019
- Added the following sections:
  - Executive Summary
  - 1.1, Introduction
  - 3.1, Site Contaminants and Controls
  - 4.2 (and subsequent subsections), Overview of Supplemental Assessment Activities (2012-2019)
  - 4.3.7, Hot Spot 7
  - 4.3.9, DNAPL Source Zone
  - 4.3.10, Plume Conditions South of Phillips Parkway
  - 5.5, Hot Spot 5 Engineering Evaluations
  - 5.6, Hot Spot 6 Engineering Evaluations
  - 5.7, Hot Spot 7 Engineering Evaluations
  - 5.8, DNAPL Source Zone Engineering Evaluations
  - 5.9, Soil Interim Measures Advanced Data Packages
  - 6.0, Long-Term Groundwater Monitoring Program
  - 7.0, System Implementation and Performance Monitoring
- Revised / Updated the following sections:
  - 3.0, Site Characterization
  - 3.2, Lithology
  - 3.3, Hydrogeology
  - 4.3 (and subsequent subsections), Summary of Groundwater Impacts
  - 5.1, Hot Spot 1 Engineering Evaluations
  - 5.2, Hot Spot 2 Engineering Evaluations
  - 5.3, Hot Spot 3 Engineering Evaluations
  - 5.4, Hot Spot 4 Engineering Evaluations

OVERVIEW OF CHANGES (CONTINUED)

  - 8.0, Recommendations
  - 9.0, References
- Moved Table 3-1, and Figures 3-1 and 3-2 to Appendix H
- Added FDEP Correspondence Letter for Revision 0 of CMS Progress Report to Appendix A
- Added recent LC34 KSCRT meeting minutes to Appendix B
- Added the following files to Appendix C, Advanced Data Packages:
  - C.6, Step 4C Engineering Evaluation Pumping Optimization and Hot Spot 3/4 Expansion ADP
  - C.7, Hot Spot 5 Site Characterization ADP
  - C.8, Hot Spot 6 Area of Investigation Site Characterization ADP
  - C.9, DSZ Site Characterization Engineering Evaluation ADP
  - C.10, Soil Interim Measures ADP
  - C.11, T-2 Area Soil Interim Measures ADP
- Added Interim LUCIP as Appendix D
- Added relevant Field Forms and Laboratory Analytical Data packages to Appendix E and F, respectively
- Added Appendix J, DPT Results – Hot Spots 5 / 6 and DNAPL Source Zone

FLORIDA DEPARTMENT OF ENVIRONMENTAL PROTECTION

BOB MARTINEZ CENTER
2600 BLAIRSTONE ROAD
TALLAHASSEE, FLORIDA 32399-2400

RICK SCOTT
GOVERNOR

CARLOS LOPEZ-CANTERA
LT. GOVERNOR

HERSCHEL T. VINYARD JR.
SECRETARY

OFFICIAL CORRESPONDENCE – This electronic message is sent in lieu of regular mail

FROM: John Armstrong

TO: Mrs. Rosaly J. Santos-Ebaugh

DATE: July 8, 2014

RE: Corrective Measures Study Progress Report (Revision 0)
SWMU CC054 (Launch Complex 34 (LC34))
Kennedy Space Center, Florida

Dear Mrs. Santos-Ebaugh;

I have reviewed the referenced document dated May 2014 (received June 17, 2014) and have the following comments.

The report is acceptable for its intended purpose.

If I can be of any further assistance in this matter, please contact me at (850) 245-8981.

cc: NASA Team via e-mail

APPENDIX B

KSCRT MEETING MINUTES AND DECISIONS

(PROVIDED IN ELECTRONIC VERSION ONLY)

Meeting Minutes Report

Rev 1 Meeting Minutes for August 28, 2008

Meeting Date From: 8/28/2008 To: 8/28/2008

Meeting ID: 0808

Location Description: Kennedy Space Center-FL

Meeting Type: Full Partnering Team Meeting

Meeting Topic:	**Launch Complex 34 (SWMU CC054)**		
Minute: 0808-M5	**Site:**	**Goal:**	**Discussion:**
Presenter: Langenbach, Jim	LC-34 (SWMU CC054)	Dynamic testing and Hot Spot One and Two Investigation Results	Installed six stainless steel recovery wells (3 shallow and 3 deep) for the containment of the DNAPL source zone (DSZ). Dynamic testing indicated the three shallow recovery wells will contain the DSZ. Delineated isolated TCE source area in Hot Spot One (east of ESB) from 41 to 45 ft BLS. During Hot Spot Two investigation discovered TCE present in 16 to 20 ft BLS interval. Further delineation is required for the 16 to 20 ft BLS, 23 to 27 ft BLS and 60 to 80 ft BLS intervals. Team consensus reached to include TCE concentrations greater than 300 µg/L in layer 6 (60 to 80 ft BLS) in the groundwater interim measures work plan and to also prepare an interim measures work plan for Hot Spot One.
Decision:4	0808-D04 Launch Complex 34 (SWMU CC054) - Team consensus reached to include TCE concentrations greater than 300 µg/L in layer 6 (60 to 80 ft BLS) in the groundwater interim measures work plan and to move forward with an interim measures work plan for Hot Spot One.		

Meeting Topic:	**Area 1 Rechlorination Buildings L6-0043/M7-0433 (PRL 171)**		
Minute: 0808-M6	**Site:**	**Goal:**	**Discussion:**
Presenter: Tzareff, Sue	AREA 1 RECHLORINATION BUILDINGS, L6-0043 AND M7-0433 (PRL 171)	Confirmation Sampling Results	Soil sampling performed and samples were analyzed for PCBs and TPH; no exceedances at LOC1, LOC2, LOC4 and LOC5. TPH exceedance (470 mg/kg) at LOC3; location was resampled and analysis indicated no exceedance (130 mg/kg) and SPLP (< 90 µg/L) indicated no exceedance of leachability. Team consensus reached on NFA for site.
Decision:5	0808-D05 Area 1 Rechlorination Buildings L6-0043/M7-0433 (PRL 171) - Team consensus reached on NFA for site.		

Meeting Topic:	**Fire Department Staging Building #1 L6-1388 (PRL 160)**		
Minute: 0808-M7	**Site:**	**Goal:**	**Discussion:**
Presenter: Tzareff, Sue	FIRE DEPARTMENT STAGING BUILDING 1, L6-1563 (PRL 160)	Confirmation Sampling Results	DPT groundwater sampling performed at LOC1 with analysis for VOCs with chlorobenzenes and TPH. No exceedances occurred. Team consensus reached on NFA for site.
Decision:6	0808-D06 Fire Department Staging Building #1 L6-1388 (PRL 160) - Team consensus reached on NFA for site.		

Meeting Minutes Report

Attendees:

(LFR) Joe Applegate, (NASA) Jennifer Yates, (Geosyntec) Jim Langenbach, (Geosyntec) Andrew Montgomery, (FDEP) John Armstrong, (Geosyntec) Rebecca C. Daprato, (NASA) Mike Deliz, (NASA) Bob Kline, (Geosyntec) Tom Peel, (LFR) Eric Sager, (NASA) Rosaly Santos-Ebaugh, (LFR) Susan Sitkoff, (Tetra Tech) Mark Speranza, (NASA) Harold Williams, (LFR) Kevin Warner, (Geosyntec) Emily Guyer, (IHA) Sue Tzareff, (IHA) Michelle Ouellette, (IHA) Alicia Denegar

Rev 2. Meeting Minutes for April 2 and 3, 2009

Meeting Date From: 4/2/2009 To: 4/3/2009

Meeting ID: 0904

Location Description: Kennedy Space Center-FL

Meeting Type: Full Partnering Team Meeting

Meeting Topic:	**Meeting Minutes, Action Items, CAMP, Deliverables**		
Minute: 0904-M1	**Site:**	**Goal:**	**Discussion:**
Presenter: TEAM, TEAM	CENTERWIDE		Discussion of Meeting Minutes, Action Items, CAMP, Deliverables
Decision:1	Team consensus reached on Rev 2 February 2009 team meeting minutes.		

Meeting Topic:	**Area 2 Repeater Buildings (PRL 174)**		
Minute: 0904-M2	**Site:**	**Goal:**	**Discussion:**
Presenter: Tzareff, Sue	AREA 2 REPEATER BUILDINGS, K6-1193 (PRL 174)	Present SAR findings and obtain team consensus on proposed Confirmatory Sampling	VAB repeater Area: Team consensus reached on the proposed sampling approaches as presented in the ADP for LOC 1 (samples will be evenly spaced on the east and west sides of the pad), LOC2, LOC4, LOC5, LOC6, LOC7, LOC8, LOC10, and LOC11. Team consensus reached on proposed sampling approach as presented in the ADP for LOC 3 with the addition of collecting soil samples beneath the gravel in the two active dry wells and a soil sample at the soil/water interface from the two inactive dry wells on the west side. Team consensus reached on proposed sampling as presented in the ADP for LOC9 with the addition of collecting 0.5 to 2 ft samples at the three sample locations on the eastern side and add a DPT sampling location in the area of the historic spill (analyze for VOCS, SVOCs, and TPH (TRPH) in the shallow samples and VOCs only in the 25, 35 and 45 ft BLS samples). . Action item: get details on high pressure gas lines maintenance and operations (including when they were installed). Team consensus reached on proposed sampling as presented in the ADP for LOC12 (Active transformer USS 892 west of repeater building #2). Team consensus reached on proposed sampling as presented in the ADP for LOC13 (former transformed SS893 at K7-0089 Repeater Building #3). There were no LOCs found at Repeater Building #1 and the cable terminal building.
Decision:2	Area 2 Repeater Buildings (PRL 174)- VAB repeater Area: Team consensus reached on the proposed sampling approaches as presented in the ADP for LOC 1 (samples will be evenly spaced on the east and west sides of the pad), LOC2, LOC4, LOC5, LOC6, LOC7, LOC8, LOC10, and LOC11.		

Minute: 0904-M4	Site:	Goal:	Discussion:
Presenter: Langenbach, Jim	LC-34 (SWMU CC054)	Engineering Review Process Step 1 for Hot Spot 1	Hot spot 1 is separate from the mass under ESB. Hot spot 1 is delineated for TCE to the 300 µg/L. There is difficulty in separating plumes on map due to the comingling of plumes in regards to the TCE 3 µg/L, cDCE and VC. Lithologically hot spot 1 is lower layer 3, all layer 4, and top of layer 5. MIP0008 shows the lingering contamination from Hot Spot 2 and is not associated with Hot Spot 1. There is mass that has made it below 45 feet through the clay layer. . The delineation efforts presented in this data package are for source material (TCE) and not delineated for cDCE and VC due to comingling of the plumes. Concern was expressed in regards to 65 to 75ft or deeper zones. MIP003 indicated no response from 65 to 80 feet. MIP0003 is the deepest penetration. Why is there noe more mass through layer 6? From a conceptual model point we ran out of mass. Based on the ECD response from the MIP there should be no significant mass from 65 to 80 ft BLS. There are three wells (IW-67D1, IW-70D1, and IW-71D1) with clean data from 65-75 feet. Team member felt that it would be prudent to install a true D1 well in the area of MIP0003. For any interim action that is conducted in hot spot 1 will want a well in there anyway. There was a suggestion to go to Layer 7 for a well? Is it worth it to go after hot spot 1 with shallow contamination mingling from hot spot 2? Treatment of hot spot1 could be considered a pilot test for potential applicability of a treatment for the lower permeability unit for the larger plume (ESB Area). If this is a new arrival is it going to fully penetrates layer 5? Is it going to spread laterally through layer 6? If we ignore are we going to make things worse? Contamination in Layer 6 for hot spot 2 is extremely well defined at this point. There are four true layer 5 wells on the site. Does modeler want piezometers in layer 5? Pump test was done farther north, clean area so the values may be a little different. Rotosonic cores were done in the pump test area. There is definitely mass in layer 5. Team discussed putting in a deeper well potentially in layer 6 or layer 7. Does the 43 ppb (DPT103 from 61 to 65 ft BLS) prove there is no contamination deeper? Team consensus reached to install a well 70 to 80ft in the area at well cluster IW02. Question was raised, “If I was going after this how would I get it out?” This area is a responsible size and does not have any other complicating factors (i.e. structures, utilities, etc). Team feels that the treatment chosen for this hot spot maybe valuable to other sites on the center. Can we get mass out of low permeability unit? The treatment of hot spot 1 will be implemented as an IM and the success of the technologies will be defined by whether or not they can effectively treat the silty layer. Team considered moving towards potential

Presenter: Langenbach, Jim	LC-34 (SWMU CC054)	Engineering Review Process Step 1 for Hot Spot 1	technology evaluation and costing to determine whether or not it was worth treating hot spot 1. What can we do to learn more about layer 5? For hot spot 1, a lot of samples have been collected from layer 5. Do we know geotechnical properties, hydraulic conductivity, vertical permeability versus the horizontal permeability, etc? Team consensus reached to conduct slug test in the area of IW-02 cluster (may have already been done) and the PA wells north of ESB if it has not been conducted. A suggestion was made to look at seismic topography and the lithology together to give you another tool in terms of modeling to see what is happening. Eric Sager conducted this type of work in his thesis. Seismic topographic work has been done up and down the east coast of the United States. The resolution on shore is approximately 5 to 10 feet where as off shore the resolution is meter. Not sure if we can apply this type of analysis here need to weigh cost, etc. There was a feeling that this could be one part of the story. There has been a tremendous amount of oxidant demand testing, how portable is that data? Suggestion was made to tailor treatment towards higher end of values. Thermal is highly aggressive and a surprisingly expensive approach. Thermal and LDA would be the two most expensive and most aggressive treatment options. The target depth for treatment is 30 to 60 ft BLS at Hot spot 1. Excavation should be considered but not pursued since team would like to focus technologies that would be applicable at the ESB for treatment of this area. Team agrees that the technologies that are highly likely to work are the thermal, LDA, or excavation options. Chemical oxidation and bioremediation treatment scenarios will have to be very creative in regards to deployment. Some members feel that chemical oxidation is the least likely to work. Treatment via bioremediation would be a way to be innovative and try other approaches with the strong possibility of being able come up with a silver bullet (cost effective and scalable). Can we come up with a thermal process better that the vendors and do that as a demonstration here? This team has a much better understanding of this site; conductivity, lithology, etc. CMS had technologies above 55 feet that team should not forget as options. The clay layer is the big problem (layer 4). Layer 4 is a huge sponge and is the hold up to success for the big picture. What is the team's focus for this area? Clean hot spot 1 up or pilot technologies to treat hot spot 2? Summary – Determining a corrective action objection is actually the step 2 in the engineering review process. NASA wants to know if there any other technologies that should be evaluated besides those presented in the ADP. High pressure EZVI injection, costing has been requested. Previous evaluation of this at the site had no success (four different

Presenter: Langenbach, Jim	LC-34 (SWMU CC054)	Engineering Review Process Step 1 for Hot Spot 1	placement techniques). This technology is not a one shot deal, requires multiple placements. May want to consider doing something different for each layer? Engineering review process step – take technology evaluations cost out and rate regarding meeting the corrective action objective. Should step 1 have corrective action objective firmly established? Team consensus reached on Alternatives to look at for Step 2:Chemical oxidation - remove from evaluation process. Bioremediation – remain.Thermal – remain LDA – remain Excavation derivatives –add. Add piezometers within capture zone in layer five. Ask modeler if wells are needed.
Decision:9	Launch Complex 34 (SWMU CC054)- Team consensus reached to install a well 70 to 80ft in the area at well cluster IW02.		
Decision:10	Launch Complex 34 (SWMU CC054)- Team consensus reached to conduct slug test in the area of IW-02 cluster (may have already been done) and the PA wells north of ESB if it has not been conducted.		
Decision:11	Launch Complex 34 (SWMU CC054)- Team consensus reached on Alternatives to look at for Step 2: Bioremediation, thermal, LDA, and excavation derivatives.		
Decision:12	Launch Complex 34 (SWMU CC054)- Team consensus reached to add piezometers within capture zone in layer five.		

Meeting Topic:	**Merritt Island Launch Annex (SWMU 86)**		
Minute: 0904-M5	**Site:**	**Goal:**	**Discussion:**
Presenter: Sager, Eric	SPACEFLIGHT TRACKING AND DATA NETWORK STATION (SWMU 086)	Update on the installation and early operation of the Temporary Air Sparge Remedial system and obtain team consensus on the proposed recommendations for system improvements.	Seven in situ air sparge wells were installed using DPT due to large number of underground utilities. Soil samples were collected so well screens would be placed in the transmissive unit. Remediation system startup began on January 14, 2009. Prior to startup the average depth to water was 6.86 ft BLS with flow towards the southwest. After startup the average depth to water was 3.32 ft BLS with flow radially outward from MW0005, MW0011, and MW0012. Actual area of influence greater than estimated even when operating in situ air sparge wells at reduced flow (due to water mounding to surface). MW0009, that was installed to confirm DPTs results on the northern edge of the contaminated area, was initially clean, but contaminants of concern were above GCTLs after system startup. Thought is that these were sorbed in the soil and when the system was turned on the contamination was mobilized. The last monthly even, in March 2009 was below GCTLs in MW0009. For this reason, revisions were made to slide 32 prior to meeting to eliminate a recommendation for installation of a new sparge point near MW009; however, LFR may recommend installing an additional IAS well near MW0014 to extend the influence of the IAS system if concentrations of COCs do not decrease in MW0014.. Team consensus reached to continue running system.
Decision:13	Merritt Island Launch Annex (SWMU 86)- Team consensus reached to continue running in situ air sparge system.		

Meeting Minutes Report

October 2009 Remediation Team Meeting

Meeting Date From: 10/8/2009 To: 10/9/2009

Meeting ID: 0910

Location Description: Kennedy Space Center-FL

Meeting Type: Full Partnering Team Meeting

Meeting Topic:	**LC34 (CC054)**		
Minute: 0910-M11	**Site:**	**Goal:**	**Discussion:**
Presenter: Langenbach, Jim	LC-34 (SWMU CC054)	Present hot spot 1 re-evaluation and proposed ESTCP Pilot Test	Pneumatic slug testing was performed at four Layer 5 monitoring wells. Sonic drilling was performed in Hot Spot 1, in the immediate vicinity of MIP0003. A continuous core was collected and logged to 80 ft bls. Six discrete saturated zone soil samples were collected to assess TCE mass in layers 3/4/5, these results are consistent with MIP logs and DPT data. The monitoring well IW0076 installed (70-80 ft bls), sampled for VOCs, and all VOC results were non detect. Result suggests Layer 5 is more permeable than originally conceptualized. Monitoring well sample results in combination with previous MIP/DPT data suggest deep mass is not present at Hot Spot 1. Geosyntec received an Environmental Security Technology Certification Program (ESTCP) grant to implement a pilot study to evaluate bioremediation with a portioned electron donor (PED). The pilot location was originally proposed on a site in California, but fell through so a new location was being sought. LC34 Hot Spot 1 was identified as an ideal candidate site. PED pilot structure similar to IM evaluation for bioremediation in costing summary. Collected data will be evaluated and reported separate to ESTCP reporting. A pilot study work plan will be submitted to FDEP. Pilot study is anticipated to run for 9 to 12 months. Team consensus reached to move forward with ESTCP pilot study in hot spot 1 and preparing an IM work plan.
Decision:34	Team consensus reached to move forward with ESTCP pilot study in hot spot 1 and preparing an IM work plan.		

Meeting Topic:	**LC34 (CC054)**		
Minute: 0910-M12	**Site:**	**Goal:**	**Discussion:**
Presenter: Ruffing, Steve	LC-34 (SWMU CC054)	Present LTM update	A status update summary was distributed at the team meeting. Building and equipment has been moving along pretty well. Estimated delivery of the building is October 19th. Modifications have been made to the design. A thermal oxidizer is being used in place of the carbon as originally proposed. A DNAPL separator has also been added. All MWs, PZs, deep injection wells, and recovery wells have been installed. Pump installation is complete. Building siting is currently under review by CCAFS.

Meeting Minutes Report

December 2011 Team Meeting

Meeting Date From: 12/7/2011 To: 12/8/2011

Meeting ID: 1112

Location Description: Kennedy Space Center-FL

Meeting Type: Full Partnering Team Meeting

Meeting Topic:	**Agenda Items Meeting February 7th and 8th**		
Minute: 1112-M12	**Site:**	**Goal:**	**Discussion:**
Presenter: TEAM, TEAM	CENTERWIDE		DASR Tower (PRL 197) SAR/CS WP 30 Mins – Sue T Area 1 Camera Pads (PRL 206) SAR/CSWP 30 mins – Sue T Industrial Area LTM – 30 mins _ Susan Sitkoff VAB Area LTM – 30 mins – Jill Johnson GSA Rec Yard Step 3 – Scott Starr – 45 mins CRCA – Matt Shelton – 30 mins HBF Step 1 60 mins- Debbie Wilson FS 6 LUCIP – 15 mins – Rebecca Daprato LC39B Annual Report – 30 mins – Rebecca Daprato ESTCP data presentation – 45mins – Rebecca Daprato PSBA HCP Step 1 – 45 mins – Mark Jonnet CCF Hot Spot 1 Step 2 EE – 60 mins – Mark Jonnet/Chris Hook Fidelity of Step 2s – NASA 30 mins LC34 LTM – 60 mins – Chris Hook

Meeting Topic:	**LC34 (SWMU CC054)**		
Minute: 1112-M13	**Site:**	**Goal:**	**Discussion:**
Presenter: Daprato, Rebecca C.	LC-34 (SWMU CC054)	Present Step 1A for Hot Spots 3 and 4	Action item was given to send Regina (CCAFS) a copy of the updated presentation. This presentation focused on hot spot 3 (the interval of TCE impacted groundwater outside the DSZ surrounding the ESB in the 16 to 30 ft BLS interval) and hot spot 4 (the area around monitoring well IW0052S, based on historical fluctuating concentrations of TCE). This step 1 focused on delineation of parent material (TCE), since hot spots are located within larger HCP and LCP of site (cDCE and VC). If a sample result had an elevated detection limit, it was assumed that the result is one half the detection limit for contouring and evaluation purposes. The 11 to 15 ft interval was evaluated to provide additional data for hot spot 3. Deluge basin area results were presented for informational purposes only. Team consensus reached on delineation of TCE 300 µg/L within Hot Spot 4. Team consensus reached on delineation of TCE 300 µg/L in 11 to 15 and 16 to 20 feet BLS interval. Team consensus reached on delineation of TCE is Hot Spot 3. Hard to differentiate what is flux and what is an old source area.
Decision:17	Team consensus reached on delineation of TCE 300 µg/L within Hot Spot 4.		

Meeting Minutes Report

December 2011 Team Meeting

Meeting Date From: 12/7/2011 To: 12/8/2011

Meeting ID: 1112

Location Description: Kennedy Space Center-FL

Meeting Type: Full Partnering Team Meeting

Decision:18	Team consensus reached on delineation of TCE 300 µg/L in 11 to 15 and 16 to 20 feet BLS interval.
Decision:19	Team consensus reached on delineation of TCE is Hot Spot 3.

Meeting Topic:	**LC34 (SWMU CC054)**		
Minute: 1112-M14	**Site:**	**Goal:**	**Discussion:**
Presenter: Daprato, Rebecca C.	LC-34 (SWMU CC054)	Present Step 1B for Hot Spots 3 and 4	Action item was given to send Regina (CCAFS) a copy of the updated presentation. There are little spots in other areas, but the DNAPL is definitely with in the DSZ. Critical element of the assessment is that the hydraulic containment system has been running and the results collected prior to startup may have changed. Want to evaluate MNA, GW extraction, bioremediation and air sparging. Is this really a Step 4? We are capturing a lot of mass now and should we be costing other technologies now or should we be looking at expanding the hydraulic capture system to data contain these other areas. We are about $125 per pound mass removed at this time at LC34. Team consensus reached to focus on evaluating expanding the hydraulic containment system as a Step 4 optimization, there will be no step 2 or 3 for hot spots 3 and 4. NASA intends to keep looking for other sources. Team consensus reached to install monitoring wells in Hot Spot 4 to evaluate TCE concentrations above NADC in 6 to 10 and 11 to 15 feet BLS interval. If the results are above NADCs, bring results back to team and discuss performing a Step 2 EE on those areas or incorporate into above evaluation.
Decision:20	Team consensus reached to focus on evaluating expanding the hydraulic containment system as a Step 4 optimization, there will be no step 2 or 3 for hot spots 3 and 4.		
Decision:21	Team consensus reached to install monitoring wells in Hot Spot 4 to evaluate TCE concentrations above NADC in 6 to 10 and 11 to 15 feet BLS interval.		

Meeting Topic:	**Area 3 North Pump Stations (PRL 203)**		
Minute: 1112-M15	**Site:**	**Goal:**	**Discussion:**
Presenter: Tzareff, Sue	AREA 3 NORTH PUMP STATION (PRL 203)	Present SWMU Assessment and obtain team consensus on CS WP	There was discussion at a previous meeting that single pole mounted transformers would no longer be sampled. LOC1 has three transformers mounted to one pole. PAFB screened out any less than 20 KVA. Out of the electrical equipment that were sampled only 20 locations had exceedances. Four sampling locations seem to be overkill for these transformers. NASA will look at what came out of the PAFB study to determine the best method for evaluating other locations with more than one pole mounted

Full Meeting Record

Print Report | Export to Excel | Create PDF

Meeting Code	Entry Date	Start Date	End Date	Type	Location
1204	6/25/2012	4/4/2012	4/4/2012	Full Partnering Team Meeting	Kennedy Space Center-FL

Description

April 2012 Team Meeting

Attendees

FDEP: John Armstrong
Geosyntec: Rebecca C. Daprato; Melissa Hensley; Jim Langenbach; Emily Lawson; Tom Peel
IHA: Michele Cielukowski; Sue Tzareff
LFR: Joe Applegate
NASA: Anne Chrest; Mike Deliz; Bob Kline; Harry Plaza; Rosaly Santos-Ebaugh
Portage Environmental: Lauren Lorenz
Tetra Tech: Chris Hook; Mark Jonnet; Mark Speranza; Deborah Wilson

Minute Id	Presenter	PRL SWMU
M1	TEAM, TEAM	KSC PROGRAM DOCUMENTS

Topic

Action items, deliverable, and meeting minutes

Discussion

Team consensus reached that rev2 meeting minutes for February 2012 are final.

Goal

Decision Id	Decision
D1	Team consensus reached that rev2 meeting minutes for February 2012 are final.

Minute Id	Presenter	PRL SWMU
M2	Daprato, Rebecca C.	LAUNCH COMPLEX 39B (SWMU 009)

Topic

LC39B (SWMU 009)

Discussion

Team consensus reached to present a Step 4 EE which will include buffering study previously proposed and evaluate approaches to transition to passive remediation. Team consensus reached to continue performance monitoring on an annual basis with an annual report. Team consensus reached to continue annual MNA sampling of four wells.

Goal

Present results of performance monitoring, MNA, and O&M activities.

Decision Id	Decision
D2	LC39B (SWMU 009) - Team consensus reached to present a Step 4 EE which will include buffering study previously proposed and evaluate approaches to transition to passive remediation.
D3	LC39B (SWMU 009) -Team consensus reached to continue performance monitoring on an annual basis with an annual report.
D4	LC39B (SWMU 009) -Team consensus reached to continue annual MNA sampling of four wells.

Minute Id	Presenter	PRL SWMU
M3	Tzareff, Sue	SHUTTLE LANDING FACILITY LANDING AIDS CONTROL BUILDING (PRL 187)

Topic

Landing Aids Control Building (PRL 187)

Discussion

Team consensus reached for NFA for soil at LOC 1, LOC 2, and LOC 3. Team consensus reached for NFA for groundwater at LOC 4 for DPTs 1, 2, 3, 5, 6 and 7. Team consensus reached to install a shallow monitoring well at DPT4 for Benzo(b)fluoranthene, Indeno(1,2,3-cd)pyrene, and Dibenzo(a,h)anthracene analyses.

Goal

Present confirmatory sampling results and obtain team consensus on path forward.

D20	presented at the April 2012 team meeting.

Minute Id	Presenter	PRL SWMU
M12	Willson, Deborah	COMPONENTS REFURBISHMENT AND CHEMICAL ANALYSIS (SWMU 041)

Topic

Components Refurbishment and Chemical Analysis Facility (SWMU 041)

Discussion

Team consensus reached on the LUCIP with the following changes: revise the third sentence in the Why Land Use Controls Are Needed section as follows: Polychlorinated biphenyls (PCBs) were identified in shallow soils at concentrations exceeding the Florida Department of Environmental Protection (FDEP) residential Soil Cleanup Target Levels (SCTLs) but less than industrial SCTLs at LOC 1., specify VOC parameters in the Why Land Use Controls Are Needed section, remove and solvent spills text from page 2, column 1, add and soil to the third sentence in Site Contamination and Control section as well as add information to this section about soils being capped by asphalt, and remove the following sentence from the Implementation section, Upon approval of this Interim LUCIP, it will be incorporated into the permit by reference.

Goal

Onboard review of Interim LUCIP

Decision Id	Decision
D21	Components Refurbishment and Chemical Analysis Facility (SWMU 041) - Team consensus reached on the LUCIP with the following changes: revise the third sentence in the Why Land Use Controls Are Needed section as follows: ?Polychlorinated biphenyls (PCBs) were identified in shallow soils at concentrations exceeding the Florida Department of Environmental Protection (FDEP) residential Soil Cleanup Target Levels (SCTLs) but less than industrial SCTLs at LOC 1.?, specify VOC parameters in the Why Land Use Controls Are Needed section, remove ?and solvent spills? text from page 2, column 1, add ?and soil? to the third sentence in Site Contamination and Control section as well as add information to this section about soils being capped by asphalt, and remove the following sentence from the Implementation section, ?Upon approval of this Interim LUCIP, it will be incorporated into the permit by reference?.

Minute Id	Presenter	PRL SWMU
M13	Willson, Deborah	LAUNCH COMPLEX 34 (SWMU CC054)

Topic

Launch Complex 34 (CC054)

Discussion

In December 2011 targeted key wells for plume delineation, source area concentration trends, and hydraulic control system performance resulting in 113 wells sampled. VOC analyses were conducted in all wells. A comprehensive round of water levels was collected in December 2011. The overall extent of contamination is fairly stable as supported by the trends in the point of compliance wells. Team consensus reached to continue sampling all performance monitoring wells associated with the hydraulic control system (IWs 77 to 94). Team consensus reached to optimize monitoring well network for 2012 LTM sampling event this will be sent to team via email for consensus prior to submitting the report. Team consensus reached to discontinue water level measurements. Team consensus reached to continue IM operations, maintenance, and monitoring with no other modifications.

Goal

Present 2011 annual report and year 2 hydraulic containment IM operations.
Presented by Debbie Wilson and Chris Hook both of Tetra Tech

Decision Id	Decision
D22	Launch Complex 34 (CC054) - Team consensus reached to continue sampling all performance monitoring wells associated with the hydraulic control system (IWs 77 to 94).
D23	Launch Complex 34 (CC054) - Team consensus reached to optimize monitoring well network for 2012 LTM sampling event this will be sent to team via email for consensus prior to submitting the report.
D24	Launch Complex 34 (CC054) - Team consensus reached to discontinue water level measurements.
D25	Launch Complex 34 (CC054) - Team consensus reached to continue IM operations, maintenance, and monitoring with no other modifications.

Minute Id	Presenter	PRL SWMU
M14	Jonnet, Mark	FLUID SERVICING ROAD AREA

Topic

Fluid Servicing Road Area (SWMU 30, 89, 100, and 102)

Discussion

The size and complexity of the sites will likely extend hot spot remediation implementations over the next 5 to 10 years, therefore, interim groundwater monitoring was proposed to evaluate plume stability over time until remediations are implemented. The IGWM plan will also monitor the stability of each plume with in the FSRA over time and collect groundwater level measurements to calibrate the area groundwater model. This plan was also intended to evaluate Hot Spot concentrations and project trends as well as to track high concentration plumes (HCP) to determine expansion or contraction. The 2011 plan consisted of annual monitoring of 129 wells using passive diffusion bag (PDB) samplers for VOC and Freon analyses. Team consensus reached to add MW0012 to the 2012 IGWM program for PSBA area. Team consensus reached to add a monitoring well down gradient of MW0015 at DPT0157 (MW-A) screened 30 to 40 ft BLS for PSBA area. Team consensus reached to add MW0077 to the 2012 IGWM program for the CCB Hot Spot 3 area. Team consensus reached to add MW0021 to the 2012 IGWM program for CCB

Full Meeting Record

Print Report | Export to Excel | Create PDF

Meeting Code	Entry Date	Start Date	End Date	Type	Location
1303	5/8/2013	3/14/2013	3/15/2013	Full Partnering Team Meeting	Kennedy Space Center-FL

Description

March 2013 Team Meeting

Attendees

FDEP: John Armstrong
Geosyntec: Joseph Bartlett; Rebecca C. Daprato; Melissa Hensley; Jim Langenbach; Tom Peel
IHA: Dan Sciarini; Sue Tzareff; Todd Weldon
Jacobs Engineering: Deda Johansen; Steve Sills
NASA: Anne Chrest; Mike Deliz; Bob Kline; Rosaly Santos-Ebaugh; Dinh Vo
Tetra Tech: Chris Hook; Mark Jonnet; Steve Ruffing; Matt Shelton; Mark Speranza; Deborah Wilson

Minute Id	Presenter	PRL SWMU
M1	TEAM, TEAM	KSC PROGRAM DOCUMENTS

Topic

Action items, deliverable, and meeting minutes

Discussion

Please review CAMP and submit any additional revisions to Rosaly.

Team consensus reached that January Revision 1 Remediation Team Meeting minutes are final.

Team consensus reached that February 2013 (email regarding HMF) Revision 0 meeting minutes are final.

Goal

Decision Id	Decision
D1	Team consensus reached that January Revision 1 Remediation Team Meeting minutes are final.
D2	Team consensus reached that February 2013 (email regarding HMF) Revision 0 meeting minutes are final.

Minute Id	Presenter	PRL SWMU
M2	Tzareff, Sue	SOUTH WATER PUMP STATION (PRL 213)

Topic

South Water Pump Station (PRL 213)

Discussion

Site is located on the east side of Kennedy Parkway South at the southern boundary of KSC. Site was developed as an orange grove prior to acquisition by NASA in 1962. Adjacent areas to the north, south, east, and west are former grove areas and are now considered shrub and brush. Air Liquide facility is located just outside the KSC boundary across Kennedy Parkway and northwest from the south water pump station. The Air Liquide facility produces and stores industrial gases and associated services. Air Liquide has no hazardous waste permit and there are no cleanups on going or pending. Who owns the pipeline and transmission stations for Air Liquide? It is believed that the lines and stations are owned and maintained by Air Liquide.

Team consensus reached at LOC 1 Former Fuel Storage Tanks to collect 3 surface soil samples for metals, SVOCs, and TPH analyses and 1 DPT groundwater location sampled from 10 ft BLS for VOCs, TPH, and PAH analyses and samples from 25, 35, and 45 ft BLS analyzed for VOCs only. LOC 1 will be screened as follows: soil human health criteria only and general industrial soil reference values and groundwater human health criteria only and KSC G-II groundwater background values.

Team consensus reached at LOC 2 Electrical Equipment to collect 8 surface soil samples, 1 from each side of each pad for PCBs and TPH analyses. LOC 2 will be screened as follows: soil human health criteria only and KSC combined soil background values.

Former Redstone Rocket display: previous investigaton sampling was conducted due to industrial hygiene concerns for workers dismantling and moving rocket. NASA was concerned that the proposed sampling as presented in the ADP would detect impacts from the large asphalt parking lot (i.e. TPH, PAHs and SVOCs) and not just the rocket refurbishment activities (metals, PCBs, solvents). The concern in this area is that the parking lot is large and the potential effects from the former rocket display must be distinguished. NASAs Remediation Program is not investigating general stormwater issues. Concern at this site is really rocket display refurbishment impacts; therefore, NASA wants to remove hydrocarbons analyses from soil and groundwater reducing the analyte list to metals, PCBs and solvents only.

Team consensus reached at LOC 3 Former Redstone Rocket Display to collect three surface soil samples for metal and PCB analyses and 1 DPT groundwater location sampled from 10, 25, 35, and 45 ft BLS analyzed for VOCs only. LOC 3 will be screened as follows: soil human health criteria only and heavy parking/traffic soil reference values and groundwater human health criteria only and KSC G-II groundwater background values.

Revisions were made to LOCs 4, 5, and 6. The concern for these areas is due to rocket refurbishment and not stormwater concerns.

Team consensus reached at LOCs 4 and 5 Stormwater Discharges to collect 2 swale soil samples (1 at each LOC) for metal and PCB analyses and eliminate proposed DPT sampling. LOCs 4 and 5 will be screened as follows human health criteria only and heavy parking/traffic soil reference values.

Team consensus reached to eliminate LOC 6 Stormwater Discharges since the former rocket display would not be expected to affect these locations. The concern for these areas is due to rocket refurbishment and not stormwater concerns.

Team consensus reached at LOC 7 Site Groundwater to collect 1 DPT location in the NW corner of the site from 10 ft BLS for VOCs, TPH, and PAH analyses and samples from 25, 35, and 45 ft BLS analyzed for VOCs only. LOC 7 will be screened as follows: groundwater human health criteria only and KSC G-II groundwater background values.

Goal

Present SWMU Assessment and obtain team consensus on confirmatory sampling.

Decision Id	Decision
D3	Team consensus reached at LOC 1 Former Fuel Storage Tanks to collect 3 surface soil samples for metals, SVOCs, and TPH analyses and 1 DPT groundwater location sampled from 10 ft BLS for VOCs, TPH, and PAH analyses and samples from 25, 35, and 45 ft BLS analyzed for VOCs only. LOC 1 will be screened as follows: soil human health criteria only and general industrial soil reference values and groundwater human health criteria only and KSC G-II groundwater background values.
D4	Team consensus reached at LOC 2 Electrical Equipment to collect 8 surface soil samples, 1 from each side of each pad for PCBs and TPH analyses. LOC 2 will be screened as follows: soil human health criteria only and KSC combined soil background values.
D5	Team consensus reached at LOC 3 Former Redstone Rocket Display to collect three surface soil samples for metal and PCB analyses and 1 DPT groundwater location sampled from 10, 25, 35, and 45 ft BLS analyzed for VOCs only. LOC 3 will be screened as follows: soil human health criteria only and heavy parking/traffic soil reference values and groundwater human health criteria only and KSC G-II groundwater background values.
D6	Team consensus reached at LOCs 4 and 5 Stormwater Discharges to collect 2 swale soil samples (1 at each LOC) for metal and PCB analyses and eliminate proposed DPT sampling. LOCs 4 and 5 will be screened as follows human health criteria only and heavy parking/traffic soil reference values.
D7	Team consensus reached to eliminate LOC 6 Stormwater Discharges since the former rocket display would not be expected to affect these locations. The concern for these areas is due to rocket refurbishment and not stormwater concerns.
D8	Team consensus reached at LOC 7 Site Groundwater to collect 1 DPT location in the NW corner of the site from 10 ft BLS for VOCs, TPH, and PAH analyses and samples from 25, 35, and 45 ft BLS analyzed for VOCs only. LOC 7 will be screened as follows: groundwater human health criteria only and KSC G-II groundwater background values.

Minute Id	Presenter	PRL SWMU
M3	Hook, Chris	LAUNCH COMPLEX 34 (SWMU CC054)

Topic

LC34 (CC054)

Discussion

Present Membrane Interface Probe (MIP) and Hydraulic Profiling Tool (HPT) Field Events and Pumping Optimization. Historic sampling was conducted from 1997 to 2006.

2004-2007events: LC34 Corrective Measures Study performed by NASA in 2004-2007, draft report was submitted in February 2007 (FDEP comments September 2007), identified plume zones: Low Concentration Plume (LCP), High Concentration Plume (HCP), and DNAPL Source Zone (DSZ). Interim LTM Work Plan (CMS Section 7) implemented by NASA June/December 2007, and interim semi-annual LTM conducted since June 2004. Annual groundwater monitoring report approved July 2008.

2008 events: Supplemental investigations conducted at Hot Spot (HS) 1/2 in the DSZ vicinity, dynamic testing at DNAPL source zone June 26 to July 11, 2008, and LTM sampling June and December, annual monitoring recommended.

2009 events: continued supplemental assessments in HS 3/4, installation of hydraulic containment system, and annual LTM sampling conducted Nov/Dec (recommended removing and adding wells within monitoring network).

2010 events: commissioning and full scale operation of hydraulic containment system, continued supplemental assessment in HS 3, installation of new LTM monitoring wells (IW-95 through IW-110), hydraulic capture study conducted, annual LTM sampling conducted in December.

2011 events: continued operation of hydraulic containment system, annual LTM sampling conducted in December, PED Demonstration Pilot at HS 1, Step 1A/1B Engineering Evaluation for HS 3, 4 and 5 (December), Step 1A/1B Engineering Evaluation for HS 3/4 recommended expansion of the groundwater extraction network into HS 3/4via a Step 4C EE (driver for this presentation).

2012 events: continued operation of hydraulic containment system, LTM and recovery well extraction rate optimization, annual LTM sampling conducted in December per 2012 LTM optimization, confirmation monitoring wells installed per Step 1B; presented as basket item, and PED Demonstration Pilot at HS 1.

2013 events: HPT field event (January 8-10, 2013) and MIP field event (January 21-25, 2013).

Overview of the DSZ and TCE HCP IM: hydraulic control of the DNAPL source zone and deep groundwater TCE plume 300 g/l, treat extracted groundwater to GCTLs, and operate system constructed with a design peak flow of 50 gpm and a design flow of 39 gpm. cVOC Mass recovery:

31,300 lb as of 02/06/2013 and Groundwater recovery: 42,942,600 gallons as of 02/06/2013.

HPT Event (January 8-10, 2013): advanced 6 HPT borings from 0 to 80 ft BLS, placed to provide better understanding of conductivity near RWs, and secondary objective of pairing with MIP data to determine storage/transport zones.

MIP Event (January 21-25, 2013): advanced 11 MIP borings from 0 to 80 ft BLS, MIP locations paired with HPT borings and within ESB area where additional wells are being considered in ESB area. Measured EC/ECD/PID/FID to provide a qualitative summary of contaminant levels and compared to pre-IM MIP borings advanced by Geosyntec to evaluate IM influences. Raw data interpreted to evaluate on a location-specific basis and also equalized scales across all borings for event-wide comparison.

HPT Technology Overview: Real-time vertical profiling of hydraulic conductivity. Equipment used DPT Rig, HPT Tooling (pressure sensor, water injector, depth transducer, electrical conductivity sensor, control box). Tool is advanced via DPT while water is injected, pressure sensor measures pressure response of soil to water injection, and pressure response identifies ability of soil to transmit water (high pressure response low K; low pressure response high K). Electrical conductivity, injection flow and pressure are the measured data output. EC indicates changes in lithology. Pressure response is depth-corrected. K value calculated by HPT software using flow and pressure data; peaks indicate high K/flow zones, and valleys indicate low K/flow zones.

Comments received were very good, but team was reminded that the goal of the IM is containment. Mass removal and plume collapse are secondary objectives. The intention of some of the comments was on increasing mass removal. NASAs opinion at this point is to optimize based on current progress and site conditions. This optimization is only the first step and additional changes can be made iteratively.

Pre-IM to 2013 MIP Comparisons:
MIP016 (Pre-IM)/MIP005 (2013): ECD above 47 feet bls indicative of VOC removal in this interval. At depths greater than 50 feet bls, it appears that immediately below Layer 4 is being flushed and portions of Layer 6. FID/PID spikes not observed from approximately 40 to 56 and 65 to 76 feet bls, as observed in Pre-IM MIP. FID/PID scale increased one order of magnitude on MIP016 plot for comparative purposes. This location is near the RW2A/B cluster.

MIP018 (Pre-IM)/MIP004 (2013): ECD above 36 bls indicative of VOC removal in this interval, with several FID spikes ranging from 15 to 25 bls. Generally, ECD/PID/FID similar with small spikes in 2013 FID from 64 to 68 feet bls and 70 to 75 feet bls. FID/PID scale increased one order of magnitude on MIP018 plot for comparative purposes. This location is near the RW1A/B cluster.

MIP015 (Pre-IM)/MIP010 (2013): ECD comparison indicative of VOC removal responses. ECD/FID spikes in 2013 MIP from 28 to 40, 60 to 63, and 74 to 80 feet bls. Moderate ECD/FID response from 63 to 74 feet bls. Location west of RW1A/B and south of RW2A/2B clusters. FID/PID scale increased one order of magnitude on MIP015 plot for comparative purposes.

MIP011 (Pre-IM)/MIP011 (2013): ECD/FID peak observed from 24 to 34 feet bls and not observed in MIP011. Profile of ECD in deep zone reduced from 55 to 80 feet bls to 65 to 80 feet bls. Location is between RW4B and RW5B. FID/PID scale increased one order of magnitude on MIP011 (Pre-IM) plot for comparative purposes.

MIP011 and MIP012 (Pre-IM)/MIP003 (2013): FID spike observed in 2013 from 28 to 36 feet bls not observed in Pre-IM MIP borings. ECD appears in Pre-IM borings appears to be reduced in magnitude based on 2013 boring, with small FID spikes near 63 feet bls and 68 feet bls. Location is upgradient of RW5B.

MIP013 (Pre-IM)/MIP005 (2013): FID/ECD spikes in 2013 similar to ECD pre-IM from 18 to 30 feet bls. ECD response observed in Pre-IM boring not observed from 60 feet bls to 80 feet bls. Appears that this zone has flushed with small FID peaks at 60 and 64 feet bls. Location is near RW4B.

MIP017 (Pre-IM)/MIP002 (2013): ECD spike observed in Pre-IM MIP not observed in 2013 MIP. Indicative of VOC removal from 58 feet bls to 80 feet bls. Location is near RW6B. Justifies low concentration and sharp decreasing trend from RW6B influent.

Observations from overlaying HPT/MIP data:
RW1A: Mass transport evident at 15 to 25 and 36 to 41 feet bls. No modifications to pumping approach recommended.

RW1B: Mass storage likely at 50 to 53 feet bls (Layer 4). Mass transport likely at 53 to 74 feet bls. Based on HPT/MIP observations, move pump intake to 74 feet bls. Below this depth are higher permeability zones and low FID/ECD responses.

RW2A: Primary mass transport likely from 33 to 45 feet bls. Well packer proposed to isolate active pumping from 33 to 45 feet bls.

RW2B: Mass storage likely at 47 to 50 feet bls (Layer 4). Mass transport likely from 53 to 73 feet bls. Based on HPT/MIP observations move pump intake to 74 feet bls.

RW3A: Majority of mobile mass likely situated from 30 to 36 feet bls. Potential storage zone from 43 to 46 feet bls based on low conductivity. Well packers proposed to isolate active pumping from 30 to 46 feet bls.

RW3B: Mass storage likely from 43 to 52 feet bls (Layer 4). Based on declining FID trend and ECD plateau, mobile mass likely at 52 to 64 feet bls. Proposed to move pump intake to 65 feet bls. If no significant change in influent concentrations, consider well rehabilitation of RW3A/RW3B. Comparatively much lower concentration than nearby ESB recovery well RW1A/B and RW2A/B clusters.

RW4B: Minimal impacts observed in top 10 feet of screen (50 to 60 feet bls). Proposed isolating active pumping interval from 60 to 80 feet bls via well packer. ECD/FID spikes observed above RW4B screen interval and a consideration for the Hot Spot 3 pumping design. Possible ECD drift from 25 to 80 feet bls.

RW5B: Minimal impacts observed in top 10 feet of screen (50 to 60 feet bls). Proposed isolating active pumping interval from 60 to 80 fet bls via well packer. This location is likely a downgradient location of the DNAPL source zone and comparatively between deep zone wells has moderate influent concentrations.

RW6B: Low level FID/PID/ECD detections. Reduce flow to 2 gpm for sustained containment purposes and eventually consider phasing out well, as appropriate.

Based on MIP results and current site conditions an additional deep zone pumping well was proposed with a screen interval typical to RW4B/5B. This location is within an area that is likely on the boundary of the existing DNAPL source zone and will benefit the IM by likely reducing

downgradient containment/pumping requirements as well as function as a mass removal location. Modeling of this proposed location was presented in Part 2 of the EE.

Screen Isolation Approach:
RW2A (15-45 ft BLS screen) - Isolate well pumping screen from 33-45 ft BLS and install 20ft inflatable packer from 13-33ft BLS.

RW3A (16-46 ft BLS screen) - Isolate screen from 30-46 ft BLS and install 15 ft inflatable packer from 14-29 ft BLS

RW4B (50-80 ft BLS screen) - Isolate pumping screen from 60-80 ft BLS and install 10 ft inflatable packer from 49-59 ft BLS

RW5B (50-80 ft BLS screen) - Isolate pumping screen from 60-80 ft BLS and install 10 ft inflatable packer from 49-59 ft BLS

Proposed RW (50-80 ft BLS screen) - Isolate pumping screen from 60-80 ft BLS and install 10 ft inflatable packer from 49-59 ft BLS (may remove if needed).

Packer design was presented for the proposed packers. The packers will be constructed with a water-filled Viton B gland with sliding collar rated for 250 psig. The packers will be inflated to a target pressure of 140 psig based on vendor recommendations.

Team consensus reached on the following RW Optimizations: RW1A (no modifications to screen/pumping), RW1B (move pump intake to 74 ft BLS), RW2A (isolate well pumping screen from 33-45 ft BLS), RW2B (move pump intake to 73 ft BLS), RW3A (isolate screen from 30-46 ft BLS), RW3B (move pump intake to 65 ft BLS), RW4B (isolate pumping screen from 60 to 80 ft BLS and reduce flow rates from 4 to 2 gallons per minute (gpm)), RW5B (isolate pumping screen from 60 to 80 ft BLS and reduce flow rates from 5 to 3 gpm) and RW6B (reduce flow from 4 to 2 gpm).

Goal

Obtain team consensus on EE Step 4C, Part 1 (pumping optimization)

Decision Id	Decision
D9	Team consensus reached on the following RW Optimizations: RW1A (no modifications to screen/pumping), RW1B (move pump intake to 74 ft BLS), RW2A (isolate well pumping screen from 33-45 ft BLS), RW2B (move pump intake to 73 ft BLS), RW3A (isolate screen from 30-46 ft BLS), RW3B (move pump intake to 65 ft BLS), RW4B (isolate pumping screen from 60 to 80 ft BLS and reduce flow rates from 4 to 2 gallons per minute (gpm)), RW5B (isolate pumping screen from 60 to 80 ft BLS and reduce flow rates from 5 to 3 gpm) and RW6B (reduce flow from 4 to 2 gpm).

Minute Id	Presenter	PRL SWMU
M4	Hook, Chris	LAUNCH COMPLEX 34 (SWMU CC054)

Topic

LC34 (CC054)

Discussion

The primary objective of this expansion is to hydraulically capture Hot Spot 3/4 within the zone with TCE greater than 300 g/L and the secondary objective is to increase mass removal.

Recovery well selection and location for the shallow zone expansion was based on Groundwater Vistas modeling. The original model used for the 2009 Interim Measures Design was utilized as a base model. Recovery wells were placed based on 1.) modeled capture behavior (via potentiometric surface and particle transport) as primary criteria for plume containment and 2.) magnitude of TCE concentrations identified during site investigations as secondary criteria for mass removal. Pumping rate scenarios were manipulated to determine and validate proposed pumping rates and well placement. All shallow zone wells were determined to provide capture and particle transport durations in line with reasonable site objectives.

Overview of the shallow zone expansion: addition of 6 recovery wells (15-45 ft BLS screen: RW09A through RW14A and 5-40 ft BLS screen: RW15A, sonic installation, identical construction and completion as existing shallow recovery wells (refer to IMD), 6 inch diameter stainless steel well construction, Grundfos 5S07-18 submersible pump (0.5 HP pollution recovery motor (4-wire, single-phase, 208V) and replace 0.75 HP motors in RW01A and RW03A with 0.5 HP (motors overheat at lower flows due to throttling/reduced motor cooling). Trenching network identical to IMD (dedicated 1 HDPE groundwater conveyance lines and 4-wire 10THHN pump wire in 1 PVC conduit). Electrical pull boxes every 250 feet and at conduit elbows and transition

Team reviewed interval maps (Figures 11 and 12 from LC34 EE Step1) for cDCE and VC data to determine if some of the proposed wells should be shallower (discussion based on comment from slide 12). Decision was made for the proposed recovery wells to screen 5 to 40 ft BLS on the western side of the site and 15 to 45 ft BLS elsewhere based on MIP observations and previous Hot Spot 3 investigation efforts.

As presented in Part 1 of the EE, one additional deep extraction well (RW16B) was proposed with a screen interval of 50 to 80 feet bls. Based on MIP observations the top 10 feet of the RW16B will be packered such that in the future pumping immediately below Layer 4 may be conducted based on future operations. Particle tracking and potentiometric surfaces were presented to illustrate the capture benefits as well as validate pumping rates proposed in Part 1 of the EE.

Overview of deep zone expansion: addition of 1 recovery well, sonic installation, identical construction and completion as existing deep recovery wells (refer to IMD), 6 inch diameter stainless steel well construction, screen set from 50-80 ft BLS, packer set from 49-59 ft BLS (screen and packer specified so that the bottom of Layer 4 can be extracted, if needed in the future), Grundfos 5S07-18 submersible pump (0.75 HP pollution recovery motor (4-wire, single-phase, 208V) and replace 0.75 HP motors in RW03B, RW04B, RW06B with 0.5 HP, motors overheat due to throttling/reduced groundwater motor cooling at lower flows), and trenching network identical to shallow description.

Based on the recovery well expansion and proposed pumping optimizations, the total influent entering the treatment system was estimated for a general estimate of influent conditions and to size expansion upgrade treatment equipment.

Modifications to the treatment system were presented in order to accommodate the additional flow rates. The existing air stripper is flow limited to a flow rate of near 42 gpm. When flows are in excess of 42 gpm occur, excessive moisture carry over and increased backpressure on the air stripper from tray flooding result in insufficient treatment efficiencies of the air stripper. Other variables associated with the expansion were also

presented. As a result of the optimization/expansion, the pumping rate will increase from 39 to 55 gpm. Based on the flow rates estimated and influent conditions, two scenarios were presented for primary groundwater treatment. The first option was to replace the existing air stripper to a QED EZ Tray 12.6 air stripper package rated for 120 GPM and 600 scfm. The second option presented included addition of a venture air stripper in series and prior to the existing air stripper to provided a staged treatment process. Based on team discussion, upgrade of the air stripper to a QED EZ Tray 12.6 air stripper package was selected.

The QED air stripper model was run for several flow and concentration conditions to verify performance and accommodate influent fluctuations/process modifications. For flow rates up to 80 gpm, treatment objectives can be achieved for influent stream with concentrations up to TCE: 50,000 g/l; cDCE: 25,000 g/l; VC: 10,000 g/l. For flow rates up to 65 gpm, treatment objectives can be achieved for influent stream with concentrations up to TCE: 100,000 g/l; cDCE: 50,000 g/l; VC: 20,000 g/l.

Summary system modification: add Pumptec pump contollers for each new pump, wire RW07B into spare pump control slot in control panel, add secondary shallow pump control panel H/O/A switch and cycle timers, wire expansion control panel into spare pump slot with H/O/A and PLC input, add manifold for 8 new extraction wells (typical of existing. Manifold will tie directly into existing manifold. Remove DNAPL separator, move EQ tank to DNAPL separator location, and upgrade air stripper.

Team consensus reached on treatment Modification Option A:
? re-plumb lines to and between manifolds and EQ tank,
? replace current air stripper with QED EZ Tray 12.6 air stripper package (rated for up to 120 gpm, 600 scfm, skid-mounted, including: 7.5 HP regenerative blower; 2 HP transfer pump, local control panel (tied into existing control panel for overall on/off/alarm functionality), 73 in (W) x 71 in (L) x 107 in (H) footprint, plus ~1(H) outlet connection. This will require secondary building enclosure or roof modification, due to footprint.

Team consensus reached for shallow zone expansion of 7 recovery wells at proposed locations and construction.

Team consensus reached for deep zone expansion of 1 recovery well at proposed location and construction.

Team consensus reached on proposed pumping rates: deep well optimization/packering implemented following meeting and shallow well optimization following HS3/4 expansion.

Team consensus reached system construction plans (existing IMD/IMWP used as typical construction details for expansion).

Goal

Obtain team consensus on EE Step 4C, Part 2 (pumping optimization and hot spot 3/4 expansion)

Decision Id	Decision
D10	Team consensus reached on treatment Modification Option A: ? re-plumb lines to and between manifolds and EQ tank, ? replace current air stripper with QED EZ Tray 12.6 air stripper package (rated for up to 120 gpm, 600 scfm, skid-mounted, including: 7.5 HP regenerative blower; 2 HP transfer pump, local control panel (tied into existing control panel for overall on/off/alarm functionality), 73 in (W) x 71 in (L) x 107 in (H) footprint, plus ~1?(H) outlet connection. This will require secondary building enclosure or roof modification, due to footprint. ? QED modeler run for several flow and concentration conditions to verify performance and accommodate influent fluctuations/process modifications. For flow rates up to 80 gpm, treatment objectives can be achieved for influent stream with concentrations up to TCE: 50,000 ?g/l; cDCE: 25,000 ?g/l; VC: 10,000 ?g/l. For flow rates up to 65 gpm, treatment objectives can be achieved for influent stream with concentrations up to TCE: 100,000 ?g/l; cDCE: 50,000 ?g/l; VC: 20,000 ? g/l.
D11	Team consensus reached for shallow zone expansion of 7 recovery wells at proposed locations and construction.
D12	Team consensus reached for deep zone expansion of 1 recovery well at proposed location and construction.
D13	Team consensus reached on proposed pumping rates: deep well optimization/packering implemented following meeting and shallow well optimization following HS3/4 expansion.
D14	Team consensus reached system construction plans (existing IMD/IMWP used as typical construction details for expansion).

Minute Id	Presenter	PRL SWMU
M6	Shelton, Matt	SUPPLY WAREHOUSE 3 (SWMU 088)

Topic

Supply Warehouse #3 (SWMU 088)

Discussion

System expansion conducted in accordance with the approved Site Plan and the SSSAHP. KSC Air Sparge Trailer #1 was used as well as existing piping. A tee was installed at manifold B to supply air to manifold C. 1.5 inch HDPE inside a 4 inch HDPE conduit was installed and horizontally drilled under the ditch south of 5th Street. MW0008 was abandoned and MW0027 and MW0028 were installed. 12 air sparge wells were installed. A soil boring identified no clay lens to 50 ft BLS. Galvanized steel lines were installed from manifold C to each air sparge well. Wells inside the fence were installed above ground and those outside the fence were installed below ground. Baseline monitoring well sampling was conducted December 2012. TCE results remained below NADC in all wells. The maximum TCE concentration was 25 g/L. Vinyl chloride concentration in MW0022, MW0024, MW0025, and MW0028 exceed NADC. Initial startup conducted 19 to 21 December 2012. Drainage swales along 5th Street bubbling. Pressure caused water overflow in MW0021, MW0022, MW0026. Balanced each zone separately for at least 12 hours. Design flow rate of 5 scfm could not be achieved due to high amp draw at the blower. System wells balanced at 4 scfm for Zones1 and 2. Flows are highest in the southwest corner of Zone 3. Damaged well heads in northern ARZ were repaired. Air monitoring was conducted per the HASP and there were no PID readings above background in the breathing zone. Vapor monitoring was conducted per the CMI FIP; baseline MW PID readings ranged from 0 to 5.9 ppm and operational MW PID readings range from 0 to 75.1 ppm. Deviations from work plan include top of screens were installed 26.73 to 27.26 ft MSL, ASW0063 was moved 3 ft to the north (well installed in original location rose above acceptable tolerance while removing rods, abandoned original location), ASW0057 and ASW0058 was moved 3 to 4 feet south due to utilities. ASW0061 was installed below grade and flow

Full Meeting Record

Print Report | Export to Excel | Create PDF

Meeting Code	Entry Date	Start Date	End Date	Type	Location
1612	2/22/2017	12/8/2016	12/8/2016	Full Partnering Team Meeting	Kennedy Space Center-FL

Description

December 2016 Team Meeting

Attendees

FDEP: John Armstrong
Geosyntec: Melissa Hensley; Ronald Kent; Jim Langenbach; Nicole Penichet; Eric Sager
Jacobs Engineering: Deda Johansen
NASA: Anne Chrest; Mike Deliz; Harry Plaza; Rosaly Santos-Ebaugh; Dinh Vo
Tetra Tech: Mark Jonnet; Alex Murphy; Mark Speranza

Minute Id	Presenter	PRL SWMU
M1	TEAM, TEAM	KSC PROGRAM DOCUMENTS

Topic

General Information and Minutes

Discussion

Action item 1610-A01 for GSA Reclamation Yard Northeast (SWMU 010), confirm that the correct World Health Organization (WHO) method was used for evaluation of the dioxin and furan congeners. Updated numbers using the more current WHO method will presented the next time site is presented. Action item will be closed.

Goal

Decision Id	Decision
D1	Team consensus reached that revision 1 meeting minutes for October 2016.

Minute Id	Presenter	PRL SWMU
M2	Jonnet, Mark	LAUNCH COMPLEX 34 (SWMU CC054)

Topic

LC34 (SWMU CC 054)

Discussion

Hot Spot 6 is designated as the area downgradient of Hot Spot 1 based on elevated concentrations in monitoring wells IW0057S and IW0057I. The goal of the investigation was to determine if any source was present and to delineate/refine Hot Spot and High Concentration Plume (HCP); any refinement of the Low Concentration Plume (LCP) should have been considered a benefit of investigation, not a goal. The ADP had not explained that LCP delineation was not a goal of this study, which accounts for a number of comments received regarding delineation. The preliminary investigation began during the Hot Spots 3 and 4 investigations in 2010 and 2011. Sampling depths were 8 ft, 13 ft, 18 ft, 25 ft, and 38 feet below land surface (ft BLS). Initial results indicated daughter products of trichloroethene (TCE) downgradient of Hot Spot 1 with very little TCE present. National Aeronautics and Space Administration (NASA) proceeded with investigation in 2014 to determine if any source was present beyond the Shallow Capture Zone (SCZ) of the hydraulic capture system. In addition to the initial sampling depths, the 32 ft depth was added to refine the vertical delineation. The sampling intervals are based on previous investigations at LC34, including soil cores, membrane interface probes (MIP), and hydraulic profiling tool (HPT). For example the 16 ft to 20 ft interval was based on elevated MIP responses. The 30 ft to 34 ft interval was added during the 2014 to 2016 sampling events based on previous results, where 23 ft to 27 ft had high detections when 36 ft to 40 ft results were much lower or below detection limits. The purpose for the 36 ft to 40 ft sample was to vertically refine delineation.

This presentation addressed the area with the investigation boundaries to the include the area south and east of the white dashed lines [see advanced data package (ADP) slide 3] and extent of the SCZ and Hot Spot 1. Hot Spot 6 delineation is based on results from 745 direct push technology (DPT) samples collected from 150 locations. Data set includes the 2010/2011 samples and 681 samples collected from 2014 to 2016. Due to the plume size, Kennedy Space Center Remediation Team (KSCRT) delineation rule of thumb is not tenable.

The 38 ft sample at DPT0368 had results for cis-1,2-dichloroethene (cDCE) and vinyl chloride (VC) which could be attributed to drag down; therefore, these results were not used in delineation efforts. The cDCE results at DPT0418 and DPT0444 in the 32 ft and 38 ft sample appear to be suspect, surrounding samples do not have similar results; therefore, these results were not used in delineation efforts. The 38 ft sample at DPT0405 had results for cDCE which could be attributed to drag down; therefore, these results were not used in delineation efforts. There was a discussion regarding whether drag down was the cause of the deeper detections, given site lithology. Tetra Tech plans to resample the 32' and 38' intervals at DPT0418 to confirm the earlier results.

TCE, cDCE, trans-1,2-dichloroethene (tDCE) and VC had results exceeding the Florida Department of Environmental Protection (FDEP) Groundwater Cleanup Target Levels (GCTLs). cDCE and VC had exceedances of the natural attenuation default concentrations (NADC) and ten times NADCs. Hot Spot and HCP extend to 34 ft BLS, with the exception of DPT0339 being the only locations with 38 ft sample greater than NADC.

The drainage canal appears to be influencing the plume. Wet and dry seasons likely influence hydraulic recharge and discharge. Drainage canal in the Hot Spot 6 area flows to the Cape Canaveral Air Force Station (CCAFS) industrial area (FT17 canal) and not towards the ocean. Florida

Department of Environmental Protection (FDEP) asked if Team has sampled surface water from this ditch. At this time, the Team has not, but it is believed that this canal has been sampled at some point in time by CCAFS program. Team will sample the surface water in the ditch.

Hot Spot 6 area of investigation plume has very little TCE (no TCE source) and is comprised of cDCE and VC to a depth of 40 ft BLS. Upgradient source is within and being treated by the hydraulic capture interim measure system. To date over 50,000 pounds of volatile organic compounds (VOC) have been destroyed. There is approximately 1500 lbs of cDCE and 430 lbs of VC in Hot Spot 6.

Team consensus reached to eliminate the Step 2 for Hot Spot 6, because the hot spot is a very good candidate for air sparging. The fact that the hot spot consists only of daughter products and its lithology, along with readily available infrastructure at LC34, support that path forward.

Suggestion was made to look into the potential of using this Hot Spot area for the 500,000 cubic yards (yd3) of sand needed for beach re-nourishment on NASA property to create a passive treatment basin, rather than an active air sparge system. FDEP says this is something that CCAFS will look at favorably. This would have some green benefits, but may be a long haul for transport. Mike took an action to look into this.

If the air sparge option goes forward, rather than the passive treatment basin, the interim measures workplan (IMWP) would present a phase 1 layout of potentially 70 to 140 air sparge wells. The path forward would be to bring the proposed layout and system detail to the Team as a Step 3 Engineering Evaluation.

Team consensus reached to collect at depth samples for VOCs at DPT418 (32 and 38 ft samples).

Team consensus reached to collect surface water samples in the ditch within Hot Spot 6.

Goal

Present Hot Spot 6 area of investigation for site characterization.

Decision Id	Decision
D2	Team consensus reached to eliminate the Step 2 for Hot Spot 6.
D3	Team consensus reached to collect at depth samples for VOCs at DPT418 (32 and 38 ft samples).
D4	Team consensus reached to collect surface water samples in the ditch within Hot Spot 6.

Minute Id	Presenter	PRL SWMU
M3	Kent, Ronald	CLAMSHELL 4 (PRL 191)

Topic

Clamshell #4 (PRL 191)

Discussion

Clamshell #4 is a 4.82-acre facility located to the east of the Shuttle Landing Facility along Kennedy Parkway North. It was constructed in 1999 for ground support equipment storage for the Space Shuttle Orbiter. Major features at the site include: Clamshell #4 (J6-2327), connex box (J6-2321) which has been removed from the site, and a stormwater pond. The results of the Solid Waste Management Unit Assessment (SWMU) and the Confirmation Sampling Work Plan, prepared by Innovative Health Applications, were presented to the NASA Remediation Team in May 2013 and documented in a report dated April 2014. Three locations of concern (LOC) were identified and a determination was made that there was no ecological habitat.

Confirmation sampling was conducted in October 2016.
Two soil borings:
? field screened to the water table with a photoionization detector
? two surface soil samples (0 to 0.5 ft BLS) were collected for fixed-base laboratory analysis: total recoverable petroleum hydrocarbons (TRPH), 13 Priority Pollutant Metals plus Barium, and semi-volatile organic compounds.
? Sampling locations identified by visual observation, global positioning system (GPS), and physical measurement from permanent features
5 DPT groundwater samples
? 6 to 10 ft BLS samples were analyzed by fixed-base laboratory for volatile organic compounds (VOC), low level polycyclic aromatic hydrocarbon and TRPH.
? 21 to 25 ft, 31 to 35 ft, and 41 to 45 ft BLS samples were analyzed by fixed-base laboratory for volatile organic compounds (VOC).

Results for all soil and groundwater samples were less than screening criteria at all LOCs.

Team consensus reached for no further action (NFA) for LOC 1, LOC 2, and LOC 3 for soil and groundwater. NFA for the entire potential release location (PRL).

NASA will add a cover letter to the confirmation sampling report to support a request to FDEP for NFA approval for the entire PRL.

Goal

Present confirmatory sampling results and obtain team consensus on path forward.

Decision Id	Decision
D5	Team consensus reached for no further action (NFA) for LOC 1, LOC 2, and LOC 3 for soil and groundwater. NFA for the entire potential release location (PRL).

Minute Id	Presenter	PRL SWMU
M4	Murphy, Alex	PAINT AND OIL LOCKER (SWMU 067)

Topic

Paint and Oil Locker (POL) (SWMU 067)

Discussion

Full Meeting Record

Print Report | Export to Excel | Create PDF

Meeting Code	Entry Date	Start Date	End Date	Type	Location
1812	2/12/2019	12/6/2018	12/7/2018	Full Partnering Team Meeting	Kennedy Space Center-FL

Description

December 2018 Team Meeting

Attendees

CORE Engineering and Construction: Harlan Faircloth
FDEP: John Armstrong
Geosyntec: Rebecca C. Daprato; Melissa Hensley; Zack Munger; Tom Peel
Jacobs Engineering: Jason Glasgow; Jeremy Hilliard; Deda Johansen
NASA: Anne Chrest; Natasha Darre; Mike Deliz; Ryan O'Meara; Dinh Vo
Tetra Tech: Chris Adkison; Melissa Bennett; Aaron Bernhardt; Jennifer Buel; Daniel Forester; Chris Hook; Mark Jonnet; James Lloyd; Alex Murphy; Chris Neumann; Chris Pike; Mark Speranza; Andrew Walters; Deborah Wilson

Minute Id	Presenter	PRL SWMU
M1	TEAM, TEAM	KSC REMEDIATION TEAM MEETINGS

Topic

Meeting Minutes and Miscellaneous Items

Discussion

Team consensus reached that revision 1 meeting minutes for the October 2018 Team meeting are final. Team members acknowledged and did not object to the fact that the meeting minutes may become public as part of a final report at a later date.

NASA has had some delays in getting report through Scientific and Technical Information/Document Availability Authorization (STI/DAA) approval. Most the delays stem from the patent office encountering pages in documents containing proprietary and confidential labels. In order to remedy this, the RPMs would like to request all reports that are currently being produced or will be produced in the future not contain the following terms: proprietary, confidential, business sensitive, limited rights, Small Business Innovation Research (SBIR) rights, or restricted rights. This pertains to all portions of our reports (text, analytical reports, emails, appendices, etc.). If for any reason you feel the use of one of the above terms in a report is warranted, please make the RPM aware when providing the draft version of the document for review. This is super critical. No tear sheets, items that could be considered copyrighted, etc. should be included in documents. These key words that need to be searched for. NASAs copy should have cut sheets, but FDEPs copy will not. When getting memo from lab to indicate lab reports can be reproduced include this memo in front of each lab report within the appendix.

Goal

Meeting Minutes and Miscellaneous Items

Decision Id	Decision
D1	Team consensus reached that revision 1 meeting minutes for the October 2018 Team meeting are final. Team members acknowledged and did not object to the fact that the meeting minutes may become public as part of a final report at a later date.

Minute Id	Presenter	PRL SWMU
M2		GENERAL SERVICES ADMINISTRATION RECLAMATION YARD (SWMU 010)

Topic

GSA Reclamation Yard (GSRY) Northeast Area (SWMU 010)

Discussion

The GSRY is used to facilitate the reuse, resale, and recycling of equipment and materials used by NASA. Dielectric fluid was apparently released from electrical equipment stored in the northeast corner of the facility. Polychlorinated biphenyl (PCB) and 1,2,4-thrichlorobenzene (TCB) dense non-aqueous phase liquid (DNAPL) and PCB-contaminated soil are present in the northeast area. DNAPL and contaminated soil are the source of the dissolved PCB and chlorinated benzene compound groundwater contamination.

The Interim Measures Work Plan (IMWP) received regulatory approval from Florida Department of Environmental Protection (FDEP) in July 2017 and from United States Environmental Protection (EPA) in January 2018. The IM objective is to reduce PCB concentrations in unsaturated soil in the northeast area to meet the Florida Soil Cleanup Target Level (SCTL) of 0.5 parts per million (ppm) and to remove the contaminant mass in excess of 1 ppm PCBs in saturated soils to accelerate groundwater cleanup.

NASA expedited the soil excavation with a large diameter auger (LDA)/caisson IM to remove contamination prior to the area being disturbed by a near-term water line replacement project.

Site preparation included the removal of a modular office and associated transformer as well as a shed in the Corrosion Control Yard. Nineteen wells were abandoned within the excavation area. Temporary fencing and erosion and stormwater controls were installed. Removal of north-south electric line and parking area lights from parking lot. Survey monuments were established.

Caisson and conventional excavation were conducted from January to October 2018. Conventional excavation was typically conducted from 0 to

internal, and north-northeast area with elevated VOCs.
In summary:
48 wells sampled with PDBs in October 2018
Monitor elevated concentration area identified north-northeast of Hot Spot 1.
Monitor the horizontal and vertical downgradient periphery and internal downgradient VOC impacts.
Evaluate groundwater gradient and flow direction.

? Nine monitoring wells installed within and near the Hot Spot 1 LDA treatment area in December 2016:
? MW0140, MW0141 and MW0145 through MW0148 installed within Hot Spot 1 treated area.
? MW0142 through MW0144 installed in the untreated area in Hot Spot 1.
? 5 newly installed delineation wells and 2 replacement wells installed in December 2017.

Peripheral wells generally delineate plume to GCTLs, exceptions:
? 15 to 30 ft BLS: East (MW0129) TCE, cDCE, and VC greater than GCTL.
? 23 to 35 ft BLS: Northwest (MW0088, MW0090) and west (MW0097) VC greater than GCTL in MW0129 and MW0152.
Interior downgradient well VOC concentrations generally fluctuate within historic ranges.
MW0152 and MW0129 are upgradient of the elevated concentration area characterized during 2017 DPT investigation near MW0062; recent concentrations are generally decreasing at MW0152 and MW0129.
Vertical extent of VOCs:
? Central vertical extent wells exceed the NADC for VC (MW0130) and GCTL for cDCE (MW0078 and MW0130). Concentrations generally decreasing in MW0130 and MW0078 since 2015 and 2014, respectively.
? Recommend installation of vertical extent well in central (Hot Spot 2) portion of the site when remediation is complete.
Dissolved plume footprint appears generally stable and delineated by monitoring well data.
2018 LTM results generally support the existing Conceptual Site Model.

The proposed 2019 LTM sampling for VOCs focuses on sample locations on the downgradient periphery, downgradient internal, and north-northeast area with inconsistent elevated VOCs. 2019 LTM sampling will remove six monitoring wells because two consecutive clean results and not delineating periphery (NPSH-MW0036, MW0087, MW0106, MW0148, MW0150, and MW0151). Goals of the 2018 LTM:
? Monitor elevated concentration area identified during 2017 DPT investigation north-northeast of Hot Spot 1.
? Monitor the horizontal and vertical downgradient periphery and internal downgradient VOC impacts.
? Provide periphery of NADC and GCTL plumes in the north-northwest and north-northeast.
? Evaluate groundwater gradient and flow direction.

Deep wells have increasing contaminant trend. There is an approved workplan to do an IM. After LDA IM, do DPT below and install wells based on DPT work. Wells will be abandoned in the area of this IM prior to IM implementation.

Team consensus reached on annual monitoring for VOCs via PDBs and collection of water level measurements from the following wells: NPSH-MW0027, MW0064, MW0074, MW0091, MW0095, MW0152, MW0154, MW0089, MW0096, MW0109, MW0116, MW0125, MW0129, MW0142, MW0149, MW0153, NPSH-MW0010, NPSH-MW0017, NPSH-MW0019, NPSH-MW0020, NPSH-MW0022, MW0062, MW0065, MW0080, MW0088, MW0090, MW0097, MW0111, MW0140, MW0143, MW0146, MW0155, NPSH-MW0039, MW0046D, MW0068, MW0118, MW0141, MW0144, MW0145, MW0147,MW0078, and MW0130.

Team consensus reached for removal of the following wells from the 2019 LTM due to achieving two consecutive clean results and are not delineating periphery: NPSH-MW0036, MW0087, MW0106, MW0148, MW0150, and MW0151.

Team consensus reached to install well at DPT location with concentration greater than 2,000 g/L of TCE in the area of NPSH-MW0036 and add this location to the LTM program.

Goal

Present 2018 Annual LTM and obtain Team consensus on path forward.

Decision Id	Decision
D41	Team consensus reached on annual monitoring for VOCs via PDBs and collection of water level measurements from the following wells: NPSH-MW0027, MW0064, MW0074, MW0091, MW0095, MW0152, MW0154, MW0089, MW0096, MW0109, MW0116, MW0125, MW0129, MW0142, MW0149, MW0153, NPSH-MW0010, NPSH-MW0017, NPSH-MW0019, NPSH-MW0020, NPSH-MW0022, MW0062, MW0065, MW0080, MW0088, MW0090, MW0097, MW0111, MW0140, MW0143, MW0146, MW0155, NPSH-MW0039, MW0046D, MW0068, MW0118, MW0141, MW0144, MW0145, MW0147,MW0078, and MW0130.
D42	Team consensus reached for removal of the following wells from the 2019 LTM due to achieving two consecutive clean results and are not delineating periphery: NPSH-MW0036, MW0087, MW0106, MW0148, MW0150, and MW0151.
D43	Team consensus reached to install well at DPT location with concentration greater than 2,000 ?g/L of TCE in the area of NPSH-MW0036 and add this location to the LTM program.

Minute Id	Presenter	PRL SWMU
M10	Neumann, Chris	LAUNCH COMPLEX 34 (SWMU CC054)

Topic

Launch Complex 34 (SWMU CC054)

Discussion

Previous IM conducted in 2000 to excavate soil with PCBs greater than FDEP ISCTL from three areas. Soil re-assessment sampling conducted from 2014 to 2018. Goal of re-assessment was to confirm the presence or absence of PCBs, TRPH, and/or dioxins/furans and delineate contamination to FDEP RSCTLs at 9 LOCs (8 LOCs not previously investigated, and 1 LOC previously delineated to Industrial SCTL. Team consensus was reached on 20 excavation areas presented in March 2018 IMWP.

The IM objective was to excavate contaminated soil with PCBs, TRPH, and/or dioxins/furans (TCDD TEQ) at concentrations greater than RSCTLs from 20 areas and dispose of off-site (total volume of 1,622 cubic yards, total area 1.48 acres).

IM Overview
? 2,328.1 tons of soil (77 truckloads) were sent to OMNI Landfill. Each truck was inspected before site exist; manifested, inspected and weighed at landfill.
? 52 truckloads of backfill, 32 truckloads of topsoil placed.
? Restoration/demobilization activities were conducted 10 to 14 September 2018. Applicable areas were hydroseeded and watered and equipment removed from site.

Deviations from IMWP
? Area 1 was hand excavated around tight areas rather than using vacuum truck.
? At Area 13, a track machine was needed in some portions of area due to flat tire on wheel loader from rebar.
? Area 14, the elevator pit, had a planned excavation of 5ft. Soil was actually excavated to 2 feet due to encountering metal debris below that depth. There was a minimal amount of soil below 2 ft.
? Area 20 had vehicular access issues due to soft sand.

Team consensus reached for NFA for 20 areas excavated in this IM.

Further investigation into Electrical Substation T-2 (LOC 2) is ongoing due to PCB concentrations greater than 50 milligram per kilogram (mg/kg) and cleanup will be conducted as a separate IM.

Goal

Present soil excavation interim measures and obtain Team consensus on path forward.

Decision Id	Decision
D44	Team consensus reached for NFA for 20 areas excavated in this IM.

Minute Id	Presenter	PRL SWMU
M11	Neumann, Chris	RADAR WIND PROFILER SITE D (PRL 194)

Topic

Radar Wind Profiler Site (RWPS) (PRL 194)

Discussion

RWPS is used for remotely operated camera and video coverage of launches from KSC and CCAFS (located southeast of LC39A along the coastline). SWMU Assessment conducted 2010 to 2011 identified 5 LOCs. Confirmation sampling was conducted in November 2017 and March 2018. PCBs were detected at LOC 2 (electrical load break switch 310) greater than R-SCTLs and LOC 3 (electrical substation 1161) greater than I-SCTL. Team consensus was reached on IM for soil excavations at LOCs 2 and 3 (meeting minute 1805-M07, decision 1805-D21).

Excavation was performed on 18 September 2018. Six tons of affected soil was disposed of and staged at East Crawler Park Site rather than on-site due to limited volume. Backfilled with topsoil that had been sampled to ensure it met FDEP criteria for backfill. Site restoration conducted on 17 October 2018 (sod placed after backfilling and grading).

NASA will submit a SRCO.

Team consensus reached for NFA for soil at RWPS.

Goal

Present soil excavation interim measure and obtain Team consensus for NFA.

Decision Id	Decision
D45	Team consensus reached for NFA for soil at RWPS.

Minute Id	Presenter	PRL SWMU
M12	Murphy, Alex	PAINT AND OIL LOCKER (SWMU 067)

Topic

Paint and Oil Locker (POL) (SWMU 067)

Discussion

POL air sparge system operations report for period from February 2018 to March 2018. System was shutdown permanently 23 March 2018.

POL Groundwater Monitoring Results:
Samples were collected from 1 monitoring well in March 2018 and 13 monitoring wells in May 2018 and October 2018. TCE was greater than GCTLs in 7 wells and have been less than NADC since baseline sampling except at MW0034S. VC was less than GCTL in all wells except MW0026S and MW0034S in May 2018. All other VOC concentrations remain less than the GCTLs.

TCE and VC concentrations remain less than NADCs in all wells except MW0034S.
? TCE concentrations were observed to be increasing throughout 2018 (340, 1,000, and 3,300 g/L in March, May, and October 2018, respectively).
? TCE concentration in October 2018 (3,300 g/L) is the highest it has been since November 2017 (4,100 g/L)
Monitoring wells MW009SI, MW009I, MW0021S, MW0029S, MW0031S, and MW0031I remain below the GCTLs.

Is it worth excavating at POL near MW0034S as the soil investigation highest results were shallow? NASA suggested considering excavation and will discuss internally.

What is the big picture for the entire site? Not moving toward NFA at the site; therefore, PARM may not be the appropriate path forward. Source area was sampled around building where drums were stored. Now that the building has been demolished.

Full Meeting Record

Print Report | Export to Excel | Create PDF

Meeting Code	Entry Date	Start Date	End Date	Type	Location
1906	8/15/2019	6/6/2019	6/7/2019	Full Partnering Team Meeting	Kennedy Space Center-FL

Description

June 2019 Team Meeting

Attendees

AECOM: Krista Sommerfeldt; Matt Zenker
CORE: Harlan Faircloth
FDEP: John Armstrong; John Winters
Geosyntec: Joseph Bartlett; Audrey Batzer; Mike Burcham; Oliva Cain; Rebecca C. Daprato; Melissa Hensley; Jim Langenbach; Davis Lofton; Eric Sager
HGL: Tim Jellett; Richard Smith
Jacobs: Jason Glasgow
Jacobs Engineering: Deda Johansen; Craig Kish; Patriick Lawler
KEMCON: Michelle Ramsey Moore
NASA: Anne Chrest; Mike Deliz; Dan Heggen; Lindsay Morgan; Ryan O'Meara; Dinh Vo
Tetra Tech: Scott Anderson; Jennifer Buel; Pike Chris; Sarah Damphousse; Mark Jonnet; Alex Murphy; Chris Neumann; Chris Pike; Mark Speranza

Minute Id	Presenter	PRL SWMU
M1	TEAM, TEAM	KSC REMEDIATION TEAM MEETINGS

Topic

Meeting Minutes and Miscellaneous Items

Discussion

Team consensus reached that revision 1 meeting minutes for the April 2019 Team meeting are final. Team members acknowledged and did not object to the fact that the meeting minutes may become public as part of a final report at a later date.

CAMP: please update and get any revised dates to NASA.

Per FDEP correspondence letter dated (March 22, 2019) RPM Ryan OMeara will provide a site history of the Visitor Center Maintenance Area (SWMU 099) at a future team meeting.

Goal

Decision Id	Decision
D1	Team consensus reached that revision 1 meeting minutes for the April 2019 Team meeting are final. Team members acknowledged and did not object to the fact that the meeting minutes may become public as part of a final report at a later date.

Act. Item Id	PLR/SWMU	Status	Date Closed
A1	VISITOR COMPLEX MAINTENANCE AREA (SWMU 099)	Active	

Responsible Party

Ryan O'Meara

Action Item

Per FDEP correspondence letter dated (March 22, 2019) RPM Ryan OMeara will provide a site history of the Visitor Center Maintenance Area (SWMU 099) at a future team meeting.

Comments

Minute Id	Presenter	PRL SWMU
M2		COMPONENT CLEANING FACILITY (SWMU 030)

Topic

Components Cleaning Facility (CCF) (SWMU 030)

Discussion

The overall corrective action objective for CCF is to reduce concentrations of the contaminants of concern (COC) to below Florida Department of Environmental Protection (FDEP) Groundwater Cleanup Target Levels (GCTL). The objective of the Hot Spot 1 Interim Measure (IM) is to treat the chlorinated volatile organic compounds (CVOC) high concentration plume where concentrations exceed their respective Natural Attenuation Default Concentration (NADC) to support transition to Monitored Natural Attenuation (MNA).

Hot Spot 1 site background and original air sparge system operations were presented at the meeting and in the provided advanced data package.

A3	Q6 RADAR STATION (PRL 214)	Active	

Responsible Party
John Armstrong
Action Item
Discuss with FDEP Management to ensure Alternative Soil Cleanup Target Levels approved for use by Cape Canaveral Air Force Station for barium and copper may be applies to Kennedy Space Center sites.
Comments

Minute Id	Presenter	PRL SWMU
M12	Jonnet, Mark	LAUNCH COMPLEX 34 (SWMU CC054)

Topic
Launch Complex (LC) 34 Solid Waste Management Unit (SWMU) #CC054 Hot Spot 5 Site Characterization
Discussion
An extensive site history was presented. The objective of the Hot Spot 5 Site characterization is to delineate horizontal and vertical extent of ten times Natural Attenuation Default Concentrations (NADC) as well as to determine dissolved plume conditions along Phillips Parkway. The area south of Phillips Parkway is beyond the geographic area of the permit the Cape Canaveral Air Force Station has issued to the National Aeronautics and Space Administration (NASA). Due to the hot spot size, Kennedy Space Center Remediation Team (KSCRT) delineation rules of thumb are not tenable. Refinement within Hot Spot 5 will be coupled with future Interim Measures (IM). Dataset includes 953 samples from 200 locations collected via direct push technology (DPT) in 2010, 2011, and 2015 to 2019. Data evaluation intervals: 0-10 ft, 10-15 ft, 15-20 ft, 20-28 ft, 28-34 ft, and greater than 34 ft BLS. Trichloroethene (TCE), cis-1,2-dichloroethene (cDCE), trans-dichloroethene (tDCE), and vinyl chloride (VC) are greater than Groundwater Cleanup Target Levels (GCTL). All tDCE results greater than GCTLs coincide with cDCE results greater than GCTLs; therefore, tDCE is not discussed independently. cDCE and VC exceeded NADCs and ten times NADC. Hot Spot and High Concentration Plume extends to 34 ft BLS with the exception of DPT0712 being the only locations with a 38 ft BLS sample greater than NADC. No other compounds exceeded GCTLs in this area based on Biennial Site-wide Long Term Monitoring (LTM). Freon was analyzed in 440 samples; all results were below detection limits. Hot Spot 5 Area of Investigation plume has very little TCE and is comprised of cDCE and VC exceeding NADCs to a depth of 34 ft BLS, with the exception of DPT0712 760 micrograms per liter (g/L) in Hot Spot 5/7 area. Cross-sections were generated for cDCE and VC to demonstrate vertical extents of Hot Spot and High Concentration Plume with the exception of DPTs 281, 290, 293, and 297 shown on D-D. Note these samples are adjacent to the Hydraulic Capture System Shallow Capture Zone. Hot Spot 5 boundary is west of the upgradient source and adjacent to the Shallow Capture Zone of the Hydraulic Capture IM system, to date over 65,000 pounds of volatile organic compounds (VOC) have been destroyed. Hot Spot 5 is 23.5 acres with isolated area around DPT0723 VC at 1,300 g/L. Team consensus reached that Hot Spot 5 is adequately horizontally and vertically delineated. There are approximately 1,600 total pounds of mass, 1,205 and 374 pounds of cDCE and VC, respectively. The upgradient source for Hot Spot 5 is being treated by Hydraulic Capture IM. Hot Spot 5 is above Layer 4 in sandy units. Hot Spot 5 is a prime candidate for air sparging based on success of the LC34 Hot Spot 6, 516S, Converter Compressor Building, and Fluid Servicing Road Area IMs. The objective of the Hot Spot 5 IM is to remediate contaminated groundwater within treatment zone to support transition to Monitored Natural Attenuation (MNA) and prevent additional contaminant migration beyond Phillips Parkway. Team consensus reached to implement the Hot Spot 5 barrier wall north of Phillips Parkway. Team suggested adding additional barrier walls closer to the source zone as permanent cleared paths already exist. Will not implement other proposed air sparge well installation outside of the barrier wall. Suggestion was also made to consider horizontal air sparge wells.
Goal
Present Hot Spot 5 Site characterization.

Decision Id	Decision
D70	Team consensus reached that Hot Spot 5 is adequately horizontally and vertically delineated.
D71	Team consensus reached to implement the Hot Spot 5 barrier wall north of Phillips Parkway.

Minute Id	Presenter	PRL SWMU
M13	Jonnet, Mark	LAUNCH COMPLEX 34 (SWMU CC054)

Topic
Launch Complex (LC) 34 SWMU #CC054 TSCA Interim Measure Work Plan
Discussion
Site-wide polychlorinated biphenyl (PCB), total recoverable petroleum hydrocarbons (TRPH), and dioxin/furan contamination in soil from former electrical substations and paint releases has been addressed except for one area. LOC 2 Toxic Substances Control Act (TSCA) - Electrical Substation T-2 located on southern edge of launch pad. Western transformer bay installed in 1960, eastern transformer bay added sometime between 1963-1968. The date of electrical equipment removal is unknown. Remaining site features include: ? transformer bays with concrete floors, divider walls, and a back wall adjacent to the launch pad ? concrete support wall for the former cable tray that runs from pad to blockhouse

? two concrete electrical/communication utility manhole vaults with steel lids adjacent to the cable tray wall

A site history of soil investigations at the site was presented.

Soil reassessment results identified PCB concentrations equal to or exceeding 50 milligram per kilogram (mg/kg). Assessment objectives adjusted to delineate to PCB Bulk Remediation Waste Cleanup Level for High Occupancy, Unrestricted Use (1.0 mg/kg) per Kennedy Space Center PCB Generic Work Plan. Interim Measures objective is to remove all soil exceeding 1.0 mg/kg that is accessible without altering the transformer bays and cable wall based on the National Historic Landmark status. Land Use Controls will be implemented to address contamination left in place.

In 2014 soil reassessment, two soil samples collected for PCBs in front of transformer bays:
? SB0005 result of 6,050 mg/kg exceeded TSCA level,
? SB0006 result of 9.6 mg/kg exceeded Florida Industrial (I-) Soil Cleanup Target Level (SCTL)
? SB0107 collected to delineate SB0005 and the result of 20,900 mg/kg exceeded TSCA level.

May 2018 to May 2019, a total of 533 additional soil samples (including hold samples) collected from 151 locations to delineate PCBs. Samples were collected on a 10-ft grid. All PCB samples were extracted using Method 3540C (Soxhlet extraction). Delineation achieved to the PCB Bulk Remediation Waste Cleanup Level for High Occupancy, Unrestricted Use (1.0 mg/kg) per PCB Generic Work Plan.

Team consensus reached for Interim Measure (IM) delineation boundary at 0 to 0.5 ft BLS, for the areas shown in the June 2019 advance data package (ADP) with concentrations greater than or equal to 50 mg/kg and greater than or equal to 500 mg/kg.

Team consensus reached for IM delineation boundary at 0.5 to 2.0 ft BLS, for the areas shown in the June 2019 ADP with concentrations greater than or equal to 50 mg/kg and greater than or equal to 500 mg/kg.

Team consensus reached for IM delineation boundary at 2.0 to 3.0 ft BLS, for the areas shown in the June 2019 ADP with concentrations greater than or equal to 1.0 mg/kg and greater than equal to 50 mg/kg.

Team consensus reached for IM delineation boundary at 3.0 to 4.0 ft BLS, for the areas shown in the June 2019 ADP with concentrations greater than or equal to 50 mg/kg and greater than or equal to 500 mg/kg.

Team consensus reached for IM delineation boundary at 4.0 to 5.0 ft BLS, for the areas shown in the June 2019 ADP with concentrations greater than or equal to 1.0 mg/kg.

Team consensus reached for IM delineation boundary at 5.0 to 6.0 ft BLS, for the areas shown in the June 2019 ADP with concentrations greater than or equal to 1.0 mg/kg.

Team consensus reached on delineation of the 6.0 to 7.0 ft BLS to 1.0 mg/kg.

Team consensus reached on total petroleum hydrocarbon (TPH) delineation has been achieved and is within the PCB contaminant footprint and will be removed. Additionally, because TPH fractions were below their SCTLs, the TPH in soil is not a human health risk.

Dioxins/furans in Soil:
Soil samples SB005 and SB006 collected from edge of concrete at the transformer bays analyzed for 2,3,7,8-tetrachlorodibenzo-p-dioxin (TCDD) toxicity equivalent (TEQ), both results exceeded R- and I-SCTLs. Sixteen additional samples collected from perimeter of PCB footprint. Highest concentration at site was 19,300 pg/kg at SB0005 from 0 to 0.5 ft BLS (exceeded R-, I-, and Leachability SCTL). Samples along cable tray wall (SB0471, SB0485, SB0507) and one perimeter sample along south boundary (SB0579) exceeded SCTL. Vertical delineation sample collected at SB0471 the highest detection along the cable tray wall, results less than SCTL. Soil sampling on the western side of the wall not conducted, concrete walkway occupies the 0 to 0.5 ft BLS interval. SB0579 was re-collected and results were less than SCTLs.

Team consensus reached that dioxin/furan contamination is within the PCB contaminant footprint and will be removed.

Concrete:
Electrical equipment has been removed; therefore, there is no continuing contaminant source. The dimensions of the floor of both bays is approximately 48 ft by 30 ft and 8 inches thick. Concrete walls are 12 inches thick.
Twenty-five concrete samples (0-0.5 inches) collected from the floor of the transformer bays and concrete support wall corresponding to soil ground surface to 0.5 ft BLS interval.
? 18 concrete samples exceed 1.0 mg/kg
? 10 concrete samples also exceed 50 mg/kg
? Three samples were over 16,000 mg/kg.
  Highest detection was 27,000 mg/kg at CO0024
  Highest soil concentration beneath the floor was 83 mg/kg (SB0567, 4.0 ft BLS).
Further sampling not warranted to preserve integrity of concrete.
Because of LC34s, National Historic Landmark (NHL) status, minimal disturbance to site features is a priority; therefore, removing the concrete transformer bays is not recommended.

IM Approach for Concrete:
Remove and properly dispose of concrete along the southern edge of the transformer bays shown on Concrete Sampling Overview slide and excavate and dispose soil beneath removed concrete
  Leave contaminated concrete and soils beneath in place in accordance with 40 CFR 761.61(c) Risk Based Disposal Approval
  NASA proposes to leave the concrete slab in place and soils beneath it following the protocol outlined in 761.30(p), with the following modifications:
? Although it is unlikely any residual oils remain on the concrete surface, propose double wash rinse of concrete surface in accordance with Subpart S 761.375, to clean oil, dust and debris from surface.
? In lieu of encapsulation, enclose the area with a fence to prevent exposure of any receptors in this low occupancy area of the site.
? Affix ML Mark on back wall or on fence in accordance with 761.40
? Incorporate PCB soil/concrete contamination exceeding 0.5 mg/kg and fence into sites existing Land Use Control Implementation Plan.

Team consensus reached to leave PCB-contaminated concrete in place in accordance with the EPAs Risk Based Approval scenario.

LOC 2 Groundwater:
Five monitoring wells were installed and analyzed for PCBs, TRPH, dioxins/furans and chlorobenzenes. PCBs, TRPH, and dioxins/furans were

analyzed based on soil L-SCTL exceedances. Chlorobenzenes were analyzed based on historic use as a PCB diluent in dielectric fluid. PCBs exceed GCTL of 0.5 g/L in IW0122 and IW0148, but are below NADC of 50 g/L. Dioxins/furans were less than GCTL of 0.00003 g/L. TRPH and Chlorobenzenes were less than GCTLs.

Team consensus reached to install three wells (including an upgradient well and a side gradient well) to complete the groundwater delineation.

Team consensus reached that because IW0122 and IW0148 are in the 6 foot excavation screened intervals they will be compromised during excavation; therefore, both wells will be sampled and analyzed for PCBs prior to excavation and abandoned during excavation activities. Following the excavation, install a well at the monitoring well location with the highest detection and include in biennial LTM program.

Team consensus reached on proposed excavation Areas 1 to 6 for excavation depth to 0.5 ft BLS as presented in the June 2019 ADP.

Team consensus reached on proposed excavation Areas 7 to 11 for excavation depth 2.0 ft BLS as presented in the June 2019 ADP.

Team consensus reached on proposed excavation Areas 12 to 14 for excavation depth 3.0 ft BLS as presented in the June 2019 ADP.

Team consensus reached on proposed excavation Areas 15 to 18 for excavation depth 4.0 ft BLS as presented in the June 2019 ADP.

Team consensus reached on proposed excavation Area 19 for excavation depth 5.0 ft BLS as presented in the June 2019 ADP.

Team consensus reached on proposed excavation Area 20 for excavation depth 6.0 ft BLS as presented in the June 2019 ADP.

Team consensus reached on IM approach to remove 342 cubic yards of soil impacted with PCBs, TRPH, dioxins/furans.

Team consensus reached on IM approach to remove a portion of the concrete transformer bay slab and leave the remaining concrete in place, along with PCB soil impacts underneath the slab, under the EPAs risk based approval scenario.

Team consensus reached on IM approach to include PCB sampling prior to excavation to determine if well installation after excavation is required and incorporated into the biennial LTM program.

Team consensus reached to include residual PCB-impacted soil, concrete and groundwater and the fence into the sites existing LUCIP.

Goal

Present TSCA IM WP and obtain Team consensus on path forward.

Decision Id	Decision
D72	Team consensus reached for Interim Measure (IM) delineation boundary at 0 to 0.5 ft BLS, for the areas shown in the June 2019 advanced data package (ADP) with concentrations greater than or equal to 50 mg/kg and greater than equal to 500 mg/kg.
D73	Team consensus reached for IM delineation boundary at 0.5 to 2.0 ft BLS, for the areas shown in the June 2019 ADP with concentrations greater than or equal to 50 mg/kg and greater than equal to 500 mg/kg.
D74	Team consensus reached for IM delineation boundary at 2.0 to 3.0 ft BLS, for the areas shown in the June 2019 ADP with concentrations greater than or equal to 1.0 mg/kg and greater than equal to 50 mg/kg.
D75	Team consensus reached for IM delineation boundary at 3.0 to 4.0 ft BLS, for the areas shown in the June 2019 ADP with concentrations greater than or equal to 50 mg/kg and greater than equal to 500 mg/kg.
D76	Team consensus reached for IM delineation boundary at 4.0 to 5.0 ft BLS, for the areas shown in the June 2019 ADP with concentrations greater than or equal to 1.0 mg/kg.
D77	Team consensus reached for IM delineation boundary at 5.0 to 6.0 ft BLS, for the areas shown in the June 2019 ADP with concentrations greater than or equal to 1.0 mg/kg.
D78	Team consensus reached on delineation of the 6.0 to 7.0 ft BLS to 1.0 mg/kg.
D79	Team consensus reached on total petroleum hydrocarbon (TRPH) delineation has been achieved and is within the PCB contaminant footprint and will be removed, additionally, because TRPH fractions were below SCTLs, the TRPH in soil is not a human health risk.
D80	Team consensus reached that dioxin/furan contamination is within the PCB contaminant footprint and will be removed.
D81	Team consensus reached that dioxin/furan contamination is within the PCB contaminant footprint and will be removed.
D82	Team consensus reached to install three wells (an upgradient well and a side gradient well) to complete the groundwater delineation.
D83	Team consensus reached that because IW0122 and IW0148 are in the 6 foot excavation screened intervals will be compromised during excavation; therefore, both wells will be sampled and analyzed for PCBs prior to excavation and abandoned during excavation activities and install a well at the monitoring well location with the highest detection following the excavation and include in biennial LTM program.
D84	Team consensus reached on proposed excavation Areas 1 to 6 for excavation depth to 0.5 ft BLS as presented in the June 2019 ADP.
D85	Team consensus reached on proposed excavation Areas 7 to 11 for excavation depth 2.0 ft BLS as presented in the June 2019 ADP.
D86	Team consensus reached on proposed excavation Areas 12 to 14 for excavation depth 3.0 ft BLS as presented in the June 2019 ADP.
D87	Team consensus reached on proposed excavation Areas 15 to 18 for excavation depth 4.0 ft BLS

	as presented in the June 2019 ADP.
D88	Team consensus reached on proposed excavation Area 19 for excavation depth 5.0 ft BLS as presented in the June 2019 ADP.
D89	Team consensus reached on proposed excavation Area 20 for excavation depth 6.0 ft BLS as presented in the June 2019 ADP.
D90	Team consensus reached on IM approach to remove 342 cubic yards of soil impacted with PCBs, TRPH, dioxins/furans.
D91	Team consensus reached on IM approach to remove a portion of the concrete transformer bay slab and leave the remaining concrete in place, along with PCB soil impacts underneath the slab, under the EPA?s risk based approval scenario.
D92	Team consensus reached on IM approach to include PCB sampling prior to excavation to determine if well installation after excavation is required and incorporated into the biennial LTM program.
D93	Team consensus reached to include residual PCB impacted soil, concrete and groundwater and the fence into the site?s existing LUCIP.

End of this Meeting Record

Revision 0 Meeting Minutes for October 23rd, 2019

Revision 0 Meeting Minutes for October 23rd, 2019
Attendees:

John Winters/FDEP
Mike Deliz/NASA
Anne Chrest/NASA
Lindsay Morgan/NASA
Dinh Vo/NASA
Ryan O'Meara/NASA
Michelle Moore/KEMCON
Mark Speranza/Tetra Tech
Mark Jonnet/Tetra Tech
Debbie Wilson/Tetra Tech
Krista Sommerfeldt/AECOM
Richard Smith/HGL
Doug Sutton/HGL

1906-M01	Team	Meeting Minutes and Miscellaneous Items Team consensus was reached that Revision 0 of the meeting minutes for the August 2019 Team meeting are final (**1910-D01**). Team members acknowledged and did not object to the fact that the meeting minutes may become public as part of a final report at a later date. Open action items were reviewed by the Team. The following action items were closed: 1906-A01 (NASA) - Per FDEP correspondence letter (dated March 22, 2019) RPM Ryan O'Meara will provide a site history of the Visitor Center Maintenance Area (SWMU 099) at a future team meeting. This action is closed, as NASA provided FDEP with a briefing on this site during an internal meeting on 10/2/19. Based on that meeting, NASA will be submitting Site Rehabilitation Completion Order (SRCO) documentation using applicable alternate cleanup target levels for isopropylbenzene in groundwater and PAHs in soil. 1908-A02 (FDEP) - FDEP will check with their records department to add language that requires the preferred submission method of a report cover page with the CD only for report submittals moving forward. This action is closed, as FDEP has no concerns with only receiving electronic files of document submissions (CD only with cover page) since KSC does not have any legal requirements for hardcopy document submissions. **Result**: Decision item **1906-D01**
1910-M02	Mark Jonnet/	Launch Complex (LC) 34 (SWMU CC054)

Tetra Tech

Goal: Present DNAPL Source Zone Site Characterization Engineering Evaluation results and obtain team consensus that TCE groundwater contamination is delineated horizontally and vertically to 300 µg/L, and on the proposed remedial technologies moving forward in a Remedial Alternatives Evaluation (RAE) for the DSZ where TCE exceeds 3,000 ug/L.

Discussion: The objective of the dense non-aqueous phase liquid (DNAPL) Source Zone (DSZ) Site Characterization at Launch Complex 34 (LC34) was to delineate trichloroethene (TCE) to 300 micrograms per liter (µg/L). Field efforts were conducted from May 2018 to July 2019 and included the collection of multi-increment groundwater samples using Direct Push Technology (DPT), extraction of five soil cores to 80 feet (ft) below land surface (bls), installation of six monitoring wells (MWs) in Layer 8 for vertical delineation, installation of one recovery well (RW) in Layer 7, and aquifer testing of the new RW with two additional MWs installed to support aquifer testing.

Summary of Site Overview, History, Description and Geology:

The DSZ was first identified in the 1990s where the former Engineering Support Building (ESB) was located. Several test cells were completed from 1999-2003 to evaluate different remedial technologies, including Chemical Oxidation (ISCO), Six-Phase Heating (SPH), Steam Injection, Emulsified zero-valent iron (EZVI) and Bioaugmentation. These treatments were completed to a depth of approximately 43 ft bls. A Corrective Measures Study (CMS) was completed in 2007. The DSZ was based on a solids model developed where TCE was greater than or equal to 300 milligrams per kilogram (mg/kg), which included a 2-acre area to 75 ft bls. The recommended corrective measure alternative included a Land Use Control Implementation Plan (LUCIP) for groundwater use, Hydraulic Containment System (HCS) for the DSZ, monitored natural attenuation (MNA) with interim measures (IMs) in the high concentration plume (HCP), and MNA in the low concentration plume (LCP). LC34 is still in the CMS phase because there is no approval letter for the CMS; therefore, the HCS is considered an IM.

A briefing provided at the Battelle Conference in 2008 entitled "Remediation Costing and Interim Measure Selection for LC34"

included “time-to-cleanup” modeling scenarios, as well as costs for different remedial technologies. Cleanup timeframes to reach maximum contaminant levels (MCLs) ranged from over 900 years (no action) to 250 years (99% DNAPL source removal and dissolved plume control). This evaluation posed an important question: How much money do you spend to reduce the cleanup timeframe from “very long” to “long” on a barrier island with no exposure pathway?

Total net present value (NPV) costs for DSZ treatment technologies (first year cost + total operations, maintenance, and monitoring [OM&M] NPV) ranged from $4M for hydraulic containment to $55-$75M for large diameter auger (LDA)/Steam/Iron to 55 ft bls, and Enhanced Bioremediation from 55-85 ft bls. Considering NASA’s annual budget for environmental remediation and the question raised above, hydraulic containment was selected as the DSZ IM.

The current LC34 plume covers 327 acres (LCP), 162 acres (HCP), 63 acres (Hot Spots [HS]), and 11 acres (10x Hot Spots). The HCS began operation in 2009 and is still operating. The system includes 10 shallow RWs (15 to 45 ft bls), 7 deep RWs (50 to 80 ft bls), 12 deep injection wells, infiltration gallery, and air stripping units with catalytic oxidizer for treatment. To date, 205 million gallons of groundwater have been processed and 67,000 pounds of volatile organic compounds (VOCs) have been destroyed. In 2016, data collected from performance MWs in the DSZ did not appear to reflect concentrations in RWs. Subsequent DPT sampling identified results orders of magnitude higher than MW results. Additional DPT sampling identified DNAPL near the northern DSZ boundary, which led to this DSZ re-characterization effort.

Due to DSZ size, DPT spacing recommendations outlined in NASA’s Decision Process Document (DPD) for site characterization were not tenable. The recommended sampling spacing would have resulted in 792 DPT locations, which could have potentially taken up to 1.5 years to complete (assuming 1.5 DPT locations per day). In the interest of time and funding, an alternative sampling strategy was developed to support following the RAE Source Area Alternatives: LDA with Steam, Thermal Treatment, and Pump and Treat with amendment addition. This resulted in 89 DPT locations, with samples collected at 5 ft intervals from 8 to 98 ft bls from May 2018 through March 2019. A total of 1,196 samples were collected and

analyzed for Freon, TCE, dichloroethene (DCE), and vinyl chloride (VC). DNAPL was observed at seven locations.

Summary of TCE Site Characterization:

TCE results were presented for each DPT interval showing horizontal and vertical delineation to 300 µ/L at each interval:

Team consensus reached on delineation of the 8 ft bls interval (Layer1): TCE does not exceed 300 µ/L. **(1910-D02)**

Team consensus reached on delineation of the 13 ft bls interval (Layer 1): TCE does not exceed 300 µ/L. **(1910-D03)**

Team consensus reached on delineation of the 18 ft bls interval (Layer 1): TCE is adequately delineated horizontally to 300 µ/L. **(1910-D04)**

Team consensus reached on delineation of the 23 ft bls interval (Layer 1): TCE is adequately delineated horizontally to 300 µ/L. However, a suggestion was made to consider future additional groundwater assessment at this and at all depth intervals as needed based on FDEP concerns that the 300 µg/L TCE may not be fully delineated at all intervals based on lithology, horizontal sampling spacing, and vertical sampling spacing. **(1910-D05)**

Team consensus reached on delineation of the 28 ft bls interval (Layer 2): TCE is adequately delineated horizontally to 300 µ/L; however, there is a data gap at DPT612 which should be identified moving forward for the RAE. **(1910-D06)**

Team consensus reached on delineation of the 33 ft bls interval (Layer 3): TCE is adequately delineated horizontally to 300µ/L; however, there is a data gap at DPT658. **(1910-D07)**

Team consensus reached on delineation of the 38 ft bls (Layer 3): TCE is adequately delineated horizontally to 300 µ/L. **(1910-D08)**
Team consensus reached on delineation of the 43 ft bls interval (Layer 3/4): TCE is adequately delineated horizontally to 300 µ/L. **(1910-D09)**

Team consensus reached on delineation of the 48 ft bls (Layer 4/5): TCE is adequately delineated horizontally to 300 µ/L. **(1910-D10)** Team consensus reached on delineation of the 53 ft bls interval (Layer 5): TCE is adequately delineated horizontally to 300 µ/L. **(1910-D11)**

Team consensus reached on delineation of the 58 ft bls interval (Layer 5): TCE is adequately delineated horizontally to 300 µ/L; however, there are data gaps at DPT612 and DPT660 at this interval. **(1910-D12)**

Team consensus reached for delineation of the 63 ft bls (Layer 6): TCE is adequately delineated horizontally to 300 µ/L. **(1910-D13)**

Team consensus reached for delineation of the 68 ft bls interval (Layer 6): TCE is adequately delineated horizontally to 300 µ/L; however, there is a data gap at DPT612. **(1910-D14)**

Team consensus reached for the 73 ft bls interval (Layer 6): TCE is adequately delineated horizontally to 300 µ/L; however, additional delineation was not completed east of DPT685 due to the Blockhouse, which is part of LC34's National Historic Landmark. **(1910-D15)**

Layer 7 seems to be impeding vertical migration, as this layer is a fine-grained unit consisting of olive gray fine silty sand (SM) with white angular shell fragments. The TCE footprint at 78 ft bls shows how contamination has horizontally spread at this interval. DNAPL was identified at three locations in the 78 ft bls interval.

Team consensus reached for delineation of 78 ft bls interval (Layer 7): TCE is adequately delineated horizontally to 300 µ/L in the 78 ft bls interval. **(1910-D16)**

Team consensus reached for delineation of the 83 ft bls interval (Layer 7): TCE is adequately delineated horizontally to 300 µ/L; however, there are data gaps at DPT612 and DPT679.**(1910-D17)**

Team consensus reached for delineation of the 88 ft bls interval (Layer 7): TCE is adequately delineated horizontally to 300 µ/L; however, there is a data gap at DPT654. **(1910-D18)**

Team consensus reached for delineation of the 93 ft bls interval (Layer 7): TCE is adequately delineated horizontally to 300 µ/L. **(1910-D19)**
Team consensus reached for delineation of the 98 ft bls interval (Layer 7/8): TCE is adequately delineated horizontally to 300 µ/L in the 98 ft bls interval, however, there is a data gap at DPT674. **(1910-D20)**

Summary of Verification Sampling and Well Installation:

Verification sampling was conducted at select DPT locations (645, 648, 650, 656, and 679) to determine if TCE concentrations below 80 ft bls could be due to drag down. Soil cores were collected, and monitoring wells (IW155 to IW159) were installed at each location. Verification sampling confirmed high levels of TCE present in deep intervals with the exception of DPT656/IW157.

Additional wells were installed as part of the site characterization process to support potential expansion of the HCS into Layer 7, which is a fine-grained unit with high TCE concentrations. Recovery well, RW17, was installed for a pump test and monitoring wells, IW166 and IW167, were installed as observation wells for the pump test.

For vertical delineation, in Layer 8, four existing wells (01D2, 43D2, 44D2, and 45D2) have been sampled historically to vertically delineate the DSZ. Four additional monitoring wells (IW160 to IW163) were installed to complement the existing four wells. These wells were installed outside of the TCE > 300 µ/L contour in the intervals greater than 80ft bls to prevent drag down or conduits for vertical migration. TCE results from Layer 8 monitoring wells were all below GCTLs and serve as vertical delineation.

The Team reached consensus that the monitoring wells in Layer-8 vertically delineate the TCE. **(1910-D21)**

The team discussed sampling the Layer 8 wells which are recommended to be sampled as part of the next annual plume-wide sampling event schedule for December 2020.

Action item for NASA to work with Tetra Tech to make sure the deep wells get incorporated into the sampling program accordingly. **(1910-A01)**

Cross sections were presented to demonstrate the vertical extent of the TCE. A question was asked where the enhanced bioremediation test cell was done on the cross-section. It was determined that it was close to recovery well RW0001A as shown in cross section B-B', revealing that bioremediation was successful in the shallow zone.

Summary of Constant Rate Pumping Test -

Mass calculations show that there is still a lot of mass in the DSZ, with a lot of mass within the fine-grained units. Based on re-characterization data, it is estimated that 31,599 pounds of CVOCs are still present in the DSZ.

A 48-hour constant rate pumping test was conducted on RW17 in Layer 7. Wells were monitored for influence and varied from 25 ft to 200 ft away from RW17. Significant drawdown was observed in RW17, and influence was detected in the two monitoring wells 25 feet away. Analysis of Layer 6 and Layer 8 well pairs consistently exhibited upward gradients, suggesting that Layer 7 is confining or possibly semi-confining based on upward gradient maintained before and after HCS wells were turned on and off in the area. RW17 was added to the HCS system and is operating as a pilot study to determine mass removal over time.

Pumping zones were presented with each blue zone representing a one year capture zone of the HCS. A suggestion was made to turn off well RW5B because it has a low flow rate (2 gpm). Since RW5B has only operated a couple of months, more data should be evaluated prior to considering shutting off this well.

Summary of Pumping Rate Optimization -

HCS revised pumping rates and results over the last year were presented.

The pumping rates were optimized based on TCE concentrations. Some RWs were shut off over the past year based on low

concentrations. In the shallow zone (15 to 45 ft bls), the pumping rate was reduced from 42 to 24 gpm and TCE mass removal increased from 5.3 to 5.7 pounds per day. In the deep zone (50 to 80 ft bls), the pumping rate was increased from 42 to 49 gpm and TCE mass removal increased from 9.5 to 9.8 pounds per day.

With RW17 online at 1 gpm, the overall pumping rate of the system is 74 gpm. Since this optimization effort, three additional RWs were brought back online based on cDCE and VC concentrations in RWs, thereby increasing the system pumping rate to 83 pgm. The system is designed to handle up to 120 gpm; however, the highest rate is only 85-90 gpm due to back pressure issues.

HCS trend graphs were prepared for RWs within the TCE high concentration plume (HCP). The recovery wells that removed the majority of the mass included RWs 1A, 2A, 2B, and 17C.

A recap of the site conditions shows the DSZ underlies surface obstructions to include the Blockhouse, transformer pad, roadways, utilities, former ESB pad, parking area, and HCS. Layers 4 and 7 are fine grained units storing a lot of mass. Based on NASA's RAE expectations, preliminary discussions for treatment technologies have included 1) LDA with steam and ZVI, 2) In-situ thermal, 3) Pump and Treat with amendments, and 4) HCS expansion to control Layer 7. The target treatment contour would be 3,000 ug/L.

<u>Summary of Treatment Alternatives -</u>

The Team discussed the two aggressive treatment options to eviscerate the DSZ: 1) LDA and 2) in-situ thermal (Electrical Resistance Heating [ERH]).

For LDA, potential limitations include depth, future land use, cost and physical site features such as the proximity to the roadway and blockhouse:

- The largest Kelly Bar known is only 80 ft, which would not be deep enough.
- The Air Force is considering a new tow route through LC34 (based on the proximity of the new FPL power lines to Phillips Parkway).

- The DSZ underlies the existing roadway, so shutting down that roadway to complete LDA treatment may not be an option.
- LDA could not be used next to the blockhouse, as this is part of the site's National Historic Landmark.

It was stated that LDA has been used at Wilson Corners, with a second phase planned in the future. The biggest question for LDA is can this technology get down to 100 ft? A team member indicated that there are LDA companies with the capability to get to 100 ft. A suggestion was made that perhaps two technologies can be used, with LDA used for the majority of the DSZ and in-situ thermal used in the area of the roadway and blockhouse.

For ERH, because this technology is an in-situ technology, it may have fewer limitations than LDA with regard to the physical site features, but the power demand to supply the electrodes is a consideration. It was suggested to consider installing the electrodes over the course of several years to spread out the cost, and then bring in power once the infrastructure is in place.

The team discussed the need for an RAE and a design to look at possible implementation of a combination of options, with an updated cost model to remediate the source. The HCS IM will continue to run while alternatives are evaluated. It was stated that none of the options address the area near the building, and the bio option cannot treat a fine grain unit. NASA is looking at multiple technologies and may conduct LDA where possible, and in situ thermal by the blockhouse. This is the purpose of working up the RAE; to identify if one or coupled technologies will be implemented moving forward.

To address more of the source zone, Option 2 may be the best plan (option 1 – the company is having issues). It was suggested to wait another year before picking it up. The Team agreed, but right now the Team doesn't know any potential costs are for the technologies on the list. This RAE will provide that information. Another team member mentioned with option #2, costs can be split across years if you expand electros across the years. With LDA, it is more difficult to build year after year. A team member inquired if anyone has treated 2.5 acres with this contaminant? No one had. Everyone was

reminded that this is Air Force property and NASA is under a permit and there are many determining factors here, which is why NASA would like different options to consider. TetraTech is looking at phases to work through addressing contamination at the entire site. The size of the plume has changed, so the objective has changed. This is a math exercise, but good point to install thermal (electrodes) over next several years. NASA can buy what they can afford each year and bring the power in once the infrastructure is in place.

A team member inquired if this RAE would be presented in a phased approach. This could provide a contingency plan, even if step outs are required. The response was given that the CMS initially did this for us when evaluating the different technologies. The team member further inquired if we should produce a phased approach now to identify where to implement which technology first, and phase a technology every other year for a few years. It was noted that if we only clean up a portion, there is a potential for recontamination. It was added that part of the team consensus is the phasing through the IM. A team member stated then we wouldn't work up a RAE, we would just go straight to design and skip the evaluation. Another team member stated if we complete so many ERH cells and continue to expand as we get money, we can agree on the technology. In addition to the two aggressive options (LDA and ERH), two other options were discussed: 3) Pump and Treat with amendments and 4) HCS expansion to control Layer 7. Of these, Option 4 is currently being implemented and Option 3 may not be a viable option because the lithology would likely impede the amendments.

It was suggested to proceed with design and costing for ERH based on the footprints of Layer 4 and Layer 7.

Team consensus reached on the path forward to conduct a RAE using existing data to evaluate ERH install costs for TCE above 1) 3,000 µ/L and then above 2) 11,000 µ/L and base the designs on the footprints of Layer 4 and Layer 7. The cost analysis should also include any phasing opportunities in terms of infrastructure (i.e., installing electrodes first and then system equipment), as well as understand if power demands can be met. **(1910-D22)**

Results: Decision item 1910-D02-D22, Action Item 1910-A01

APPENDIX C

ADVANCED DATA PACKAGES

(HARDCOPY PROVIDED FOR NEW ITEMS, ALL OTHERS ELECTRONIC ONLY)

C.1 Dynamic Testing and Hot Spot 1 and 2 Investigation Results ADP
C.2 Engineering Evaluation – Step 1 Hot Spot 1 ADP
C.3 Engineering Evaluation – Step 1 Follow-Up Activities and Proposed Path Forward Hot Spot 1 ADP
C.4 Step 1 Engineering Evaluation: Hot Spots 3 and 4 ADP
C.5 Step 1B Engineering Evaluation: Hot Spots 3 and 4 ADP
C.6 Step 4C Engineering Evaluation Pumping Optimization and Hot Spot 3/4 Expansion ADP (NEW)
C.7 Hot Spot 5 Site Characterization ADP (NEW)
C.8 Hot Spot 6 Area of Investigation Site Characterization ADP (NEW)
C.9 DSZ Site Characterization Engineering Evaluation ADP (NEW)
C.10 Soil Interim Measures ADP (NEW)
C.11 T-2 Area Soil Interim Measures ADP (NEW)

ADVANCED DATA PACKAGE

C.1 Dynamic Testing and Hot Spot 1 and 2 Investigation Results ADP

Geosyntec consultants



Launch Complex 34 (LC34)

SWMU CC054

Dynamic Testing and Hot Spot One and Two Investigation Results

August 2008

Geosyntec consultants

Presentation Outline

- Brief site overview and background
- Dynamic testing
- Hot spot one investigation
- Hot spot two investigation

Geosyntec consultants

Site Overview and Background

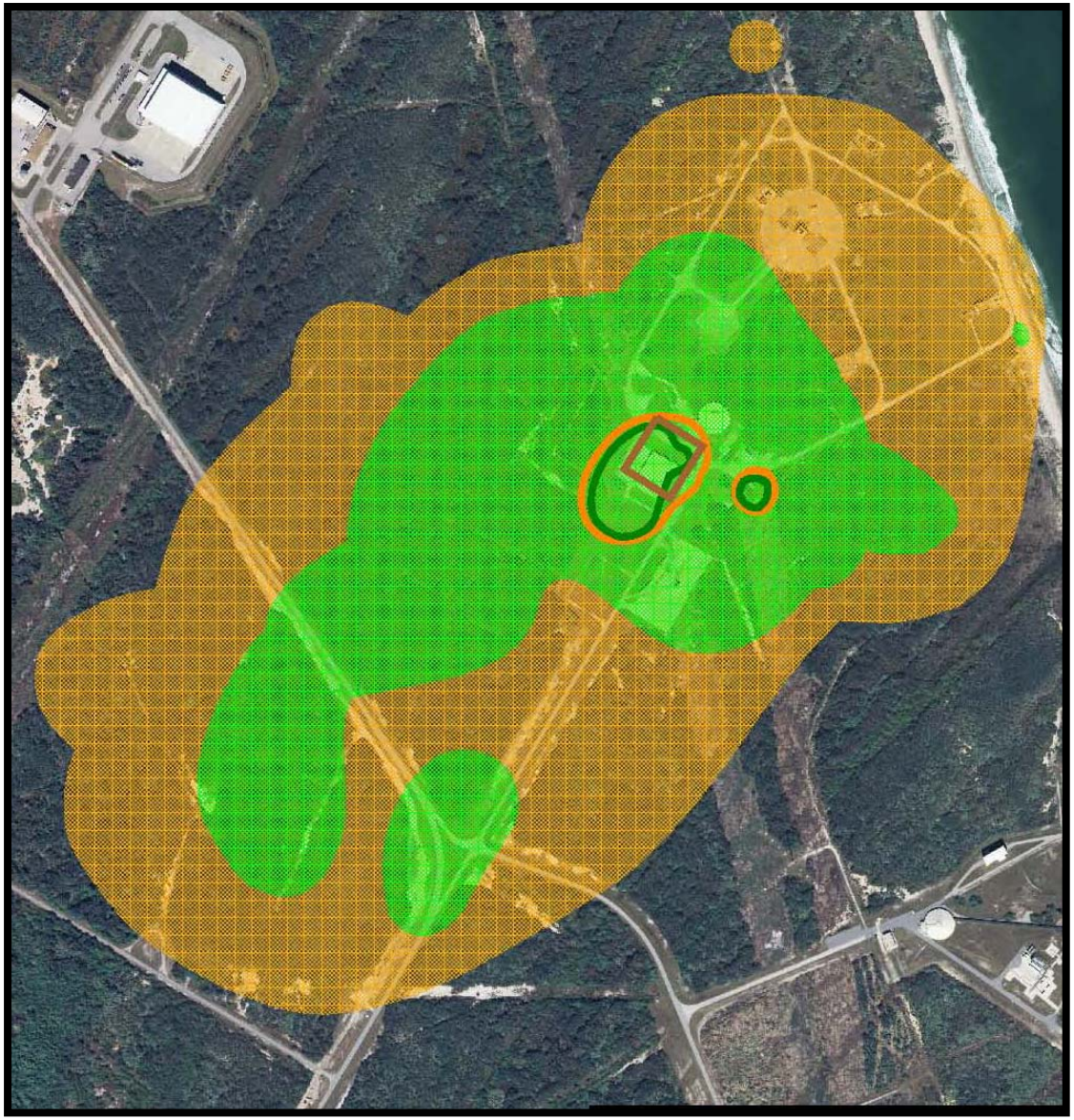

Site Overview and Background

Dynamic Testing

Hot Spot One

Hot Spot Two

Geosyntec consultants

Dynamic Testing

- Six stainless steel recovery wells installed using sonic drilling to provide hydraulic capture of DNAPL Source Zone (DSZ):
  - *Dynamic testing to confirm pumping rates and model refinement*
  - *Collection of dynamic samples for mass loading evaluation and accurate system component design*
- Three shallow recovery wells
  - *15 to 45 ft BLS screen interval*
- Three deep recovery wells
  - *50 to 80 ft BLS screen interval*

Site Overview and Background
Dynamic Testing
Hot Spot One
Hot Spot Two

Geosyntec consultants

Recovery Well Installation





Site Overview and Background

Dynamic Testing

Hot Spot One

Hot Spot Two

Geosyntec consultants

Dynamic Testing

- Dynamic Testing Activities:
  - *Two week time frame (6/26/08 – 7/11/08)*
  - *Operated three deep RWs for one week and three shallow RWs for one week*
  - *NASA Mobile air strippers used for GW treatment with GAC polishing prior to discharge to percolation area outside DSZ*
  - *Pressure transducers, pump controllers, etc. installed to collect additional data for model confirmation/refinement*
  - *During initial day of start-up PID screening performed to confirm no OSHA-based exposure levels exceeded*
  - *Collected dynamic samples for mass loading evaluation and accurate system component evaluation and design*

Geosyntec consultants

Dynamic Testing

Site Overview and Background

Dynamic Testing

Hot Spot One

Hot Spot Two









Dynamic Testing Results – Shallow RWs

- Total influent – 7 samples:
  - *TCE ranged from 170 to 197 mg/L*
  - *cDCE ranged from 64.9 to 109 mg/L*
  - *VC ranged from <10 to 26.1 mg/L*
- Individual RWs:
  - *RW-1A (average) = 11.3 mg/L TCE*
  - *RW-2A (average) = 270.5 mg/L TCE*
  - *RW-3A (average) = 385 mg/L TCE*

Geosyntec consultants

Dynamic Testing Results – Shallow RWs

- Individual RW pumping rates:
  - *RW-1A = 9.2 gpm*
  - *RW-2A = 5.5 gpm*
  - *RW-3A = 3 gpm*
- Total volume extracted/treated = 130,000 gallons
- Mass removed in 5 days at 17.7 gpm:
  - *167 lbs TCE, 274 lbs total VOCs*
  - *Equates to 8,000 lbs/month from 3 shallow RWs in DSZ*

Site Overview and Background

Dynamic Testing

Hot Spot One

Hot Spot Two

Geosyntec consultants

Dynamic Testing Results – Deep RWs

- Total influent – 5 samples:
  - *TCE ranged from 250 to 430 mg/L*
  - *cDCE ranged from 5.4 to 9.4 mg/L*
  - *VC less than detection limit <1.6 to <10 mg/L*
- Individual RWs:
  - *RW-1B (average) = 33.4 mg/L TCE*
  - *RW-2B (average) = 767 mg/L TCE*
  - *RW-3B (average) = 155 mg/L TCE*

Geosyntec consultants

Dynamic Testing Results – Deep RWs

- Individual RW Pumping Rates:
  - *RW-1A = 3 gpm*
  - *RW-2A = 3 gpm*
  - *RW-3A = 3 gpm*
- Total volume extracted/treated = 63,000 gallons
- Mass Removed at 9 gpm:
  - *305 lbs TCE, 313 lbs total VOCs*
  - *Equates to 9,400 lbs/month from 3 deep RWs in DSZ*

Site Overview and Background

Dynamic Testing

Hot Spot One

Hot Spot Two

Dynamic Testing Results – Inorganics

Sample Location	Date	Total Iron (µg/L)	Dissolved Iron (µg/L)	Calcium (µg/L)	Total Hardness (mg/L)	Alkalinity (mg/L)	TDS (mg/L)
Total Influent "B" Zone	06/26/2008	1,150	23 U	79,300	466	152	1,120
	06/30/2008	844	23 U	76,600	478	163	1,660
	07/02/2008	367	460 U	77,100	475	191	1,480
Total Influent "A" Zone	07/04/2008	3,180	460 U	85,500	456	308	1,060
	07/11/2008	770	23 U	89,200	223	313	940
Effluent Stripper	07/02/2008	766	23 U	77,100	475	73.0	1,510
	07/08/2008	649	23 U	81,100	407	310	1,070

- Langelier Index is 0.7 to 0.8 for "A" zone and 1.1 to 1.2 for "B" zone (slightly scale forming)
  - *Using average pH of ~7.7 from 15 to 45 ft BLS*
  - *Using average pH of ~8.1 from 50 to 80 ft BLS*
- Anti-scaling solution will likely be needed

Geosyntec consultants

Dynamic Testing Results – Summary

- Data collected is currently being utilized to develop appropriate treatment train
- Flow modeling based upon results is being used to expand deep capture zone
- Hydraulic containment via P&T:
  - *Provides Containment*
  - ***SIGNIFICANT*** *mass removal rate (**tons** per month)*

Site Overview and Background

Dynamic Testing

Hot Spot One

Hot Spot Two

Geosyntec consultants

NASA

Site Overview and Background

Dynamic Testing

Hot Spot One

Hot Spot Two

Deep Zone Flow Model

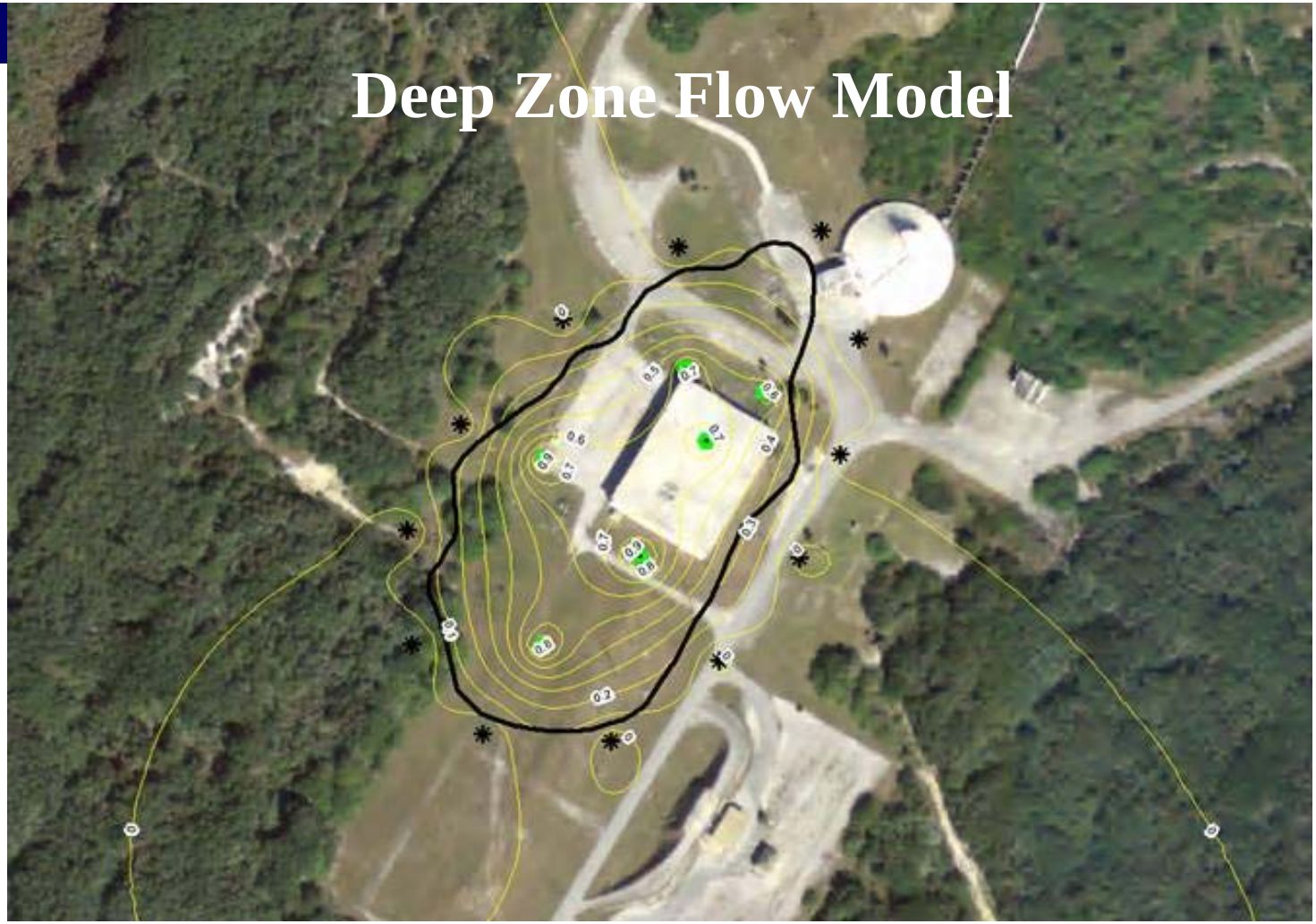

- Six Total RWs to provide capture of deep TCE plume >300 µg/L
  - Total deep zone pumping rate of 24 gpm
  - 3 Existing deep RWs @ 3 gpm
  - 3 Proposed deep RWs @ 5 gpm
  - 12 proposed Injection wells @ 2 gpm

Geosyntec consultants

NASA

Site Overview and Background

Dynamic Testing

Hot Spot One

Hot Spot Two

Shallow Zone Flow Model

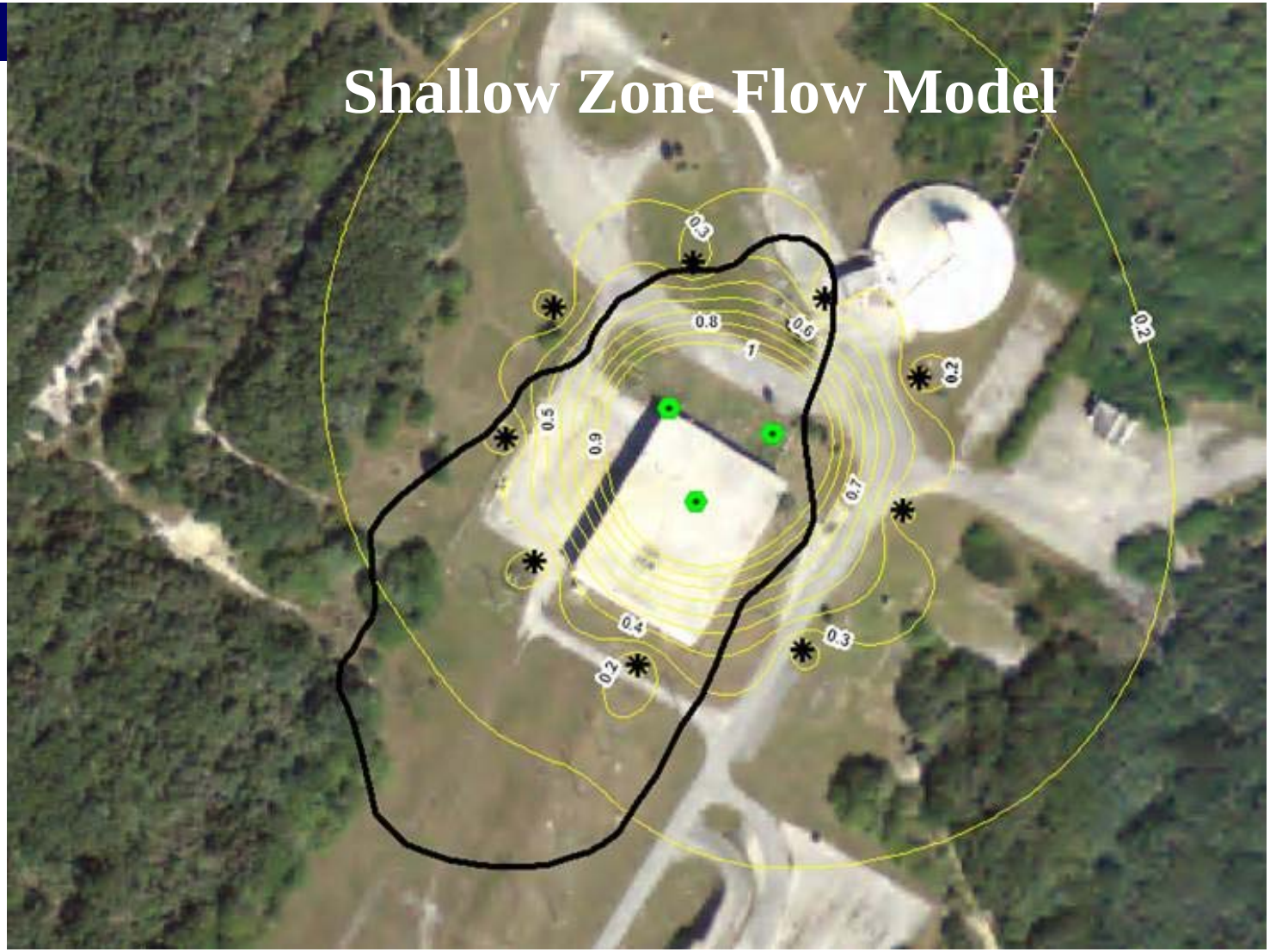

- Three existing RWs to provide capture of Shallow DSZ
  - Total deep zone pumping rate of 15 gpm
  - 3 Existing deep RWs @ 5 gpm
  - 9 proposed injection wells @ 1.7 gpm

Geosyntec consultants

Path Forward – Capture System Design

- Site Overview and Background
- Dynamic Testing
- Hot Spot One
- Hot Spot Two

- Complete containment system design to provide capture of:
  - *Shallow Zone DSZ*
  - *Deep Zone ~300 µg/L TCE footprint*
- Anticipate system sized for up to 50 gpm – with "interchangeable treatment train"
  - *Oxidation/stripping/GAC/Injection – PHASE 1*
  - *Stripping/GAC/Injection – PHASE 2*
  - *Stripping/Injection – PHASE 3*

Hot Spot One - Location



Hot Spot One Objective

Site Overview and Background

Dynamic Testing

Hot Spot One

Hot Spot Two

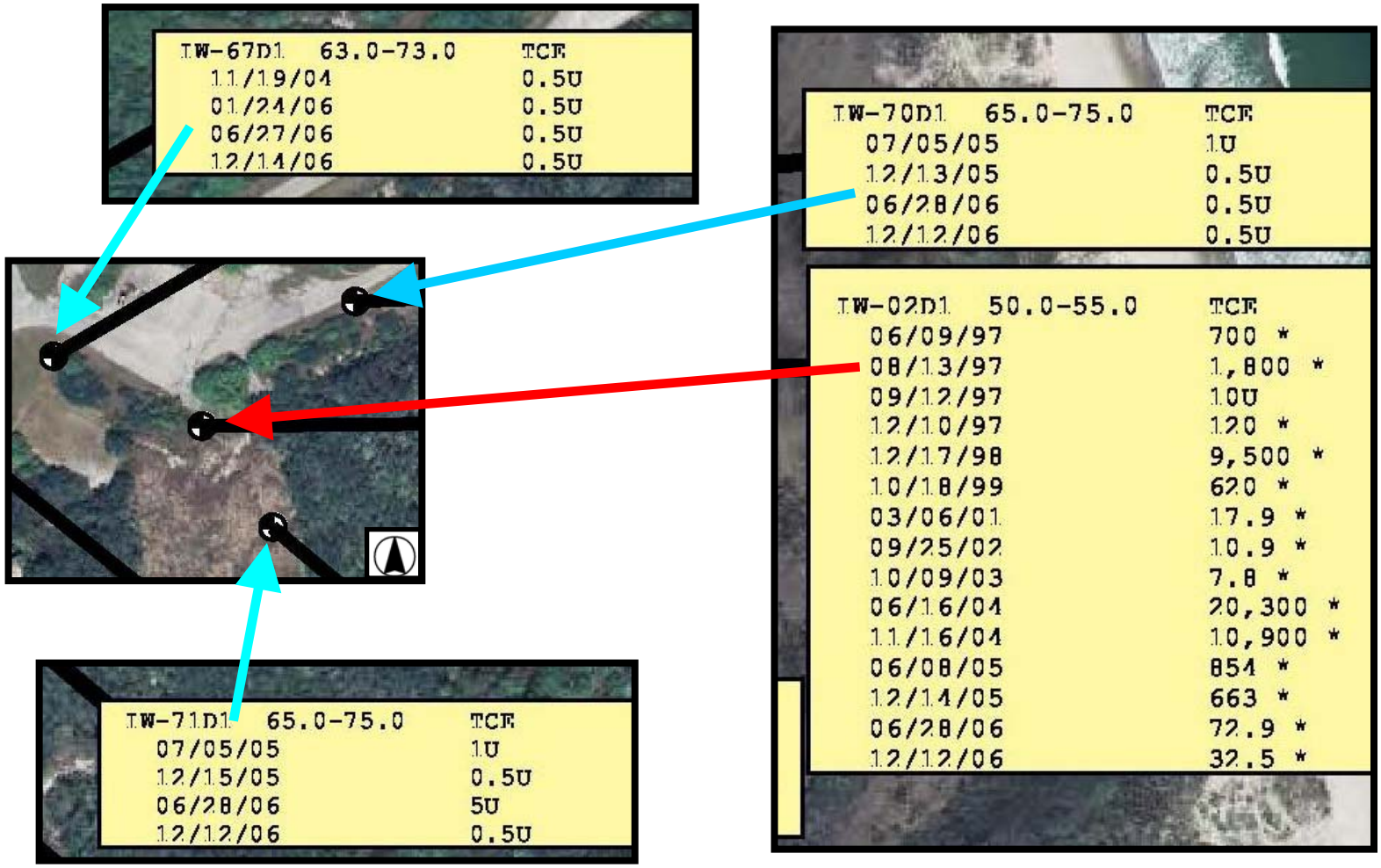

Hot Spot One Sample Locations

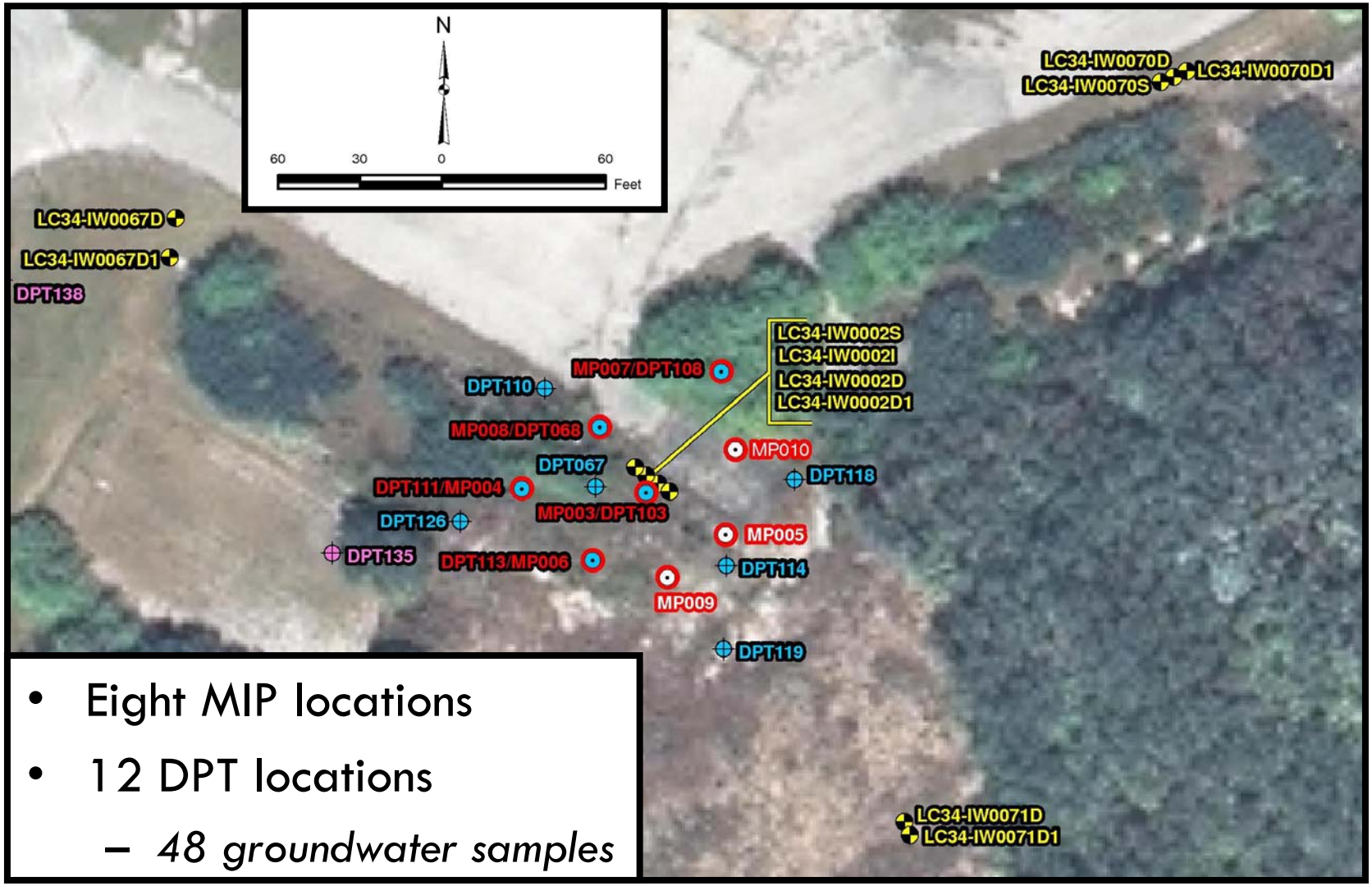

- Eight MIP locations
- 12 DPT locations
  - *48 groundwater samples*

Geosyntec consultants

MP003

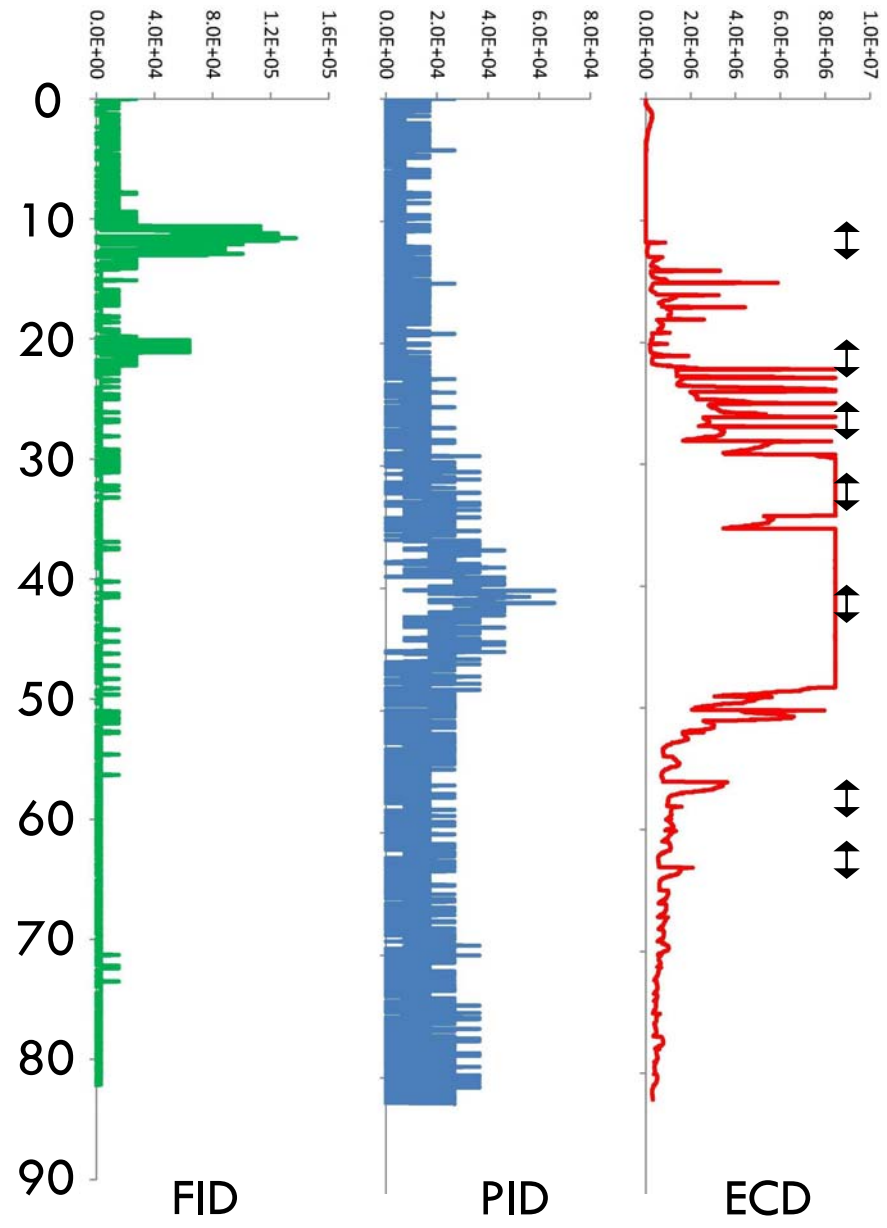

DPT103	
Interval (ft BLS)	TCE (µg/L)
12 to 16	40 U
20 to 24	200
25 to 29	3,300
31 to 35	42,000
41 to 45	141,000
56 to 60	39,100
61 to 65	43

Site Overview and Background

Dynamic Testing

Hot Spot One

Hot Spot Two

Hot Spot One
TCE 41 to 45 ft BLS

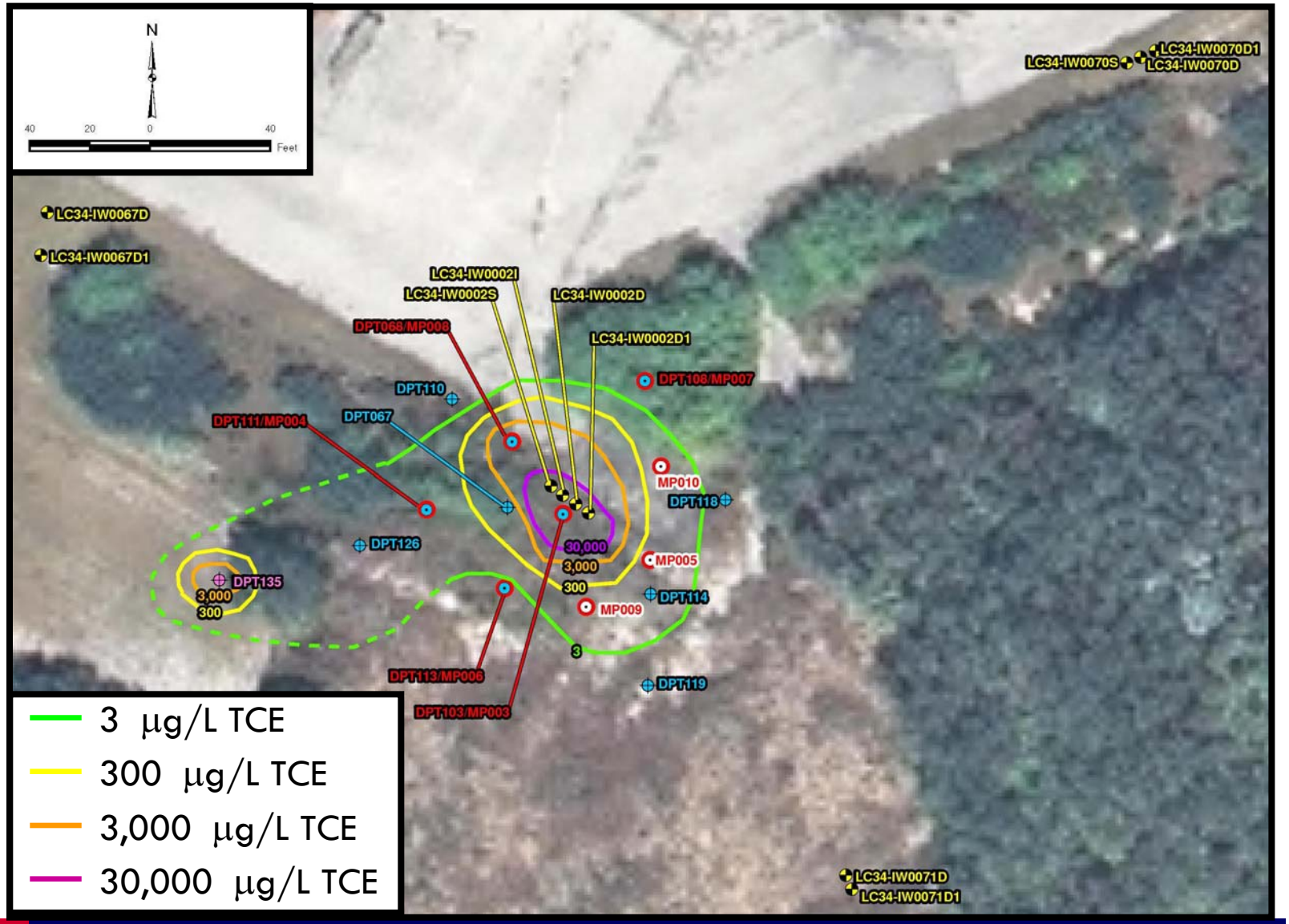

Hot Spot Two - Location

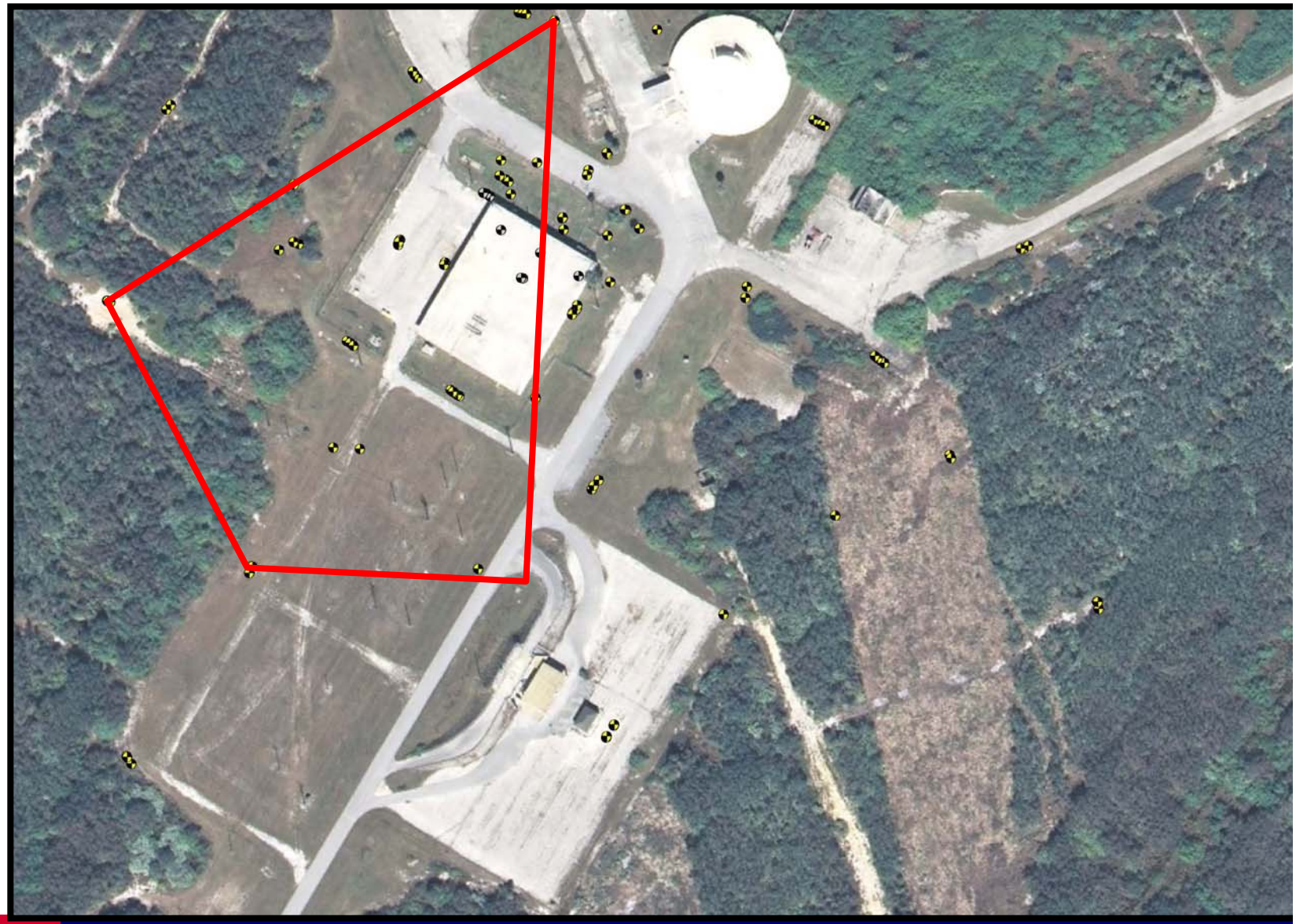

Hot Spot Two Objective

- To delineate TCE impacts in D1 zone (60 to 80 ft BLS)
- Attempted to answer other questions
  - *18 MIP locations*
  - *55 DPT locations*
  - **300** samples and counting….



Geosyntec consultants

NASA

Site Overview and Background

Dynamic Testing

Hot Spot One

Hot Spot Two

Hot Spot Two - Sample Locations

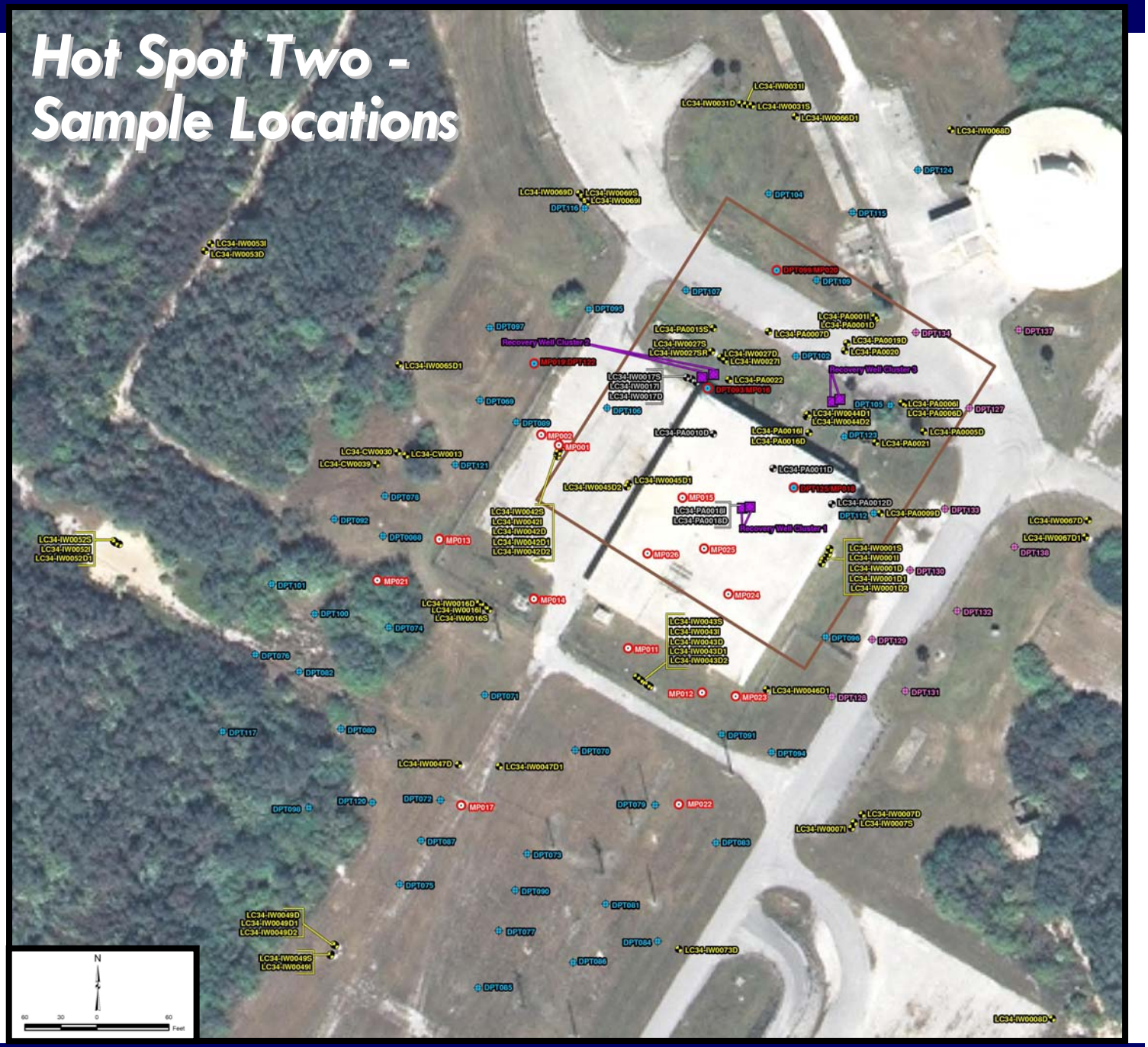

MP001

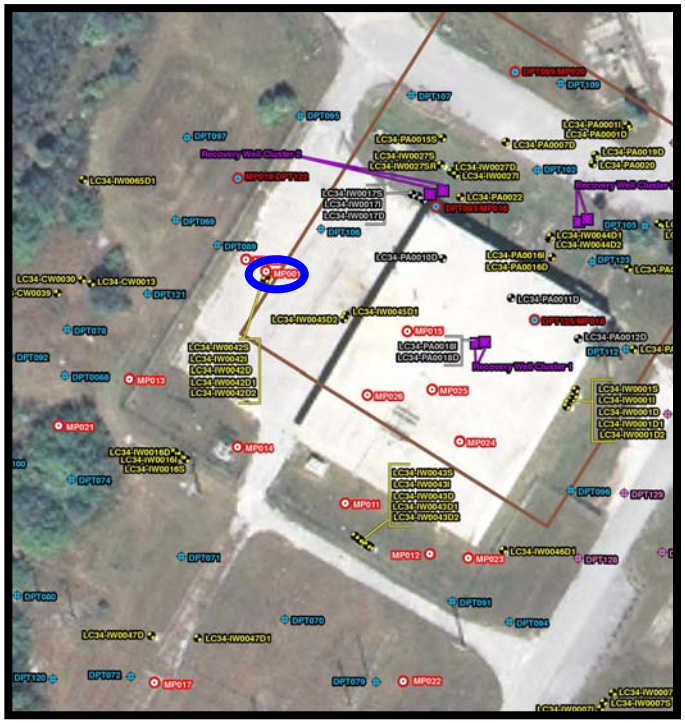



Site Overview and Background

Dynamic Testing

Hot Spot One

Hot Spot Two

Geosyntec consultants

MP016

Site Overview and Background

Dynamic Testing

Hot Spot One

Hot Spot Two

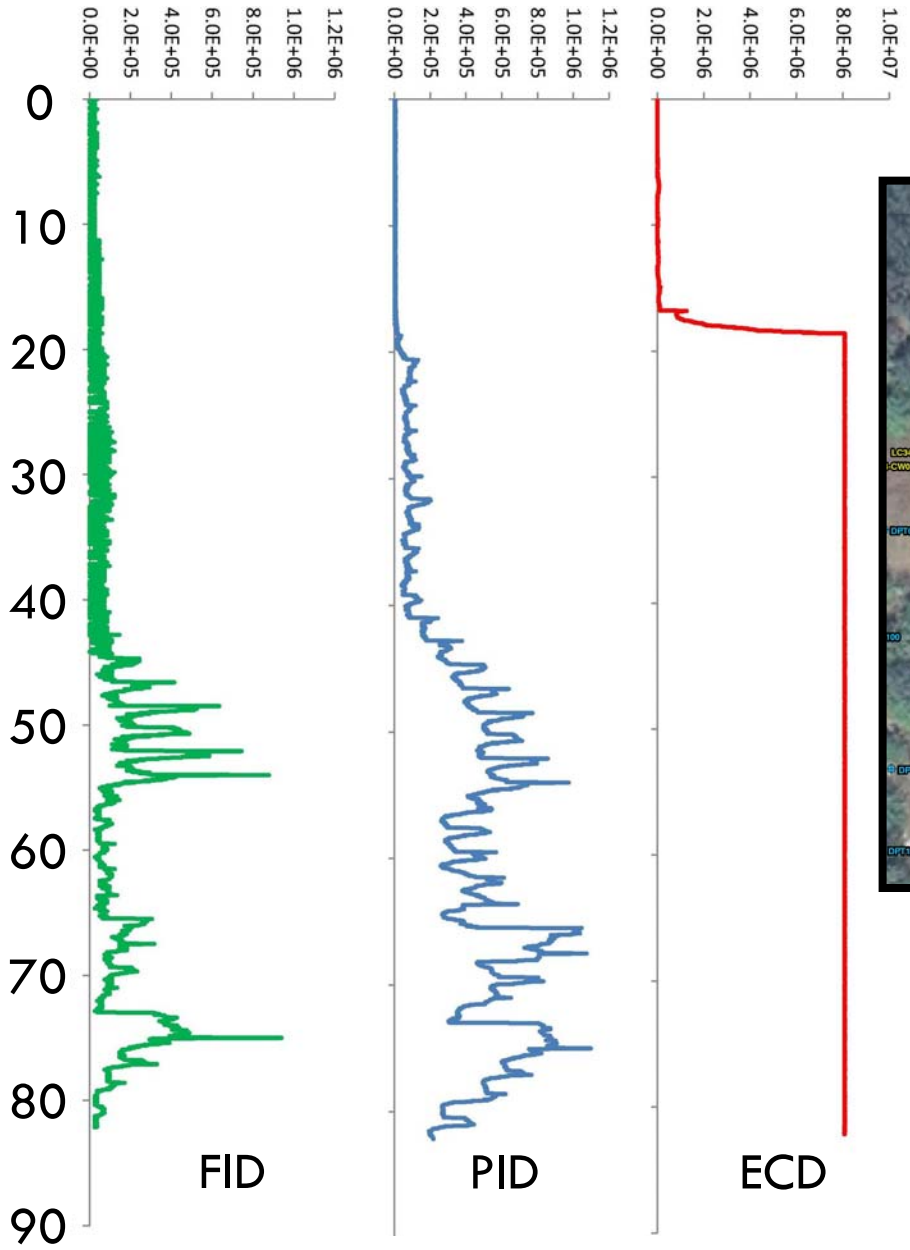

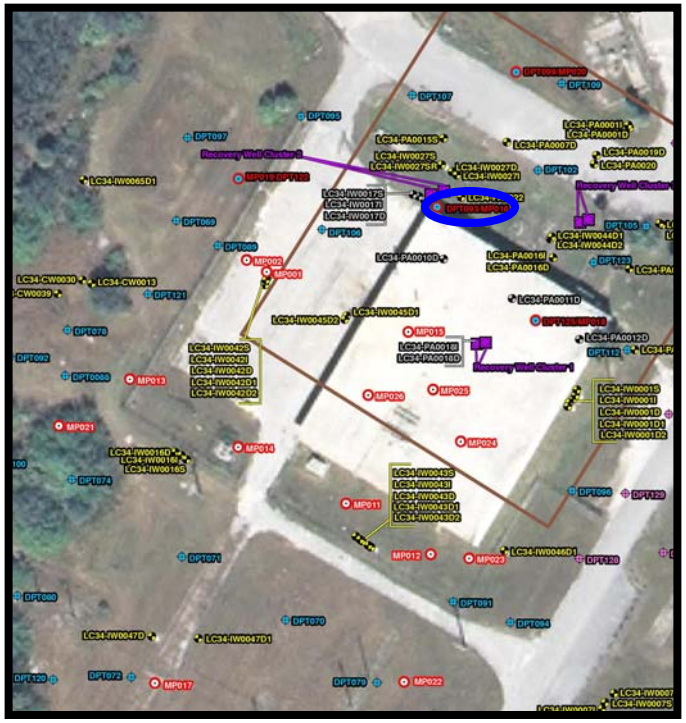

Geosyntec consultants

MP016

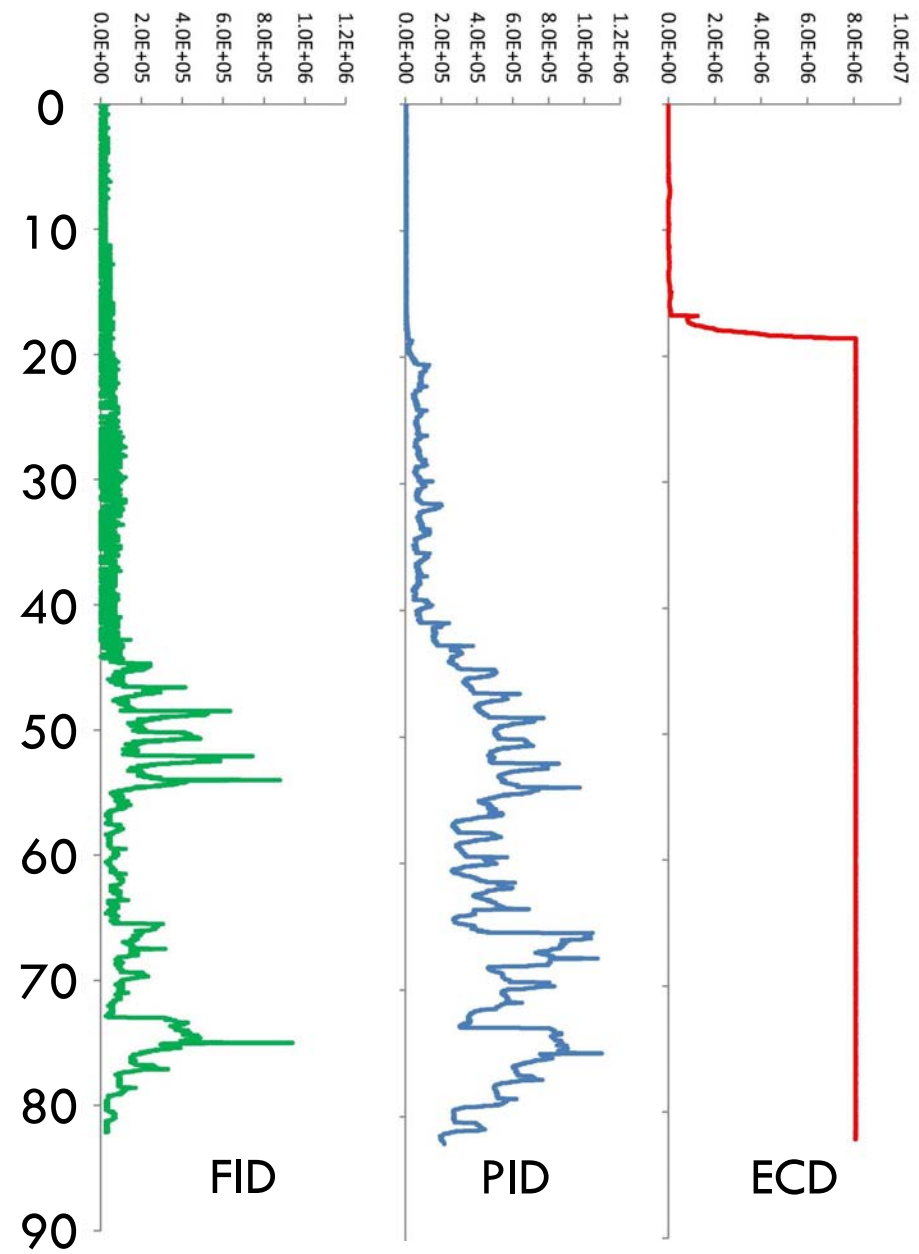

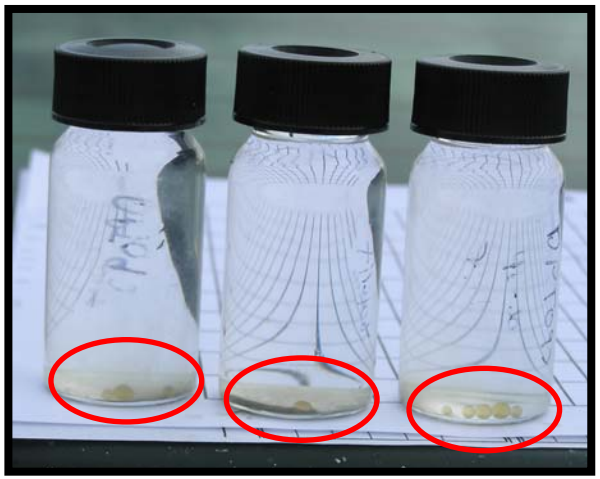

DNAPL in sample from 46 to 50 ft BLS

- Site Overview and Background
- Dynamic Testing
- Hot Spot One
- Hot Spot Two

Geosyntec consultants

MP016

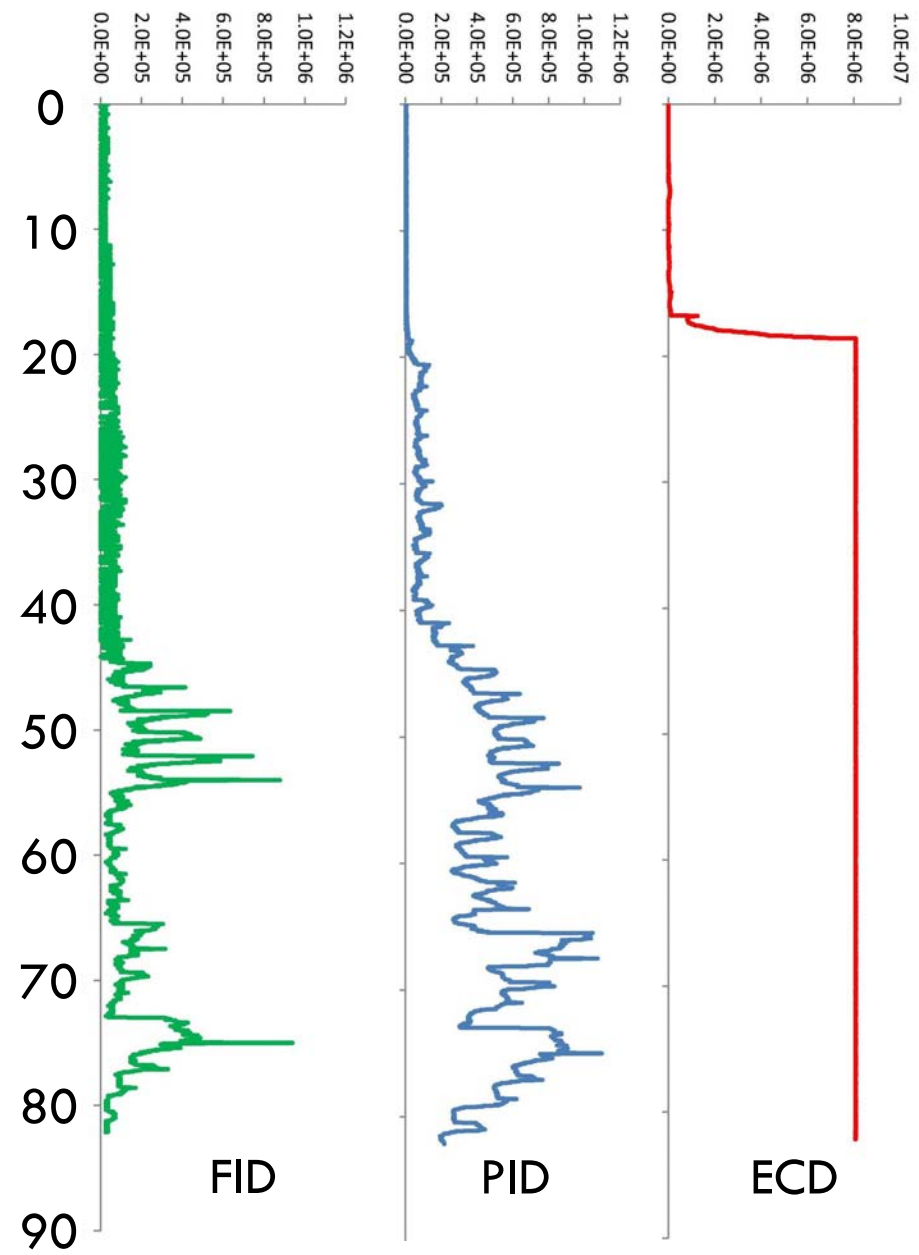



DNAPL in sample from 76 to 80 ft BLS!!!!

Site Overview and Background

Dynamic Testing

Hot Spot One

Hot Spot Two

Geosyntec consultants

MP016

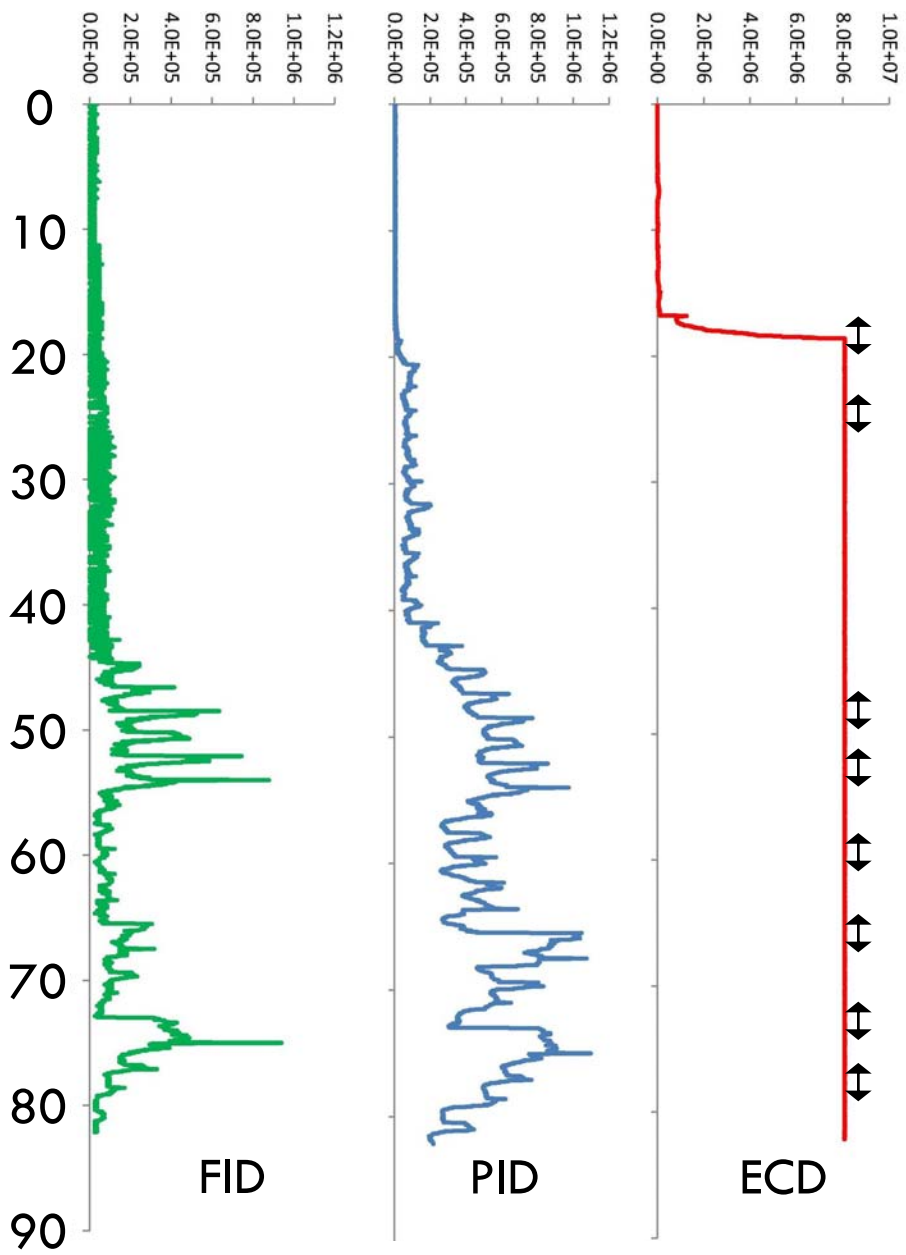

DPT093	
Interval (ft BLS)	TCE (µg/L)
16 to 20	200 U
23 to 27	459,000
46 to 50	DNAPL
51 to 55	1,250,000
58 to 62	578,000
64 to 68	666,000
71 to 75	1,510,000
76 to 80	DNAPL

Site Overview and Background

Dynamic Testing

Hot Spot One

Hot Spot Two

MP018

Site Overview and Background

Dynamic Testing

Hot Spot One

Hot Spot Two

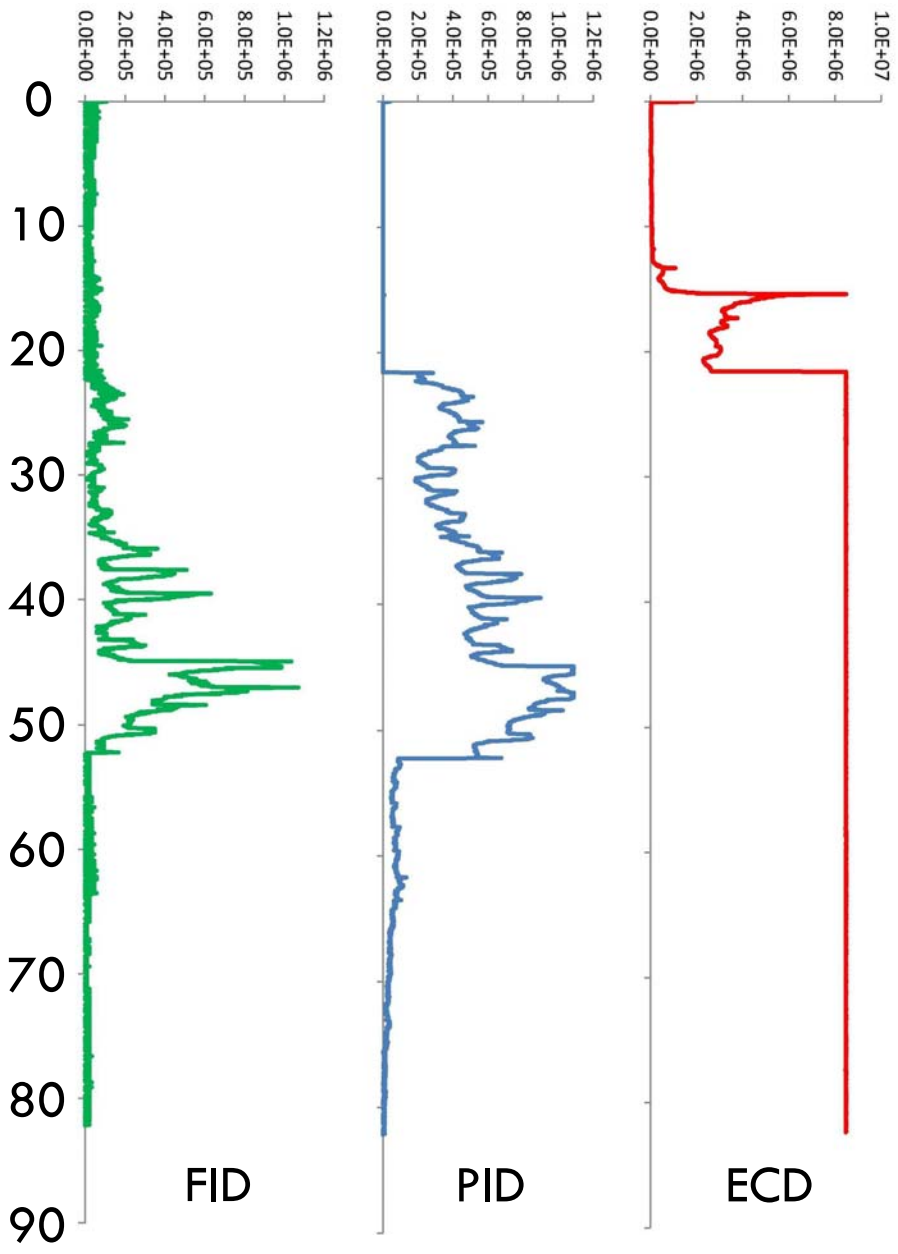

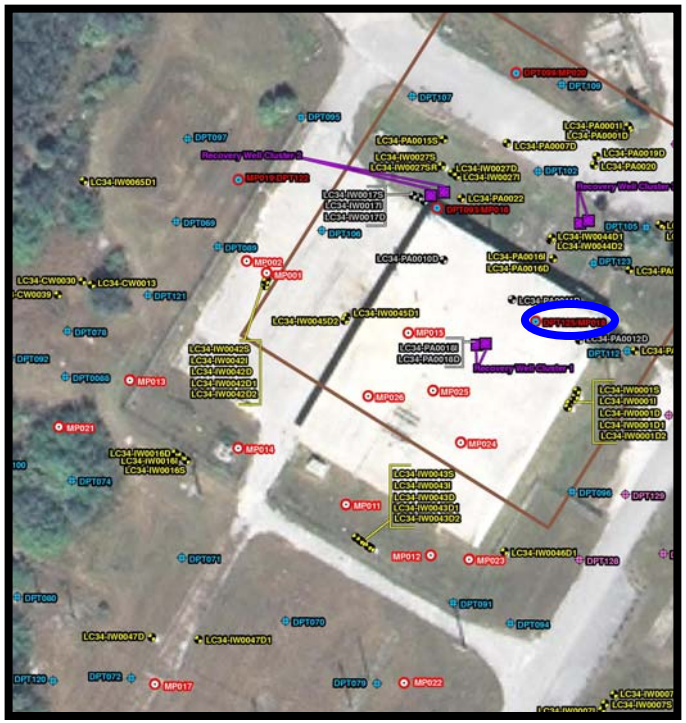

Geosyntec consultants

MP018

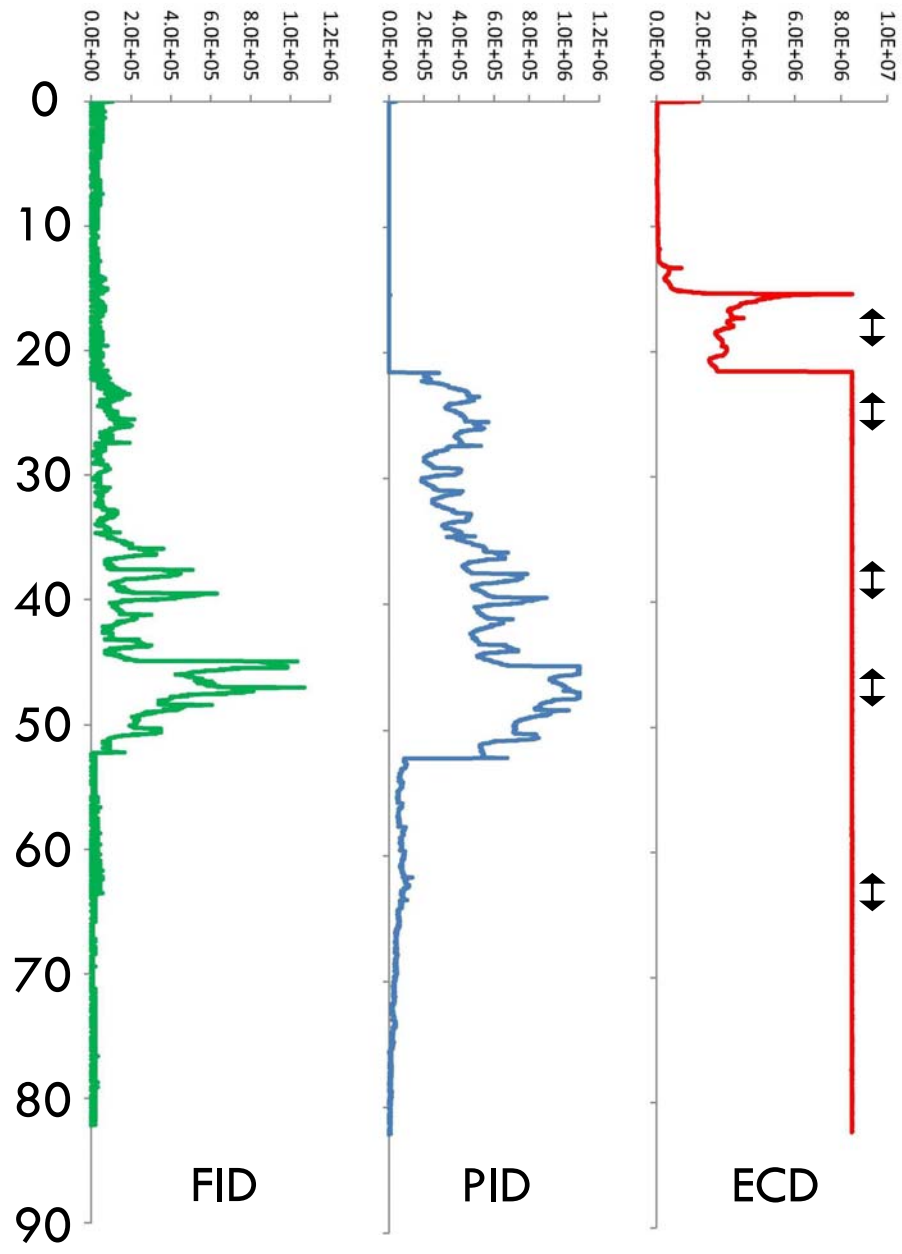

DPT125	
Interval (ft BLS)	TCE (µg/L)
16 to 20	200 U
23 to 27	459,000
36 to 40	DNAPL
45 to 49	1,250,000
62 to 66	578,000

Site Overview and Background

Dynamic Testing

Hot Spot One

Hot Spot Two

Geosyntec consultants

MP015

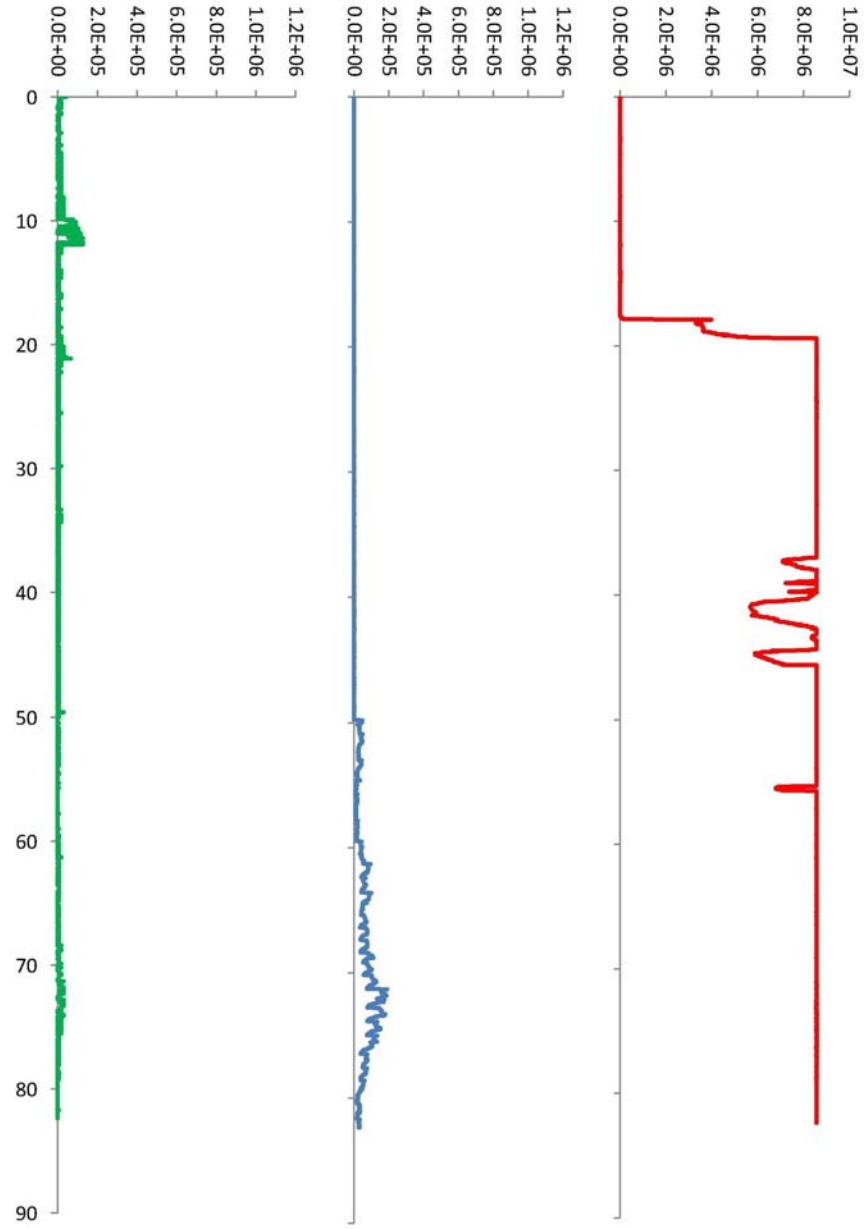

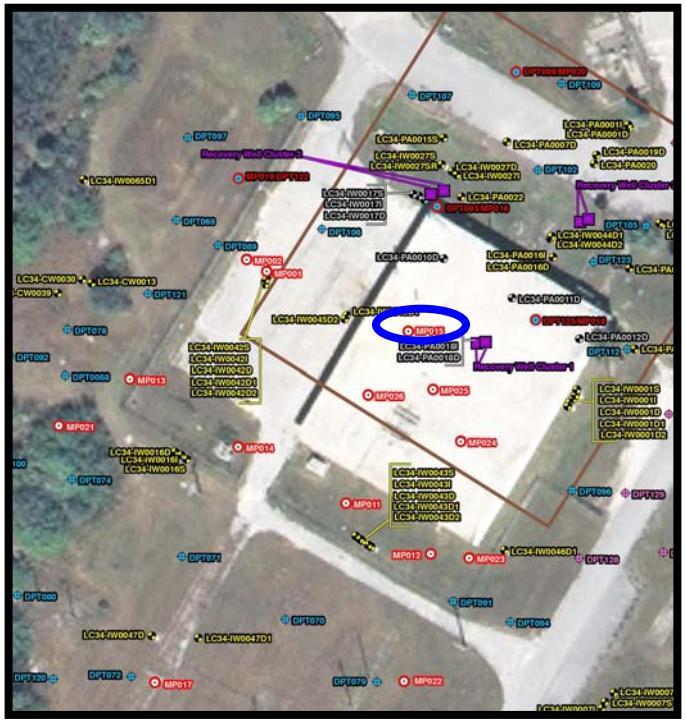

Site Overview and Background

Dynamic Testing

Hot Spot One

Hot Spot Two

TCE Isocontours - 16 to 20 ft BLS

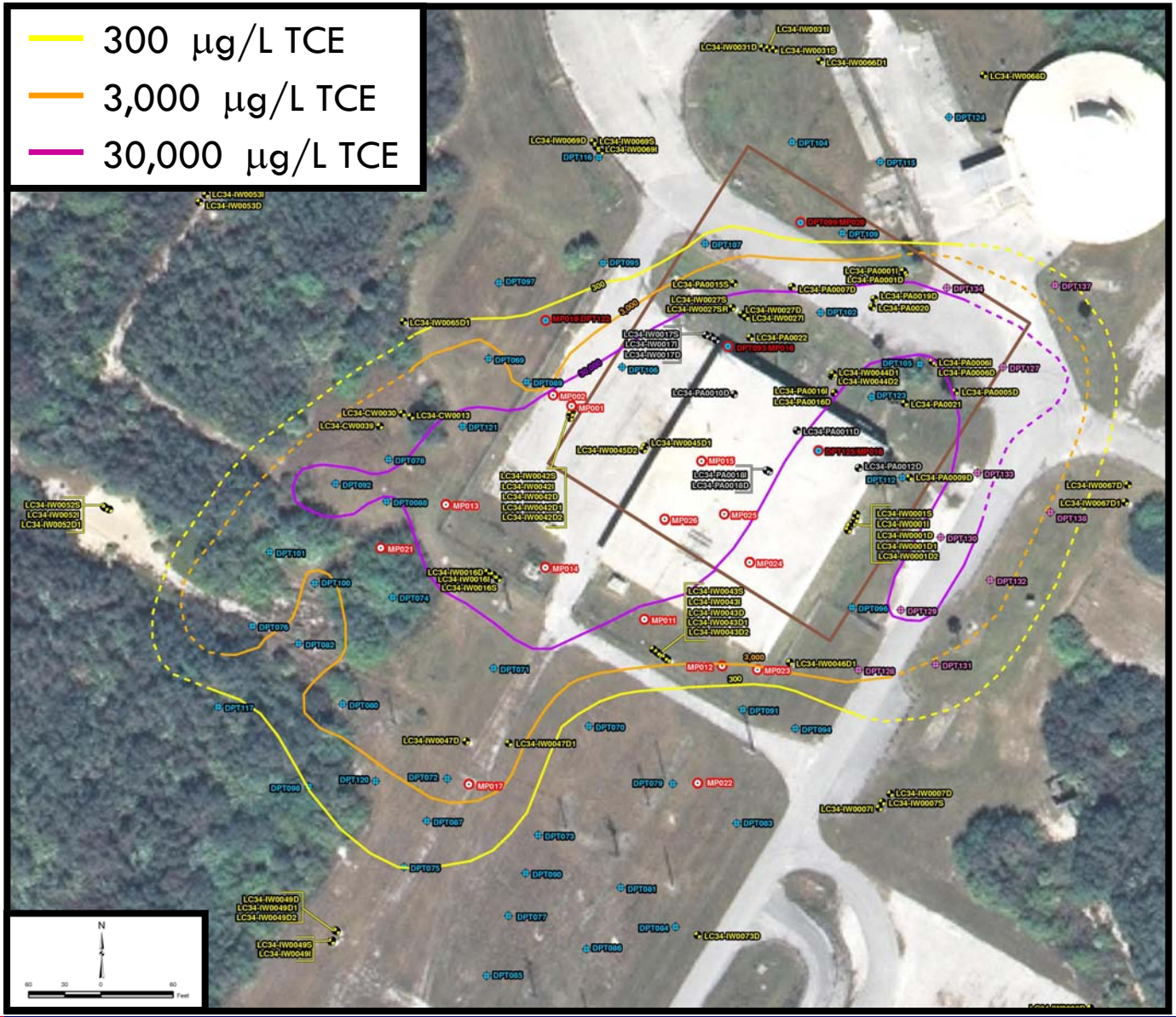

Site Overview and Background

Dynamic Testing

Hot Spot One

Hot Spot Two

Geosyntec consultants

TCE Isocontours - 23 to 27 ft BLS

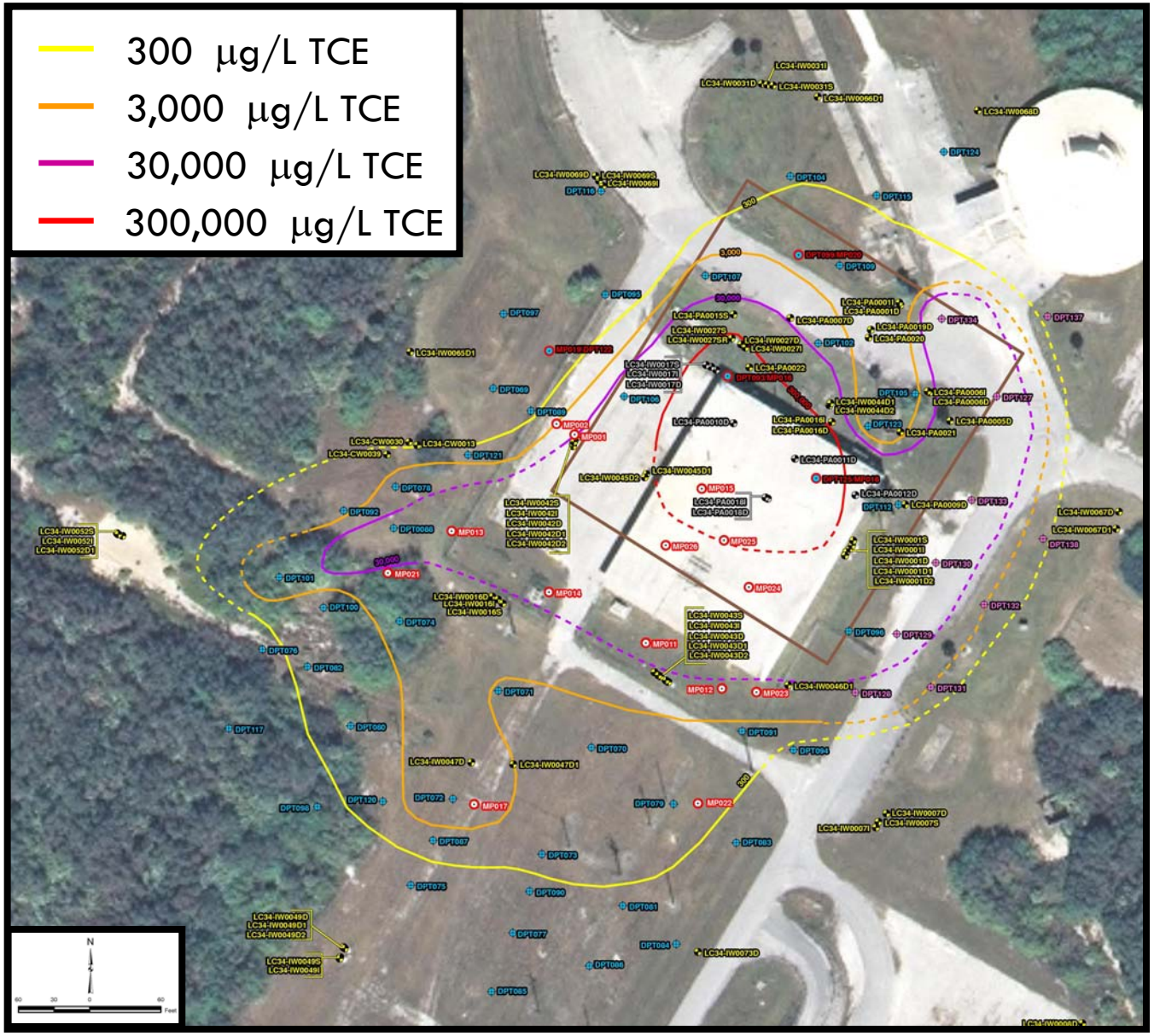

Site Overview and Background

Dynamic Testing

Hot Spot One

Hot Spot Two

Geosyntec consultants

TCE Isocontours - 60 to 80 ft BLS

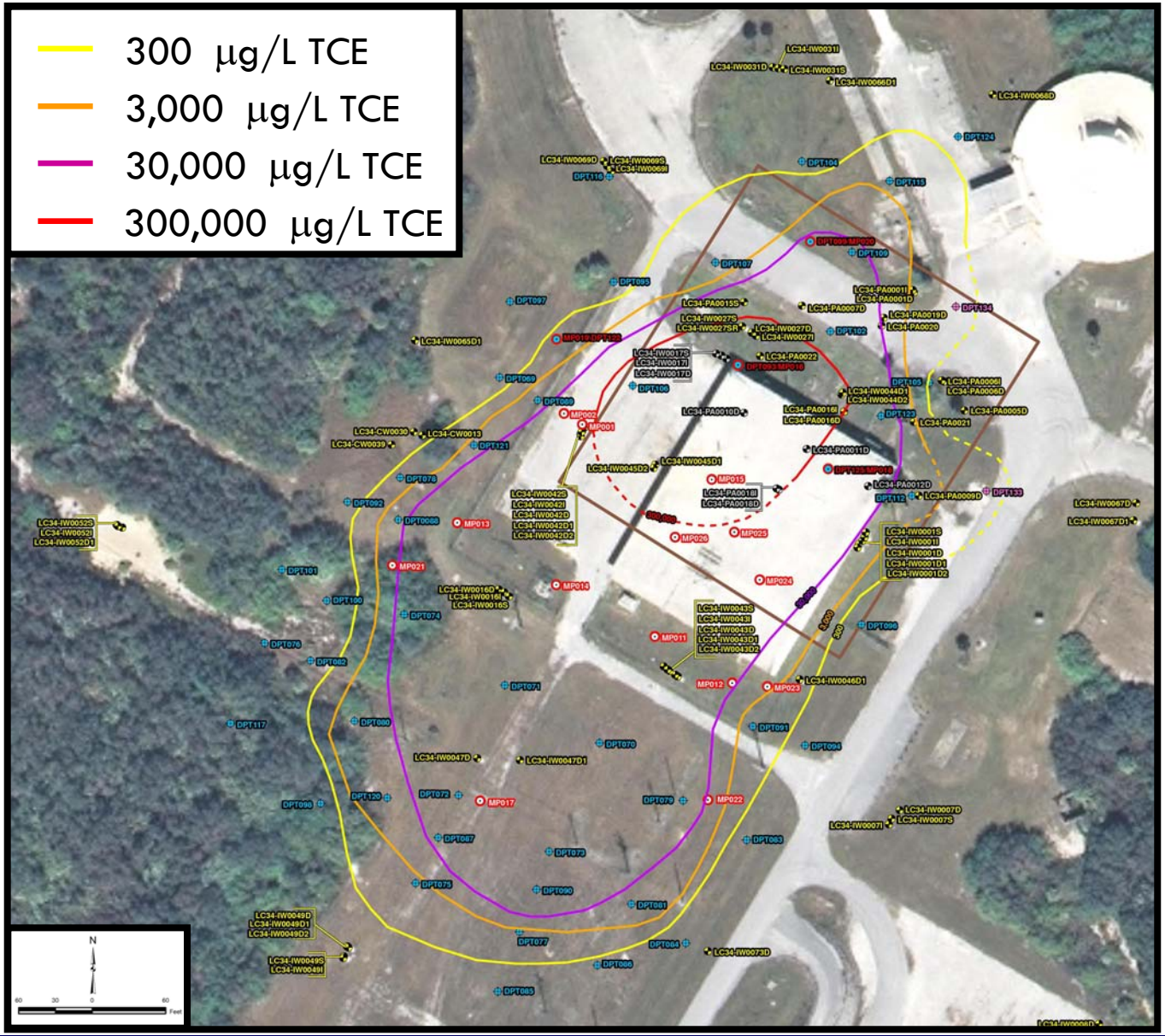

Site Overview and Background

Dynamic Testing

Hot Spot One

Hot Spot Two

Geosyntec consultants

Path Forward
Hot Spot One and Two Investigations

- Further delineate TCE impacts in vicinity of ESB
- Anticipate preparation of IM Work Plan for Hot Spot One
- Next hot spots…..

6770 South Washington Ave.

Titusville, FL 32780

321.269.5880

www.geosyntec.com

Geosyntec consultants

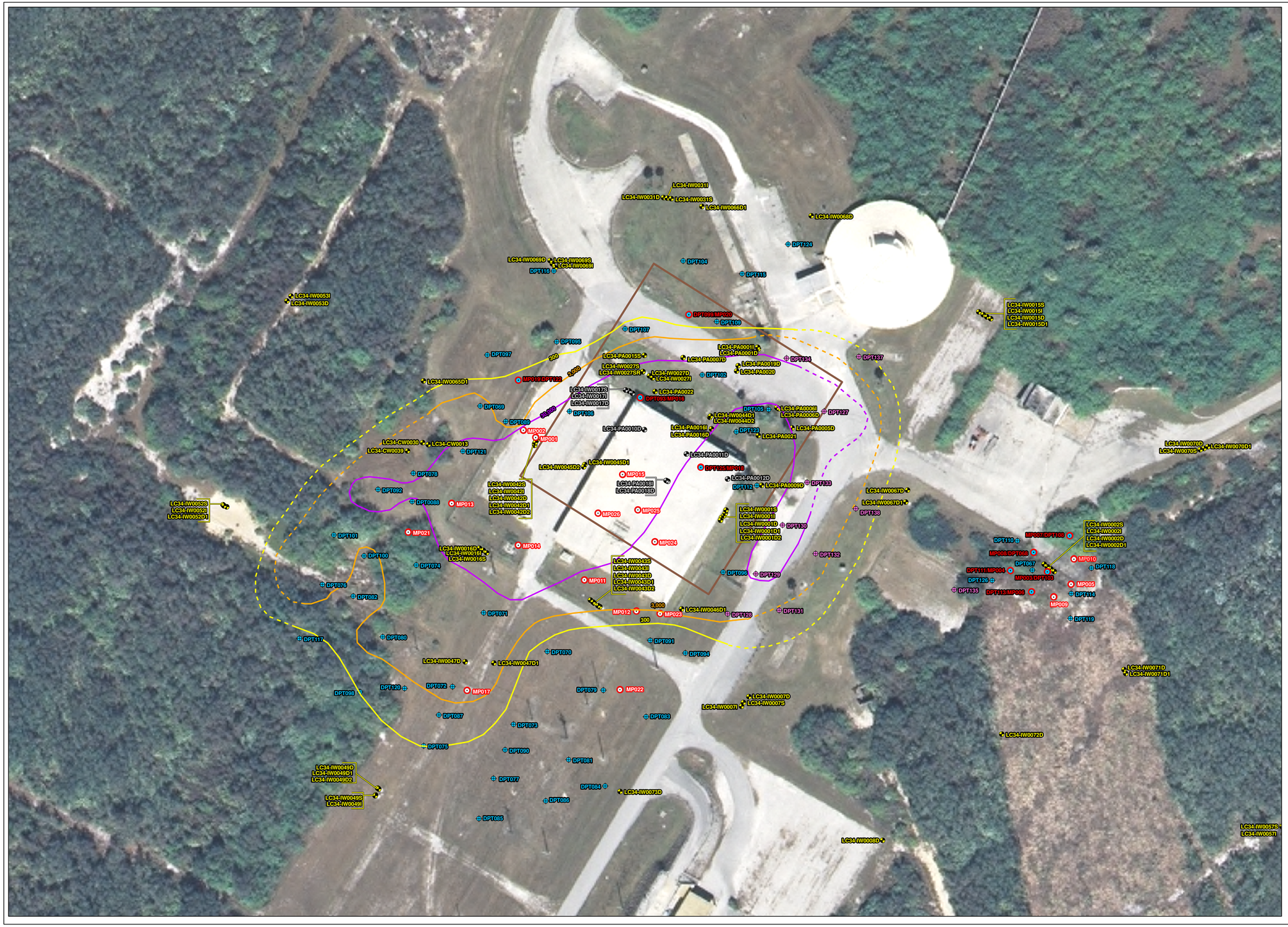

Titusville-01\DATA\GIS\FO0552\MXDs\AUG008\16_20_FT_BLS_contours.mxd

TCE Isopleths 16 to 20 ft BLS

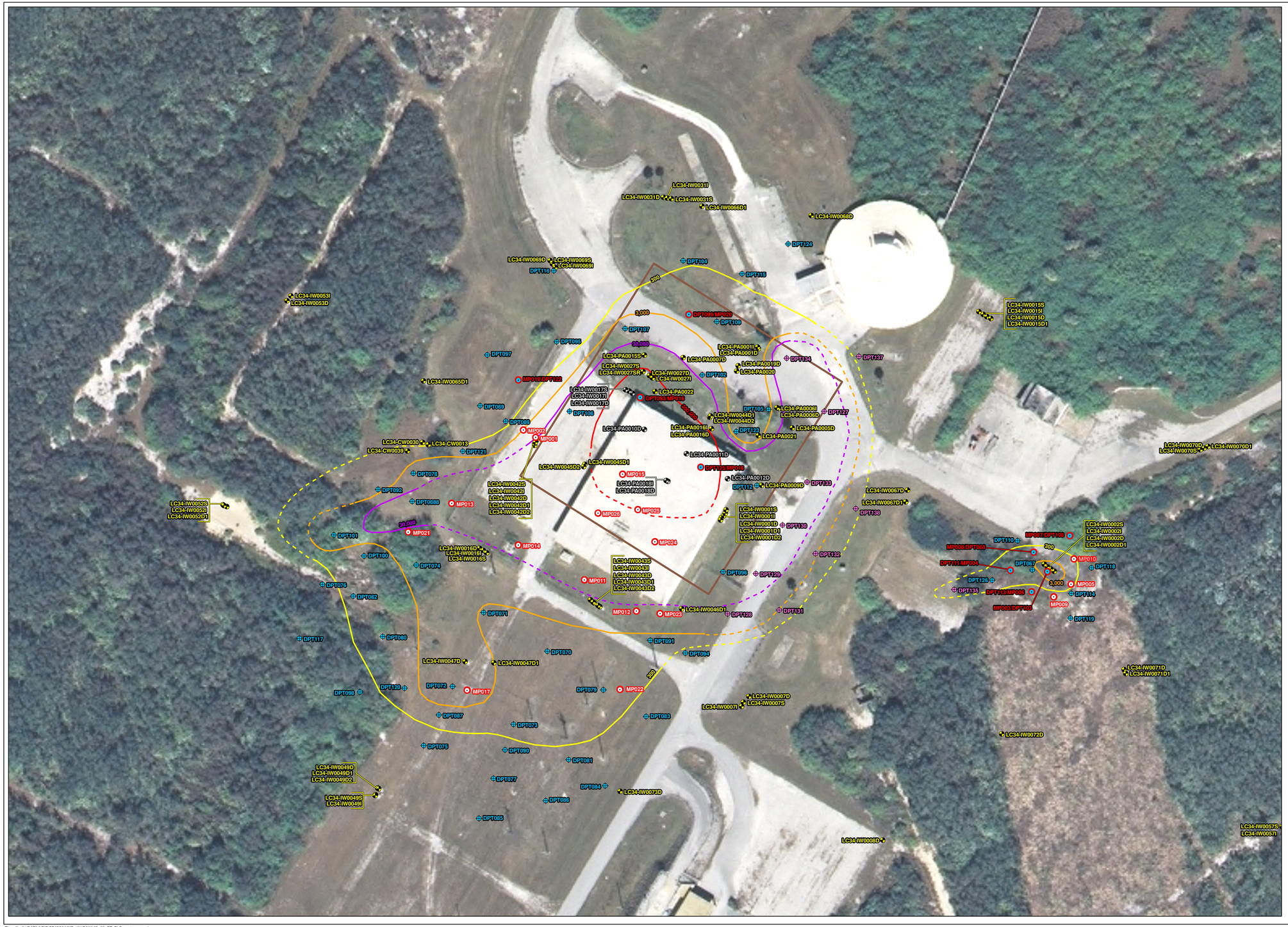

Titusville-01\DATA\GIS\FO0552\MXDs\AUG008\23_29_FT_BLS_contours.mxd

TCE Isopleths 23 to 29 ft BLS

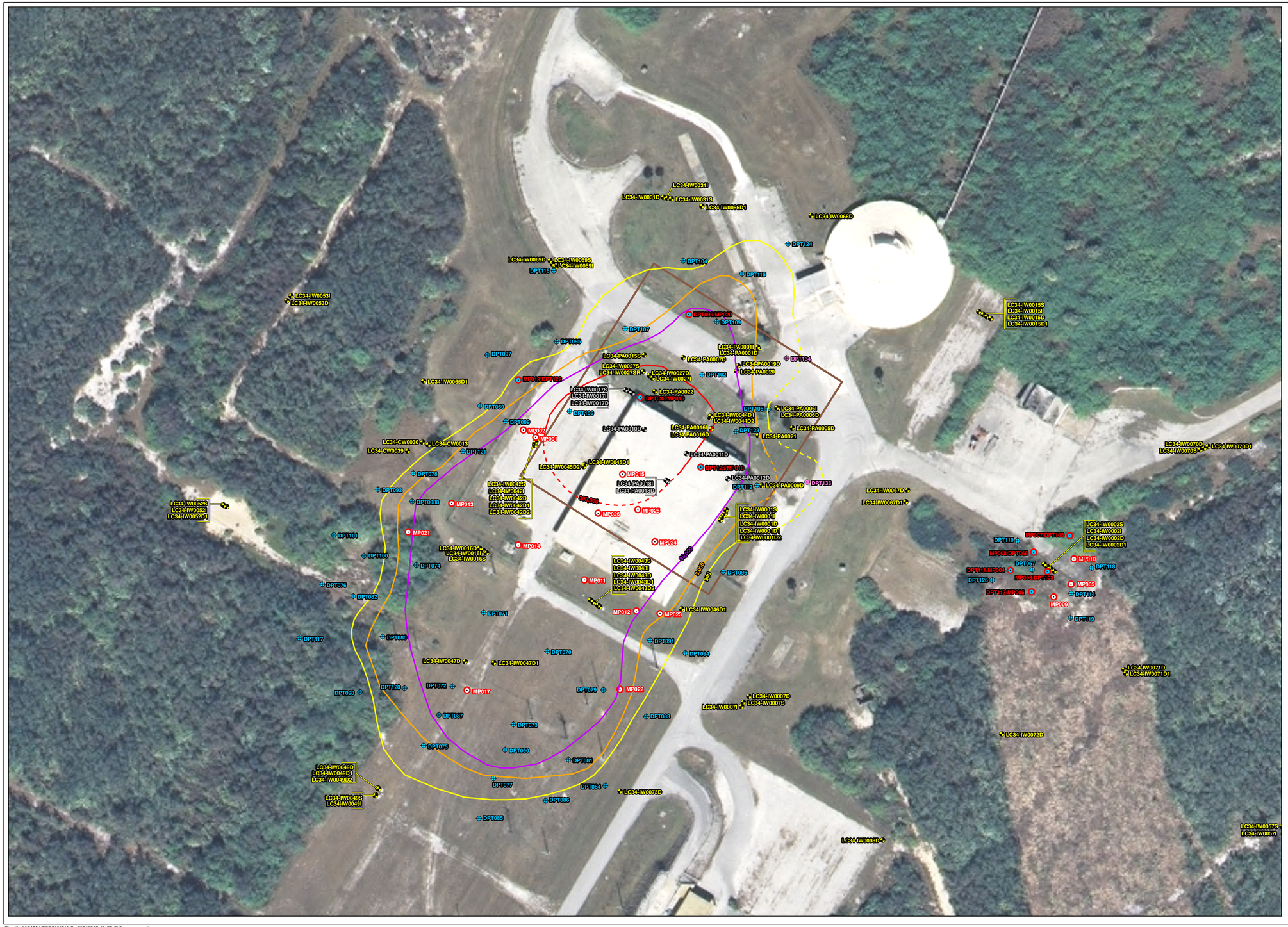

Titusville-01\DATA\GIS\FO0552\MXDs\AUG008\67_80_FT_BLS_contours.mxd

TCE Isopleths 67 to 80 ft BLS



N

40 20 0 40

Feet

Legend

- DPT location - August 2008 (approximate)
- DPT Location - July 2008
- DPT/MIP Location - July 2008
- MIP Location - July 2008
- Monitoring Well Location
- Inferred 3 µg/L TCE Isopleth
- 3 µg/L TCE Isopleth
- 300 µg/L TCE Isopleth
- 3,000 µg/L TCE Isopleth
- 30,000 µg/L TCE Isopleth

Titusville-01\DATA\0GIS\FO0552\MXDs\AUG2008\Hot_Spot_area_1_TCE_43ft.mxd

Hot Spot Area 1 TCE Isopleths at 41 to 45 ft BLS

N

60 30 0 60 Feet

Legend

- Recovery Well Location
- DPT location - August 2008 (approximate)
- DPT Location - July 2008
- DPT/MIP Location - July 2008
- MIP Location - July 2008
- Abandoned Monitoring Well Location
- Monitoring Well Location
- DNAPL Source Zone

Titusville-01:\DATA\OGIS\FO0552\MXDs\AUG008\Sample_Locs_27AUG2008.mxd

Current Sampling Locations

ADVANCED DATA PACKAGE

C.2 Engineering Evaluation – Step 1 Hot Spot 1 ADP

Geosyntec consultants



Launch Complex 34 (LC34)

SWMU CC054

Engineering Evaluation – Step 1

Hot Spot One

April 2009

Geosyntec consultants

Presentation Outline

- Brief site overview and background
- Objectives
  - *Obtain team consensus on delineation*
  - *Discuss and obtain team consensus on remedial technologies to be evaluated prior to IM*
- Investigation
- Summary and Path Forward

Geosyntec consultants

Site Overview and Background

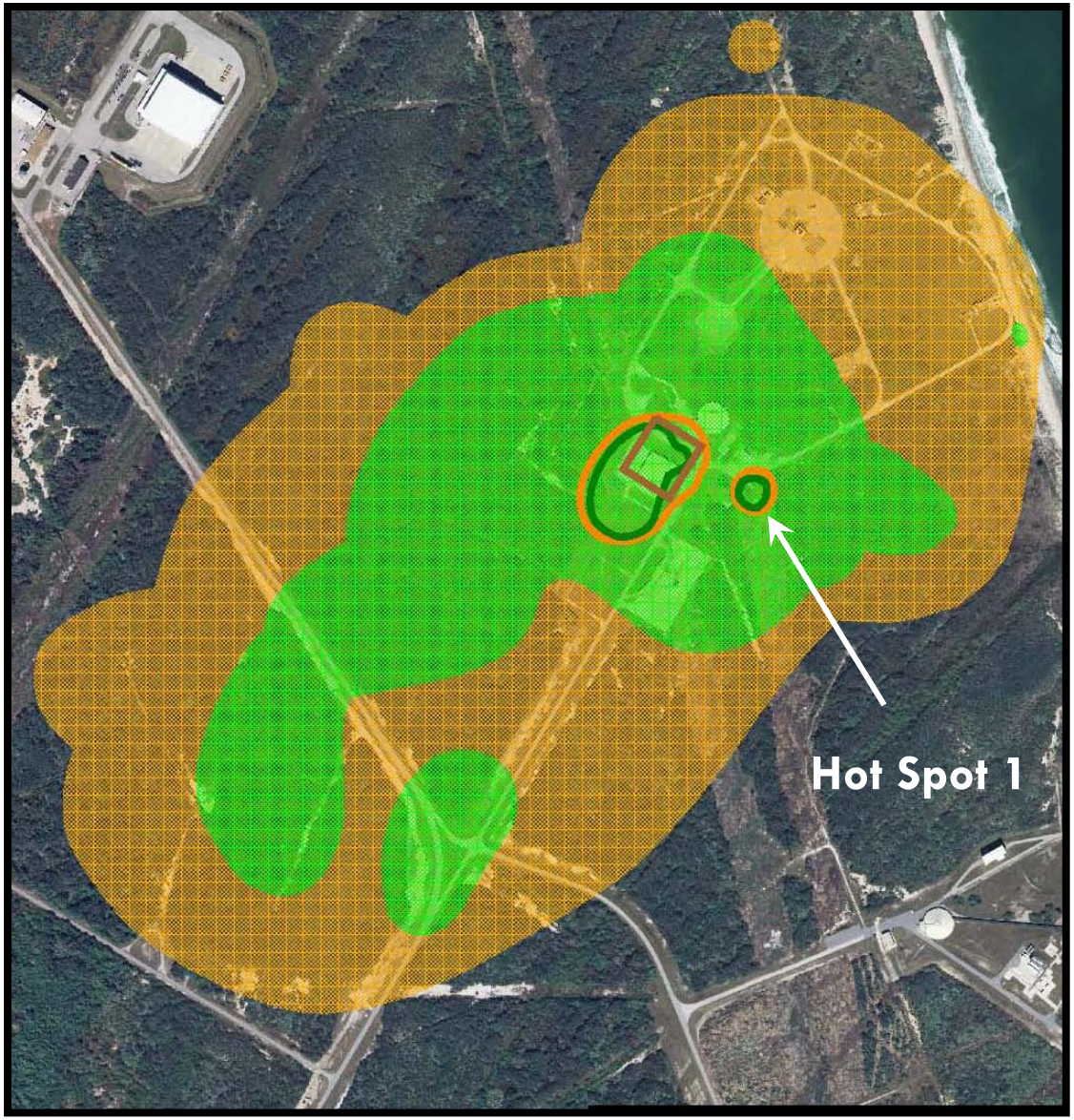

Site Overview and Background

Objective

Investigation

Summary

Geosyntec consultants

Why are we focused on Hot Spot 1?

- Hot Spot evaluation/implementation at LC34 to be performed as an IM (5 to 8 hot spots total)
- Remedial technology will be selected based on
  - *Anticipated effectiveness in treating mass that is sorbed within sandy clay and silt layer*
  - *Potential for scalability/implementability to source area*
  - *Cost to implement*

Site Overview and Background

Objective

Investigation

Summary

Geosyntec consultants

Hot Spot One - Location



Site Overview and Background

Objective

Investigation

Summary

Geosyntec consultants

Hot Spot One - 1969



Site Overview and Background

Objective

Investigation

Summary

Geosyntec consultants

Objective

- To assess the cause of variable TCE concentration in well IW-02D

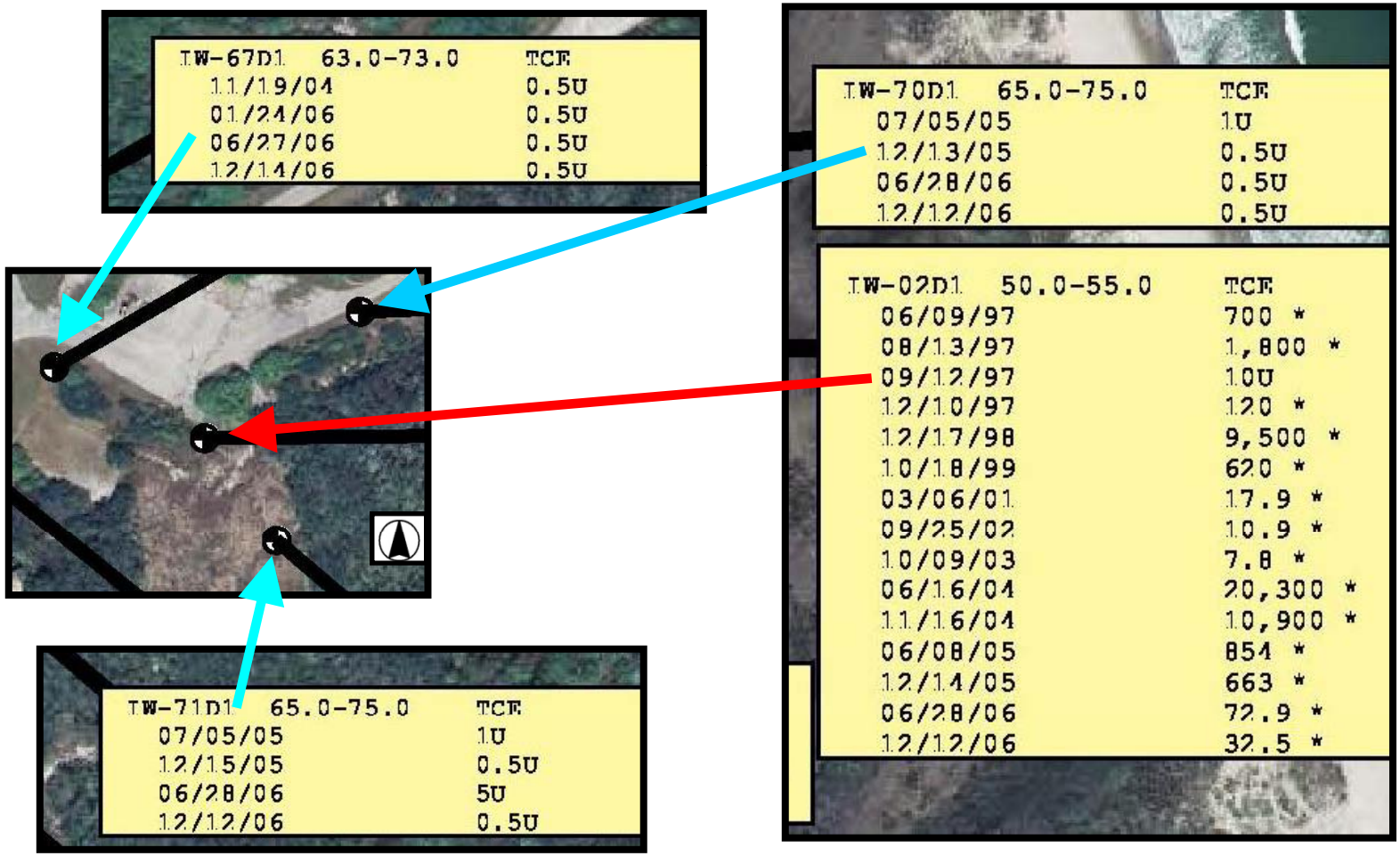

Geosyntec consultants

Sample Locations

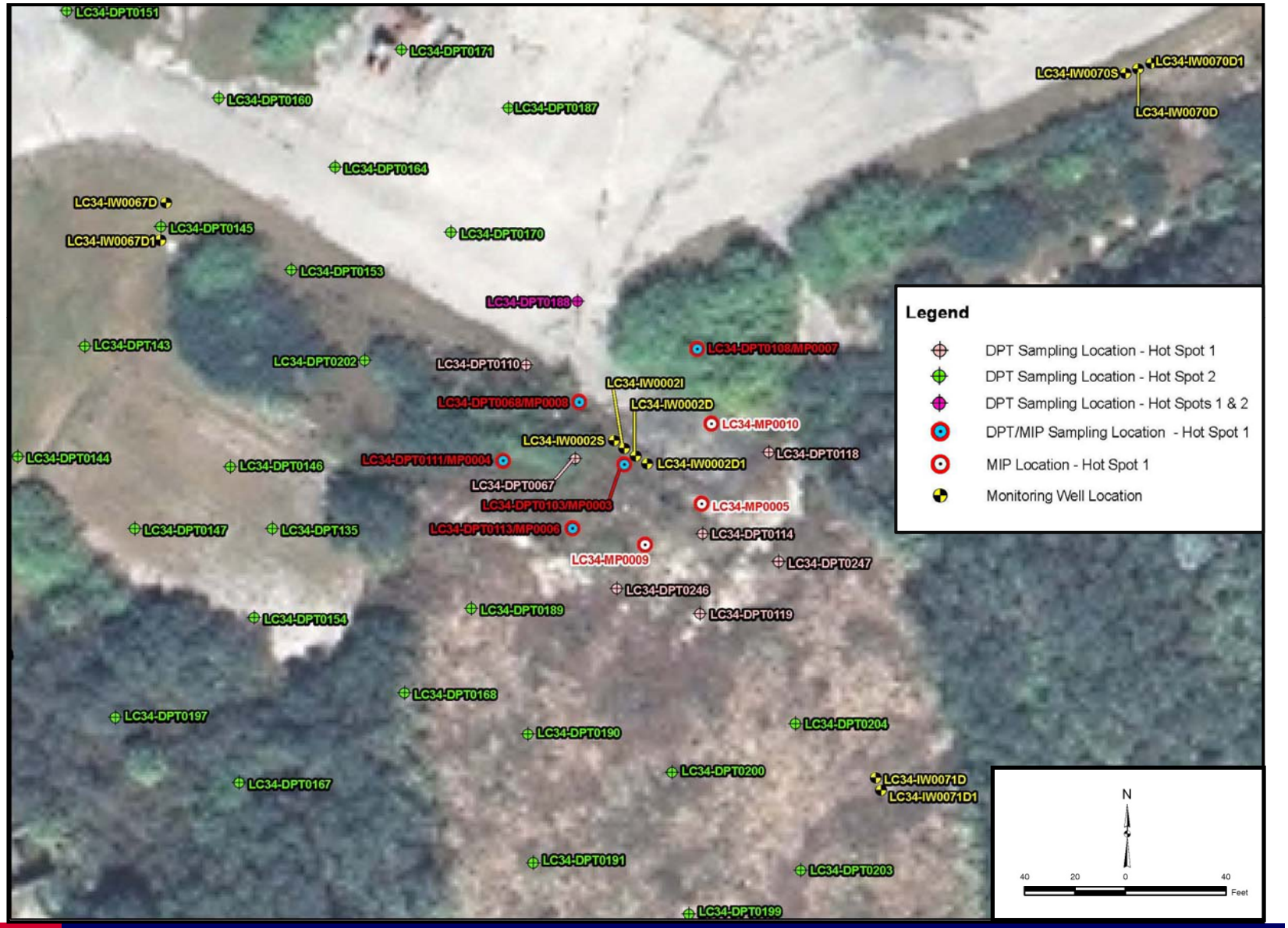

Site Overview and Background

Objective

Investigation

Summary

engineers | scientists | innovators

CPT Results Compared to Site Lithology

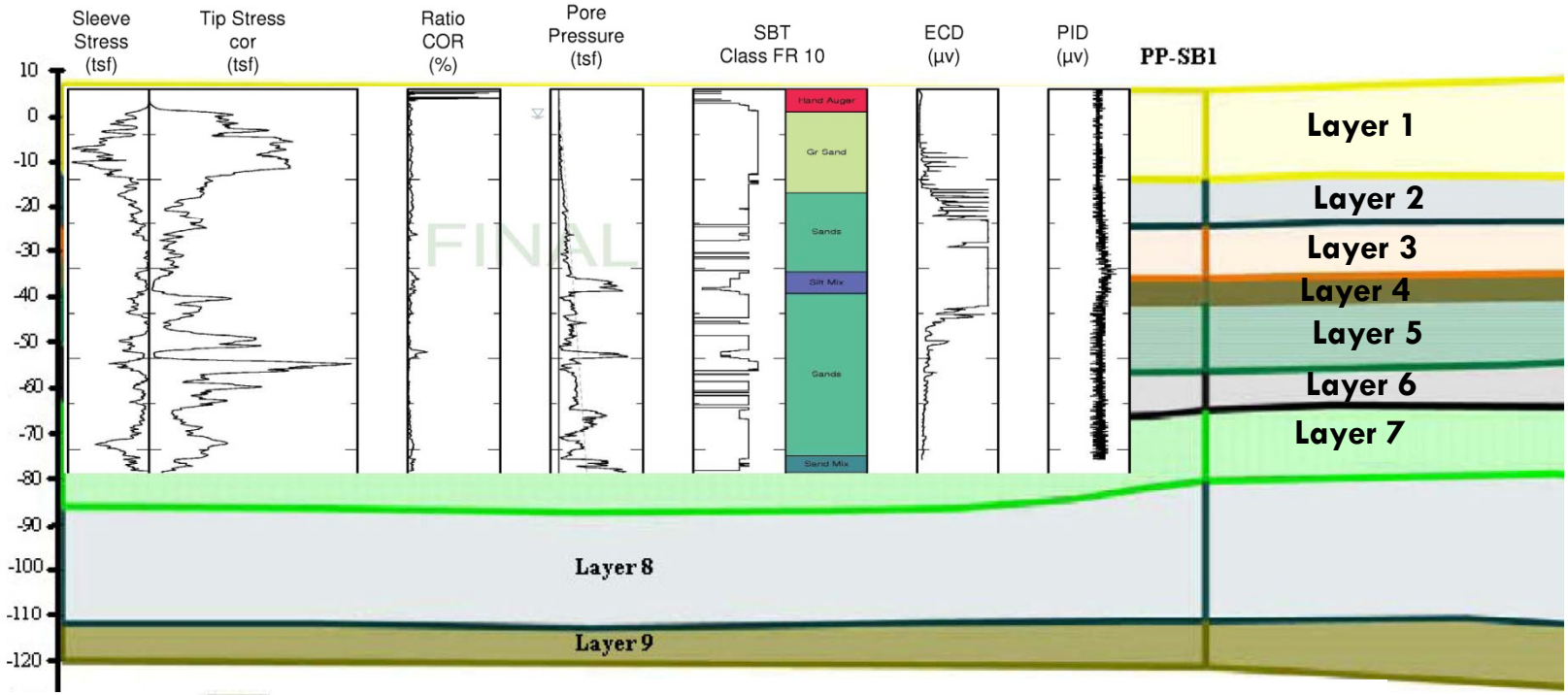

Layer 1: orange, tan and gray, fine to coarse SAND (SW) w/shell fragments

Layer 2: olive gray, fine silty SAND (SM) w/trace shell fragments

Layer 3: olive gray, fine SAND (SP) w/trace silt, clay, and shell lenses

Layer 4: gray, silty sand and sandy CLAY (CL) w/ shell fragments

Layer 5: gray, fine to coarse SAND (SP) w/layers of coarse shell fragments and silt

Layer 6: black, white and gray, medium to coarse SAND (SW) w/trace of shell fragments

Layer 7: olive gray, fine silty SAND (SM) w/ white angular shell fragments

Layer 8: olive gray, fine to coarse SAND (SW) w/shell fragments and trace clay

Layer 9: olive green, sandy CLAY (CL) w/phosphate nodules and limestone fragments (HAWTHORN GROUP)
(depth of Hawthorn depicted in figure extends to the bottom of each boring)

Site Overview and Background

Objective

Investigation

Summary

Geosyntec consultants

Site Hydraulic Information

- Hydraulic conductivity
  - *Layer 1 (~0 to 25 ft BLS)= 30 ft/d (sand)*
  - *Layer 2 (~25 to 30 ft BLS)= 4 ft/d (silty sand)*
  - *Layer 3 (~30 to 45 ft BLS)= 3 ft/d (fine sand)*
  - *Layer 4 (~45 to 48 ft BLS)= 10^{-3} to 10^{-4} ft/d (silty sand and sandy clay)*
  - *Layer 5 (~48 to 60 ft BLS)= 0.4 ft/d (coarse sand with shell and silt layers)*
  - *Layer 6 (~60 to 80 ft BLS)= 7.5 ft/d (medium to coarse sand)*

Site Overview and Background
Objective
Investigation
Summary

Geosyntec consultants

MIP Investigation

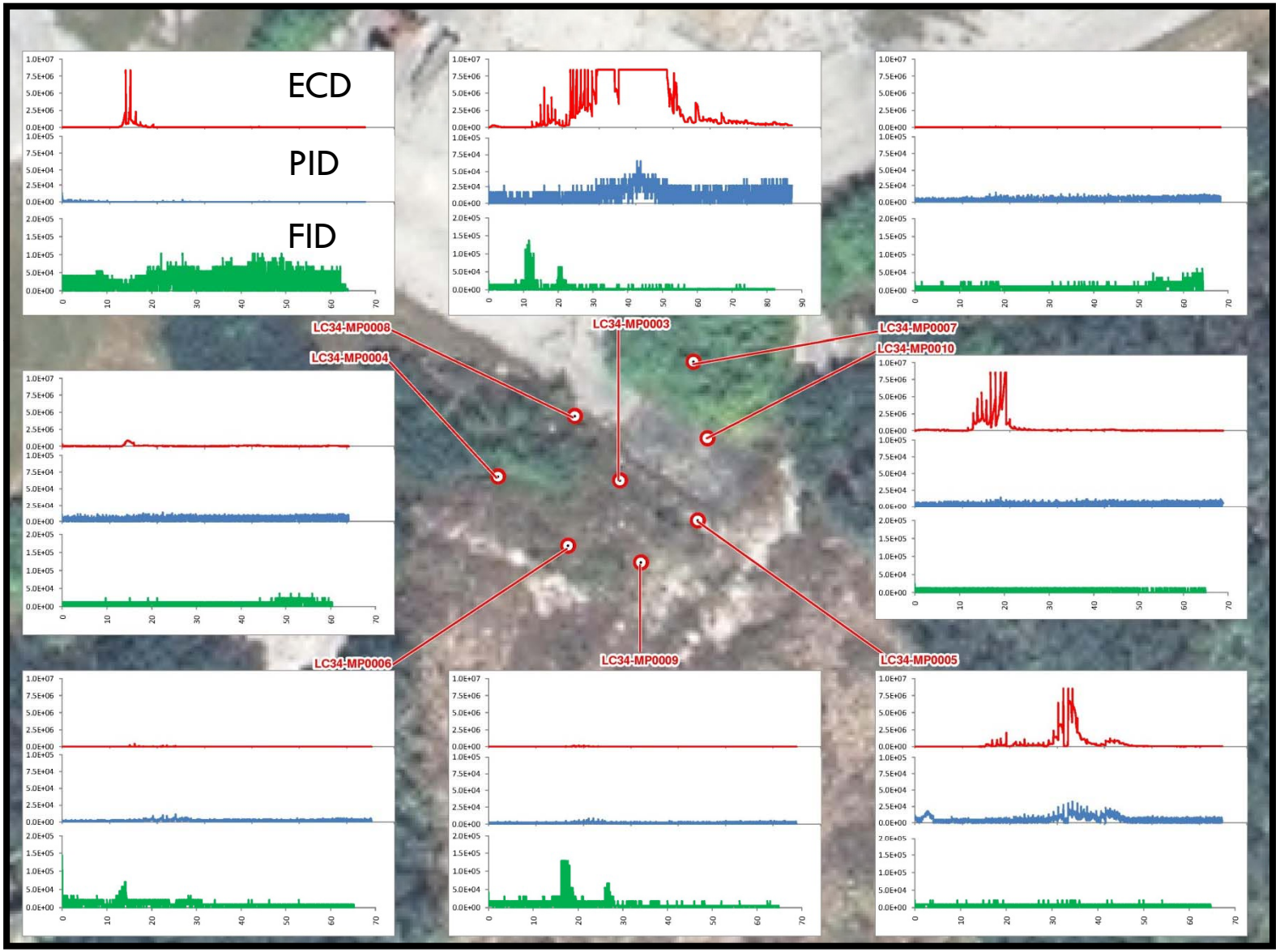

Site Overview and Background

Objective

Investigation

Summary

Geosyntec consultants

Site Overview and Background

Objective

Investigation

Summary

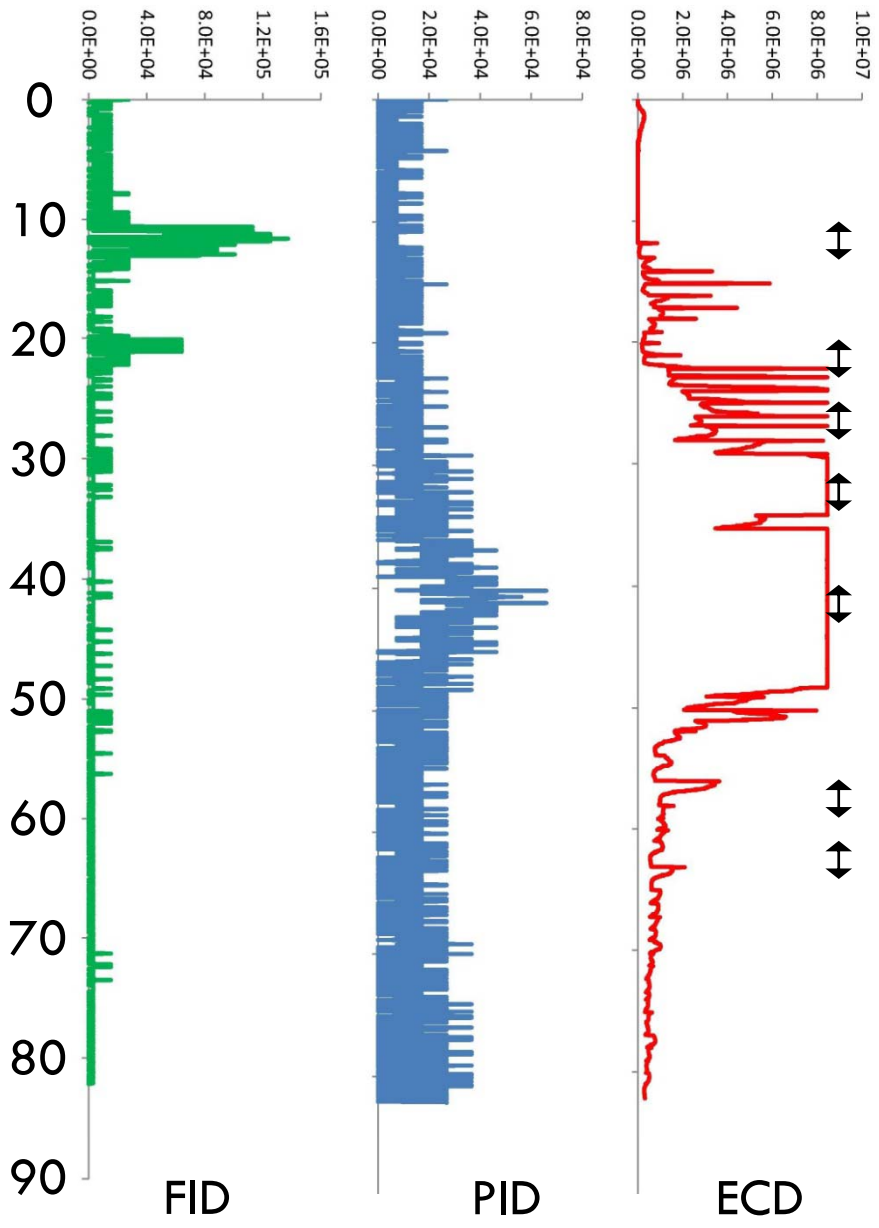

MP0003

DPT0103	
Interval (ft BLS)	TCE (µg/L)
12 to 16	40 U
20 to 24	200
25 to 29	3,300
31 to 35	42,000
41 to 45	141,000
56 to 60	39,100
61 to 65	43

Geosyntec consultants

TCE 30 to 60 ft BLS

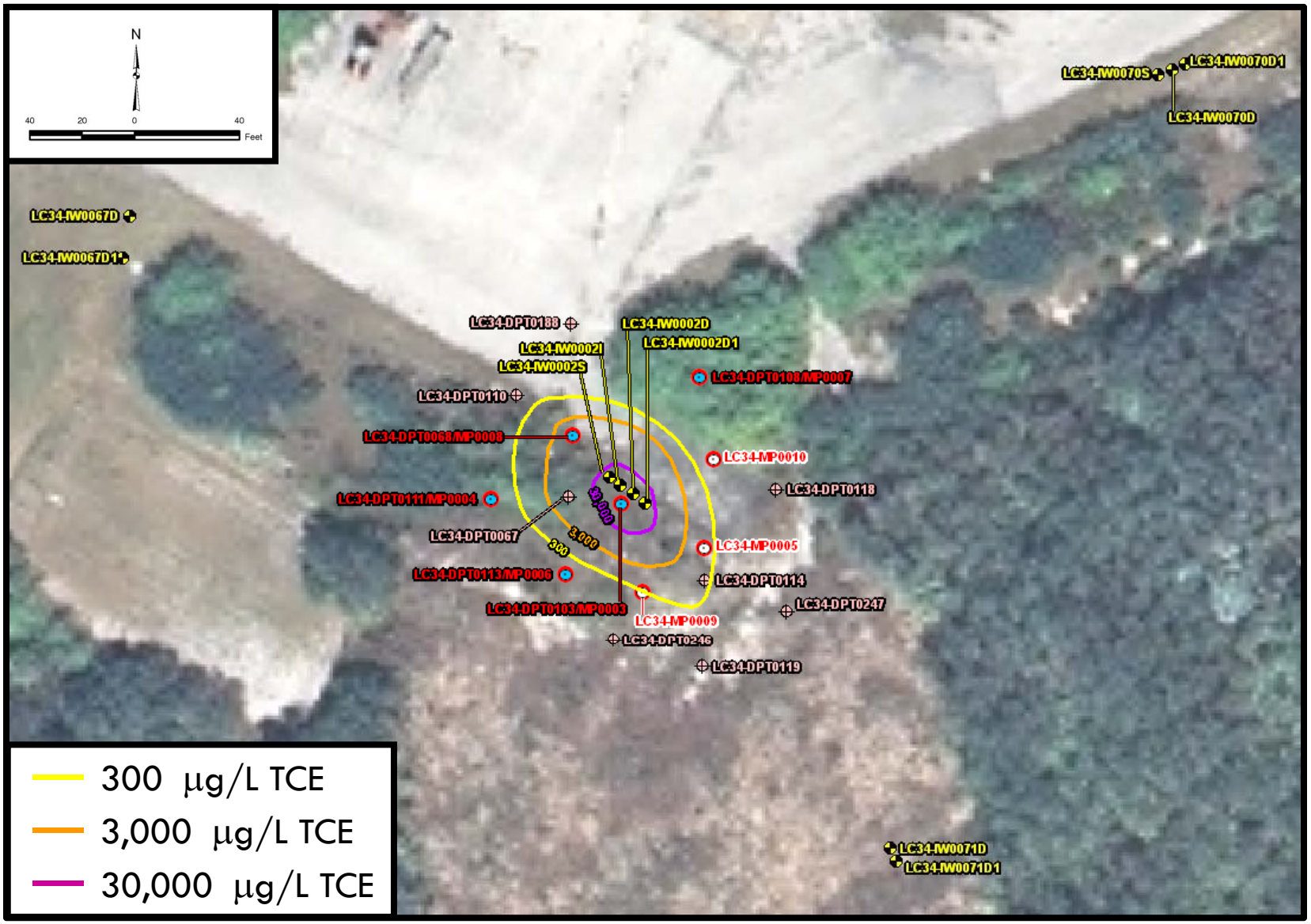

Site Overview and Background

Objective

Investigation

Summary

EVS TCE Model of LC34 Area

Show EVS TCE model

Site Overview and Background

Objective

Investigation

Summary

Geosyntec consultants

Summary

- Hot spot one separate from mass under ESB
- Delineated TCE to 300 µg/L (NADC)
- Difficulty separating plumes on map due to comingling of plumes
  - *3 µg/L TCE*
  - *cDCE*
  - *VC*

Site Overview and Background

Objective

Investigation

Summary

Geosyntec consultants

Remedial Technologies and Path Forward

- Site Overview and Background
- Objective
- Investigation
- Summary

- Remedial technologies to be evaluated
  - *Chemical oxidation*
  - *Bioremediation (biostimulation and/or bioaugmentation)*
  - *Thermal (electrical resistivity heating)*
  - *Large Diameter Auger (EZVI, steam, or admixing)*
- Path forward
  - *Complete evaluation and recommend technology*
  - *Prepare IM Work Plan*
- Test consensus
  - *Delineation complete*
  - *List of remedial alternatives*

6770 South Washington Avenue

Titusville, FL 32780

321.269.5880

www.geosyntec.com

Geosyntec consultants



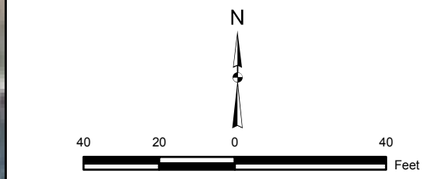

Legend

- DPT Sampling Location - Hot Spot 1
- DPT Sampling Location - Hot Spot 2
- DPT Sampling Location - Hot Spots 1 & 2
- DPT/MIP Sampling Location - Hot Spot 1
- MIP Location - Hot Spot 1
- Monitoring Well Location

Titusville-01\DATA\0GIS\FO0552\MXDs\FEB2009\Hot_Spot_area_1_LOCS_rev19MAR09.mxd

Figure 1
Hot Spot Area 1 Groundwater Sampling Locations

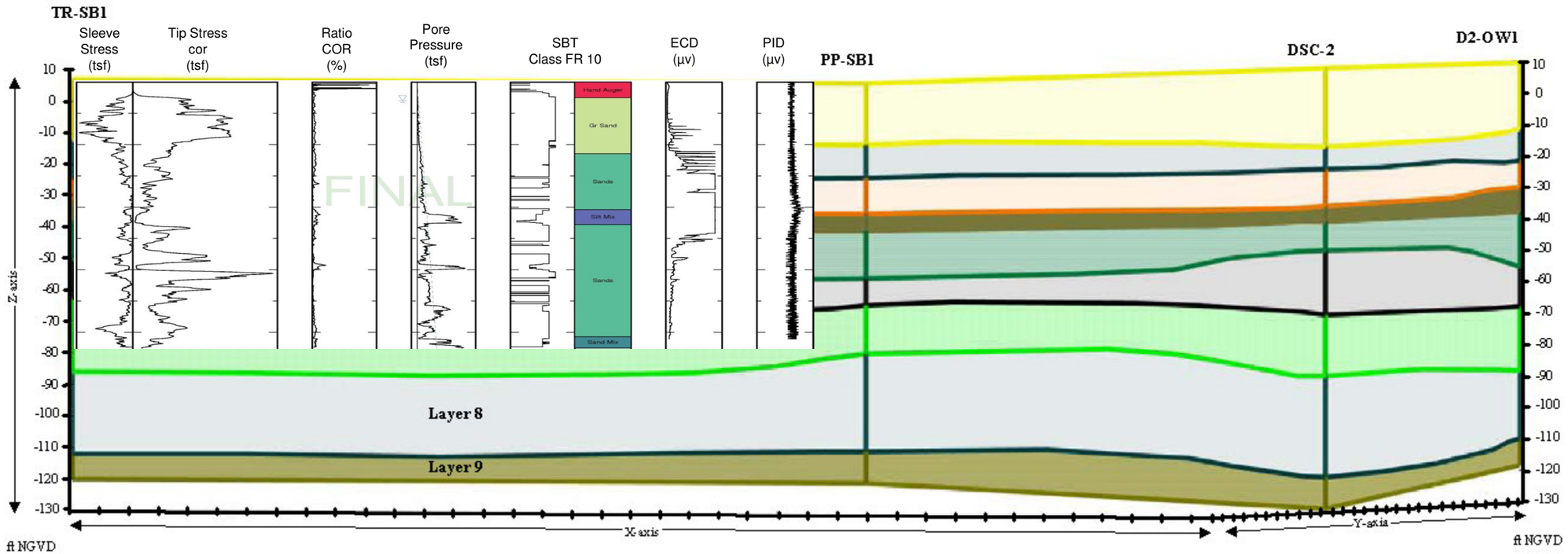

Approximate Horizontal Scale: 1 inch = 400 ft

Vertical Exaggeration = 10X

(X and Y-axis tick marks = 100 ft)
(Z-axis tick marks = 10 ft)

Layer 1: orange, tan and gray, fine to coarse SAND (SW) w/shell fragments

Layer 2: olive gray, fine silty SAND (SM) w/trace shell fragments

Layer 3: olive gray, fine SAND (SP) w/trace silt, clay, and shell lenses

Layer 4: gray, silty sand and sandy CLAY (CL) w/ shell fragments

Layer 5: gray, fine to coarse SAND (SP) w/layers of coarse shell fragments and silt

Layer 6: black, white and gray, medium to coarse SAND (SW) w/trace of shell fragments

Layer 7: olive gray, fine silty SAND (SM) w/ white angular shell fragments

Layer 8: olive gray, fine to coarse SAND (SW) w/shell fragments and trace clay

Layer 9: olive green, sandy CLAY (CL) w/phosphate nodules and limestone fragments (HAWTHORN GROUP)
(depth of Hawthorn depicted in figure extends to the bottom of each boring)



LEGEND

Transect

2,000 0 2,000
Feet

N

Titusville-01\DATA\0GIS\FO0552\PowerPt\Cross_section_CPT_MIP_MIP003.ppt

Figure 2
Lithologic Cross Section with CPT and MIP Log from MP0003

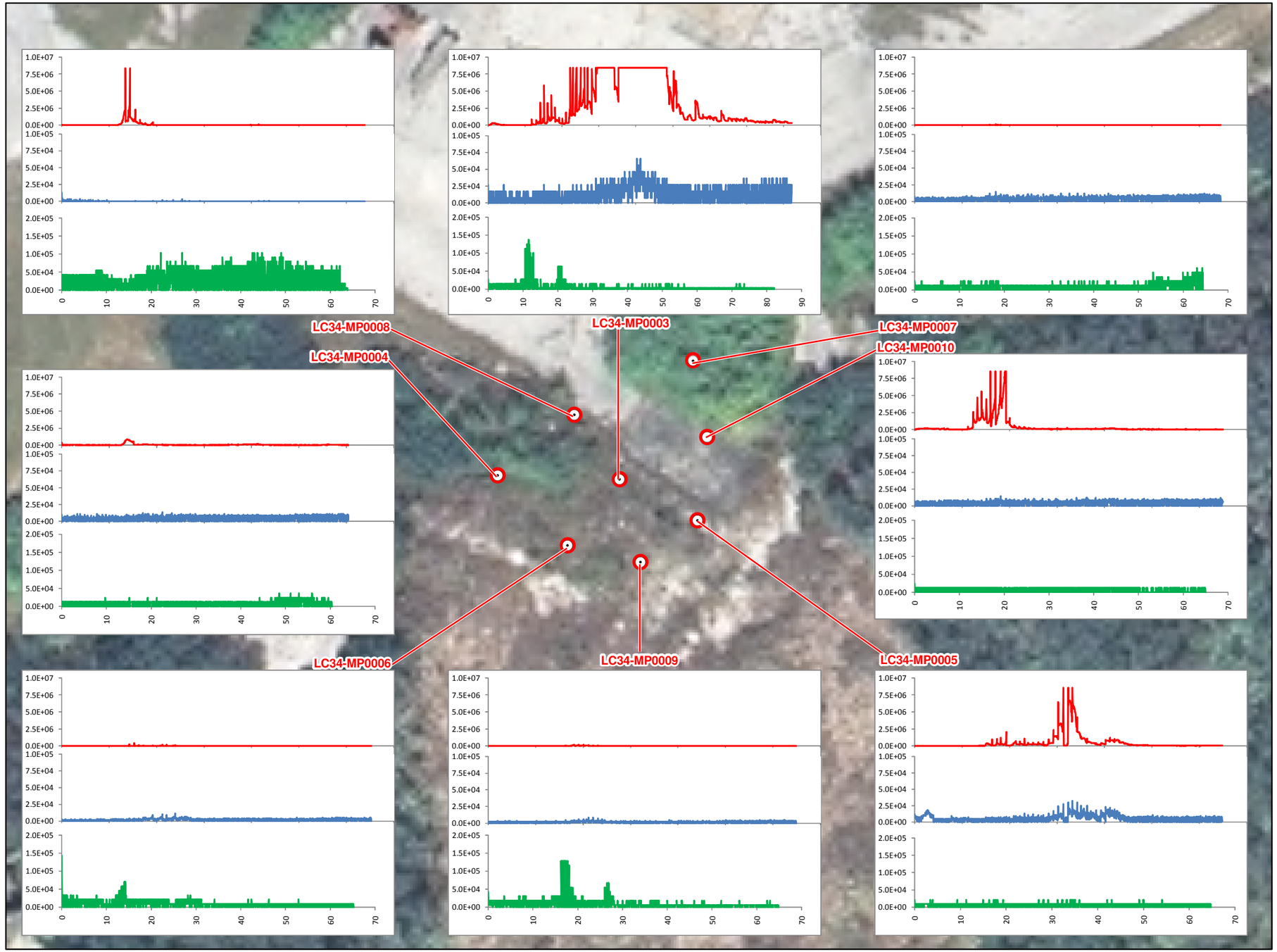

N

40 20 0 40

Feet

Legend

MIP Location

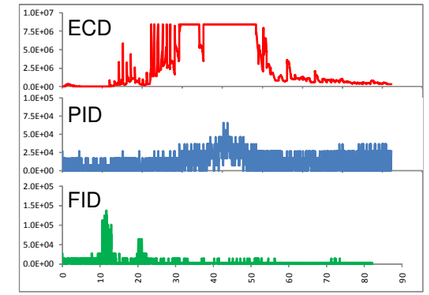

Notes:
1. ECD indicates electron capture detector.
2. PID indicates photoionization detector.
3. FID indicates flame ionization detector.
4. The y axis is the detector output measured in microvolts (uV).
5. The x axis represents depth in feet below land surface.

Titusville-01\DATA\0GIS\FO0552\MXDs\FEB2009\Hot_Spot_area_1_MIP.mxd

Figure 3
Hot Spot Area 1 Membrane Interface Probe (MIP) Results

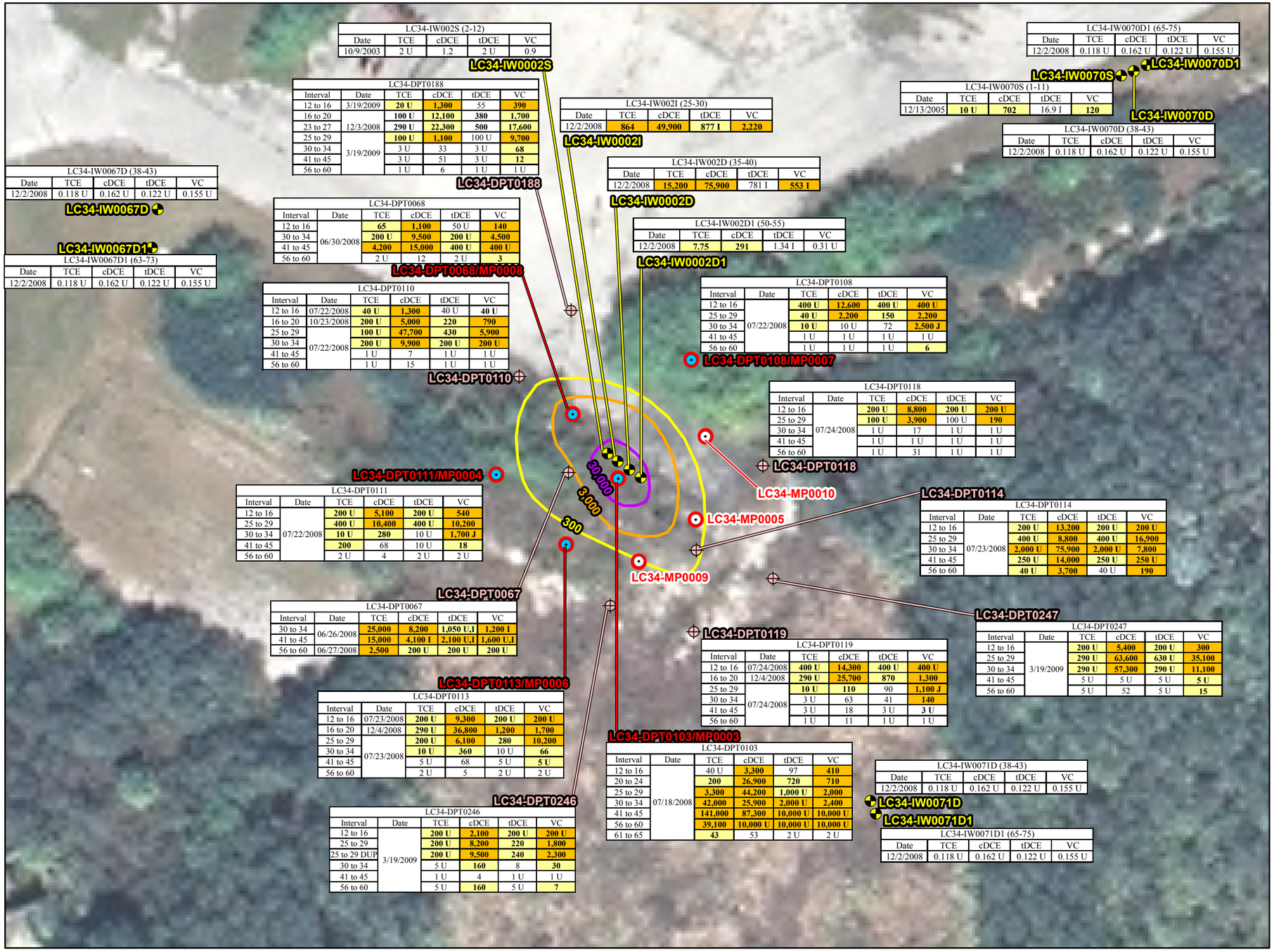

Groundwater Screening Criteria			
Parameter	Abbreviation	GCTL	NADC
Trichloroethene	TCE	3	300
cis-1,2-Dichloroethene	cDCE	70	700
trans-1,2-Dichloroethene	tDCE	100	1,000
Vinyl Chloride	VC	1	100

Notes:
1. Interval is presented in feet below land surface (ft BLS).
2. Results are presented in micrograms per liter (µg/L).
3. I indicates result is between the practical quantitation limit and method detection limit.
4. U indicates not detected.
5. Yellow shaded, bold text indicates exceedance of FDEP Groundwater Cleanup Target Level (GCTL).
6. Orange shaded, bold text indicates exceedance of FDEP Natural Attenuation Default Criteria (NADC).

Titusville-01\DATA\0GIS\FO0552\MXDs\FEB2009\Hot_Spot_area_1_TCE_30_to_60ft_Rev1.mxd

Figure 4
Hot Spot Area 1 TCE Isopleths at 30 to 60 ft BLS

ADVANCED DATA PACKAGE

C.3 Engineering Evaluation – Step 1 Follow-Up Activities and Proposed Path Forward Hot Spot 1 ADP

Geosyntec consultants

Launch Complex 34 (LC34)

SWMU CC054

Engineering Evaluation – Step 1

Follow-Up Field Activities and Proposed Path Forward

Hot Spot One

October 2009

Geosyntec consultants

Presentation Outline

- Objectives
  - *Discuss Hot Spot 1 - Step 1 additional data collection and results*
  - *Present Step 2 Technology Evaluation Costs Summary (detailed tables attached)*
  - *Present proposed ESTCP Pilot Study for Hot Spot 1*
- Obtain Team Consensus on Path Forward

Geosyntec consultants

Site Overview and Background

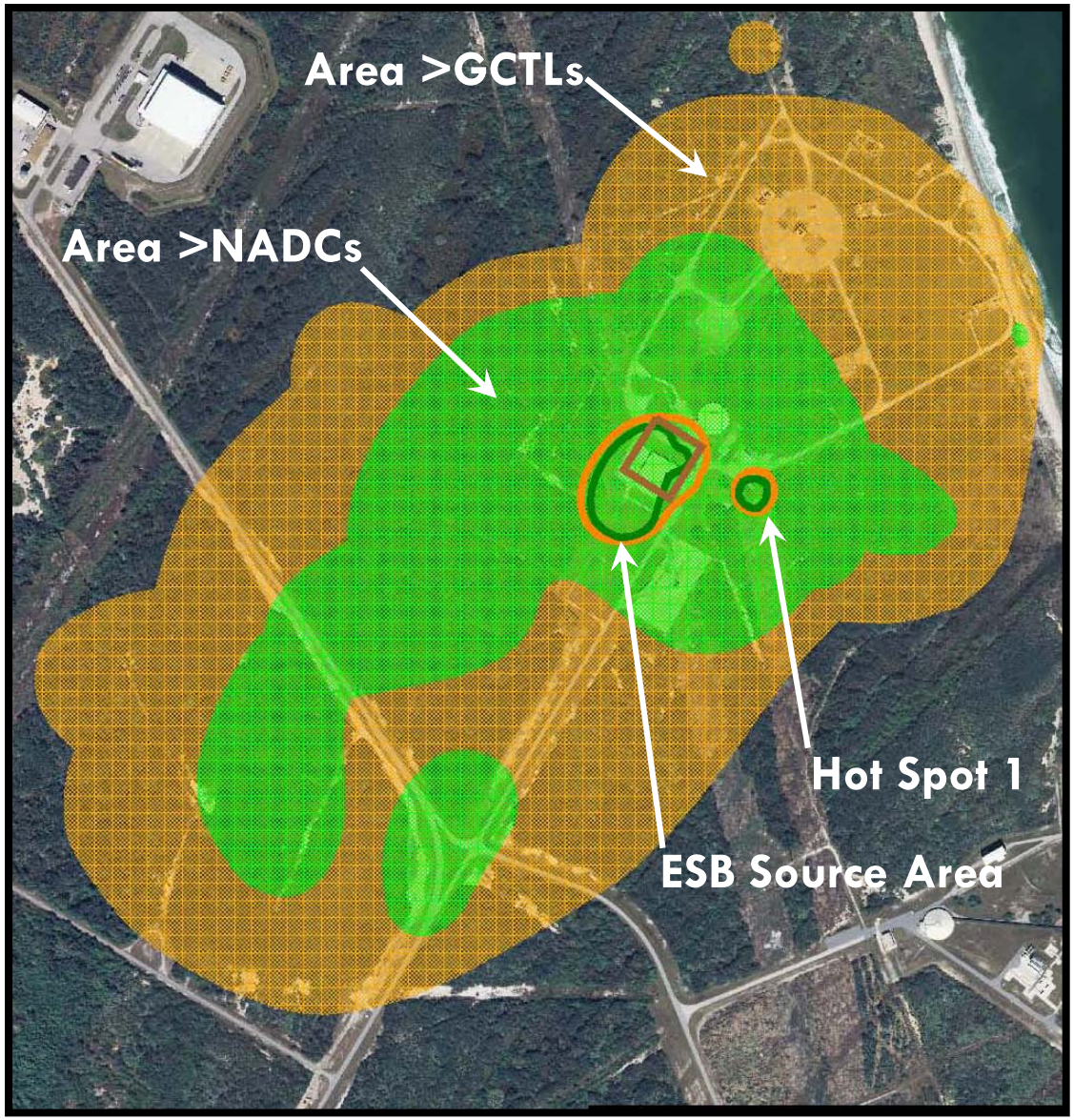

Site Overview and Background
Field Activities
Results
Path Forward

engineers | scientists | innovators

Geosyntec consultants

Hot Spot One - Location



Site Overview and Background

Field Activities

Results

Path Forward

Geosyntec consultants

Hot Spot One - 1969



Site Overview and Background

Field Activities

Results

Path Forward

Geosyntec consultants

Where did we leave off with Step 1 in April 2009?

Site Overview and Background

Field Activities

Results

Path Forward

Meeting minutes actions:

- Assess absence/presence of mass at depths greater than 60' BLS
- Evaluate the hydraulic conductivity of Layer 5 (~48-60 ft BLS)
- Remedial technologies to be evaluated for Step 2:
  - *Bioremediation*
  - *Thermal*
  - *LDA applications*
  - *Excavation derivatives*
  - *Chemical oxidation – Removed at Team request*
  - *EZVI injection (added based upon discussions during meeting)*

Geosyntec consultants

Sample Locations

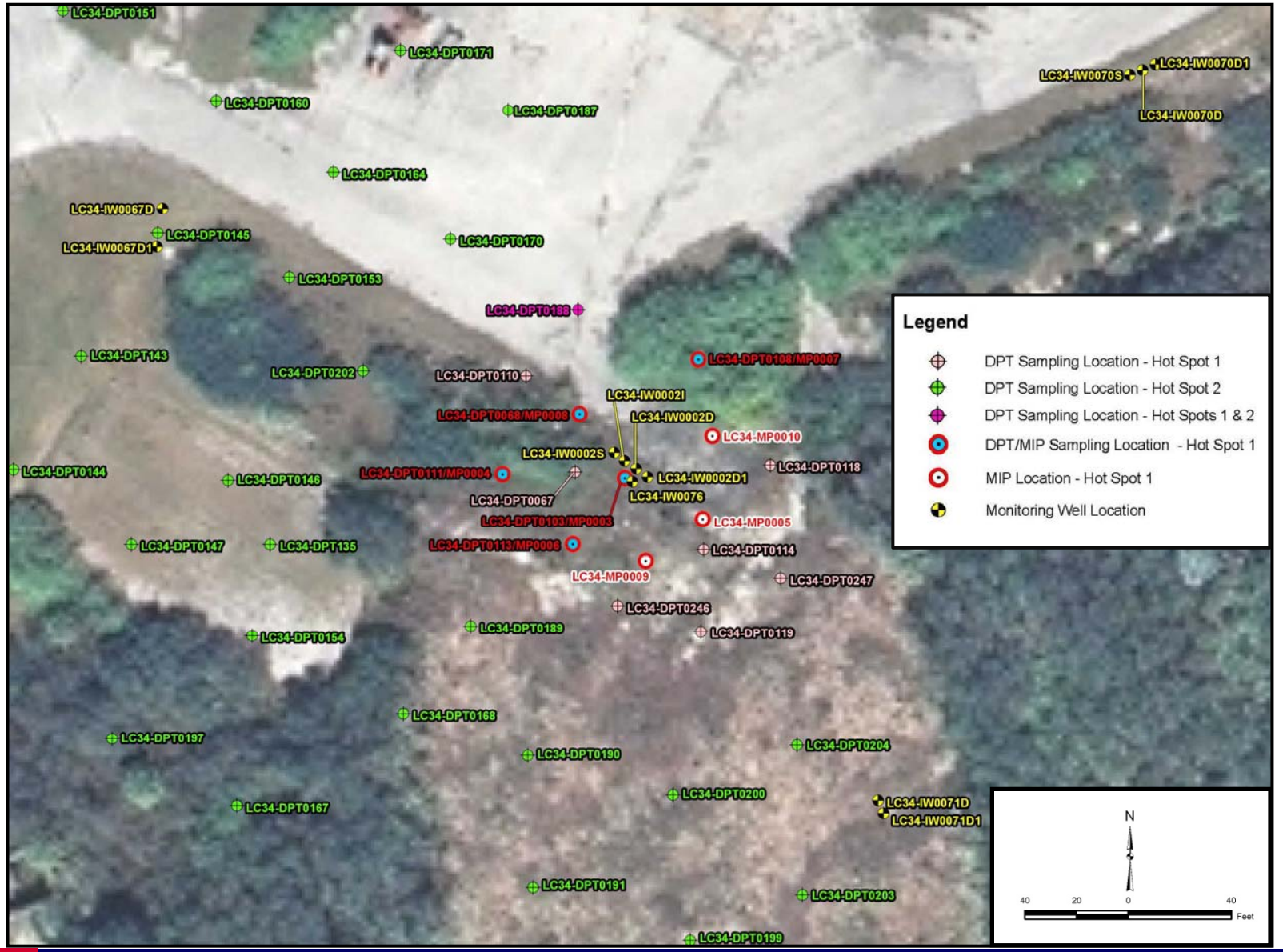

Site Overview and Background

Field Activities

Results

Path Forward

Geosyntec consultants

Follow-Up Activities

- Pneumatic slug testing performed at four Layer 5 monitoring wells
- Sonic drilling performed in Hot Spot 1, in the immediate vicinity of MIP0003
  - *Continuous core collected and logged to 80 ft bls*
  - *Six discrete saturated zone soil samples collected to assess TCE mass in Layers 3/4/5.*
  - *Monitoring well IW0076 installed (screen interval from 70 – 80 ft bls) and sampled for VOCs*

Site Overview and Background
Field Activities
Results
Path Forward

Geosyntec consultants

Layer 5 Pneumatic Testing

- Four locations, minimum of 3 tests per location (K) results:
  - *IW-02D1 (50-55 ft bls) = 2.7 ft/day*
  - *PA-20 (55-60 ft bls) = 5.6 ft/day*
  - *PA-21 (55-60 ft bls) = 1.4 ft/day*
  - *PA-22 (55-60 ft bls) = 1.5 ft/day*
  - *Average = 2.8 ft/day (Layer 5 previously reported as 0.4 ft/day)*
- Results suggest Layer 5 is more permeable than originally conceptualized

Geosyntec consultants

Sonic Core Lithology Observations

- Pertinent lithologic observations:
  - *Gray fine sand w/ shell fragments below 29 ft bls (Layer 3)*
  - *Very fine, silty gray sand below 42 ft bls*
  - *Gray sandy clay below 45 ft bls (Layer 4)*
  - *Gray clayey fine sand with shell fragments below 47 ft bls (Layer 5)*
  - *Gray/tan fine silty sand w/ shell fragments below 48 ft bls to 66 ft bls (Layer 5)*
  - *Salt & pepper sand below 66 ft bls (Layer 6)*



Geosyntec consultants

Saturated Soil Sampling Results



Site Overview and Background

Field Activities

Results

Path Forward

- Six saturated zone soil samples collected to assess mass distribution:
  - *37.0 ft bls – TCE = 42.7 mg/kg*
  - *42.0 ft bls – TCE = 56.2 mg/kg*
  - *44.5 ft bls – TCE = 25.4 mg/kg*
  - *47.0 ft bls – TCE = 7.78 mg/kg*
  - *48.5 ft bls – TCE = 2.14 mg/kg*
  - *53.0 ft bls – TCE = 0.008 mg/kg*
- Mass distribution is consistent w/ MIP logs and DPT groundwater data

Geosyntec consultants

MIP0003

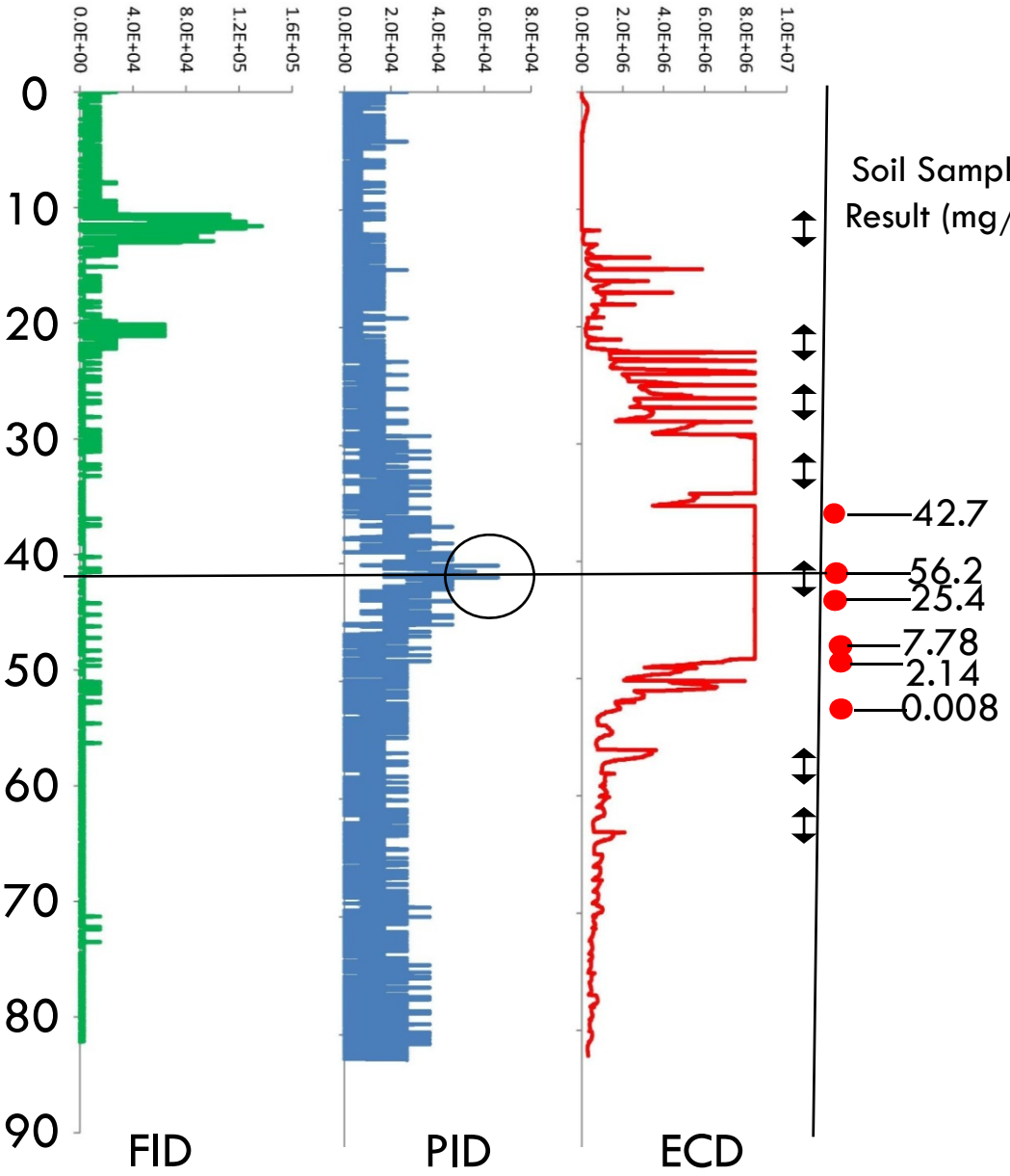

DPT0103	
Interval (ft BLS)	TCE (µg/L)
12 to 16	40 U
20 to 24	200
25 to 29	3,300
31 to 35	42,000
41 to 45	141,000
56 to 60	39,100
61 to 65	43

Site Overview and Background

Field Activities

Results

Path Forward

Geosyntec consultants

Monitoring Well Installation/Sampling

- Monitoring well IW0076 installed July 2009
  - *2-inch diameter*
  - *Screened interval from 70 to 80 ft bls*
- Groundwater sampling results revealed no VOCs above laboratory detection limits (<1.0 µg/L)
- Monitoring well sampling results – in combination with previous MIP/DPT data suggest deep mass is not present at Hot Spot 1

Geosyntec consultants

TCE 30 to 60 ft BLS

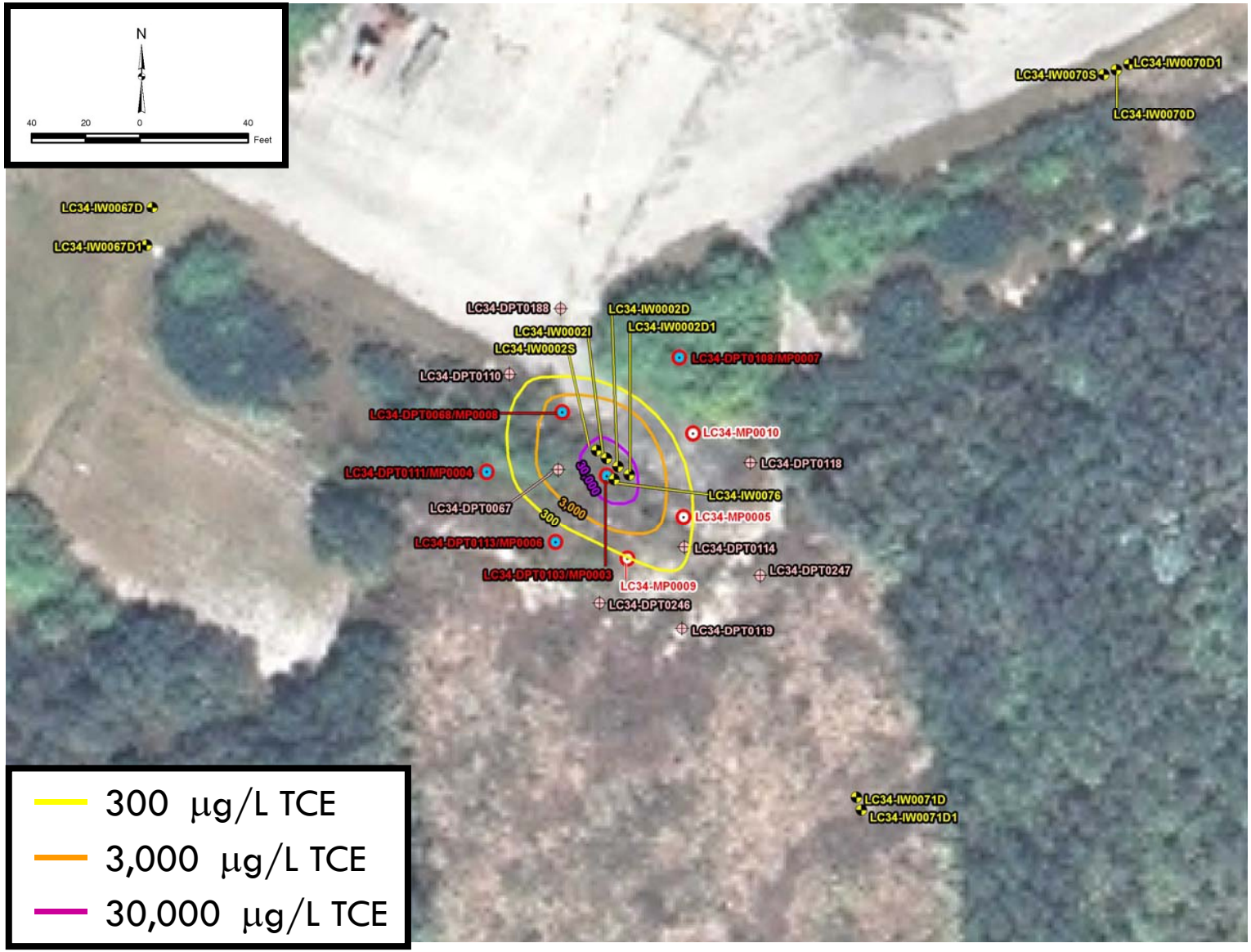

Geosyntec consultants

Hot Spot 1 – Alternative Summary

ALTERNATIVE	Anticipated Effectiveness	Capital Cost	Estimated Timeframe to <NADC
Electrical Resistivity Heating	High	$973,000	<1 yr
Large Diameter Auger with Steam, Hot Air and Zero Valent Iron	High	$1,230,000	<1 yr
Large Diameter Auger with EZVI	Moderate-High	$917,000	<1 yr
Large Diameter Auger with ZVI/Clay	Moderate-High	$946,000	<1 yr
LDA Excavation/Flowable Fill Backfill	High	$2,002,000	<1 yr
High Pressure EZVI Injection (Badger System) w/ 25% Redose	Low-Moderate	$825,000	1 - 5 yrs
Pump and Treat System Expansion to Include Pumping from Hot Spot 1	Containment*	$50,000	10+ yrs
Bioremediation utilizing injection wells, electron donor and microbial culture with up to 5 targeted lactate and/or oil re-applications	Moderate	$582,000	2 - 4 yrs

Notes:

1. Capital costs are based largely upon vendor provided budgetary estimates for treatment of Hot Spot 1.
2. Vendor costs include a 10% subcontractor markup.
3. NADC - Natural Attenuation Default Criteria.
4. All construction oversight/implementation field support costs are based upon the use of local personnel (i.e. no costs have been included for extensive travel, airfare, perdiems, hotels, parking, etc.).
5. P&T system expansion costs do not include electrical costs for 1/2 hp pump, O&M costs associated with operations, and assumes that the P&T system orginally designed for the site, which included room in control panel for system expansion, is installed.
6. Bioremediation alternatives include re-dosing, monitoring, and reporting costs (spanning up to four years)as "capital costs" for cost comparison purposes.
7. * - P&T system expansion will provide dissolved plume treatment; however, primarily considered a containment technology.

Geosyntec consultants



ESTCP Pilot

Site Overview and Background

Field Activities

Results

Path Forward

- Geosyntec received ESTCP grant to implement a pilot study to evaluate bioremediation with a partitioning electron donor (PED)
- What is PED?
  - *Electron donor that partitions directly into and out of DNAPL*
  - *Promotes growth of dechlorinating biomass close to DNAPL, which enhances DNAPL dissolution rates*
  - *Results in higher concentrations of electron donor at the DNAPL:water interface*
  - *Particularly suited for heterogeneous zones*
- Pilot location originally proposed in CA fell through – new location sought. LC34 Hot Spot 1 identified as ideal candidate site

Geosyntec consultants



ESTCP Pilot (cont'd)

- PED pilot structure similar to IM evaluated for bioremediation in costing summary
- Benefits to NASA
  - *Pilot Test implementation is funded by ESTCP grant*
  - *Hot Spot 1 potentially "remediated" through actions largely funded by others*
  - *NASA will have complete access to data as it comes in for parallel Pilot Study Report*
  - *Information learned may yield positive information for LC34 and other KSC/CCAFS sites*
  - *If it fails? – valuable information learned regarding a technology that will not work*
- Collected data will be evaluated and reported separate to ESTCP reporting

Geosyntec consultants



ESTCP Pilot Path Forward

- Submittal of Pilot Study Work Plan to FDEP
- Anticipated implementation elements
  - *Injection network for DPT injection of n-butyl acetate throughout treatment zone*
  - *Extraction of groundwater at low flow (potentially only intermittently) from recovery well cluster in center of plot*
  - *Two bundle wells (4 or 5 depth specific sample ports each), and existing monitoring wells to be sampled to assess performance*
  - *Mass flux assessed via concentration changes in extraction well cluster*
  - *Extracted fluids (if ultimately warranted) to either be re-injected around periphery of treatment cell or treated with GAC and discharged distal to pilot area*
  - *Pilot anticipated to run for 9 to 12 months*

6770 South Washington Avenue

Titusville, FL 32780

321.269.5880

www.geosyntec.com

Geosyntec consultants

Hot Spot 1 Alternative Summary

ALTERNATIVE	Anticipated Effectiveness	Capital Cost	Estimated Timeframe to <NADC
Electrical Resistivity Heating	High	$973,000	<1 yr
Large Diameter Auger with Steam, Hot Air and Zero Valent Iron	High	$1,230,000	<1 yr
Large Diameter Auger with EZVI	Moderate-High	$917,000	<1 yr
Large Diameter Auger with ZVI/Clay	Moderate-High	$946,000	<1 yr
LDA Excavation/Flowable Fill Backfill	High	$2,002,000	<1 yr
High Pressure EZVI Injection (Badger System) w/ 25% Redose	Low-Moderate	$825,000	1 - 5 yrs
Pump and Treat System Expansion to Include Pumping from Hot Spot 1	Containment*	$46,000	10+ yrs
Bioremediation utilizing injection wells, electron donor and microbial culture with up to 5 targeted lactate and/or oil re-applications	Moderate	$582,000	2 - 4 yrs

Notes:

1. Capital costs are based largely upon vendor provided budgetary estimates for treatment of Hot Spot 1.
2. Vendor costs include a 10% subcontractor markup.
3. NADC - Natural Attenuation Default Criteria.
4. All construction oversight/implementation field support costs are based upon the use of local personnel (i.e. no costs have been included for extensive travel, airfare, perdiems, hotels, parking, etc.).
5. P&T system expansion costs do not include electrical costs for 1/2 hp pump, O&M costs associated with operations, and assumes that the P&T system orginally designed for the site, which included room in control panel for system expansion, is installed.
6. Bioremediation and Potassium Permanganate alternatives include re-dosing, monitoring, and reporting costs (spanning up to four years)as "capital costs" for cost comparison purposes.
7. * - P&T system expansion will provide dissolved plume treatment; however, primarily considered a containment technology to mitigate potential dissolved plume migration below 60 ft bls.

LAUNCH COMPLEX 34, HOT SPOT 1

TECHNOLOGY: ELECTRICAL RESISTIVITY HEATING

DESCRIPTION: Installation of 11 heating electrodes to approximately 61 ft bls, with top of electrode conductivity zone at 12 ft bls and 11 co-located vapor recovery wells. Off-gas treatment from vapor recovery wells (200 scfm 15-hp vapor recovery blower) provided by granular activated carbon. Anticipated average electrical heating power input of 440 kW and total heating treatment time of 91-131 days. Performance of four confirmatory borings with associated soil sampling following treatment.

Item	Description	Quantity	Unit	Unit Cost	Total Cost
Contractor Mobilization/Demobilization	Contractor preparation and equipment to and from site	1	LS	$ 150,000	$ 150,000
Site Preparation	Miscellaneous site preparation, surveying, utility clearance	1	LS	$ 5,000	$ 5,000
Contractor shop drawings, work plans, permits	Deliverable requirements prior to implementation	1	LS	$ 42,000	$ 42,000
Drilling and Subsurface Installation	Installation of Electrodes, vapor recovery wells, monitoring points	1	LS	$ 175,000	$ 175,000
Remediation System Operations	Contractor system operating costs	1	LS	$ 210,000	$ 210,000
Drilling and Soil Sampling	Characterization/confirmatory sampling	1	LS	$ 80,000	$ 80,000
IDW Handling/Disposal	Drill cuttings and groundwater disposal	1	LS	$ 10,000	$ 10,000
Electrical Connection	Service from existing power to equipment	1	LS	$ 20,000	$ 20,000
Electrical Energy Usage	Electrical costs based upon $0.11 per kWh	1	LS	$ 135,000	$ 135,000
Carbon Usage, Transport and Regeneration	Off-gas Treatment of vapors	1	LS	$ 13,000	$ 13,000
Water/Condensate Disposal	Process condensate water	1	LS	$ 1,000	$ 1,000
Other Operational Costs	Vapor Sampling, OSHA Monitoring, etc.	1	LS	$ 15,000	$ 15,000
Construction Management/Installation Oversight	Construction Management/Installation Oversight	880	HR	$ 100	$ 88,000
Project Management	Project coordination, meetings, telephone conferences, progress reports	120	HR	$ 120	$ 14,400
Installation Report	Summary of project implementation and results	120	HR	$ 120	$ 14,400
TOTAL ESTIMATED COST					**$ 972,800**

Notes:

1. Electrical Resistivity costs are based upon budgetary proposal from Thermal Remediation Services, Inc. for the treatment of up to 4,000 sf to a total depth of 60 ft and a treatment zone from 30 to 61 ft bls.
2. Construction management/oversight costs are based upon 110 day project duration with personnel on-site 8 hrs/day.
3. ERH quote Based upon 11 electrodes and 91-131 days of heating time.

LAUNCH COMPLEX 34, HOT SPOT 1

TECHNOLOGY: LARGE DIAMETER AUGER MIXING WITH STEAM AND ZVI

DESCRIPTION: Thermal treatment of contaminanted soils and groundwater by in-situ soil mixing using an 8-ft diameter large diameter auger (LDA) while injecting hot air and steam to remove source zone CVOCs. Following thermal treatment, zero valent iron (ZVI) will be applied as a slurry which will be injected and mixed using the LDA to provide a polishing step. LDA activities will focus on the 30 to 60.5 ft bls depth interval, and with a 17.5% planned overlap, will require 97 treatment cells. Off-gas treatment from a vapor recovery shroud will be treated via granular activated carbon. Performance of four confirmatory borings with associated soil sampling following treatment.

Item	Description	Quantity	Unit	Unit Cost	Total Cost
Contractor Mobilization/Demobilization	Contractor preparation and equipment to and from site	1	LS	$ 175,000	$ 175,000
Site Preparation	Miscellaneous site preparation and surveying	1	LS	$ 5,000	$ 5,000
LDA Mixing/Steam Cost	Contractor Costs for Soil Mixing and Steam Treatment (3,800 sf from 0 to 60 ft bls), 8 ft diameter cells with 17.5% overlap	8,444	cy	$ 83	$ 700,852
Treatment Materials	ZVI Iron	75	Ton	$ 1,215	$ 91,125
No Dig Day	No work due to weather, lightning, and/or launch operations	5	day	$ 15,000	$ 75,000
Drilling and Soil Sampling	Characterization/confirmatory sampling	1	LS	$ 80,000	$ 80,000
Carbon Usage, Transport and Regeneration	Off-gas Treatment of vapors	1	LS	$ 25,000	$ 25,000
IDW Handling/Disposal	Drill cuttings and groundwater disposal	1	LS	$ 10,000	$ 10,000
Other Operational Costs	Vapor Sampling, OSHA Monitoring, etc.	1	LS	$ 10,000	$ 10,000
Construction Management/Installation Oversight	Construction Management/Installation Oversight	350	HR	$ 100	$ 35,000
Project Management	Project coordination, meetings, telephone conferences, progress reports	80	HR	$ 120	$ 9,600
Installation Report	Summary of project implementation and results	120	HR	$ 120	$ 14,400
TOTAL ESTIMATED COST					**$ 1,230,977**

Notes:

1. Costs are based upon FECC budgetary proposal dated March 17, 2009.
2. Electrical costs for operation of equipment ARE NOT INCLUDED.
3. Soil mixing with steam and hot air will be focused from 30 to 60 ft bls with the injection of ZVI at 0.5% to 1% by weight (Peerless P1 with less than 50 mesh grain size).

LAUNCH COMPLEX 34, HOT SPOT 1

TECHNOLOGY: LARGE DIAMETER AUGER MIXING WITH EZVI INJECTION

DESCRIPTION: Emulsified zero valent iron (EZVI) treatment of contaminanted soils and groundwater by in-situ soil mixing using an 8-ft diameter large diameter auger (LDA). LDA/EZVI injection activities will focus on the 30 to 60.5 ft bls depth interval, and with a 17.5% planned overlap, will require 97 treatment cells. A calculated 18, 245 gallons of 10% micro scale EZVI mixture will be applied to the treatment zone. Performance monitoring from up to 10 monitoring wells within the treatment zone will be implemented following the completion of LDA activities.

Item	Description	Quantity	Unit	Unit Cost	Total Cost
Contractor Mobilization/Demobilization	Contractor preparation and equipment to and from site	1	LS	$ 95,000	$ 95,000
Site Preparation	Miscellaneous site preparation and surveying	1	LS	$ 5,000	$ 5,000
LDA Mixing Cost	Contractor Costs for Soil Mixing with 17.5% overlap	8,444	cy	$ 30	$ 253,320
Treatment Materials	EZVI	18,425	gal	$ 19	$ 350,075
No Dig Day	No work due to weather, lightning, and/or launch operations	5	day	$ 11,000	$ 55,000
MW Installations and Performance Monitoring	Characterization/confirmatory sampling, performance monitoring of groundwater	1	LS	$ 80,000	$ 80,000
IDW Handling/Disposal	Drill cuttings and groundwater disposal	1	LS	$ 10,000	$ 10,000
Other Operational Costs	Vapor Sampling, OSHA Monitoring, etc.	1	LS	$ 10,000	$ 10,000
Construction Management/Installation Oversight	Construction Management/Installation Oversight	350	HR	$ 100	$ 35,000
Project Management	Project coordination, meetings, telephone conferences, progress reports	80	HR	$ 120	$ 9,600
Installation Report	Summary of project implementation and results	120	HR	$ 120	$ 14,400
TOTAL ESTIMATED COST					**$ 917,395**

Notes:

1. Costs are based upon FECC units costs from HMF budgetary proposal dated February 23, 2009.
2. Electrical costs for operation of equipment (mixers and pumps) ARE NOT INCLUDED.
3. EZVI costs are for premixed 10% EZVI delivered (with 10% markup) from TEA.

LAUNCH COMPLEX 34, HOT SPOT 1

TECHNOLOGY: LARGE DIAMETER AUGER MIXING ZVI AND CLAY

DESCRIPTION: Soil will be mixed via an 8 to 8.5 foot diameter large diameter auger (LDA). Clay will be added in the form of bentonite as a drilling fluid. Once the soil is mixed, zero valent iron (ZVI) is added at the top of the column prior to the first mixing stroke. Emulsified oil substrate (EOS) is added at the pump and injected during the second mixing stroke. Treatment will be provided by an estimated 85 - 100 treatment cells focusing on the addition of clay, ZVI and EOS within the 30 to 60 ft bls depth range.

Item	Description	Quantity	Unit	Unit Cost	Total Cost
Contractor Mobilization/Demobilization	Contractor preparation and equipment to and from site	1	LS	$ 95,000	$ 95,000
Site Preparation	Miscellaneous site preparation and surveying	1	LS	$ 5,000	$ 5,000
LDA Mixing Cost	Contractor Costs for Soil Mixing (3,800 sf from 0 to 60 ft bls)	8,444	cy	$ 60	$ 506,640
Treatment Materials	ZVI and Bentonite Material (injected from 30 to 60 ft bls exclusively)	4,222	cy	$ 25	$ 105,550
No Dig Day	No work due to weather, lightning, and/or launch operations	5	day	$ 15,000	$ 75,000
Drilling and Soil Sampling	Characterization/confirmatory sampling	1	LS	$ 80,000	$ 80,000
IDW Handling/Disposal	Drill cuttings and groundwater disposal	1	LS	$ 10,000	$ 10,000
Other Operational Costs	Vapor Sampling, OSHA Monitoring, etc.	1	LS	$ 10,000	$ 10,000
Construction Management/Installation Oversight	Construction Management/Installation Oversight	350	HR	$ 100	$ 35,000
Project Management	Project coordination, meetings, telephone conferences, progress reports	80	HR	$ 120	$ 9,600
Installation Report	Summary of project implementation and results	120	HR	$ 120	$ 14,400
TOTAL ESTIMATED COST					**$ 946,190**

Notes:

1. LDA Mixing and materials costs based upon feasibility study performed for similar sized site for private industrial client.
2. Based upon available information (Vint Hills), actual costs were $243/cy, cost provided above are $112/cy (indicates substantial uncertainty in costs).

LAUNCH COMPLEX 34, HOT SPOT 1

TECHNOLOGY: DRIVEN CAISSONS WITH LDA EXCAVATION, FLOWABLE FILL AND OFFSITE DISPOSAL OF SOIL

DESCRIPTION: Caissons will be vibrated in to a depth of approximately 80 ft bls (keyed into low permeability materials at the base of the aquifer). Soil within the caissons will be excavated using a large diameter auger to a depth of approximately 60 ft bls (deeper if DNAPL is vibrated downward within caissons). Once excavated, the caisson will be backfilled with flowable fill material and the caisson will be removed. Excavated impacted soils will be properly disposed off-site. Treatment will require some overlap to ensure complete removal of the source area materials.

Item	Description	Quantity	Unit	Unit Cost	Total Cost
Contractor Mobilization/Demobilization	Contractor preparation and equipment to and from site	1	LS	$ 150,000	$ 150,000
Site Preparation	Miscellaneous site preparation and surveying	1	LS	$ 5,000	$ 5,000
Casing Driving, Excavation, Fill, and Disposal	Contractor Costs for Soil Mixing with 15% overlap - Excavation to 60 ft	13,500	ton	$ 125	$ 1,687,500
Drilling and Soil Sampling	Characterization/confirmatory sampling	1	LS	$ 80,000	$ 80,000
IDW Handling/Disposal	Drill cuttings and groundwater disposal	1	LS	$ 10,000	$ 10,000
Other Operational Costs	Vapor Sampling, OSHA Monitoring, etc.	1	LS	$ 10,000	$ 10,000
Construction Management/Installation Oversight	Construction Management/Installation Oversight	350	HR	$ 100	$ 35,000
Project Management	Project coordination, meetings, telephone conferences, progress reports	80	HR	$ 120	$ 9,600
Installation Report	Summary of project implementation and results	120	HR	$ 120	$ 14,400
TOTAL ESTIMATED COST					**$ 2,001,500**

Notes:

1. Contractor costs are based upon general budgetary information for concept level costing provided by LFR. Unit rate of $170/ton provided; however, based upon quantity, unit cost reduced by 26% to account for cost saving associated with increased weight.

2. Soil weight based upon 1.4 ton/cy conversion factor and 8,444 cy of impacted soil with 15% overlap (9,711 cy).

LAUNCH COMPLEX 34, HOT SPOT 1

TECHNOLOGY: EZVI BADGER INJECTION SYSTEM

DESCRIPTION: High pressure injection via 26 injection points at 10 depth intervals per point of 18,425 gallons of 10% micro scale EZVI and 9,212 gallons of emulsified oil througout the treatment zone utilizing Badger (or equivalent) high-pressure injection system. Performance monitoring upon completion of injection activities.

Item	Description	Quantity	Unit	Unit Cost	Total Cost
Contractor Mobilization/Demobilization	Contractor preparation and equipment to and from site	1	LS	$ 3,000	$ 3,000
Site Preparation	Miscellaneous site preparation and surveying	1	LS	$ 3,000	$ 3,000
EZVI Injection	26 Injection Points, 10 injection intervals per point, inc	27,637	gal	$ 5.5	$ 152,004
Treatment Materials	EZVI	18,425	gal	$ 19	$ 350,075
Treatment Materials	Carrier Oil for EZVI Injection with Badger Tooling	9,212	gal	$ 2	$ 18,424
Monitoring Costs	Characterization/confirmatory sampling/performance monitoring	1	LS	$ 80,000	$ 80,000
IDW Handling/Disposal	Drill cuttings and groundwater disposal	1	LS	$ 5,000	$ 5,000
Other Operational Costs	Vapor Sampling, OSHA Monitoring, etc.	1	LS	$ 5,000	$ 5,000
Construction Management/Installation Oversight	Construction Management/Installation Oversight	150	HR	$ 100	$ 15,000
Project Management	Project coordination, meetings, telephone conferences, progress reports	80	HR	$ 120	$ 9,600
Installation Report	Summary of project implementation and results	160	HR	$ 120	$ 19,200
TOTAL ESTIMATED COST					**$ 660,303**
TOTAL ESTIMATED COST WITH 25% INITIAL VOLUME REDOSE					**$ 825,378**

Notes:

1. Unit costs for injection and carrier oil volume are based upon Renegade estimate dated April 10, 2009.
2. EZVI costs are for premixed 10% EZVI delivered (with 10% markup) from TEA.
3. Based upon a ROI of up to 8 ft.

LAUNCH COMPLEX 34, HOT SPOT 1

TECHNOLOGY: Pump-and-treat system expansion to include groundwater extraction from Hot Spot 1

DESCRIPTION: Installation of one recovery well to provide hydraulic containment of Hot Spot 1 and prevent potential movement of mass to Layer 6 (60 to 80 ft bls depth interval). One recovery well will be installed and tied into the ESB-area P&T system.

Item	Description	Quantity	Unit	Unit Cost	Total Cost
Site Preparation	Miscellaneous site preparation, utility clearance	1	LS	$ 2,000	$ 2,000
Sonic Driller Mobilization		1	LS	$ 2,500	$ 2,500
Sonic Drilling	One, 6-inch diameter stainless steel recovery well to 60 ft	1	LS	$ 11,000	$ 11,000
Well Drilling Oversight/Travel/Equipment	Project geologist oversight of installation and development of recovery well	1	DAY	$ 2,000	$ 2,000
Recovery well vault box	24x24x24 inch steel vault box with concrete apron	1	LS	$ 1,320	$ 1,320
Recovery well pump	1/2 HP pump w/ leads, installed	1	LS	$ 2,000	$ 2,000
Recovery well piping, trenching, and electrical	Approximately 500 ft of trenching, HDPE pipe, electrical wire and conduit, surface completion to match existing	500	FT	$ 30.00	$ 15,000
flow meter, valves, sample ports, misc.		1	LS	$1,000	$ 1,000
IDW Handling/Disposal	Drill cuttings and groundwater disposal	1	LS	$ 1,000	$ 1,000
Project Management	Project coordination, meetings, telephone conferences, progress reports	8	HR	$ 120	$ 960
Data Evaluation During Implementation	Evaluating results, adjusting and optimizing pumping rate, etc.	16	HR	$ 120	$ 1,920
Installation Report	Summary of project implementation and results	40	HR	$ 120	$ 4,800
TOTAL ESTIMATED COST					**$ 45,500**

Notes:

1. No costs are included for operation of pump (electrical), maintenance, etc.

LAUNCH COMPLEX 34, HOT SPOT 1

TECHNOLOGY: MULTI-CHAMBER WELL BIOREMEDIATION WITH SOLAR MIXING ABOVE AND BELOW CLAY

DESCRIPTION: Installation of 48 multi-chamber wells (7 chambers per well), with chamber intervals focused on specific targeted depth intervals. Installation of 10 performance monitoring wells, 2 extraction wells and 6 injection wells. Injection of 20 drums of emulsified oil using low pressure injection/gravity feed techniques and injection of 40 liters of microbial culture. Installation and operation of a solar circulation system to extract groundwater from just above and just below clay layer, pump to land surface and evenly re-distribute to three injection wells above and three injection wells below the clay layer. The pumping system will be low flow and only operational during "sun" hours. Performance of up to five follow-up targeted re-injections and performance monitoring.

Item	Description	Quantity	Unit	Unit Cost	Total Cost
Site Preparation	Miscellaneous site preparation, surveying, utility clearance	1	LS	$ 5,000	$ 5,000
Dosing Wells	Drillers costs for DPT installation of 48 multi-chamber wells (7 chambers per well)	1	LS	$ 115,000	$ 115,000
Performance Monitoring Wells/Circulation Wells	10 performance wells, 2 extraction wells, 6 injection wells	1	LS	$ 15,000	$ 15,000
Drilling Oversight	Oversight of all drilling activities	25	DAY	$ 1,500	$ 37,500
Electron Donor Purchase and Injection	emulsified oil (20 drums), shipping, onsite injection, and equipment	1	LS	$ 74,600	$ 74,600
Electron Donor Purchase and Injection	ethyl lactate (2 drums) plus shipping	2	drum	$ 900	$ 1,800
Microbial Culture	Purchase and Injection of culture (40 Liters)	1	LS	$ 27,500	$ 27,500
IDW Handling/Disposal	Drill cuttings and groundwater disposal	1	LS	$ 10,000	$ 10,000
In-situ mixing system	Solar panels, pumps, valving, etc.	1	LS	$ 20,000	$ 20,000
Monitoring Costs	Groundwater performance Sampling	1	LS	$ 100,000	$ 100,000
O&M Costs	Bimonthly inspection and maintenance of low flow solar pumping system	24	MONTH	$ 1,000	$ 24,000
Installation Oversight (Solar system)	Construction Management/Installation Oversight	60	HR	$ 100	$ 6,000
Project Management	Project coordination, meetings, telephone conferences, progress reports	80	HR	$ 120	$ 9,600
Data Evaluation During Implementation	Evaluating results, adjusting and optimizing dosing plans, etc.	120	HR	$ 120	$ 14,400
Installation Report	Summary of project implementation and results	240	HR	$ 120	$ 28,800
TOTAL ESTIMATED COST					**$ 489,200**
Reinjection (25% of initial volume) of Electron Donor		5	LS	$ 18,650	**$ 93,250**
TOTAL WITH FIVE FOLLOW UP PARTIAL RE-INJECTIONS					**$ 582,450**

Notes:

1. Multi-chamber will costs are based upon quote from EDS.
2. Injection well layout based upon conservative 5 ft ROI throughout treatment plot.

ADVANCED DATA PACKAGE

C.4 Step 1 Engineering Evaluation: Hot Spots 3 and 4 ADP

Geosyntec consultants



Launch Complex 34 (LC34)

SWMU CC054

Step 1 Engineering Evaluation:

Hot Spots 3 and 4

December 2011

Geosyntec consultants



Presentation Outline

- Site overview and background
- Hot spot definitions and update
- Goals of presentation
- Assessment results
  - *Test consensus*
- Path forward

Geosyntec consultants

Site Overview and Background

- LC34 supported Saturn 1 and Saturn 1B
- Multiple releases of TCE (>100K pounds) between 1950 to 1968 in area of ESB
- RFI (1999) and RFI addendum (2003) identified TCE, cDCE, tDCE and VC at concentrations greater than GCTL
- CMS completed in 2007

Site Overview and Background
Hot Spots
Goals
Assessment Results
Path Forward

Geosyntec consultants

Site Overview and Background

Site Overview and Background
Hot Spots
Goals
Assessment Results
Path Forward

Areas defined during CMS

- DNAPL source zone (DSZ)
  - *area within a "box" with >100 mg/kg TCE*
- HCP
  - *area of impacted groundwater with TCE, cDCE, tDCE, and VC concentrations greater than NADCs outside DSZ*
- LCP
  - *area of impacted groundwater with TCE, cDCE, tDCE, and VC concentrations greater than GCTLs and less than the NADCs*

Geosyntec consultants

Site Overview and Background

Areas defined during CMS

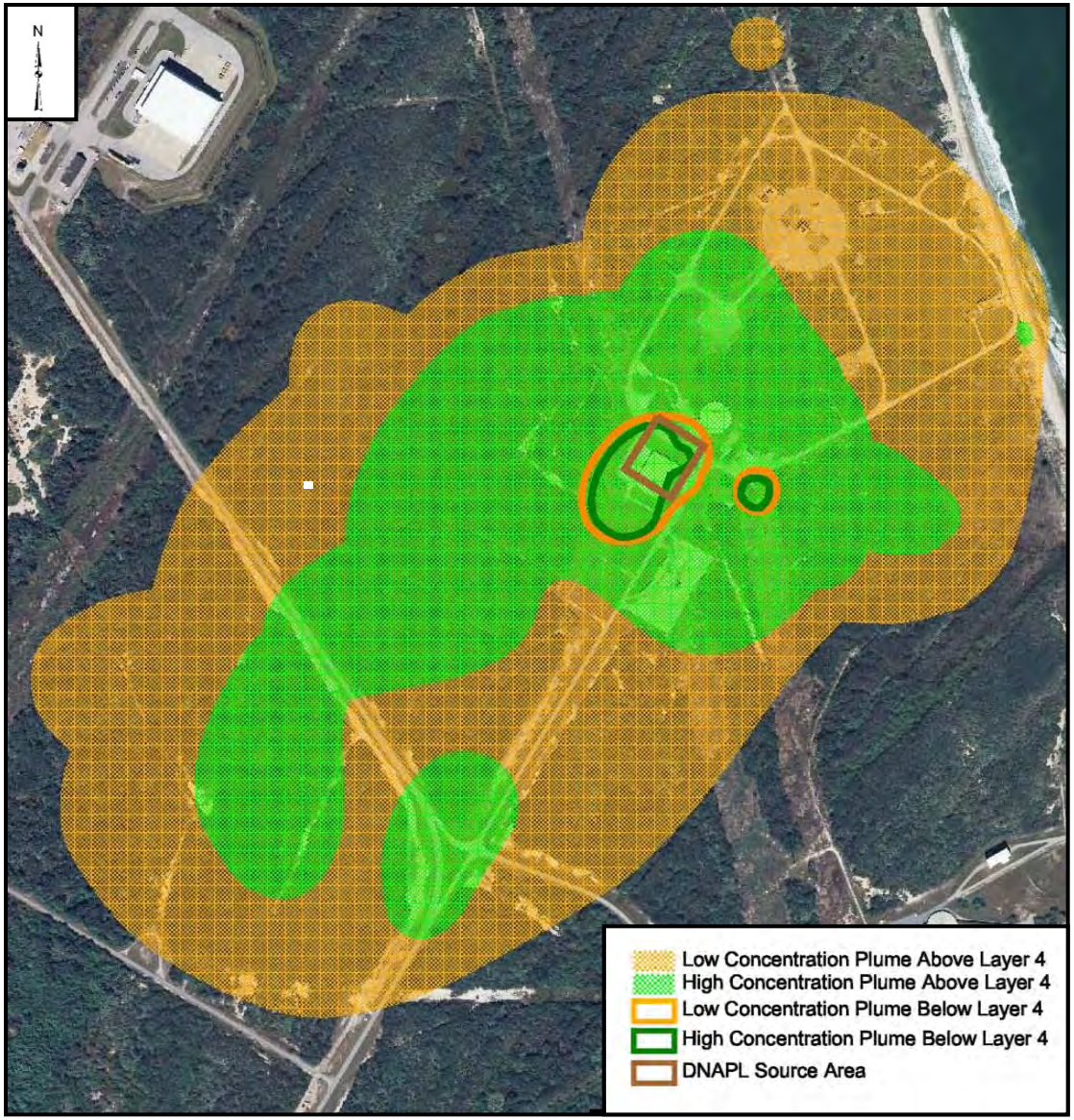

Site Overview and Background
Hot Spots
Goals
Assessment Results
Path Forward

Geosyntec consultants

Site Lithology from CMS

Site Overview and Background

Hot Spots

Goals

Assessment Results

Path Forward

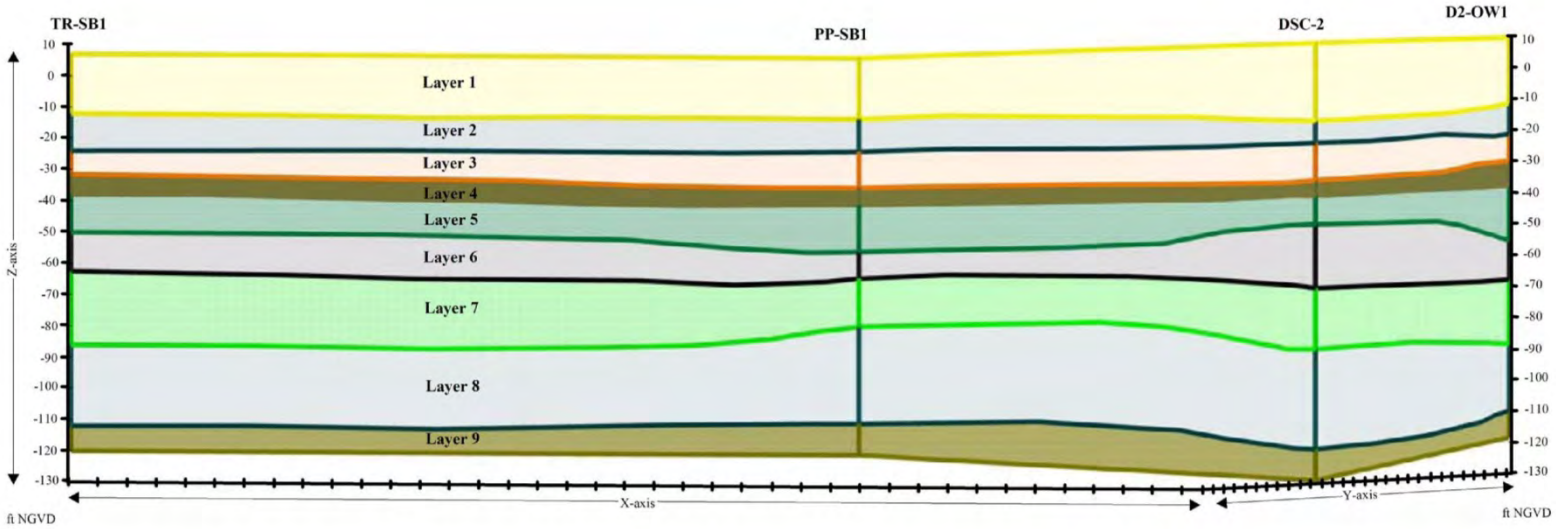

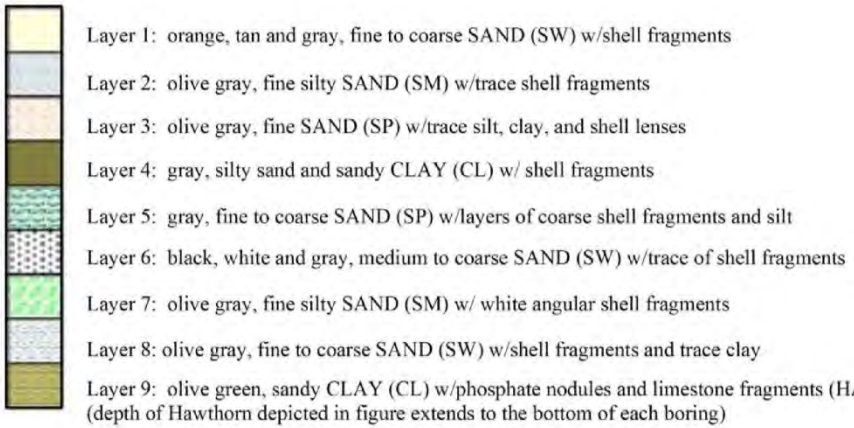

Layer 1: orange, tan and gray, fine to coarse SAND (SW) w/shell fragments

Layer 2: olive gray, fine silty SAND (SM) w/trace shell fragments

Layer 3: olive gray, fine SAND (SP) w/trace silt, clay, and shell lenses

Layer 4: gray, silty sand and sandy CLAY (CL) w/ shell fragments

Layer 5: gray, fine to coarse SAND (SP) w/layers of coarse shell fragments and silt

Layer 6: black, white and gray, medium to coarse SAND (SW) w/trace of shell fragments

Layer 7: olive gray, fine silty SAND (SM) w/ white angular shell fragments

Layer 8: olive gray, fine to coarse SAND (SW) w/shell fragments and trace clay

Layer 9: olive green, sandy CLAY (CL) w/phosphate nodules and limestone fragments (HAWTHORN GROUP)
(depth of Hawthorn depicted in figure extends to the bottom of each boring)



Figure 1

Groundwater Flow and Hydraulic Conductivity

- Groundwater flow at the site is generally radial from the vicinity of the former ESB
  - *Flows to the southwest from the ESB and to the northeast towards the Atlantic Ocean*
- Hydraulic conductivity
  - *Layer 1 (~0 to 25 ft BLS)= 30 ft/d (sand)*
  - *Layer 2 (~25 to 30 ft BLS)= 4 ft/d (silty sand)*
  - *Layer 3 (~30 to 45 ft BLS)= 3 ft/d (fine sand)*
  - *Layer 4 (~45 to 48 ft BLS)= 10^{-3} to 10^{-4} ft/d (silty sand and sandy clay)*
  - *Layer 5 (~48 to 60 ft BLS)= 0.4 ft/d (coarse sand with shell and silt layers)*
  - *Layer 6 (~60 to 80 ft BLS)= 7.5 ft/d (medium to coarse sand)*

Geosyntec consultants

Soil Sampling Performed During CMS

Site Overview and Background

Hot Spots

Goals

Assessment Results

Path Forward

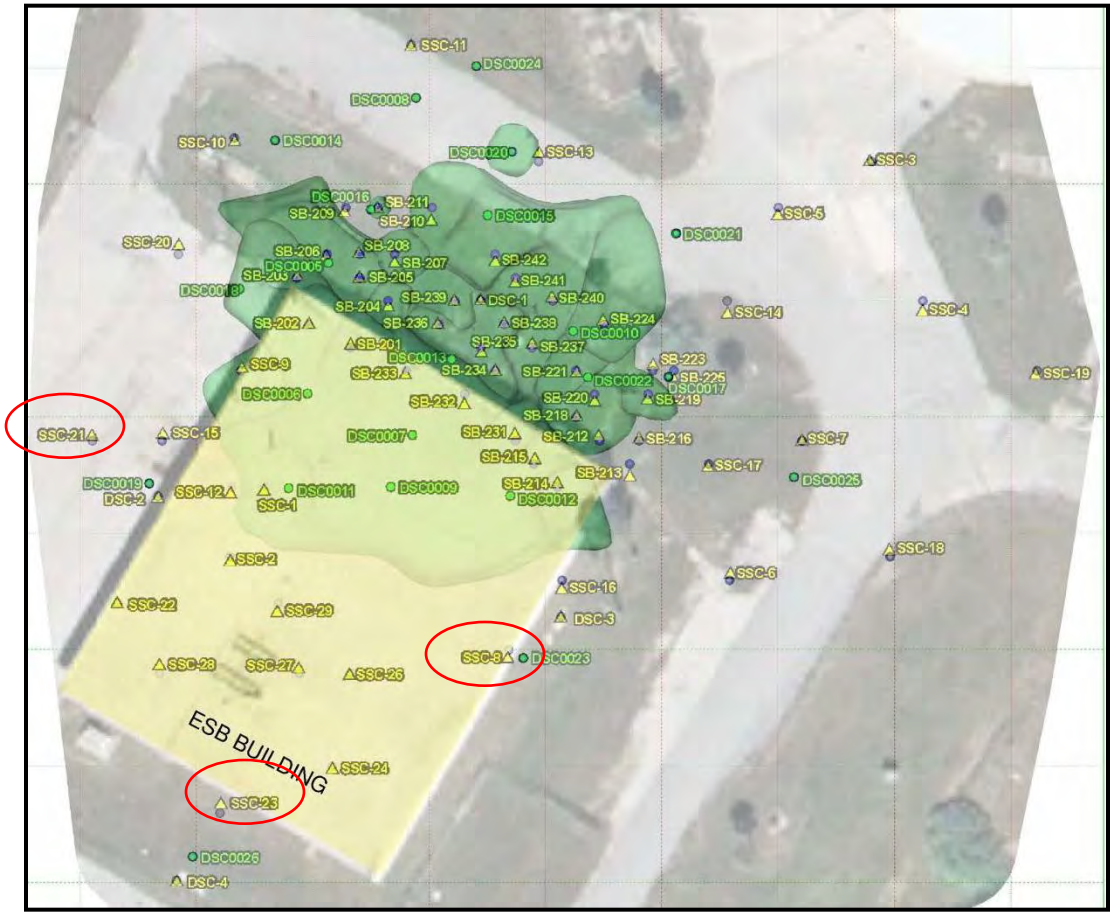

SHALLOW SOIL BORINGS (<45 FEET MSL)

DEEP SOIL BORINGS (>45 FEET MSL)

- Soil sampling performed based on PID screening
- Concentrations outside of DSZ drop off drastically
  - *SSC-21 max = 5.8 mg/kg*
  - *SSC-23 max = 0.0049 mg/kg*
  - *SSC-8 max = 3.5 mg/kg*

Geosyntec consultants

Site Overview and Background

- Remedial alternatives chosen during CMS
  - *Hydraulic containment of the DSZ as an IM*
  - *MNA of HCP and LCP with supplemental investigations and follow-up IMs of CVOC "hot spots", as appropriate*
  - *MNA of the LCP with potential IM if the plume expands towards LC37 or the Atlantic Ocean*
- Hydraulic containment system (IM) for DSZ installed in December 2009

Geosyntec consultants



Hot Spot Definitions

- The term "Hot Spot" is not 10X NADC for this site
  - *Based on areas of interest/investigation*
- Hot Spot 1: the area around monitoring well IW0002D, based on historical fluctuating concentrations of TCE
- Hot Spot 2: the interval of TCE impacted groundwater surrounding the ESB in the 60 to 80 ft BLS interval
- Hot Spot 3: the interval of TCE impacted groundwater outside the DSZ surrounding the ESB in the 16 to 30 ft BLS interval
- Hot Spot 4: the area around monitoring well IW52S, based on historical fluctuating concentrations of TCE

Site Overview and Background
Hot Spots
Goals
Assessment Results
Path Forward
Presentation Focus

engineers | scientists | innovators

Geosyntec consultants



Hot Spot Definitions

- Hot Spot 5: the area around monitoring well IW51S, based on high concentrations of cDCE
- Hot Spot 6: the area around monitoring wells IW57S and IW57I - based on initial high concentrations of TCE detected IW57S and cDCE concentrations detected from both monitoring wells
- Deluge Basin Area: area chosen to investigate if impacts present from former launch activities (flushing of engines)

Site Overview and Background
Hot Spots
Goals
Assessment Results
Path Forward

Geosyntec consultants

Hot Spot Definitions

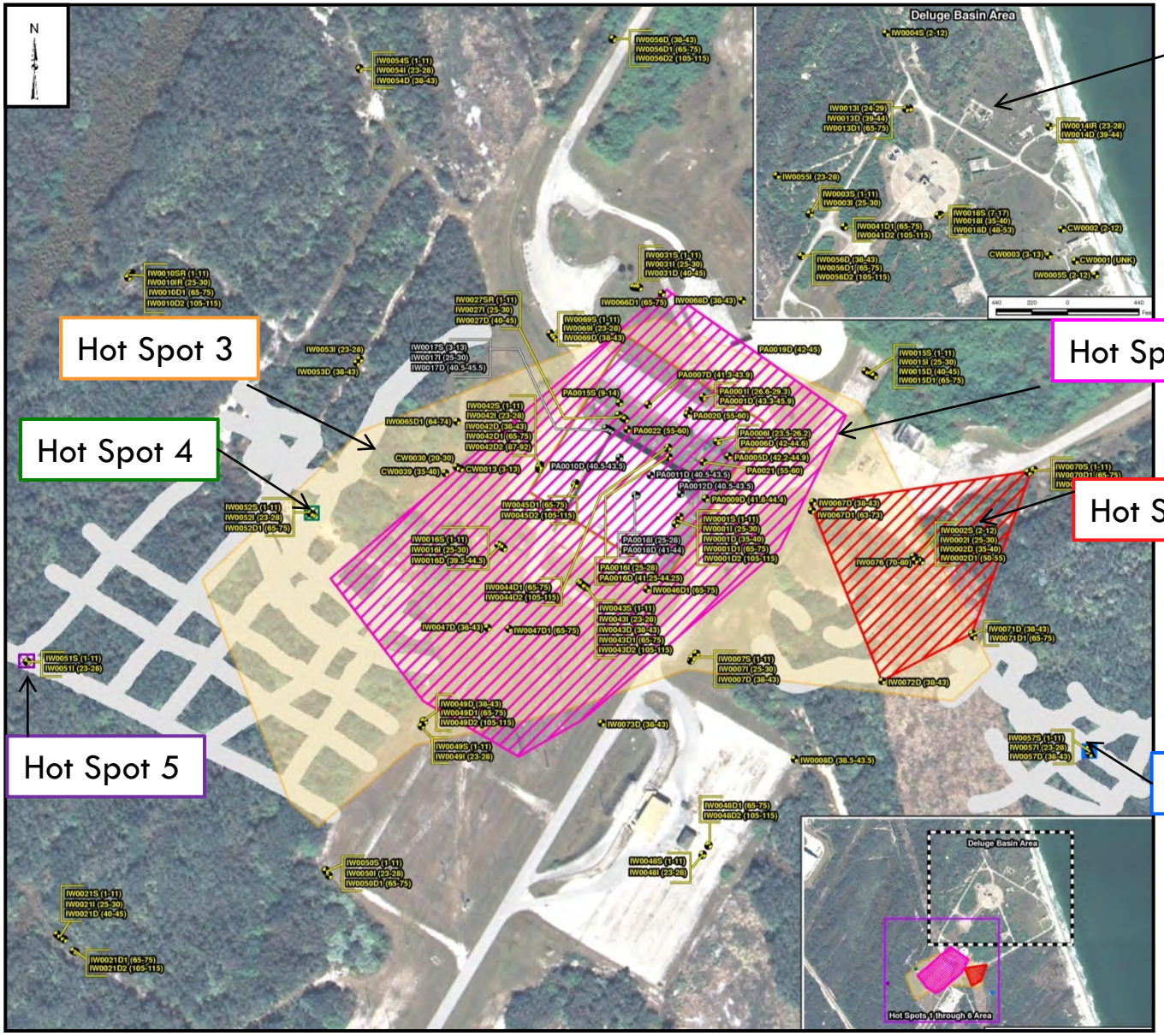

Deluge Basin Area

Figure 2

Site Overview and Background

Hot Spots

Goals

Assessment Results

Path Forward

Geosyntec consultants



Current Status of Hot Spot Investigations

- Step 1 for Hot Spot 1 completed Aug 2008 and Oct 2009
- PED IM Work Plan for Hot Spot 1 presented in May 2010 and implemented in January 2011 (ongoing)
- Hot Spot 2 was included in the hydraulic containment system IM
- Current ADP focuses on assessment of Hot Spots 3 and 4
  - *Includes data collected to-date from other hot spots*

Geosyntec consultants



Goals of Presentation

- Present Step 1 Engineering Evaluation for Hot Spots 3 and 4
  - *Investigation of areas where other source areas could exist outside of DSZ*
  - ***Focused on delineation of parent material (TCE), since hot spots are located within larger HCP and LCP of site (cDCE and VC)***
  - *Presentation of data includes the latest LTM groundwater sampling results*
    - LTM data and DPT data combined to create updated overall contours for the site (see insets on panel maps)
- Discuss path forward
- Obtain Team consensus

Geosyntec consultants



Summary of Assessment Activities

Site Overview and Background

Hot Spots

Goals

Assessment Results

Path Forward

- MIP profiles collected in June and July 2008
  - *18 locations around ESB*
- DPT groundwater sampling performed from June 2008 to Sept 2011
  - *271 locations with 1,224 samples (all hot spots)*
  - *Sample intervals generally 6 to 10, 11 to 15, 16 to 20, 23 to 27, 36 to 40, and 56 to 60 ft BLS*
- Maximum concentrations outside DSZ
  - *TCE = 263,000 µg/L (DPT133; 23 to 27 ft BLS)*
  - *cDCE = 367,000 µg/L (DPT233; 23 to 27 ft BLS)*
  - *VC = 81,000 µg/L (DPT69; 16 to 20 ft BLS)*

Geosyntec consultants

Sampling Locations

Site Overview and Background

Hot Spots

Goals

Assessment Results

Path Forward

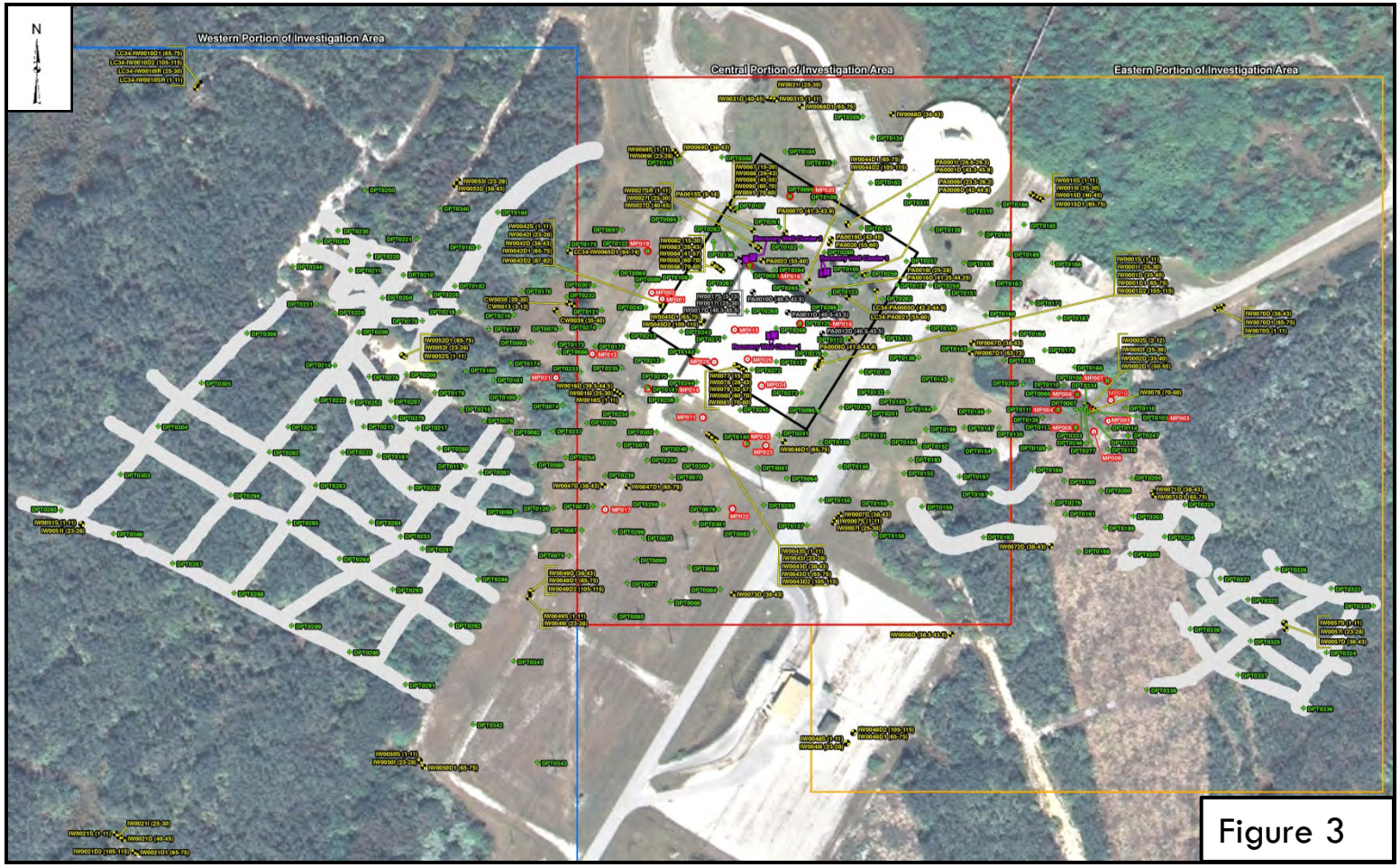

Figure 3

Spider diagrams included as Figures 4, 5 and 6 (not included in presentation)

MIP Results

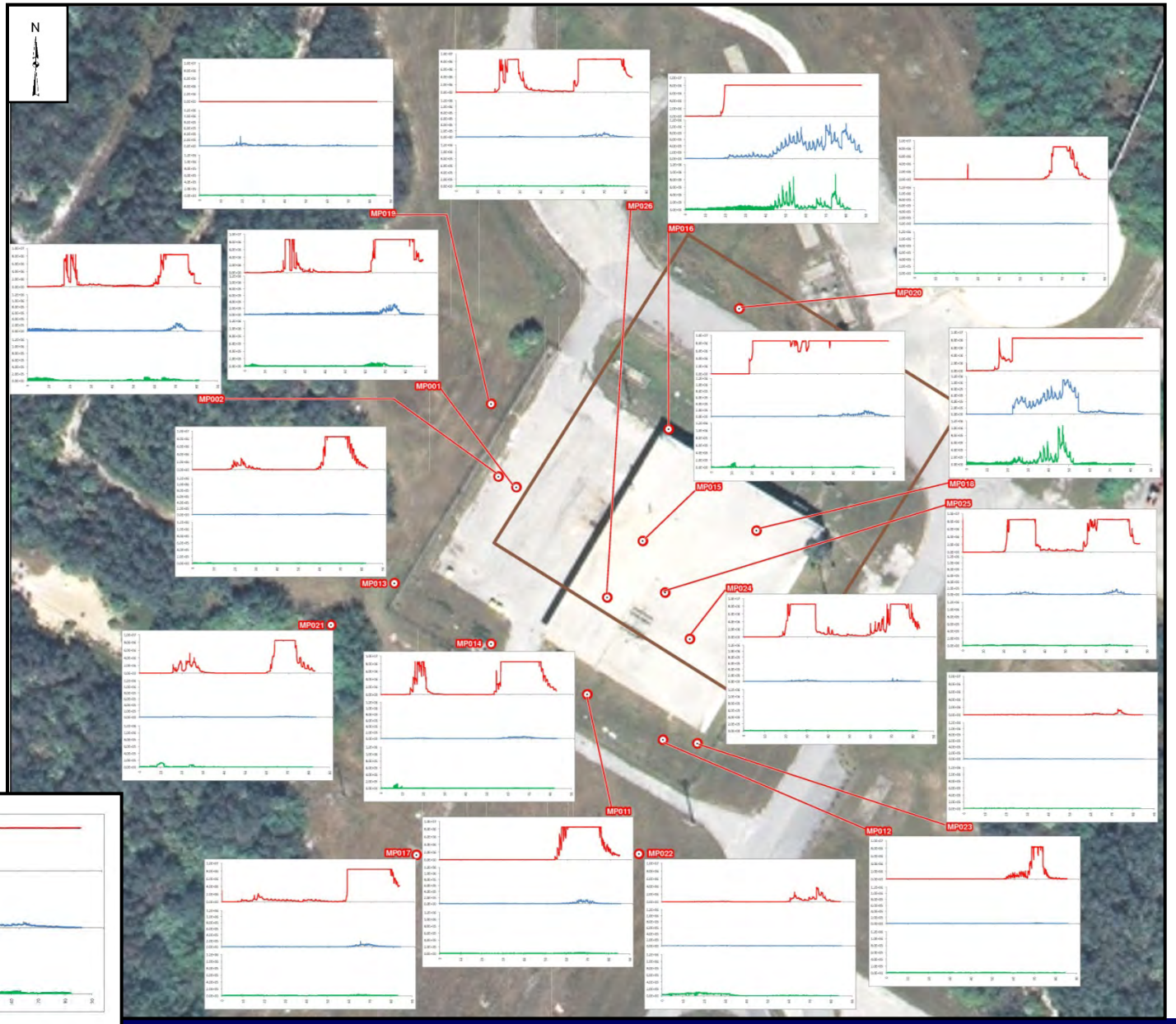

Figure 7

Geosyntec consultants



MIP Results

- MIP profiles (outside DSZ area) identified impacted intervals/dissolved plume transport zones
  - *16 to 27 ft BLS (Hot Spot 3)*
  - *60 to 80 ft BLS (Hot Spot 2)*
- DPT sampling intervals chosen based on MIP results

Geosyntec consultants



Interval Maps Information

- Hot Spot delineation based on TCE NADC line as done for Hot Spot 1 and Hot Spot 2
- Only TCE maps presented in this ADP, but cDCE and VC maps included on attached figures and as back up slides at end of presentation
  - *Also only presenting TCE EVS, but cDCE and VC included on CD*
- On interval maps, the DPT number is next to location – no data presented

Geosyntec consultants

Response to Comments

- Arcadis comment: elevated detection limits of TCE and is there horizontal delineation southwest of DPT87
  - *If a sample result has an elevated detection limit, Geosyntec assumes that the result is one half the detection limit*
  - *DPT166, DPT162, DPT104 are included within the 300 ppb contour in Hot Spot 3 because one half the detection limit is greater than 300 ppb*
  - *DPT311, DPT308 and DPT97 are not included within the 300 ppb contour because one half the detection limit is less than 300 ppb*
  - *Confirmation of the TCE at these locations is not necessary and will not materially alter the big picture dissolved plume interpretation and/or path forward for the site*
  - *There is horizontal delineation southwest of DPT87, which is shown on Figure 10 and Figure 11*
    - DPT75, DPT298 and DPT297 are all located southwest of DPT87 and sample results are less than 300 ppb

Geosyntec consultants

6 to 10 ft Interval

- Sampled to investigate Hot Spot 4 – area around IW52S (1 to 11 ft BLS)
- Monitoring well network shown with screen intervals in 6 to 10 ft BLS interval below with area of DPT investigation



TCE 6 to 10 ft BLS

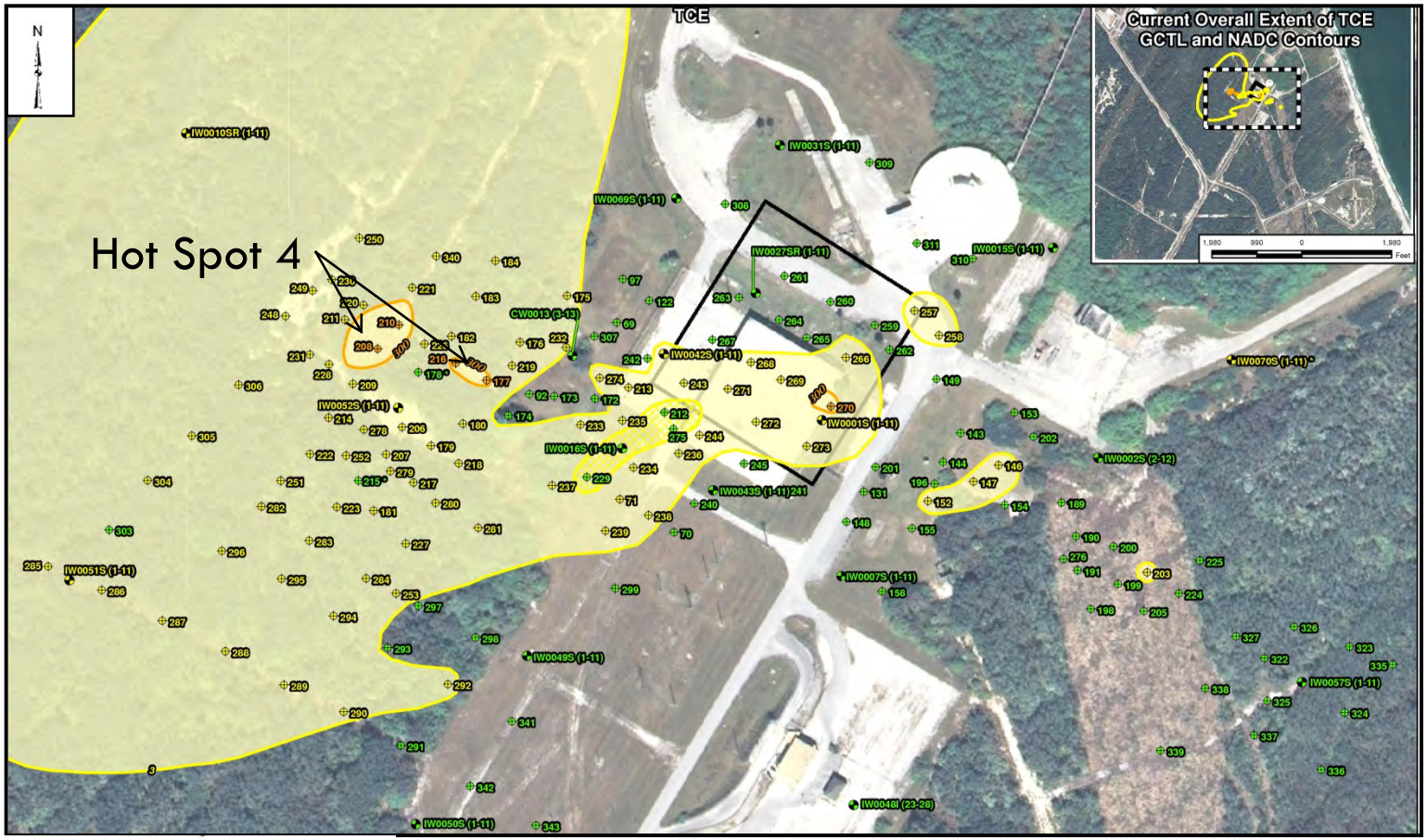

See Figure 8 for full legend

Geosyntec consultants

11 to 15 ft Interval

- Sampled to provide additional data for Hot Spot 3 – 16 to 20 and 23 to 27 ft BLS intervals
- Monitoring well network with screen intervals in 11 to 15 ft BLS interval shown below with area of DPT investigation – only two wells in this interval



Site Overview and Background
Hot Spots
Goals
Assessment Results
Path Forward

Geosyntec consultants

TCE 11 to 15 ft BLS

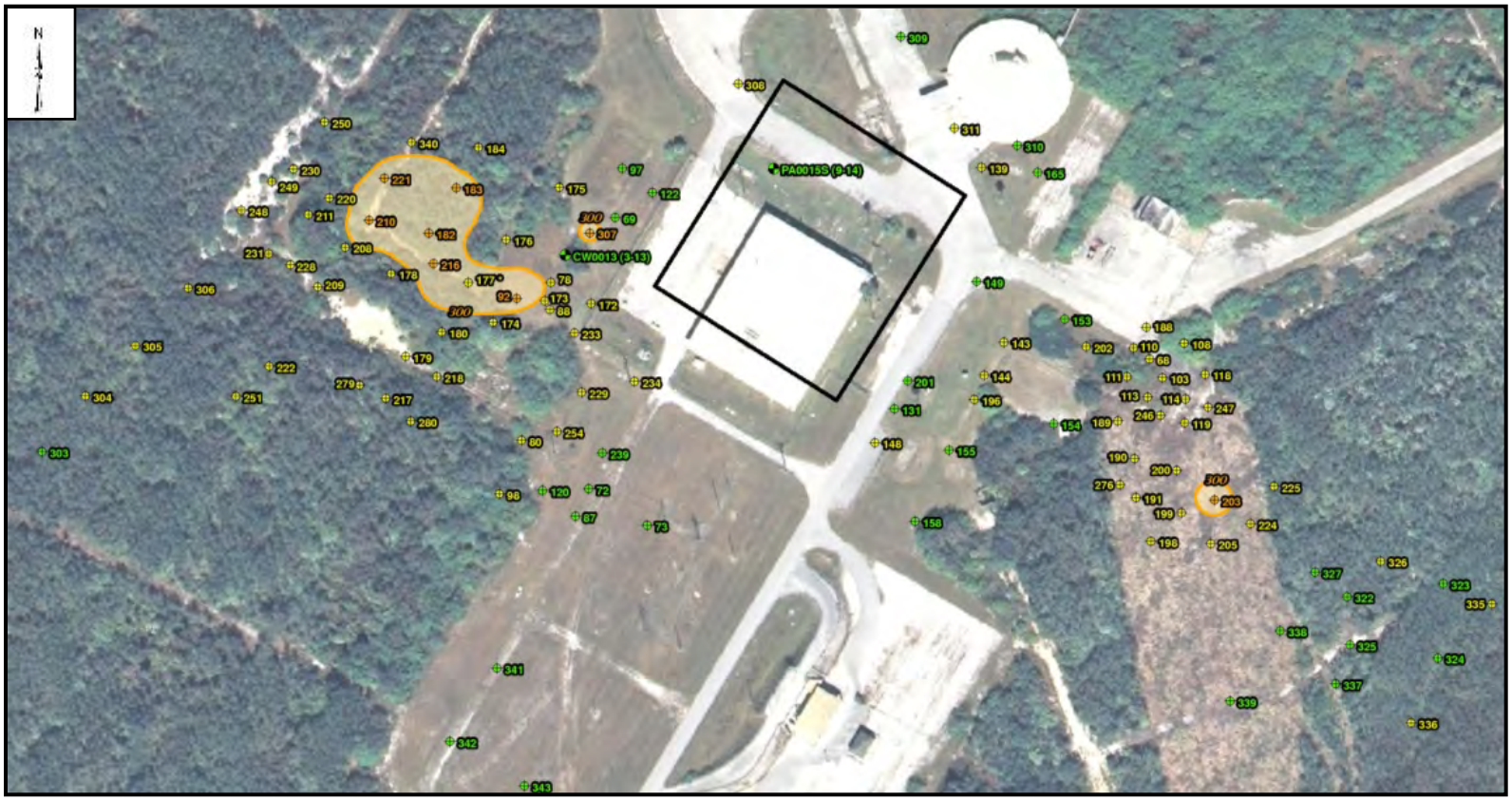

See Figure 9 for full legend

Site Overview and Background

Hot Spots

Goals

Assessment Results

Path Forward

Geosyntec consultants

16 to 20 ft Interval

- Sampled to investigate Hot Spot 3 – 16 to 30 ft BLS intervals (outside DSZ)
- Monitoring well network with screen intervals in 16 to 20 ft BLS interval shown below with area of DPT investigation – only three wells in this interval



Geosyntec consultants

TCE 16 to 20 ft BLS

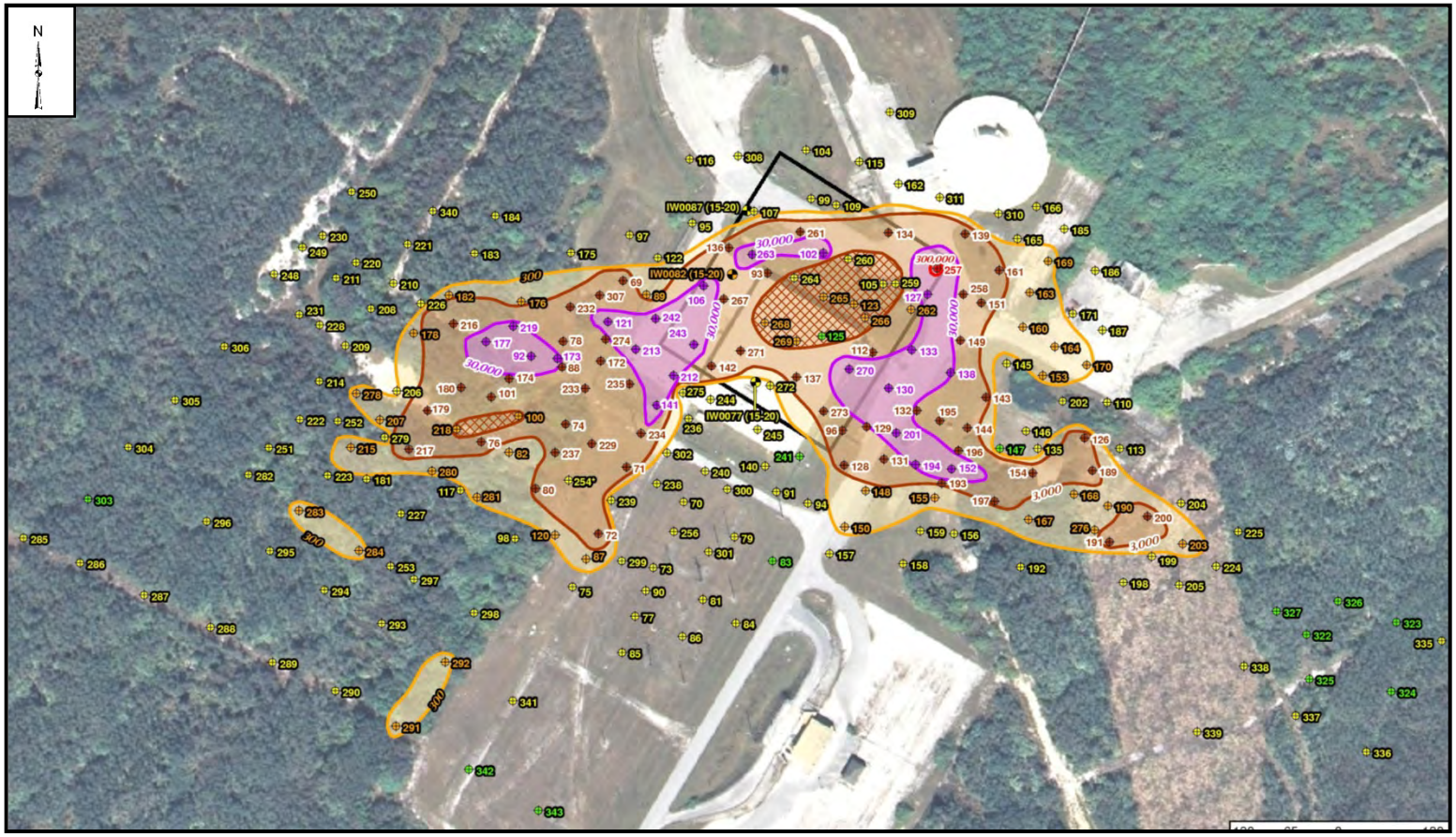

NADC Isopleth

Inferred 10X NADC Isopleth

10X NADC Isopleth

10X NADC Isopleth - Sink

100X NADC Isopleth

1,000X NADC Isopleth

DNAPL Source Zone

See Figure 10 for full legend

Geosyntec consultants

20 to 30 ft Interval

- Sampled to investigate Hot Spot 3 – 16 to 30 ft BLS interval (outside DSZ)
- Monitoring well network with screen intervals in 20 to 30 ft BLS interval shown below with area of DPT investigation



TCE 20 to 30 ft BLS

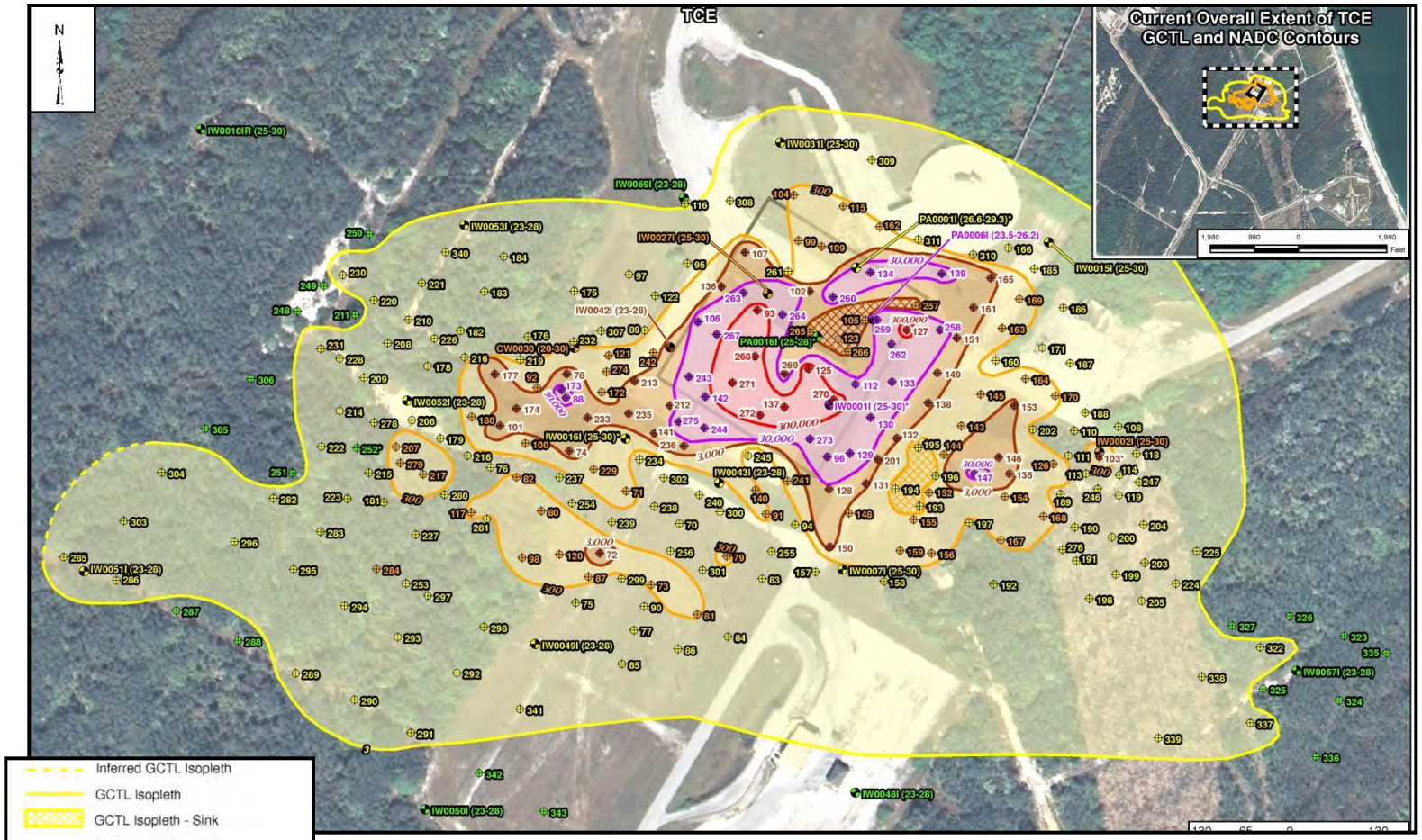

See Figure 11 for full legend

Geosyntec consultants

34 to 45 ft Interval

- Sampled to evaluate the "bottom" of Hot Spot 3 – 16 to 30 ft BLS interval (outside DSZ)
- Monitoring well network with screen intervals in 35 to 45 ft BLS interval shown below with area of DPT investigation



Site Overview and Background
Hot Spots
Goals
Assessment Results
Path Forward

Geosyntec consultants

TCE 35 to 45 ft BLS

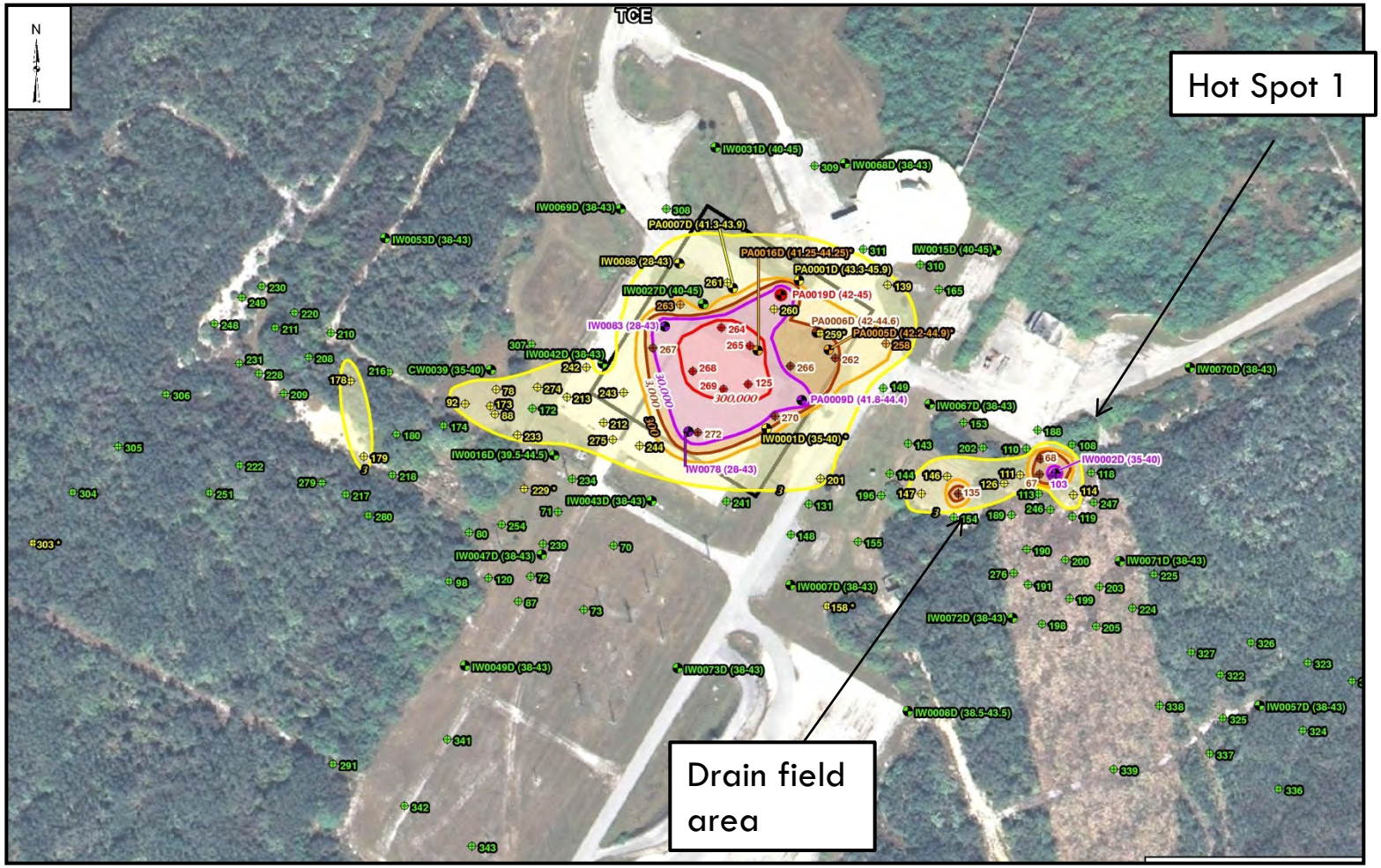

See Figure 12 for full legend

Site Overview and Background

Hot Spots

Goals

Assessment Results

Path Forward

Geosyntec consultants

50 to 60 ft Interval

- Sampled to evaluate the "bottom" of Hot Spot 3 near drain field area (outside DSZ)
- Monitoring well network with screen intervals in 50 to 60 ft BLS interval shown below with area of DPT investigation – five wells



Geosyntec consultants

TCE 50 to 60 ft BLS

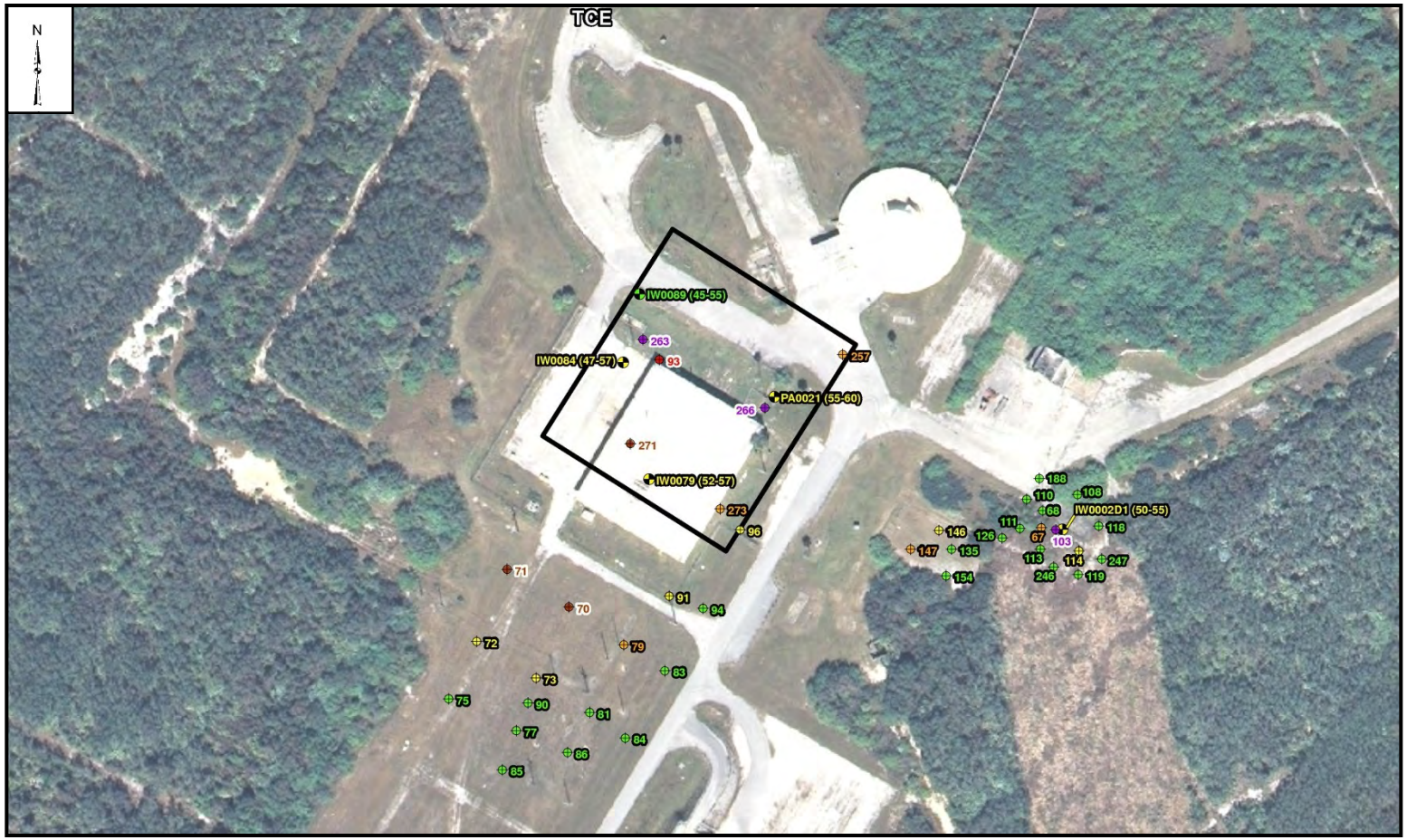

See Figure 13 for full legend

Site Overview and Background

Hot Spots

Goals

Assessment Results

Path Forward

Geosyntec consultants

Transects for Cross Sections

Site Overview and Background

Hot Spots

Goals

Assessment Results

Path Forward

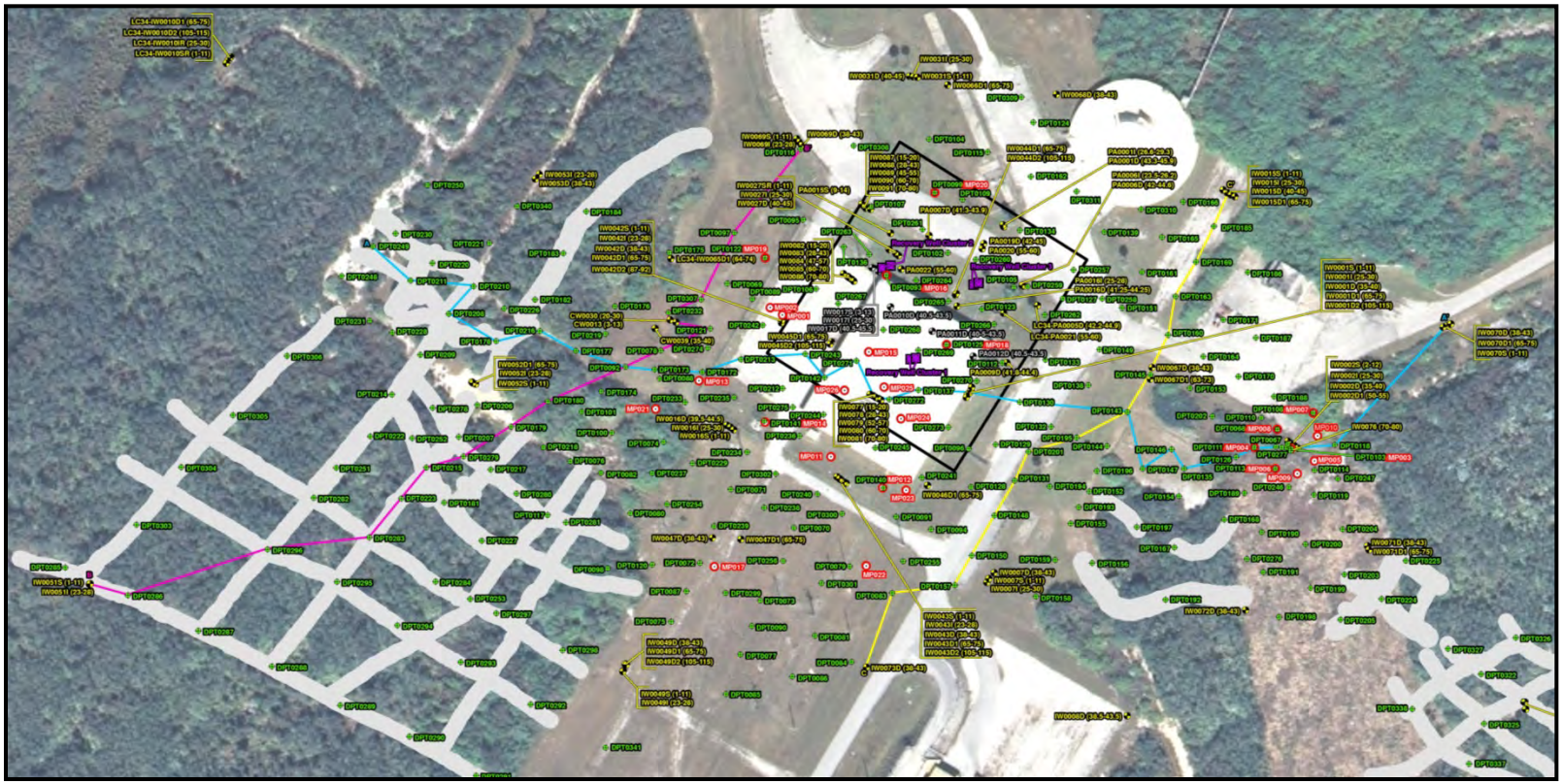

Figure 14

Geosyntec consultants

A to A′

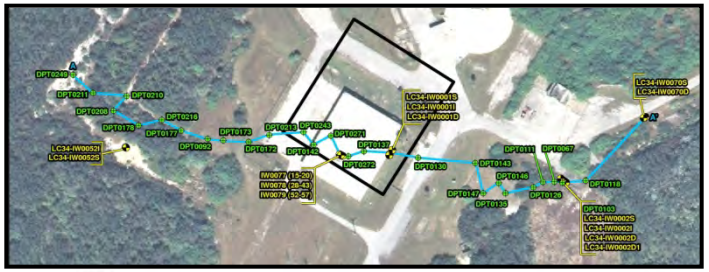

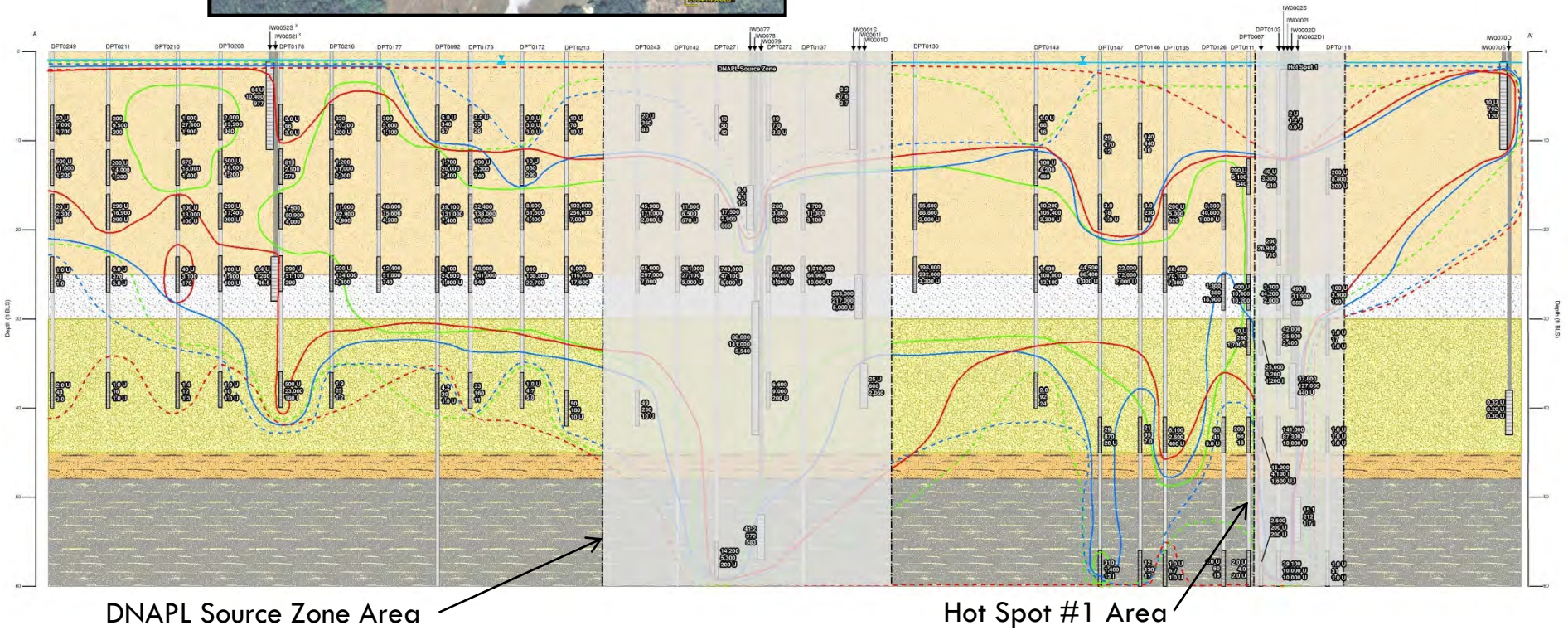

- Water Level (12/16/2011)
- TCE 3 µg/L (GCTL)
- cDCE 70 µg/L (GCTL)
- VC 1 µg/L (GCTL)
- TCE 300 µg/L (NADC)
- cDCE 700 µg/L (NADC)
- VC 100 µg/L (NADC)

- Layer 1 - orange, tan and gray, fine to coarse SAND (SW) with shell fragments
- Layer 2 - olive gray, fine silty SAND (SM) with trace shell fragments
- Layer 3 - olive gray, fine SAND (SP) with trace silt, clay, and shell lenses
- Layer 4 - gray, silty sand and sandy CLAY (CL) with shell fragments
- Layer 5 - gray, fine to coarse SAND (SP) with layers of coarse shell fragments and silt

Figure 15

Geosyntec consultants

NASA

Site Overview and Background

Hot Spots

Goals

Assessment Results

Path Forward

B to B′



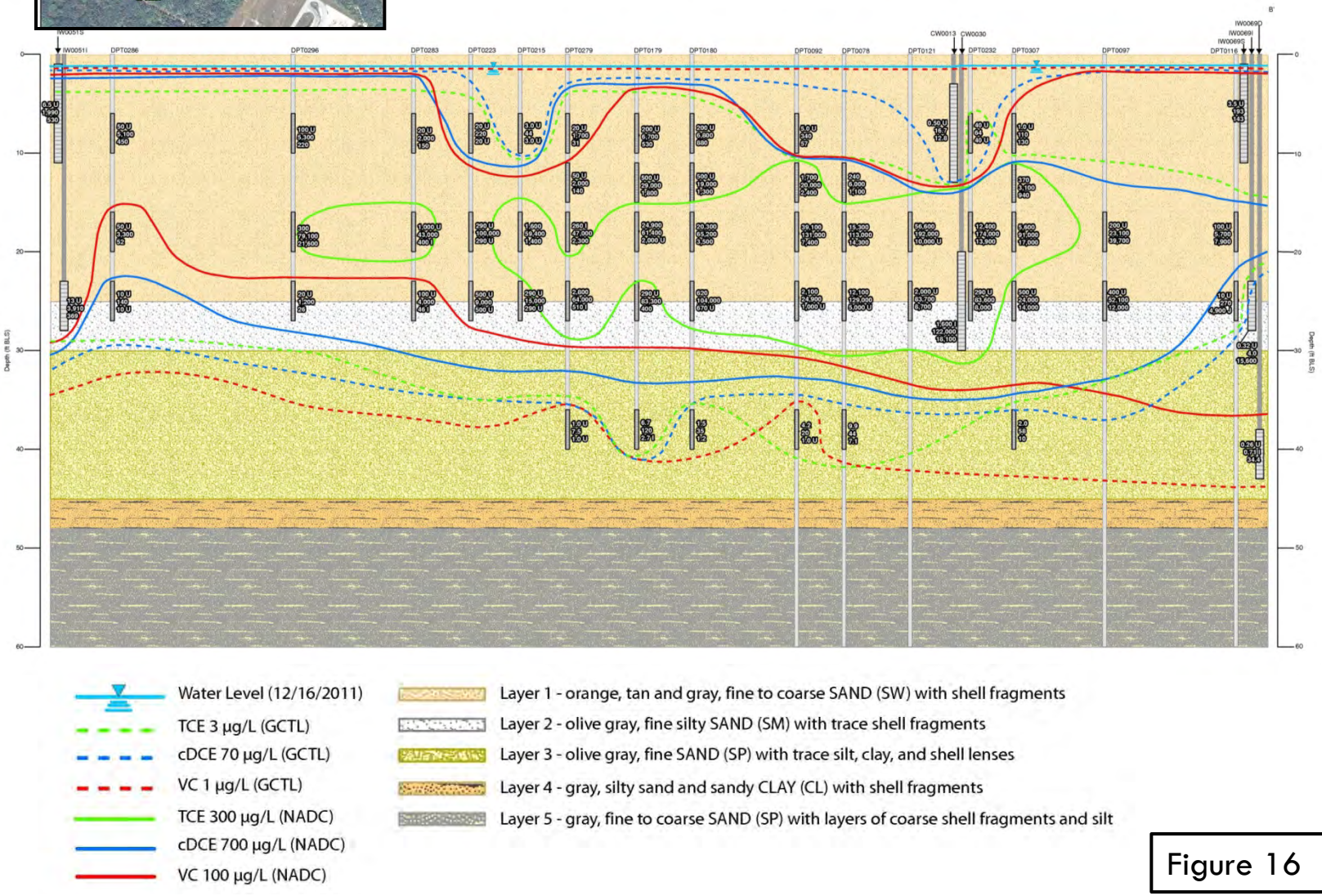

Figure 16

Geosyntec consultants

C to C′



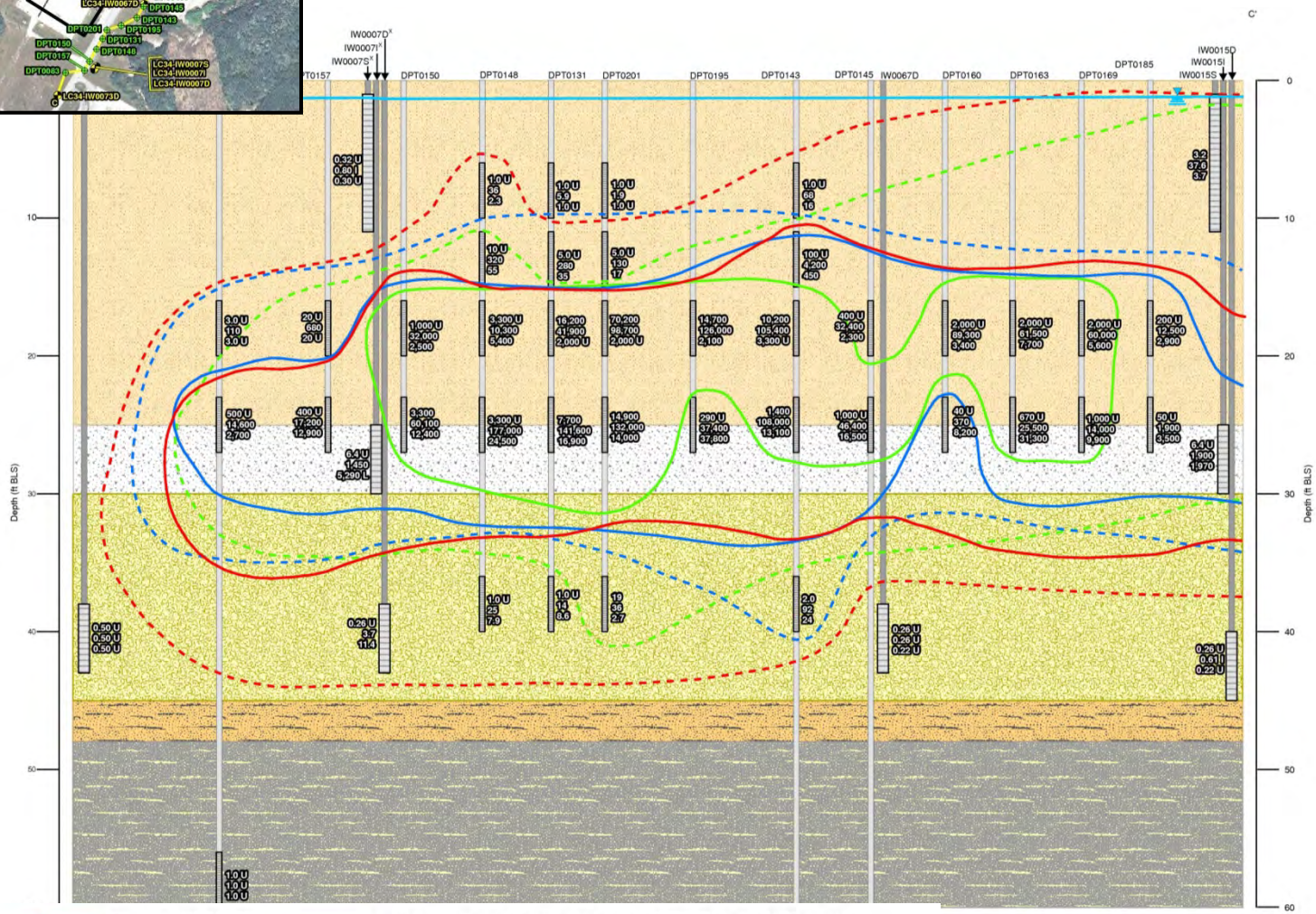

Water Level (12/16/2011)
TCE 3 µg/L (GCTL)
cDCE 70 µg/L (GCTL)
VC 1 µg/L (GCTL)
TCE 300 µg/L (NADC)
cDCE 700 µg/L (NADC)
VC 100 µg/L (NADC)

Layer 1 - orange, tan and gray, fine to coarse SAND (SW) with shell fragments
Layer 2 - olive gray, fine silty SAND (SM) with trace shell fragments
Layer 3 - olive gray, fine SAND (SP) with trace silt, clay, and shell lenses
Layer 4 - gray, silty sand and sandy CLAY (CL) with shell fragments
Layer 5 - gray, fine to coarse SAND (SP) with layers of coarse shell fragments and silt

Figure 17

Site Overview and Background
Hot Spots
Goals
Assessment Results
Path Forward



Site Overview and Background

Hot Spots

Goals

Assessment Results

Path Forward

Present EVS 4DIM files

Geosyntec consultants



6 to 10 ft BLS Results

- TCE above NADC identified at DPTs 177, 208, 210 and 216
  - *Max concentration 2,000 µg/L at DPT208*
  - *Possible this area is responsible for fluctuating TCE concentrations in IW52S*
- Areas delineated fit within CSM from CMS
- Test consensus on delineation of TCE 300 µg/L within Hot Spot 4

Site Overview and Background
Hot Spots
Goals
Assessment Results
Path Forward

Geosyntec consultants

11 to 30 BLS Results

- 11 to 15 and 16 to 20 ft BLS interval separated to show that most of mass is present in 16 to 20 ft BLS interval
- Difficult to compare results from 11 to 20 ft interval to CSM due to lack of monitoring wells in this zone
- Impacted interval generally from 11 to 30 ft BLS
  - *One location in drain field (DPT135) in 35 to 45 ft BLS interval with TCE concentrations > NADC (6,100 µg/L)*
  - *Sampled deeper and results were 1.0 U*

Geosyntec consultants

11 to 30 BLS Results

- Test consensus on delineation of TCE 300 µg/L in 11 to 15 and 16 to 20 ft BLS interval
- In 20 to 30 ft BLS interval, areas delineated fit within CSM from CMS
- Test consensus on delineation of TCE in Hot Spot 3

Site Overview and Background
Hot Spots
Goals
Assessment Results
Path Forward

Geosyntec consultants

Deluge Basin Area

- Deluge Basin Area results presented for informational purposes only

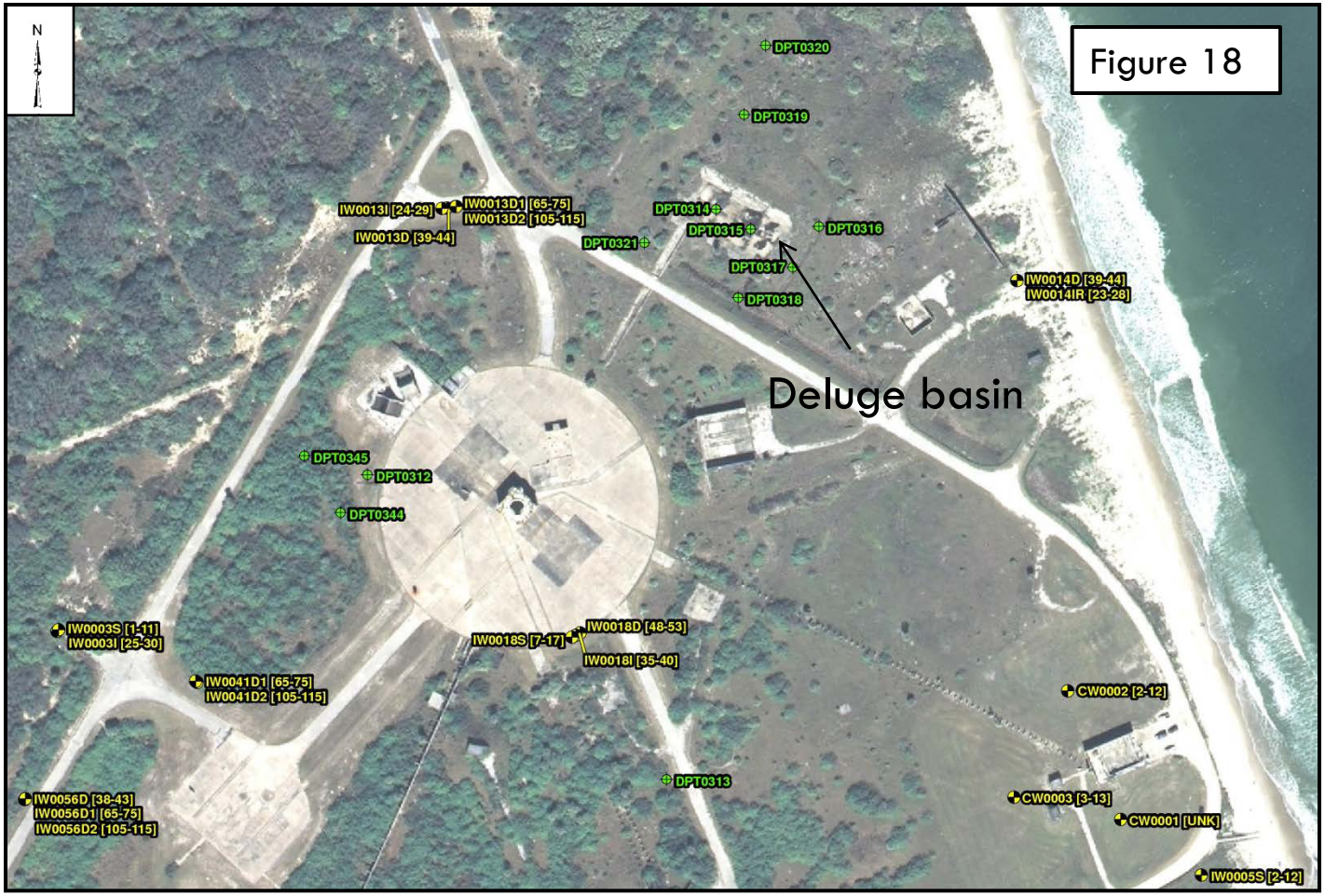

Geosyntec consultants

Figure 19

Deluge Basin Area

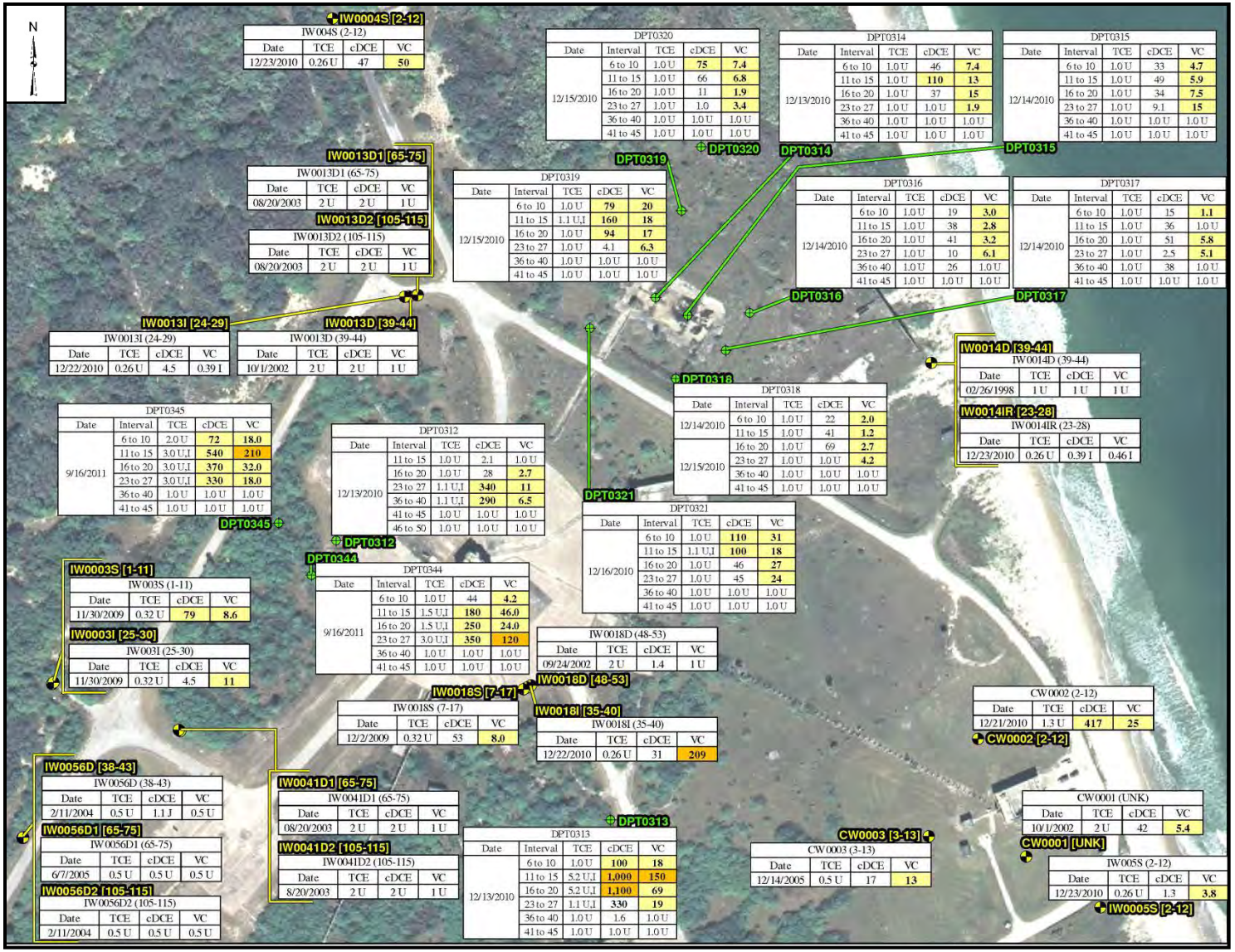

Geosyntec consultants

Path Forward

- Present Step 1B

Site Overview and Background
Hot Spots
Goals
Assessment Results
Path Forward

Geosyntec consultants



Back Up Slides

Site Overview and Background

Hot Spots

Goals

Assessment Results

Path Forward

cDCE 6 to 10 ft BLS

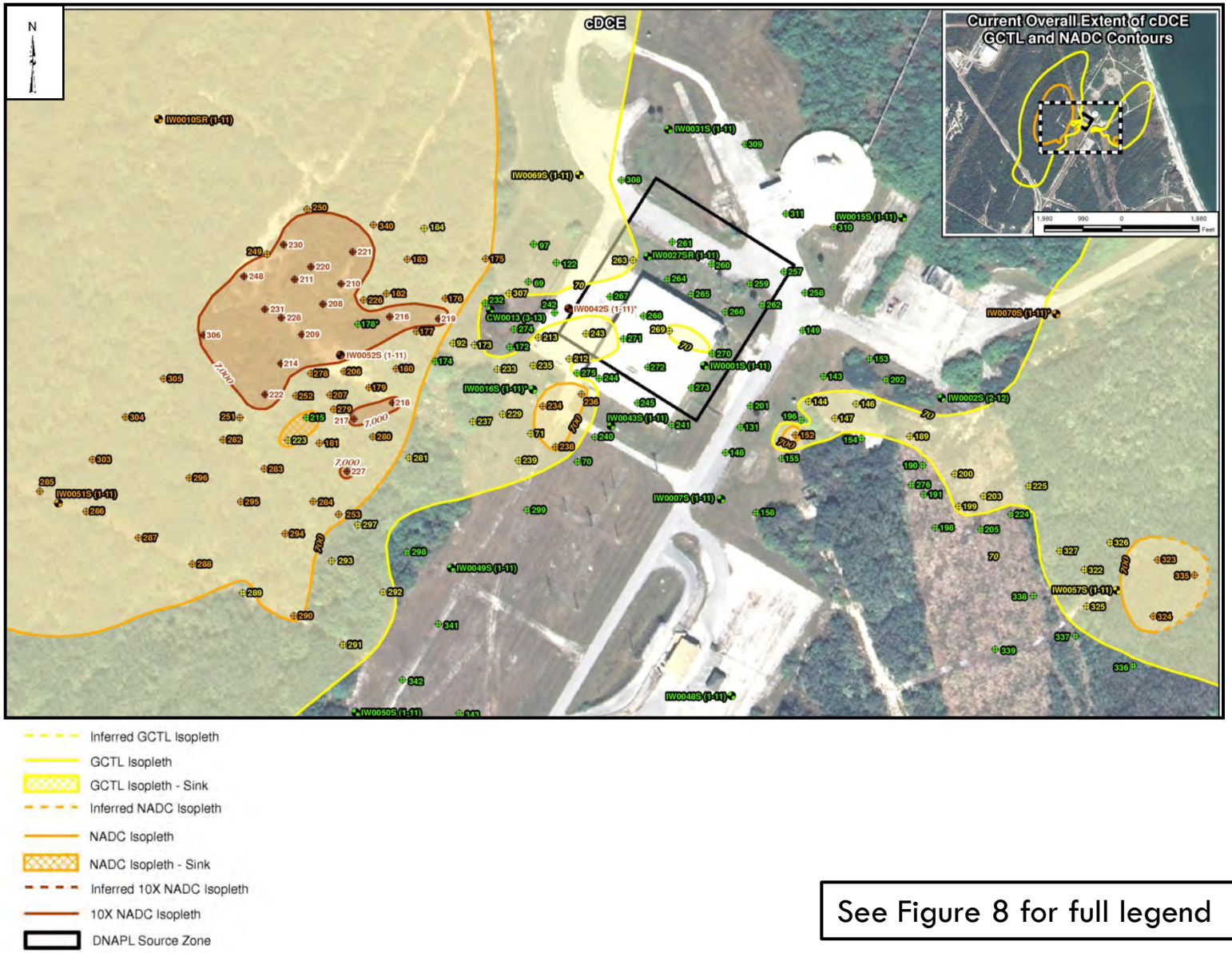

See Figure 8 for full legend

Geosyntec consultants

VC 6 to 10 ft BLS

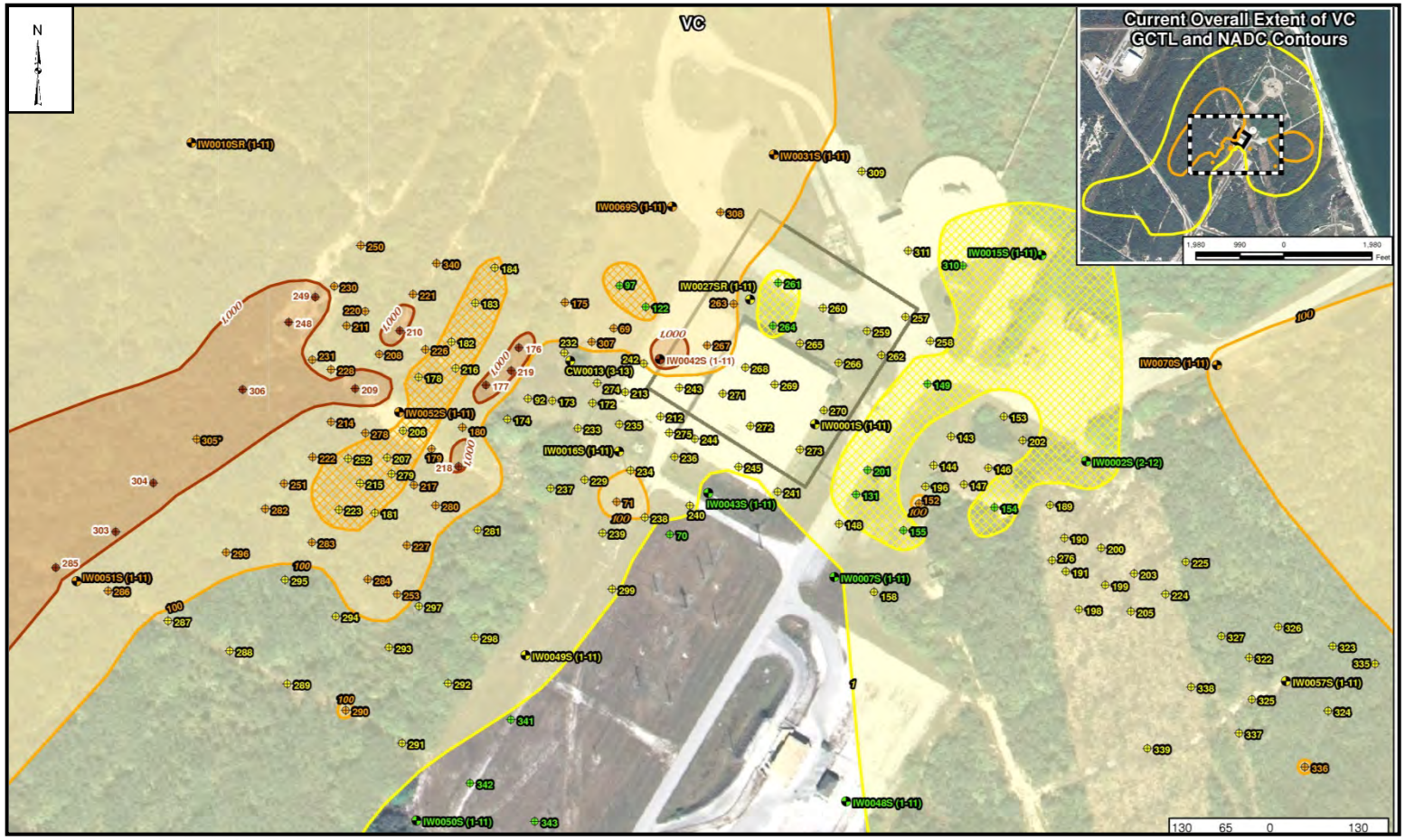

See Figure 8 for full legend

Site Overview and Background
Hot Spots
Goals
Assessment Results
Path Forward

engineers | scientists | innovators

Geosyntec consultants

cDCE 11 to 15 ft BLS

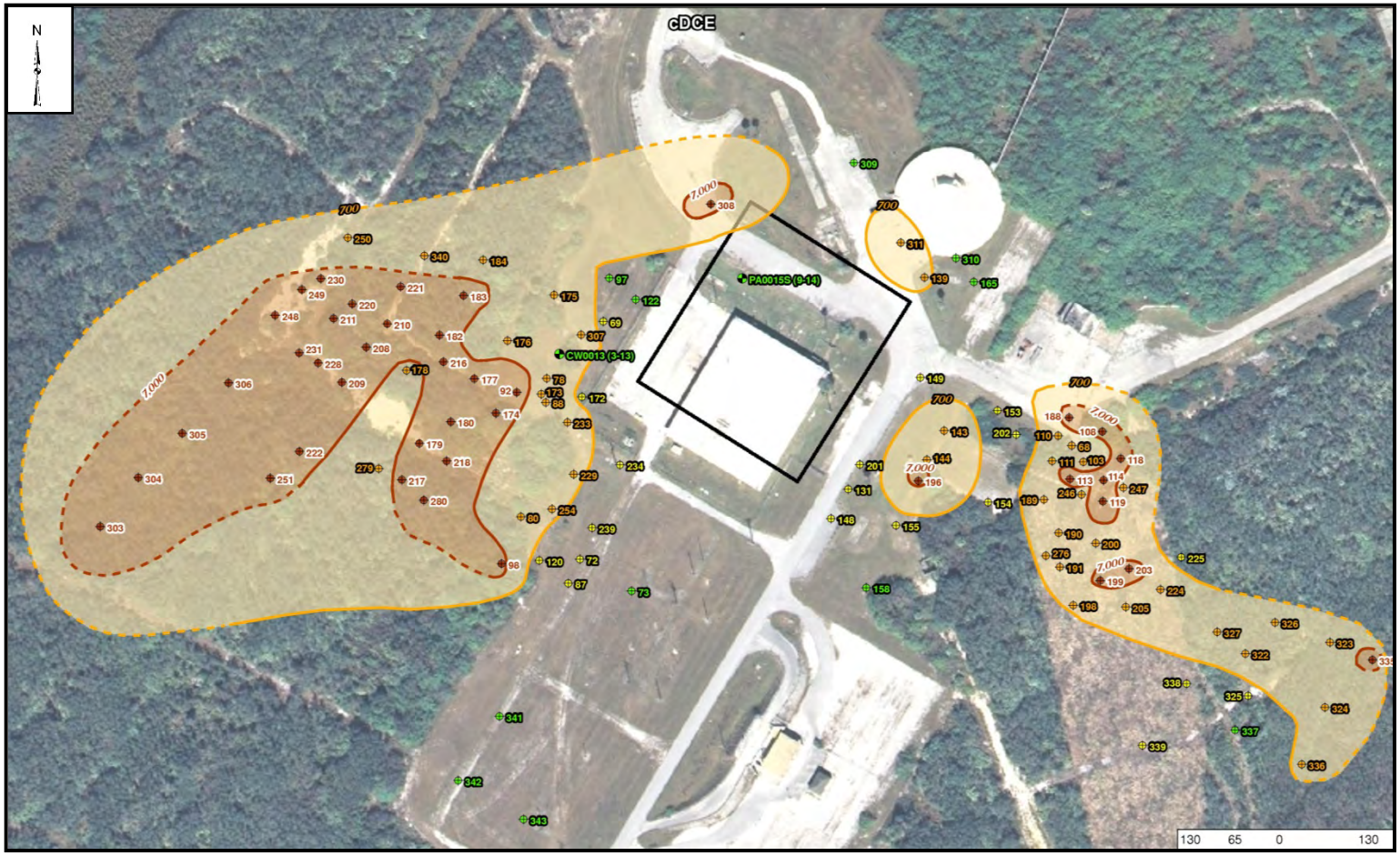

See Figure 9 for full legend

Site Overview and Background

Hot Spots

Goals

Assessment Results

Path Forward

Geosyntec consultants

VC 11 to 15 ft BLS

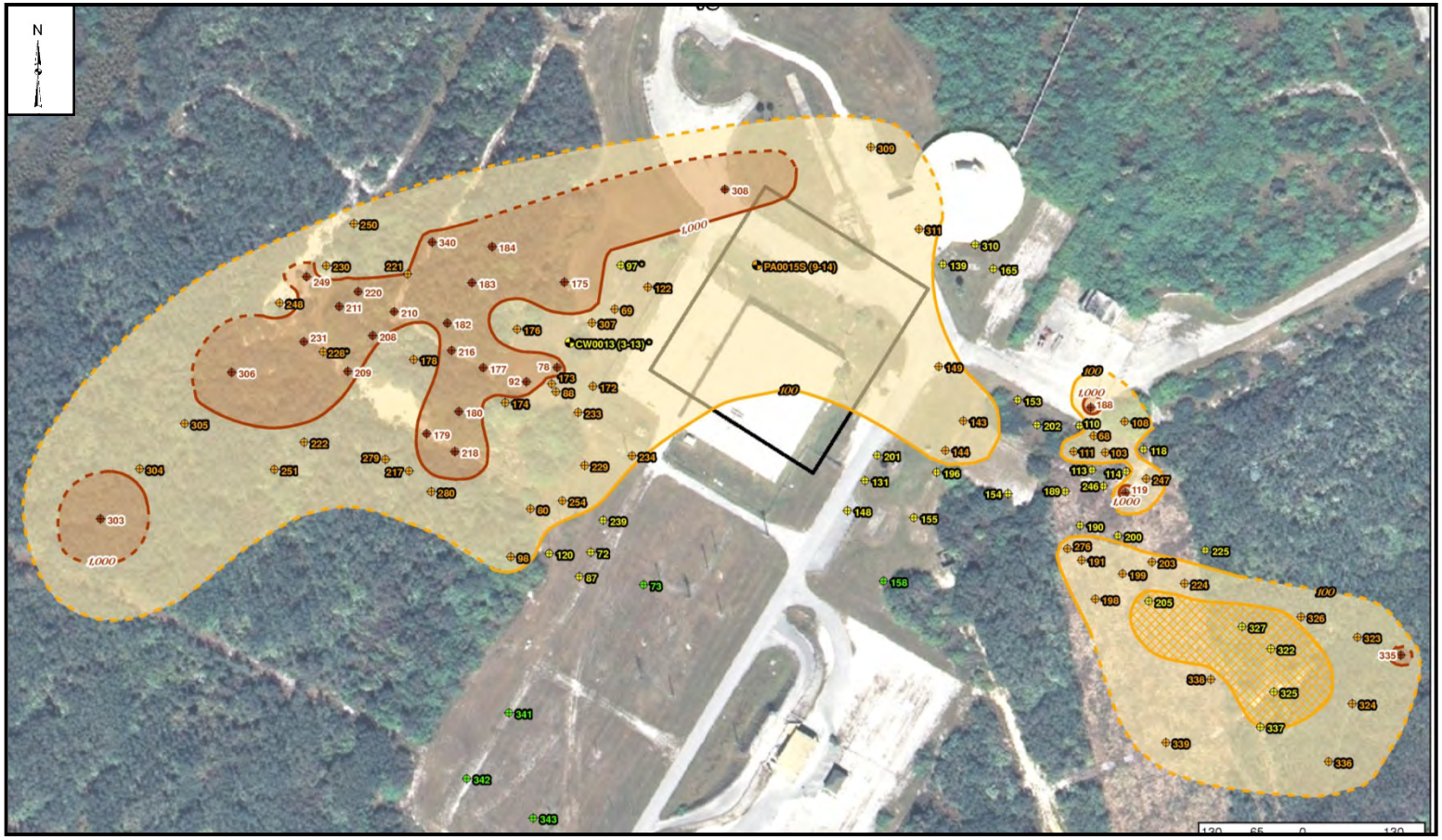

See Figure 9 for full legend

Geosyntec consultants

cDCE 16 to 20 ft BLS

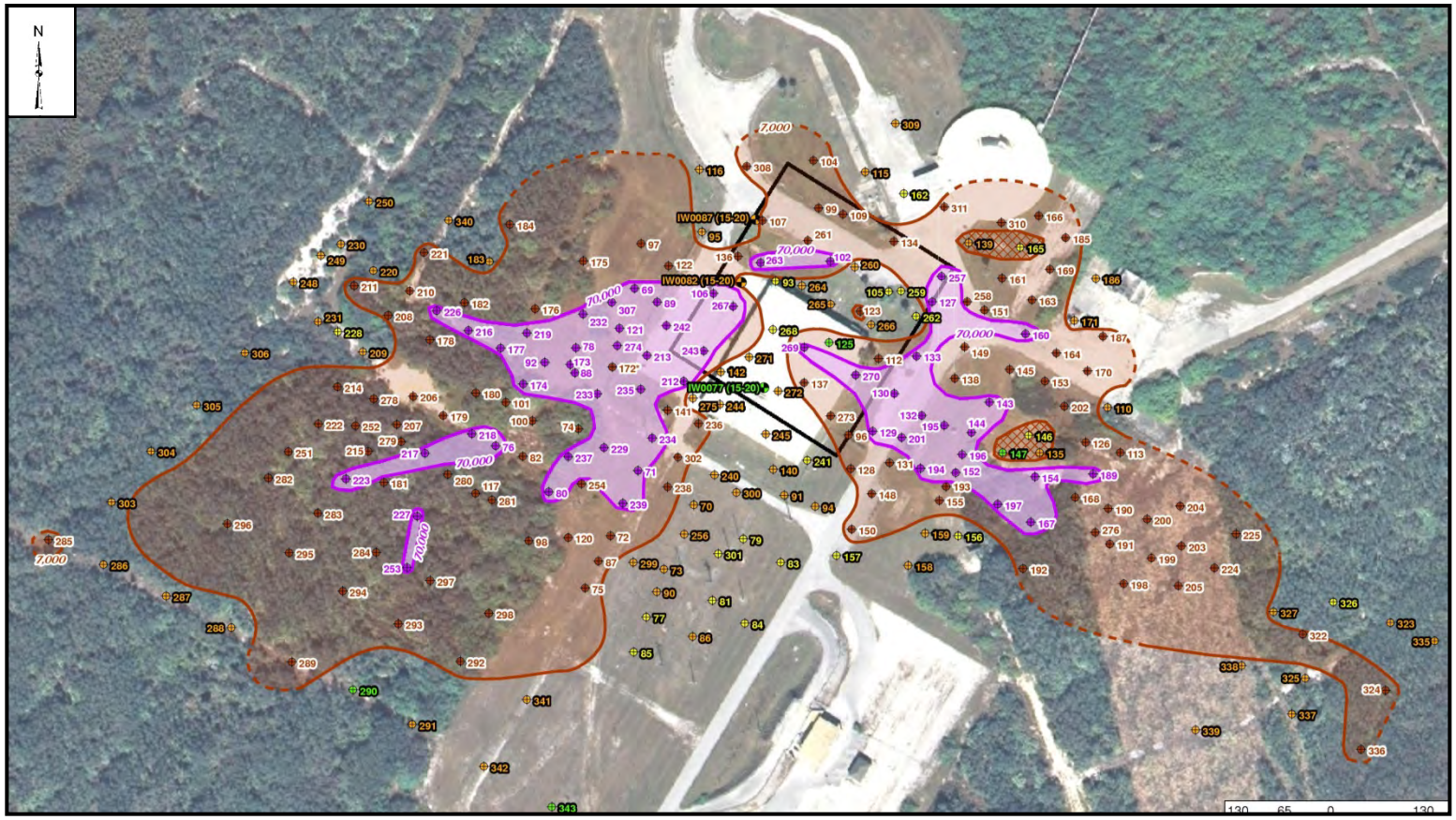

Site Overview and Background

Hot Spots

Goals

Assessment Results

Path Forward

See Figure 10 for full legend

Geosyntec consultants

VC 16 to 20 ft BLS

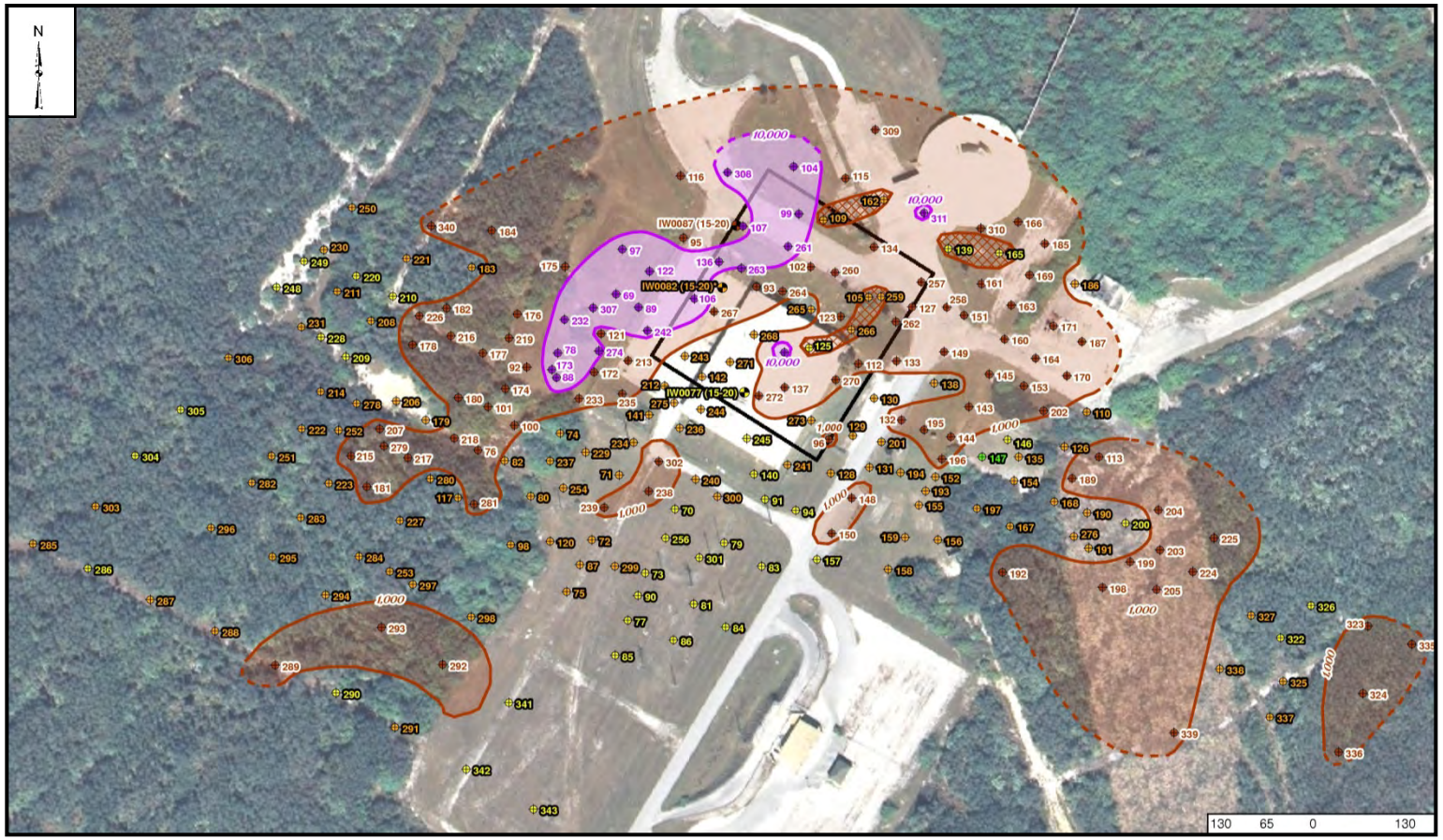

Site Overview and Background

Hot Spots

Goals

Assessment Results

Path Forward

See Figure 10 for full legend

Geosyntec consultants

cDCE 20 to 30 ft BLS

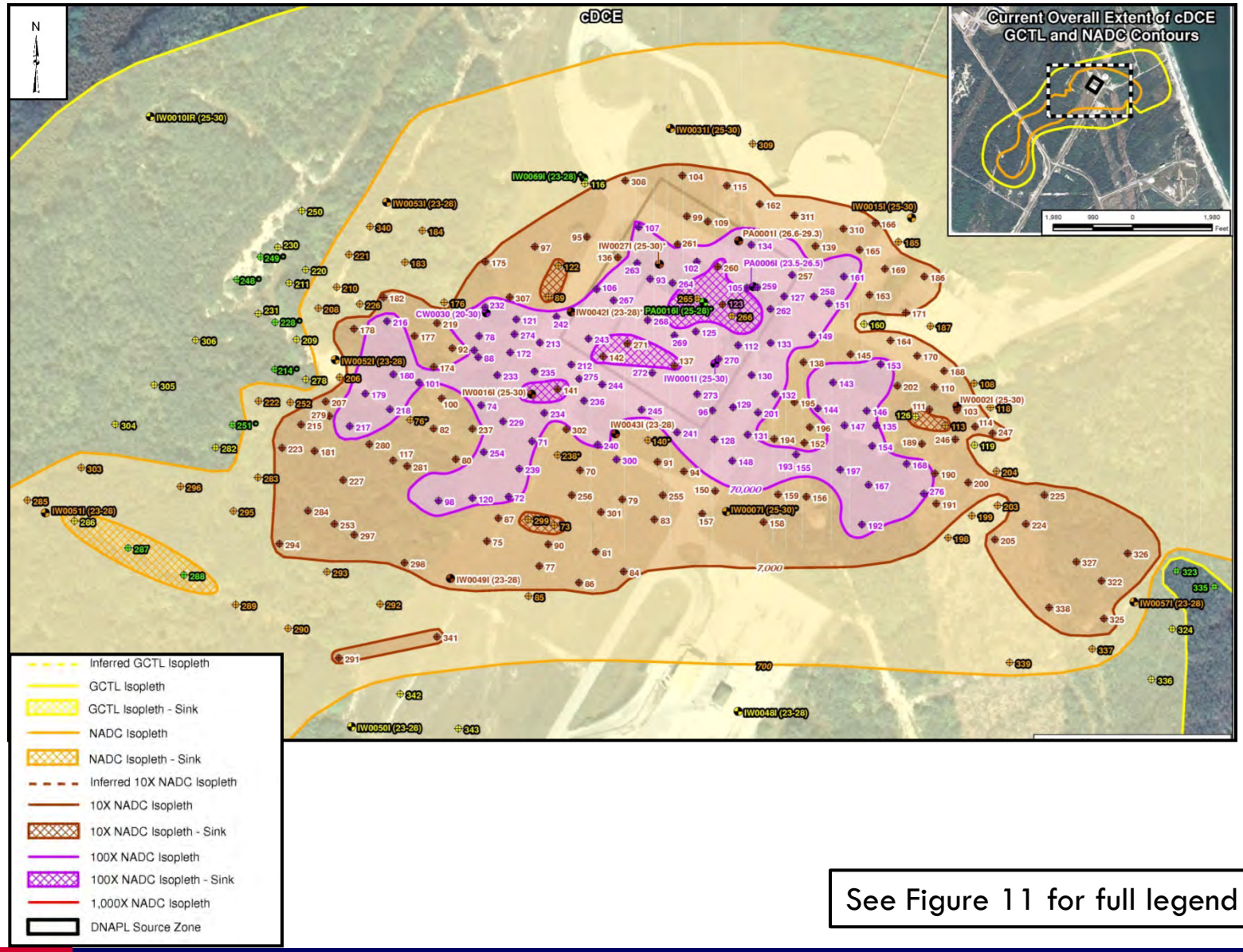

See Figure 11 for full legend

Site Overview and Background

Hot Spots

Goals

Assessment Results

Path Forward

Geosyntec consultants

VC 20 to 30 ft BLS

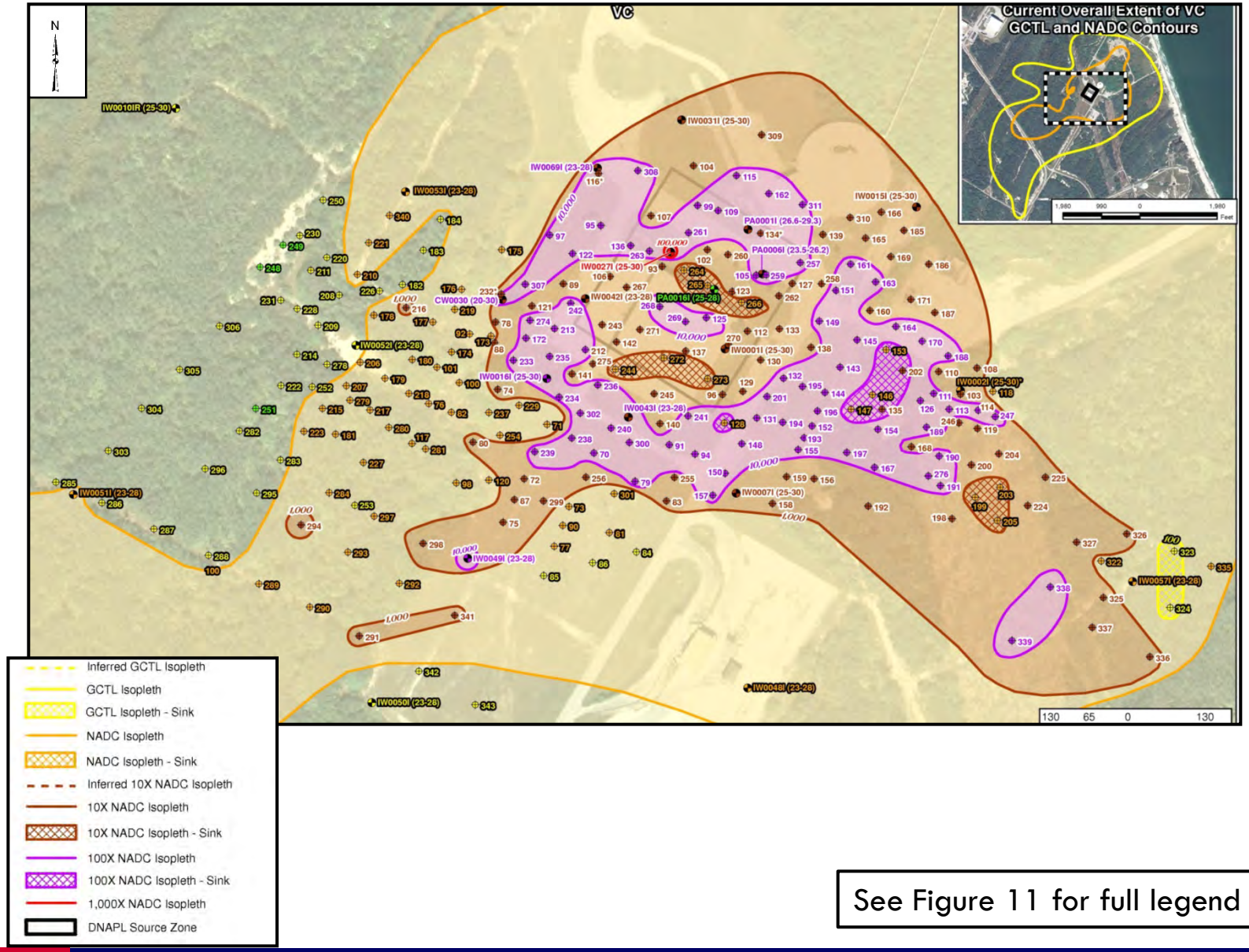

See Figure 11 for full legend

Geosyntec consultants

cDCE 35 to 45 ft BLS

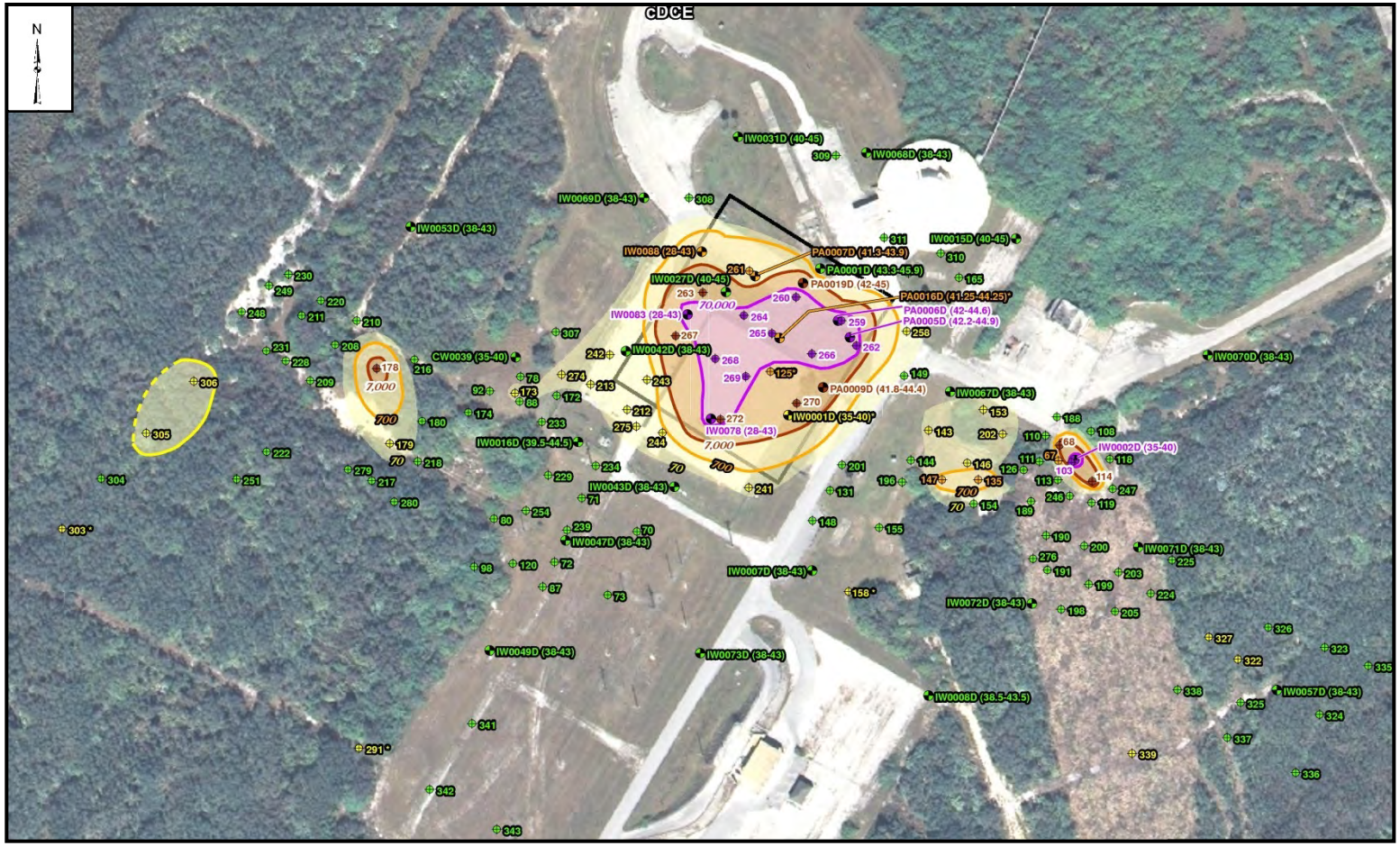

- GCTL Isopleth
- NADC Isopleth
- Inferred 10X NADC Isopleth
- 10X NADC Isopleth
- 100X NADC Isopleth
- 1,000X NADC Isopleth
- DNAPL Source Zone

See Figure 12 for full legend

Geosyntec consultants

VC 35 to 45 ft BLS

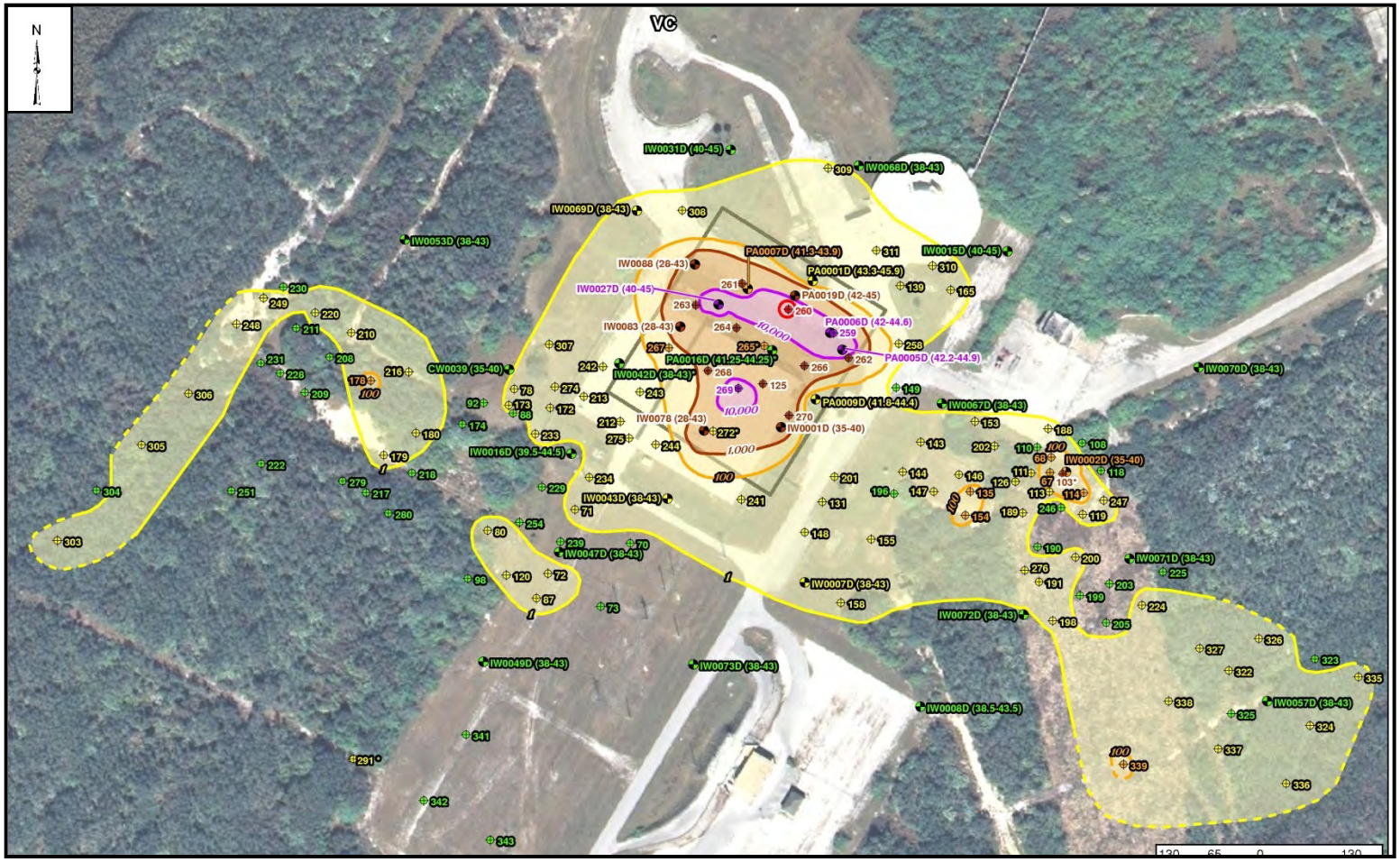

- GCTL Isopleth
- NADC Isopleth
- Inferred 10X NADC Isopleth
- 10X NADC Isopleth
- 100X NADC Isopleth
- 1,000X NADC Isopleth
- DNAPL Source Zone

See Figure 12 for full legend

Site Overview and Background
Hot Spots
Goals
Assessment Results
Path Forward

engineers | scientists | innovators

Geosyntec consultants

cDCE 50 to 60 ft BLS

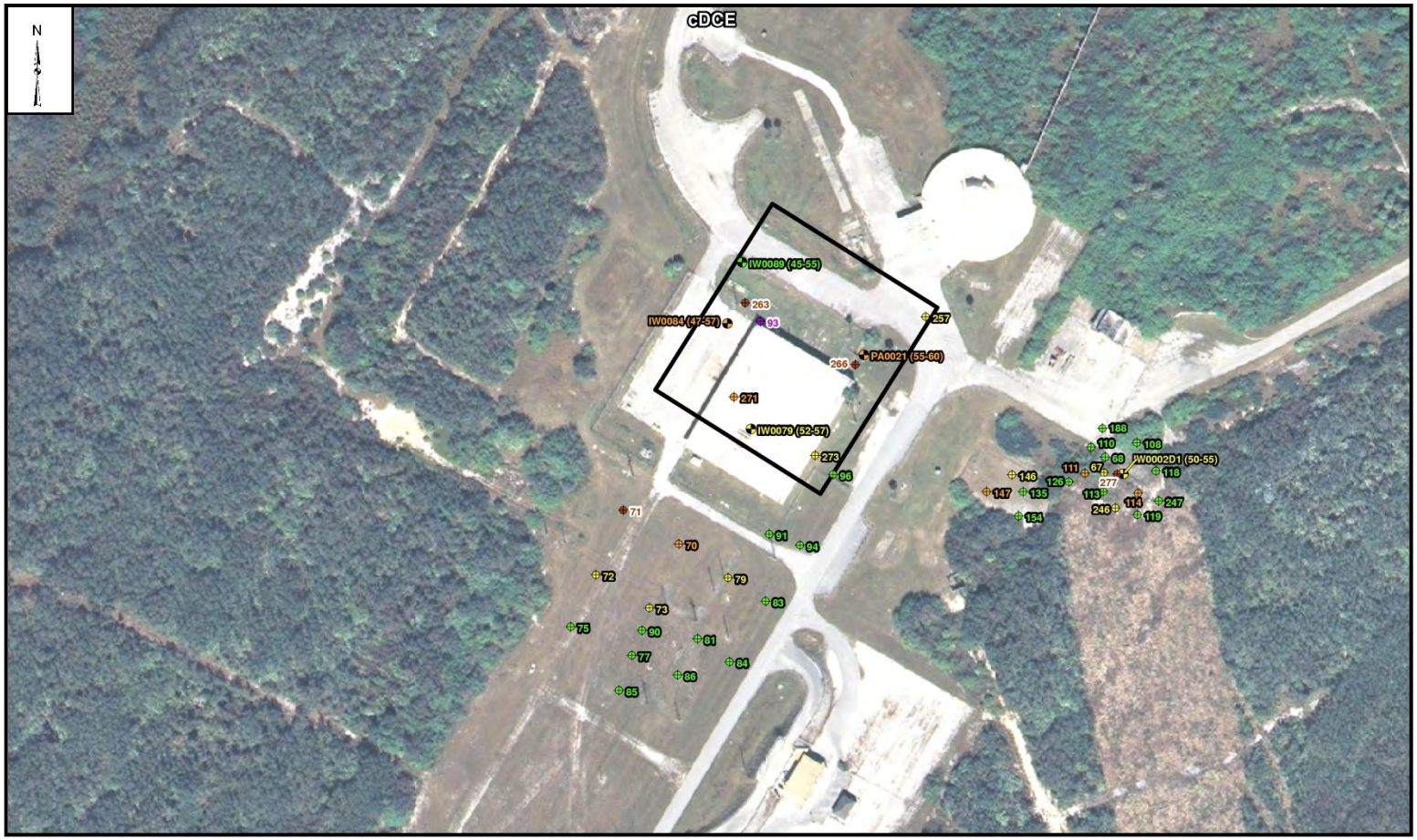

See Figure 13 for full legend

Site Overview and Background

Hot Spots

Goals

Assessment Results

Path Forward

Geosyntec consultants

VC 50 to 60 ft BLS

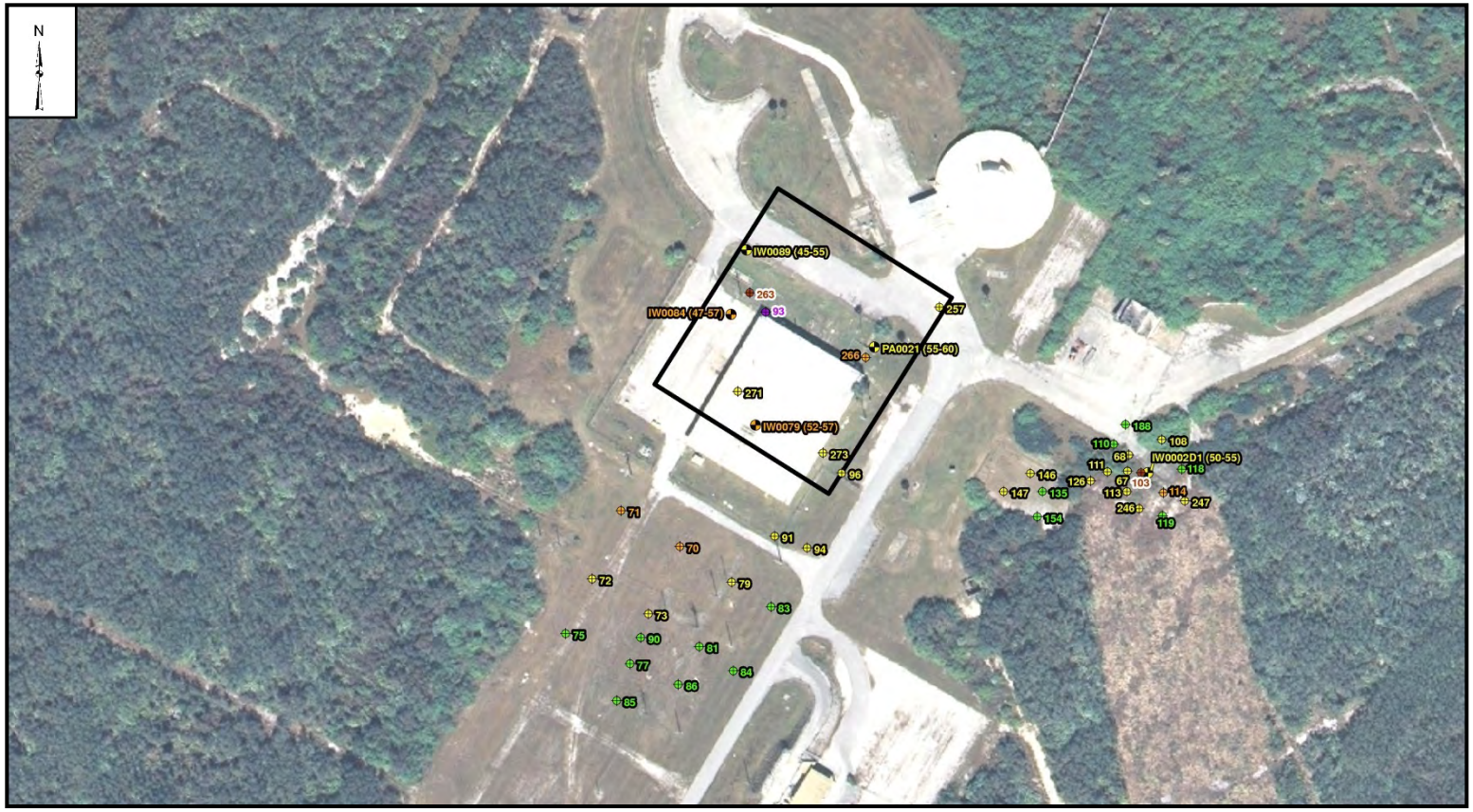

See Figure 13 for full legend

Site Overview and Background

Hot Spots

Goals

Assessment Results

Path Forward

6770 South Washington Avenue, Suite 3

Titusville, FL 32780

321.269.5880

www.geosyntec.com

Geosyntec consultants

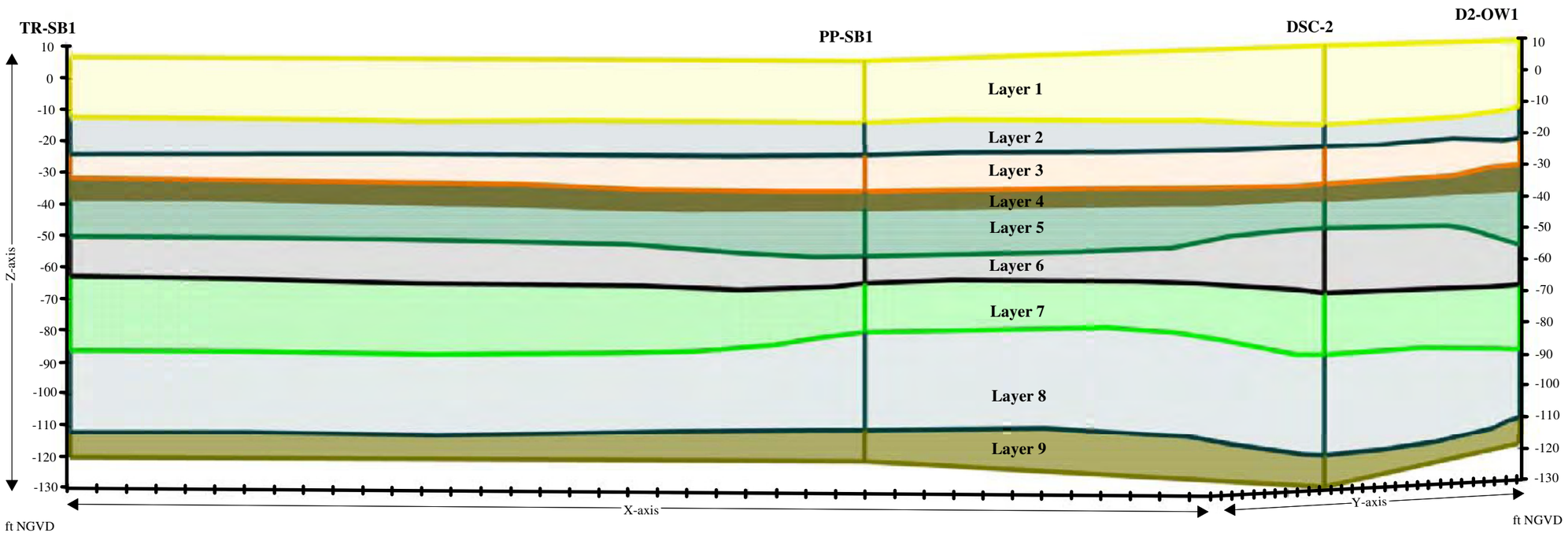

Approximate Horizontal Scale: 1 inch = 400 ft

Vertical Exaggeration = 10X

(X and Y-axis tick marks = 100 ft)
(Z-axis tick marks = 10 ft)



Layer 1: orange, tan and gray, fine to coarse SAND (SW) w/shell fragments

Layer 2: olive gray, fine silty SAND (SM) w/trace shell fragments

Layer 3: olive gray, fine SAND (SP) w/trace silt, clay, and shell lenses

Layer 4: gray, silty sand and sandy CLAY (CL) w/ shell fragments

Layer 5: gray, fine to coarse SAND (SP) w/layers of coarse shell fragments and silt

Layer 6: black, white and gray, medium to coarse SAND (SW) w/trace of shell fragments

Layer 7: olive gray, fine silty SAND (SM) w/ white angular shell fragments

Layer 8: olive gray, fine to coarse SAND (SW) w/shell fragments and trace clay

Layer 9: olive green, sandy CLAY (CL) w/phosphate nodules and limestone fragments (HAWTHORN GROUP)
(depth of Hawthorn depicted in figure extends to the bottom of each boring)

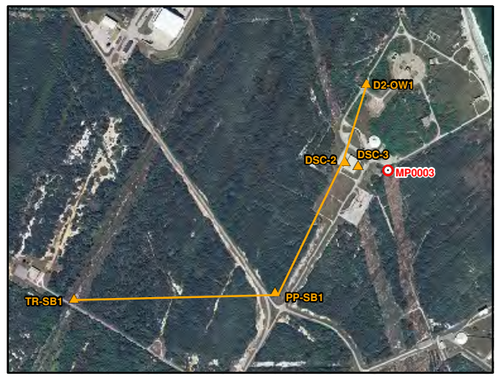

LEGEND

Transect

2,000 0 2,000
Feet

N

Titusville-01\Data\0GIS\FO0552\MXDs\OCTOBER2011\Lithology_NOV2011.mxd 04 NOVEMBER 2011 MAH

Figure 1
General Lithology from CMS

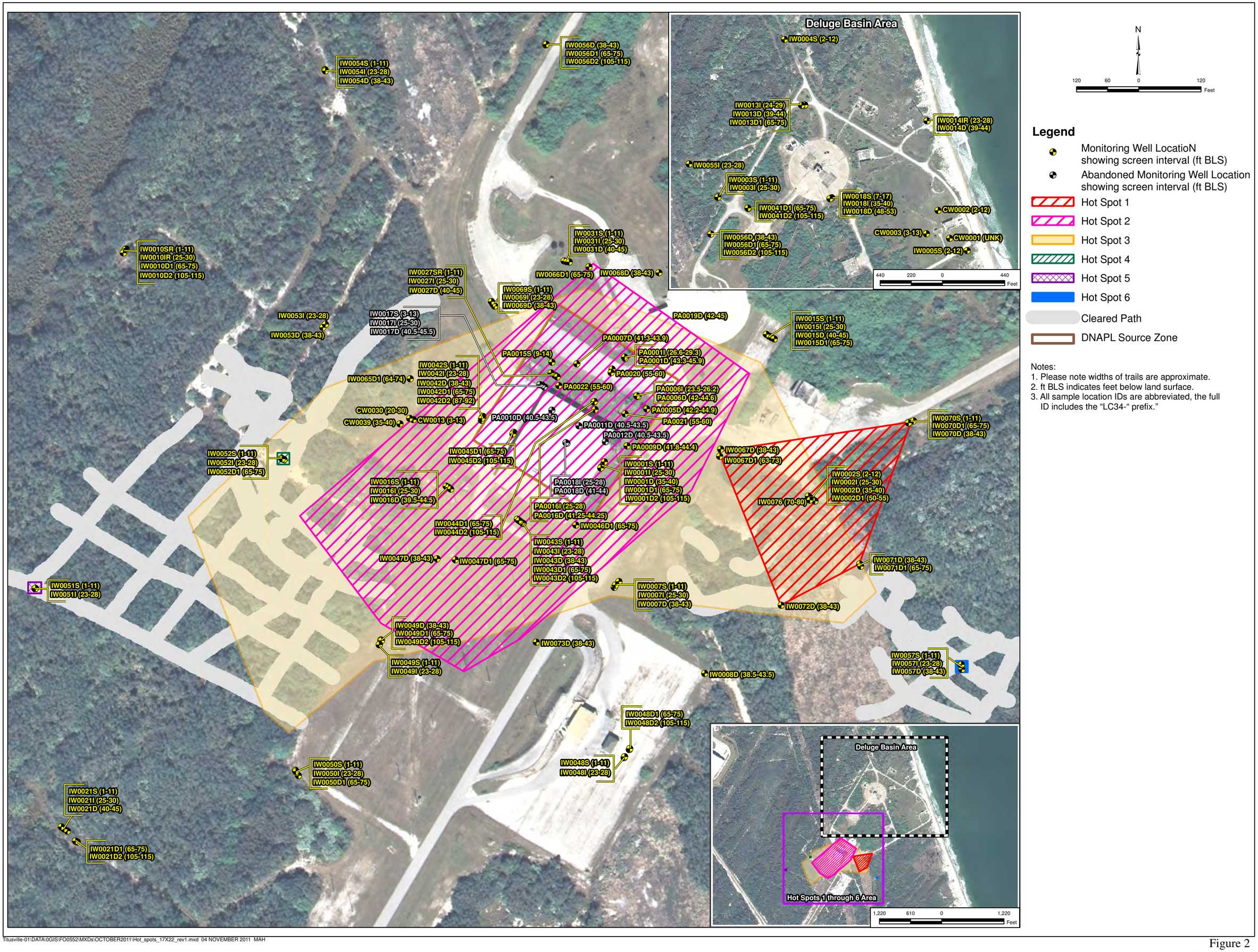

Notes:
1. Please note widths of trails are approximate.
2. ft BLS indicates feet below land surface.
3. All sample location IDs are abbreviated, the full ID includes the “LC34-“ prefix.”

Titusville-01\DATA\0GIS\FO0552\MXDs\OCTOBER2011\Hot_spots_17X22_rev1.mxd 04 NOVEMBER 2011 MAH

Figure 2
Hot Spot Areas

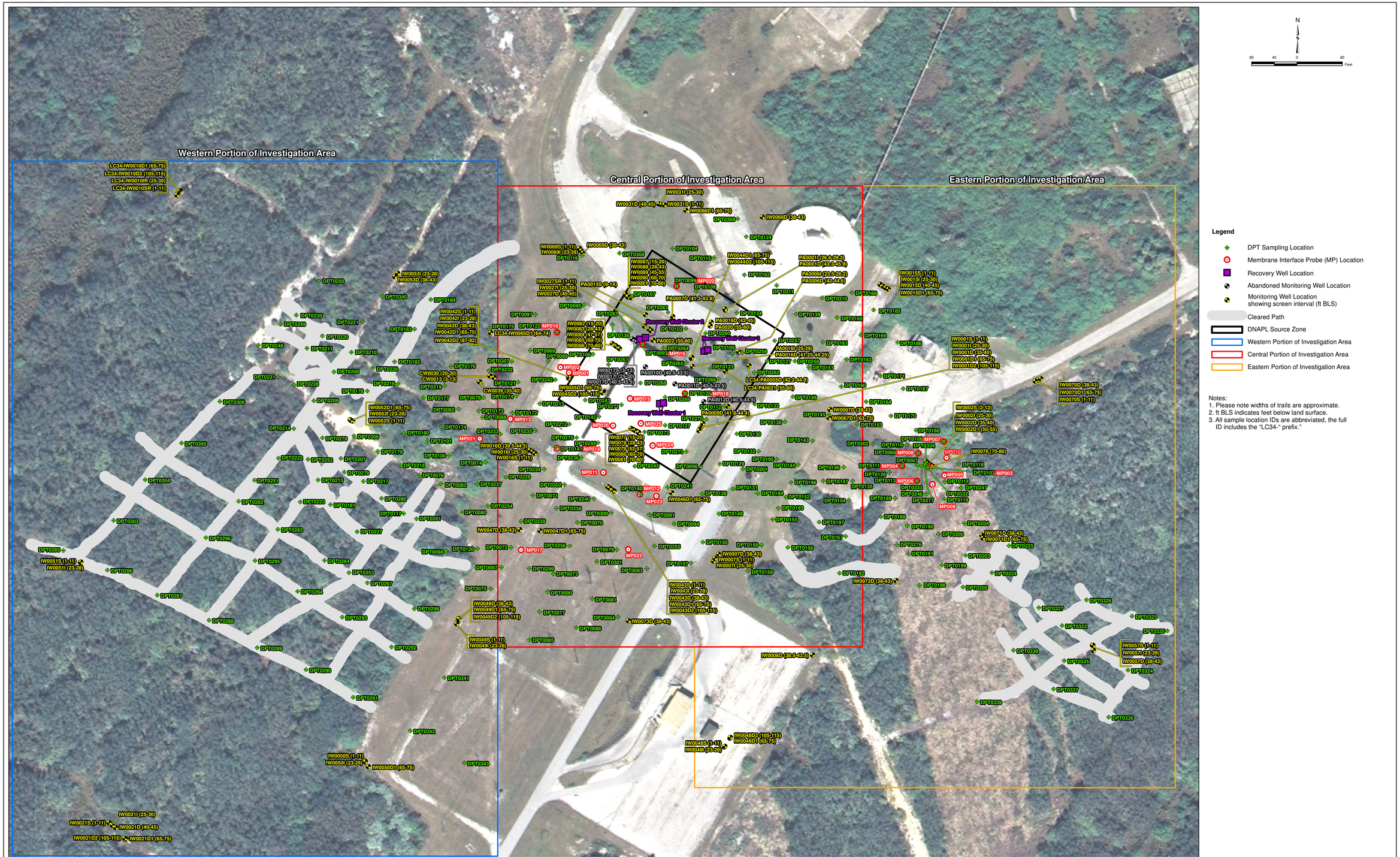

Titusville-01\DATA\0GIS\FO0552\MXDs\JUNE2011\Sample_Locs_Spider_Layout.mxd 04 NOVEMBER 2011 MAH

Figure 3
Sampling Locations



Figure 4
Summary of VOC Results - Western Portion of Investigation Area

Legend

- DPT Sampling Location
- Monitoring Well Location
- Cleared Path

Notes:
1. Depth is presented in feet below land surface (ft BLS).
2. Results are presented in micrograms per liter (µg/L).
3. Yellow shading indicates exceedance of the Florida Department of Environmental Protection (FDEP) Groundwater Cleanup Target Level (GCTL).
4. Orange shading indicates exceedance of the FDEP Natural Attenuation Default Concentration (NADC).
5. I indicates result above the detection limit, but below the reporting limit.
6. J indicates estimated value.
7. U indicates result below detection limit.
8. Please note widths of trails are approximate.

Screening Criteria			
Parameter	Abbreviation	GCTL	NADC
Trichloroethene	TCE	3	300
cis-1,2-Dichloroethene	cDCE	70	700
Vinyl Chloride	VC	1	100

Titusville-01\DATA\0GIS\FO0552\MXDs\OCTOBER2011\Spider_west_OCT2011.mxd 04 NOVEMBER 2011 MAH

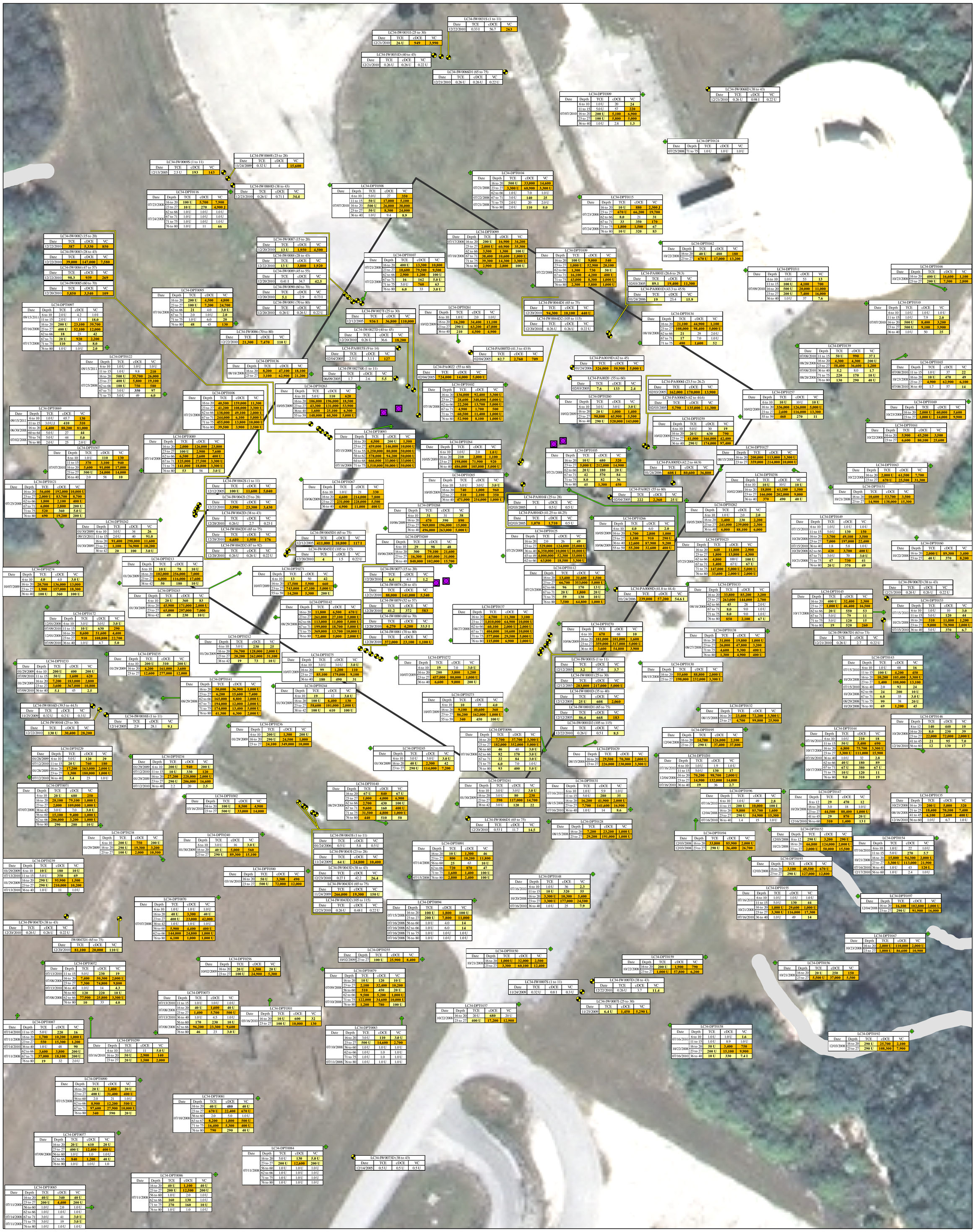
LC34-IW0031S (1 to 11)
Date | TCE | cDCE | VC
12/22/2010 | 0.33 I | 56.7 | 263
LC34-IW0031I (25 to 30)
Date | TCE | cDCE | VC
12/21/2010 | 26 U | 949 | 3,990
LC34-IW0031D (40 to 45)
Date | TCE | cDCE | VC
12/21/2010 | 0.26 U | 0.26 U | 0.22 U
LC34-IW0066D1 (65 to 75)
Date | TCE | cDCE | VC
12/21/2010 | 0.26 U | 0.26 U | 0.22 U
LC34-DPT0309
Date | Depth | TCE | cDCE | VC
07/07/2010 | 6 to 10 | 1.0 U | 20 | 24
11 to 15 | 5.0 U | 57 | 220
16 to 20 | 200 U | 5,100 | 6,900
23 to 27 | 100 U | 5,800 | 5,000
36 to 40 | 1.0 U | 2.8 | 1.3
LC34-IW0068D (38 to 43)
Date | TCE | cDCE | VC
12/21/2010 | 0.26 U | 0.98 I | 0.22 U
LC34-DPT0124
Date | Depth | TCE | cDCE | VC
07/25/2008 | 71 to 75 | 1.0 U | 1.0 U | 1.0 U
LC34-IW0069S (1 to 11)
Date | TCE | cDCE | VC
12/13/2005 | 2.5 U | 193 | 143
LC34-IW0069I (23 to 28)
Date | TCE | cDCE | VC
11/24/2009 | 0.32 U | 4 | 15,600
LC34-IW0069D (38 to 43)
Date | TCE | cDCE | VC
12/23/2010 | 0.26 U | 0.71 I | 34.4
LC34-DPT0116
Date | Depth | TCE | cDCE | VC
07/23/2008 | 16 to 20 | 100 U | 5,700 | 7,900
23 to 27 | 10 U | 270 | 4,900 J
07/24/2008 | 62 to 66 | 1.0 U | 1.0 U | 1.0 U
67 to 71 | 1.0 U | 1.0 U | 1.0 U
71 to 75 | 1.0 U | 1.0 U | 1.0 U
76 to 80 | 1.0 U | 11 | 66
LC34-DPT0308
Date | Depth | TCE | cDCE | VC
07/07/2010 | 6 to 10 | 5.0 U | 27 | 350
11 to 15 | 50 U | 17,000 | 5,100
16 to 20 | 500 U | 26,000 | 38,000
23 to 27 | 50 U | 8,300 | 24,000
36 to 40 | 1.0 U | 9.4 | 8.9
LC34-DPT0104
Date | Depth | TCE | cDCE | VC
07/21/2008 | 16 to 20 | 500 U | 33,000 | 14,600
23 to 27 | 3,300 U | 68,900 | 3,300 U
62 to 66 | 1.0 U | 7.0 | 1.0 U
07/22/2008 | 67 to 71 | 3.0 U | 140 | 25
07/21/2008 | 71 to 75 | 2.0 U | 20 | 2.0 U
76 to 80 | 2.0 U | 110 | 8.0
LC34-DPT0115
Date | Depth | TCE | cDCE | VC
07/23/2008 | 16 to 20 | 10 U | 880 | 2,300 J
23 to 27 | 670 U | 66,200 | 19,700
62 to 66 | 8.0 | 21 | 31
67 to 71 | 33 | 350 | 170
07/24/2008 | 71 to 75 | 1,800 | 1,500 | 67
76 to 80 | 10 U | 320 | 83
LC34-DPT0082 (15 to 20)
Date | TCE | cDCE | VC
12/22/2010 | 387 | 5,330 | 850
LC34-IW0083 (28 to 43)
Date | TCE | cDCE | VC
12/22/2010 | 39,000 | 147,000 | 7,580
LC34-IW0084 (47 to 57)
Date | TCE | cDCE | VC
12/22/2010 | 98.3 | 939 | 269
LC34-IW0085 (60 to 70)
Date | TCE | cDCE | VC
12/20/2010 | 5,850 | 3,540 | 109
LC34-IW0087 (15 to 20)
Date | TCE | cDCE | VC
12/20/2010 | 13 U | 1,950 | 4,500
LC34-IW0088 (28 to 43)
Date | TCE | cDCE | VC
12/22/2010 | 13 U | 3,800 | 1,920
LC34-IW0089 (45 to 55)
Date | TCE | cDCE | VC
12/20/2010 | 0.41 I | 34.7 | 42.5
LC34-IW0090 (60 to 70)
Date | TCE | cDCE | VC
12/20/2010 | 5.1 | 2.9 | 0.73 I
LC34-IW0091 (70 to 80)
Date | TCE | cDCE | VC
12/20/2010 | 0.26 U | 0.26 U | 0.22 U
LC34-DPT0107
Date | Depth | TCE | cDCE | VC
07/21/2008 | 16 to 20 | 400 U | 13,300 | 10,800
23 to 27 | 10,600 | 79,500 | 9,500
07/22/2008 | 62 to 66 | 2,900 | 1,200 | 100 U
67 to 71 | 16 | 162 | 5.0 U
71 to 75 | 5.0 U | 760 | 63
76 to 80 | 6.0 | 33 | 3.0 U
LC34-DPT0099
Date | Depth | TCE | cDCE | VC
07/17/2008 | 16 to 20 | 200 U | 16,900 | 34,200
23 to 27 | 2,000 U | 60,900 | 35,300
07/18/2008 | 62 to 66 | 3,500 | 1,300 | 100 U
67 to 71 | 38,400 | 10,600 | 1,000 U
71 to 75 | 39,300 | 14,300 | 3,300 U
76 to 80 | 2,900 | 2,800 | 100 U
LC34-DPT0109
Date | Depth | TCE | cDCE | VC
07/22/2008 | 16 to 20 | 100 U | 9,000 | 540
23 to 27 | 1,000 U | 52,900 | 20,100
62 to 66 | 1,300 | 730 | 50 U
67 to 71 | 16,100 | 4,200 | 400 U
71 to 75 | 43,000 | 8,300 | 1,000 U
76 to 80 | 2,300 | 5,800 | 1,000 U
LC34-DPT0162
Date | Depth | TCE | cDCE | VC
10/22/2008 | 16 to 20 | 40 U | 480 | 180
23 to 27 | 670 U | 17,000 | 13,200
LC34-DPT0095
Date | Depth | TCE | cDCE | VC
07/16/2008 | 16 to 20 | 200 U | 4,500 | 4,800
23 to 27 | 100 U | 7,200 | 34,700
62 to 66 | 21 | 4.0 | 3.0 U
67 to 71 | 2.0 | 1.0 U | 2.0
71 to 75 | 1.0 U | 6.0 | 20
76 to 80 | 48 | 45 | 130
LC34-IW0086 (70 to 80)
Date | TCE | cDCE | VC
12/22/2010 | 21,300 | 7,470 | 110 U
LC34-IW0027I (25 to 30)
Date | TCE | cDCE | VC
12/12/2005 | 936 I | 36,800 | 110,000
LC34-IW0027D (40 to 45)
Date | TCE | cDCE | VC
12/29/2010 | 0.26 U | 36.6 | 18,200
LC34-PA0015S (9 to 14)
Date | TCE | cDCE | VC
02/04/2005 | 2.5 U | 3.1 I | 127
LC34-IW0027SR (1 to 11)
Date | TCE | cDCE | VC
06/09/2005 | 1.7 | 2.6 | 5.5
LC34-DPT0261
Date | Depth | TCE | cDCE | VC
10/02/2009 | 6 to 10 | 1.0 U | 2.0 | 1.0 U
16 to 20 | 16,200 | 34,400 | 11,100
23 to 27 | 290 U | 63,200 | 47,800
36 to 40 | 210 | 4,500 | 4,900
LC34-IW0044D1 (65 to 75)
Date | TCE | cDCE | VC
12/20/2010 | 94,300 | 10,100 | 440 U
LC34-IW0044D2 (105 to 115)
Date | TCE | cDCE | VC
12/20/2010 | 0.26 U | 0.26 U | 0.22 U
LC34-PA0001D (43.3 to 45.9)
Date | TCE | cDCE | VC
01/24/2006 | 19 | 23.4 | 15.9
LC34-PA0001I (26.6 to 29.3)
Date | TCE | cDCE | VC
02/03/2005 | 89.1 | 19,400 | 11,300
LC34-DPT0311
Date | Depth | TCE | cDCE | VC
07/09/2010 | 6 to 10 | 1.0 U | 53 | 13
11 to 15 | 100 U | 4,100 | 700
16 to 20 | 500 U | 20,000 | 11,000
23 to 27 | 200 U | 7,400 | 16,000
36 to 40 | 1.0 U | 37 | 7.6
LC34-DPT0166
Date | Depth | TCE | cDCE | VC
10/23/2008 | 16 to 20 | 400 U | 16,600 | 1,100
23 to 27 | 200 U | 7,500 | 2,300
LC34-DPT0097
Date | Depth | TCE | cDCE | VC
09/15/2011 | 6 to 10 | 2.0 U | 4.2 | 1.0 I
11 to 15 | 2.0 U | 13 | 18.0
07/16/2008 | 16 to 20 | 200 U | 23,100 | 39,700
23 to 27 | 400 U | 52,100 | 12,000
62 to 66 | 18 | 23 | 42
07/17/2008 | 67 to 71 | 20 U | 920 | 2,200
71 to 75 | 110 | 26 | 8.0
76 to 80 | 1.0 U | 1.0 U | 2.0
LC34-DPT0122
Date | Depth | TCE | cDCE | VC
09/15/2011 | 6 to 10 | 1.0 U | 1.0 U | 1.0 U
11 to 15 | 1.0 U | 9.8 | 210
07/25/2008 | 16 to 20 | 500 U | 35,700 | 26,000
23 to 27 | 400 U | 5,800 | 19,100
62 to 66 | 100 U | 750 | 580
67 to 71 | 3.0 U | 350 | 97
71 to 75 | 5.0 U | 49 | 6.0
LC34-DPT0136
Date | Depth | TCE | cDCE | VC
08/18/2008 | 16 to 20 | 8,200 | 47,100 | 18,100
23 to 27 | 3,100 | 62,900 | 21,200
LC34-DPT0263
Date | Depth | TCE | cDCE | VC
10/05/2009 | 6 to 10 | 5.0 U | 110 | 620
16 to 20 | 106,000 | 196,000 | 18,500
23 to 27 | 43,300 | 131,000 | 53,900
36 to 40 | 1,600 | 25,100 | 6,300
55 to 59 | 148,000 | 60,300 | 5,000 U
LC34-DPT0102
Date | Depth | TCE | cDCE | VC
07/18/2008 | 16 to 20 | 136,000 | 92,400 | 3,300 U
23 to 27 | 28,600 | 348,000 | 5,000 U
62 to 66 | 22,200 | 13,700 | 5,000 U
67 to 71 | 4,900 | 1,700 | 500
71 to 75 | 60,500 | 11,400 | 1,000 U
76 to 80 | 52,900 | 8,100 | 1,000 U
LC34-PA0007D (41.3 to 43.9)
Date | TCE | cDCE | VC
02/04/2005 | 82.7 | 2,760 | 709
LC34-PA0022 (55 to 60)
Date | TCE | cDCE | VC
02/04/2005 | 724,000 | 14,000 | 5,000 U
LC34-PA0019D (42 to 45)
Date | TCE | cDCE | VC
01/24/2006 | 326,000 | 50,900 | 5,000 U
LC34-PA0020 (55 to 60)
Date | TCE | cDCE | VC
02/03/2005 | 7.6 | 133 | 2.4
LC34-PA0006I (23.5 to 26.2)
Date | TCE | cDCE | VC
02/03/2005 | 162,000 | 170,000 | 13,900
LC34-PA0006D (42 to 44.6)
Date | TCE | cDCE | VC
02/03/2005 | 5,790 | 135,000 | 11,300
LC34-DPT0260
Date | Depth | TCE | cDCE | VC
10/02/2009 | 6 to 10 | 3.0 U | 3.0 U | 3.0 U
16 to 20 | 20 U | 1,000 | 1,400
23 to 27 | 90,800 | 65,900 | 5,500
36 to 40 | 290 U | 520,000 | 143,000
LC34-DPT0259
Date | Depth | TCE | cDCE | VC
10/02/2009 | 6 to 10 | 5.0 U | 30 | 19
16 to 20 | 20 U | 630 | 790
23 to 27 | 41,000 | 166,000 | 42,400
36 to 40 | 290 U | 174,000 | 97,400
LC34-DPT0257
Date | Depth | TCE | cDCE | VC
10/02/2009 | 6 to 10 | 10 U | 10 U | 10 U
16 to 20 | 336,000 | 126,000 | 5,000 U
23 to 27 | 2,600 | 116,000 | 13,300
55 to 59 | 460 | 270 | 11
LC34-DPT0139
Date | Depth | TCE | cDCE | VC
07/08/2010 | 11 to 15 | 50 U | 990 | 37 I
08/28/2008 | 16 to 20 | 4,300 | 4,300 | 200 U
23 to 27 | 58,400 | 36,600 | 1,200
07/08/2010 | 36 to 40 | 5.2 | 8.0 | 1.7
08/28/2008 | 71 to 75 | 220 | 170 | 10 U
76 to 80 | 130 | 290 | 40 U
LC34-DPT0165
Date | Depth | TCE | cDCE | VC
07/08/2010 | 11 to 15 | 1.0 U | 37 | 22
10/23/2008 | 16 to 20 | 10 U | 470 | 49
23 to 27 | 4,900 | 62,900 | 6,100
07/08/2010 | 36 to 40 | 1.7 | 57 | 14
LC34-DPT0124
Date | Depth | TCE | cDCE | VC
07/25/2008 | 71 to 75 | 1.0 U | 1.0 U | 1.0 U
LC34-DPT0069
Date | Depth | TCE | cDCE | VC
09/15/2011 | 6 to 10 | 1.0 U | 65.7 | 130
11 to 15 | 3.0 UJ | 410 | 310
06/30/2008 | 16 to 20 | 4,400 | 88,200 | 81,000
60 to 64 | 5.0 U | 27 | 44
07/02/2008 | 70 to 74 | 5.0 U | 44 | 5.0
76 to 80 | 2.0 U | 25 | 2.0 U
LC34-DPT0307
Date | Depth | TCE | cDCE | VC
07/07/2010 | 6 to 10 | 1.0 U | 110 | 130
11 to 15 | 370 | 3,100 | 940
16 to 20 | 5,600 | 91,000 | 17,000
23 to 27 | 500 U | 24,000 | 14,000
36 to 40 | 2.0 | 58 | 10
LC34-DPT0089
Date | Depth | TCE | cDCE | VC
07/14/2008 | 16 to 20 | 2,000 | 126,000 | 23,800
23 to 27 | 100 U | 2,900 | 7,600
62 to 66 | 6,500 | 2,600 | 400 U
67 to 71 | 125,000 | 27,500 | 3,300 U
71 to 75 | 141,000 | 18,800 | 3,300 U
76 to 80 | 53 | 58 | 3.0 U
LC34-DPT0093
Date | Depth | TCE | cDCE | VC
07/15/2008 | 16 to 20 | 4,500 | 200 U | 1,500
23 to 27 | 459,000 | 146,000 | 10,000 U
51 to 55 | 1,250,000 | 80,800 | 50,000 U
58 to 62 | 578,000 | 94,200 | 50,000 U
64 to 68 | 666,000 | 33,000 U | 33,000 U
07/16/2008 | 71 to 75 | 1,510,000 | 50,000 U | 50,000 U
LC34-DPT0264
Date | Depth | TCE | cDCE | VC
10/05/2009 | 6 to 10 | 1.0 U | 2.0 | 1.0 U
16 to 20 | 210 | 2,000 | 1,100
23 to 27 | 198,000 | 71,900 | 920
36 to 40 | 486,000 | 105,000 | 5,000 U
LC34-DPT0105
Date | Depth | TCE | cDCE | VC
07/21/2008 | 16 to 20 | 10 U | 680 | 320
23 to 27 | 5,000 U | 212,000 | 14,900
62 to 66 | 20 U | 180 | 20 U
67 to 71 | 42 | 570 | 84
71 to 75 | 8.0 | 82 | 36
76 to 80 | 45 | 1,300 | 450
LC34-PA0005D (42.2 to 44.9)
Date | TCE | cDCE | VC
01/24/2006 | 608 I | 80,600 | 36,800
LC34-DPT0127
Date | Depth | TCE | cDCE | VC
08/15/2008 | 16 to 20 | 200,000 | 113,000 | 3,300 U
23 to 27 | 359,000 | 214,000 | 10,000 U
LC34-DPT0258
Date | Depth | TCE | cDCE | VC
10/02/2009 | 6 to 10 | 10 U | 10 U | 10 U
16 to 20 | 18,800 | 61,100 | 1,500
23 to 27 | 166,000 | 202,000 | 9,000
36 to 40 | 370 | 490 | 40 U
LC34-DPT0169
Date | Depth | TCE | cDCE | VC
10/23/2008 | 16 to 20 | 2,000 U | 60,000 | 5,600
23 to 27 | 1,000 U | 14,000 | 9,900
LC34-DPT0161
Date | Depth | TCE | cDCE | VC
10/22/2008 | 16 to 20 | 5,900 | 45,200 | 3,500
23 to 27 | 6,600 | 80,100 | 25,600
LC34-DPT0163
Date | Depth | TCE | cDCE | VC
10/22/2008 | 16 to 20 | 2,000 U | 61,500 | 7,700
23 to 27 | 670 U | 25,500 | 31,300
LC34-DPT0151
Date | Depth | TCE | cDCE | VC
10/21/2008 | 16 to 20 | 10,600 | 53,700 | 3,500
23 to 27 | 14,900 | 138,000 | 15,300
LC34-IW0042S (1 to 11)
Date | TCE | cDCE | VC
12/12/2005 | 100 U | 11,600 | 5,040
LC34-IW0042I (23 to 28)
Date | TCE | cDCE | VC
12/22/2010 | 3,990 | 23,300 | 3,430
LC34-IW0042D (38 to 43)
Date | TCE | cDCE | VC
12/20/2010 | 0.26 U | 2.7 | 0.23 I
LC34-IW0042D1 (65 to 75)
Date | TCE | cDCE | VC
12/20/2010 | 6,680 | 1,950 | 176
LC34-IW0042D2 (87 to 92)
Date | TCE | cDCE | VC
12/20/2010 | 0.26 U | 0.26 U | 0.22 U
LC34-DPT0267
Date | Depth | TCE | cDCE | VC
10/06/2009 | 6 to 10 | 1.0 U | 21 | 330
16 to 20 | 4,600 | 214,000 | 7,800
23 to 27 | 231,000 | 228,000 | 5,500
36 to 40 | 4,900 | 11,000 | 400 U
LC34-DPT0265
Date | Depth | TCE | cDCE | VC
10/05/2009 | 6 to 10 | 3.0 U | 3.0 U | 3.0 U
16 to 20 | 740 | 1,000 | 960
23 to 27 | 510 | 2,100 | 350
36 to 40 | 471,000 | 254,000 | 1,000 U
LC34-PA0016I (25 to 28)
Date | TCE | cDCE | VC
02/03/2005 | 1 | 0.5 U | 0.5 U
LC34-PA0016D (41.25 to 44.25)
Date | TCE | cDCE | VC
02/03/2005 | 1,070 | 1,710 | 0.5 U
LC34-PA0021 (55 to 60)
Date | TCE | cDCE | VC
02/04/2005 | 222 | 2,360 | 25 U
LC34-DPT0268
Date | Depth | TCE | cDCE | VC
10/06/2009 | 6 to 10 | 31 | 31 | 38
16 to 20 | 470 | 390 | 890
23 to 27 | 969,000 | 196,000 | 15,000
36 to 40 | 496,000 | 263,000 | 5,000 U
LC34-DPT0269
Date | Depth | TCE | cDCE | VC
10/06/2009 | 6 to 10 | 29 | 98 | 48
16 to 20 | 300 | 79,100 | 21,600
23 to 27 | 16,300 | 105,000 | 31,000
36 to 40 | 848,000 | 102,000 | 15,700
LC34-DPT0125
Date | Depth | TCE | cDCE | VC
07/25/2008 | 16 to 20 | 2.0 | 26 | 49
23 to 27 | 529,000 | 124,000 | 25,000 U
36 to 40 | 6,350,000 | 10,000 U | 10,000 U
45 to 49 | 4,000,000 | 52,300 | 33,000 U
62 to 66 | 63,800 | 18,500 | 3,300 U
LC34-DPT0266
Date | Depth | TCE | cDCE | VC
10/05/2009 | 6 to 10 | 4.0 | 6.0 | 2.0
16 to 20 | 1,700 | 2,800 | 1,000
10/06/2009 | 23 to 27 | 1,100 | 910 | 290 U
36 to 40 | 12,600 | 87,900 | 9,200
55 to 59 | 55,200 | 32,600 | 400 U
LC34-DPT0123
Date | Depth | TCE | cDCE | VC
07/25/2008 | 16 to 20 | 640 | 11,800 | 2,900
23 to 27 | 1,800 | 13,800 | 4,300
62 to 66 | 4,800 | 100 U | 100 U
67 to 71 | 1,400 | 67 U | 67 U
71 to 75 | 147,000 | 5,000 U | 5,000 U
76 to 80 | 33,600 | 2,000 U | 2,000 U
LC34-DPT0149
Date | Depth | TCE | cDCE | VC
07/15/2010 | 6 to 10 | 1.0 U | 1.0 U | 1.0 U
11 to 15 | 5.0 U | 130 | 150
10/20/2008 | 16 to 20 | 3,700 | 49,100 | 3,500
23 to 27 | 7,000 | 197,000 | 22,400
07/15/2010 | 36 to 40 | 1.8 | 5.9 | 1.0 U
10/20/2008 | 62 to 66 | 420 | 3,700 | 400 U
67 to 71 | 3.0 U | 70 | 3.0 U
10/21/2008 | 71 to 75 | 47 | 730 | 41
76 to 80 | 20 U | 370 | 49
LC34-DPT0160
Date | Depth | TCE | cDCE | VC
10/22/2008 | 16 to 20 | 2,000 U | 89,300 | 3,400
23 to 27 | 40 U | 370 | 8,200
LC34-DPT0213
Date | Depth | TCE | cDCE | VC
01/26/2009 | 6 to 10 | 10 U | 78 | 10 U
16 to 20 | 102,000 | 256,000 | 7,000
23 to 27 | 6,000 | 116,000 | 17,600
38 to 42 | 50 | 180 | 10 U
LC34-DPT0271
Date | Depth | TCE | cDCE | VC
10/07/2009 | 6 to 10 | 13 | 50 | 42
16 to 20 | 17,500 | 5,900 | 660
23 to 27 | 743,000 | 47,100 | 5,000 U
55 to 59 | 14,200 | 5,300 | 200 U
LC34-IW0045D1 (65 to 75)
Date | TCE | cDCE | VC
12/12/2005 | 411,000 | 10,800 | 117 I
LC34-IW0045D2 (105 to 115)
Date | TCE | cDCE | VC
12/20/2010 | 4 | 1.5 | 0.22 U
LC34-DPT0112
Date | Depth | TCE | cDCE | VC
07/23/2008 | 16 to 20 | 13,400 | 31,600 | 1,500
23 to 27 | 66,700 | 353,000 | 5,000 U
62 to 66 | 96 | 170 | 13 U
67 to 71 | 20 U | 1,800 | 20 U
71 to 75 | 59 | 130 | 10 U
76 to 80 | 7,500 | 64,800 | 1,000 U
LC34-PA0009D (41.8 to 44.4)
Date | TCE | cDCE | VC
01/24/2006 | 239,000 | 57,200 | 54.6 I
LC34-DPT0133
Date | Depth | TCE | cDCE | VC
08/18/2008 | 16 to 20 | 33,800 | 85,200 | 3,200
23 to 27 | 263,000 | 144,000 | 2,700
62 to 66 | 45 | 28 | 2.0 U
67 to 71 | 8.0 | 9.0 | 1.0 U
71 to 75 | 8.0 | 9.0 | 1.0 U
76 to 80 | 850 | 2,100 | 67 U
LC34-DPT0145
Date | Depth | TCE | cDCE | VC
10/17/2008 | 16 to 20 | 400 U | 32,400 | 2,300
23 to 27 | 1,000 U | 46,400 | 16,500
62 to 66 | 20 U | 550 | 53
67 to 71 | 5.0 U | 79 | 11
71 to 75 | 5.0 U | 120 | 15
76 to 80 | 19 | 520 | 260
LC34-IW0067D (38 to 43)
Date | TCE | cDCE | VC
12/21/2010 | 0.26 U | 0.26 U | 0.22 U
LC34-DPT0153
Date | Depth | TCE | cDCE | VC
07/15/2010 | 6 to 10 | 1.0 U | 10 | 3.0
11 to 15 | 5.0 U | 120 | 44
10/21/2008 | 16 to 20 | 510 | 11,800 | 1,200
23 to 27 | 9,000 | 78,900 | 2,000 U
07/15/2010 | 36 to 40 | 5.0 U | 370 | 6.7
LC34-IW0067I (63 to 73)
Date | TCE | cDCE | VC
12/21/2010 | 0.26 U | 2.7 | 0.22 U
LC34-DPT0310
Date | Depth | TCE | cDCE | VC
07/07/2010 | 6 to 10 | 1.0 U | 1.0 U | 1.0 U
11 to 15 | 1.0 U | 7.9 | 2.0
16 to 20 | 500 U | 8,400 | 3,200
23 to 27 | 4,900 | 62,900 | 6,100
36 to 40 | 1.0 U | 50 | 25
LC34-DPT0274
Date | Depth | TCE | cDCE | VC
10/07/2009 | 6 to 10 | 4.0 | 4.0 | 3.0 U
16 to 20 | 20,700 | 136,000 | 13,000
23 to 27 | 1,900 | 157,000 | 18,300
36 to 40 | 100 U | 360 | 100 U
LC34-DPT0243
Date | Depth | TCE | cDCE | VC
01/30/2009 | 6 to 10 | 20 U | 360 | 83
16 to 20 | 45,900 | 171,000 | 2,000 U
23 to 27 | 65,000 | 297,000 | 7,000
38 to 42 | 49 | 230 | 10 U
LC34-DPT0142
Date | Depth | TCE | cDCE | VC
08/29/2008 | 16 to 20 | 11,800 | 6,500 | 670 U
23 to 27 | 261,000 | 27,100 | 5,000 U
62 to 66 | 113,000 | 11,000 | 5,000 U
67 to 71 | 199,000 | 18,700 | 5,000 U
71 to 75 | 369,000 | 13,700 | 10,000 U
76 to 80 | 72,400 | 5,000 | 2,000 U
LC34-DPT0137
Date | Depth | TCE | cDCE | VC
08/27/2008 | 16 to 20 | 4,700 | 11,300 | 3,100
23 to 27 | 1,010,000 | 64,900 | 10,000 U
62 to 66 | 60,100 | 2,000 U | 2,000 U
67 to 71 | 404,000 | 10,600 | 10,000 U
71 to 75 | 577,000 | 29,500 | 5,000 U
76 to 80 | 115,000 | 6,900 | 2,000 U
LC34-DPT0270
Date | Depth | TCE | cDCE | VC
10/06/2009 | 6 to 10 | 670 | 68 | 10
16 to 20 | 181,000 | 101,000 | 1,600
23 to 27 | 359,000 | 317,000 | 5,000 U
36 to 40 | 3,600 | 54,800 | 3,900
LC34-DPT0133
Date | Depth | TCE | cDCE | VC
08/18/2008 | 16 to 20 | 33,800 | 85,200 | 3,200
23 to 27 | 263,000 | 144,000 | 2,700
62 to 66 | 45 | 28 | 2.0 U
67 to 71 | 8.0 | 9.0 | 1.0 U
71 to 75 | 8.0 | 9.0 | 1.0 U
76 to 80 | 850 | 2,100 | 67 U
LC34-DPT0145
Date | Depth | TCE | cDCE | VC
10/17/2008 | 16 to 20 | 400 U | 32,400 | 2,300
23 to 27 | 1,000 U | 46,400 | 16,500
62 to 66 | 20 U | 550 | 53
67 to 71 | 5.0 U | 79 | 11
71 to 75 | 5.0 U | 120 | 15
76 to 80 | 19 | 520 | 260
LC34-DPT0172
Date | Depth | TCE | cDCE | VC
12/01/2008 | 6 to 10 | 3.0 U | 3.0 U | 3.0 U
07/09/2010 | 11 to 15 | 10 U | 630 | 290
12/01/2008 | 16 to 20 | 8,600 | 51,600 | 4,400
23 to 27 | 910 | 108,800 | 22,700
07/09/2010 | 36 to 40 | 1.0 U | 4.7 | 5.0
LC34-DPT0212
Date | Depth | TCE | cDCE | VC
01/26/2009 | 6 to 10 | 3.0 U | 230 | 25
16 to 20 | 56,700 | 128,000 | 2,000 U
23 to 27 | 20,200 | 262,000 | 31,100
38 to 42 | 19 | 73 | 10 U
LC34-DPT0275
Date | Depth | TCE | cDCE | VC
10/07/2009 | 6 to 10 | 3.0 U | 3.0 U | 3.0 U
16 to 20 | 99 | 1,200 | 110
23 to 27 | 85,100 | 179,000 | 9,100
36 to 40 | 180 | 490 | 31
LC34-DPT0272
Date | Depth | TCE | cDCE | VC
10/07/2009 | 6 to 10 | 19 | 7.0 | 3.0 U
16 to 20 | 280 | 3,800 | 1,200
23 to 27 | 457,000 | 80,000 | 1,000 U
36 to 40 | 6,600 | 9,000 | 200 U
LC34-IW0001S (1 to 11)
Date | TCE | cDCE | VC
12/12/2005 | 3.2 | 37.6 | 3.7
LC34-IW0001I (25 to 30)
Date | TCE | cDCE | VC
12/12/2005 | 283,000 | 217,000 | 5,000 U
LC34-IW0001D (35 to 40)
Date | TCE | cDCE | VC
12/12/2005 | 25 U | 608 | 2,060
LC34-IW0001D1 (65 to 75)
Date | TCE | cDCE | VC
12/12/2005 | 86.4 | 668 | 183
LC34-IW0001D2 (105 to 115)
Date | TCE | cDCE | VC
12/22/2010 | 0.26 U | 0.51 | 8.5
LC34-DPT0130
Date | Depth | TCE | cDCE | VC
08/15/2008 | 16 to 20 | 55,600 | 88,800 | 2,000 U
23 to 27 | 198,000 | 232,000 | 3,300 U
LC34-DPT0134
Date | Depth | TCE | cDCE | VC
08/18/2008 | 16 to 20 | 21,100 | 44,900 | 1,100
23 to 27 | 108,000 | 98,400 | 5,000 U
62 to 66 | 21 | 29 | 2.0 U
67 to 71 | 17 | 7.0 | 1.0 U
71 to 75 | 480 | 1,600 | 52
LC34-DPT0195
Date | Depth | TCE | cDCE | VC
12/04/2008 | 16 to 20 | 14,700 | 126,000 | 2,100
23 to 27 | 290 U | 37,400 | 37,800
LC34-DPT0201
Date | Depth | TCE | cDCE | VC
07/16/2010 | 6 to 10 | 1.0 U | 1.9 | 1.0 U
11 to 15 | 5.0 U | 130 | 17
12/04/2008 | 16 to 20 | 70,200 | 98,700 | 2,000 U
23 to 27 | 14,900 | 132,000 | 14,000
07/16/2010 | 36 to 40 | 19 | 36 | 2.7
LC34-DPT0144
Date | Depth | TCE | cDCE | VC
07/16/2010 | 6 to 10 | 1.0 U | 210 | 18
11 to 15 | 50 U | 5,400 | 690
10/17/2008 | 16 to 20 | 6,800 | 75,700 | 3,300 U
23 to 27 | 3,300 U | 111,000 | 15,900
07/16/2010 | 36 to 40 | 1.0 U | 32 | 2.8
62 to 66 | 40 U | 180 | 89
10/17/2008 | 67 to 71 | 38 U | 380 | 67 U
71 to 75 | 10 U | 120 | 11
76 to 80 | 9.0 | 310 | 19
LC34-DPT0147
Date | Depth | TCE | cDCE | VC
10/20/2008 | 8 to 12 | 29 | 470 | 12
16 to 20 | 3.0 | 18 | 1.0 U
23 to 27 | 44,500 | 88,400 | 1,000 U
41 to 45 | 29 | 870 | 20 U
12/16/2010 | 56 to 60 | 310 | 1,400 | 13 I
LC34-DPT0135
Date | Depth | TCE | cDCE | VC
10/23/2008 | 16 to 20 | 200 U | 5,000 | 320
08/18/2008 | 21 to 25 | 18,400 | 70,100 | 7,400
41 to 45 | 6,100 | 2,600 | 400 U
12/16/2010 | 56 to 60 | 1.0 U | 6.7 | 1.0 U
LC34-DPT0129
Date | Depth | TCE | cDCE | VC
08/15/2008 | 16 to 20 | 29,500 | 70,300 | 2,000 U
23 to 27 | 226,000 | 230,000 | 3,300 U
LC34-DPT0241
Date | Depth | TCE | cDCE | VC
01/30/2009 | 6 to 10 | 3.0 U | 3.0 U | 3.0 U
16 to 20 | 3.0 U | 80 | 230
23 to 27 | 590 | 117,000 | 14,700
38 to 42 | 3.0 U | 120 | 22
LC34-IW0046D1 (65 to 75)
Date | TCE | cDCE | VC
12/20/2010 | 0.53 I | 11.7 | 14.5
LC34-DPT0131
Date | Depth | TCE | cDCE | VC
07/16/2010 | 6 to 10 | 1.0 U | 5.9 | 1.0 U
11 to 15 | 5.0 U | 280 | 35
08/15/2008 | 16 to 20 | 16,200 | 41,900 | 2,000 U
23 to 27 | 7,700 | 141,600 | 16,900
07/16/2010 | 36 to 40 | 1.0 U | 14 | 8.6
LC34-DPT0128
Date | Depth | TCE | cDCE | VC
08/15/2008 | 16 to 20 | 7,200 | 23,200 | 1,000 U
23 to 27 | 29,200 | 191,000 | 1,000 U
LC34-DPT0196
Date | Depth | TCE | cDCE | VC
07/16/2010 | 6 to 10 | 1.0 U | 49 | 2.8
11 to 15 | 200 U | 10,000 | 100 I
12/04/2008 | 16 to 20 | 9,800 | 85,700 | 1,600
23 to 27 | 290 U | 54,900 | 15,300
07/16/2010 | 36 to 40 | 1.4 | 15 | 1.0 U
LC34-DPT0194
Date | Depth | TCE | cDCE | VC
12/03/2008 | 16 to 20 | 33,800 | 85,900 | 2,000 U
12/03/2008 | 23 to 27 | 290 U | 36,400 | 26,700
LC34-DPT0152
Date | Depth | TCE | cDCE | VC
12/03/2008 | 8 to 12 | 290 U | 3,200 | 290 U
10/21/2008 | 16 to 20 | 66,800 | 124,000 | 2,000 U
23 to 27 | 2,000 U | 50,000 | 15,500
LC34-DPT0154
Date | Depth | TCE | cDCE | VC
07/16/2010 | 6 to 10 | 1.0 U | 22 | 1.0 U
11 to 15 | 5.0 U | 270 | 5.7
10/21/2008 | 16 to 20 | 15,800 | 94,300 | 2,000 U
23 to 27 | 3,300 U | 113,000 | 21,900
07/16/2010 | 36 to 40 | 1.0 U | 43 | 120 L
12/17/2010 | 56 to 60 | 1.0 U | 2.4 | 1.0 U
LC34-DPT0193
Date | Depth | TCE | cDCE | VC
12/03/2008 | 16 to 20 | 3,100 | 48,500 | 670 U
23 to 27 | 290 U | 127,000 | 12,800
LC34-DPT0155
Date | Depth | TCE | cDCE | VC
07/16/2010 | 6 to 10 | 1.0 U | 1.0 U | 1.0 U
11 to 15 | 5.0 U | 130 | 44
10/21/2008 | 16 to 20 | 1,000 U | 29,600 | 1,000 U
23 to 27 | 3,300 U | 116,000 | 17,300
07/16/2010 | 36 to 40 | 1.0 U | 49 | 14
LC34-DPT0197
Date | Depth | TCE | cDCE | VC
12/04/2008 | 16 to 20 | 16,100 | 102,800 | 2,000 U
23 to 27 | 290 U | 91,900 | 16,000
LC34-DPT0167
Date | Depth | TCE | cDCE | VC
10/23/2008 | 16 to 20 | 2,000 U | 110,000 | 2,000 U
23 to 27 | 1,000 U | 86,600 | 10,900
LC34-DPT0156
Date | Depth | TCE | cDCE | VC
10/21/2008 | 16 to 20 | 20 U | 250 | 150
23 to 27 | 5,500 U | 37,000 | 5,500
LC34-IW0016D (39.5 to 44.5)
Date | TCE | cDCE | VC
11/25/2009 | 0.32 U | 0.2 U | 0.3 U
LC34-IW0016I (25 to 30)
Date | TCE | cDCE | VC
12/22/2010 | 130 U | 30,400 | 28,200
LC34-IW0016S (1 to 11)
Date | TCE | cDCE | VC
12/14/2005 | 2.9 | 28.1 | 9.1
LC34-DPT0235
Date | Depth | TCE | cDCE | VC
01/29/2009 | 6 to 10 | 200 U | 310 | 200 U
16 to 20 | 4,200 | 161,000 | 3,600
23 to 27 | 12,600 | 277,000 | 12,000
LC34-DPT0233
Date | Depth | TCE | cDCE | VC
01/29/2009 | 6 to 10 | 200 U | 400 | 200 U
07/09/2010 | 11 to 15 | 50 U | 1,600 | 620
01/29/2009 | 16 to 20 | 7,200 | 183,000 | 2,800
23 to 27 | 3,600 | 367,000 | 10,800
07/09/2010 | 36 to 40 | 5.1 | 45 | 2.5
LC34-DPT0141
Date | Depth | TCE | cDCE | VC
08/29/2008 | 16 to 20 | 50,000 | 36,900 | 1,000 U
23 to 27 | 6,200 | 15,600 | 7,400
62 to 66 | 165,000 | 8,800 | 2,000 U
67 to 71 | 194,000 | 12,000 | 2,000 U

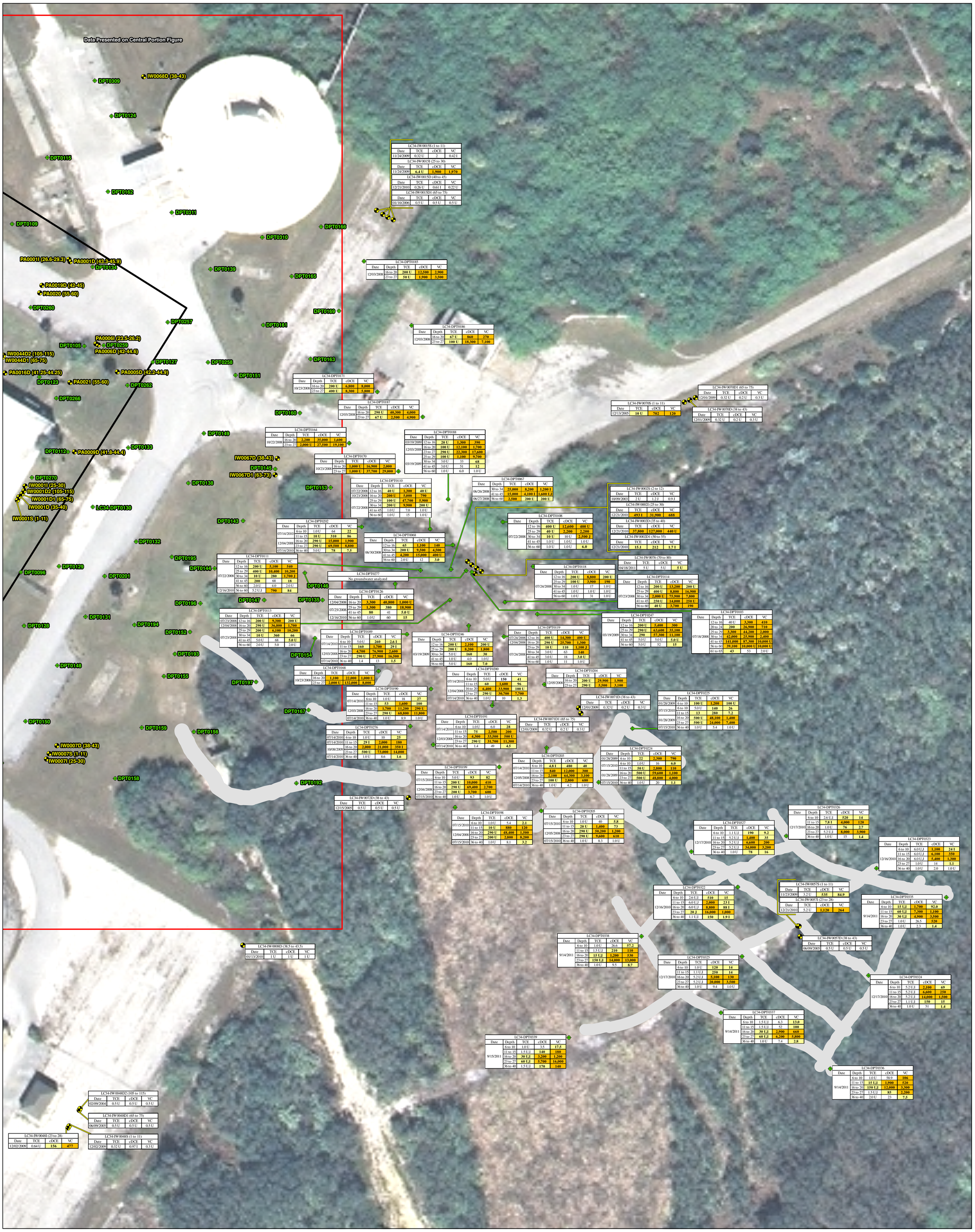

Figure 6
Summary of VOC Results - Eastern Portion of Investigation Area

Legend

- DPT Sampling Location
- Monitoring Well Location
- Cleared Path
- DNAPL Source Zone
- Central Portion of Site

Notes:
1. Depth is presented in feet below land surface (ft BLS).
2. Results are presented in micrograms per liter (µg/L).
3. Yellow shading indicates exceedance of the Florida Department of Environmental Protection (FDEP) Groundwater Cleanup Target Level (GCTL).
4. Orange shading indicates exceedance of the FDEP Natural Attenuation Default Concentration (NADC).
5. I indicates result above the detection limit, but below the reporting limit.
6. J indicates estimated value.
7. U indicates result below detection limit.
8. Please note widths of trails are approximate.
9. Data presented does not reflect interim measures being implemented in Hot Spot 1.

Screening Criteria			
Parameter	Abbreviation	GCTL	NADC
Trichloroethene	TCE	3	300
cis-1,2-Dichloroethene	cDCE	70	700
Vinyl Chloride	VC	1	100

N

40 20 0 40 Feet

Titusville-01\DATA\0GIS\FO0552\MXDs\OCTOBER2011\Spider_east_OCT2011.mxd 04 NOVEMBER 2011 MAH

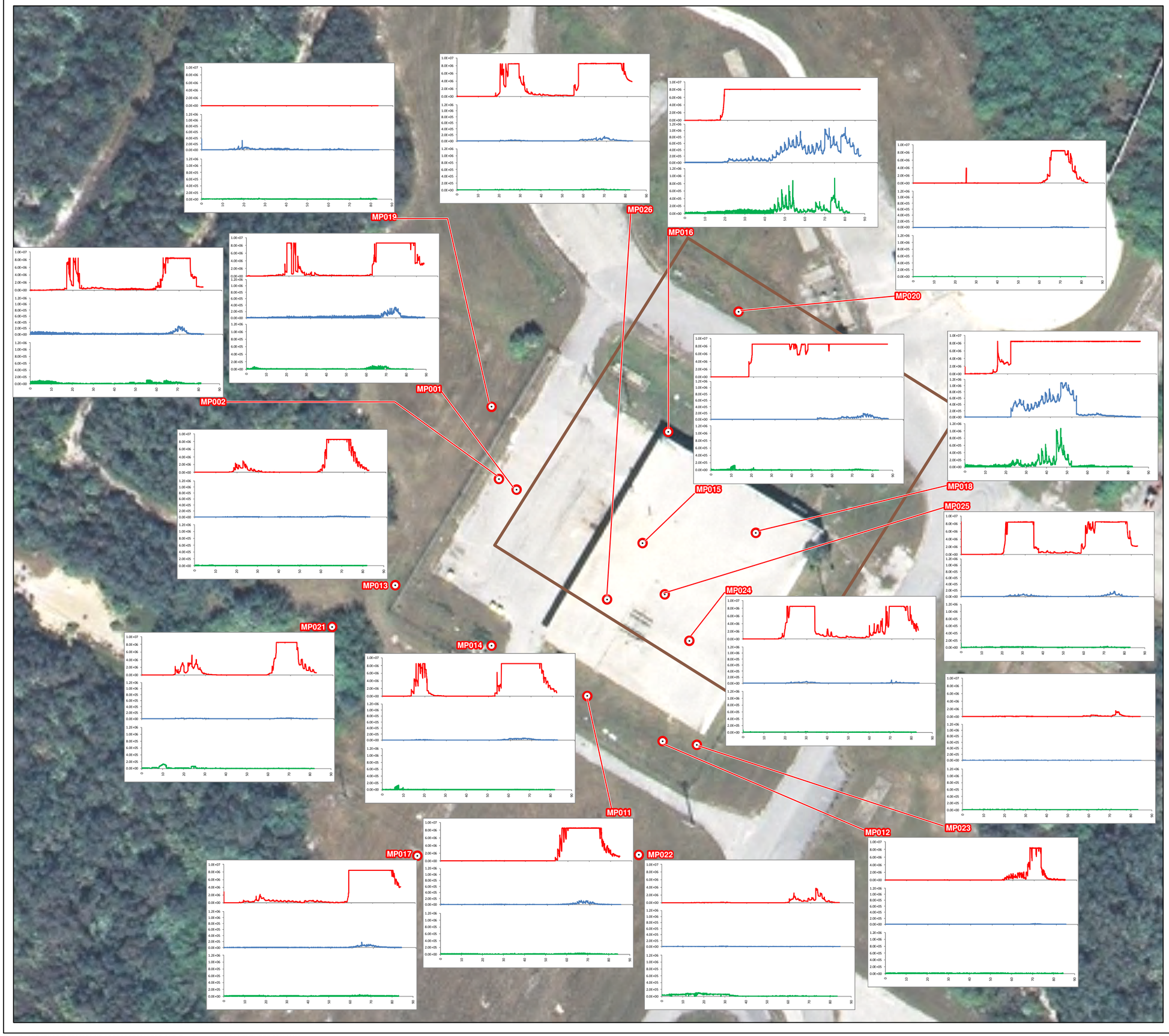

Notes:
1. ECD indicates electron capture detector.
2. PID indicates photoionization detector.
3. FID indicates flame ionization detector.
4. The y axis is the detector output measured in microvolts (uV).
5. The x axis represents depth in feet below land surface.

Titusville-01\DATA\0GIS\FO0552\MXDs\OCTOBER2011\ESB_MIP_Results_rev1.mxd 04 NOVEMBER 2011 MAH

Figure 7
ESB Area Membrane Interface Probe (MIP) Results

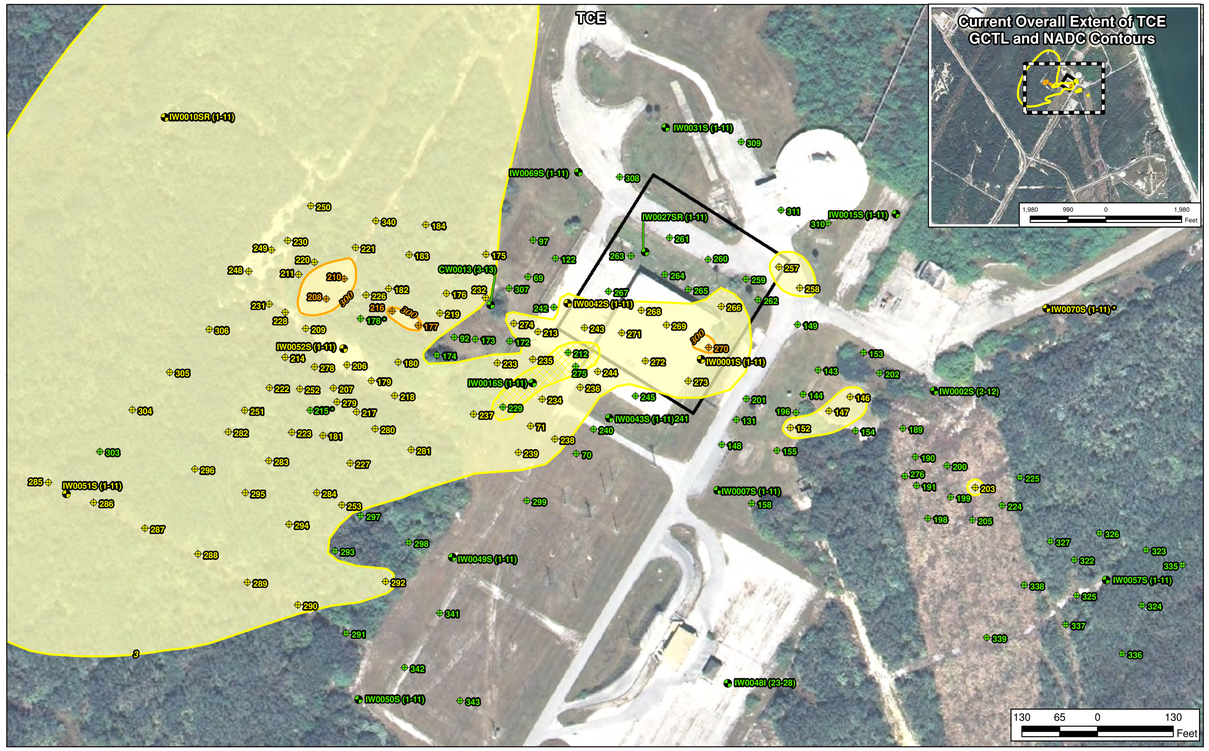

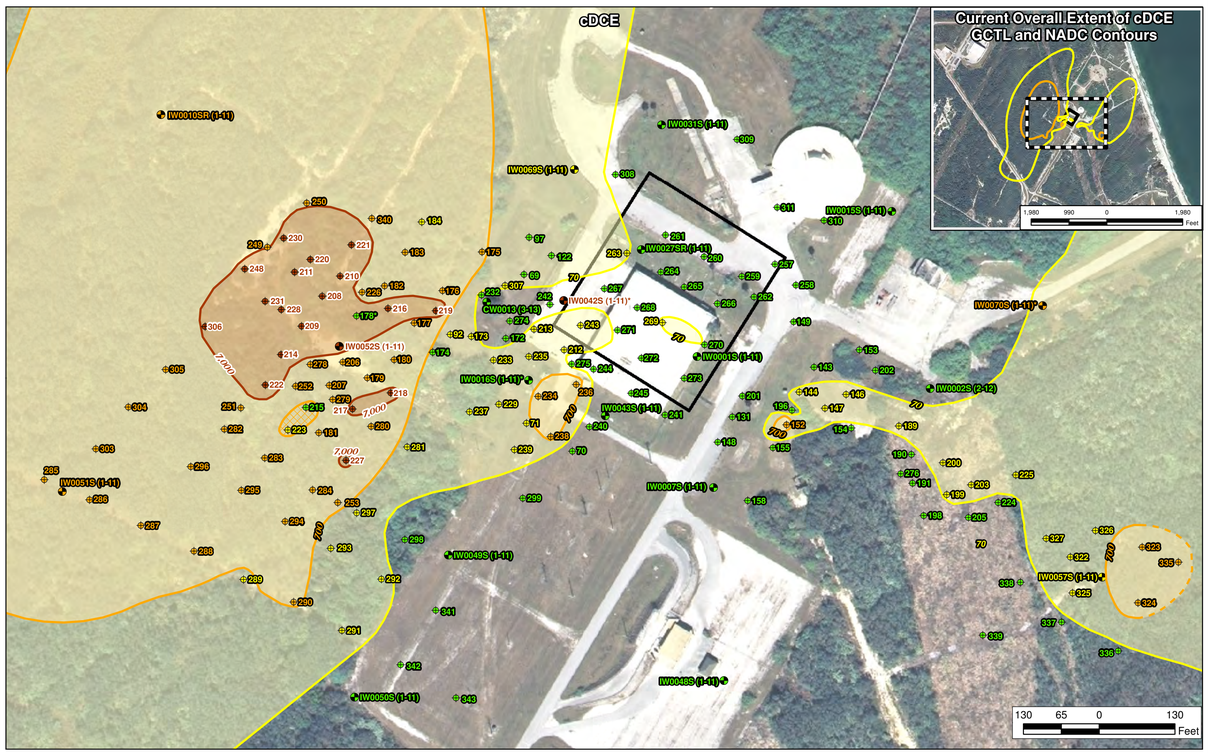

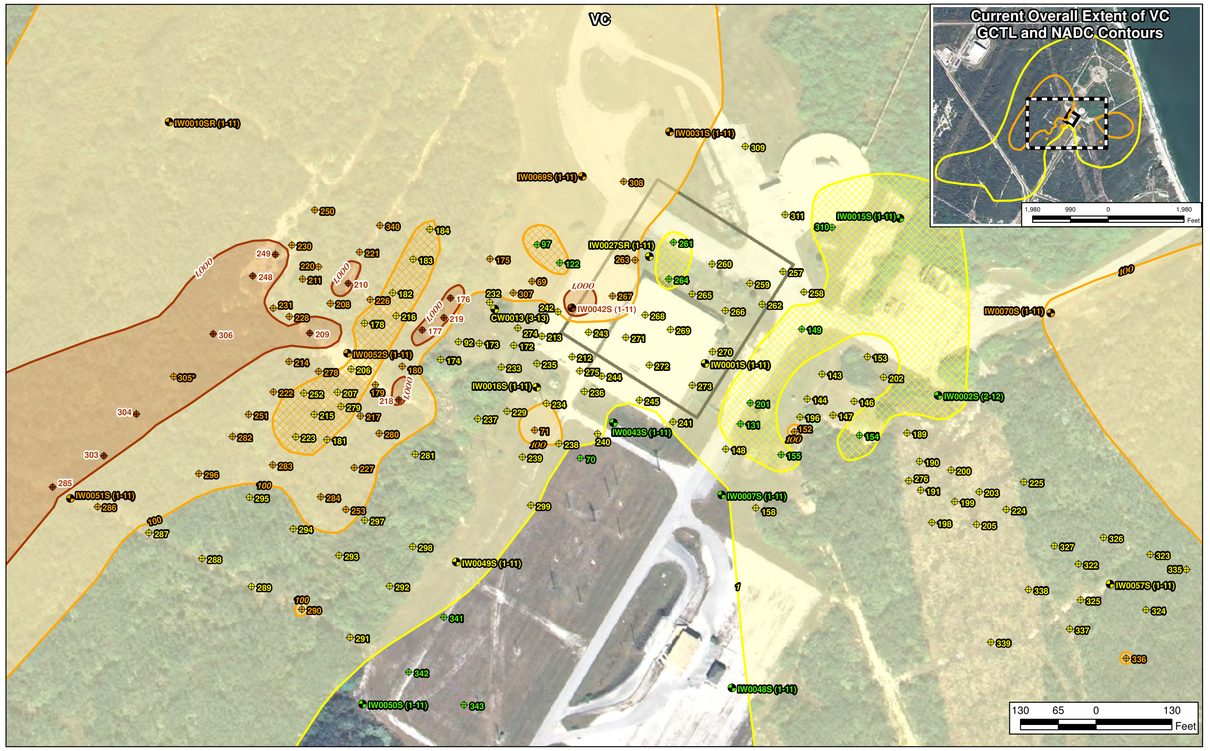

Legend

DPT Sampling Location

- Concentration less than or equal to GCTL
- Concentration greater than GCTL and less than or equal to NADC
- Concentration greater than NADC and less than or equal to 10X NADC
- Concentration greater than 10X NADC and less than or equal to 100X NADC
- Concentration greater than 100X NADC and less than or equal to 1,000X NADC
- Concentration greater than 1,000X NADC

Monitoring Well Location showing screen interval (ft BLS)

- Concentration less than or equal to GCTL
- Concentration greater than GCTL and less than or equal to NADC
- Concentration greater than NADC and less than or equal to 10X NADC
- Concentration greater than 10X NADC and less than or equal to 100X NADC
- Concentration greater than 100X NADC and less than or equal to 1,000X NADC
- Concentration greater than 1,000X NADC

- Inferred GCTL Isopleth
- GCTL Isopleth
- GCTL Isopleth - Sink
- Inferred NADC Isopleth
- NADC Isopleth
- NADC Isopleth - Sink
- Inferred 10X NADC Isopleth
- 10X NADC Isopleth
- DNAPL Source Zone

Screening Criteria			
Parameter	Abbreviation	GCTL	NADC
Trichloroethene	TCE	3	300
cis-1,2-Dichloroethene	cDCE	70	700
Vinyl Chloride	VC	1	100

Notes:
1. ft BLS indicates feet below land surface.
2. Color coding of sampling location based on highest concentration within interval.
3. DPT sampling location presented with numerical portion of sample ID (no analytical data presented).
4. * indicates analytical data not used to generate contours.
5. GCTL indicates Groundwater Cleanup Target Level.
6. NADC indicates Natural Attenuation Default Concentration.
7. Well data used was for the latest sampling event for each well.
   a. December 2010 - IW0010SR, IW0031S and IW0051S.
   b. November and December 2009 - IW0007S, IW0015S, IW0048S, IW0049S, IW0052S, IW0057S
   c. January 2006 – IW0043S
   d. December 2005 – IW0001S, CW0013, IW0016S, IW0042S, IW0050S, IW0069S, IW0070S
   e. June 2005 – IW0027SR
   f. October 2003 – IW0002S



Legend

- Monitoring Well Locations Screened within the 6 to 10 ft BLS Zone
- DNAPL Source Zone

Notes:
1. ft BLS indicates feet below land surface.
2. Based on results of 2010 LTM and DPT investigation.

N

950 475 0 950
Feet

Figure 8
VOCs 6 to 10 ft BLS

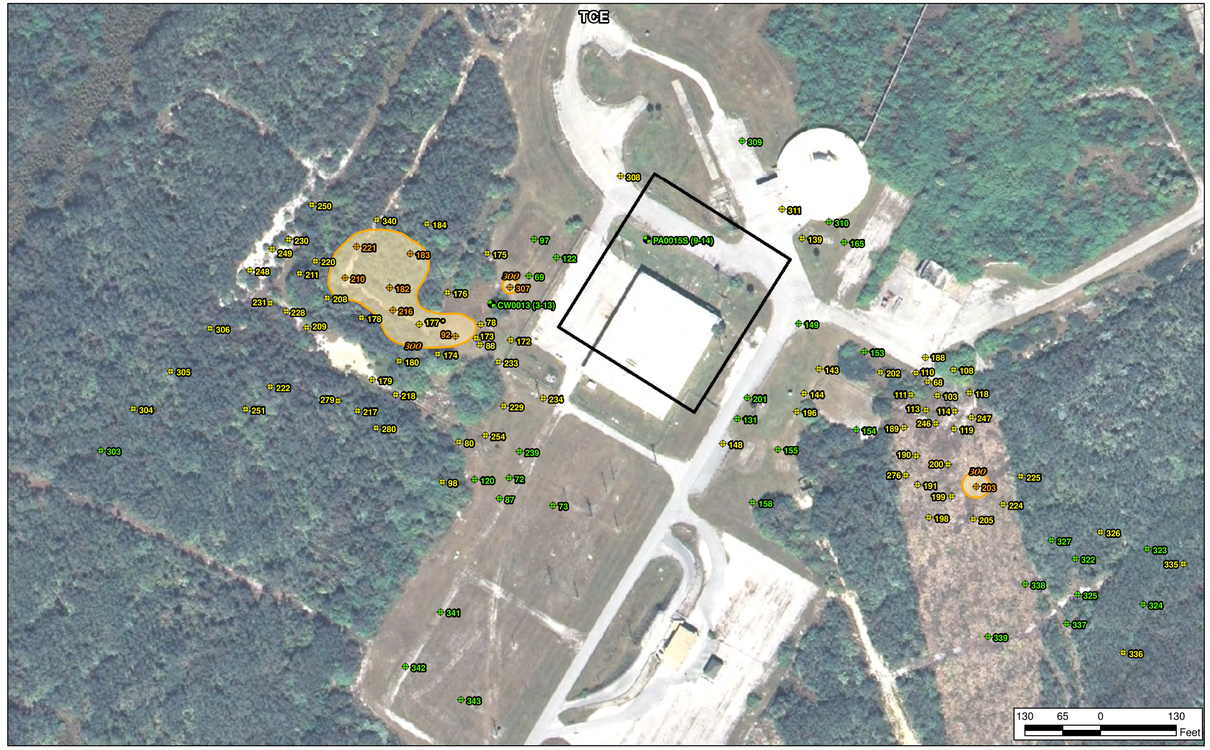

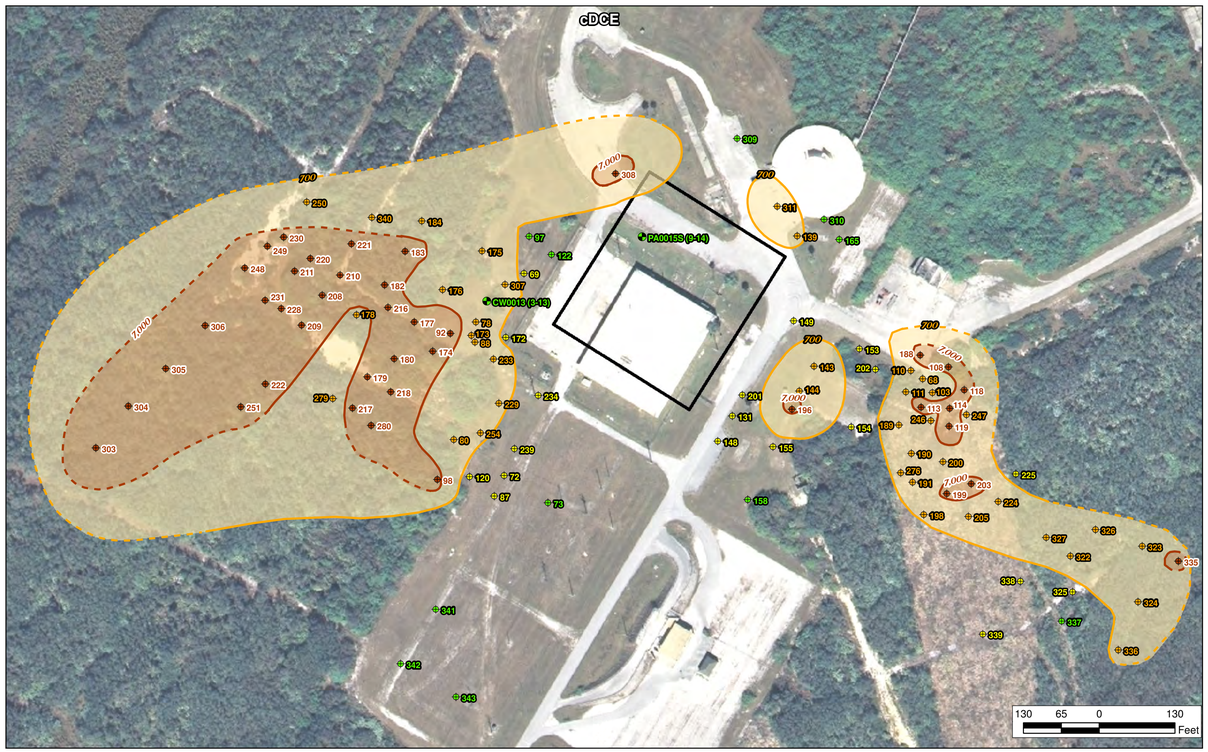

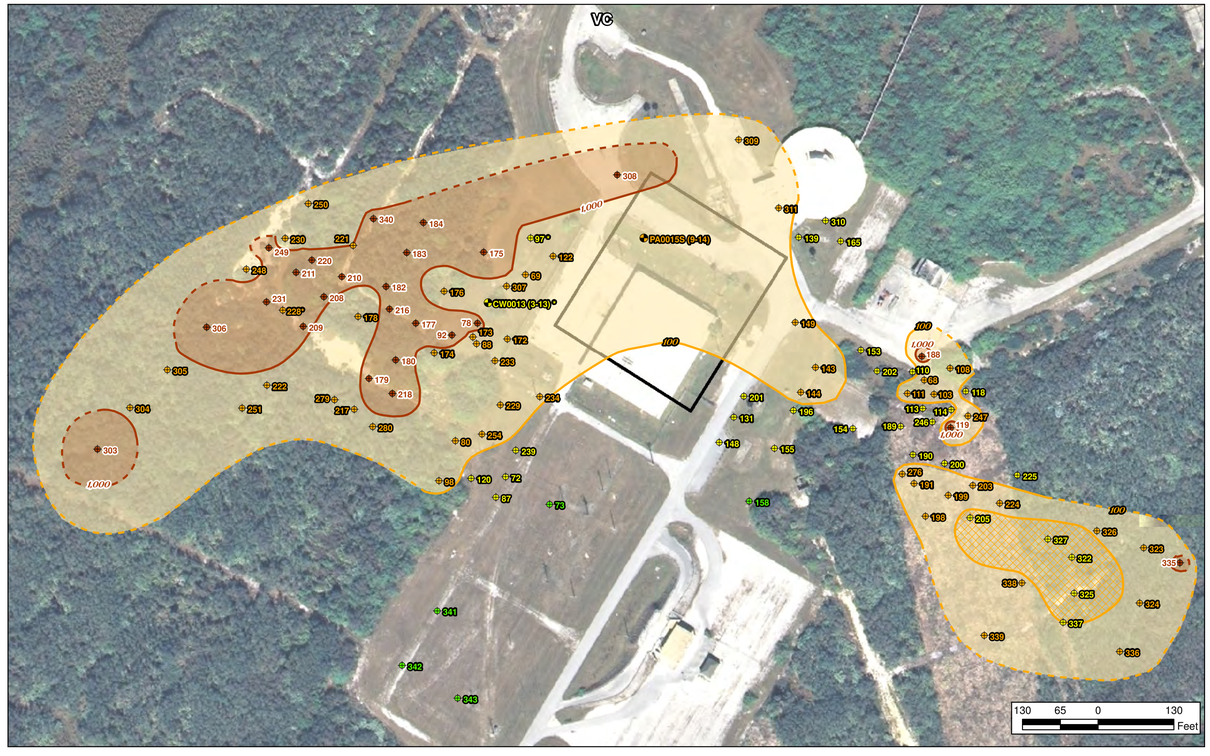

Legend

DPT Sampling Location

- Concentration less than or equal to GCTL
- Concentration greater than GCTL and less than or equal to NADC
- Concentration greater than NADC and less than or equal to 10X NADC
- Concentration greater than 10X NADC and less than or equal to 100X NADC
- Concentration greater than 100X NADC and less than or equal to 1,000X NADC
- Concentration greater than 1,000X NADC

Monitoring Well Location showing screen interval (ft BLS)

- Concentration less than or equal to GCTL
- Concentration greater than GCTL and less than or equal to NADC
- Concentration greater than NADC and less than or equal to 10X NADC
- Concentration greater than 10X NADC and less than or equal to 100X NADC
- Concentration greater than 100X NADC and less than or equal to 1,000X NADC
- Concentration greater than 1,000X NADC

- Inferred NADC Isopleth
- NADC Isopleth
- NADC Isopleth - SINK
- Inferred 10X NADC Isopleth
- 10X NADC Isopleth
- DNAPL Source Zone

Notes:
1. ft BLS indicates feet below land surface.
2. Color coding of sampling location based on highest concentration within interval.
3. DPT sampling location presented with numerical portion of sample ID (no analytical data presented).
4. * indicates analytical data not used to generate contours.
5. GCTL indicates Groundwater Cleanup Target Level.
6. NADC indicates Natural Attenuation Default Concentration.
7. Well data used was for the latest sampling event for each well:
   a. Dec 2005 - CW0013
   b. Feb 2005 - PA0015S

Screening Criteria			
Parameter	Abbreviation	GCTL	NADC
Trichloroethene	TCE	3	300
cis-1,2-Dichloroethene	cDCE	70	700
Vinyl Chloride	VC	1	100



Legend

- Monitoring Well Locations Screened within the 11 to 15 ft BLS Zone
- DNAPL Source Zone

Notes:
1. ft BLS indicates feet below land surface.
2. Based on results of 2010 LTM and DPT investigation.

N

950 475 0 950
Feet

Figure 9
VOCs 11 to15 ft BLS

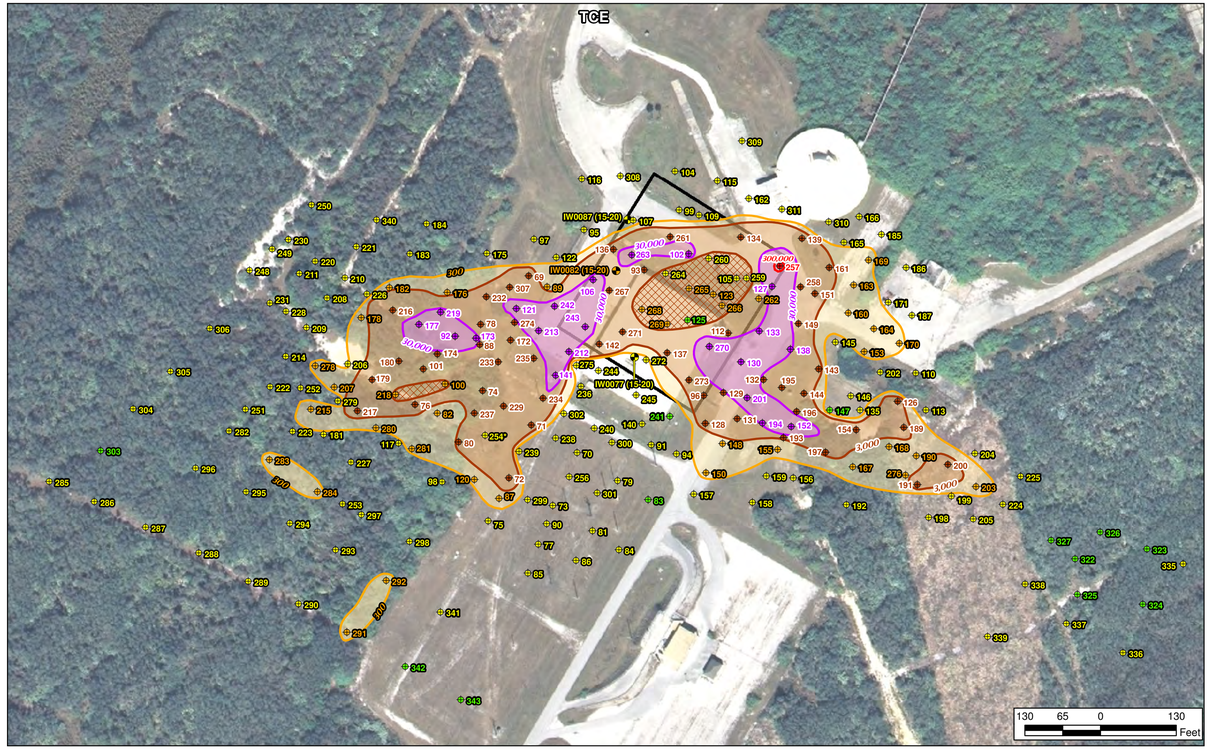

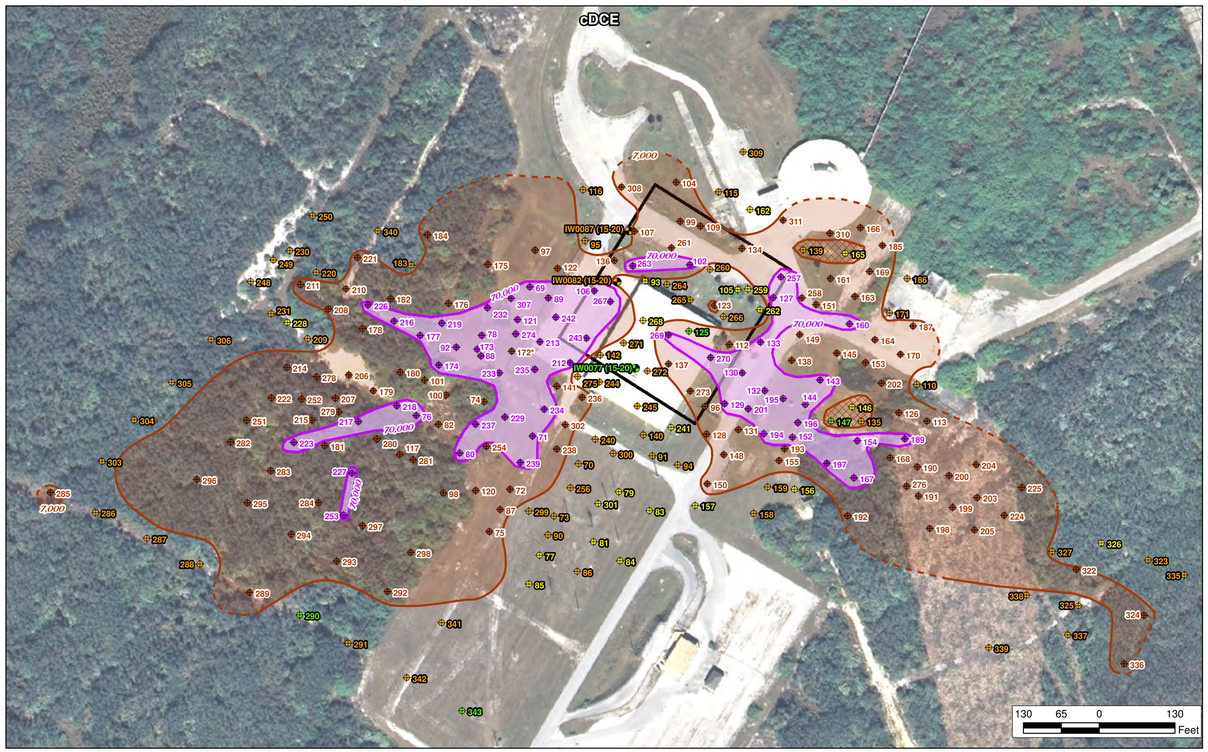

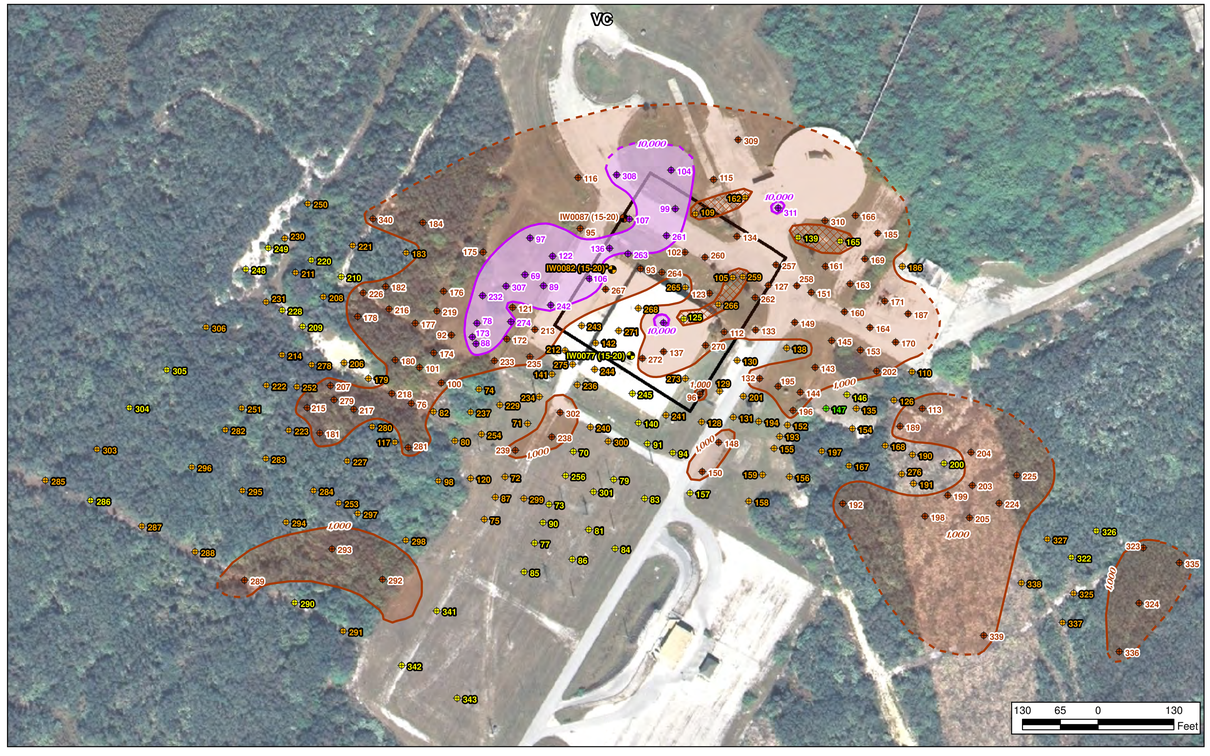

Legend

DPT Sampling Location

- Concentration less than or equal to GCTL
- Concentration greater than GCTL and less than or equal to NADC
- Concentration greater than NADC and less than or equal to 10X NADC
- Concentration greater than 10X NADC and less than or equal to 100X NADC
- Concentration greater than 100X NADC and less than or equal to 1,000X NADC
- Concentration greater than 1,000X NADC

Monitoring Well Location showing screen interval (ft BLS)

- Concentration less than or equal to GCTL
- Concentration greater than GCTL and less than or equal to NADC
- Concentration greater than NADC and less than or equal to 10X NADC
- Concentration greater than 10X NADC and less than or equal to 100X NADC
- Concentration greater than 100X NADC and less than or equal to 1,000X NADC
- Concentration greater than 1,000X NADC

- NADC Isopleth
- Inferred 10X NADC Isopleth
- 10X NADC Isopleth
- 10X NADC Isopleth - Sink
- 100X NADC Isopleth
- 1,000X NADC Isopleth
- DNAPL Source Zone

Notes:
1. ft BLS indicates feet below land surface.
2. Color coding of sampling location based on highest concentration within interval.
3. DPT sampling location presented with numerical portion of sample ID (no analytical data presented).
4. * indicates analytical data not used to generate contours.
5. GCTL indicates Groundwater Cleanup Target Level.
6. NADC indicates Natural Attenuation Default Concentration.
7. Well data presented for the lastest sampling event for each well:
   a. December 2010 - IW0077, IW0082, and IW0087

Screening Criteria			
Parameter	Abbreviation	GCTL	NADC
Trichloroethene	TCE	3	300
cis-1,2-Dichloroethene	cDCE	70	700
Vinyl Chloride	VC	1	100



Legend

- Monitoring Well Locations Screened within the 16 to 20 ft BLS Zone
- DNAPL Source Zone

Note:
1. ft BLS indicates feet below land surface.

N

950 475 0 950
Feet

Figure 10
VOCs 16 to 20 ft BLS

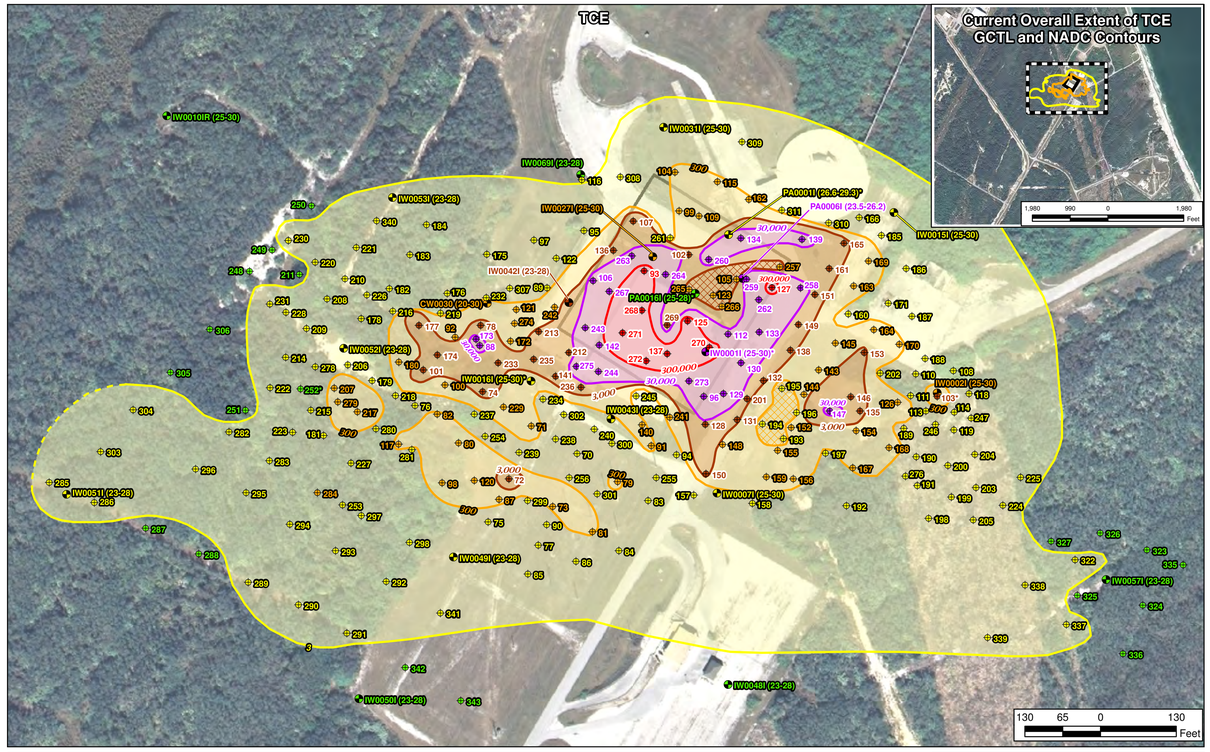

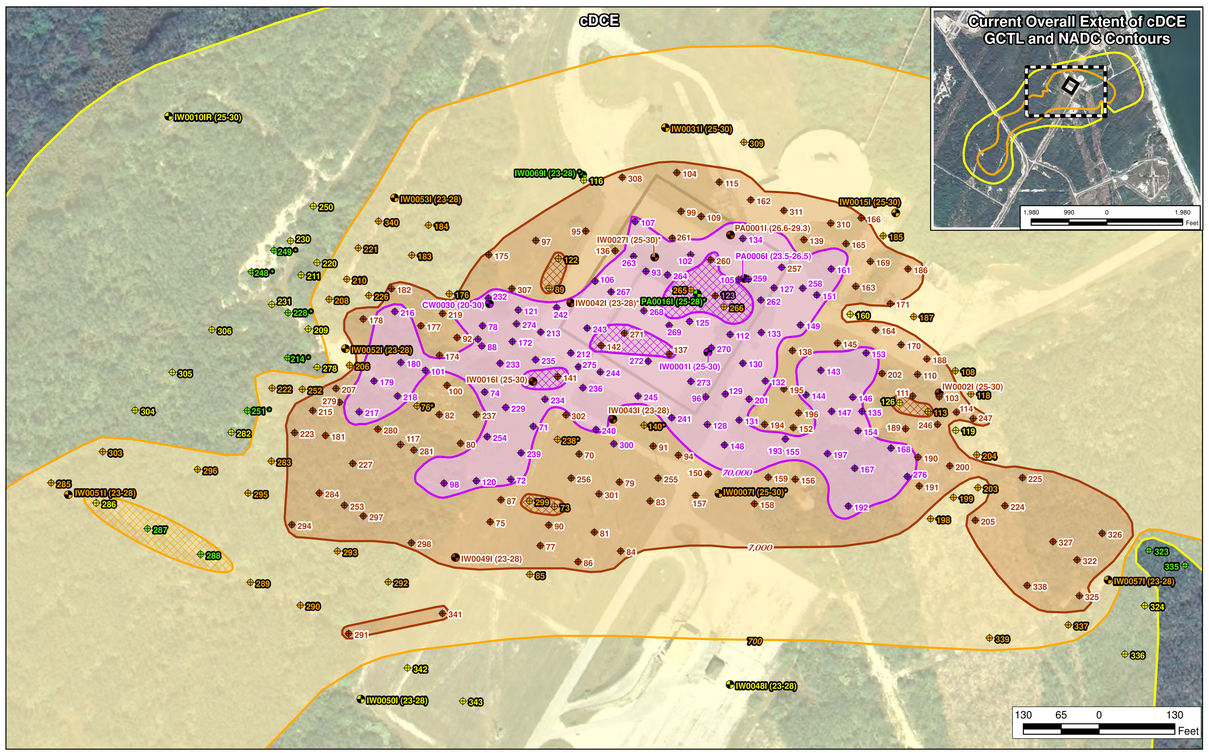

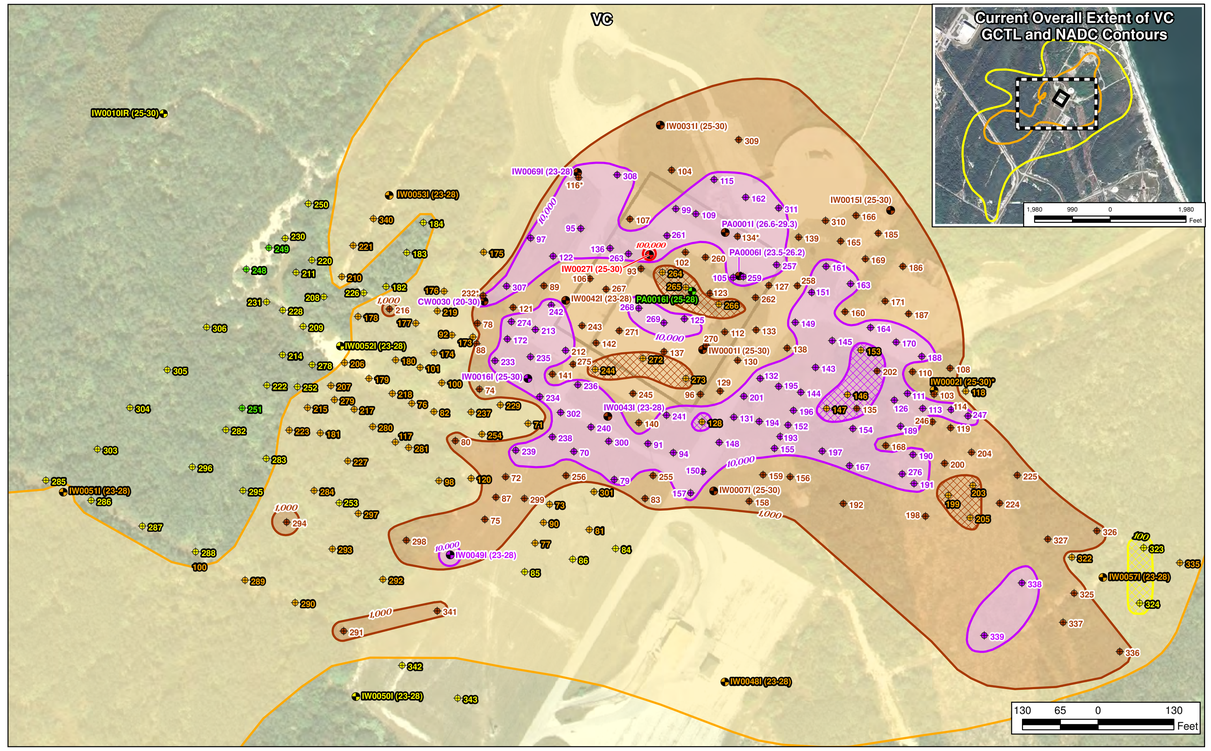

Legend

DPT Sampling Location

- Concentration less than or equal to GCTL
- Concentration greater than GCTL and less than or equal to NADC
- Concentration greater than NADC and less than or equal to 10X NADC
- Concentration greater than 10X NADC and less than or equal to 100X NADC
- Concentration greater than 100X NADC and less than or equal to 1,000X NADC
- Concentration greater than 1,000X NADC

Monitoring Well Location showing screen interval (ft BLS)

- Concentration less than or equal to GCTL
- Concentration greater than GCTL and less than or equal to NADC
- Concentration greater than NADC and less than or equal to 10X NADC
- Concentration greater than 10X NADC and less than or equal to 100X NADC
- Concentration greater than 100X NADC and less than or equal to 1,000X NADC
- Concentration greater than 1,000X NADC
- Inferred GCTL Isopleth
- GCTL Isopleth
- GCTL Isopleth - Sink
- NADC Isopleth
- NADC Isopleth - Sink
- Inferred 10X NADC Isopleth
- 10X NADC Isopleth
- 10X NADC Isopleth - Sink
- 100X NADC Isopleth
- 100X NADC Isopleth - Sink
- 1,000X NADC Isopleth
- DNAPL Source Zone

Notes:
1. ft BLS indicates feet below land surface.
2. Color coding of sampling location based on highest concentration within interval.
3. DPT sampling location presented with numerical portion of sample ID (no analytical data presented).
4. * indicates analytical data not used to generate contours.
5. GCTL indicates Groundwater Cleanup Target Level.
6. NADC indicates Natural Attenuation Default Concentration.
7. Well data used was for the latest sampling event for each well:
   a. December 2010 - IW0002I, IW0010IR, IW0016I, IW0021I, IW0031I, IW0042I, IW0049I, IW0051I, IW0057I, and CW0030
   b. November and December 2009 - IW0015I, IW0043I, IW0048I, IW0052I, IW0053I, and IW0069I
   c. December 2005 – IW0001I, IW0027I, and IW0050I
   d. February 2005 – PA0001I, PA0006I, and PA0016I.

Screening Criteria			
Parameter	Abbreviation	GCTL	NADC
Trichloroethene	TCE	3	300
cis-1,2-Dichloroethene	cDCE	70	700
Vinyl Chloride	VC	1	100



Notes:
1. ft BLS indicates feet below land surface.
2. Based on results of 2010 LTM and DPT investigation.

Legend

- Monitoring Well Locations Screened within the 20 to 30 ft BLS Zone
- DNAPL Source Zone

N

950 475 0 950 Feet

Titusville-01\DATA\FO0552\MXDs\OCTOBER2011\VOC_Panel_21_30b_oct2011.mxd 04 NOVEMBER 2011 MAH

Figure 11
VOCs 21 to 30 ft BLS

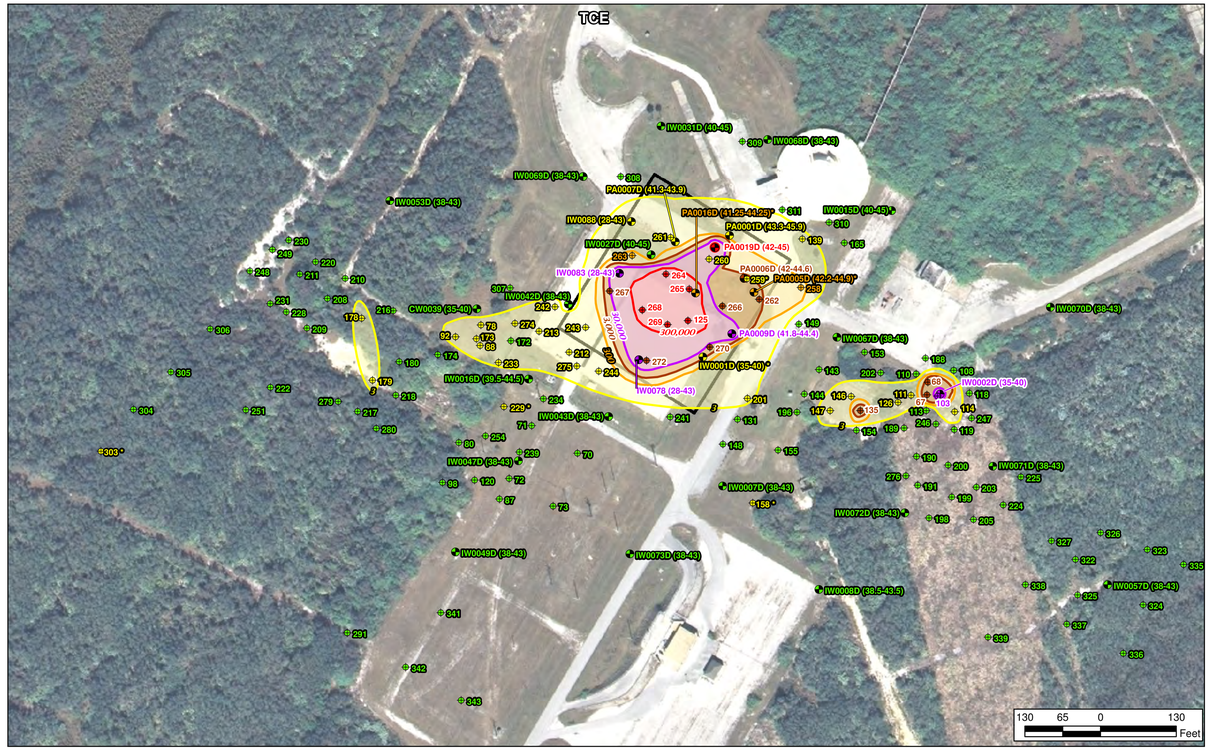

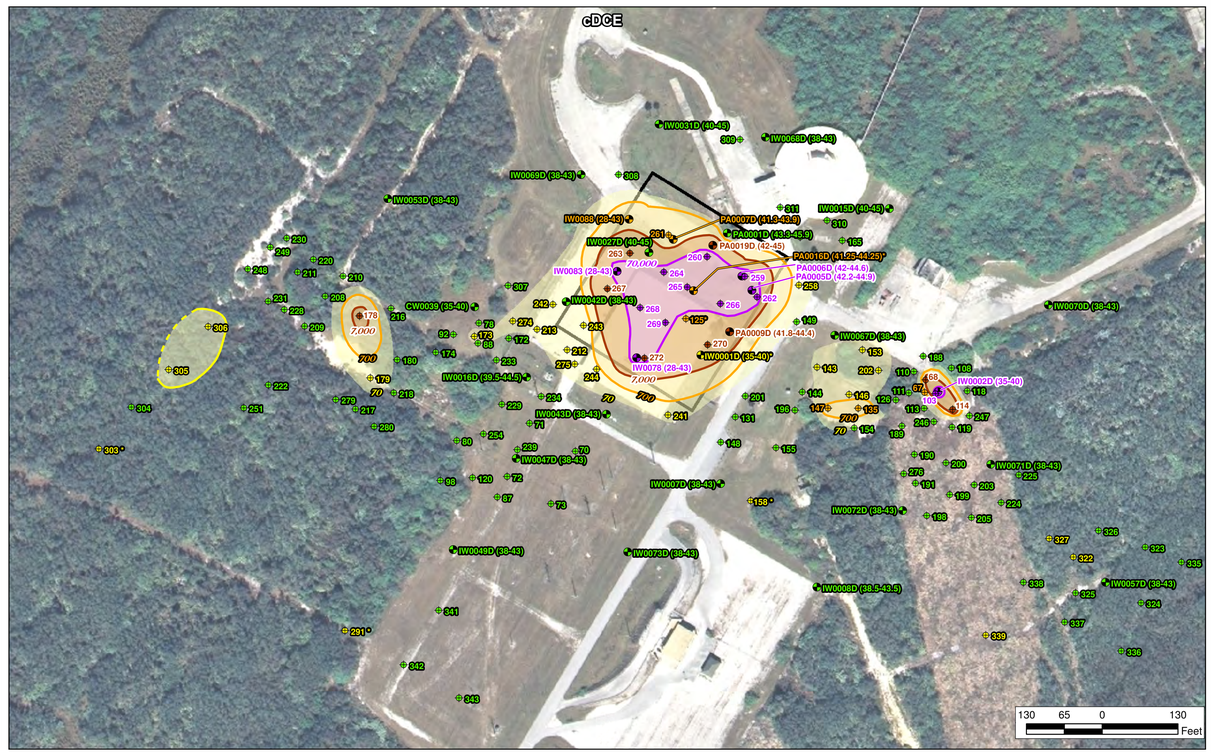

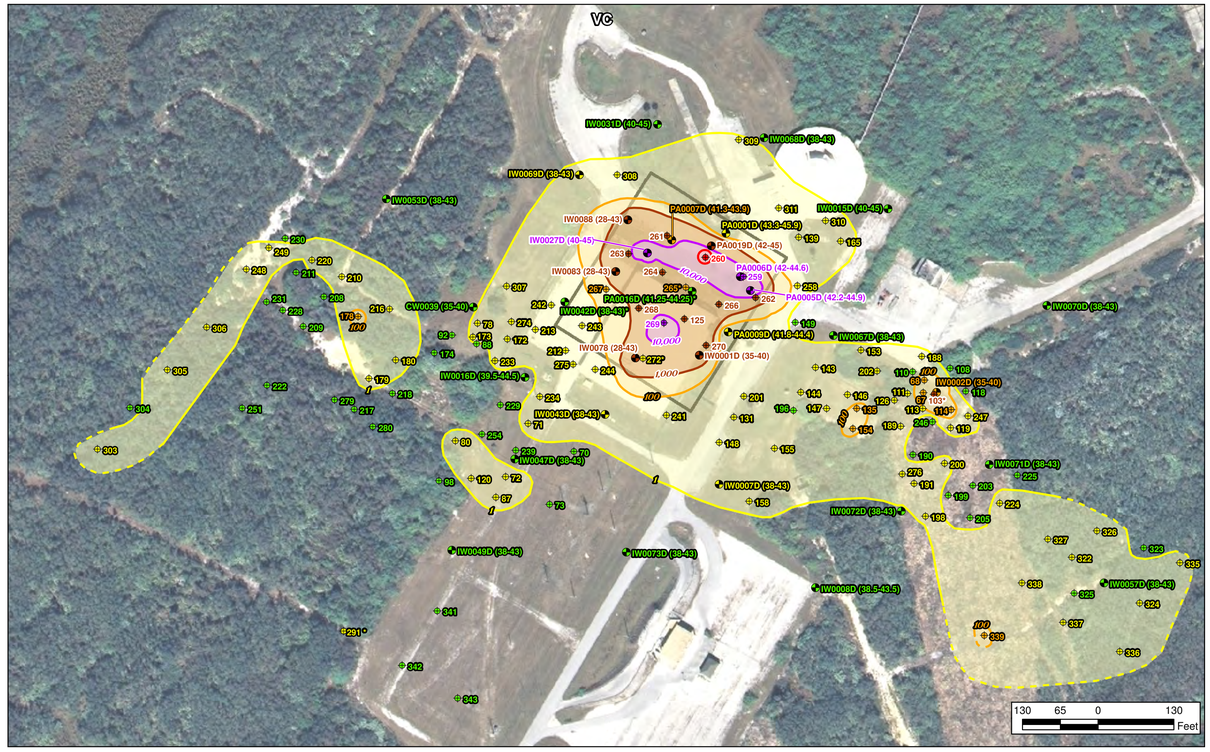

Legend

DPT Sampling Location

- Concentration less than or equal to GCTL
- Concentration greater than GCTL and less than or equal to NADC
- Concentration greater than NADC and less than or equal to 10X NADC
- Concentration greater than 10X NADC and less than or equal to 100X NADC
- Concentration greater than 100X NADC and less than or equal to 1,000X NADC
- Concentration greater than 1,000X NADC

Monitoring Well Location showing screen interval (ft BLS)

- Concentration less than or equal to GCTL
- Concentration greater than GCTL and less than or equal to NADC
- Concentration greater than NADC and less than or equal to 10X NADC
- Concentration greater than 10X NADC and less than or equal to 100X NADC
- Concentration greater than 100X NADC and less than or equal to 1,000X NADC
- Concentration greater than 1,000X NADC

- GCTL Isopleth
- NADC Isopleth
- Inferred 10X NADC Isopleth
- 10X NADC Isopleth
- 100X NADC Isopleth
- 1,000X NADC Isopleth
- DNAPL Source Zone

Notes:
1. ft BLS indicates feet below land surface.
2. Color coding of sampling location based on highest concentration within interval.
3. DPT sampling location presented with numerical portion of sample ID (no analytical data presented).
4. * indicates analytical data not used to generate contours.
5. GCTL indicates Groundwater Cleanup Target Level.
6. NADC indicates Natural Attenuation Default Concentration.
7. Wells data used was for the latest sampling event for each well:
   a. Jan 2010 - IW0008D
   b. Dec 2010 - IW0002D, IW0007D, IW0015D, IW0031D, IW0027D, IW0042D, IW0043D, IW0047D, IW0067D, IW0068D, IW0069D, IW0078, IW0083, and IW0088
   c. Nov 2009/Dec 2009 – IW0007D, IW0016D, IW0027D, IW0070D, and IW0071D
   d. Jan 2006 – PA0001D, PA0005D, PA0009D, and PA0019D
   e. Dec 2005 – CW0039, IW0001D, IW0049D, IW0072D, and IW0073D
   f. June 2005 - IW0053D and IW0057D
   f. Feb 2005 - PA0006D, PA0007D, and PA0016D

Screening Criteria			
Parameter	Abbreviation	GCTL	NADC
Trichloroethene	TCE	3	300
cis-1,2-Dichloroethene	cDCE	70	700
Vinyl Chloride	VC	1	100



Notes:
1. ft BLS indicates feet below land surface.
2. Based on results of 2010 LTM and DPT investigation.

Legend

- Monitoring Well Locations Screened with the 35 to 45 ft BLS Zone
- DNAPL Source Zone

N

950 475 0 950
Feet

Figure 12
VOCs 35 to 45 ft BLS

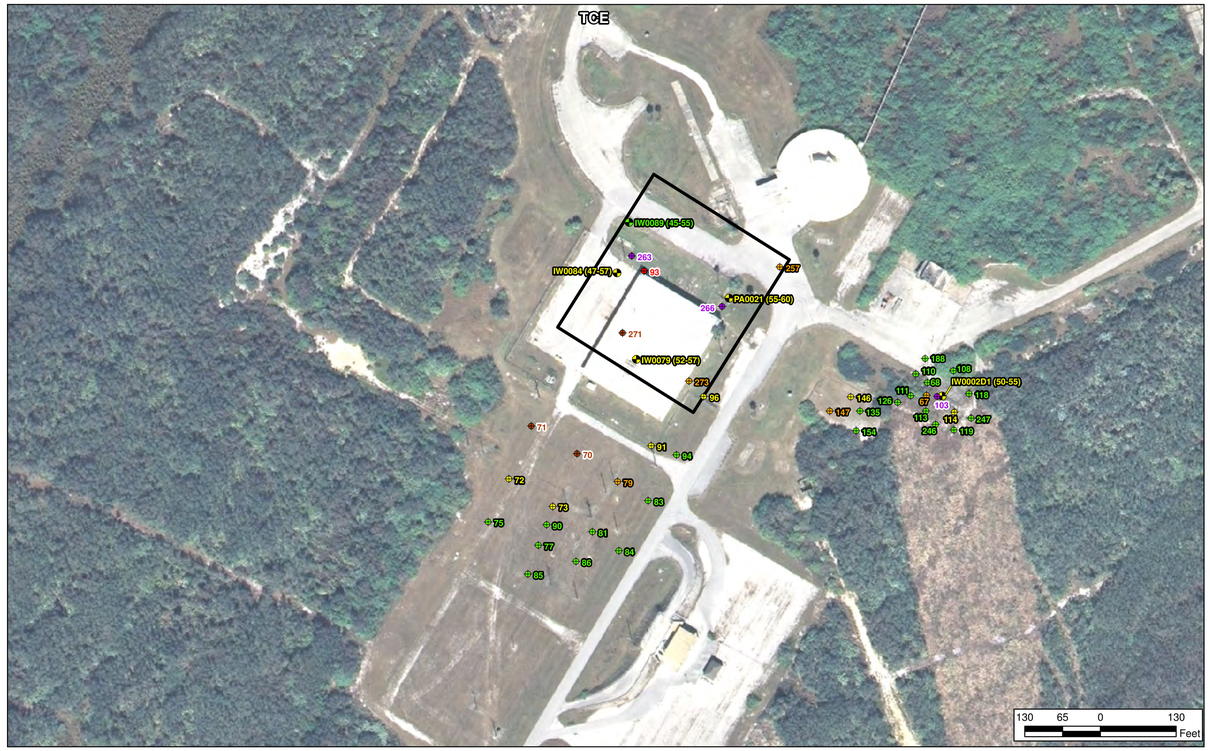

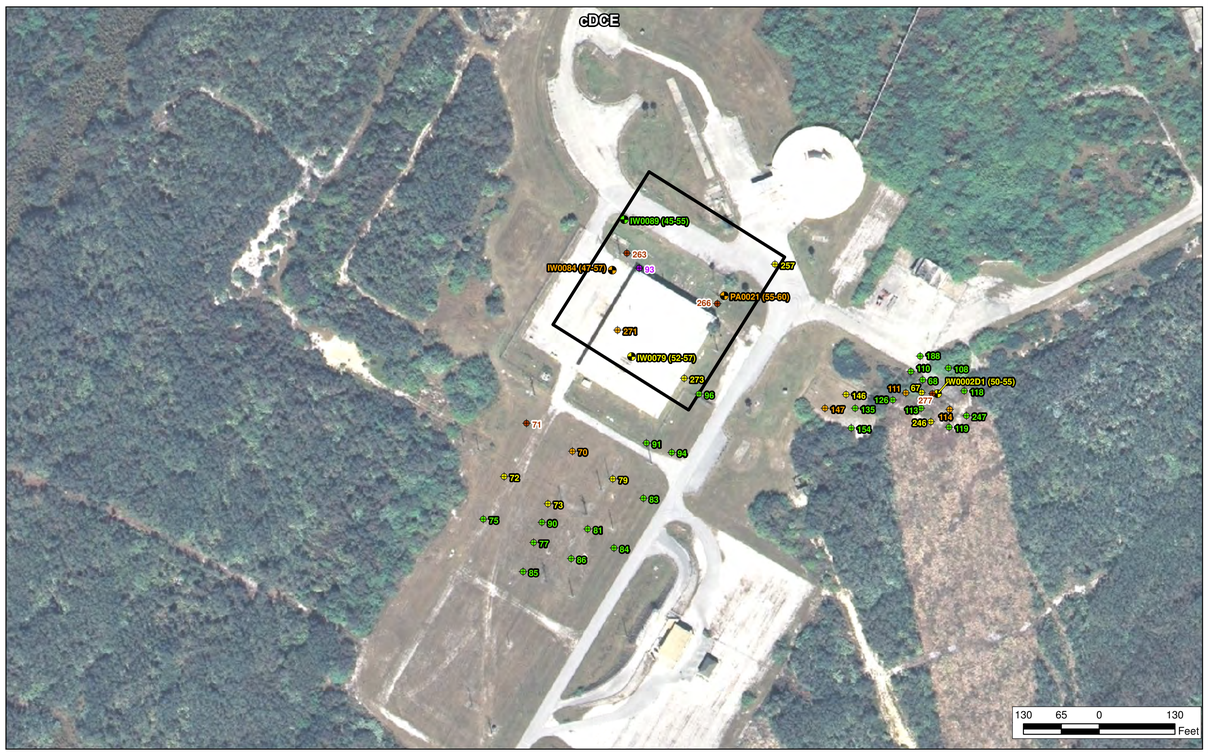

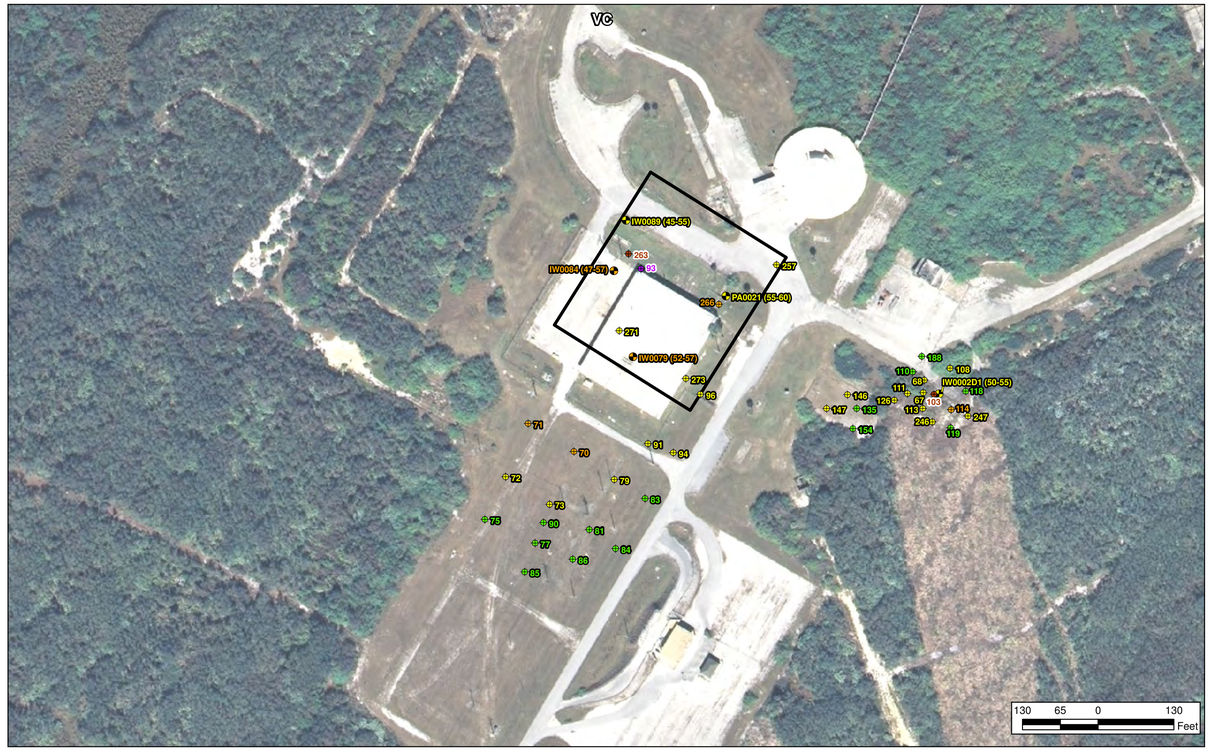

Legend

DPT Sampling Location

- Concentration less than or equal to GCTL
- Concentration greater than GCTL and less than or equal to NADC
- Concentration greater than NADC and less than or equal to 10X NADC
- Concentration greater than 10X NADC and less than or equal to 100X NADC
- Concentration greater than 100X NADC and less than or equal to 1,000X NADC
- Concentration greater than 1,000X NADC

Monitoring Well Location showing screen interval (ft BLS)

- Concentration less than or equal to GCTL
- Concentration greater than GCTL and less than or equal to NADC
- Concentration greater than NADC and less than or equal to 10X NADC
- Concentration greater than 10X NADC and less than or equal to 100X NADC
- Concentration greater than 100X NADC and less than or equal to 1,000X NADC
- Concentration greater than 1,000X NADC

Notes:
1. ft BLS indicates feet below land surface.
2. Color coding of sampling location based on highest concentration within interval.
3. DPT sampling location presented with numerical portion of sample ID (no analytical data presented).
4. * indicates analytical data not used to generate contours.
5. GCTL indicates Groundwater Cleanup Target Level.
6. NADC indicates Natural Attenuation Default Concentration.
7. Well data used was for the latest sampling event for each well:
   a. Dec 2010 - IW0002D1
   b. Feb 2005 - PA0020, PA0021, and PA0022

Screening Criteria			
Parameter	Abbreviation	GCTL	NADC
Trichloroethene	TCE	3	300
cis-1,2-Dichloroethene	cDCE	70	700
Vinyl Chloride	VC	1	100



Legend

- Monitoring Well Locations Screened within the 50 to 60 ft BLS Zone
- DNAPL Source Zone

Notes:
1. ft BLS indicates feet below land surface.
2. Based on results of 2010 LTM and DPT investigation.

N

950 475 0 950
Feet

Tinsville-01\DATA\FO0552\MXDs\SEPTEMBER2011\VOC_Panel_50_60_sept2011.mxd 04 NOVEMBER 2011 MAH

Figure 13
VOCs 50 to 60 ft BLS

N

80 40 0 80 Feet

Legend

- DPT Sampling Location
- Membrane Interface Probe (MP) Location
- Recovery Well Location
- Abandoned Monitoring Well Location
- Monitoring Well Location showing screen interval (ft BLS)
- Cleared Path
- DNAPL Source Zone
- Transect A-A'
- Transect B-B'
- Transect C-C'

Notes:
1. Please note widths of trails are approximate.
2. ft BLS indicates feet below land surface.
3. All sample location IDs are abbreviated, the full ID includes the "LC34-" prefix."

Titusville-01\DATA\GIS\FO552\MXDs\SEPTEMBER2011\Transects.mxd 04 NOVEMBER 2011 MAH

Figure 14
Location of Transects

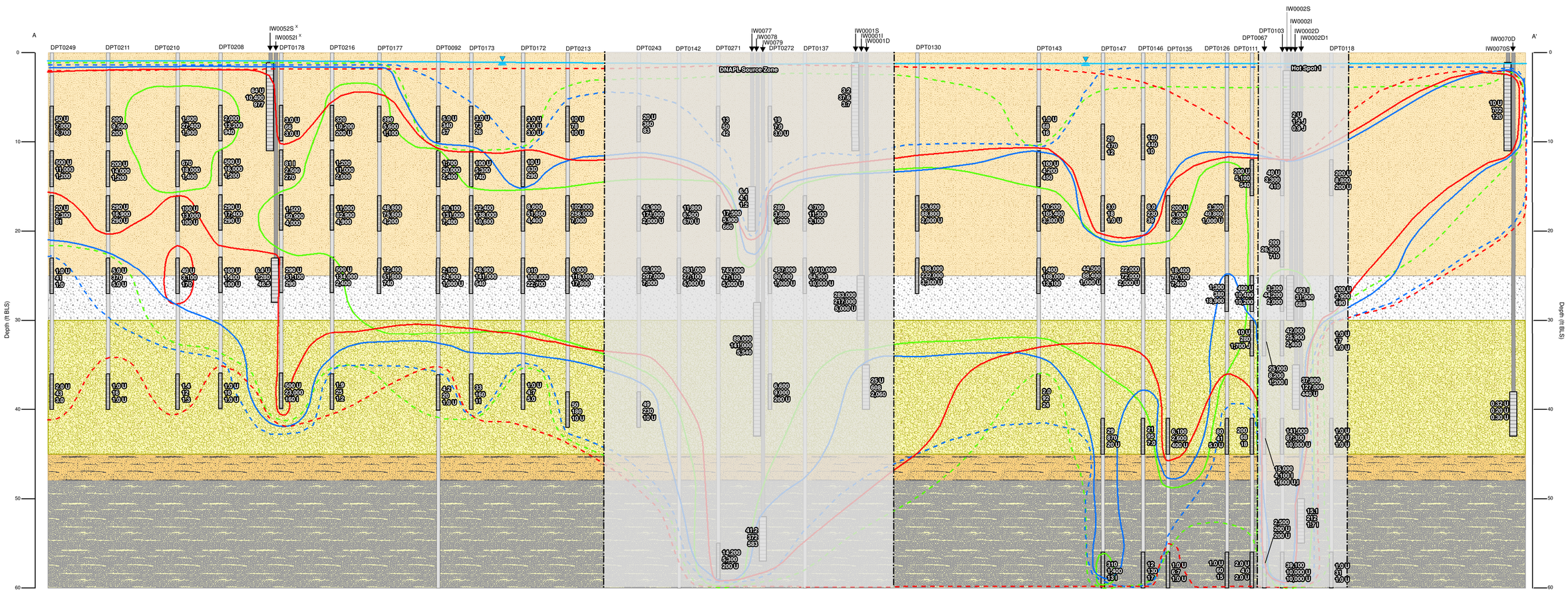

Legend

- Water Level (12/16/2011)
- TCE 3 µg/L (GCTL)
- cDCE 70 µg/L (GCTL)
- VC 1 µg/L (GCTL)
- TCE 300 µg/L (NADC)
- cDCE 700 µg/L (NADC)
- VC 100 µg/L (NADC)

- Layer 1 - orange, tan and gray, fine to coarse SAND (SW) with shell fragments
- Layer 2 - olive gray, fine silty SAND (SM) with trace shell fragments
- Layer 3 - olive gray, fine SAND (SP) with trace silt, clay, and shell lenses
- Layer 4 - gray, silty sand and sandy CLAY (CL) with shell fragments
- Layer 5 - gray, fine to coarse SAND (SP) with layers of coarse shell fragments and silt

Monitoring Well — Screen — Screen — Screen

Direct Push Technology (DPT) Location

1,000 U Trichloroethene (TCE) (µg/L)
29,000 cis-1,2-dichloroethene (cDCE) (µg/L)
1,000 U Viinyl Chloride (VC) (µg/L)

Notes:
1. ft BLS indicates feet below land surface.
2. Results presented in micrograms per liter (µg/L).
3. U indicates not detected above method detection limit (MDL).
4. I indicates reported value is between the MDL and the practical quantitation limt.
5. x indicates location was projected onto the transect.
6. All location IDs are abbreviated, full location ids include "LC34-" prefix.
7. Lithology is presented as described in the Corrective Measures Study Report (NASA 2007).

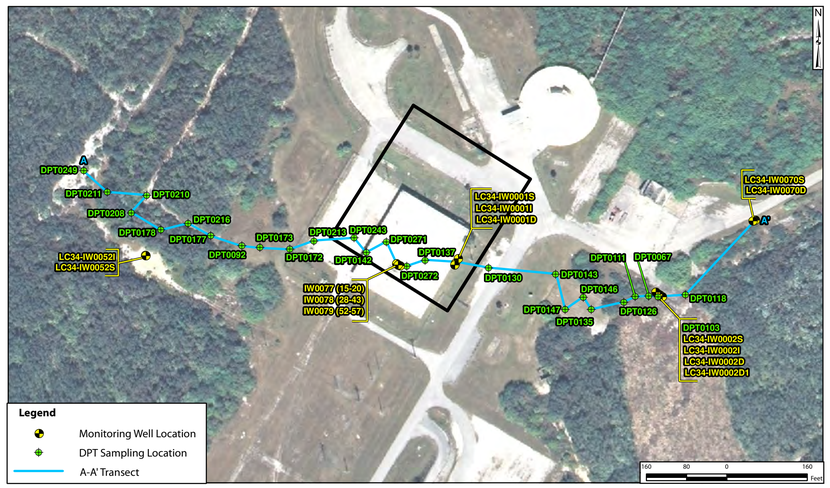

60 30 0 60 Feet
Horizontal 1" = 60'
Vertical exaggeration is 10

Figure 15
Lithologic Cross Section A to A'
and VOC Isocontours

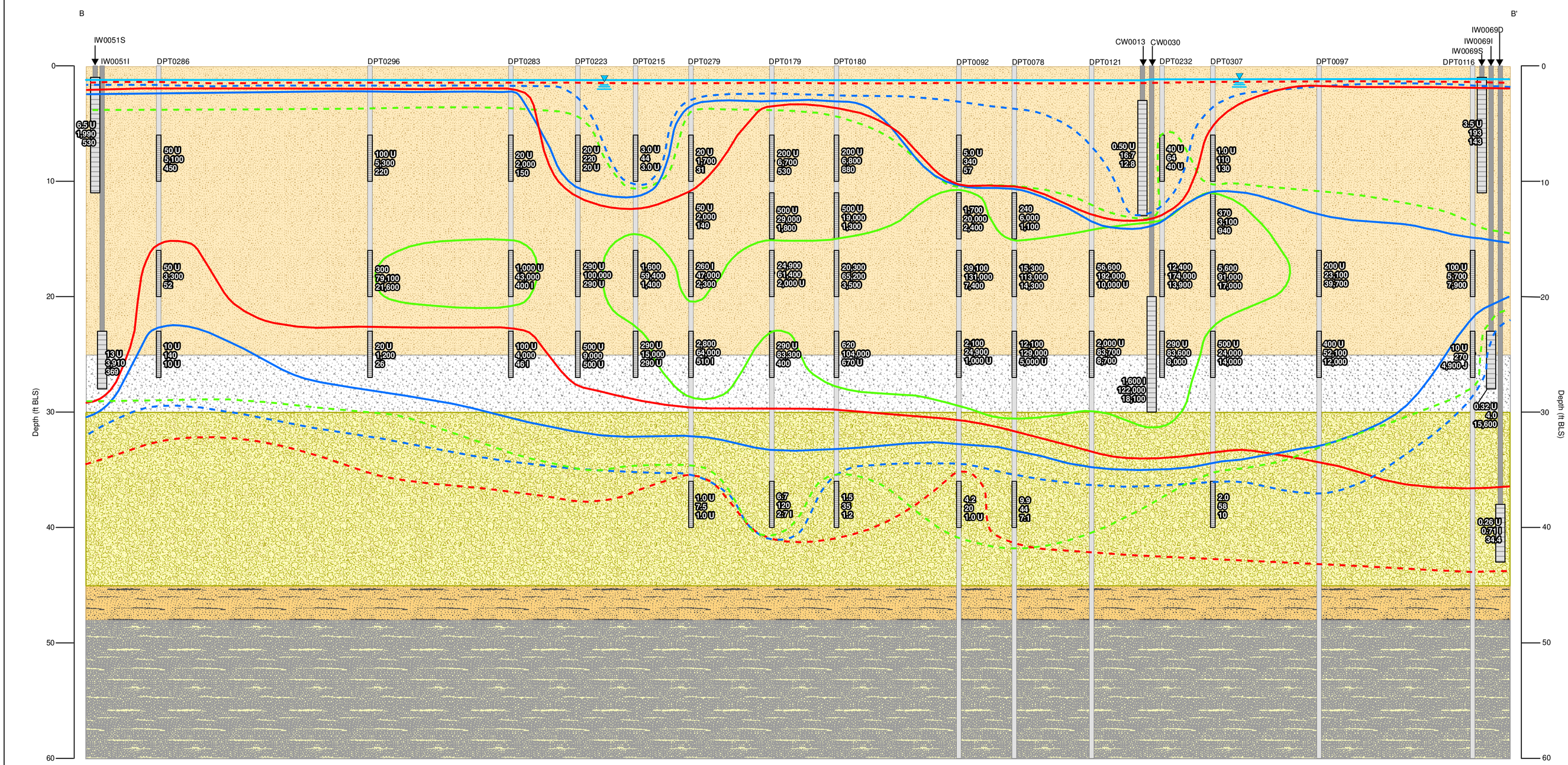

60 30 0 60 Feet

Horizontal 1" = 60'
Vertical exaggeration is 10

Legend

- Water Level (12/16/2011)
- TCE 3 µg/L (GCTL)
- cDCE 70 µg/L (GCTL)
- VC 1 µg/L (GCTL)
- TCE 300 µg/L (NADC)
- cDCE 700 µg/L (NADC)
- VC 100 µg/L (NADC)

- Layer 1 - orange, tan and gray, fine to coarse SAND (SW) with shell fragments
- Layer 2 - olive gray, fine silty SAND (SM) with trace shell fragments
- Layer 3 - olive gray, fine SAND (SP) with trace silt, clay, and shell lenses
- Layer 4 - gray, silty sand and sandy CLAY (CL) with shell fragments
- Layer 5 - gray, fine to coarse SAND (SP) with layers of coarse shell fragments and silt

Monitoring Well

Screen

Screen

Screen

Direct Push Technology (DPT) Location

Screen

Screen

1,000 U Trichloroethene (TCE) (µg/L)
23,000 cis-1,2-dichloroethene (cDCE) (µg/L)
1,000 U Viinyl Chloride (VC) (µg/L)

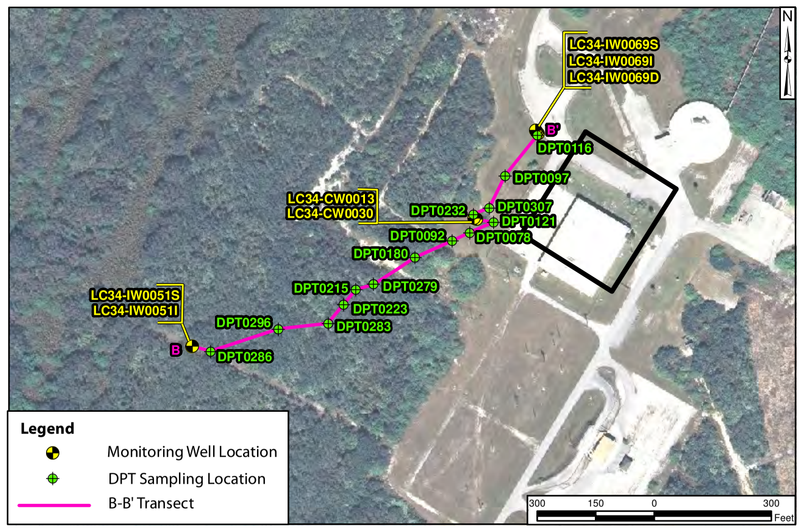

Notes:
1. ft BLS indicates feet below land surface.
2. Results presented in micrograms per liter (µg/L).
3. J indicates estimated value.
4. U indicates not detected above method detection limit (MDL).
5. I indicates reported value is between the MDL and the practical quantitation limt.
6. All location IDs are abbreviated, full location ids include "LC34-" prefix.
7. Lithology is presented as described in the Corrective Measures Study Report (NASA 2007).

Figure 16
Lithologic Cross Section B to B'
and VOC Isocontours

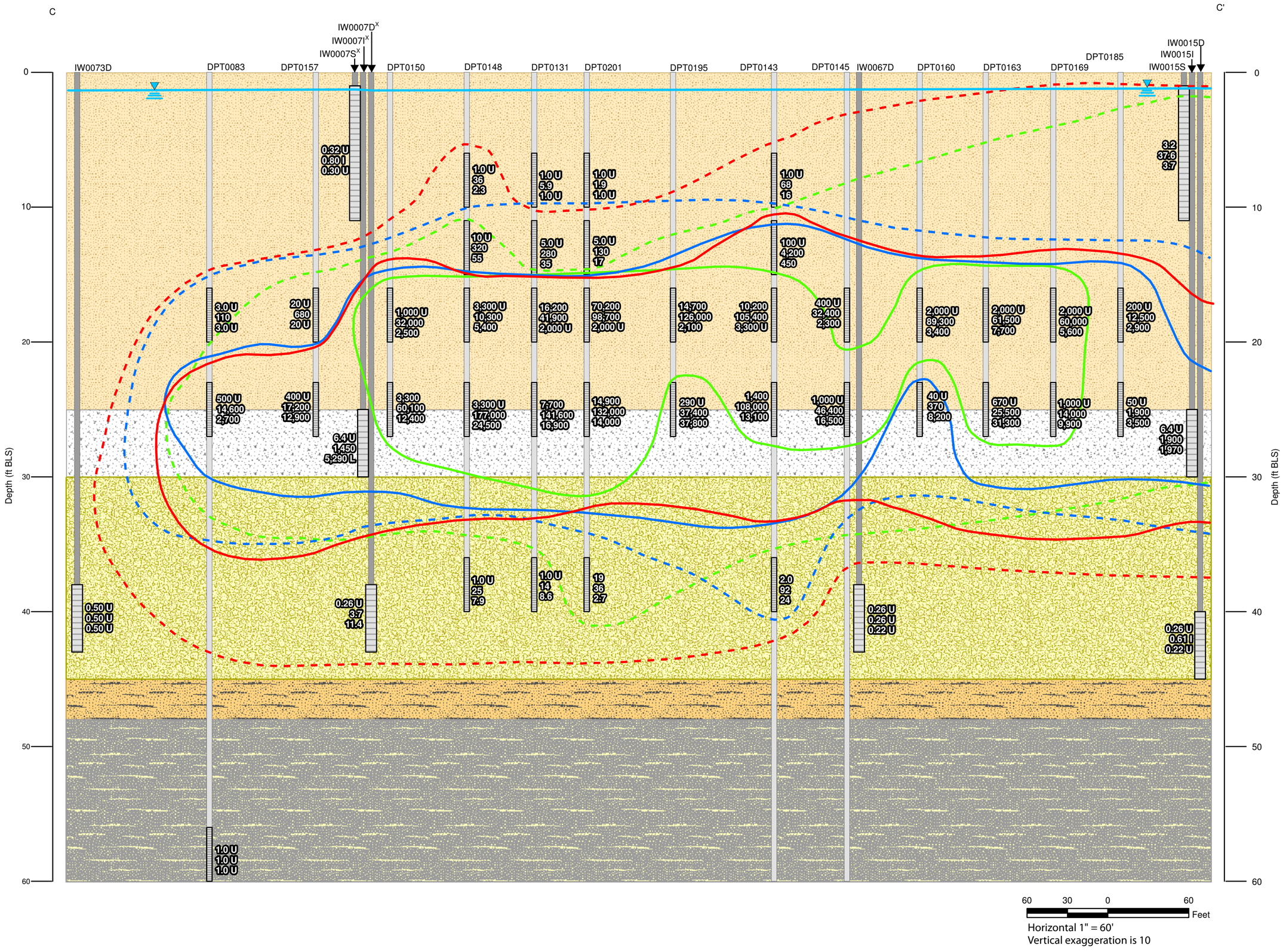

Legend

- Water Level (12/16/2011)
- TCE 3 µg/L (GCTL)
- cDCE 70 µg/L (GCTL)
- VC 1 µg/L (GCTL)
- TCE 300 µg/L (NADC)
- cDCE 700 µg/L (NADC)
- VC 100 µg/L (NADC)

- Layer 1 - orange, tan and gray, fine to coarse SAND (SW) with shell fragments
- Layer 2 - olive gray, fine silty SAND (SM) with trace shell fragments
- Layer 3 - olive gray, fine SAND (SP) with trace silt, clay, and shell lenses
- Layer 4 - gray, silty sand and sandy CLAY (CL) with shell fragments
- Layer 5 - gray, fine to coarse SAND (SP) with layers of coarse shell fragments and silt

Monitoring Well

Screen

Screen

Screen

Direct Push Technology (DPT) Location

Screen

Screen

1,000 U Trichloroethene (TCE) (µg/L)
23,000 cis-1,2-dichloroethene (cDCE) (µg/L)
1,000 U Viinyl Chloride (VC) (µg/L)

Notes:
1. ft BLS indicates feet below land surface.
2. Results presented in micrograms per liter (µg/L).
3. U indicates not detected above method detection limit (MDL).
4. I indicates reported value is between the MDL and the practical quantitation limt.
5. L indicates value exceeded calibration range.
6. X indicates location was projected onto the transect.
7. All location IDs are abbreviated, full location ids include "LC34-" prefix.
8. Lithology is presented as described in the Corrective Measures Study Report (NASA 2007).

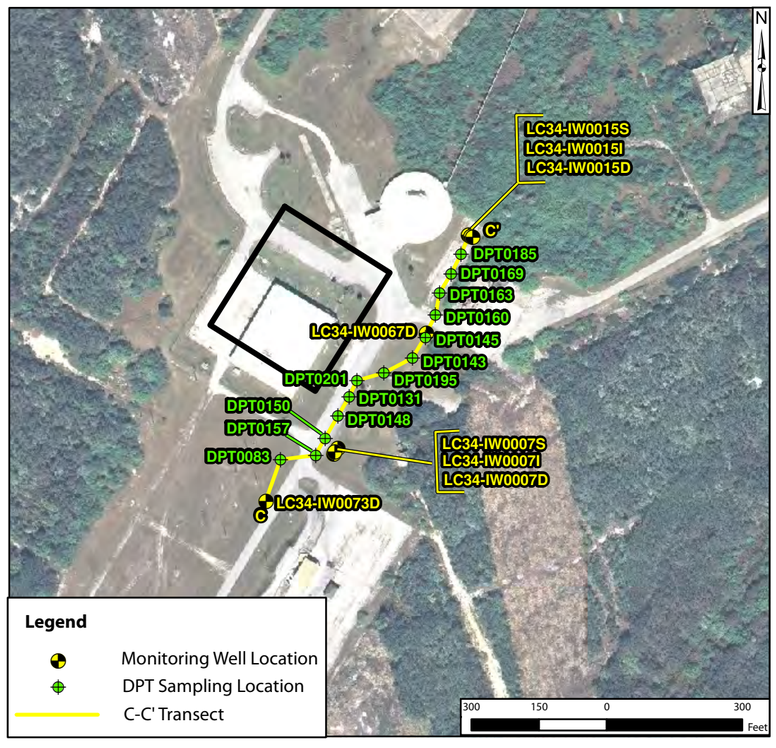

Figure 17
Lithologic Cross Section C to C'
and VOC Isocontours



N

180 90 0 180
Feet

Legend

- DPT Sampling Location
- Monitoring Well Location showing screen interval (ft BLS)

Note:
1. ft BLS indicates feet below land surface.

Titusville-01\DATA\GIS\FO0552\MXDs\SEPTEMBER2011\Sampling_locs_DELUGE_SEPT2011.mxd 09 NOVEMBER 2011 MAH

Figure 18
Sampling Locations Deluge Basin Area

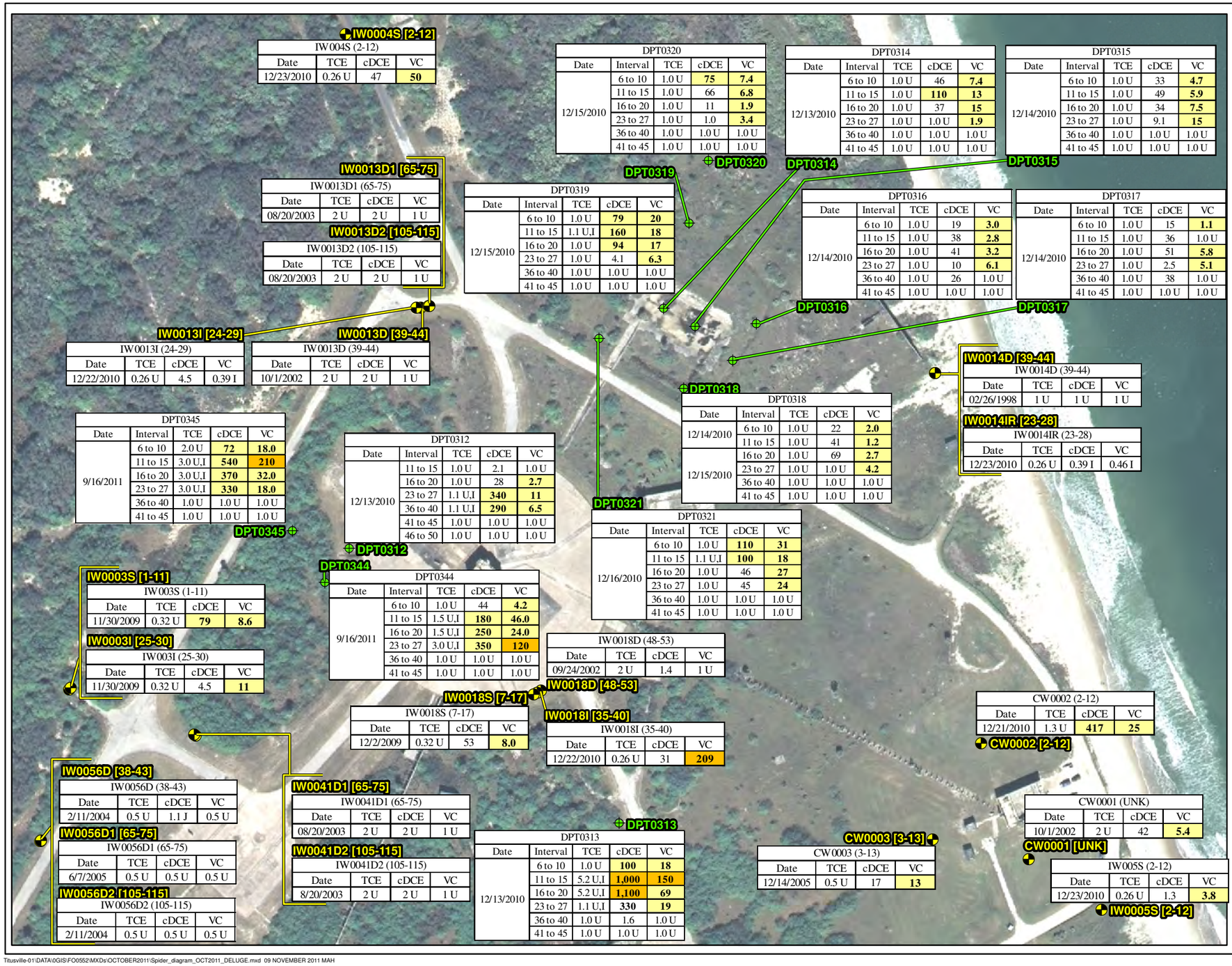

N

180 90 0 180 Feet

Legend

- DPT Sampling Location
- Monitoring Well Location showing screen interval (ft BLS)

Parameter	Abbreviation	GCTL	NADC
Trichloroethene	TCE	3	300
cis-1,2-Dichloroethene	cDCE	70	700
Vinyl Chloride	VC	1	100

Notes:
1. ft BLS indicates feet below land surface
2. Results presented in micrograms per liter (µg/L).
3. U indicates not detected above the method dectection limit.
4. I indicates value is between the practical quantitation and the method detection limit.
5. Yellow shaded text indicates an exceedance of the Florida Department of Environmental Protection (FDEP) Groundwater Cleanup Target Level (GCTL).
6. Orange shaded text indicates an exceedance of the FDEP Natural Attenuation Default Concentration (NADC).
7. All sample location IDs are abbreviated, the full ID includes the "LC34-" prefix.

Titusville-01\DATA\0GIS\FO0552\MXDs\OCTOBER2011\Spider_diagram_OCT2011_DELUGE.mxd 09 NOVEMBER 2011 MAH

Figure 19
Summary of Groundwater Sampling Results - Deluge Basin Area

ADVANCED DATA PACKAGE

C.5 Step 1B Engineering Evaluation: Hot Spots 3 and 4 ADP

Geosyntec consultants



Launch Complex 34 (LC34)
SWMU CC054
Step 1B Engineering Evaluation:
Hot Spots 3 and 4

December 2011

Geosyntec consultants



Presentation Outline

- Delineation summary
- Site conditions
- List of technologies
- Technologies retained
- Test consensus

Delineation Summary

- Hot Spot 4 – TCE > 300 µg/L 6 to 10 ft BLS
  - *Area = 0.2 acres*
  - *Max concentration TCE = 2,000 µg/L (DPT208)*
  - *Estimated TCE mass present = 0.76 lb dissolved; 0.31 lb sorbed*

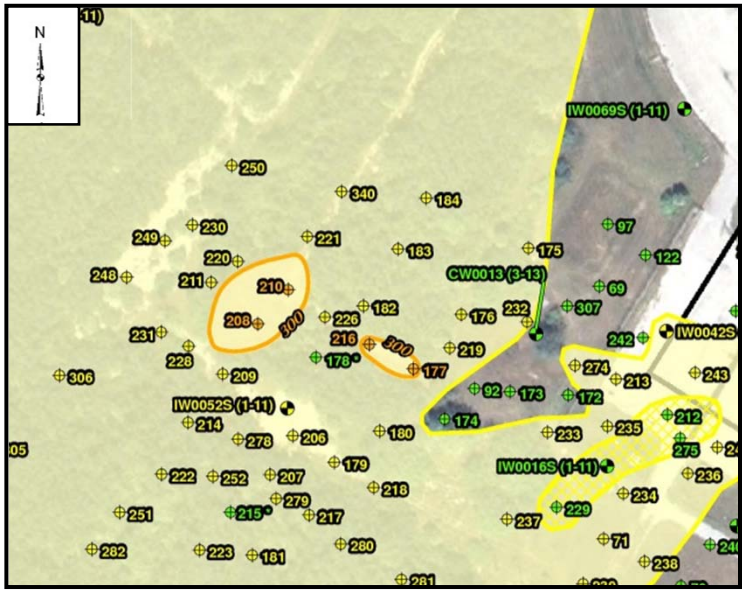

Note: Pore volume calculated using area x depth interval x porosity (0.25). Dissolved mass calculated using average concentration (1,100 µg/L) x pore volume. Sorbed mass calculated using equilibrium partitioning of average concentration to soil using literature Koc (126) and foc from CMS (0.0005). Sorbed mass is considered a conservative high estimate.

Delineation Summary

- Hot Spot 4 – TCE > 300 µg/L 11 to 15 ft BLS
  - *Area = 0.7 acres*
  - *Max concentration TCE = 2,400 µg/L (DPT182)*
  - *Estimated TCE mass present = 3.6 lbs dissolved; 1.5 sorbed*

Delineation Summary
Site Conditions
Technologies
Technologies Retained
Consensus

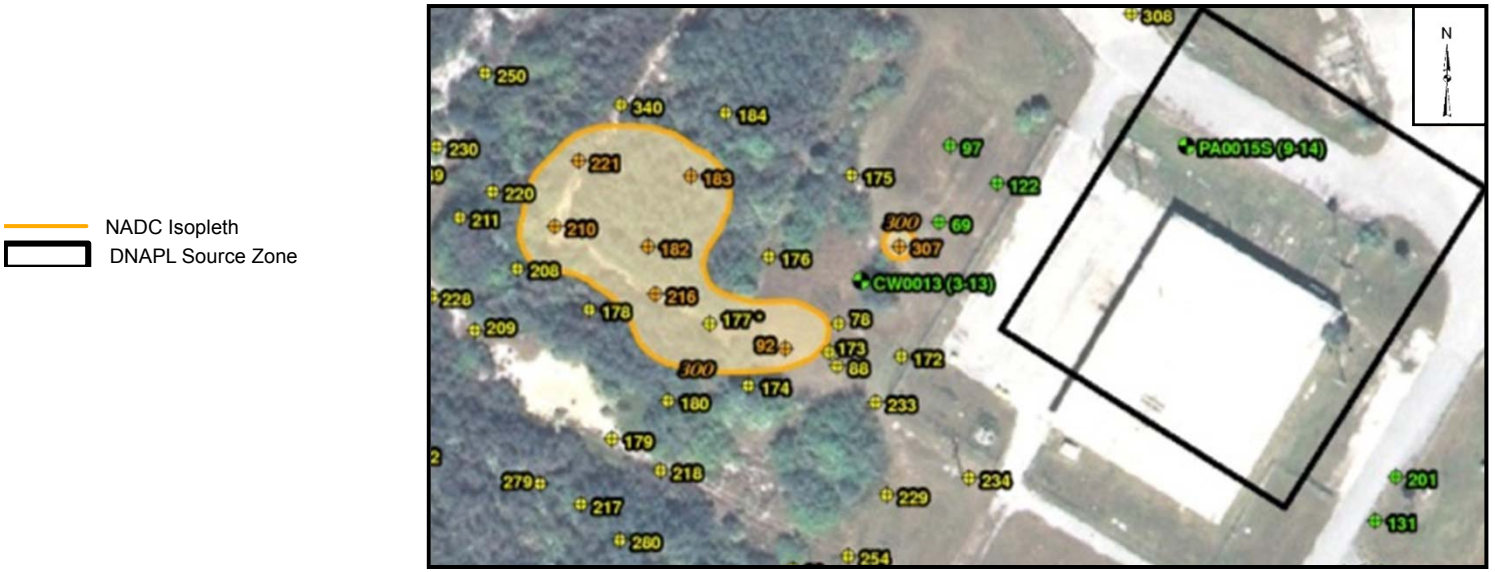

Note: Pore volume calculated using area x depth interval x porosity (0.25). Dissolved mass calculated using average concentration (1,500 µg/L) x pore volume. Sorbed mass calculated using equilibrium partitioning of average concentration to soil using literature Koc (126) and foc from CMS (0.0005). Sorbed mass is considered a conservative high estimate.

Delineation Summary

- Hot Spot 3 – TCE > 300 µg/L 16 to 30 ft BLS
  - *Area = 7.0 acres*
  - *Max concentration TCE = 263,000 µg/L (DPT133)*
  - *Estimated TCE mass present = 1,400 lbs dissolved, 570 lbs sorbed*

Delineation Summary
Site Conditions
Technologies
Technologies Retained
Consensus

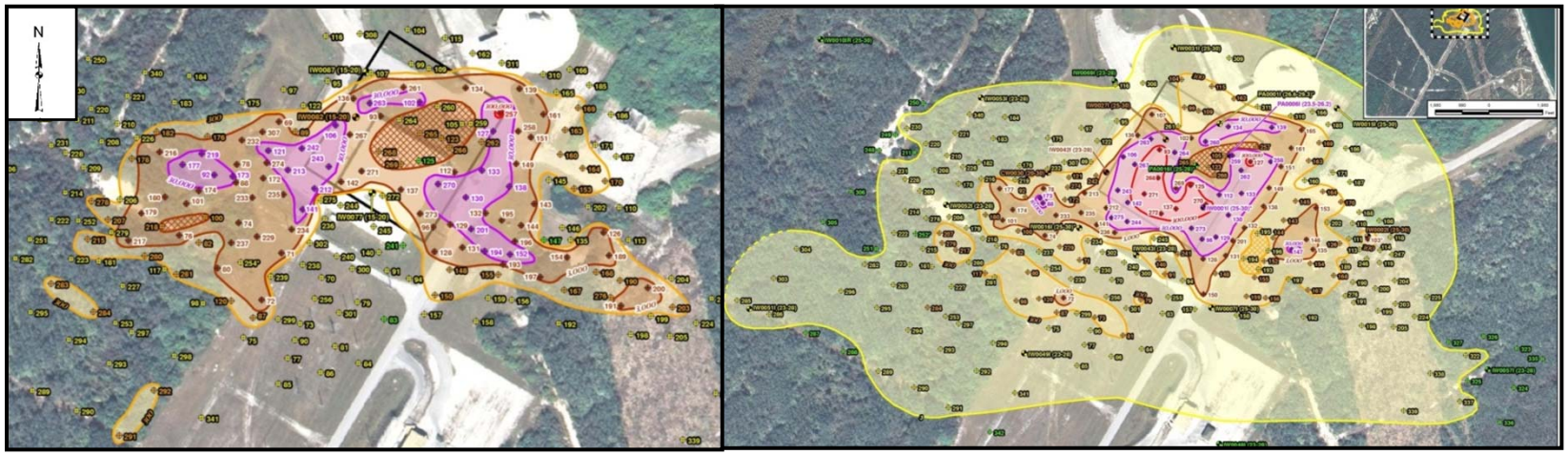

Inferred GCTL Isopleth
GCTL Isopleth
NADC Isopleth
NADC Isopleth - Sink
10X NADC Isopleth
10X NADC Isopleth - Sink
DNAPL Source Zone

Note: Dissolved mass calculated using EVS. Sorbed mass calculated using equilibrium partitioning of average concentration (9,000 µg/L) to soil using literature Koc (126) and foc from CMS (0.0005). Sorbed mass is considered a conservative high estimate.

Geosyntec consultants

Response to Comments

- Tetra Tech comment 1: how were average concentrations developed? Disagree with our sorbed mass estimate.
  - *Average concentrations were calculated by averaging the TCE concentrations in the TCE greater than 300 µg/L area (excluding the DSZ)*
  - *Sorbed mass presented originally was actually soil concentration in mg/kg – the sorbed mass has been updated on the slides*

Delineation Summary
Site Conditions
Technologies
Technologies Retained
Consensus

engineers | scientists | innovators

Geosyntec consultants

Response to Comments

- Delineation Summary
- Site Conditions
- Technologies
- Technologies Retained
- Consensus

- Arcadis comment 2: possibility of DNAPL present at locations with high groundwater concentrations outside the DSZ (DPT213 and DPT130)
  - *DSZ was conservatively defined by saturated soil sampling results greater than 100 mg/kg*
  - *Given the size of the DSZ and the amount of mass present, Geosyntec considers the high groundwater concentrations outside the DSZ to be dissolved flux*
  - *Soil sampling results decrease rapidly outside the DSZ*
  - *MIP show no FID response outside DSZ*

Response to Comments

- Arcadis comment 3: requested the area and estimated mass for Hot Spot 3 where concentrations of TCE > 3,000 µg/L
  - *Hot Spot 3 – TCE > 3,000 µg/L 16 to 30 ft BLS*
    - Area = 4.1 acres
    - Estimated TCE mass present = 1,300 lbs dissolved, 500 lbs sorbed
    - Dissolved mass calculated using EVS
    - Sorbed mass calculated using equilibrium partitioning of average concentration (27,800 µg/L) to soil using literature Koc (126) and foc from CMS (0.0005). Sorbed mass is considered a conservative high estimate.

Geosyntec consultants

Site Conditions

- Hydraulic containment system in operation to treat Hot Spot 2 (60 to 80 ft BLS) and DSZ
- PED implemented in Hot Spot 1
- No site impediments for system installation
  - *Exception is piping for current hydraulic containment system*
- Lithology is primarily sand until approximately 45 ft BLS

Delineation Summary
Site Conditions
Technologies
Technologies Retained
Consensus

Geosyntec consultants

Site Conditions

Delineation Summary

Site Conditions

Technologies

Technologies Retained

Consensus

- Geochemical parameters from CMS
  - *DO generally less than 0.5 mg/L*
  - *ORP generally from -100 to -200 mV*
  - *TOC ranges from 2 to 18 mg/L*
  - *Methane ranges from 0.5 to 292 µg/L*
  - *pH generally ranges from 6.8 to 7.8 SU*
  - *Sulfate ranges from 2 to 107 mg/L*
- Conditions generally conducive for microbial reductive dechlorination
  - *Data from Hot Spot 1 to aid in design*
  - *Data from DSZ bioremediation pilot support that complete dechlorination is feasible*
- No geochemical data gaps identified warranting collection prior to Step 2 evaluation

Response to Comments

- Tetra Tech Comment 3: Along with site conditions, it would be appropriate to detail design elements and potential limiting factors of the existing containment and treatment system that would be considered in expanding the system to Hot Spot 3 and 4
  - *Geosyntec believes this is more appropriate for a Step 2 EE*

Geosyntec consultants

Hot Spot Areas

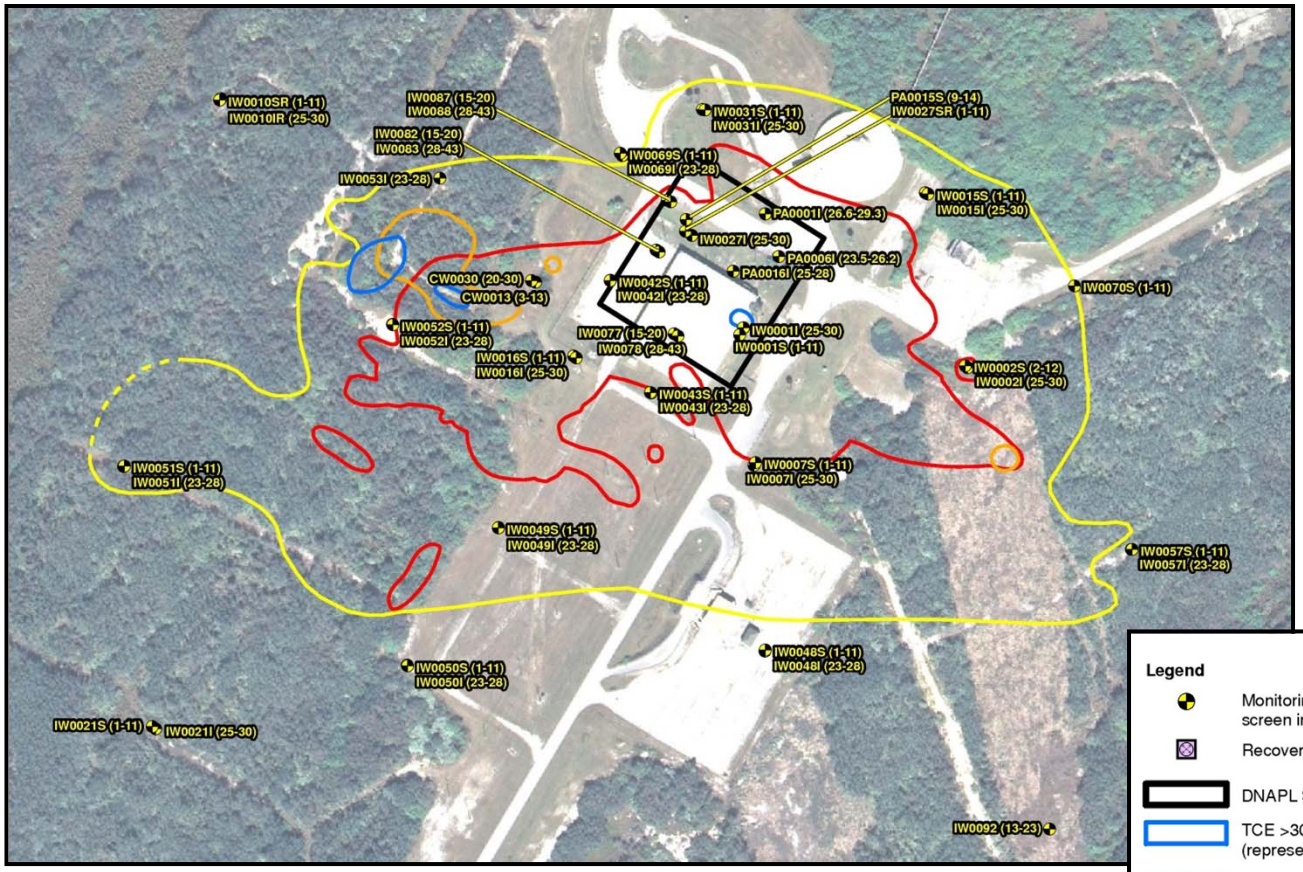

Delineation Summary

Site Conditions

Technologies

Technologies Retained

Consensus

Geosyntec consultants

Hot Spot Areas

Delineation Summary

Site Conditions

Technologies

Technologies Retained

Consensus

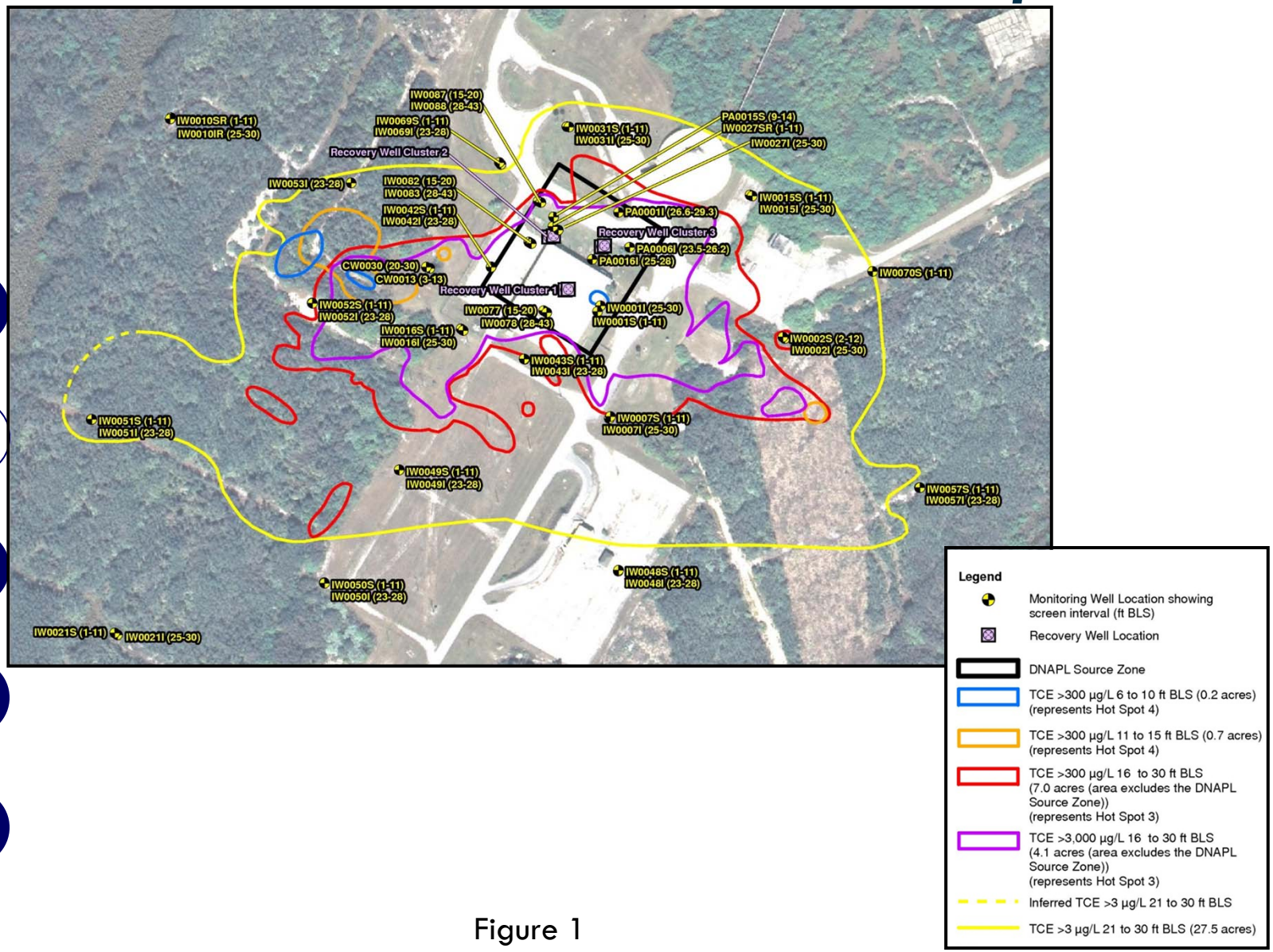

Figure 1

Geosyntec consultants

Hot Spot Areas with Capture Zone

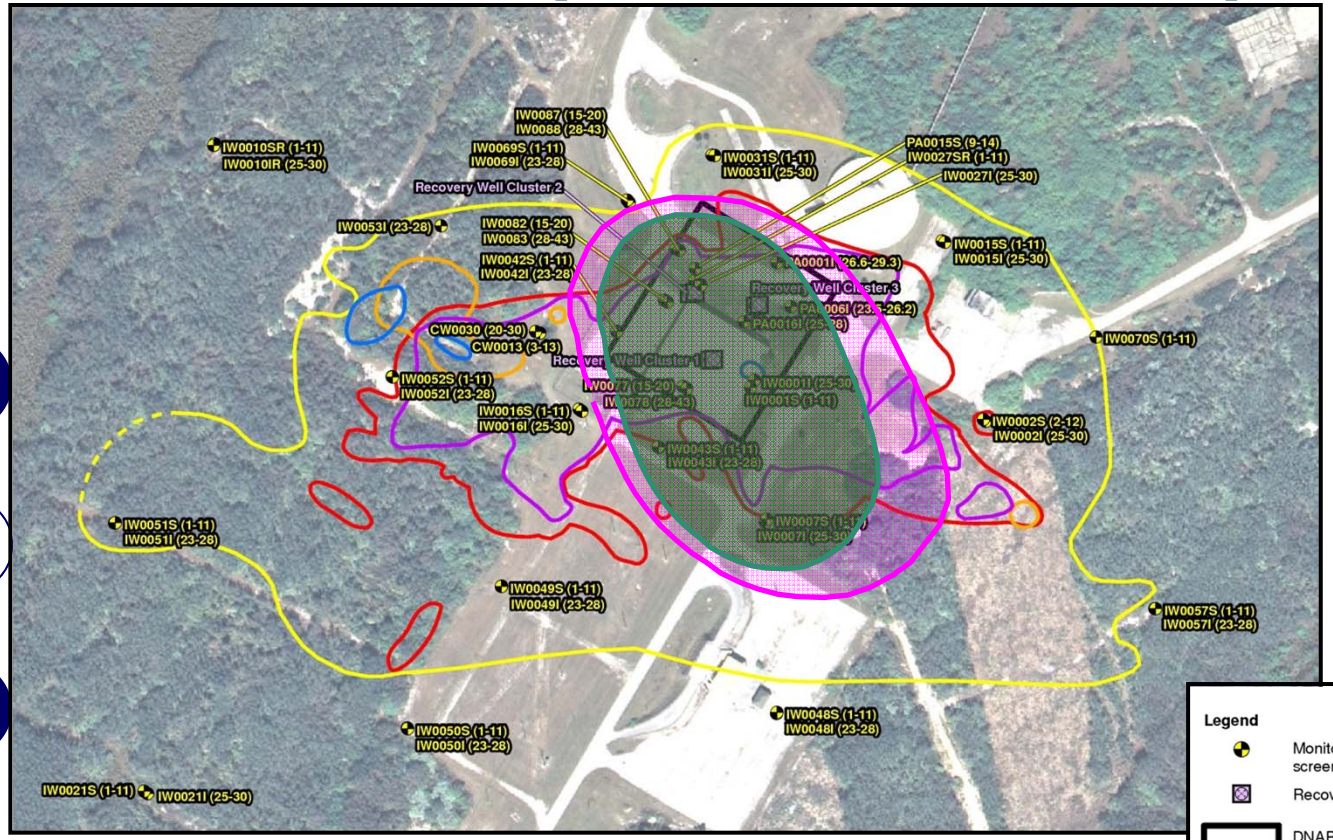

Arcadis comment 4

Capture zone estimated from Feb 2011 hydraulic capture study results ADP (Tetra Tech)

- 0.1 ft drawdown
- 0.01 ft drawdown

Delineation Summary
Site Conditions
Technologies
Technologies Retained
Consensus

Geosyntec consultants

CMS Summary

- The term "Hot Spot" is not 10X NADC for this site
  - *Based on areas of interest/investigation*
- Summary of CMS
  - *Hydraulic containment of the DSZ as an IM*
  - *MNA of HCP and LCP with supplemental investigations and follow-up IMs of CVOC "hot spots", as appropriate*
  - *MNA of the LCP with potential IM if the plume expands towards LC37 or the Atlantic Ocean*
- Modeling from CMS
  - *With 100% DNAPL removal (not feasible)*
    - 150 years to NADC for VC and 300 years to GCTL for VC
  - *With 85% DNAPL removal*
    - 475 years to NADC for VC and 750 years to GCTL for VC

Delineation Summary
Site Conditions
Technologies
Technologies Retained
Consensus

Technology	Screening Result and Rationale
No Action No Further Action	Eliminated – not protective of human health and environment or allowed from a regulatory perspective.
Limited Action (Passive)	
Institutional Controls	Retained – Facility Land Use Controls warranted to prevent exposure to groundwater and/or installation of potable wells.
Monitoring (LTM, MNA)	Retained – continue LTM groundwater program to monitor site conditions or implement MNA program as part of existing LTM program to confirm stability of plume
Action (Aggressive)	
GW Extraction (Hydraulic Containment, pump and treat)	Retained – expansion of current hydraulic containment system and/or construction of parallel system.
Impermeable Barrier	Eliminated - would not provide any treatment of impacted groundwater and could interfere with operation of hydraulic containment system.
Bioremediation (Bioaugmentation, Biostimulation)	Retained – site conditions appear favorable for reductive dechlorination and is currently being implemented in Hot Spot 1.
Large Diameter Auger (LDA) (solidification, steam, EZVI approaches)	Eliminated – mass present is primarily dissolved flux from DSZ, no source area treatment.
Air Sparge/Soil Vapor Extraction	Retained – effective treatment above Layer 4 for volatilization of CVOCs

Technology	Screening Result and Rationale
Action (Aggressive)	
Multiphase Extraction (MPE)	Eliminated – no significant vadose zone impacts, high energy use if deployed for groundwater dewatering/extraction.
Heating Technologies	Eliminated – Steam and Six phase heating deployed as part of IDC demonstrations; however, mass is mainly dissolved flux from DSZ and presence of dissolved plume over large area.
Oxidation Technologies	Eliminated – during IDC demonstrations technology implemented successfully ($KMnO_4$), but rebound and tailing effects observed.
EZVI	Eliminated – Technology better suited for focused DNAPL source zones not dissolved CVOCs and/or mass diffused into lower permeability zones.
Co-Solvent Flushing	Eliminated – Technology better suited for focused DNAPL source zones.
Electrokinetic (EK) Enhanced Bio or ChemOx	Eliminated – Technology better suited for focused uniform distribution of e-donor, microbial culture, or oxidant in limited footprint areas with high level of heterogeneity and diffused mass/DNAPL in low permeability zones
Excavation	Eliminated – Technology better suited for focused DNAPL source zones

- Technologies Retained:
  - *Institutional Controls*
  - *Monitoring*
  - *Hydraulic containment/pump and treat*
  - *Bioremediation*
  - *Air sparging*

Geosyntec consultants

Response to Comments

Delineation Summary

Site Conditions

Technologies

Technologies Retained

Consensus

- Tetra Tech comment 2: how will piping from the drain fields be managed if they are encountered? Were line-of-sight interferences considered while determining that impediments were not present?
  - *Piping runs should not be a hinderance to installation; line-of-sight and piping runs will be considered during Step 2 and Step 3 EE*
- Tetra Tech comment 4: Step 2 should include cost benefit analysis and life cycle evaluations
  - *Agree- the Step 2 EE should consider the cost-benefit analysis for the alternatives evaluated, and the net benefit (if any) with regards to cleanup timeframes*

Geosyntec consultants

Consensus/Path Forward

Delineation Summary
Site Conditions
Technologies
Technologies Retained
Consensus

- Test consensus
  - *Institutional controls (default component of all alternatives)*
  - *Evaluate MNA, GW extraction, bioremediation and air sparging*
    - 16 to 30 ft BLS interval (Slide 8)
  - *Install monitoring wells in Hot Spot 4 to evaluate TCE concentrations above NADC in 6 to 10 and 11 to 15 ft BLS interval*
    - Evaluate MW results
    - If MW results are above NADCs, bring results back to Team and discuss performing a Step 2 EE on those areas or incorporate into above evaluation

Geosyntec consultants

Response to Comments

- Tetra Tech comment 5 – provide monitoring well locations and sampling plan for Hot Spot 4
  - *See next slide*
- Tetra Tech comment 6 - It is not clear if the technology consensus bullet is only for Hot Spot 3. Please clarify this consensus statement. At this stage, is consensus requested for Hot Spot 4 technologies or will this be deferred until proposed monitoring well results are obtained?
  - *The technology consensus bullet is for Hot Spot 3 only*
  - *The next bullet test consensus for installing monitoring wells in Hot Spot 4, monitoring, and bringing results back to Team*

Geosyntec consultants

Consensus/Path Forward

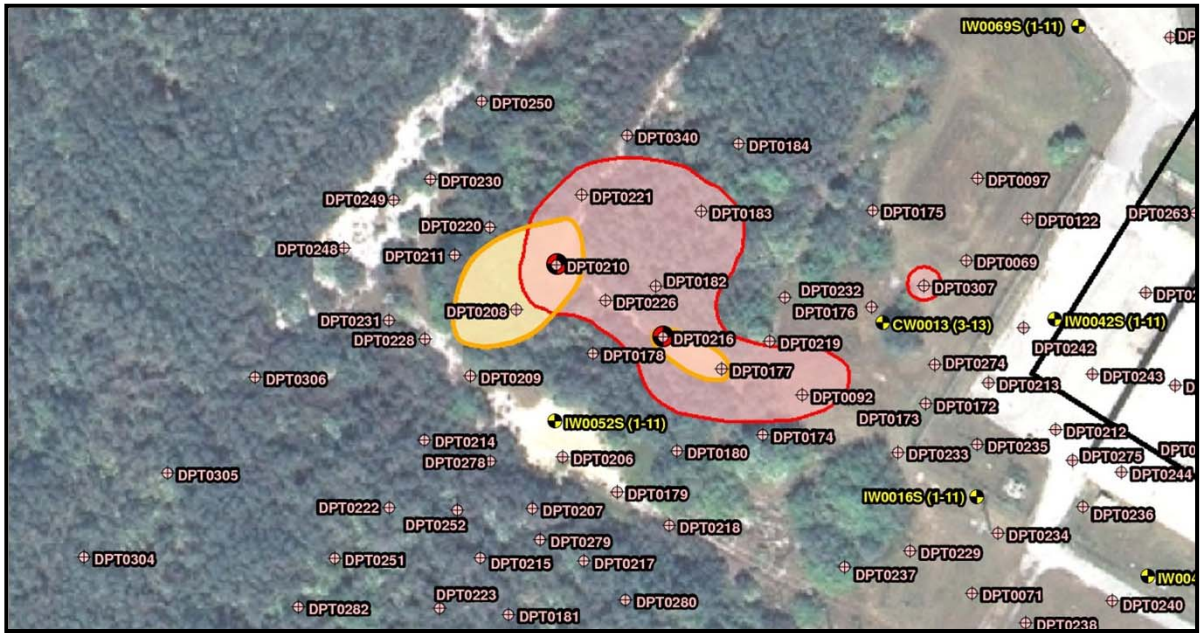

- Install monitoring wells at DPT210 and DPT216
- Sample for VOCs to confirm concentrations
  - *If concentrations > NADC, sample semi-annually for VOCs*
  - *If concentrations < NADC, sample annually for VOCs*
  - *If after 4 sampling events concentrations > NADC return to team to reevaluate path forward*

Delineation Summary
Site Conditions
Technologies
Technologies Retained
Consensus

6770 South Washington Avenue, Suite 3

Titusville, FL 32780

321.269.5880

www.geosyntec.com

Geosyntec consultants

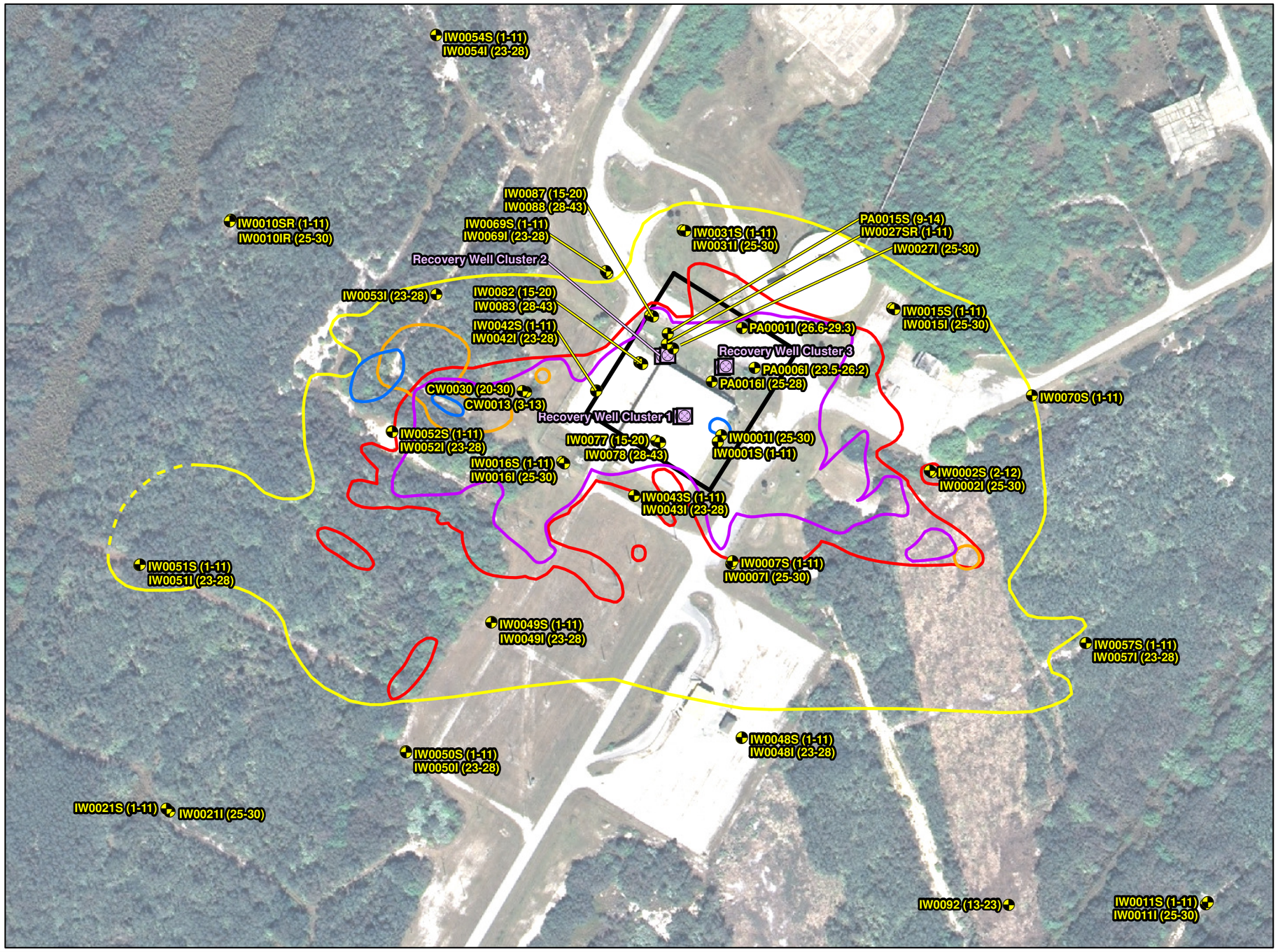

N

200 100 0 200 Feet

Legend

- Monitoring Well Location showing screen interval (ft BLS)
- Recovery Well Location
- DNAPL Source Zone
- TCE >300 µg/L 6 to 10 ft BLS (0.2 acres) (represents Hot Spot 4)
- TCE >300 µg/L 11 to 15 ft BLS (0.7 acres) (represents Hot Spot 4)
- TCE >300 µg/L 16 to 30 ft BLS (7.0 acres (area excludes the DNAPL Source Zone)) (represents Hot Spot 3)
- TCE >3,000 µg/L 16 to 30 ft BLS (4.1 acres (area excludes the DNAPL Source Zone)) (represents Hot Spot 3)
- Inferred TCE >3 µg/L 21 to 30 ft BLS
- TCE >3 µg/L 21 to 30 ft BLS (27.5 acres)

Notes:
1. ft BLS indicates feet below land surface.
2. µg/L indicates micrograms per liter.

Titusville-01\DATA\0GIS\FO0552\MXDs\OCTOBER2011\Step1B_area_NOV2011.mxd 29 NOVEMBER 2011 MAH

Figure 1
Areas of Concern

ADVANCED DATA PACKAGE

C.6 Step 4C Engineering Evaluation Pumping Optimization and Hot Spot 3/4 Expansion ADP

SWMU CC054 Launch Complex 34 (LC34)
Step 4C Engineering Evaluation
Pumping Optimization and Hot Spot 3/4 Expansion
(Part 1 of 2)

March 2013



TETRA TECH

Presentation Part 1 Objectives

Purpose: Present Membrane Interface Probe (MIP) and Hydraulic Profiling Tool (HPT) Field Events and Pumping Optimization

- Site Overview
- Overview of ongoing IM
- MIP/HPT Pre-design Investigation
  - Results presentation
  - Comparison of pre-IM MIP
  - Mobile/stored mass signatures
- Optimization of existing pumping network
- Request consensus on Step 4C, Part 1 (pumping optimization)

TETRA TECH

Presentation Part 2 Objectives

Purpose: Detail recovery well expansion, treatment modification, and implementation

- Hot Spot (HS) 3/4 and deep zone expansion
  - Groundwater flow model
  - Recovery well placement and construction
  - Flow budget
  - Process modifications
  - Permitting
  - Implementation Work Plan
  - Construction overview
- Request consensus on Step 4C, Part 2 (expansion and process modification)

TETRA TECH

LC34 Major Site Features

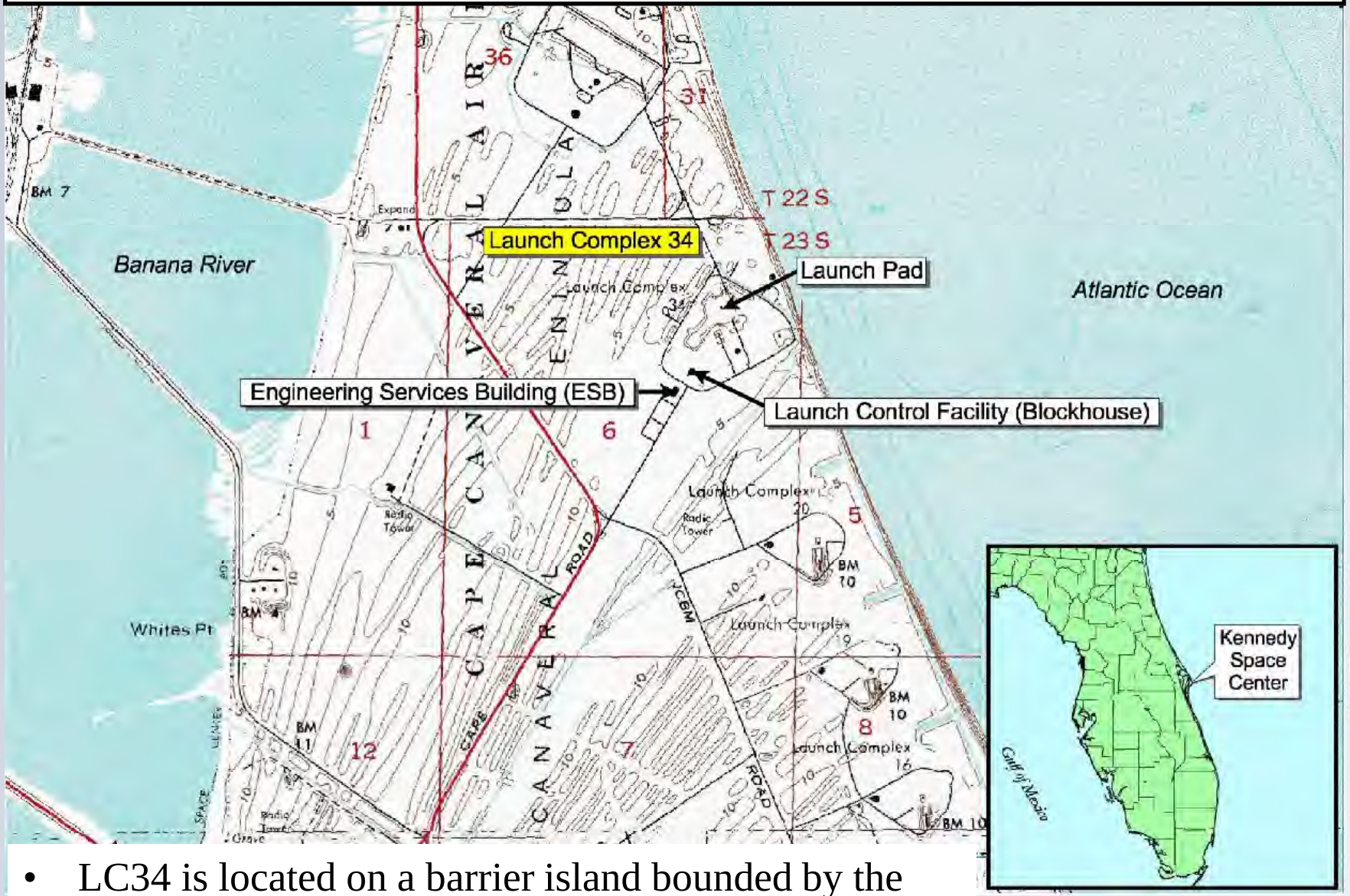

- LC34 is located on a barrier island bounded by the Atlantic Ocean and the Banana River

TETRA TECH

Site History

- Historic sampling was conducted from 1997 to 2006
- 2004-2007
  - LC34 Corrective Measures Study
    - Performed by NASA in 2004-2007
    - Draft report was submitted in February 2007 (FDEP comments September 2007)
    - Identified plume zones:
      - Low Concentration Plume (LCP)
      - High Concentration Plume (HCP)
      - DNAPL Source Zone (DSZ)
    - Interim LTM Work Plan (CMS Section 7)
      - Implemented by NASA June / December 2007
      - Interim semi-annual LTM conducted since June 2004
  - Annual Groundwater Monitoring Report (approved July 2008)
- 2008
  - Supplemental investigations conducted at HS 1/2 in the DSZ vicinity
  - Dynamic testing at DNAPL Source Zone June 26 to July 11, 2008
  - LTM sampling June and December, annual monitoring recommended

TETRA TECH

Site History (continued)

- 2009
  - Continued supplemental assessments in HS 3/4
  - Installation of hydraulic containment system
  - Annual LTM sampling conducted Nov/Dec, recommended removing and adding wells within monitoring network
- 2010
  - Commissioning and full scale operation of hydraulic containment system
  - Continued supplemental assessment in HS 3
  - Installation of new LTM monitoring wells (IW-95 through IW-110)
  - Hydraulic capture study conducted
  - Annual LTM sampling conducted in December
- 2011
  - Continued operation of hydraulic containment system
  - Annual LTM sampling conducted in December
  - PED Demonstration Pilot at HS 1
  - Step 1A/1B Engineering Evaluation for HS 3, 4 and 5 (December)

Site History (continued)

- 2011 (continued)
  - Step 1A/1B Engineering Evaluation for HS 3/4 recommended expansion of the groundwater extraction network into HS 3/4via a Step 4C EE (driver for this presentation)
- 2012
  - Continued operation of hydraulic containment system
  - Recovery well extraction rate optimization
  - Annual LTM sampling conducted in December
  - Confirmation monitoring wells installed per Step 1B; presented as basket item
  - PED Demonstration Pilot at HS 1
- 2013
  - HPT field event (January 8-10, 2013)
  - MIP field event (January 21-25, 2013)

TETRA TECH

Hot Spot Areas

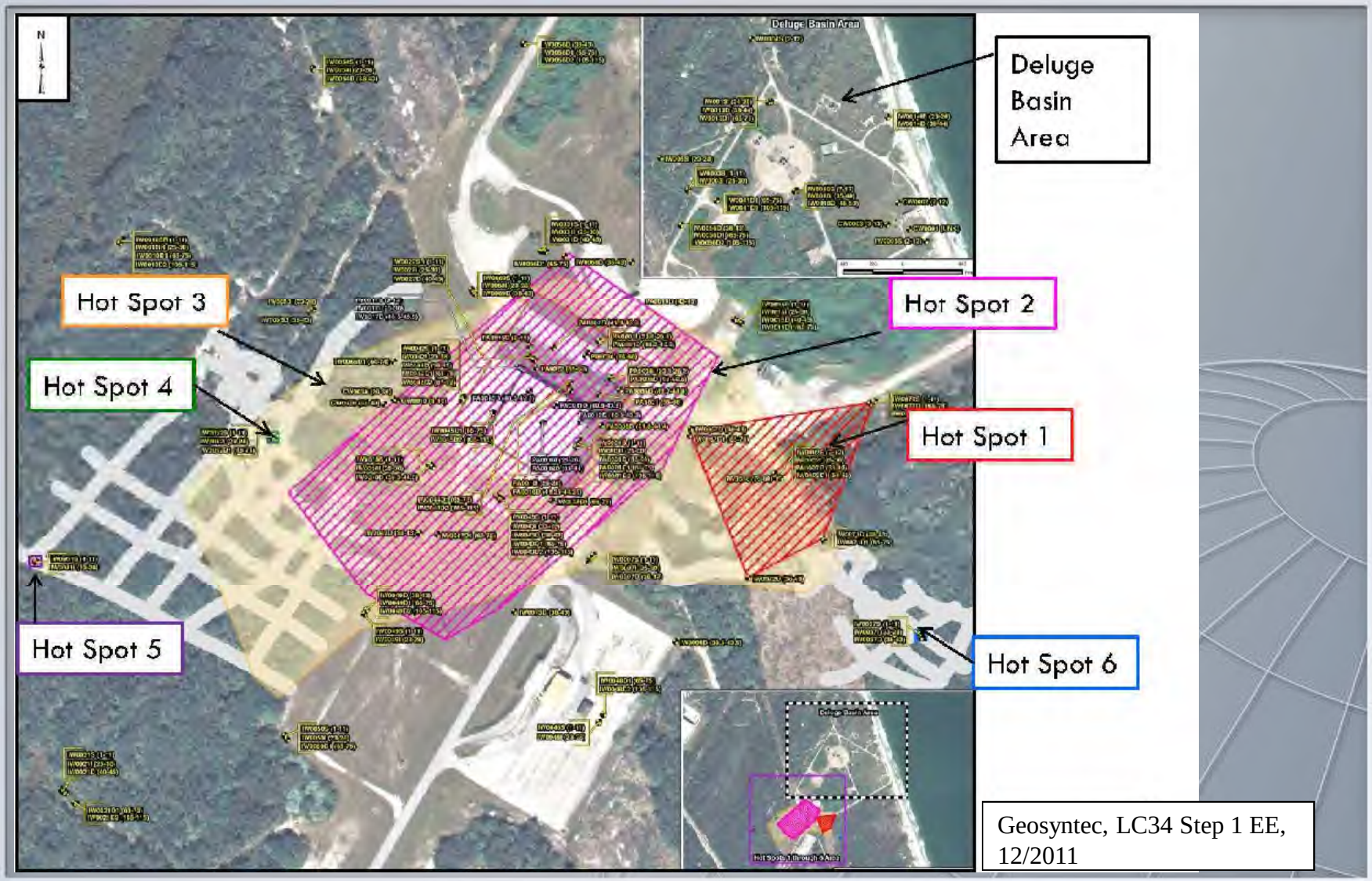

Geosyntec, LC34 Step 1 EE, 12/2011

TETRA TECH

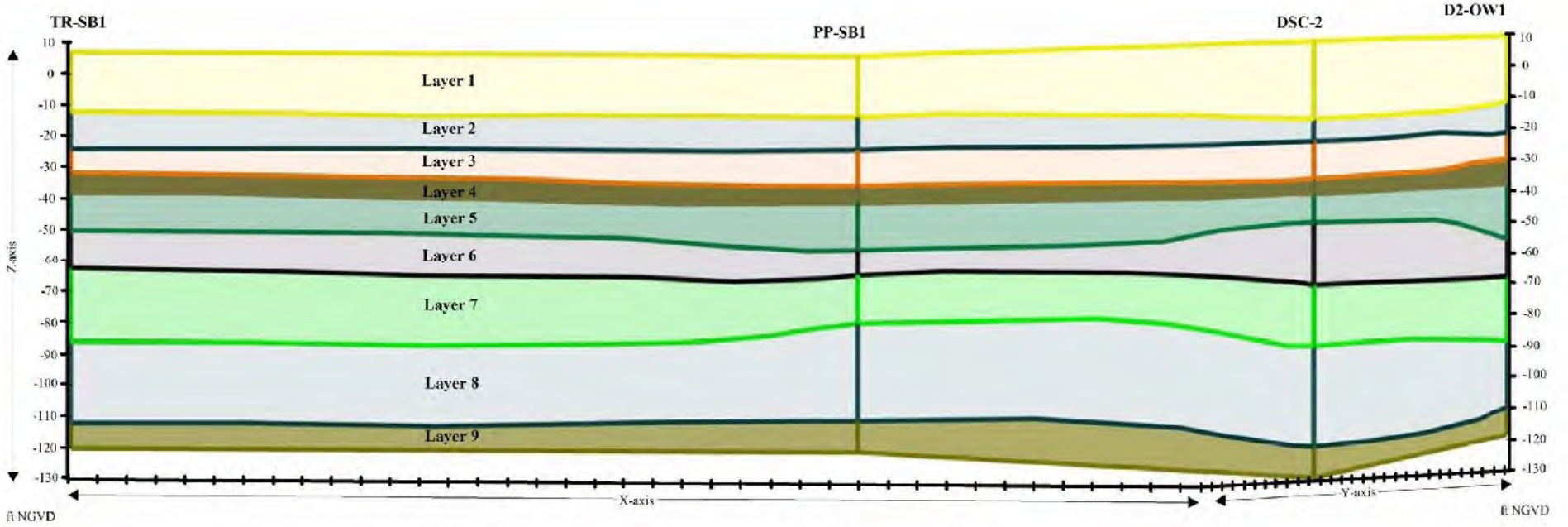

Layer 1: Sand (Upper sand unit; S zone; 30 LTM wells; 10 foot screen interval 1'-17' range; 3 System Performance Wells 13'-23')
Layer 2: Fine silty sand (Middle fine-grained unit; I zone; 39 LTM wells; 5 foot screen interval 20'-35' range; 3 SPW 20'-28')
Layer 3: Coarse to silty sand (Lower sand unit; D zone; 11 LTM wells; 5 foot screen interval 35'-45' range; 3 SPW 28'-43')
Layer 4: Silt and clay (Lower clay unit, ~ 5 feet thick; no wells in this layer)
Layer 5: Fine to coarse silty sand with shell fragments (3 SPW 45'-55'/47'-57'/52'-57')
Layer 6: "Salt and pepper" sand (D1 zone; 10 LTM wells; 10 foot screen interval 50'-75' range; 6 SPW 60'-70'/70'-80')
Layer 7: Silty to clayey sand (IW42D2 screened 87'-92')
Layer 8: Fine to coarse sand (D2 Zone; 5 LTM well; 10 foot screen interval 105'-115' range)
Layer 9: Clay to sandy clay (Hawthorn confining unit; no wells in this layer)

Coarser grained units have moderate permeabilities, are primary groundwater migration pathways
Clay and silt units have low permeabilities, impede groundwater flow
Very low groundwater flow gradients – the groundwater migration rate is slow

General Site Geology

TETRA TECH

DSZ and TCE HCP IM Overview

- Hydraulic control of the DNAPL source zone and deep groundwater TCE plume >300 µg/l
- Treat extracted groundwater to GCTLs
- Operate system constructed with a design peak flow of 50 gpm and a design flow of 39 gpm
- Primary components include:
  - Groundwater recovery via 3 shallow and 6 deep recovery wells for DSZ and deep TCE plume containment
  - Primary treatment via air stripping
  - LPGAC polishing
  - Air stripper offgas treatment via catalytic oxidation and scrubbing
  - Discharge treated groundwater to 12 deep injection wells and infiltration gallery

TETRA TECH

DSZ and TCE HCP IM Overview

- cVOC Mass recovery: 31,300 lb (02/06/2013)
- Groundwater recovery: 42,942,600 gallons (02/06/2012)

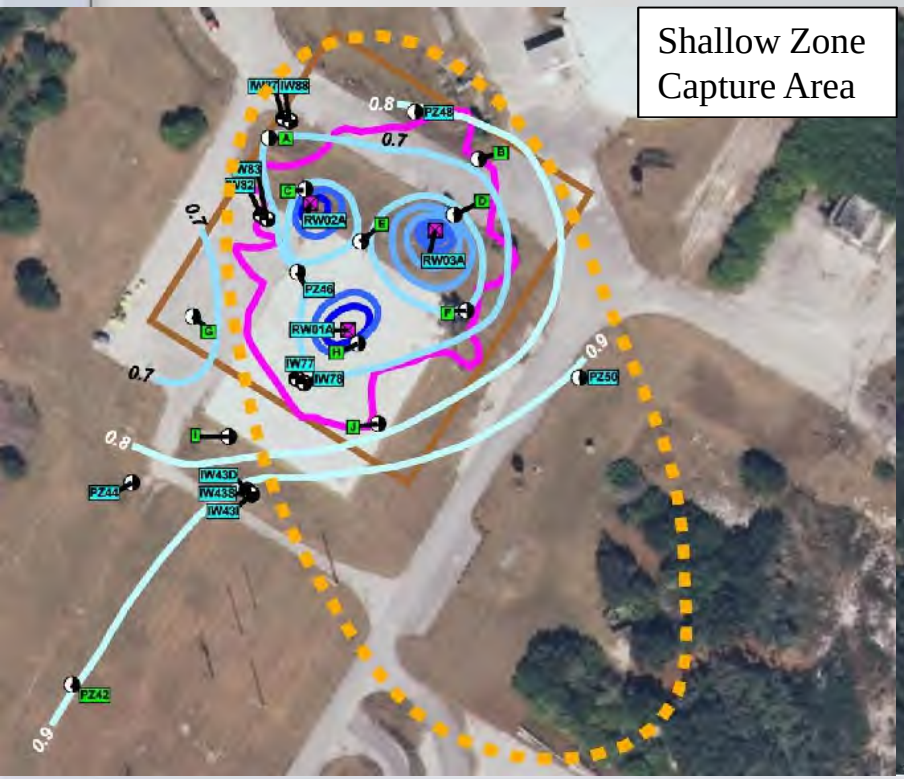

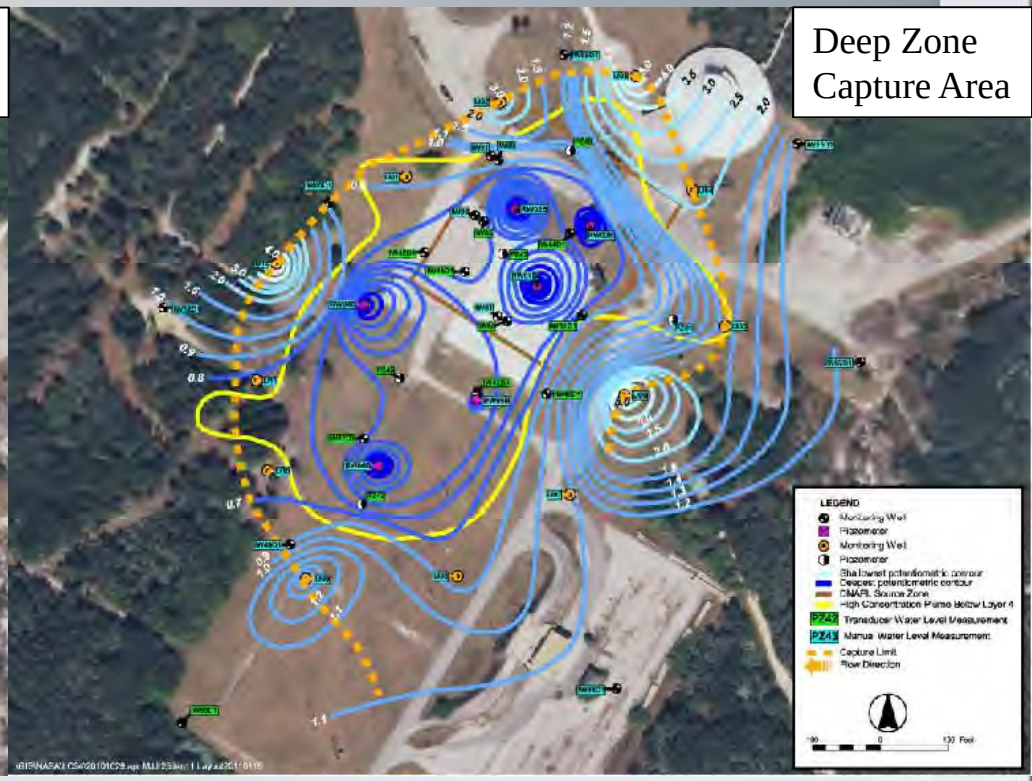

TETRA TECH

Pre-Design Investigation Summary

- HPT Event (January 8-10, 2013)
  - Advanced 6 HPT borings from 0 to 80’ bls
  - Placed to provide better understanding of conductivity near RWs
  - Secondary objective of pairing with MIP data to determine storage/transport zones
- MIP Event (January 21-25, 2013)
  - Advanced 11 MIP borings from 0 to 80’ bls
  - MIP locations paired with HPT borings and within ESB area where additional wells are being considered in ESB area
  - Measured EC/ECD/PID/FID to provide a qualitative summary of contaminant levels
  - Compared to pre-IM MIP borings advanced by Geosyntec to evaluate IM influences
- Raw data interpreted to evaluate on a location-specific basis and also equalized scales across all borings for event-wide comparison.

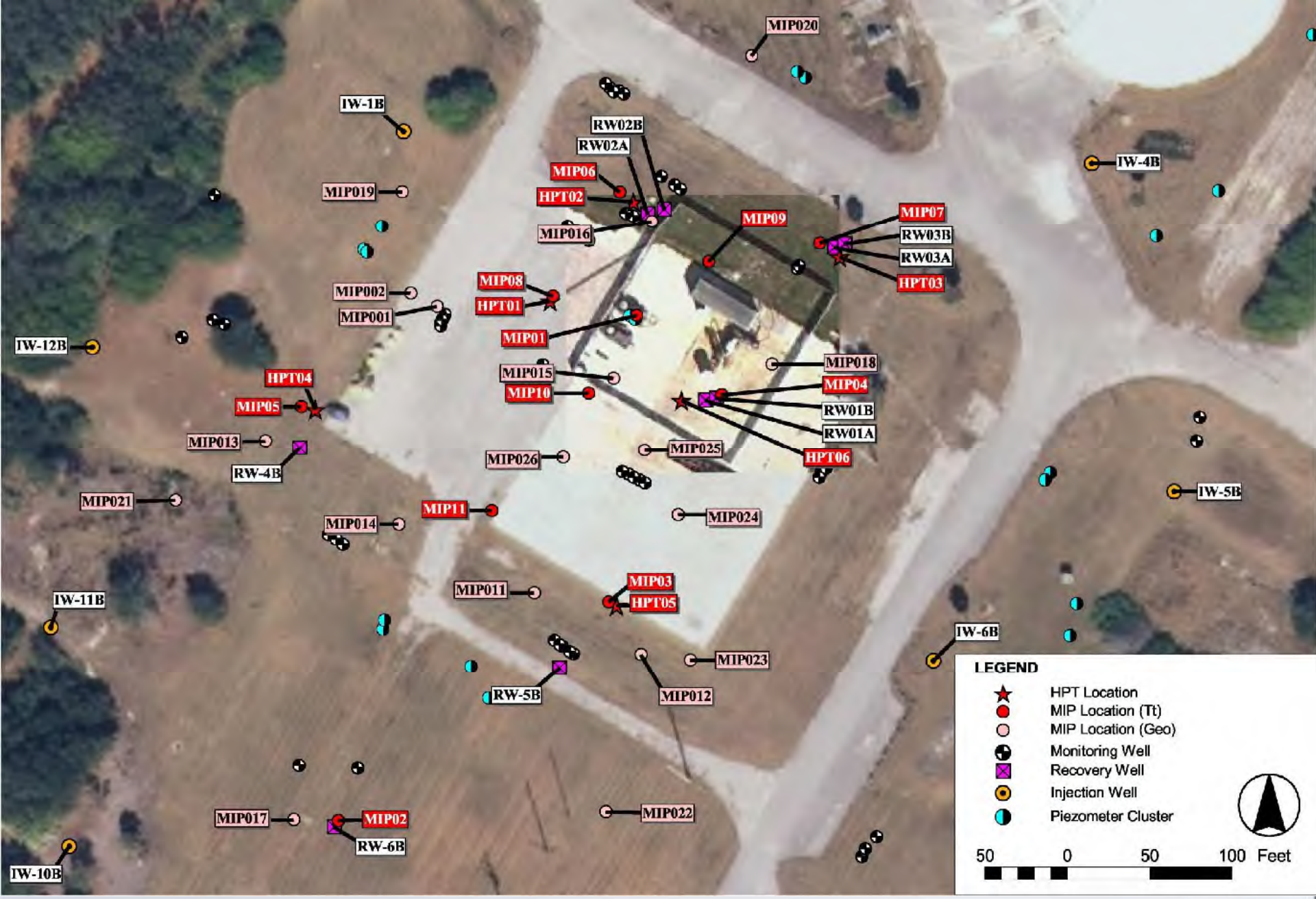

MIP/HPT Locations

TETRA TECH

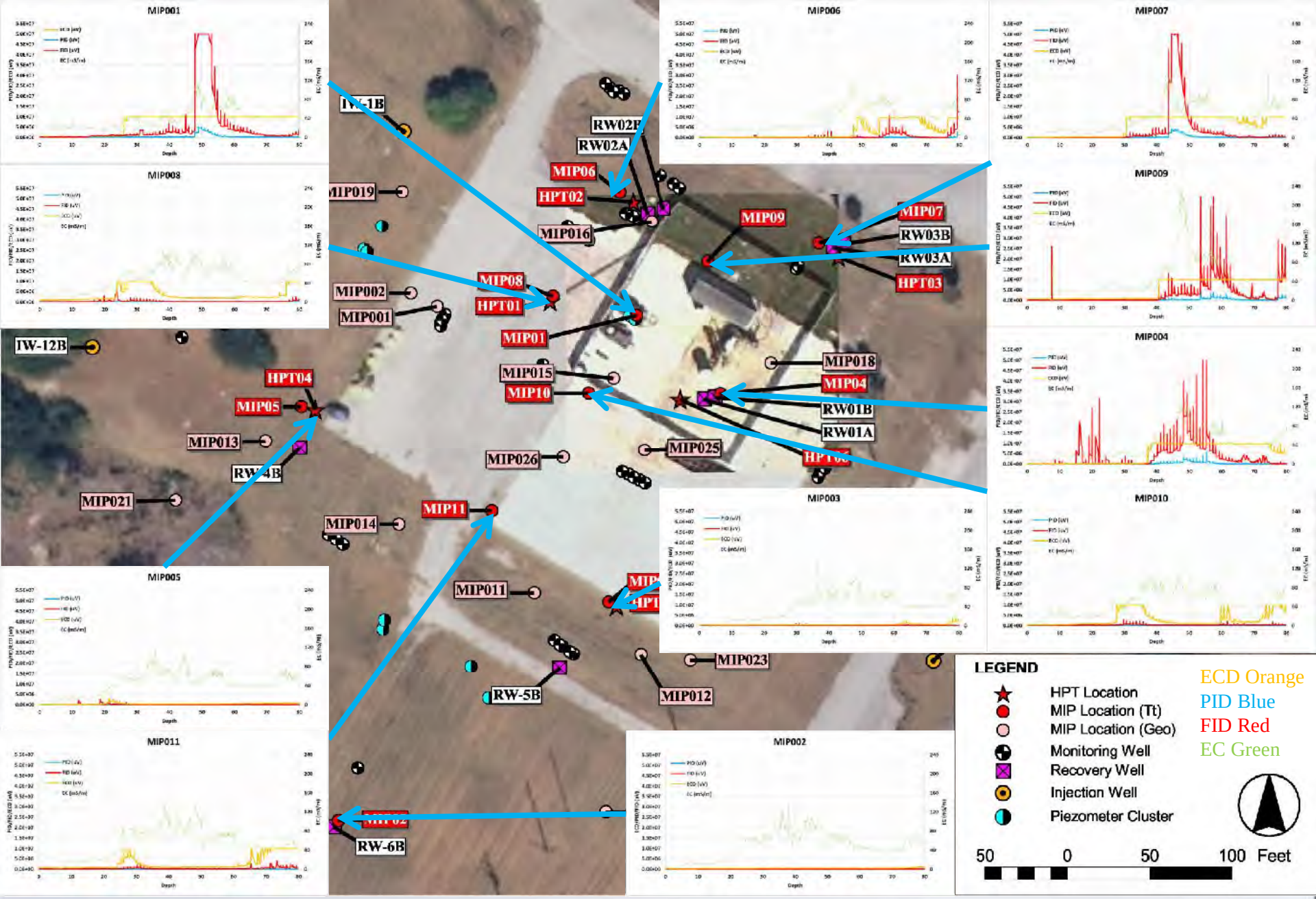

MIP Data (All)

TETRA TECH

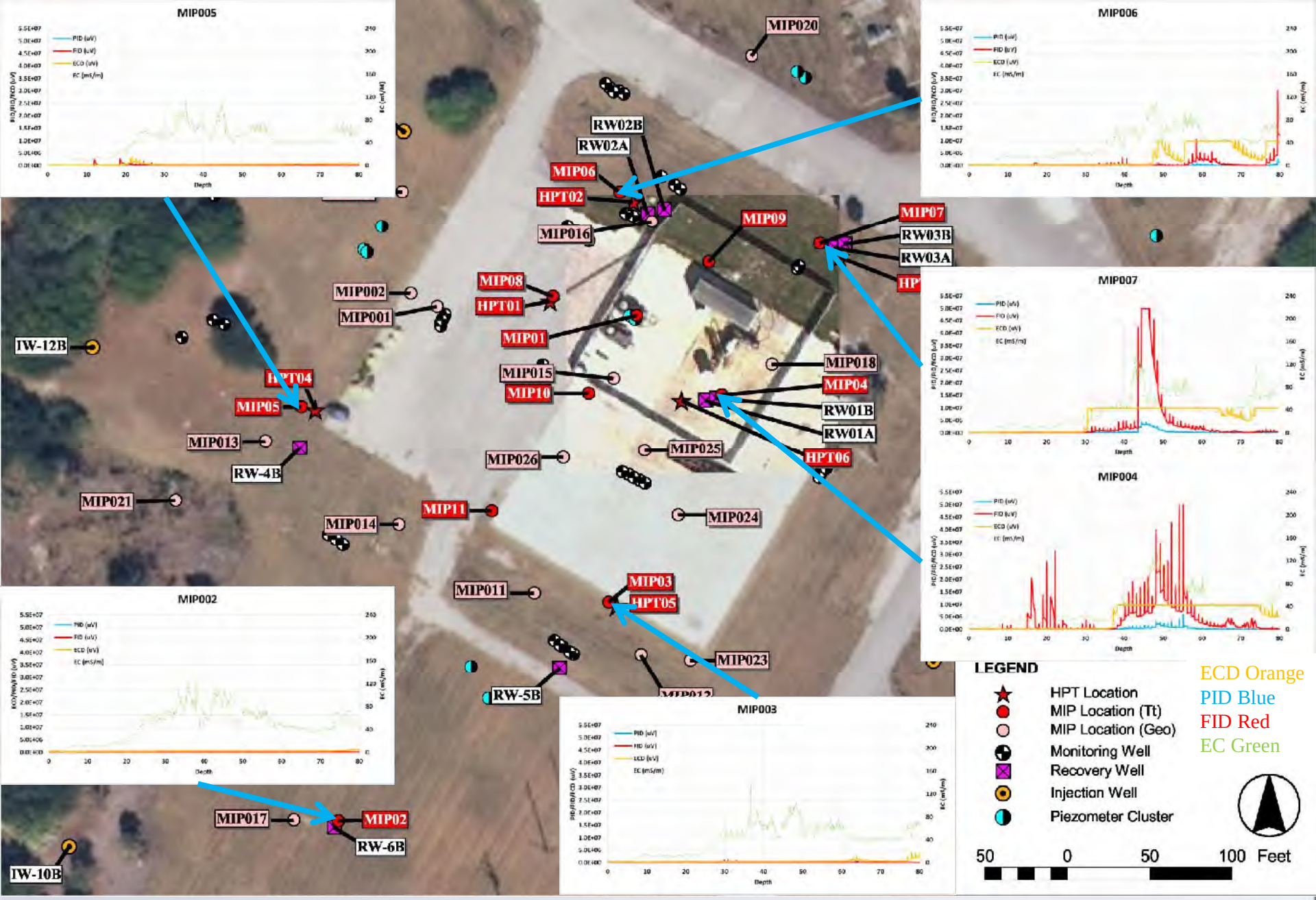

MIP Data (near RWs)

TETRA TECH

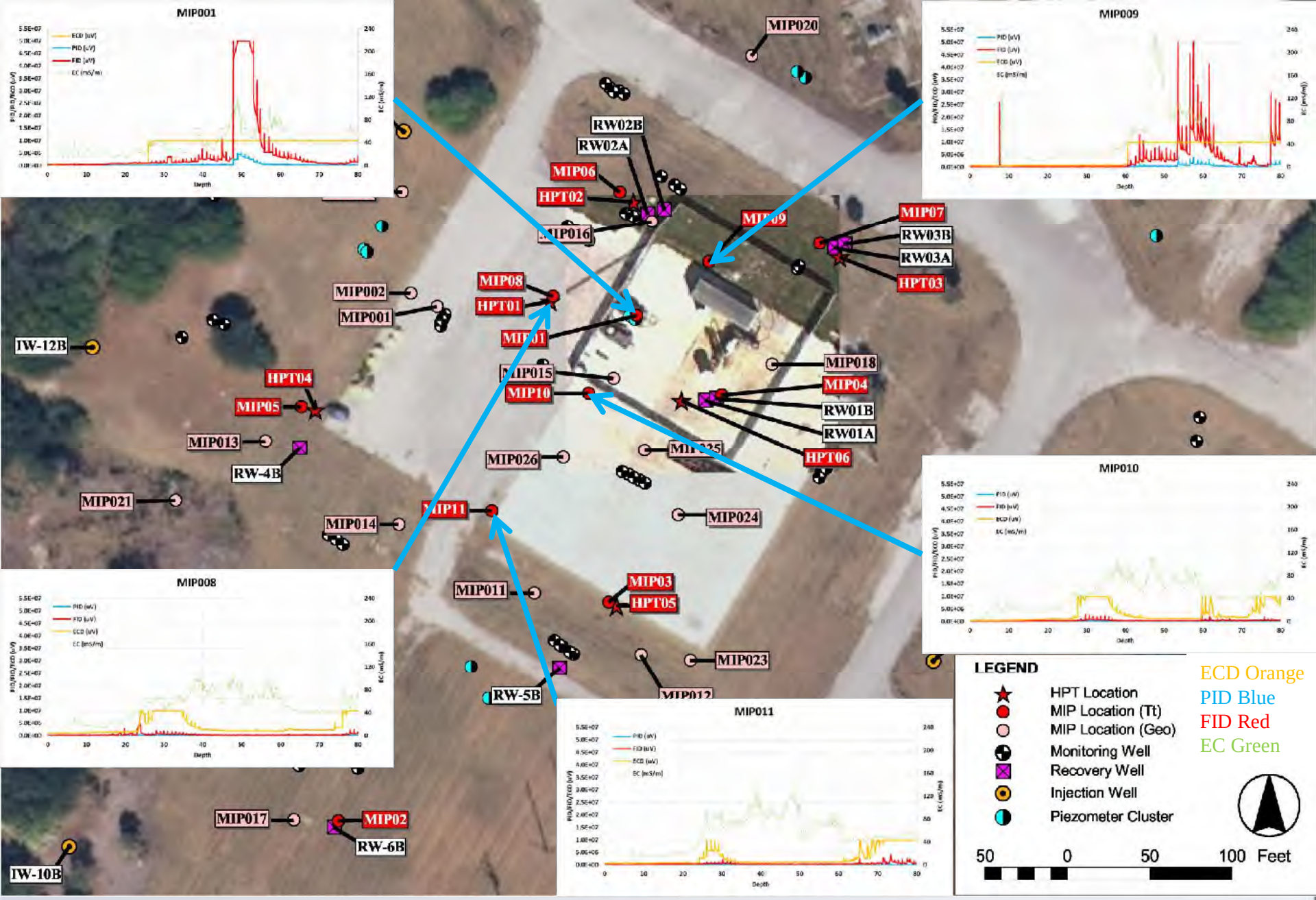

MIP Data (Other Locations)

TETRA TECH

Pre-IM:

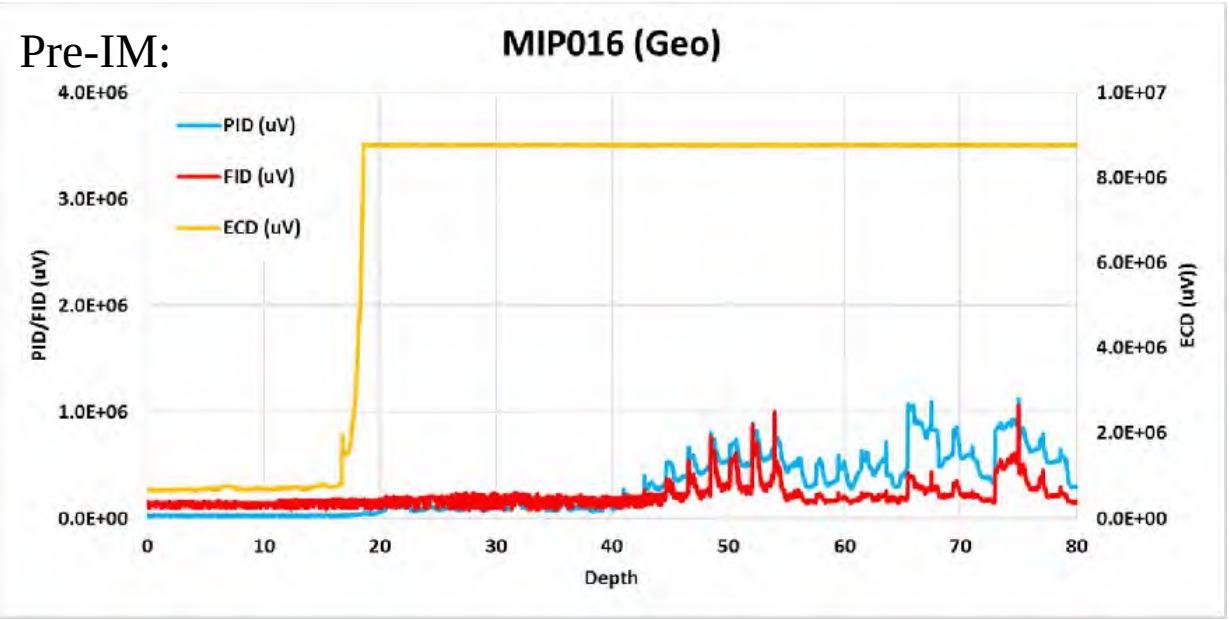

MIP016: FID/PID scale reduced one order of magnitude for comparative purposes; ECD scale identical

Jan 2013:

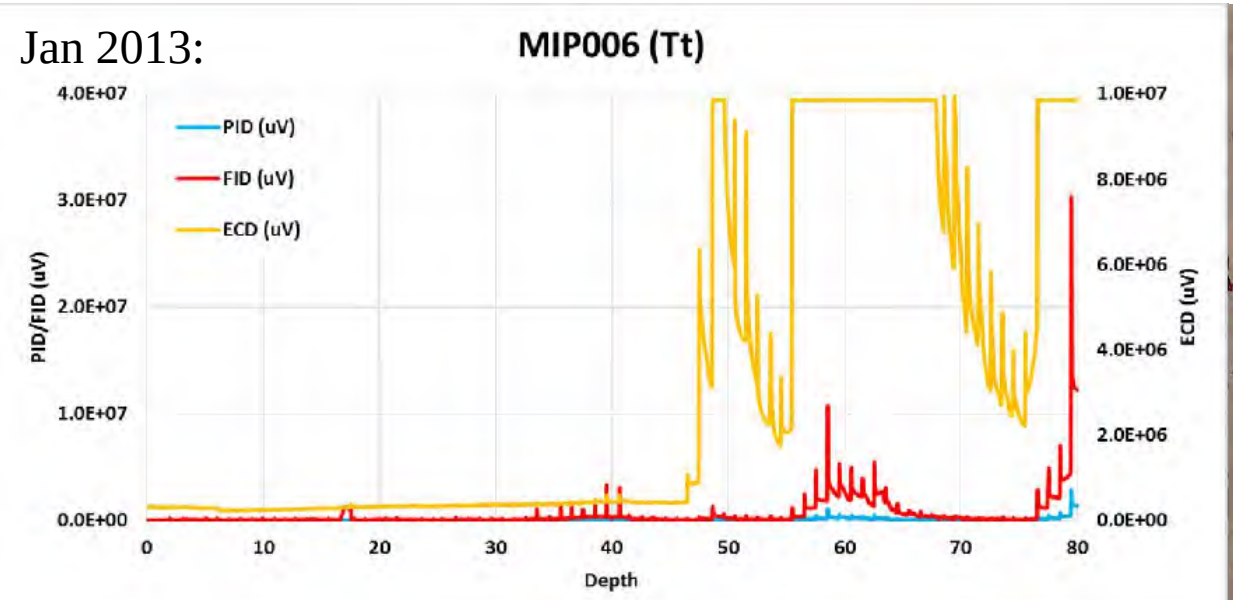



Comparison to Pre-IM MIPs

TETRA TECH

Pre-IM:

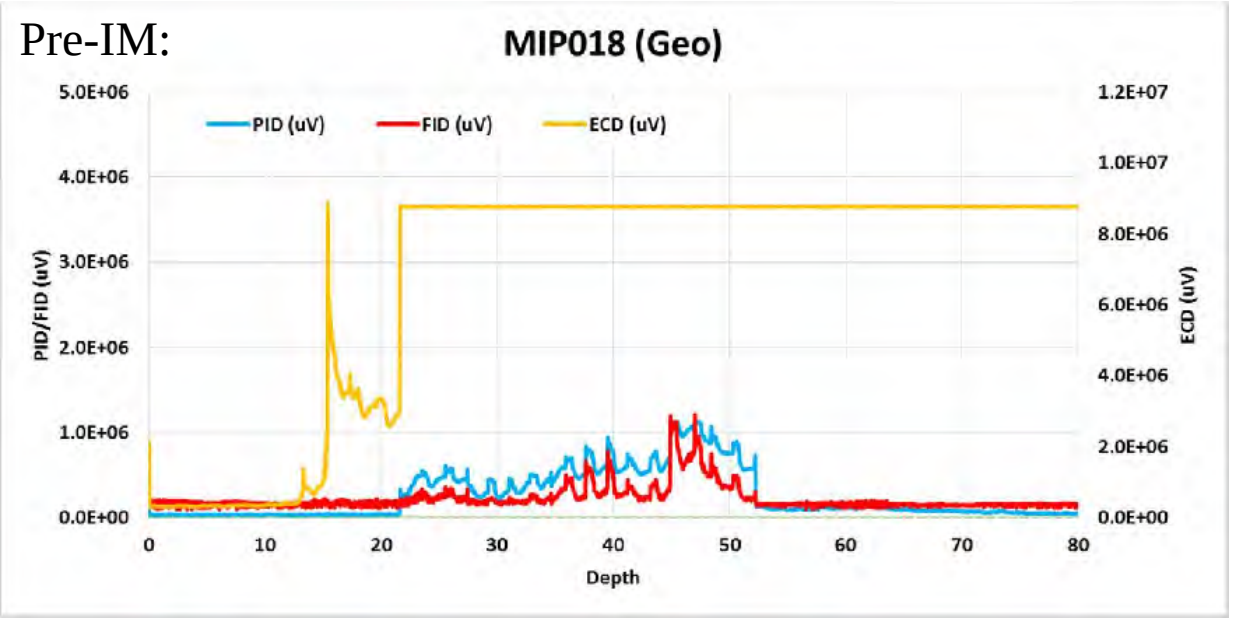

MIP018: FID/PID scale reduced one order of magnitude for comparative purposes; ECD scale identical

Jan 2013:

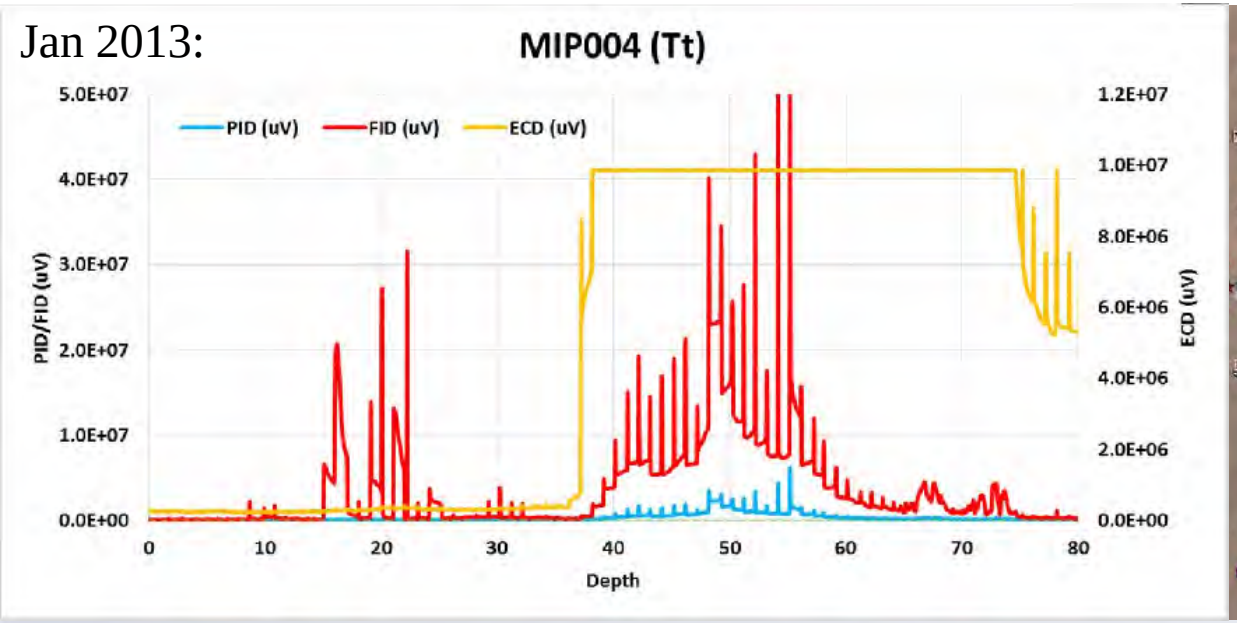

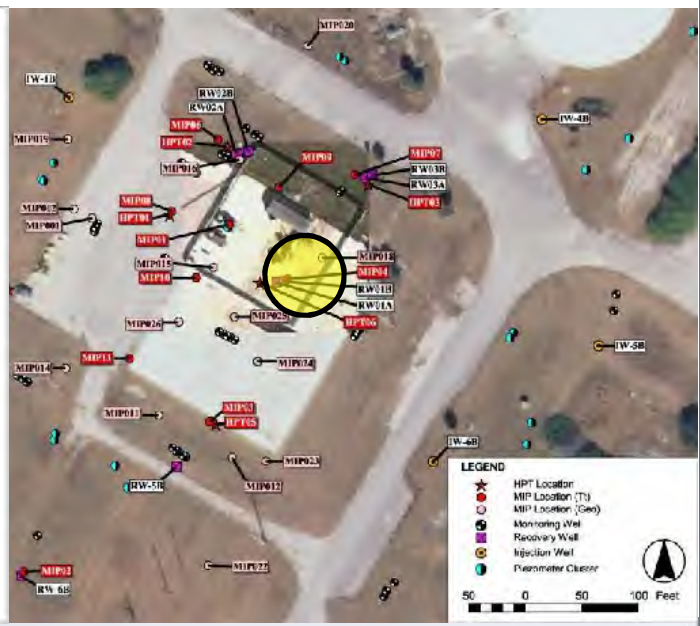

Comparison to Pre-IM MIPs

TETRA TECH

Pre-IM:

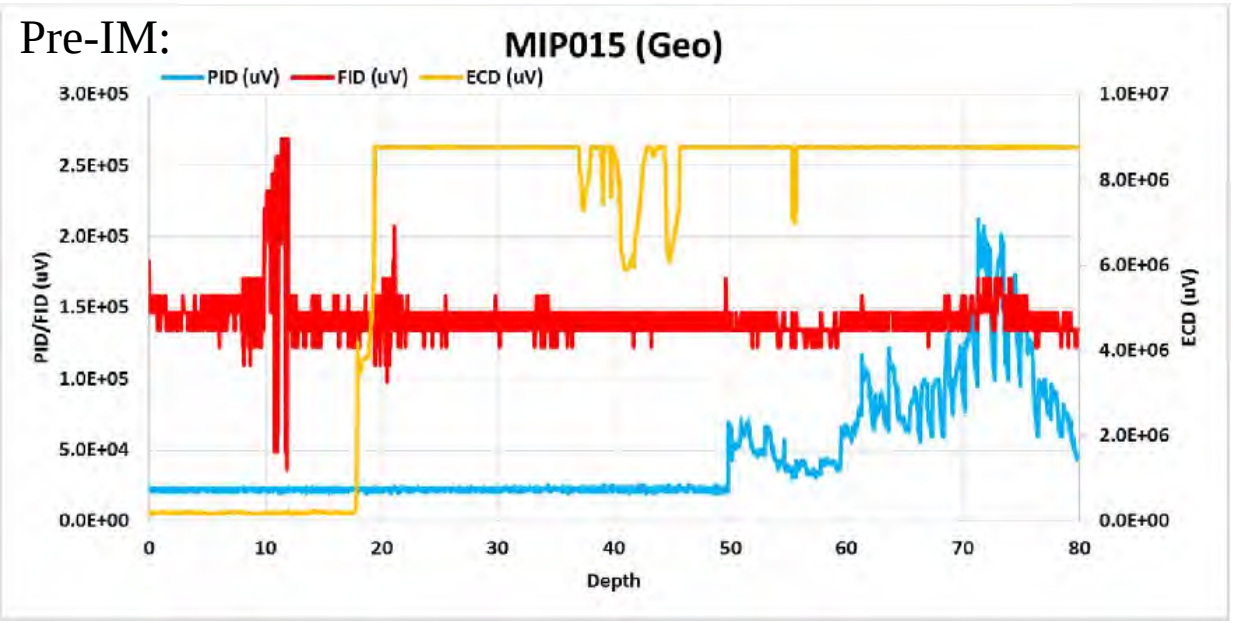

MIP015: FID/PID scale reduced one order of magnitude for comparative purposes; ECD scale identical

Jan 2013:

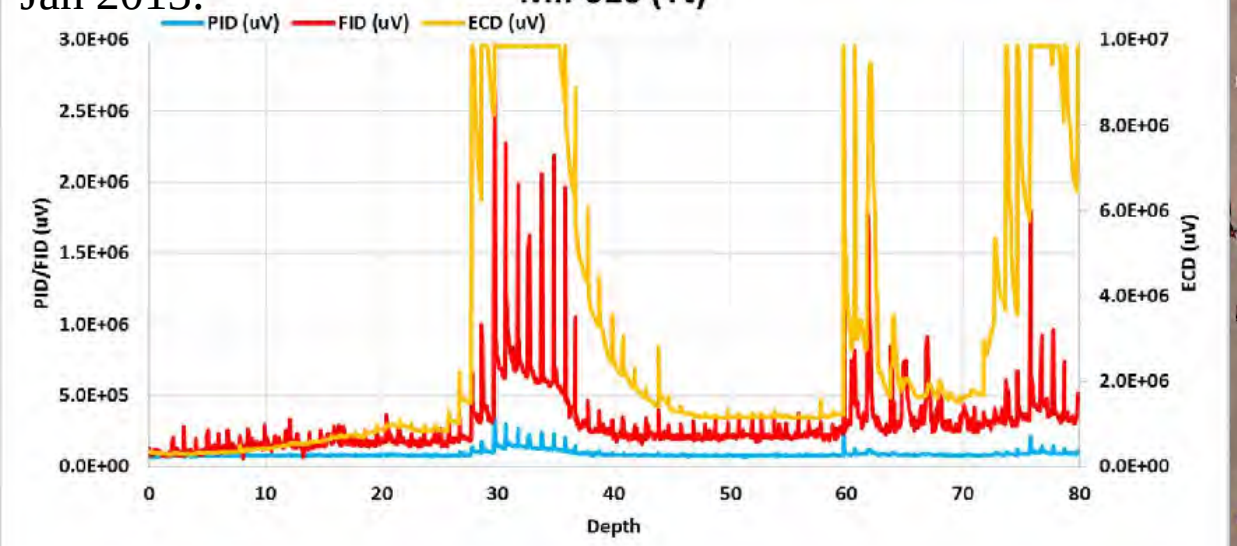

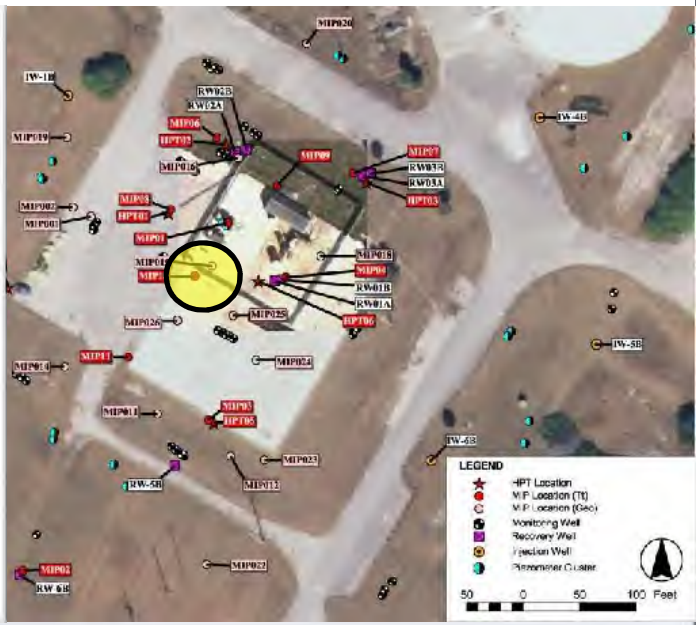

Comparison to Pre-IM MIPs

TETRA TECH

Pre-IM:

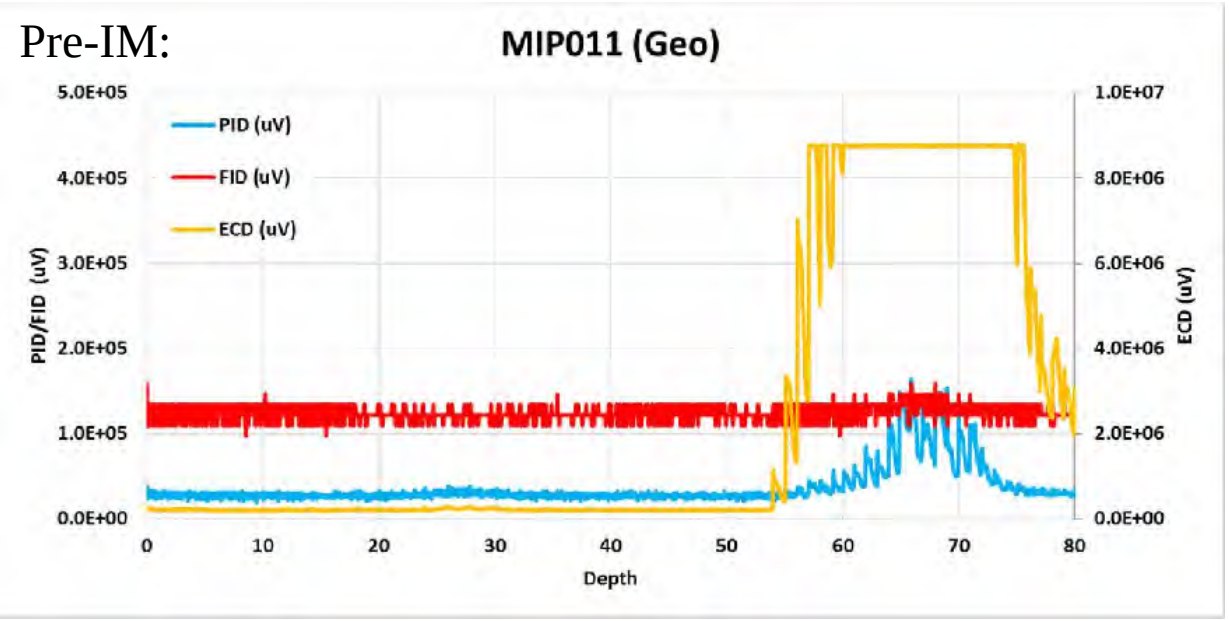

MIP011: FID/PID scale reduced one order of magnitude for comparative purposes; ECD scale identical

Jan 2013:

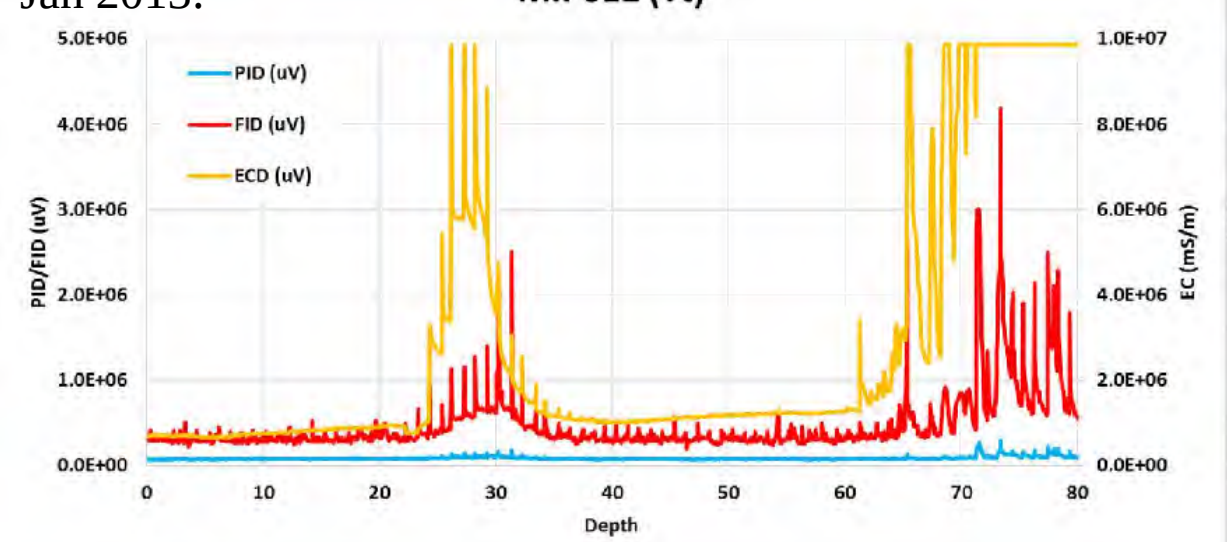

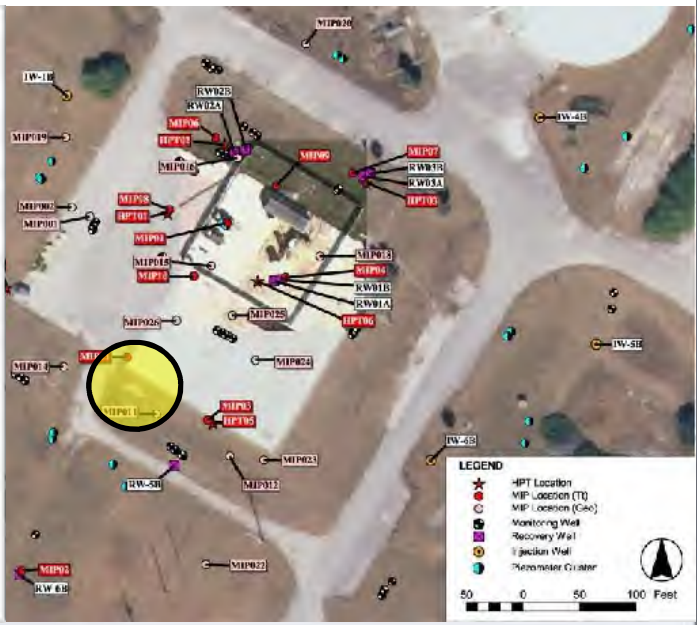

Comparison to Pre-IM MIPs

TETRA TECH

Response to Comments – RW01B

Geosyntec: Slide 19 and Slide 20 present the MIP data (MIP015 and MIP011) that Geosyntec collected pre-IM and it appears that was an error with plotting the FID values; that the values were not normalized.

Response: FID values were not normalized in any plots. The plots were checked versus the data Geosyntec sent and are represented as provided. The pre-IM plots appear to be noisy due to the order of magnitude scale correlation between the Geosyntec and Tetra Tech MIP borings.

Pre-IM:

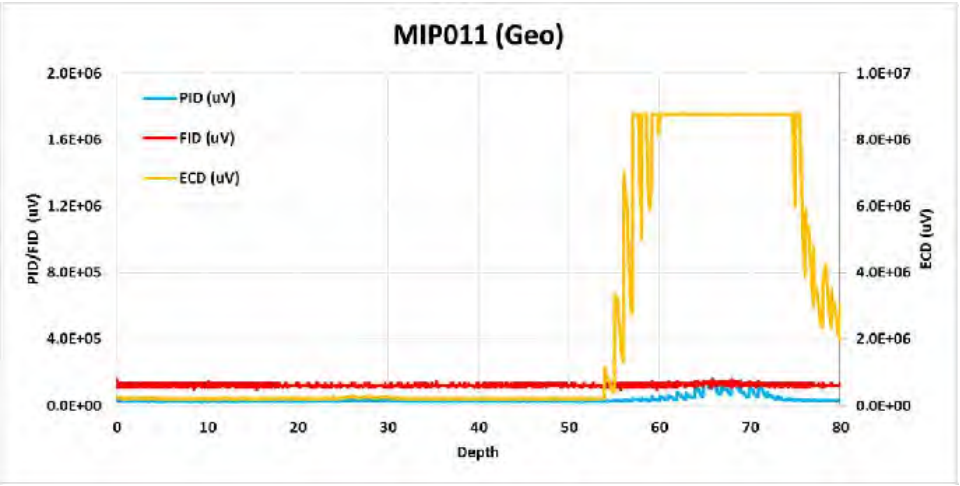

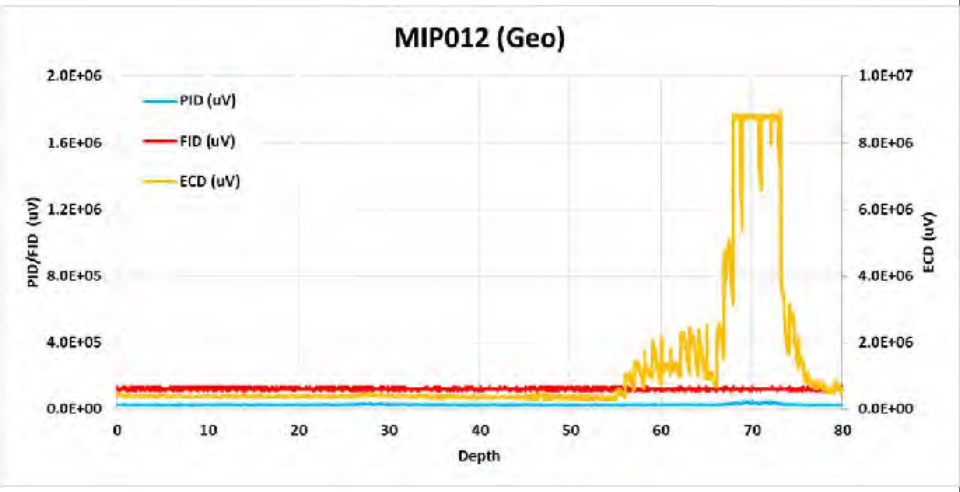

Jan 2013:

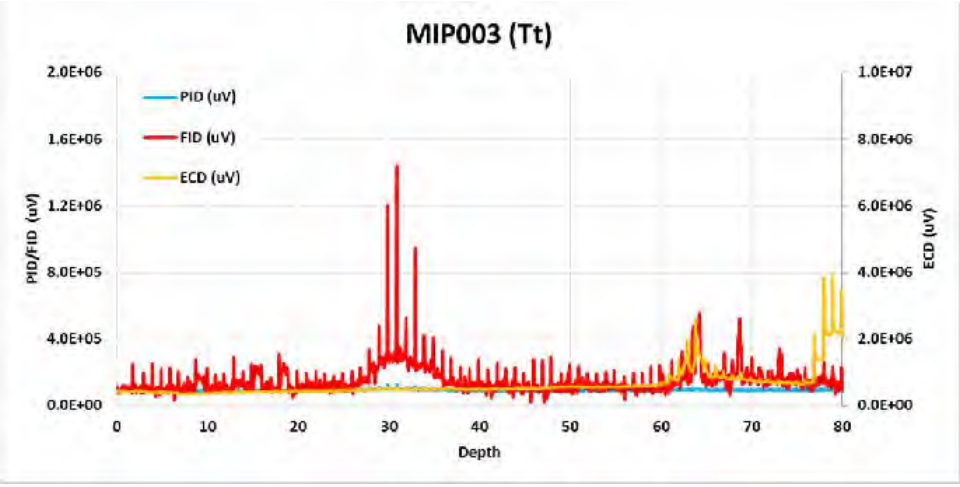

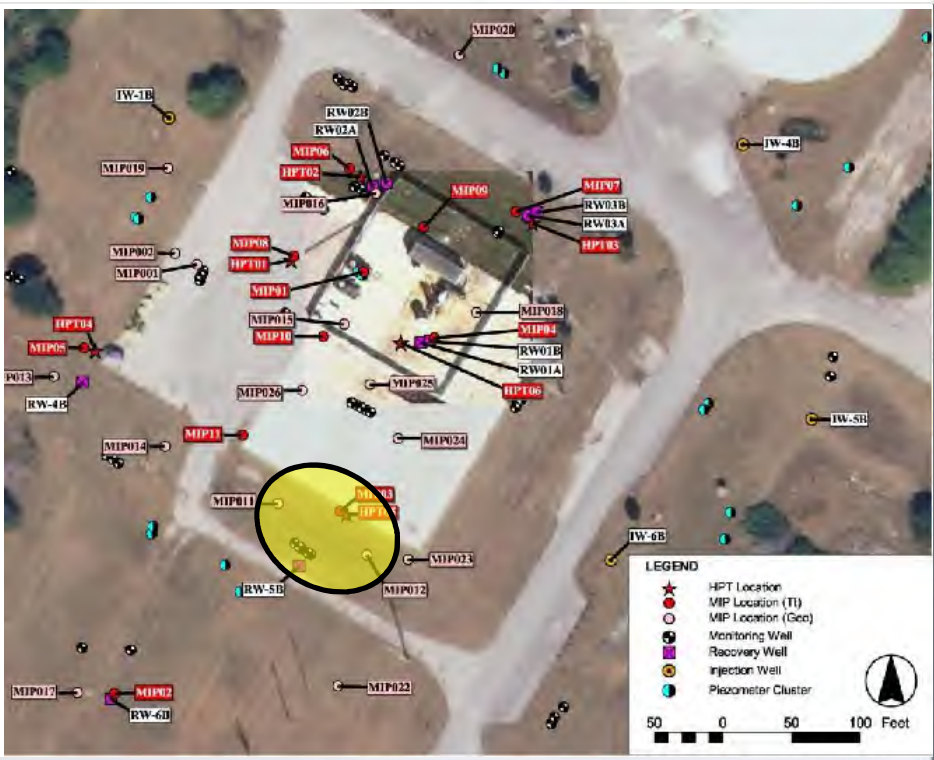

Comparison to Pre-IM MIPs

TETRA TECH

Pre-IM:

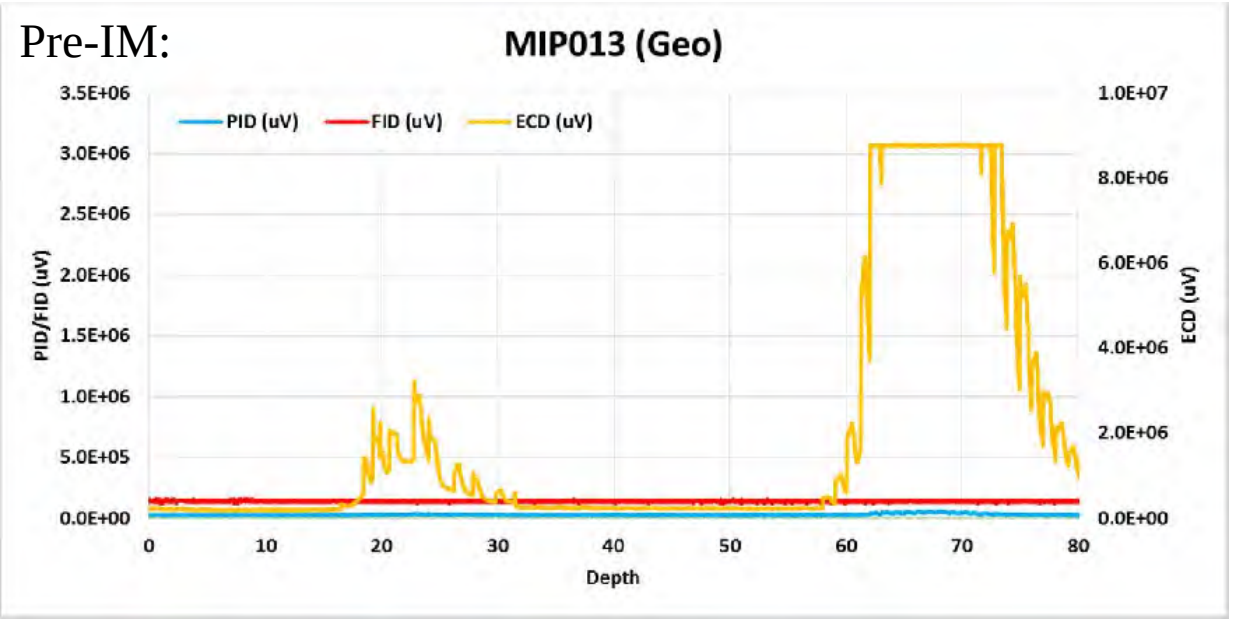

Jan 2013:

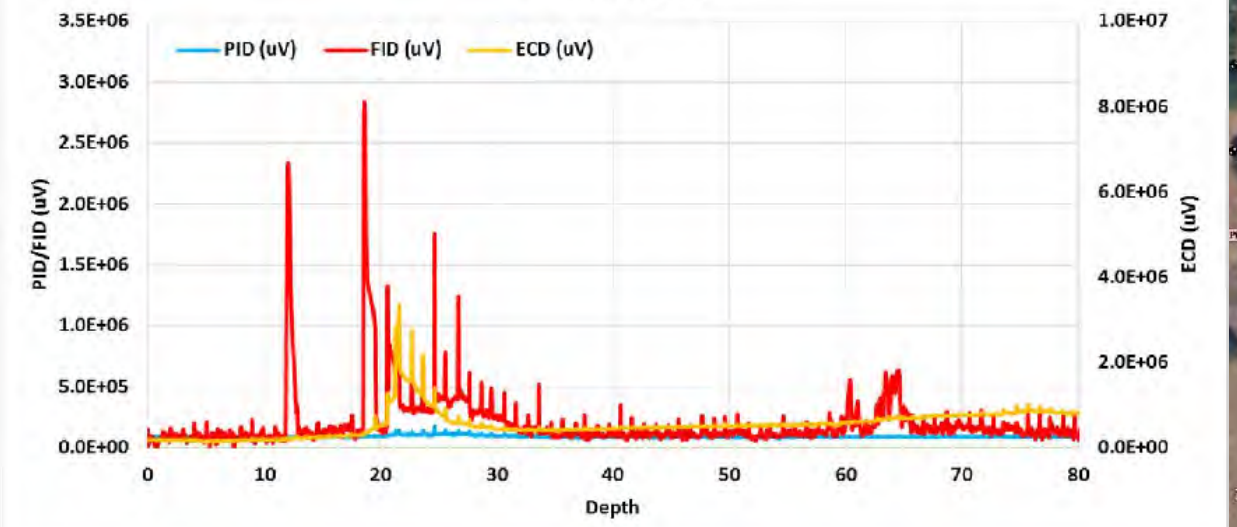

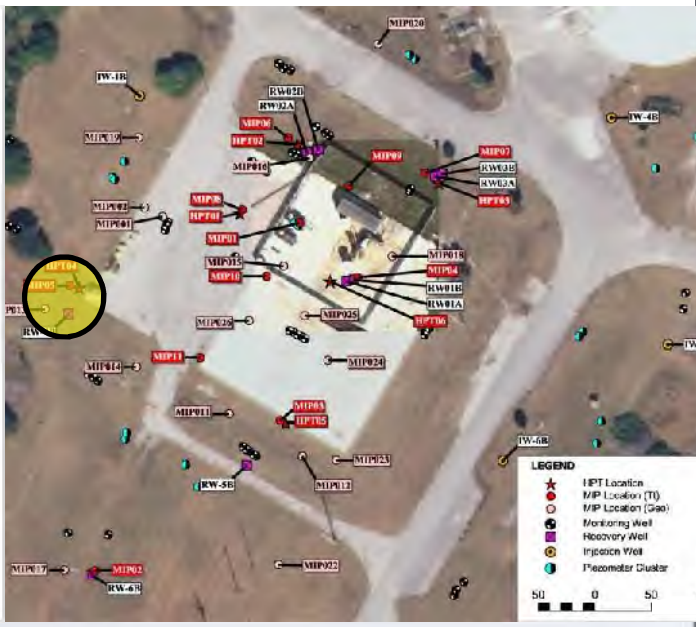

Comparison to Pre-IM MIPs

TETRA TECH

Pre-IM:

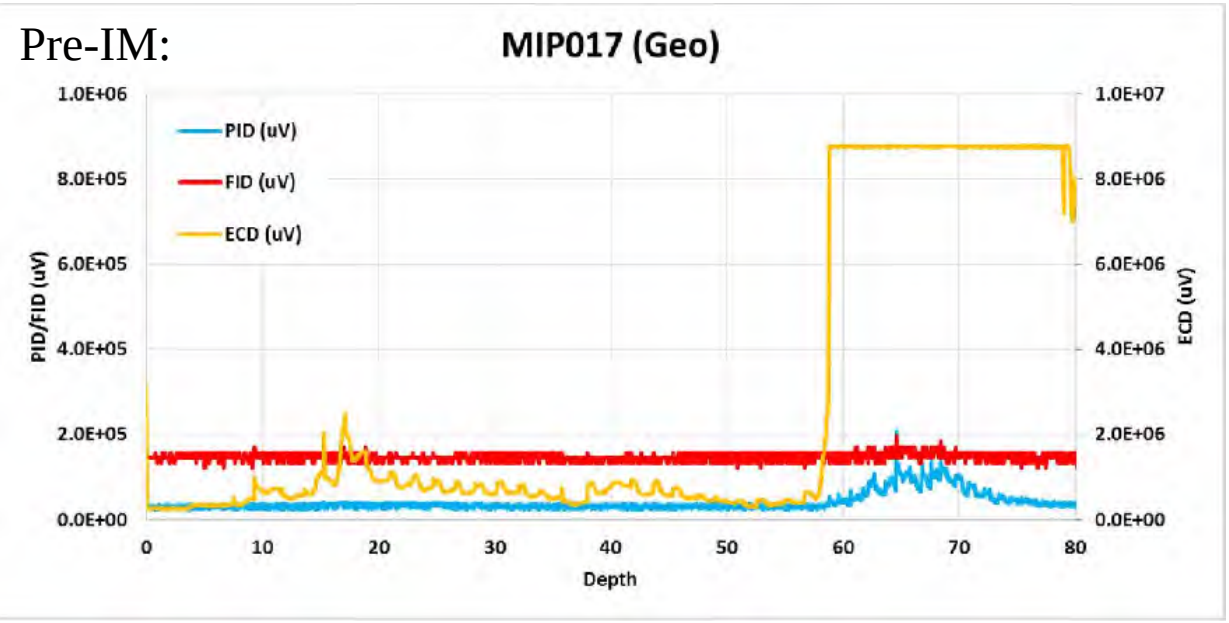

Jan 2013:

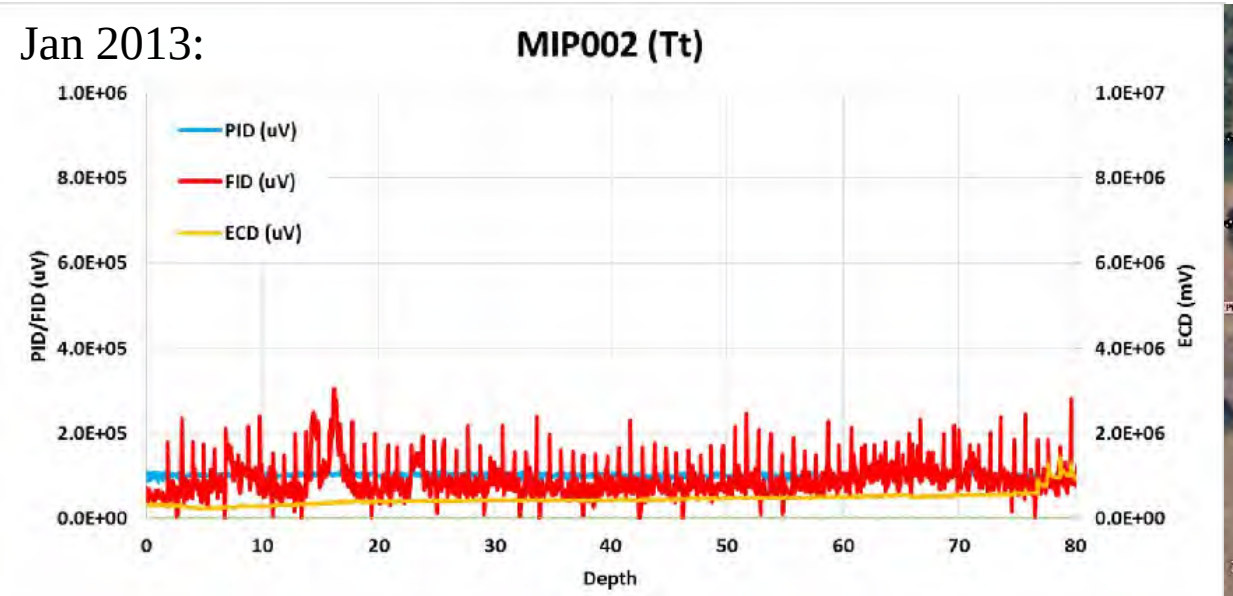

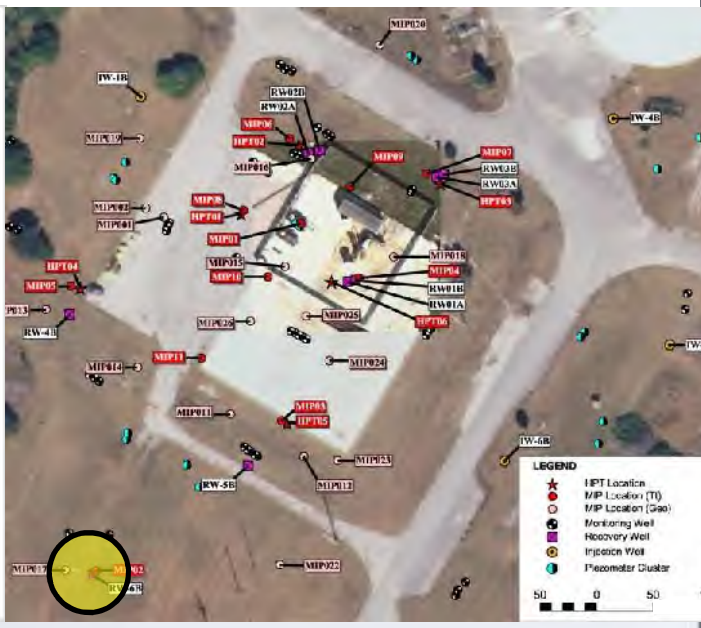

Comparison to Pre-IM MIPs

TETRA TECH

HPT Technology Overview

- Technology use: Real-time vertical profiling of hydraulic conductivity
- Equipment: DPT Rig, HPT Tooling (pressure sensor, water injector, depth transducer, electrical conductivity sensor, control box)
  - Tool is advanced via DPT while water is injected
  - Pressure sensor measures pressure response of soil to water injection
  - Pressure response identifies ability of soil to transmit water (high pressure response – low K; low pressure response – high K)
- Measured data output: Electrical conductivity, injection flow and pressure
- Interpretation:
  - EC indicates changes in lithology
  - Pressure response is depth-corrected
  - K value calculated by HPT software using flow and pressure data
  - Peaks indicate high K/flow zones
  - Valleys indicate low K/flow zones

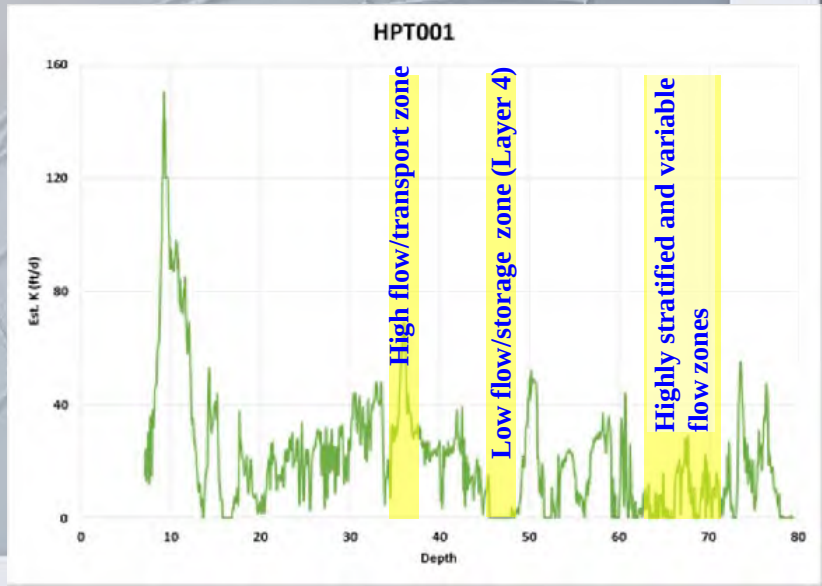

TETRA TECH

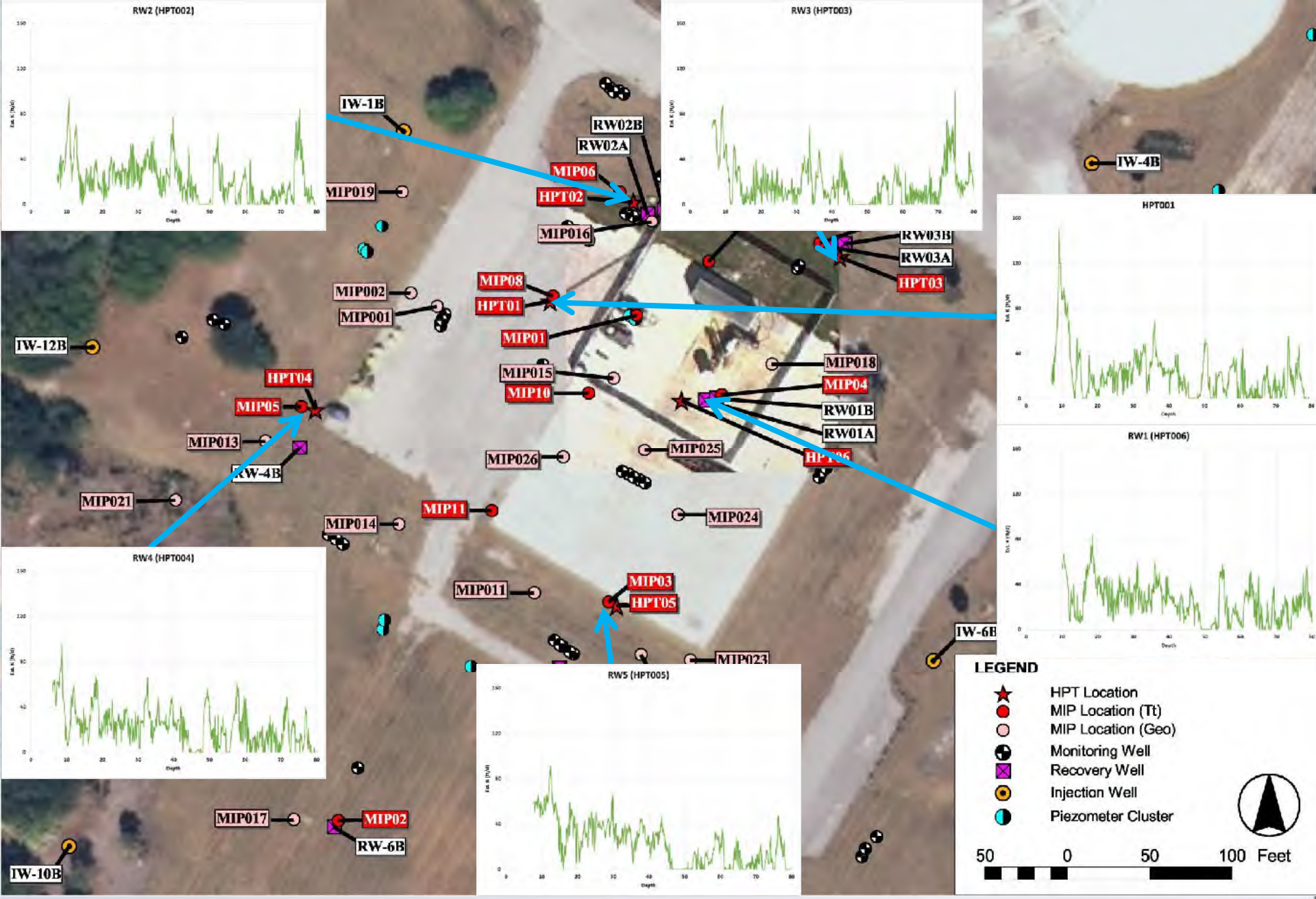

HPT Data

TETRA TECH

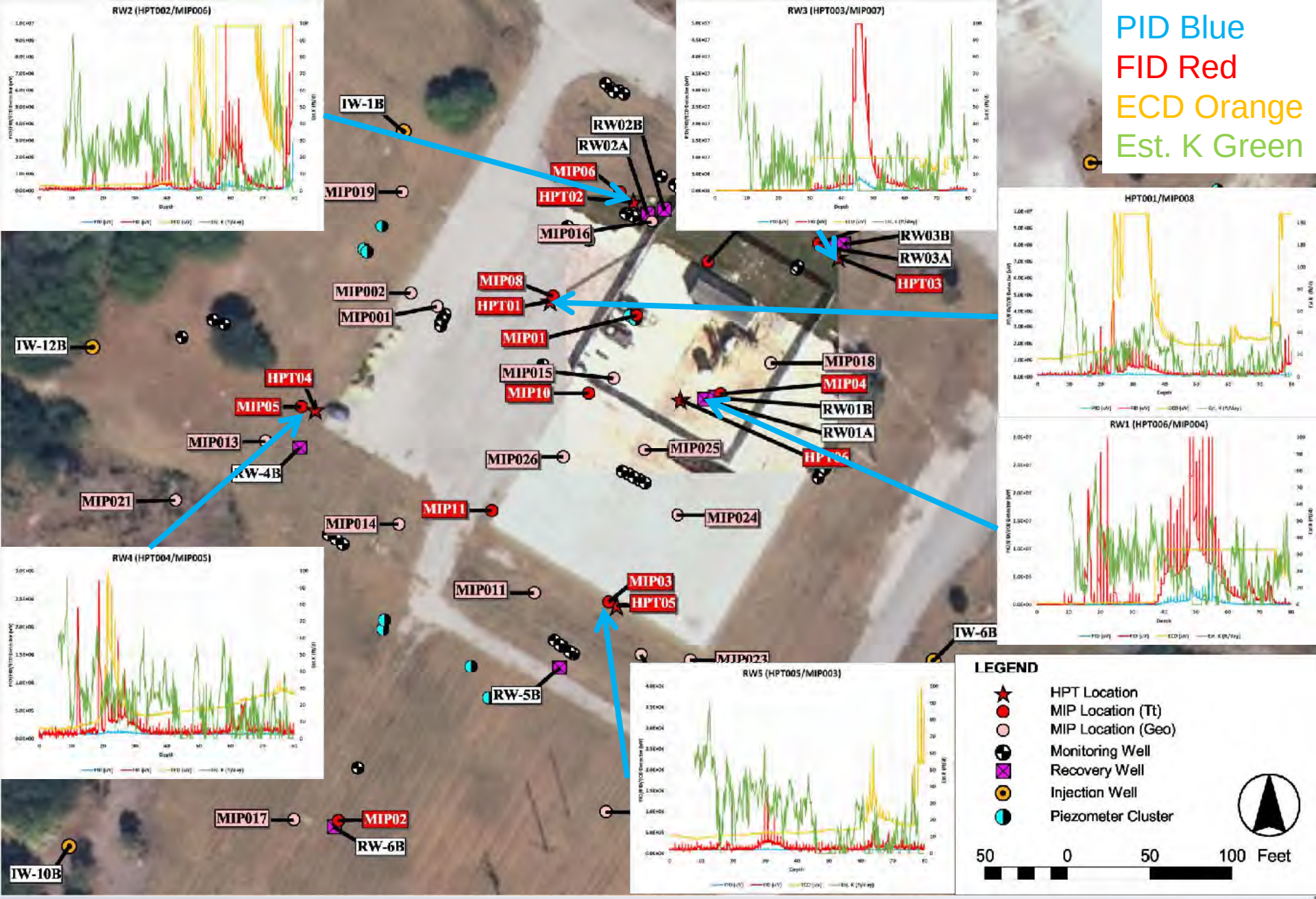

HPT/MIP Data Overlay

TETRA TECH

Pumping Optimization Approaches

- Conceptual Site Model (CSM) Update ✓
  - Function: Optimize pumping approaches relative to current site conditions via field investigations and/or site evaluations
- Conductivity Interpretation ✓
  - Function: Identify and focus optimizations on zones where mass is recoverable; interpret mass storage/transport zones
- Flow Rate Adjustment ✓
  - Function: Manipulate hydraulic capture, increase/decrease mass removal
- Screen Isolation/Pump Intake Adjustment ✓
  - Function: Focus groundwater extraction where known elevated levels of COCs exist; bypass zones with low concentration and high permeability; reduce pumping rate requirements
- Pump Cycling (future)
  - Function: Cycle pumps to increase mass removal where stagnation zones between recovery wells may exist (not considered for this optimization phase, but in future optimization evaluations)

Response to Comments – RW01B

Geosyntec: It would be helpful for this evaluation to provide a table (or present the information in the ADP) with the information on current pumping rates from the pumps in each recovery well.

Response: Current pump rates are set as follow (in gpm):

RW01A	RW02A	RW03A	RW01B	RW02B	RW03B	RW04B	RW05B	RW06B
5	5	3	5	5	3	4	5	4

TETRA TECH

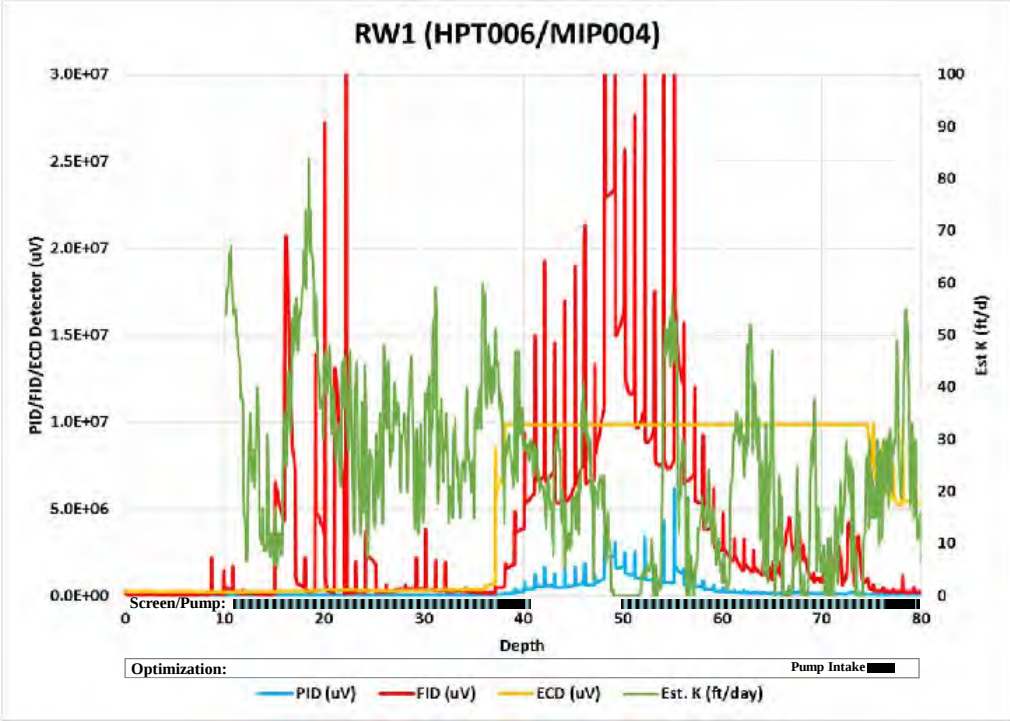



RW1A (11-41’ bls screen)

- Mass transport at 15-25’ and 36-41’ bls
- No modifications to screen/pumping

RW1B (50-80’ bls screen)

- Mass storage at 50-53’ bls
- Mass transport at 53-74’ bls
- Move pump intake to 74’bls

*Layer 4 mass storage

RW-1A Influent				RW-1B Influent			
Date	TCE (ppb)	Total VOCs (ppb)	Mass Recovery (lbs/d)	Date	TCE (ppb)	Total VOCs (ppb)	Mass Recovery (lbs/d)
1/20/2010	240,000	348,000	20.9	1/20/2010	130,000	150,000	5.4
6/23/2010	61,000	110,290	6.6	6/23/2010	180,000	187,610	6.8
11/22/2010	29,200	116,050	7.0	11/22/2010	200,000	207,160	7.5
2/21/2011	35,700	102,660	6.2	2/21/2011	198,000	204,170	7.4
5/18/2011	46,800	112,870	6.8	5/18/2011	186,000	192,510	6.9
8/10/2011	56,800	111,250	6.7	8/10/2011	212,000	219,600	7.9
11/10/2011	64,900	101,210	6.1	11/10/2011	177,000	185,500	6.7
2/2/2012	85,000	116,760	7.0	2/2/2012	176,000	182,594	13.2
4/4/2012	86,600	121,260	7.3	4/4/2012	122,000	128,680	9.3
7/26/2012	99,000	123,270	7.4	7/26/2012	112,000	118,870	8.6
11/26/2012	94,700	116,047	7.0	11/26/2012	70,800	79,420	5.7

HPT/MIP: RW1A/RW1B

Response to Comments – RW01B

Jacobs: RW-1B – Seems like high CVOC/High K zone is right below the 50 ft. clay – why not move intake to between 55 and 65 ft. BGS instead of 74 ft. BGS?

Geosyntec: We recommend installing a packer from 65 to 80 ft BLS in recovery well RW1B and moving the pump intake to above the 65 ft BLS depth interval to put a heavier stress on the aquifer and force water from the mass storage zone from 50 to 53 ft BLS (thereby significantly increasing RW1B influent concentration). Isolating the lower screen interval should force the pump to pull more water from the most heavily impacted interval (interval with FID response). To evaluate if the packer would aid in increasing mass removal, a simple field test could be performed. A sample could be collected from the pump with the pump installed at 74 ft BLS in the configuration proposed in the ADP and one from when the packer is installed and the pump is set above 65 ft BLS. If the sample collected with the packer installed has a higher concentration of VOCs, it is recommended to keep the packer in the well and to force flow from the mass storage zone.

Response: While pumping immediately below the storage zone in RW01B would be an effective approach for focused mass removal, we believe it is premature to move the pump to the proposed level, considering the remaining deeper impacts. The MIP boring had an ECD plateau to approximately 74' bls, where the intake is proposed. The well is still producing high mass removals, with TCE influent near 80 mg/L. Until the Layer 6 permeability stringers are flushed/addressed, we recommend a pumping plan at RW01B as proposed. Once influent levels decrease to a level triggering optimization, this suggestion will be considered and the pump could be moved to a higher invert elevation.

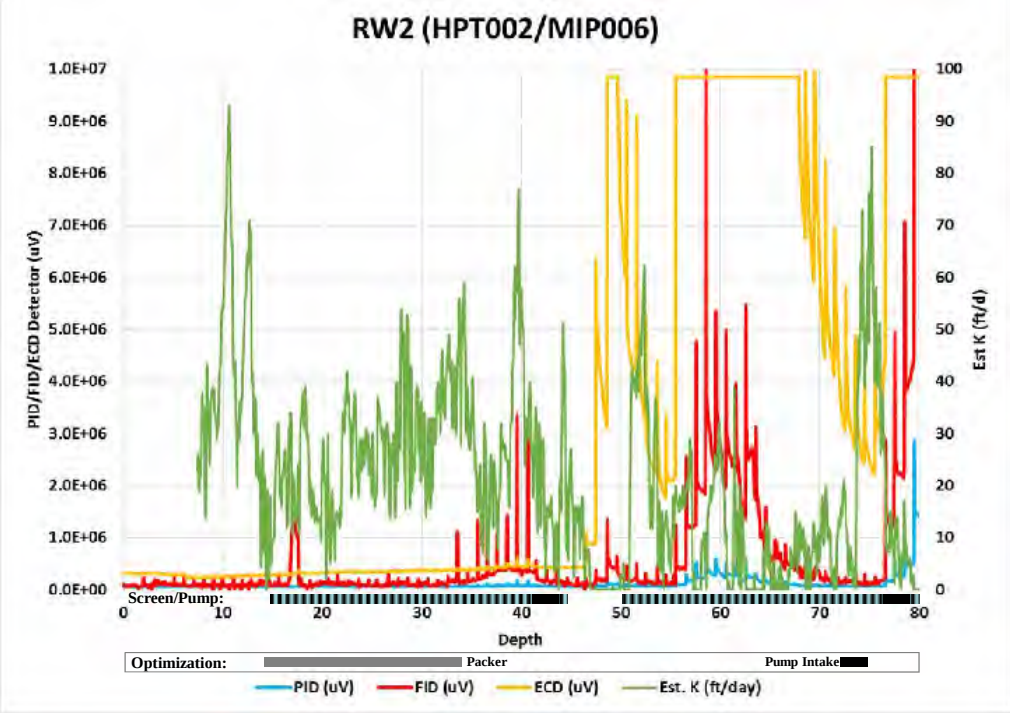



RW2A (15-45’ bls screen)

- Primary mass transport at 33-45’ bls
- Isolate well pumping screen from 33-45’ bls

RW2B (50-80’ bls screen)

- Mass storage at 47-50’bls
- Mass transport at 53-73’ bls
- Move pump intake to 73’ bls

*Layer 4 and 7 mass storage

RW-2A Influent				RW-2B Influent			
Date	TCE (ppb)	Total VOCs (ppb)	Mass Recovery (lbs/d)	Date	TCE (ppb)	Total VOCs (ppb)	Mass Recovery (lbs/d)
1/20/2010	280,000	474,000	28.5	1/20/2010	940,000	964,000	34.7
6/23/2010	82,500	137,700	8.3	6/23/2010	363,000	371,060	13.4
11/22/2010	58,500	99,750	6.0	11/22/2010	248,000	253,860	9.1
2/21/2011	3,630	72,780	4.4	2/21/2011	203,000	206,811	7.4
5/18/2011	50,400	80,400	4.8	5/18/2011	152,000	155,300	5.6
8/10/2011	48,500	75,020	4.5	8/10/2011	138,000	141,390	5.1
11/10/2011	40,500	62,280	3.7	11/10/2011	102,000	105,290	3.8
2/2/2012	42,500	62,910	3.8	2/2/2012	126,000	129,350	9.3
4/4/2012	49,000	70,960	4.3	4/4/2012	91,400	94,090	6.8
7/26/2012	38,500	53,240	3.2	7/26/2012	94,000	96,380	6.9
11/26/2012	39,000	53,110	3.2	11/26/2012	78,100	81,010	5.8

HPT/MIP: RW2A/RW2B

Response to Comments – RW02B

Jacobs: RW-2B – Similar situation to RW-1B – pump intake should be around 60 ft. BGS instead of 73 ft. BGS.

Response: Same response as RW01B comment.

Geosyntec: Slide 29: What proposed benefit do you anticipate from moving the pump intake to 73 ft BLS in recovery well RW2B? The MIP data suggests that most of the mass is in the 55 to 65 ft interval.

Response: The proposed pump intake location was considered by two criteria – the edge of the ECD plateau and FID inflection point. The pump was moved such that pumping influence in the high conductivity zone identified near the existing pump intake location is reduced.

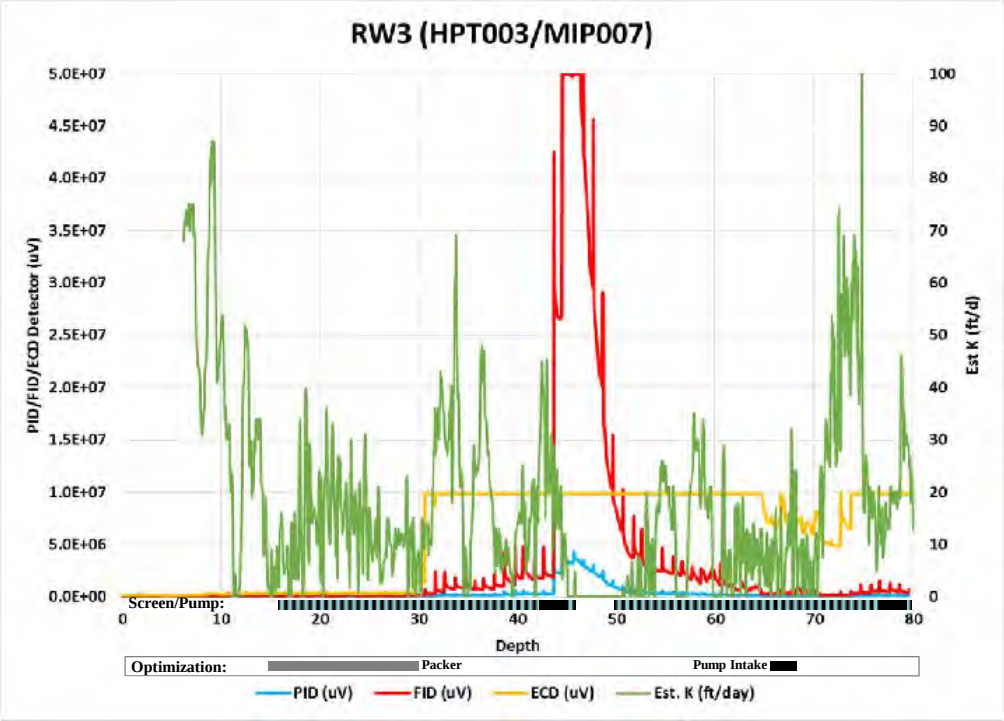



RW3A (16-46’ bls screen)

- Primary mass transport at 30-46’ bls
- Mass storage at 43-52’ bls (within screen)
- Isolate screen from 30-46’ bls

RW3B (50-80’ bls screen)

- Mass storage at 43-52’ bls
- Mass transport at 52-65’ bls
- Move pump intake to 65’bls; pump at 3 gpm

*Rehab (surge/chemical) if no signif. changes

*Layer 4 mass storage

RW-3A Influent				RW-3B Influent			
Date	TCE (ppb)	Total VOCs (ppb)	Mass Recovery (lbs/d)	Date	TCE (ppb)	Total VOCs (ppb)	Mass Recovery (lbs/d)
1/20/2010	41,000	63,000	3.8	1/20/2010	16,000	27,700	1.0
6/23/2010	20,500	63,980	3.8	6/23/2010	4,370	5,194	0.2
11/22/2010	3,830	53,860	3.2	11/22/2010	6,420	7,602	0.3
2/21/2011	3,520	47,870	2.9	2/21/2011	6,540	7,688	0.3
5/18/2011	2,940	34,730	2.1	5/18/2011	4,840	5,762	0.2
8/10/2011	1,430	31,750	1.9	8/10/2011	4,810	5,720	0.2
11/10/2011	284	27,954	1.7	11/10/2011	69,800	85,040	3.1
2/2/2012	427	30,537	1.8	2/2/2012	3,210	3,986	0.1
4/4/2012	972	27,432	1.6	4/4/2012	3,020	3,800	0.1
7/26/2012	65	21,065	1.3	7/26/2012	2,560	3,191	0.1
11/26/2012	4,520	20,470	1.2	11/26/2012	1,820	2,418	0.1

HPT/MIP: RW3A/RW3B

TETRA TECH

Response to Comments – RW03B

Geosyntec: We recommend installing a packer from 65 to 80 ft BLS in recovery well RW3B. If the bottom of the well screen has a packer installed, this should force the pump to pull water from the impacted interval (based on FID response). What is the current pumping rate for recovery well RW3B and why the suggested pumping rate change?

Response: Installing packers below the extraction pumps will not have a significant influence that we believe is significantly advantageous. RW03B is currently set to pump at 3 gpm.

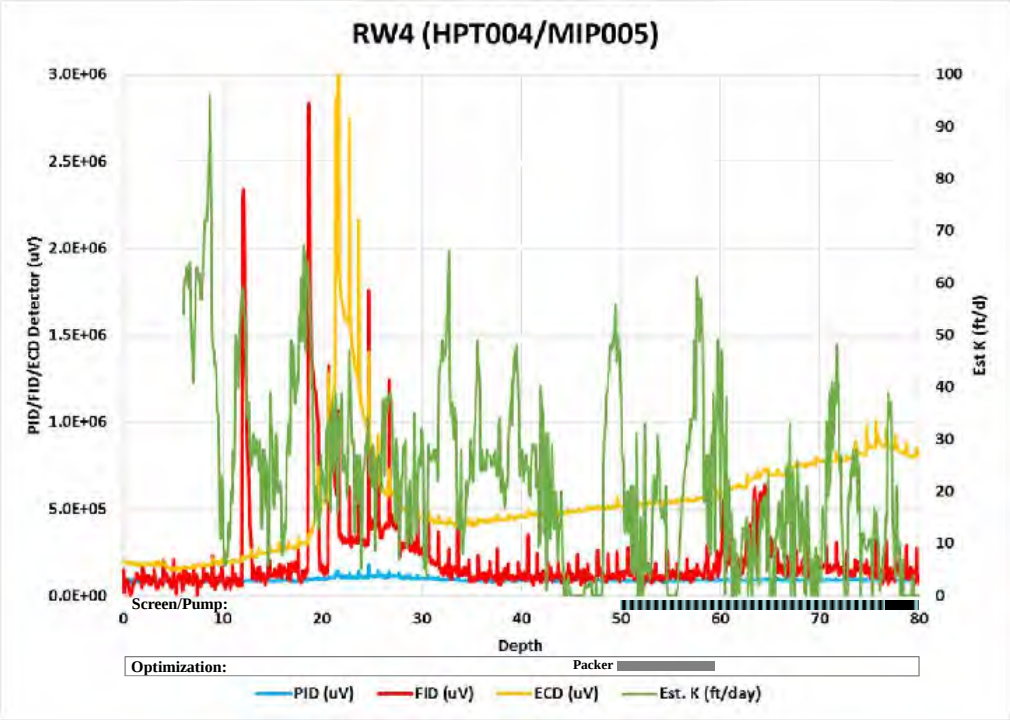



RW4B (50-80’ bls screen)

- Minimal impacts in top 10’ of screen
- Isolate pumping screen from 60 to 80’ bls
- Reduce flow rates from 4 to 2 gpm (expansion flow budget variable)

*Mass transport at 16-35’ bls (HS3 design factor)

RW-4B Influent			
Date	**TCE (ppb)**	**Total VOCs (ppb)**	**Mass Recovery (lbs/d)**
1/20/2010	250,000	283,000	17.0
6/23/2010	102,000	111,360	6.7
11/22/2010	82,300	89,460	5.4
2/21/2011	54,100	58,980	3.5
5/18/2011	43,200	47,100	2.8
8/10/2011	34,400	37,300	2.2
11/10/2011	12,000	13,430	0.8
2/2/2012	16,100	17,474	1.0
4/4/2012	10,000	10,991	0.7
7/26/2012	6,210	6,789	0.4
11/26/2012	4,400	5,029	0.3

HPT/MIP: RW4B

Response to Comments – RW04B

Geosyntec: How did you choose the proposed isolation of the screen from 60 to 80 ft BLS for recovery well RW4B? The statement is made "minimal impacts in top 10 ft of screen", but the MIP data does not seem to confirm this. The ECD data from the MIP seems to show drift and may not be representative of the VOC concentrations in that interval and there only appears to be a small FID spike from approximately 60 to 68 ft BLS.

Response: Layer 4 impacts were not observed in this area and PID/FID results were minimal in the 50 to 60 feet bls interval. While the concept that the ECD may have some drift could be true, the deviation from a potential drift slope is observed at a similar depth as that of the peaks observed at MIP011. A FID spike from 60 to 66 feet bls was observed and the well still functions as a containment well, hence the proposed screen isolation.

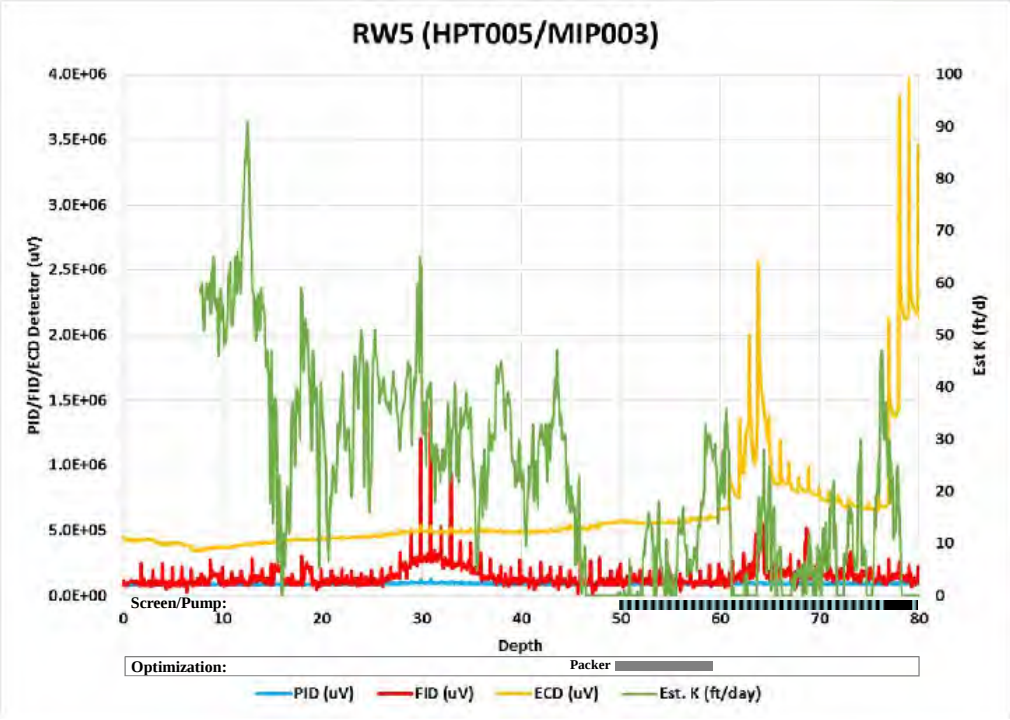



RW5B (50-80' bls screen)

- Minimal impacts in top 10' of screen
- Isolate pumping screen from 60 to 80' bls
- Lower flow rates for system expansion flow budget (from 5 to 3 gpm)

*Potential mass storage in Layer 7

*Mass transport at 16-35' bls (HS3 design consideration)

RW-5B Influent			
Date	**TCE (ppb)**	**Total VOCs (ppb)**	**Mass Recovery (lbs/d)**
1/20/2010	250,000	281,000	16.9
6/23/2010	142,000	154,080	9.2
11/22/2010	113,000	121,780	7.3
2/21/2011	86,400	93,390	5.6
5/18/2011	77,700	83,810	5.0
8/10/2011	70,700	76,060	4.6
11/10/2011	58,500	63,850	3.8
2/2/2012	57,000	61,430	3.7
4/4/2012	59,500	64,440	3.9
7/26/2012	53,200	58,125	3.5
11/26/2012	49,700	53,170	3.2

HPT/MIP: RW5B

TETRA TECH

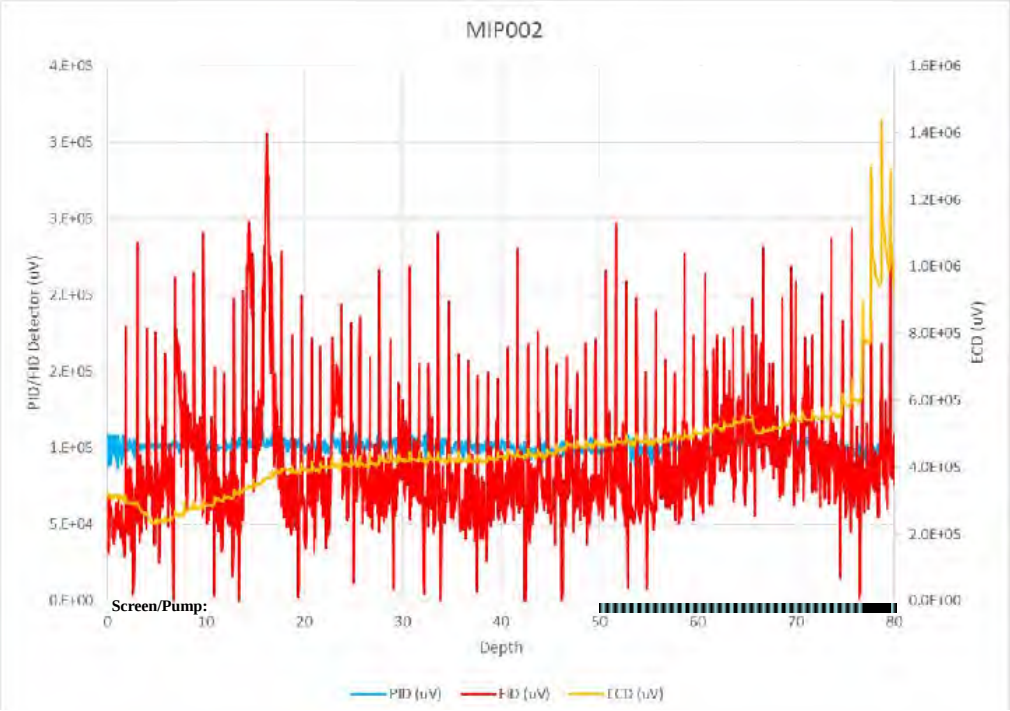



Note: High noise levels due to low detections and "zoomed" in

RW6B (50-80' bls screen)

- Low level FID/PID/ECD detections
- Reduce flow from 4 to 2 gpm
- Eventually consider pumping suspension

RW-6B Influent			
Date	**TCE (ppb)**	**Total VOCs (ppb)**	**Mass Recovery (lbs/d)**
1/20/2010	270,000	309,000	18.5
6/23/2010	98,700	114,980	6.9
11/22/2010	72,400	82,200	4.9
2/21/2011	43,400	49,860	3.0
5/18/2011	26,600	30,180	1.8
8/10/2011	19,700	22,274	1.3
11/10/2011	13,000	14,940	0.9
2/2/2012	9,320	10,542	0.6
4/4/2012	7,060	7,933	0.5
7/26/2012	4,610	5,173	0.3
11/26/2012	3,380	3,985	0.2

MIP: RW6B

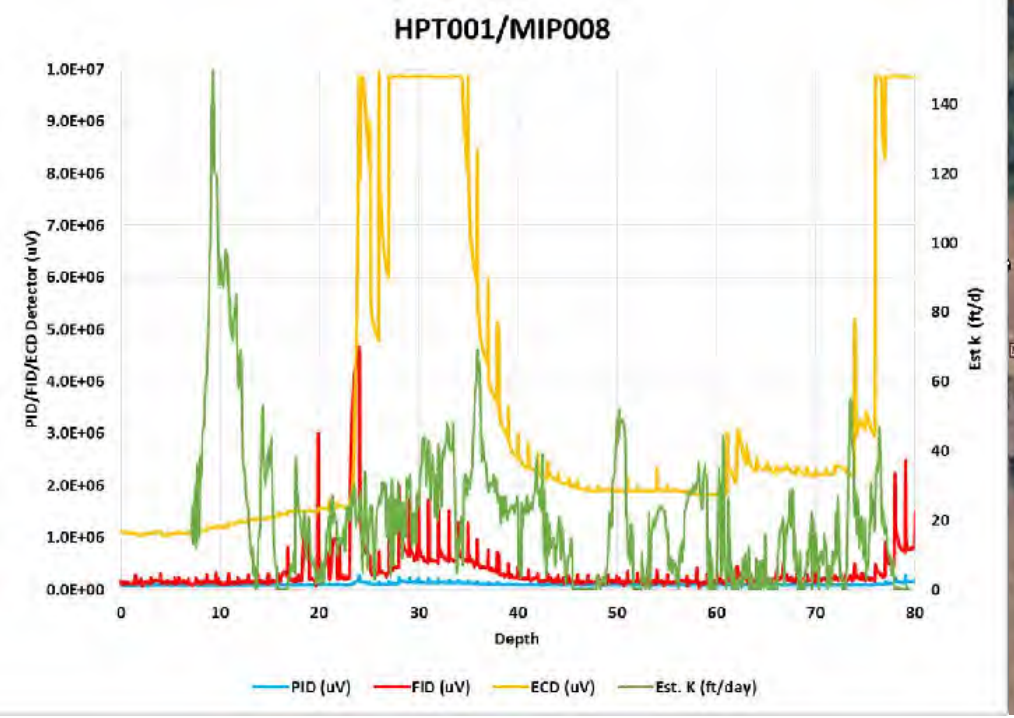



HPT001/HPT008:

- Primary contaminant transport from 17-43’ bls
- Mass storage not found in Layer 4
- No significant observations in mass transport/storage between Layer 4 and 7
- Mass storage likely in Layer 7
- Shallow optimization pumping recommendation in Step 4C EE, Part 2 (Slides 26-28)

HPT/MIP: HPT001/MIP008

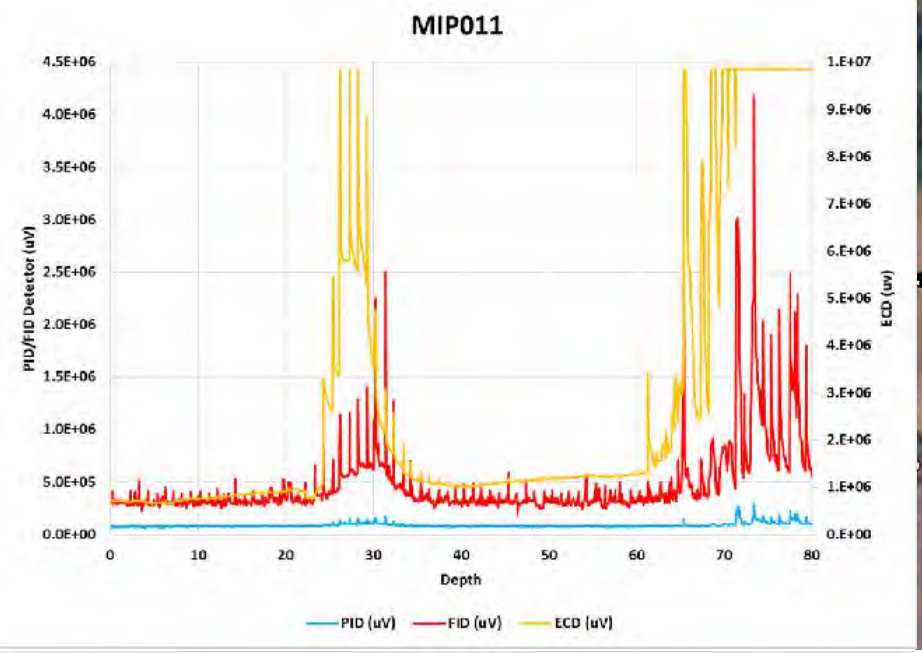

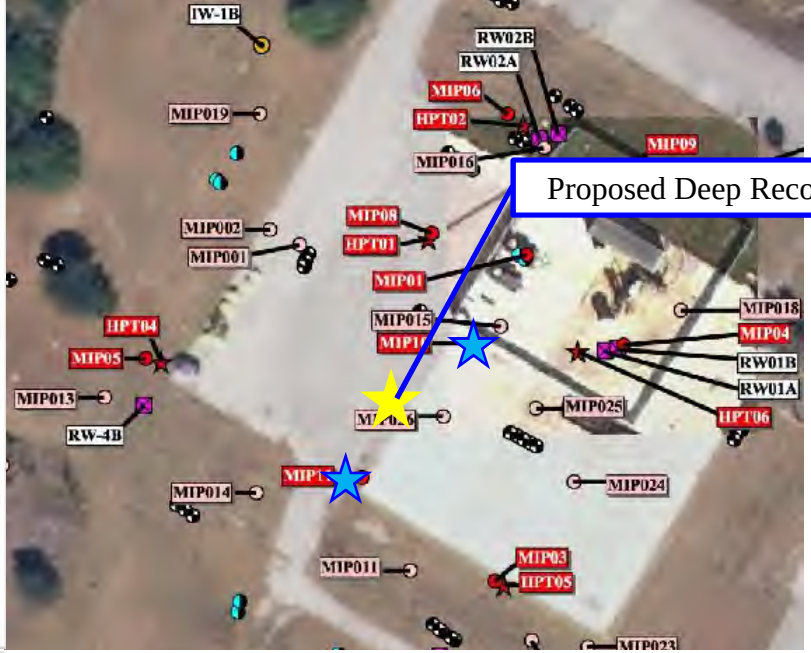

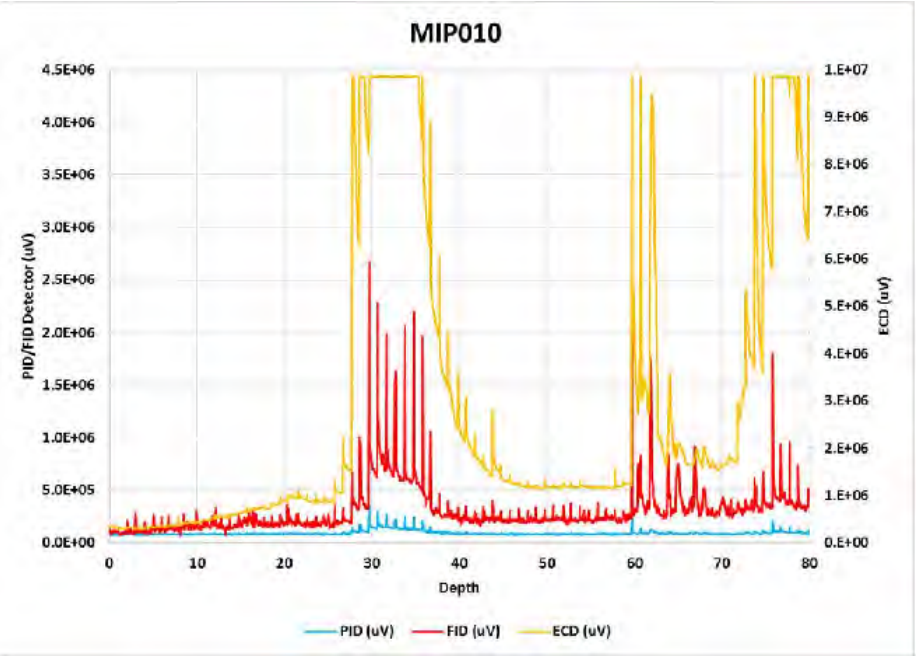

Deep RW Expansion:

- Considering MIP event, add RW between MIP10 and 11 (see Part 2 for modeling)
- Identical construction to RW4B/5B
- Utilize RW4B/5B and new well for ESB containment
- Pumping rate of 5 gpm
- Reduce RW4B/5B to 2 gpm
- Reduce pumping at RW-6B

*Mass present at 23-43’ bls (HS3 consideration)

*Layer 7 mass storage

MIP010/MIP011 Expansion

Response to Comments – Proposed RW

Geosyntec: It is proposed that the new deep recovery well will be installed with identical construction to recovery wells RW4B/5B and you are proposing to packer off the top 10 ft of the new recovery well. It is stated in Part 2 of this ADP that the screen interval of 50 to 80 ft BLS is chosen, to have the ability to pump from the bottom of layer 4 if necessary. If this recovery well is being installed to increase mass removal in the deep interval, Geosyntec recommends installing the recovery well with a screen interval of 60 to 80 ft BLS, since this interval is the interval with highest VOC impacts (based on MIP results). Was the location of this new well based on the MIP locations or based on modeling?

Response: Comment noted. Tetra Tech prefers to have the future ability to pump immediately below Layer 4, should future optimizations suggest this prudent. Note that the proposed location is near the conceptualized boundary of the Layer 4 mass storage zone and future pumping below this layer may be a potential supplement to storage zone mass depletion. The location for the proposed recovery well was placed based on MIP results, modeling, and decreases in downgradient recovery well influent.

Screen Isolation Approach

- RW2A (15-45’ bls screen) - Isolate well pumping screen from 33-45’ bls
  - Install 20’ inflatable packer from 13-33’ bls
- RW3A (16-46’ bls screen) - Isolate screen from 30-46’ bls
  - Install 15’ inflatable packer from 14-29’ bls
- RW4B (50-80’ bls screen) - Isolate pumping screen from 60-80’ bls
  - Install 10’ inflatable packer from 49-59’ bls
- RW5B (50-80’ bls screen) - Isolate pumping screen from 60-80’ bls
  - Install 10’ inflatable packer from 49-59’ bls
- Proposed RW (50-80’ bls screen) - Isolate pumping screen from 60-80’ bls
  - Install 10’ inflatable packer from 49-59’ bls (may remove if needed)

TETRA TECH

Response to Comments – Packering

Jacobs: Be aware that isolation of the screened zone with a packer in a screened well may not provide significant isolation in formation, depending on relative permeabilities of gravel pack and formation.

Response: Comment noted.

Geosyntec: Prior to making the various proposed changes to pump intake depths, consideration may be given to first running packer isolation tests to evaluate changes in recovery well influent with a mobile lab running VOC samples. This approach would facilitate the placement/isolation of recovery well screens based upon actual dynamic field testing results and ensure that the P&T system, while continuing to provide hydraulic capture, also maximizes the mass removal rate.

Response: A more cost-effective approach would be to install the packers based on the MIP observations, sample one week following post-packer installation pumping, and continue quarterly sampling to determine if adjustments are practical. We feel the resolution of the MIP data is sufficient to be able to accurately place the packers and dynamic testing is extraneous. The initial pumping conditions are not representative of the actual flux within the packered intervals. The pumps should operate for a longer duration for the representative concentrations to be extracted. To implement the comment's suggestion, a crane or drill rig would be needed throughout the testing (for packer adjustment) in addition to the mobile lab and associated field support. In general, the additional cost-benefit of dynamic testing is diminished with the additional resources needed to complete the testing adequately.

Packer Design

- As pressure is applied, air gland begins to inflate and sliding head slides to allow for expansion
- Stainless steel components
- Viton B gland (250 psig rating)
- Inflation pressure of 140 psig (water)
- Fitting for pump wire/cable run
- 1-1/4” threaded piping connections



General Packer Assembly

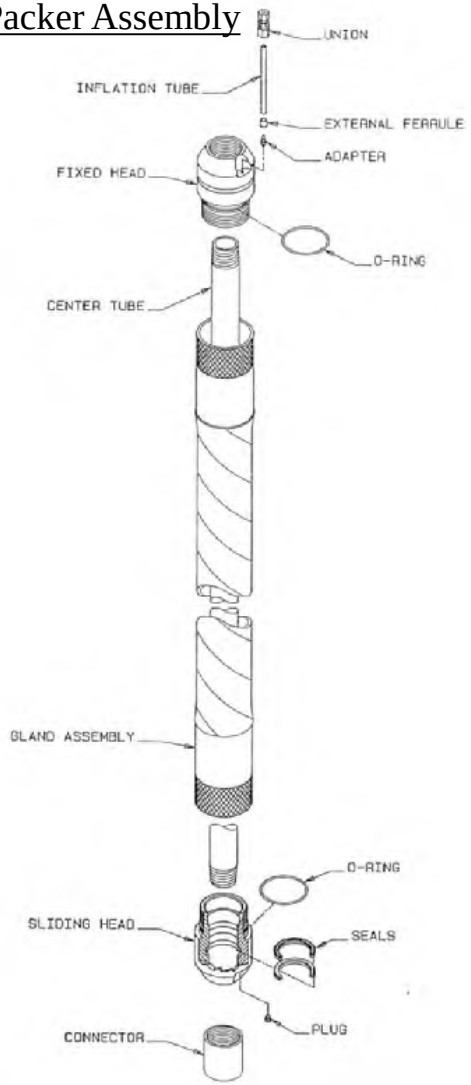

TETRA TECH

Summary of RW Optimization

- RW1A - No modifications to screen/pumping
- RW1B - Move pump intake to 74’bls
- RW2A - Isolate well pumping screen from 33-45’ bls
- RW2B - Move pump intake to 73’ bls
- RW3A - Isolate screen from 30-46’ bls
- RW3B - Move pump intake to 65’bls;
- RW4B - Isolate pumping screen from 60 to 80’ bls; Reduce flow rates from 4 to 2 gpm
- RW5B - Isolate pumping screen from 60 to 80’ bls; Reduce flow rates from 5 to 3 gpm
- RW6B - Reduce flow from 4 to 2 gpm
- **Test Consensus on optimization of existing RWs, as described herein**

  (Proposed deep recovery well and modeling/construction details in Part 2)

TETRA TECH

SWMU CC054 Launch Complex 34 (LC34)
Step 4C Engineering Evaluation
Pumping Optimization and Hot Spot 3/4 Expansion
(Part 2 of 2)

March 2013



TETRA TECH

Presentation Part 2 Objectives

Purpose: Detail RW expansion, treatment modification, and implementation

Objective: Hydraulic capture of HS3/4 within TCE>300 µg/l, secondary objective of increased mass removal

- HS3/4 and deep zone expansion
  - Groundwater flow models
  - Recovery well placement and construction
  - Flow budget
  - Process modifications
  - Permitting
  - Implementation Work Plan
  - Construction overview
- Request consensus on Step 4C Part 2 (expansion and process modification)

*Note: CMD used as design basis and additional design detail will be provided in Implementation WP with approved optimizations/modifications

TETRA TECH

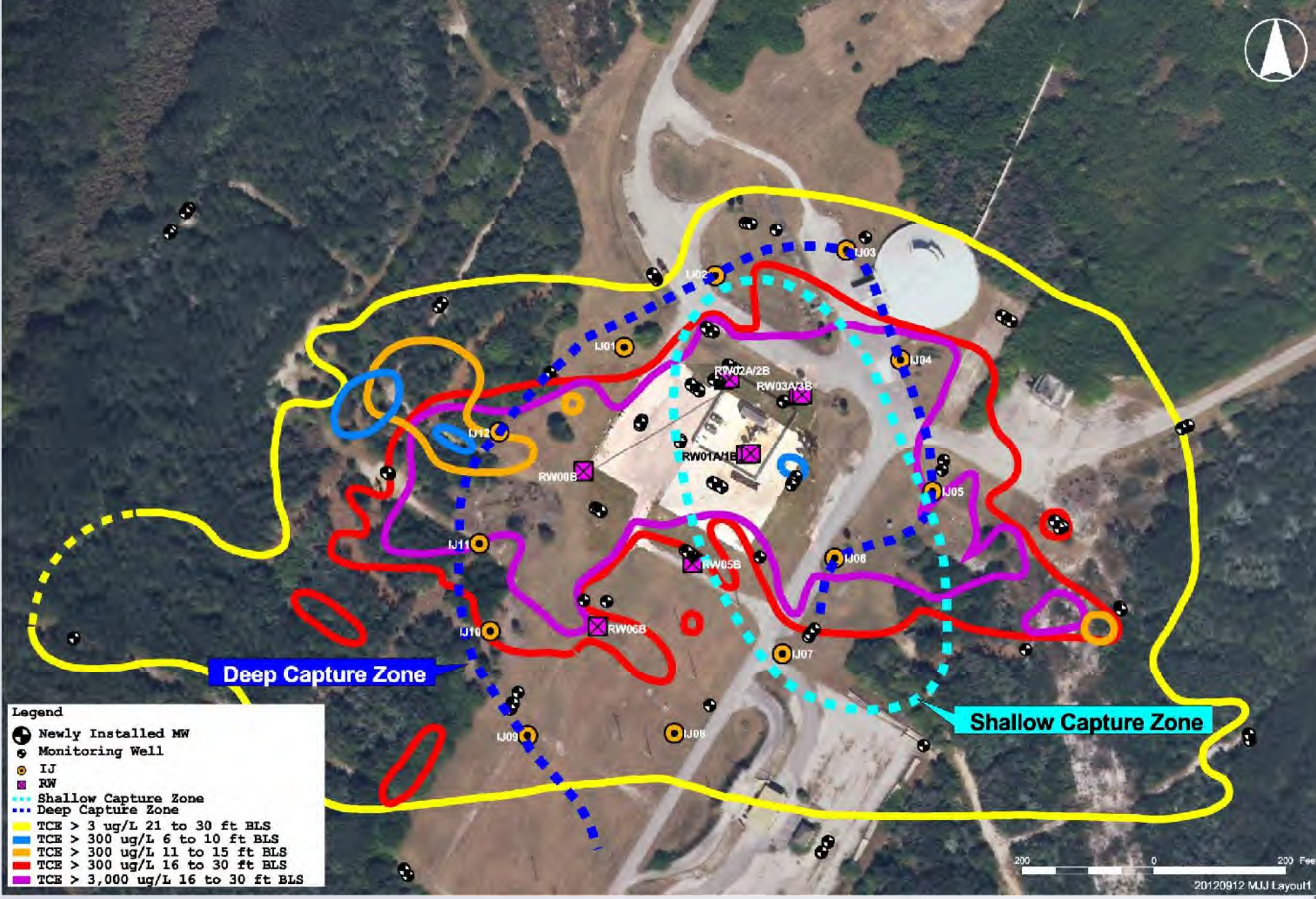

HS3/4 Footprint and Current Capture

TETRA TECH

Groundwater Model Summary

- Groundwater Vistas model prepared by Geosyntec during IM Design (IMD) used for expansion (with all criteria from IMD model retained)
- General screen zone nomenclature:
  - Shallow (15-45’ bls screen)
  - Deep (50-80’ bls screen)
- Primary criteria evaluated during modeling:
  - Flow rate scenario evaluation
  - Placement of recovery wells
  - Particle tracking interpretation
  - Capture evaluation
- Model permutation #3 selected for expansion (see next slide)
  - Shallow zone containment within TCE >300 µg/L plume (HS3/4)
  - Mass removal component within HS3/4
    - Where possible, placed in 3,000 µg/L plume and near elevated DPT TCE detections
  - Continued mass recovery in DSZ
  - Optimized deep zone extraction rates

TETRA TECH

Model Flow Scenarios

Flow Scenarios (gpm)	1	2	3	4	5	6	7	8
RW01B	5	5	5	5	5	5	5	5
RW02B	5	5	5	5	5	5	5	5
RW03B	3	3	3	3	3	3	3	3
RW04B	3	2	2	2	3	2	2	2
RW05B	3	3	3	2	3	3	3	2
RW06B	0	2	2	0	0	2	2	0
RW16B	0	0	5	5	0	0	5	5
RW01A	3	3	3	3	5	5	5	5
RW02A	3	3	3	3	5	5	5	5
RW03A	3	3	3	3	5	5	5	5
RW09A	3	3	3	3	5	5	5	5
RW10A	3	3	3	3	5	5	5	5
RW11A	3	3	3	3	5	5	5	5
RW12A	3	3	3	3	5	5	5	5
RW13A	3	3	3	3	5	5	5	5
RW14A	3	3	3	3	5	5	5	5
RW15A	3	3	3	3	5	5	5	5
Flow Total (gpm)	49	50	55	52	69	70	75	72
Preference Rank	6	3	1	2	5	4	7	8

- Each model permutation run considering capture, particle transport durations, and downstream treatment process impacts
- Based on site objectives, Flow Scenario 3 retained for refinement and for use within the expansion design

TETRA TECH

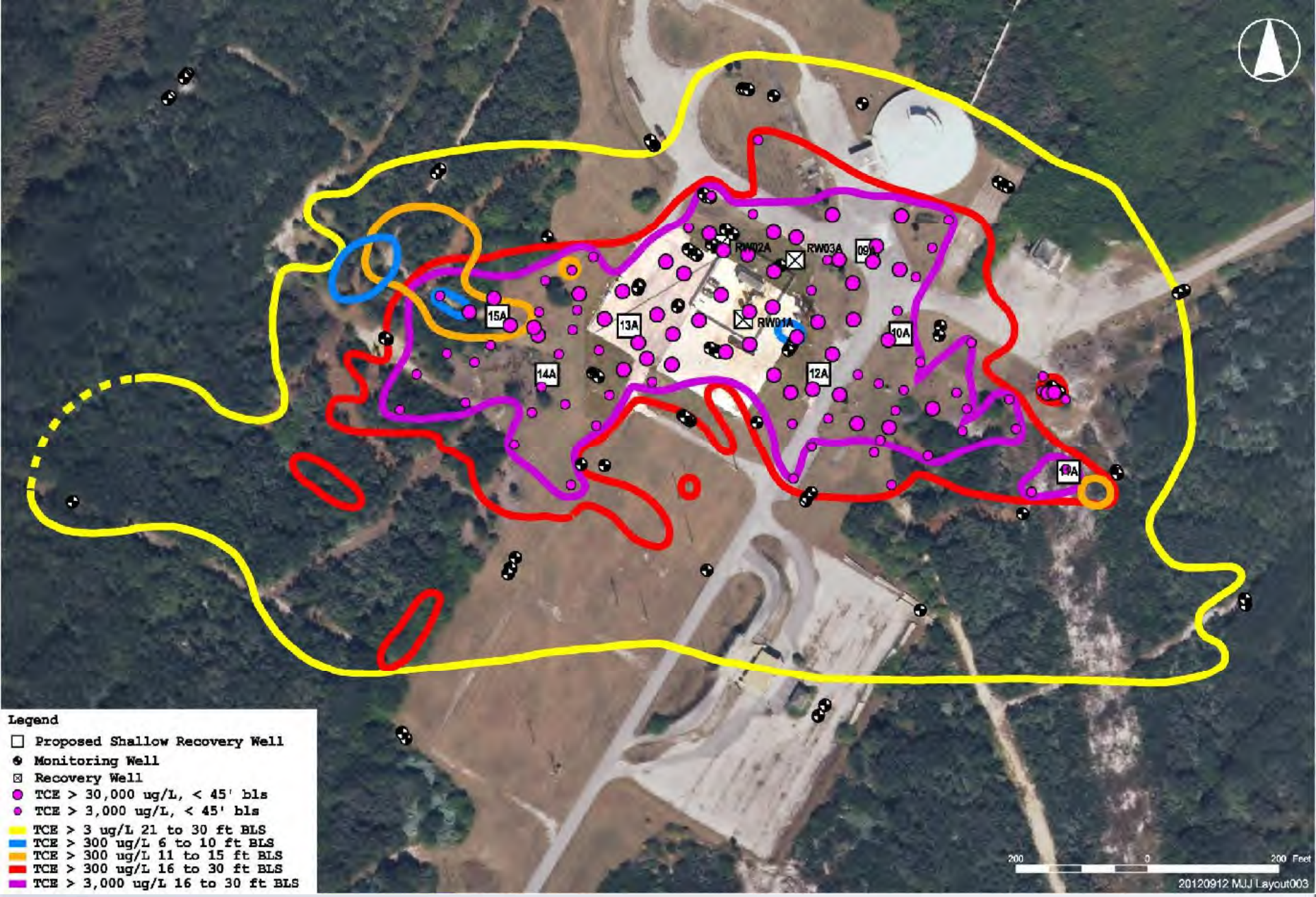

Shallow Zone Recovery Well Layout

TETRA TECH

Well ID	Well Flow (gpm)
RW01A	3
RW02A	3
RW03A	3
RW09A	3
RW10A	3
RW11A	3
RW12A	3
RW13A	3
RW14A	3
RW15A	3

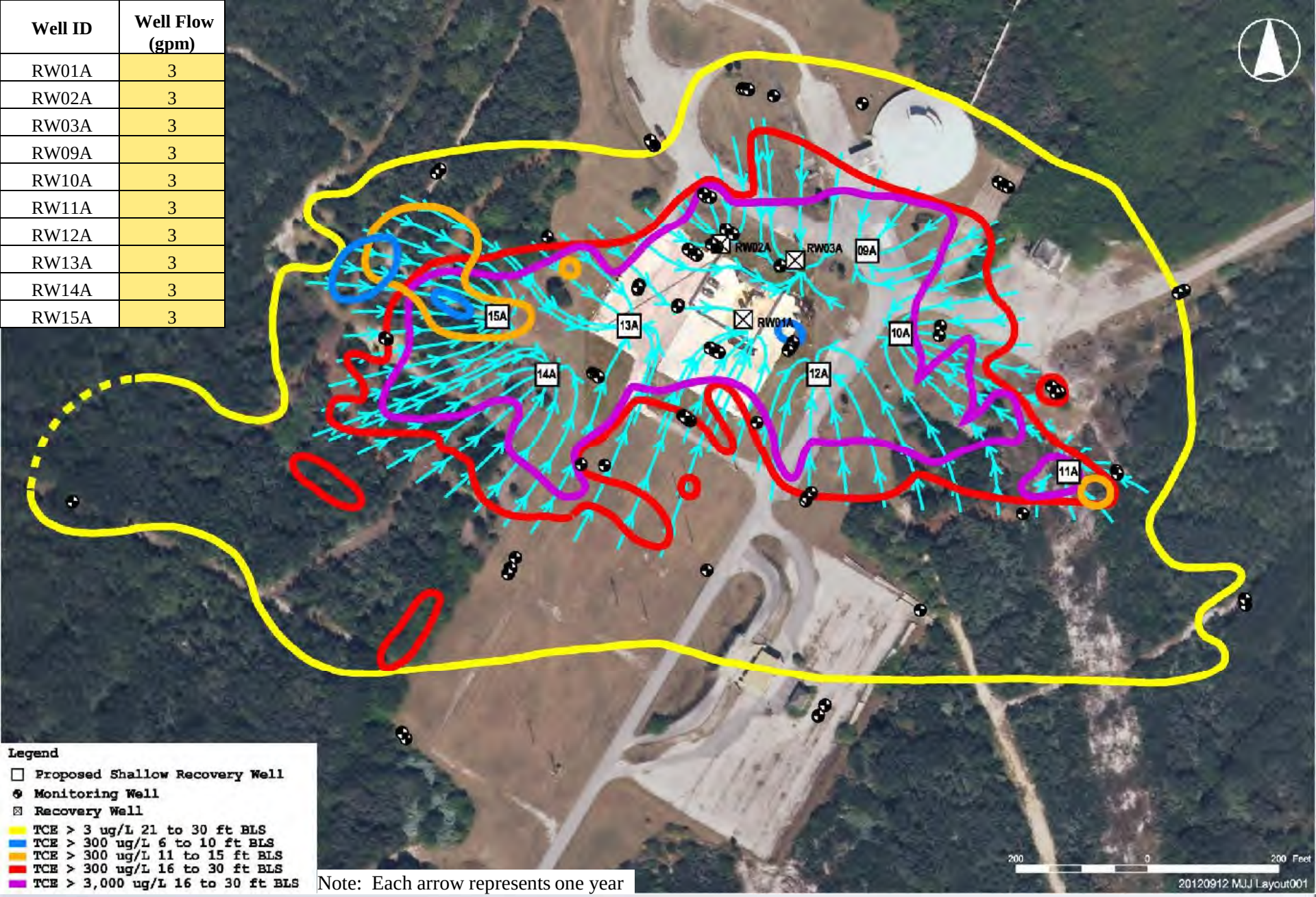

Note: Each arrow represents one year

Shallow Zone Particle Tracking

TETRA TECH

Well ID	Well Flow (gpm)
RW01A	3
RW02A	3
RW03A	3
RW09A	3
RW10A	3
RW11A	3
RW12A	3
RW13A	3
RW14A	3
RW15A	3

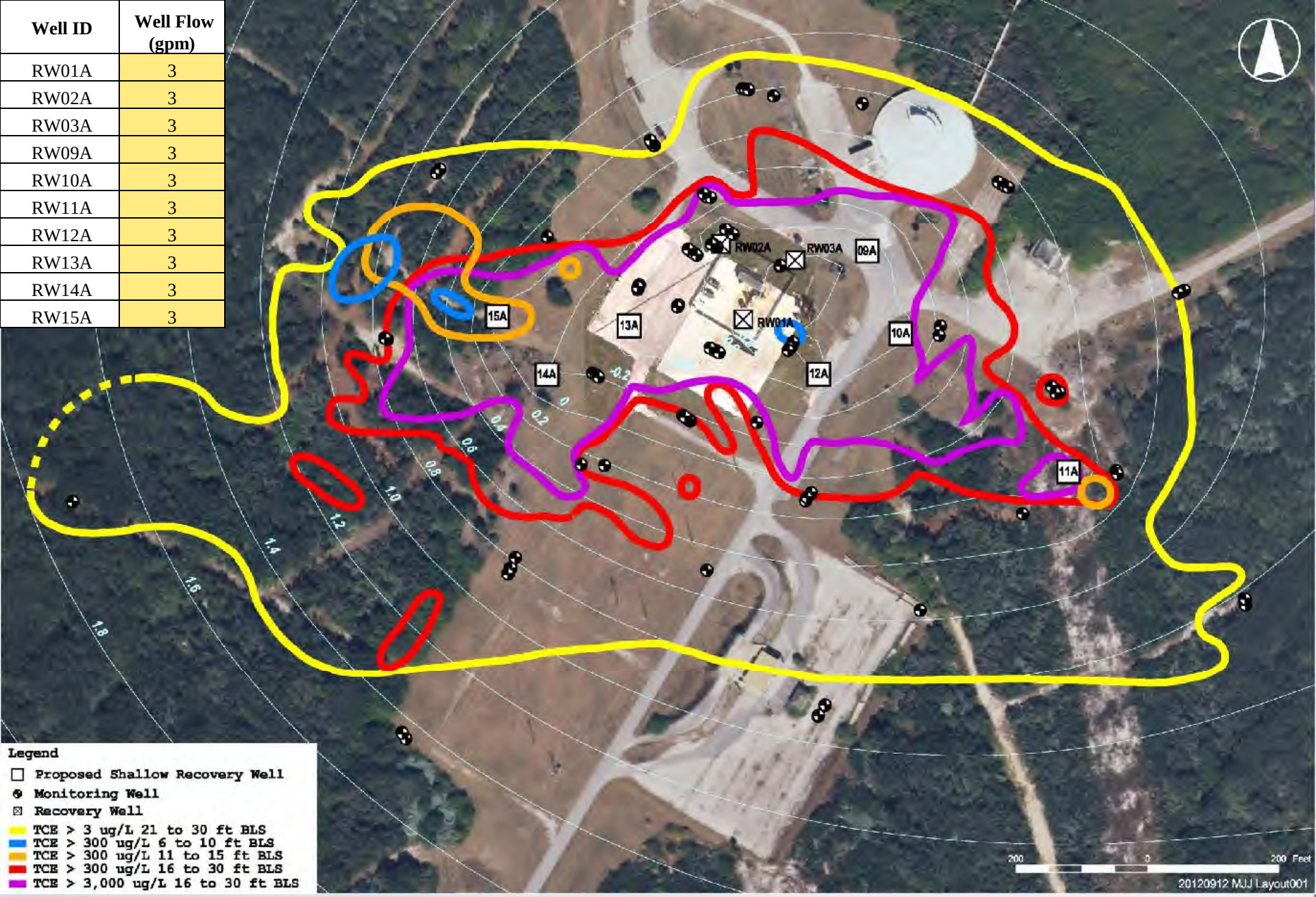

Shallow Zone Potentiometric Surface

TETRA TECH

Shallow Zone Expansion Overview

- Addition of 6 recovery wells
  - 15-45’ bls screen: RW09A through RW14A
  - 5-40’ bls screen: RW15A
- Sonic installation
- Identical construction and completion as existing shallow recovery wells (refer to IMD)
- 6” diameter stainless steel well construction
- Grundfos 5S07-18 submersible pump
  - 0.5 HP pollution recovery motor (4-wire, single-phase, 208V)
  - Replace 0.75 HP motors in RW01A and RW03A with 0.5 HP
    - Motors overheat at lower flows due to throttling/reduced motor cooling
- Trenching network identical to IMD
  - Dedicated 1” HDPE groundwater conveyance lines
  - 4-wire 10THHN pump wire in 1” PVC conduit
  - Electrical pull boxes every 250 feet and at elbows and transitions.

TETRA TECH

Response to Comments – RW14A/15A

Jacobs: Looking at existing performance, RW-01a and RW-02A generate capture zones of around 150 ft. to 175 ft. to the west-southwest. The model predicts that RW-14A and RW-15A will generate a 200 ft. to 300 ft. capture zone to the west-southwest. This may be optimistic. Consider moving these wells out farther from center of plume or adding another well.

Response: Comment noted. Note that during shallow zone capture evaluations a stagnation point with only three wells operating was near 277 feet. With additional pumping in the shallow zone resulting from the expansion, we would expect the overall stagnation distance to increase. The wells were placed in a central plume location with bias towards sampling results to increase mass removals. The particle tracking was used to verify that the plume fringes would be contained and transports times were within reason. Depending on the system treatment process decisions (air stripper modifications) made during the meeting, the pumping rates at these wells could be increased to shorten transport time, if the team feels prudent.

Response to Comments – RW15A

Geosyntec: Is the shallow proposed recovery well RW15A being installed to address Hot Spot 4 as well as Hot Spot 3? The impacts in the Hot Spot 4 area are generally shallow (6 to 15 ft BLS). If recovery well RW15A is being installed to address the Hot Spot 4 area, it is recommended to install the well with a screen interval of 5 to 30 ft BLS. This should allow this recovery well to pull in impacted water from the Hot Spot 4 area.

Response: Comment noted. Note that the expansion to Hot Spot 3 proposed within the Step 1B EE was for expansion of the hydraulic containment system. Language specific to mass removal was not included and solely referenced containment as the primary remedial approach. This response is not to diminish the benefit of mass removal, but to highlight that the entire shallow recovery well network should be viewed to operate as a system of wells for containment. The consistent screen intervals could also have potential advantages of increased ESB influence with reduced recharge near some of the wells.

In the area of RW15A, consistent concentration data gaps exist between 27 to 36 feet bls. Based on this observation, there is a likelihood that HS-level concentrations exist below the comment's proposed well depth of 30 feet bls (not including pump offset). With the intent of focusing on containing Hot Spot 3/4 and also increasing mass removal, the screen interval at RW15A will be modified from 5 to 40 feet bls.

Response to Comments – Shallow Expansion

Geosyntec: Hot Spot 3 was delineated with the vertical intervals of 16 to 30 ft BLS because this interval had the highest concentration of VOCs. For the expansion, it is proposed to install the shallow recovery wells with a screen interval of 15 to 45 ft BLS. Why install the screen interval to 45 ft BLS? Based on the DPT investigation performed by Geosyntec, most of the mass from 35 to 45 ft BLS is underneath the ESB parking lot area. Geosyntec recommends installing the shallow recovery wells with a screen interval of 15 to 30 ft BLS to focus on mass removal.

Response: Based on the orientation of the recovery wells, the Hot Spot 3 wells could supplement aquifer dewatering regionally near the ESB, hence the typical well construction. Note that MIP locations along the periphery of the ESB and Hot Spot 3 contained elevated FID/ECD responses below 35 feet BLS (see MIP05 and 11).

TETRA TECH

MIP also presented in Part 1, Slide 35

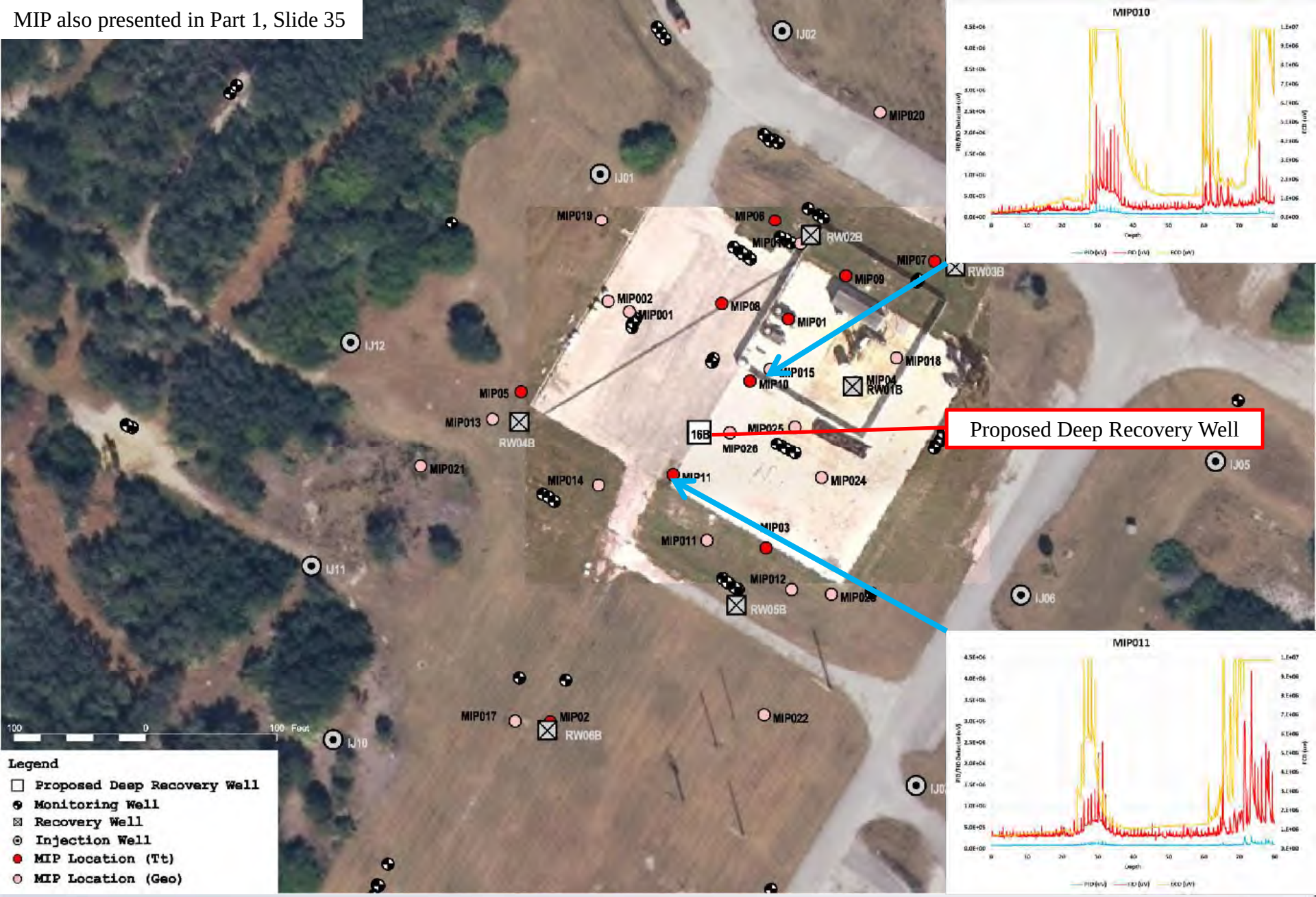

Deep Zone Recovery Well Layout

TETRA TECH

Well ID	Well Flow (gpm)
RW01B	5
RW02B	5
RW03B	3
RW04B	2
RW05B	3
RW06B	2
RW16B	5

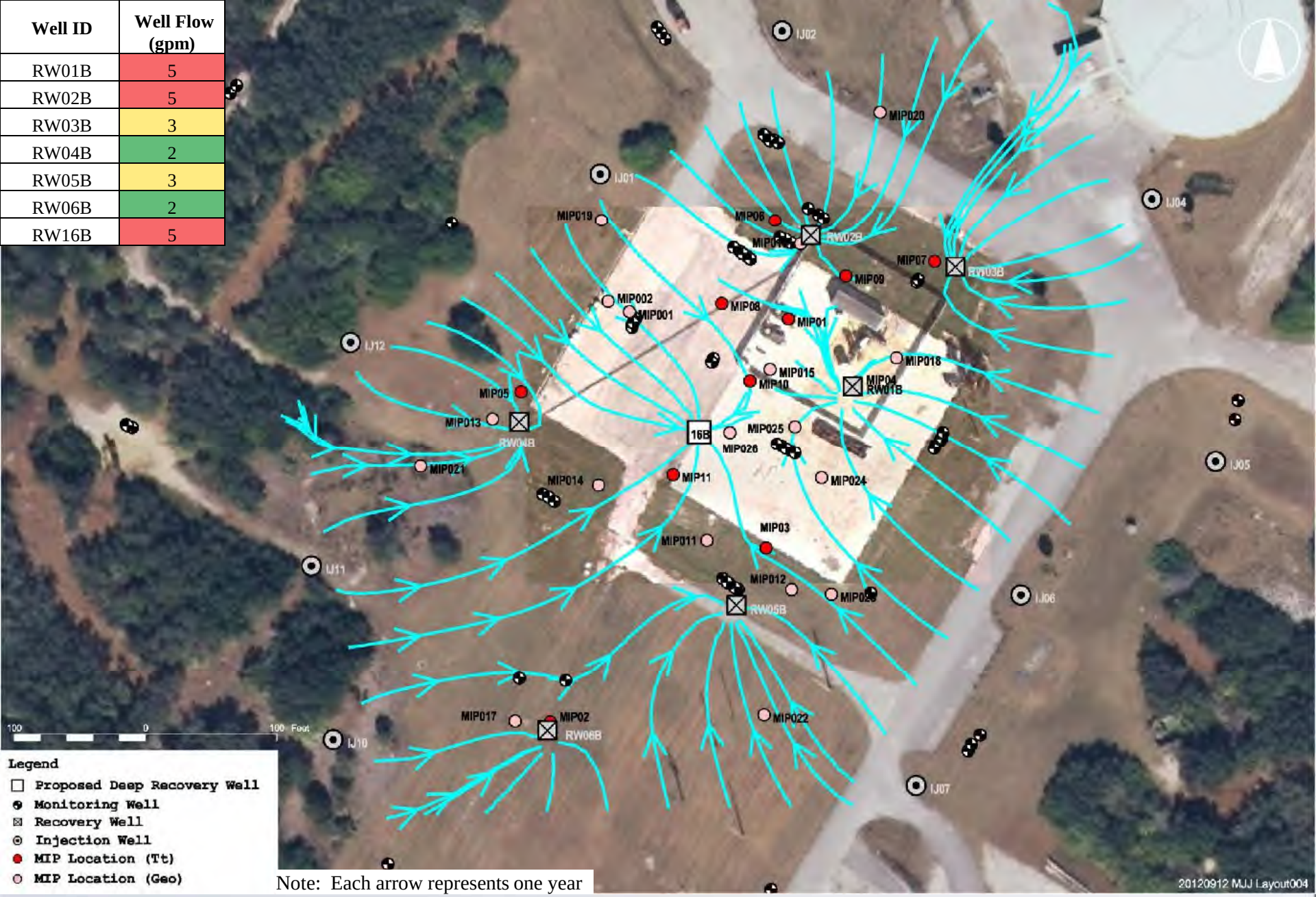

Note: Each arrow represents one year

Deep Zone Particle Tracking

TETRA TECH

Well ID	Well Flow (gpm)
RW01B	5
RW02B	5
RW03B	3
RW04B	2
RW05B	3
RW06B	2
RW16B	5

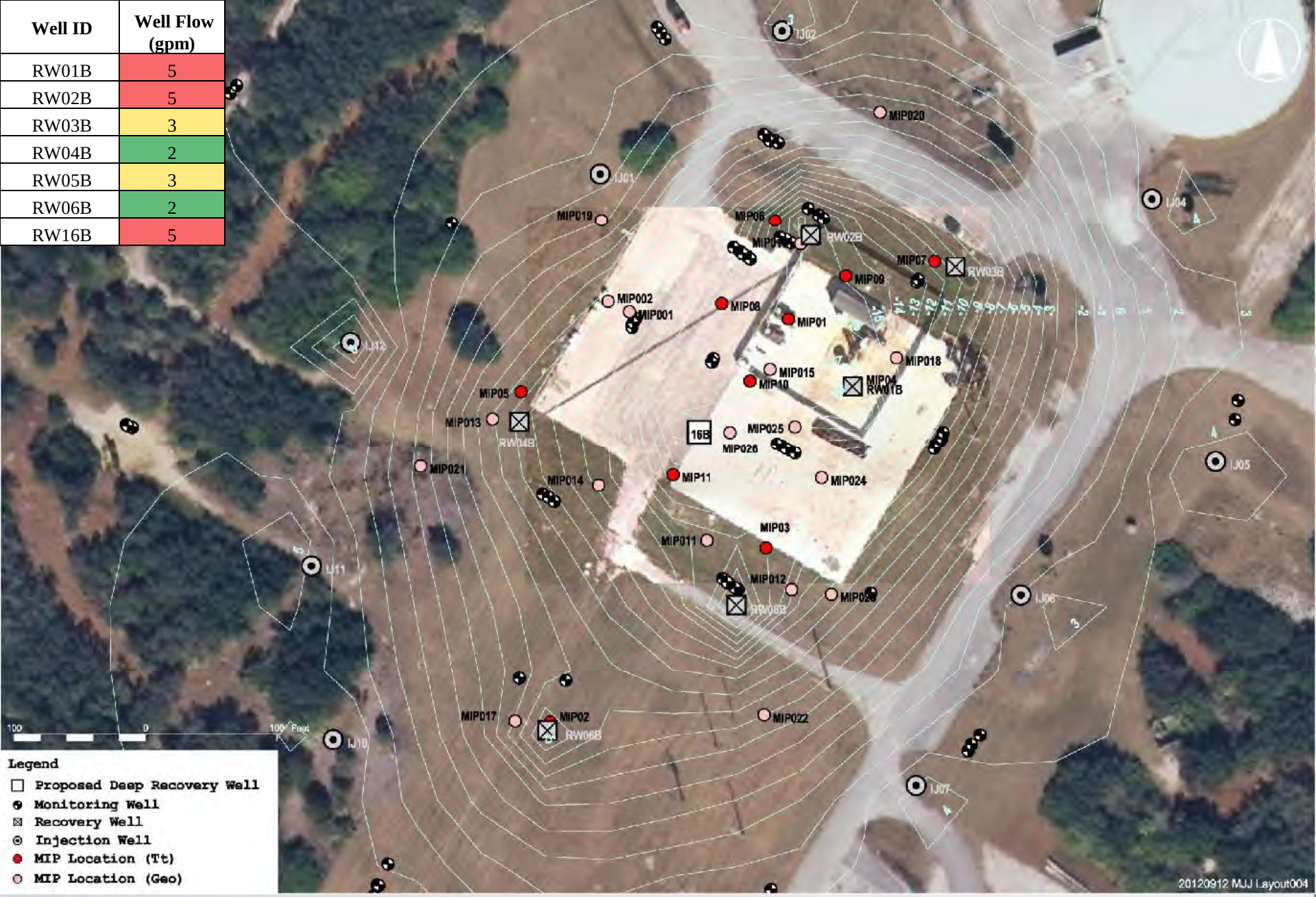

Deep Zone Potentiometric Surface

TETRA TECH

Deep Zone Expansion Overview

- Addition of 1 recovery well
- Sonic installation
- Identical construction and completion as existing deep recovery wells (refer to IMD)
- 6” diameter stainless steel well construction
- Screen set from 50-80’ bls
- Packer set from 49-59’ bls
  - Screen and packer specified so that the bottom of Layer 4 can be extracted, if needed in the future.
- Grundfos 5S07-18 submersible pump
  - 0.75 HP pollution recovery motor (4-wire, single-phase, 208V)
  - Replace 0.75 HP motors in RW03B, RW04B, RW06B with 0.5 HP
    - Motors overheat due to throttling/reduced groundwater motor cooling at lower flows
- Trenching network identical to shallow description

TETRA TECH

Response to Comments – RW16B

Jacobs: Not clear what the purpose of RW-16B. Is it mass removal?

Response: The function of RW-16B is multi-purpose. Based on marked reductions in RW04B and RW05B from influent data trends and MIP observations, the well will function as a mass removal location. Additionally, operation of this well will reduce pumping requirements downgradient and increase focus on containment near the ESB area as the dissolved-phase TCE plume decreases in footprint..

TETRA TECH

Flow Budget/Influent Estimation

		Actual Influent (11/26/2012)		Optimization Adjusted/Predicted Influent		
Well ID	**Well Flow (gpm)**	**TCE (µg/l)**	**Total VOCs (µg/l)**	**TCE (µg/l)**	**Total VOCs (µg/l)**	**Notes:**
RW01B	5	70,800	79,420	77,880	87,362	Assume 10% Concentration increase
RW02B	5	78,100	81,010	93,720	97,212	Assume 20% Concentration increase
RW03B	3	1,820	2,418	2,730	3,627	Assume 50% concentration increase
RW04B	2	4,400	5,029	5,720	6,538	Assume 30% concentration increase
RW05B	3	49,700	53,170	64,610	69,121	Assume 30% concentration increase
RW06B	2	3,380	3,985	3,380	3,985	No modifications; no increase
RW16B *	5	NA	NA	64,610	69,121	Assume similar to RW5B
RW01A	3	94,700	116,047	94,700	116,047	No modifications; no increase
RW02A	3	39,000	53,110	68,250	92,943	Assume 75% concentration increase
RW03A	3	4,520	20,470	6,780	30,705	Assume 50% concentration increase
RW09A*	3	NA	NA	30,000	40,000	Assumed
RW10A*	3	NA	NA	30,000	40,000	Assumed
RW11A *	3	NA	NA	3,000	5,000	Assumed
RW12A *	3	NA	NA	20,000	30,000	Assumed
RW13A *	3	NA	NA	40,000	20,000	Assumed
RW14A *	3	NA	NA	10,000	15,000	Assumed
RW15A *	3	NA	NA	20,000	30,000	Assumed
Combined Infl.		44,200	50,917	NA	NA	
Flow-weighted Average		45,837	53,649	43,081	50,306	

Current Flow Rate (gpm)	39.0
Mass Recovery (lb/d)	25.1
Expansion Flow Rate (gpm)	55.0
Mass Recovery (lb/d)	33.2

*Proposed Recovery Well

TETRA TECH

Response to Comments – Influent

Jacobs: Anticipated mass recovery might be a little high because flow-weighted average may actually get a bit lower since most of the new wells are located on the periphery of the plume.

Response: Acknowledged and included as a conservative means of estimating concentration magnitude for evaluating treatment options.

TETRA TECH

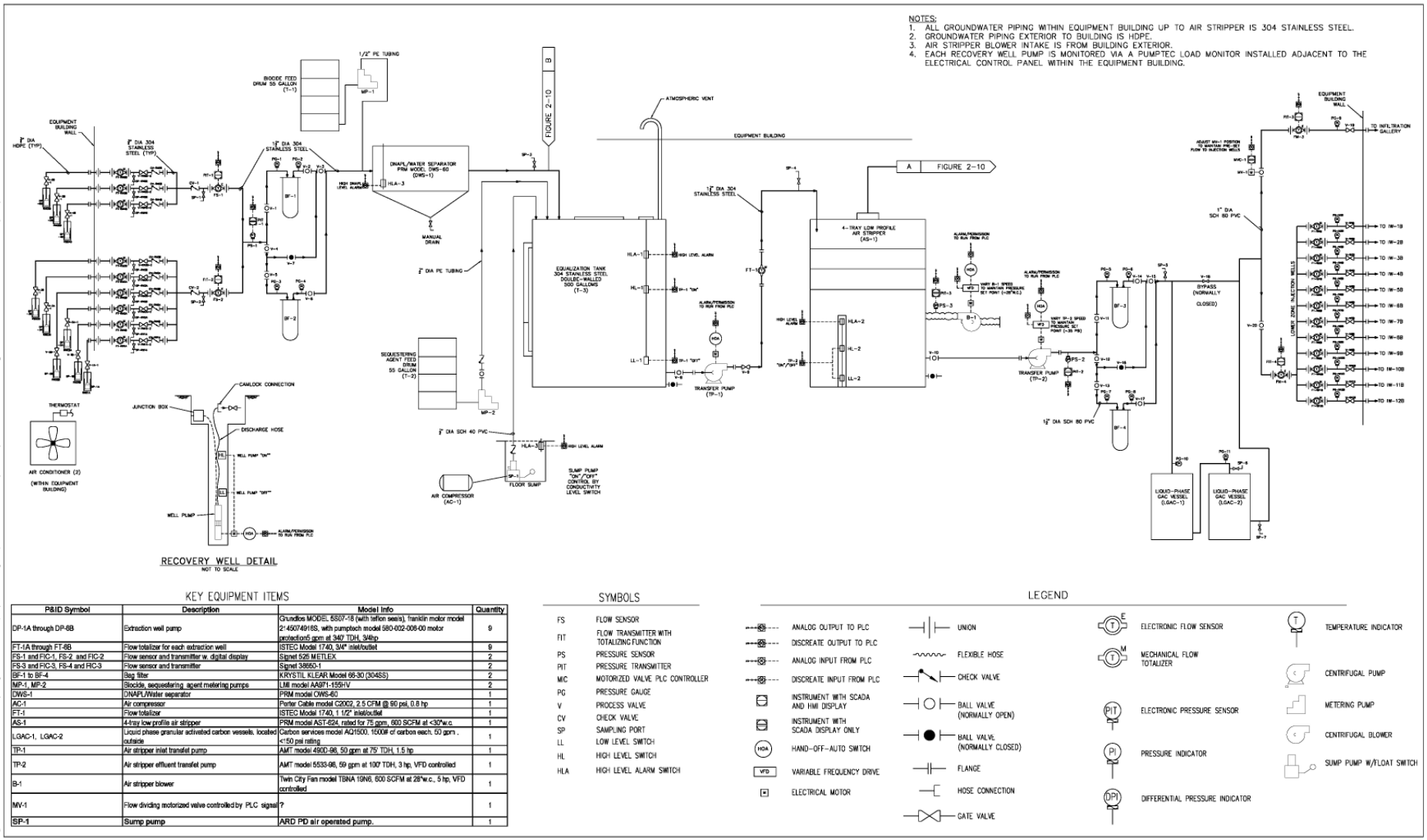

KEY EQUIPMENT ITEMS

P&ID Symbol	Description	Model Info	Quantity
DP-1A through DP-8B	Extraction well pump	Grundfos MODEL 5S07-18 (with teflon seals), franklin motor model 2"45074918S, with pumptech model 580-002-006-00 motor protection5 gpm at 340' TDH, 3/4hp	9
FT-1A through FT-8B	Flow totalizer for each extraction well	ISTEC Model 1740, 3/4" inlet/outlet	9
FS-1 and FIC-1, FS-2 and FIC-2	Flow sensor and transmitter w. digital display	Signet 526 METLEX	2
FS-3 and FIC-3, FS-4 and FIC-3	Flow sensor and transmitter	Signet 3880-1	2
BF-1 to BF-4	Bag filter	KRYSTIL KLEAR Model 66-30 (304SS)	2
MP-1, MP-2	Biocide, sequestering agent metering pumps	LMI model AA971-155HV	2
OWS-1	DNAPL/Water separator	PRM model OWS-60	1
AC-1	Air compressor	Porter Cable model C2002, 2.5 CFM @ 90 psi, 0.8 hp	1
FT-1	Flow totalizer	ISTEC Model 1740, 1 1/2" inlet/outlet	1
AS-1	4-tray low profile air stripper	PRM model AST-624, rated for 75 gpm, 600 SCFM at <30"w.c.	1
LGAC-1, LGAC-2	Liquid phase granular activated carbon vessels, located outside	Carbon services model AQ1500, 1500lf of carbon each, 50 gpm , <150 psi rating	1
TP-1	Air stripper inlet transfer pump	AMT model 490D-98, 50 gpm at 75' TDH, 1.5 hp	1
TP-2	Air stripper effluent transfer pump	AMT model 5533-98, 59 gpm at 100' TDH, 3 hp, VFD controlled	1
B-1	Air stripper blower	Twin City Fan model TBNA 19N6, 600 SCFM at 28"w.c., 5 hp, VFD controlled	1
MV-1	Flow dividing motorized valve controlled by PLC signal	?	1
SP-1	Sump pump	ARD PD air operated pump.	1

SYMBOLS

FS	FLOW SENSOR
FIT	FLOW TRANSMITTER WITH TOTALIZING FUNCTION
PS	PRESSURE SENSOR
PIT	PRESSURE TRANSMITTER
MIC	MOTORIZED VALVE PLC CONTROLLER
PG	PRESSURE GAUGE
V	PROCESS VALVE
CV	CHECK VALVE
SP	SAMPLING PORT
LL	LOW LEVEL SWITCH
HL	HIGH LEVEL SWITCH
HLA	HIGH LEVEL ALARM SWITCH

LEGEND

- ANALOG OUTPUT TO PLC
- DISCREATE OUTPUT TO PLC
- ANALOG INPUT FROM PLC
- DISCREATE INPUT FROM PLC
- INSTRUMENT WITH SCADA AND HMI DISPLAY
- INSTRUMENT WITH SCADA DISPLAY ONLY
- HAND-OFF-AUTO SWITCH
- VARIABLE FREQUENCY DRIVE
- ELECTRICAL MOTOR
- UNION
- FLEXIBLE HOSE
- CHECK VALVE
- BALL VALVE (NORMALLY OPEN)
- BALL VALVE (NORMALLY CLOSED)
- FLANGE
- HOSE CONNECTION
- GATE VALVE
- ELECTRONIC FLOW SENSOR
- MECHANICAL FLOW TOTALIZER
- ELECTRONIC PRESSURE SENSOR
- PRESSURE INDICATOR
- DIFFERENTIAL PRESSURE INDICATOR
- TEMPERATURE INDICATOR
- CENTRIFUGAL PUMP
- METERING PUMP
- CENTRIFUGAL BLOWER
- SUMP PUMP W/FLOAT SWITCH

\pt23.04,26.88,30.72:H:\may 11 backup\Kennedy Space Center\PIDs\2213FG009lt.dwg PIT BORIS.DYNKIN 3/11/2011 1:51:20 PM

Full size figure provided as attachment

Existing Piping & Instrumentation Diagram

TETRA TECH

System Modification Variables

- Increase system flow rate from 39 to 55 gpm
- Existing stripper limited to flows near 42 gpm when operated at 600 cfm
  - When >42 gpm, excessive moisture carryover (CatOx detriment)
  - Vertical expansion of tray stripper already maximized
- CatOx flow must remain 600 cfm
- Increase in estimated mass loading from 25 to 33 lb/d
- Increased flow will require proportionally higher biodispersant (Redux 620) addition
- Height/space limitations for expansion equipment
  - 84” maximum height clearance
- 2 gpm/well reinjection; 31 gpm infiltration gallery discharge
- Considered use of mobile air strippers, but screened out due to:
  - Air flow capacity too high
  - Air discharge pressure too high
  - Age and durability of air strippers of concern for site application

System Modification Summary

- Add Pumptec pump contollers for each new pump
- Wire RW07B into spare pump control slot in control panel
- Add secondary shallow pump control panel H/O/A switch and cycle timers
- Wire expansion control panel into spare pump slot with H/O/A and PLC input
- Add manifold for 8 new extraction wells (typical of existing)
  - Manifold will tie directly into existing manifold
- Remove DNAPL separator
- Move EQ tank to DNAPL separator location
- Upgrade air stripper (see subsequent slides)

TETRA TECH

Response to Comments – System Mods.

Jacobs: Are we comfortable removing the DNAPL separator? Is it no longer necessary? Is keeping it an additional cost, until the new pumping regime is instituted and normalized?

Response: The separator has not recovered observable, drainable, separate phase NAPL (even during startup). Note that the process of pumping, conveying, manifolding, and filtering, results in a very high probability of any recoverable NAPL being mixed into dissolved phase. Along with the additional footprint of the unit, the unit increases the process retention time. The increased retention time could provide a means for bacterial growth, which affects air stripper performance and maintenance.

TETRA TECH

Response to Comments – Air Stripper

Geosyntec: Is the air stripper limited to flow rates of 42 gpm because of excessive moisture carryover only or is the stripper not capable of reducing VOC concentrations at that flow rate (though liquid phase GAC provides polishing)? If the excessive moisture is the only issue, can a moisture knock out trap be installed to eliminate that issue? The fluids collected in the moisture separator can simply be re-routed to the equalization tank. If the moisture carryover is the only issue, this would eliminate need to upgrade or add another air stripper in series.

Response: Response: When notable moisture carryover occurs, the headspace in the top and false trays blinds, which results in an increase in back pressure and reduced flow. The reduced flow results in decreased air stripper phase transfer efficiency. The issue is at the air stripper not at the moisture separator. As shown on the P&ID the condensate is rerouted back to the air stripper intake. The existing air stripper is not adequate to increase process flows to meet additional hydraulic loading and upgrades are required to meet the expansion.

Treatment Modification Option A

- Replumb lines to and between manifolds and EQ tank
- Replace current air stripper with QED EZ Tray 12.6 air stripper package (rated for up to 120 gpm, 600 scfm)
  - Skid-mounted, including:
    - 7.5 HP regenerative blower; 2 HP transfer pump
    - Local control panel (tied into existing control panel for overall on/off/alarm functionality)
  - 73”(W) x 71”(L) x 107”(H) footprint [plus ~1’(H) outlet connection]
  - Will require secondary building enclosure due to footprint (or roof mod.)
- QED modeler run for several flow and concentration conditions to verify performance and accommodate influent fluctuations/process modifications
- Flow rate up to 80 gpm treats below influent stream to TCE<3µg/l
  - TCE: 50,000 µg/l; cDCE: 25,000 µg/l; VC: 10,000 µg/l
- Flow rate up to 65 gpm treats below influent stream to TCE<3µg/l
  - TCE: 100,000 µg/l; cDCE: 50,000 µg/l; VC: 20,000 µg/l

TETRA TECH

Treatment Modification Option B

- Add venturi air stripper package prior to existing air stripper (in series)
  - Rated for up to 80 gpm; 50% target aqueous to vapor mass transfer
  - Passive approach, considering notable mass transfer
  - 500 gal tank with pump controls and integral control panel
  - 2 HP recirculation transfer pump (1 pass); 1.5 HP discharge transfer pump
  - 100 cfm induced draft blower tied into moisture separator to CatOx
- Replumb lines to and between manifolds, EQ tank, and venturi stripper
- With added mass removal component, existing air stripper will be tested to operate at higher pumping rate and lower air flow rate (500 cfm)
  - Use mobile lab for modification testing
- If treatment performance is not met, replace venturi and current air stripper with QED EZ Tray 12.6 air stripper package (rated for 120 gpm, 600 scfm)



Treatment Modification Evaluation

- Option A Advantages:
  - Specified air stripper capable of wide range of flow and concentration conditions
  - Easily integrated into system with minimal controls modifications
  - Allows for optimization with less emphasis on minimizing pumping rate impacts
  - Existing stripper showing signs of wear/degradation, requiring eventual replacement
- Option A Disadvantages:
  - High mass removal required within one treatment stage
  - Footprint requirements; requires secondary building and additional plumbing
- Option B Advantages:
  - Fairly passive primary treatment process
  - Lower costs than upgrading air stripper
  - Tiered mass removal spreads mass removal requirements over 2 stages
- Option B Disadvantages:
  - Added complexity/equipment
  - Additional processes require additional modification of controls
  - Unknown performance of existing air stripper at lower air flow and higher pumping rate may require adoption of Option A, if performance inadequate
- **Option A preferred option**
  - **Team discussion in preferred treatment approach**

TETRA TECH

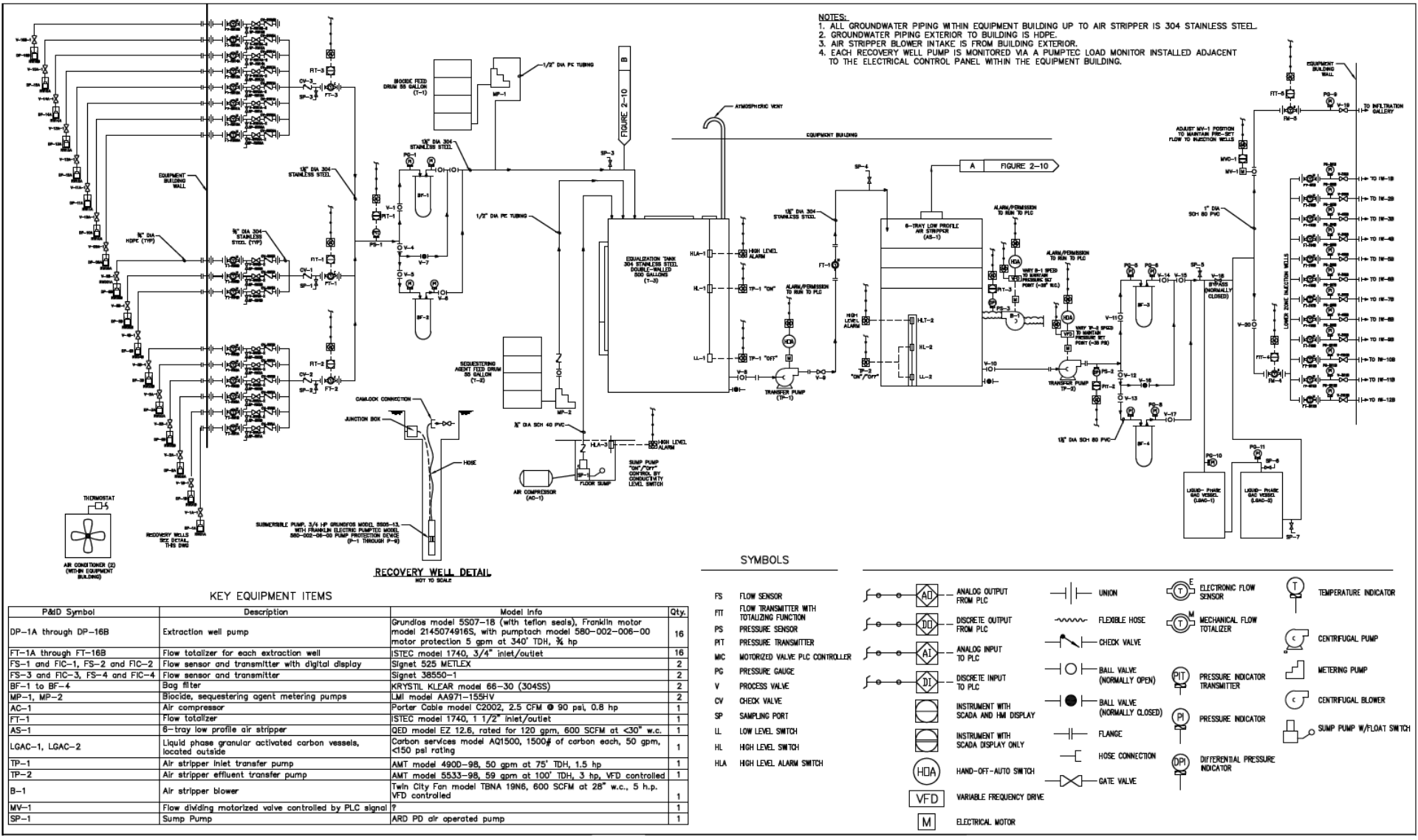

KEY EQUIPMENT ITEMS

P&ID Symbol	Description	Model Info	Qty.
DP-1A through DP-16B	Extraction well pump	Grundfos model 5S07-18 (with teflon seals), Franklin motor model 2145074916S, with pumptach model 580-002-006-00 motor protection 5 gpm at 340' TDH, ¾ hp	16
FT-1A through FT-16B	Flow totalizer for each extraction well	ISTEC model 1740, 3/4" inlet/outlet	16
FS-1 and FIC-1, FS-2 and FIC-2	Flow sensor and transmitter with digital display	Signet 525 METLEX	2
FS-3 and FIC-3, FS-4 and FIC-4	Flow sensor and transmitter	Signet 38550-1	2
BF-1 to BF-4	Bag filter	KRYSTIL KLEAR model 66-30 (304SS)	2
MP-1, MP-2	Biocide, sequestering agent metering pumps	LMI model AA971-155HV	2
AC-1	Air compressor	Porter Cable model C2002, 2.5 CFM @ 90 psi, 0.8 hp	1
FT-1	Flow totalizer	ISTEC model 1740, 1 1/2" inlet/outlet	1
AS-1	6-tray low profile air stripper	QED model EZ 12.6, rated for 120 gpm, 600 SCFM at <30" w.c.	1
LGAC-1, LGAC-2	Liquid phase granular activated carbon vessels, located outside	Carbon services model AQ1500, 1500# of carbon each, 50 gpm, <150 psi rating	1
TP-1	Air stripper inlet transfer pump	AMT model 490D-98, 50 gpm at 75' TDH, 1.5 hp	1
TP-2	Air stripper effluent transfer pump	AMT model 5533-98, 59 gpm at 100' TDH, 3 hp, VFD controlled	1
B-1	Air stripper blower	Twin City Fan model TBNA 19N6, 600 SCFM at 28" w.c., 5 h.p. VFD controlled	1
MV-1	Flow dividing motorized valve controlled by PLC signal	?	1
SP-1	Sump Pump	ARD PD air operated pump	1

Full size figure provided as attachment

Proposed Piping & Instrumentation Diagram

TETRA TECH

Construction Overview

- Install new recovery wells via sonic drilling
  - 1 shallow RW (5-40'bls); 6 shallow RW (15-45' bls screen)
  - 1 deep RW (50-80' bls screen)
- Trench to the 8 new recovery wells
  - Install dedicated 1" HDPE conveyance piping, wiring, and conduit
  - Install tracer wire and utility warning tape 12" from surface grade
  - Backfill trenches
- Remove DNAPL separator
- Upgrade air stripper and ancillary equipment/enclosure
- Construct new manifold for shallow expansion wells
- Install pump controllers and secondary pump control panel
- Integrate pump wiring and lines into system manifold
- Commission and perform startup testing

Response to Comments – RW Depth

Geosyntec: Slide 22: States proposed deep recovery well screen interval is 70 to 80 ft BLS. This is different than what was presented in part 1. Please verify screen interval.

Response: Typographical error. Correct screen interval is 50-80 feet bls as presented in Part 1 (Slide 35) and Part 2 (Slide 16).

TETRA TECH

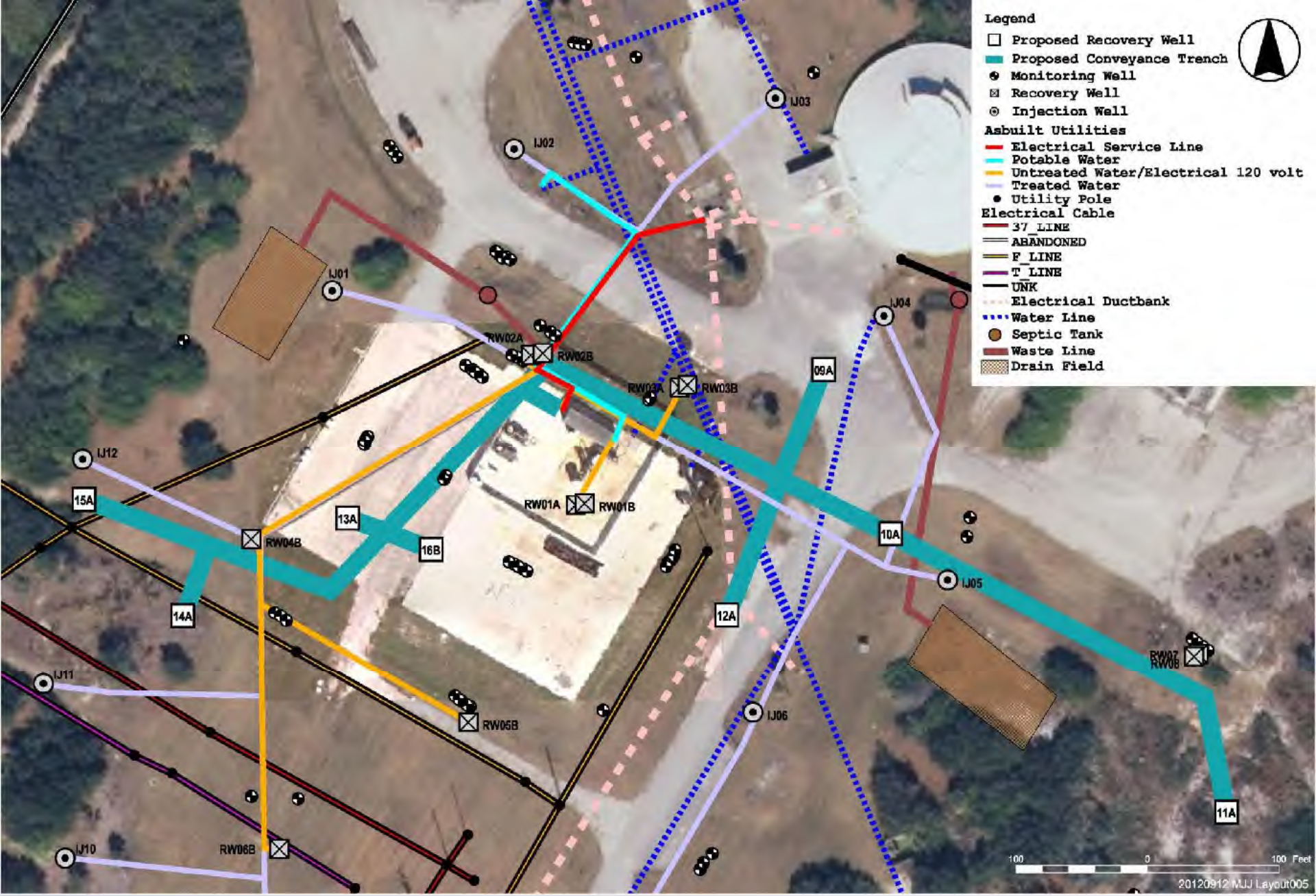

Trenching Layout Plan

TETRA TECH

Permitting

- Permitting/Authorizations:
  - Site Planning Authorization
  - KSC Environmental Checklist
  - SJRWMD Well Permitting (recovery wells >5” diameter)
  - Utility Locate/Excavation Permit
  - MOT Plan
  - Site-Specific Health and Safety Plan Addendum

TETRA TECH

Implementation Work Plan Addendum

- Capture expansion design details resulting from Step 4C EE
  - IMD and HS2/DSZ IWP used as design basis for IWP Addendum
- Contents:
  - Site Background/IM Summary
  - Permitting Requirements, Site Controls, and Mobilization
  - Extraction Well Details and Installation
  - Infrastructure Details and Installation
  - System Modifications
  - Expansion Commissioning, Start-up, and OM&M
  - Waste Management Procedures
  - Remediation Management
  - Appendices
    - Design calculations
    - Equipment Cut-sheets
    - Permits
    - Schedules
    - Field Forms

TETRA TECH

Future Shallow Flow Optimization

- Optimization planned once flow can be adjusted from other wells to focus recovery in locations of high shallow TCE hits from DPT investigation
- Depending on treatment scenario selected, can implement upon upgrade
- Model run to increase capture in western ESB area
  - Increase RW2A from 3 to 5 GPM
  - Increase RW13A from 3 to 5 GPM

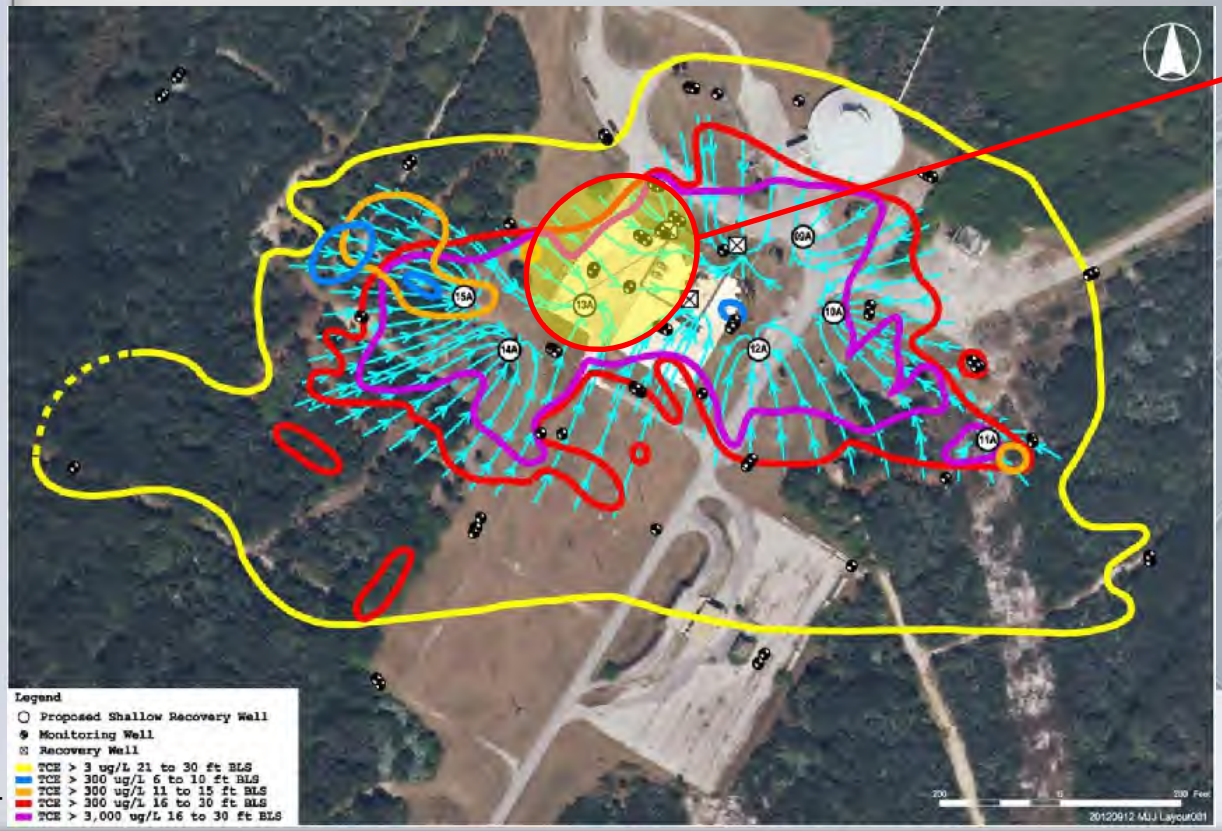

Optimization Focus Area

TETRA TECH

Well ID	Well Flow (gpm)
RW01A	3
RW02A	5
RW03A	3
RW09A	3
RW10A	3
RW11A	3
RW12A	3
RW13A	5
RW14A	3
RW15A	3

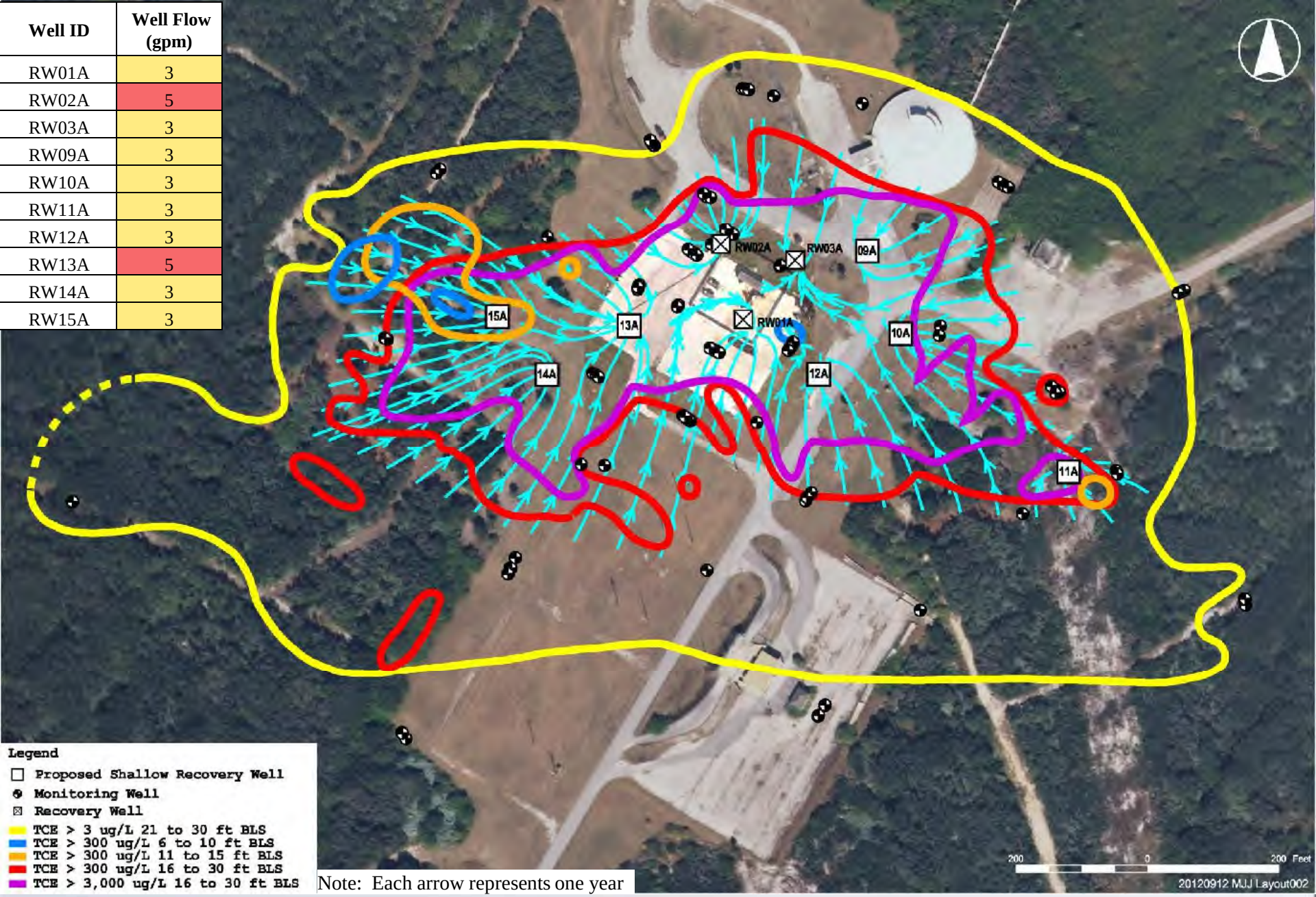

Note: Each arrow represents one year

Shallow Zone Phase II Pumping

TETRA TECH

Well ID	Well Flow (gpm)
RW01A	3
RW02A	5
RW03A	3
RW09A	3
RW10A	3
RW11A	3
RW12A	3
RW13A	5
RW14A	3
RW15A	3

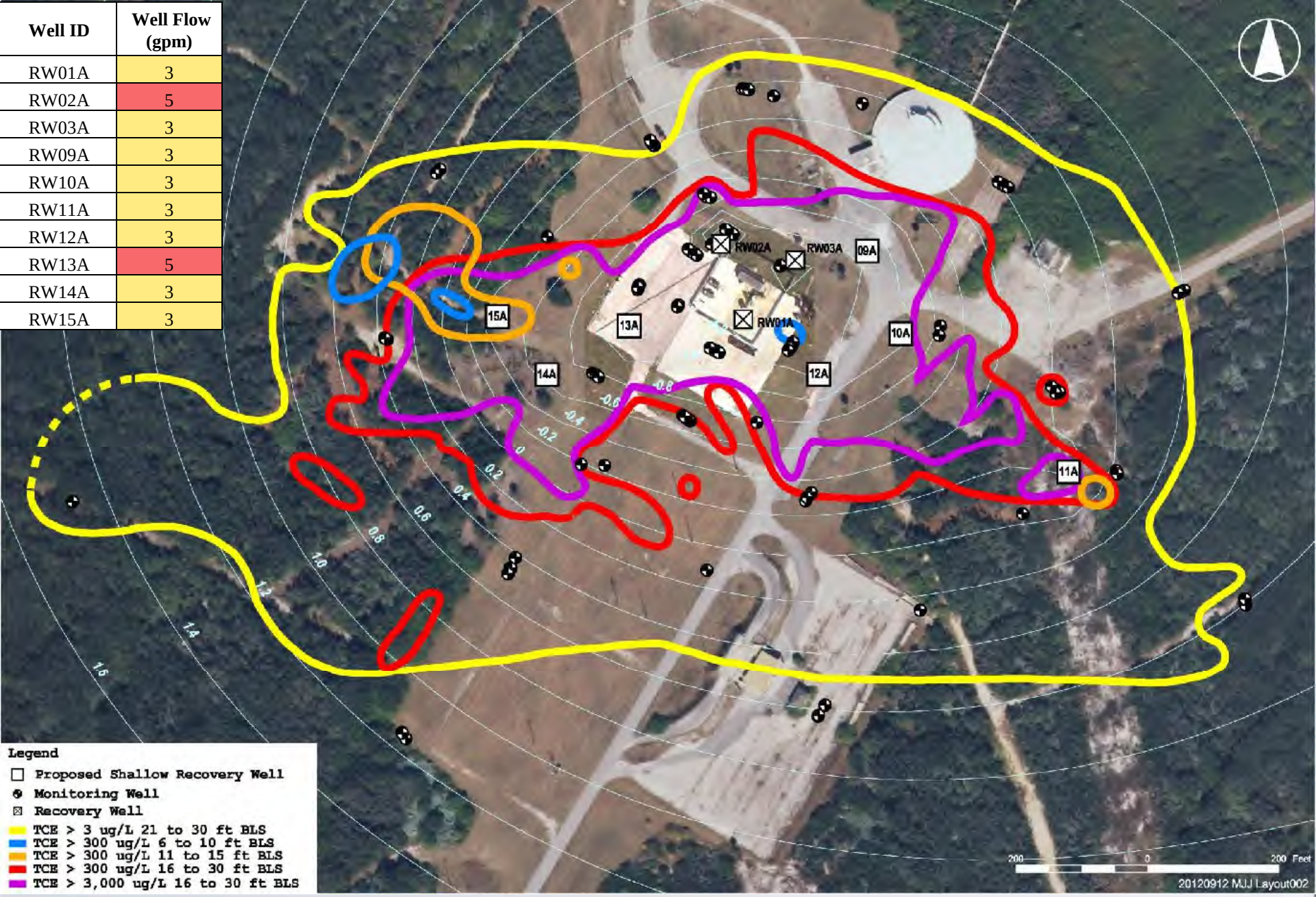

Shallow Zone Phase II Pumping

TETRA TECH

Consensus Statement

- Request consensus for:
  - Shallow zone expansion of 7 recovery wells at proposed locations and construction
  - Deep zone expansion of 1 recovery well at proposed location and construction
  - Proposed pumping rates
    - Deep well optimization/packering implemented following meeting
    - Shallow well optimization following HS3/4 expansion
  - Proposed system modifications and upgrades
  - System construction plans (existing IMD/IMWP used as typical construction details for expansion)

TETRA TECH

FINAL REPORT

Hydraulic Profiling Tool (HPT)

KSC/CCAFS – LC34

Cape Canaveral, FL



Performed by:

KB Labs, Inc.

Prepared for:

Tetra Tech

January 2013

KB Labs, Inc.
6821 SW Archer Road, Gainesville, FL 32608 Phone: 352-367-0073 Web: www.kbmobilelabs.com

HPT Data Report

Acronyms and Abbreviations:

HPT	**-**	**Hydraulic Profiling Tool**
DPT	**-**	**Direct Push Testing**
EC	**-**	**Electrical Conductivity**
String-pot	**-**	**Linear transducer utilized for depth measurements within HPT system**
Trunkline	**-**	**An assembly of wires and tubing in a protective jacketing, connecting the down-hole portion of the HPT system to the system controller**
Response Test	**-**	**Test performed on the HPT system at the beginning and end of each HPT boring to monitor HPT Probe's proper operation and determine atmospheric pressure**
Est. K	**-**	**Estimated Hydraulic Conductivity**

Introduction:

As a subcontractor to Tetra Tech, KB Labs mobilized a Hydraulic Profiling Tool (HPT) unit to KSC/CCAFS-LC34 located in Cape Canaveral, FL, providing Hydraulic Profiling Tool/Electrical Conductivity (HPT/EC) logging. Based on the initial SOW, KB Labs was scheduled to perform HPT/EC logging for two days. Environmental Drilling Services (EDS) of Orlando, FL, was subcontracted by KB Labs to provide the DPT platform to push the HPT/EC probe.

The purpose of the site investigation was to further define the vertical and lateral hydraulic profile of the subsurface looking for contaminant transport zones to aid in a more accurate sampling plan. Borings were scheduled to be typically completed to approximately either 40 ft bgs or 80 ft bgs.

Equipment utilized on site:

- **Environmental Data Acquisition Vehicle carrying custom built MIP, HPT, CPT, and EC systems**
- **DPT sampling machines: Geoprobe 6620DT [EDS]**
- **Portable computers and printer**
- **Data processing software**

HPT Description:

Hydraulic Profiling Tool (HPT) System: A system manufactured by Geoprobe Systems® to evaluate the hydraulic behavior of subsurface soil. The tool is advanced through the subsurface at a constant rate while water is injected through a screen on the side of the probe. An in-line pressure sensor measures the pressure response of the soil to water injection. The pressure response identifies the relative ability of a soil to transmit water. Both pressure and flow rate are logged versus depth.

The HPT system features automatic depth measurement utilizing a linear transducer ("stringpot") attached to the side of the DPT probe. A Wenner array is integrated into the HPT probe. This allows a user to collect soil electrical conductivity (EC) data for lithologic interpretation. In general, the higher the electrical conductivity value, the smaller the grain size, and vice versa. However, other factors can affect EC, such as mineralogy and pore water chemistry (brines, extreme pH, contaminants). Conversely, the HPT pressure response is independent of these chemical and mineralogical factors.

The HPT probe is linked to a control box where the signal is received by a field computer. The signal from the probe is matched with precise depth measurements and logged on the screen. The HPT operator is able to read real time data showing changes in soil conductivity and hydraulic profile.

Data collection occurs in real time by connecting the controller to the field instrument. The field instrument collects, stores and displays transducer pressure, flow rate and electrical conductivity, line pressure, probe rate, and diagnostic parameters, with depth.

Since the HPT pressure response is analogous to relative changes in the ability to transmit water (and therefore the relative change in dominant grain size), the HPT system can be used to identify potential contaminant migration pathways. Similarly, it can help identify zones for remedial material injection or provide qualitative guidance on how difficult injection may be in different zones of the formation.

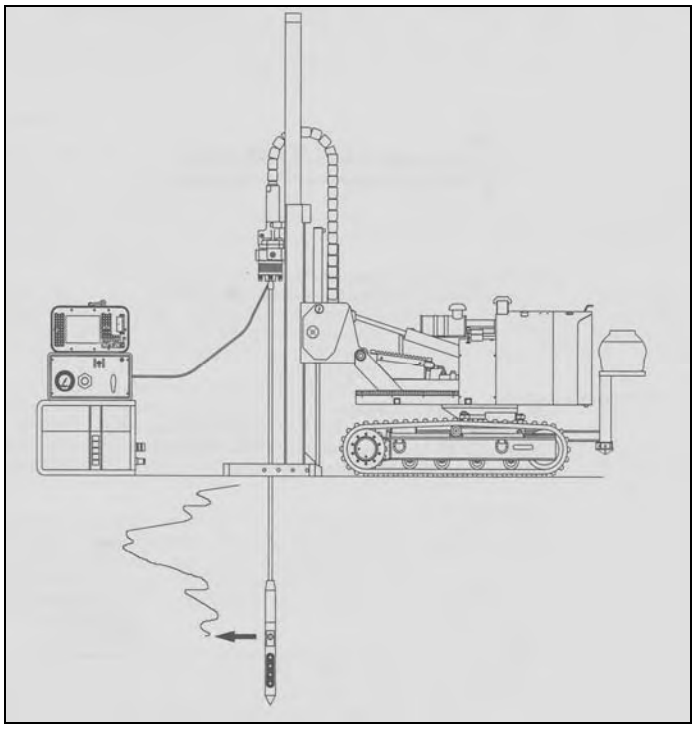

Figure 1. The HPT System

HPT Response Tests

Response testing is used to evaluate any changes that occur in the HPT screen after it is advanced in the subsurface, and aids in accurately determining static water levels. Field testing is required before and after the first log, and after each additional log to verify the screen is not damaged or clogged. If clogged or damaged, remove the screen for cleaning or replacement, as appropriate.

The response is completed submersing the HPT probe into the HPT reference tube measuring the pressure with the water flow on and off. Ideally, the pressure difference observed between the upper and lower water level, both with and without flow, is 0.217 psi. If the pressures observed vary significantly from this value, corrective measures may be required. Additional purging of the trunkline or replacement of the HPT screen may be necessary.

HPT Dissipation Tests

Dissipation tests are performed using the HPT below the water table to determine the static pressure at a particular depth which is used to determine the static water table, correct the hydraulic pressure profile, and provide an estimated hydraulic conductivity (Est. K) value. Once the HPT probe is advanced below the water table, measurements may be performed to determine the static water level (see Figure 2).

Dissipation test measurements may be performed at multiple depths during one log and plotted versus depth. Non linear variations of pressure vs. depth may indicate vertical gradients within the formation. Static water level calculations will require static pressure and depth data, as well as pre- and post-test response data measured at the top of the reference tube at zero flow. Since the HPT system uses an absolute pressure transducer to measure in-situ pressures, pre- and post-test data must be changed to reference atmospheric pressure.

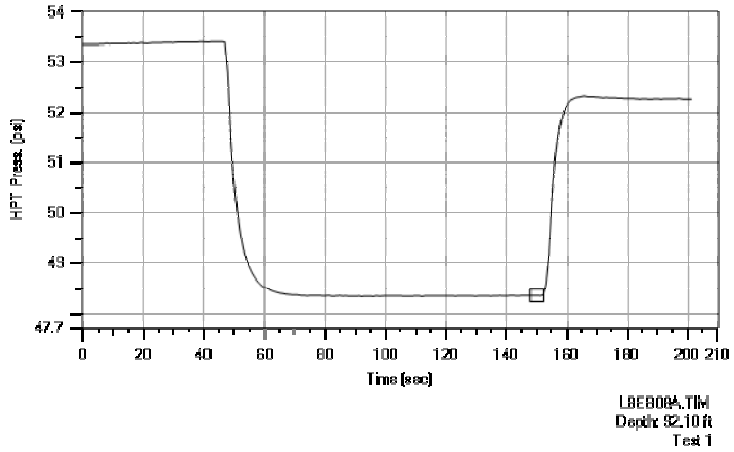

Figure 2: Dissipation Test Example.

Data Narrative

HPT/EC logging operations commenced on Tuesday, January 8, 2013, continuing until the morning of Thursday, January 10, 2013.

Six (6) HPT/EC borings were logged all to a depth of 80'. At total footage of about 560' was logged over the three days. Following each HPT/EC boring, a hardcopy HPT/EC log was provided to the onsite Tetra Tech POC onsite and emailed offsite to the Tetra Tech PM.

Because of EC failure starting at 50' bgs during boring HPT4, the boring was relogged (HPT4R).

Pressure grouting of the HPT/EC boring and steam-cleaning of the probe and rods were completed after each boring as per KSC requirements for LC34.

Please refer to the attached summary of HPT/EC logs.

This electronic report is a part of a comprehensive data set provided in digital format.

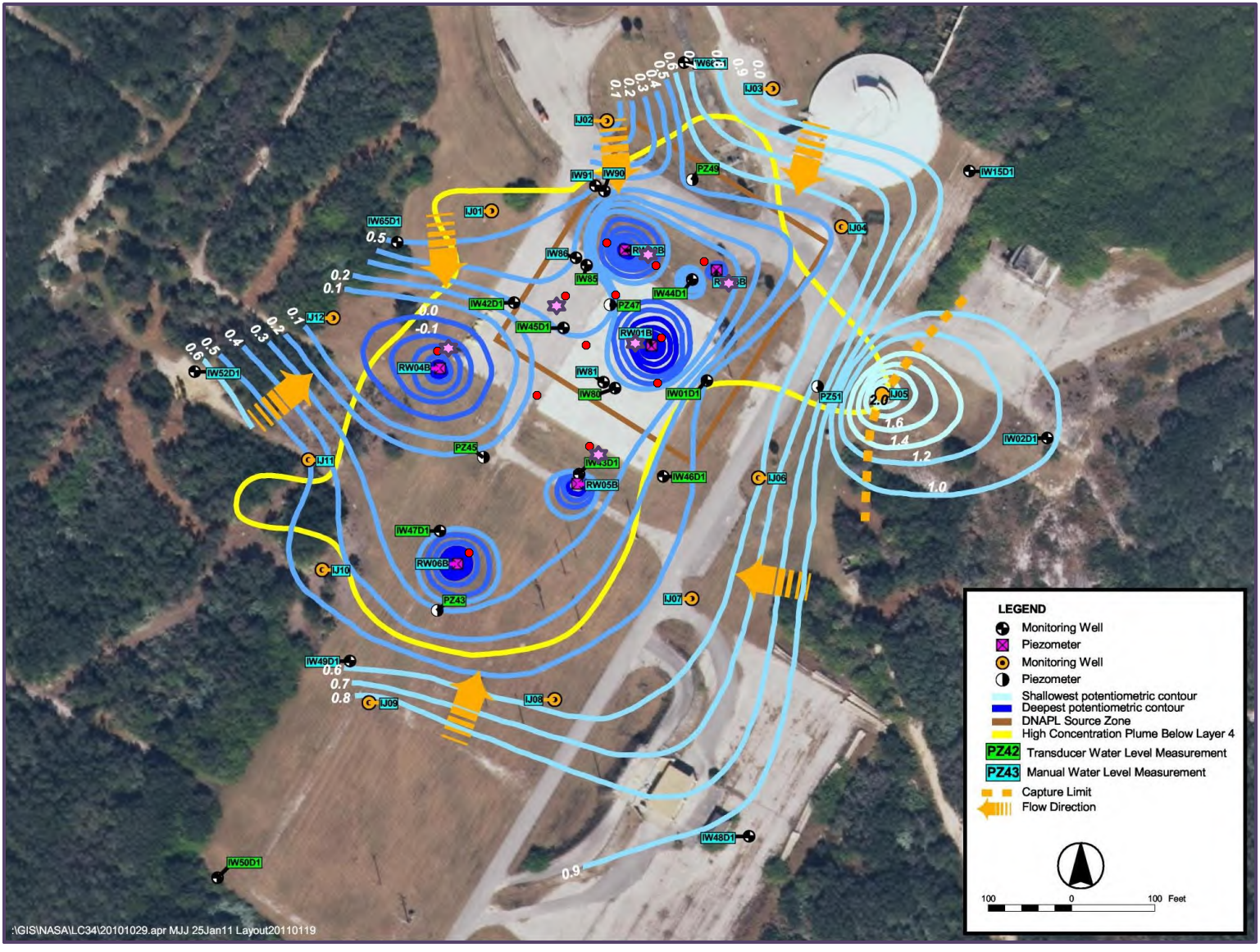

LEGEND
Monitoring Well
Piezometer
Monitoring Well
Piezometer
Shallowest potentiometric contour
Deepest potentiometric contour
DNAPL Source Zone
High Concentration Plume Below Layer 4
PZ42 Transducer Water Level Measurement
PZ43 Manual Water Level Measurement
Capture Limit
Flow Direction
100 0 100 Feet
IW15D1
IW65D1
IW52D1
IW02D1
IW49D1
IW48D1
IW50D1
IW91
IW90
IW86
IW85
IW42D1
IW45D1
IW44D1
IW81
IW80
IW01D1
IW43D1
IW46D1
IW47D1
IW46D1
IJ01
IJ02
IJ03
IJ04
IJ05
IJ06
IJ07
IJ08
IJ09
IJ10
IJ11
IJ12
PZ49
PZ47
PZ45
PZ51
PZ43
RW01B
RW04B
RW05B
RW06B
0.5
0.2
0.1
0.0
-0.1
0.6
0.7
0.8
0.9
2.0
1.6
1.4
1.2
1.0
:\GIS\NASA\LC34\20101029.apr MJJ 25Jan11 Layout20110119

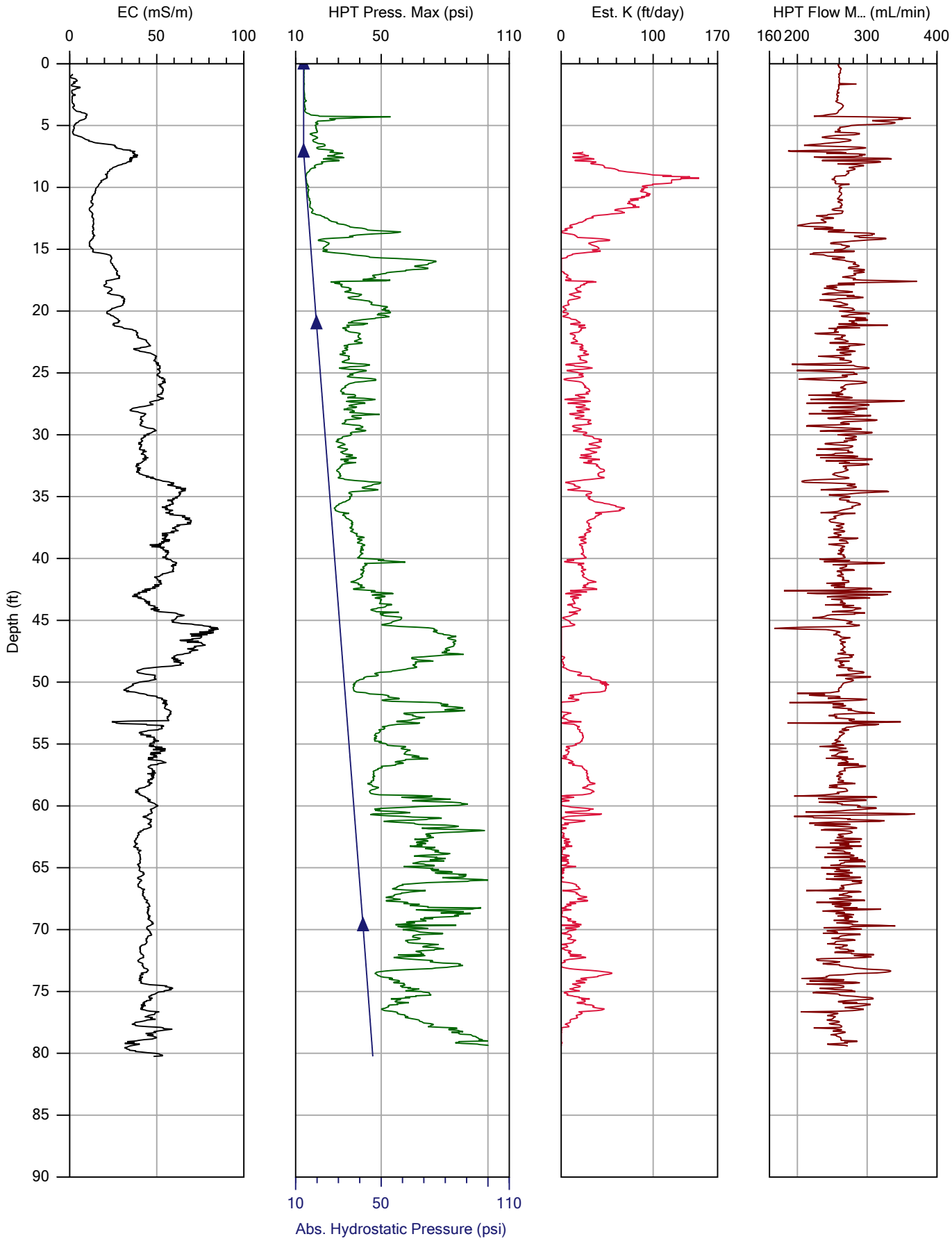

			File: HPT1.HPT
Company: KB Labs		Operator: Jonathon Syrek	Date: 1/8/2013
Project ID: NASA KSC LC34 HPT		Client: Tetra Tech	Location:

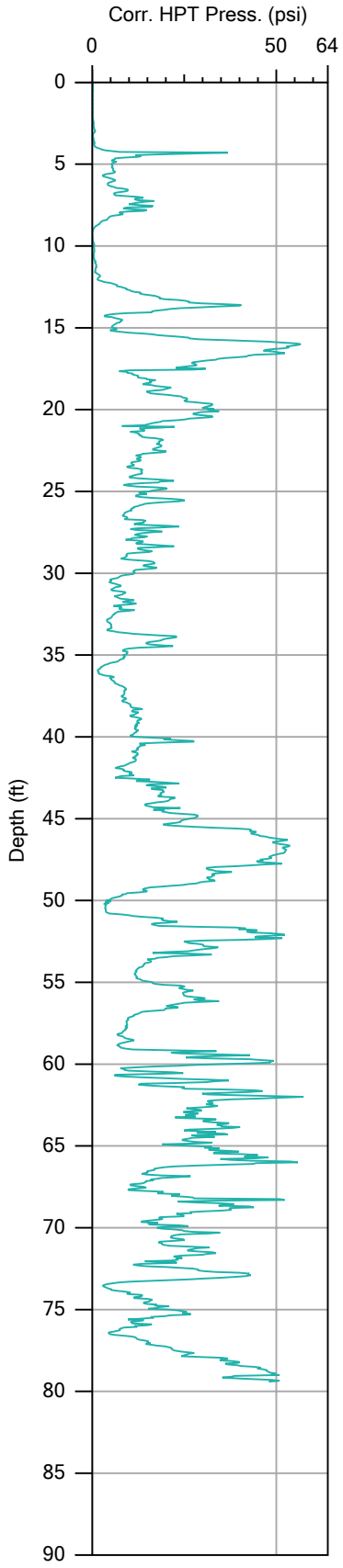

		File: HPT1.HPT
Company: KB Labs	Operator: Jonathon Syrek	Date: 1/8/2013
Project ID: NASA KSC LC34 HPT	Client: Tetra Tech	Location:

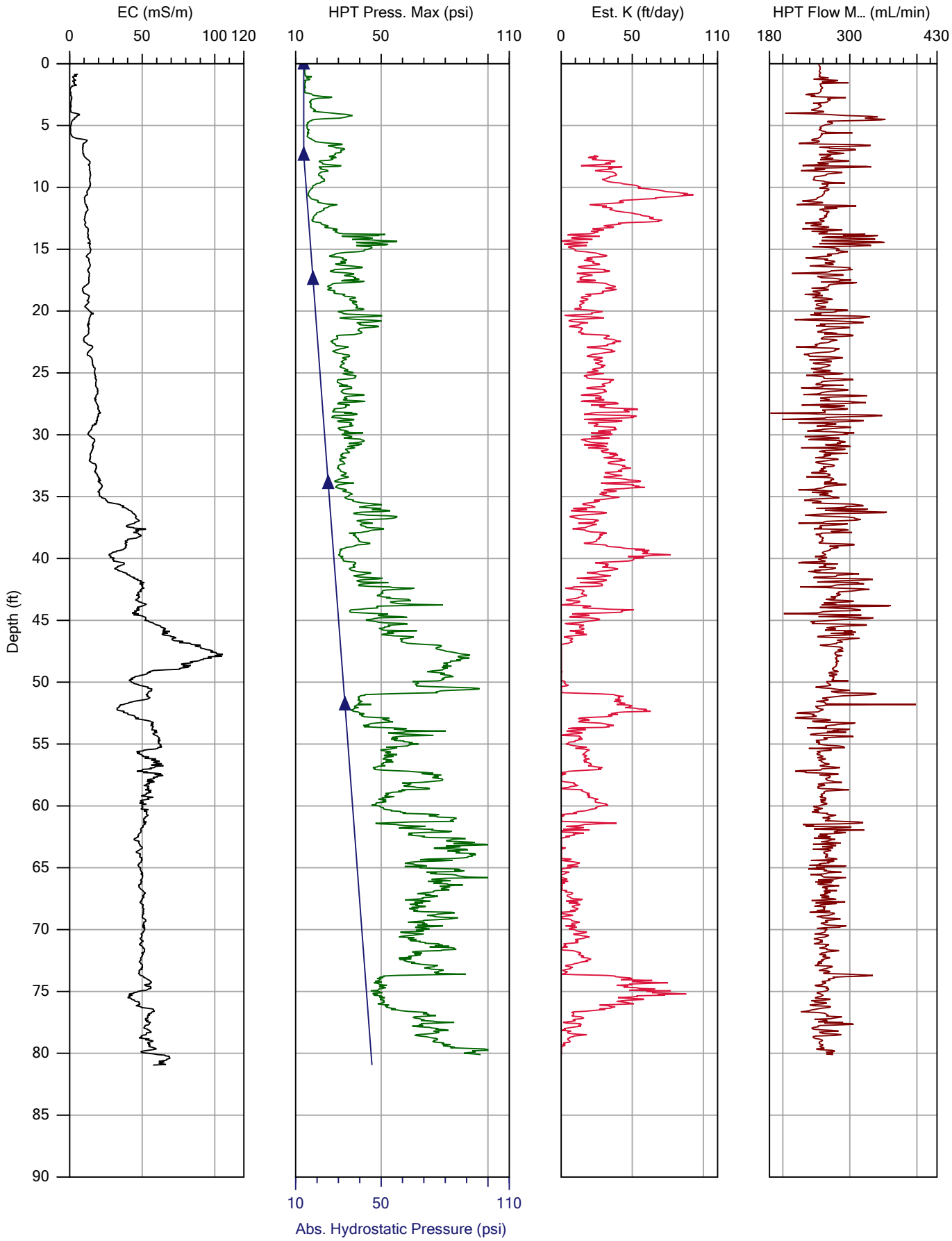

			File: HPT2.HPT
Company: KB Labs		Operator: Tuan Luu	Date: 1/10/2013
Project ID: LC34		Client: TtNUS	Location:

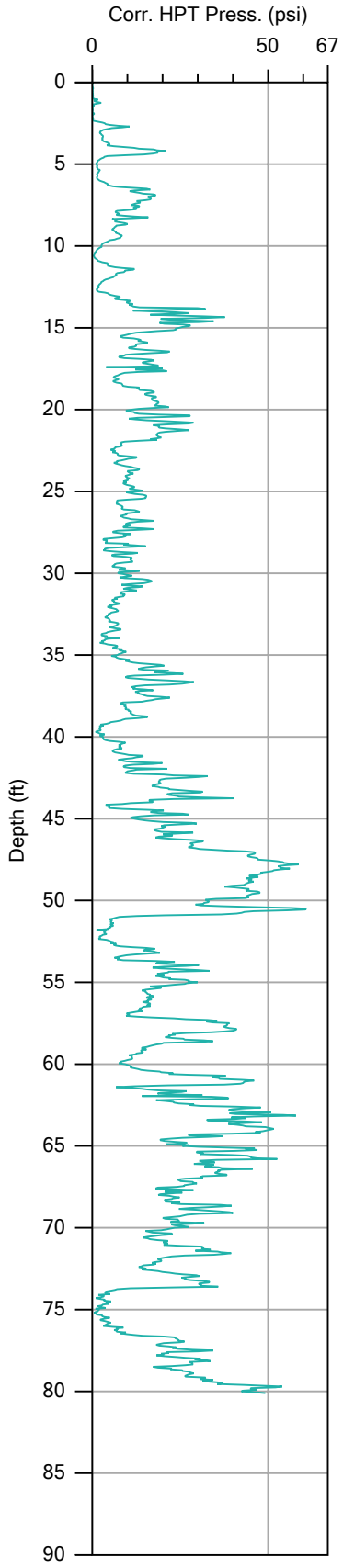

			File: HPT2.HPT
Company: KB Labs		Operator: Tuan Luu	Date: 1/10/2013
Project ID: LC34		Client: TtNUS	Location:

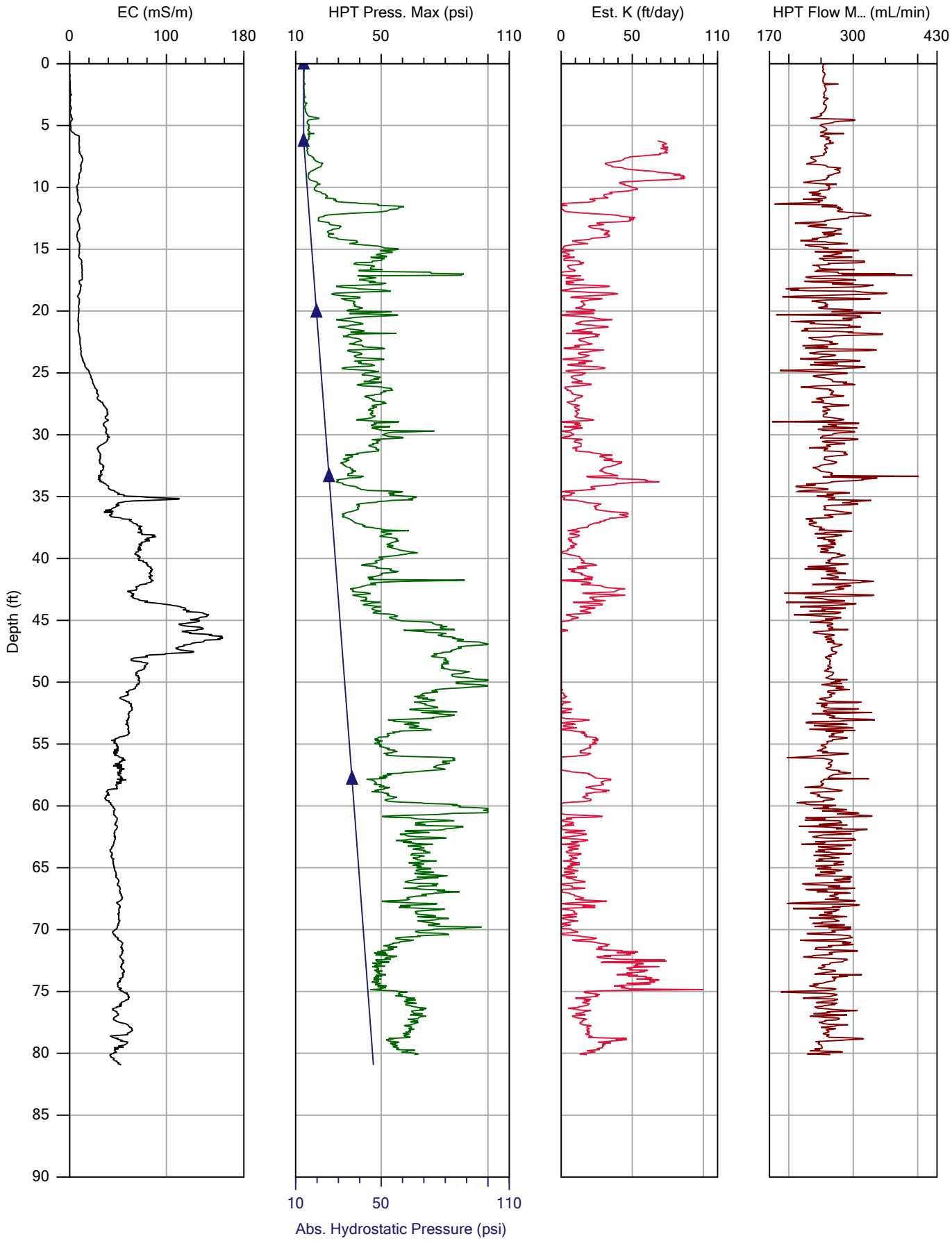

			File: HPT3.HPT
Company: KB Labs		Operator: Tuan Luu	Date: 1/10/2013
Project ID: LC34		Client: TtNUS	Location:

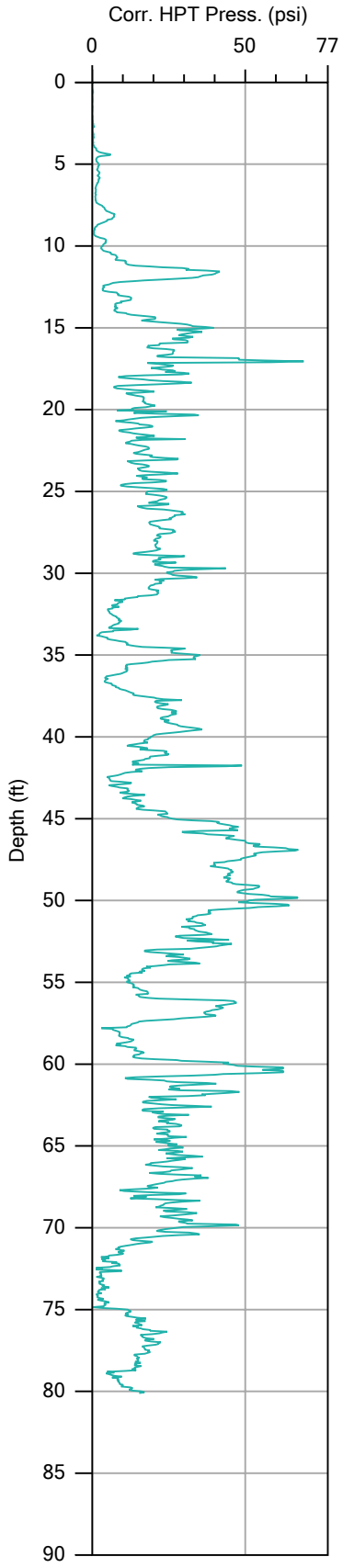

			File: HPT3.HPT
Company: KB Labs		Operator: Tuan Luu	Date: 1/10/2013
Project ID: LC34		Client: TtNUS	Location:

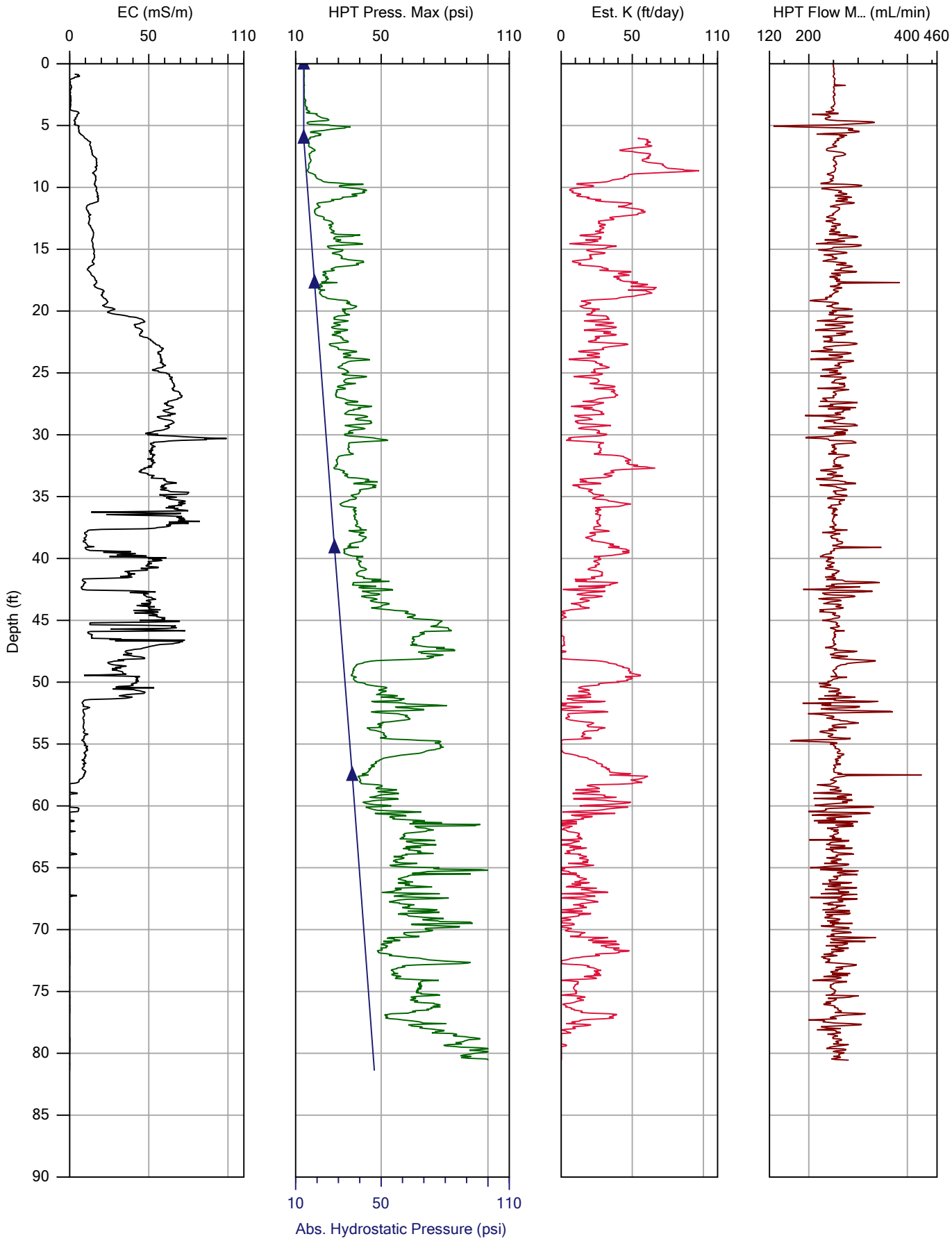

			File: HPT4.HPT
Company: KB Labs		Operator: Jonathon Syrek	Date: 1/8/2013
Project ID: NASA KSC LC34 HPT		Client: Tetra Tech	Location:

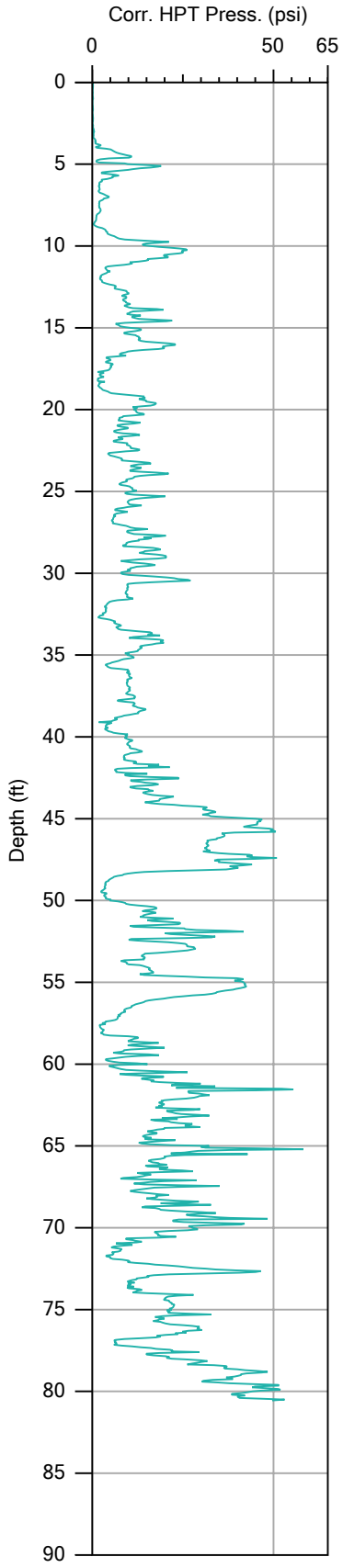

		File: HPT4.HPT
Company: KB Labs	Operator: Jonathon Syrek	Date: 1/8/2013
Project ID: NASA KSC LC34 HPT	Client: Tetra Tech	Location:

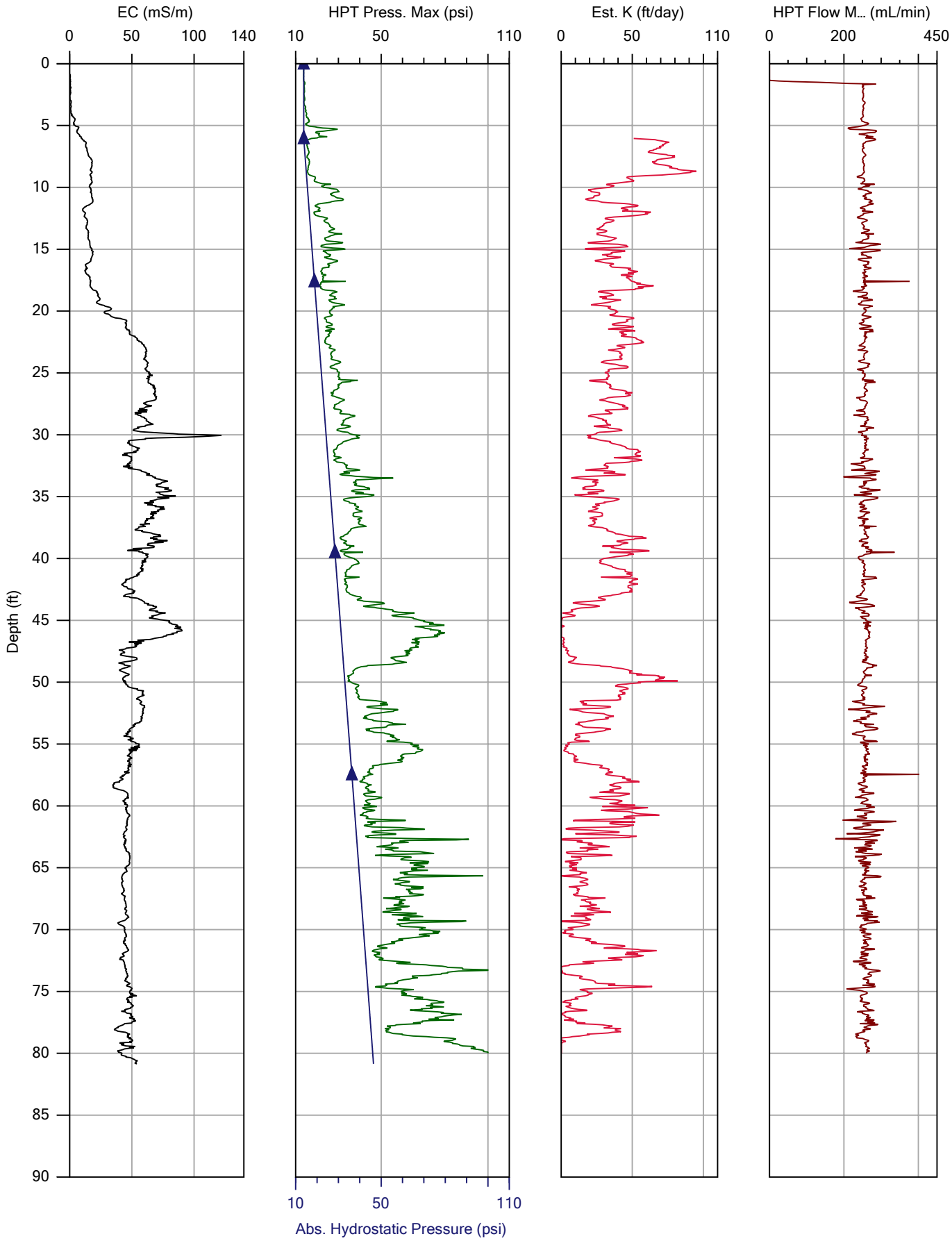

			File: HPT4R.HPT
Company: KB Labs	Operator: Jonathon Syrek		Date: 1/8/2013
Project ID: NASA KSC LC34 HPT	Client: Tetra Tech		Location:

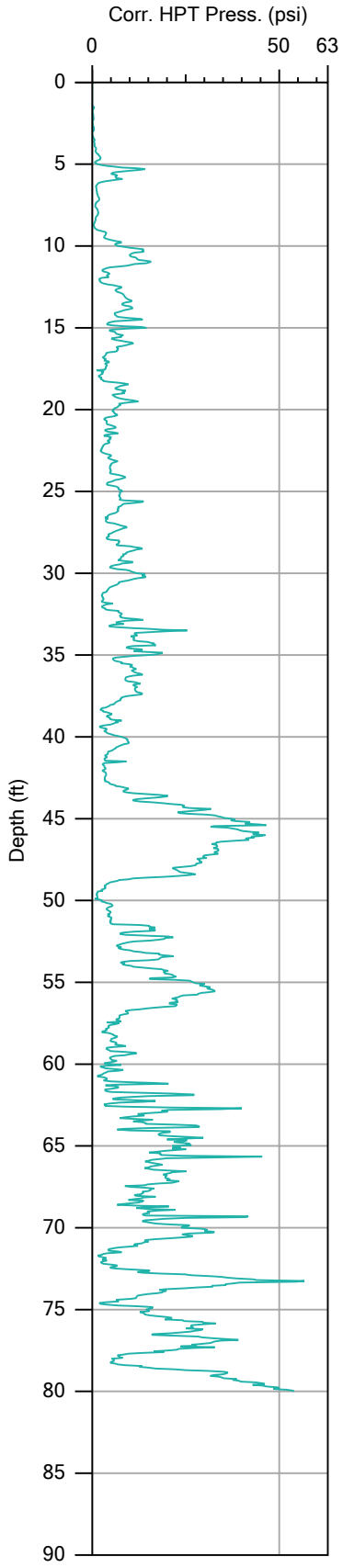

		File: HPT4R.HPT
Company: KB Labs	Operator: Jonathon Syrek	Date: 1/8/2013
Project ID: NASA KSC LC34 HPT	Client: Tetra Tech	Location:

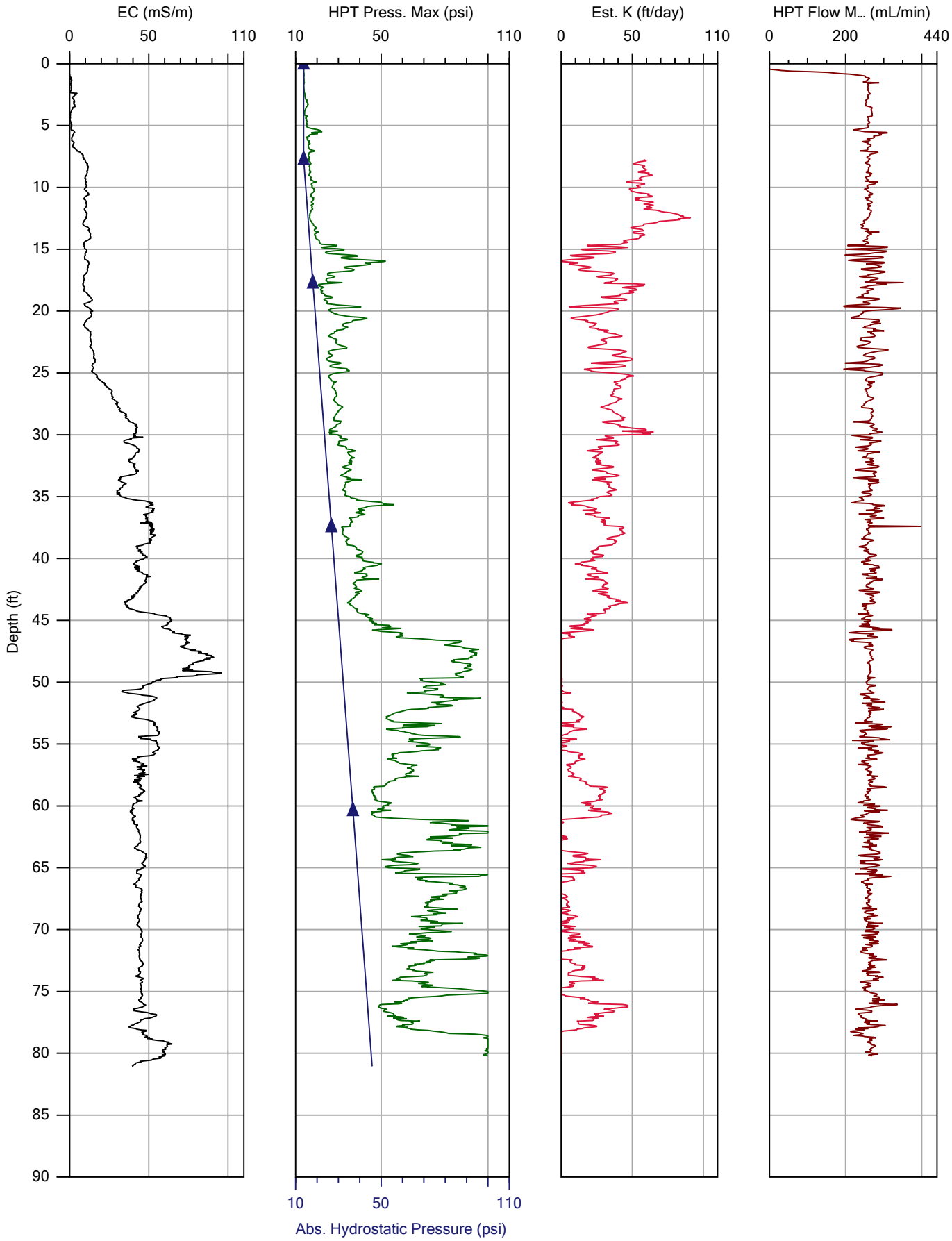

			File: HPT5.HPT
Company: KB Labs		Operator: Jonathon Syrek	Date: 1/9/2013
Project ID: NASA KSC LC34 HPT		Client: Tetra Tech	Location:

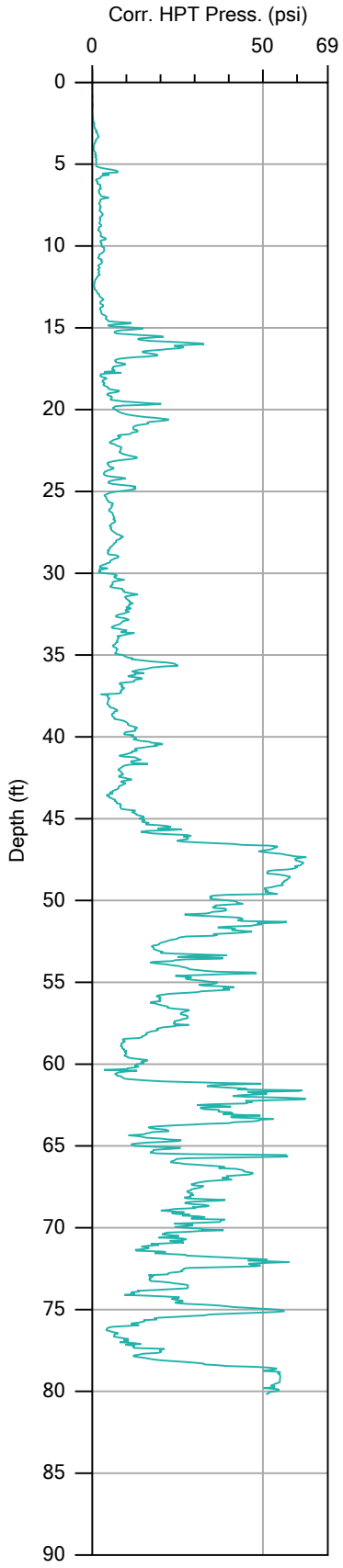

		File: HPT5.HPT
Company: KB Labs	Operator: Jonathon Syrek	Date: 1/9/2013
Project ID: NASA KSC LC34 HPT	Client: Tetra Tech	Location:

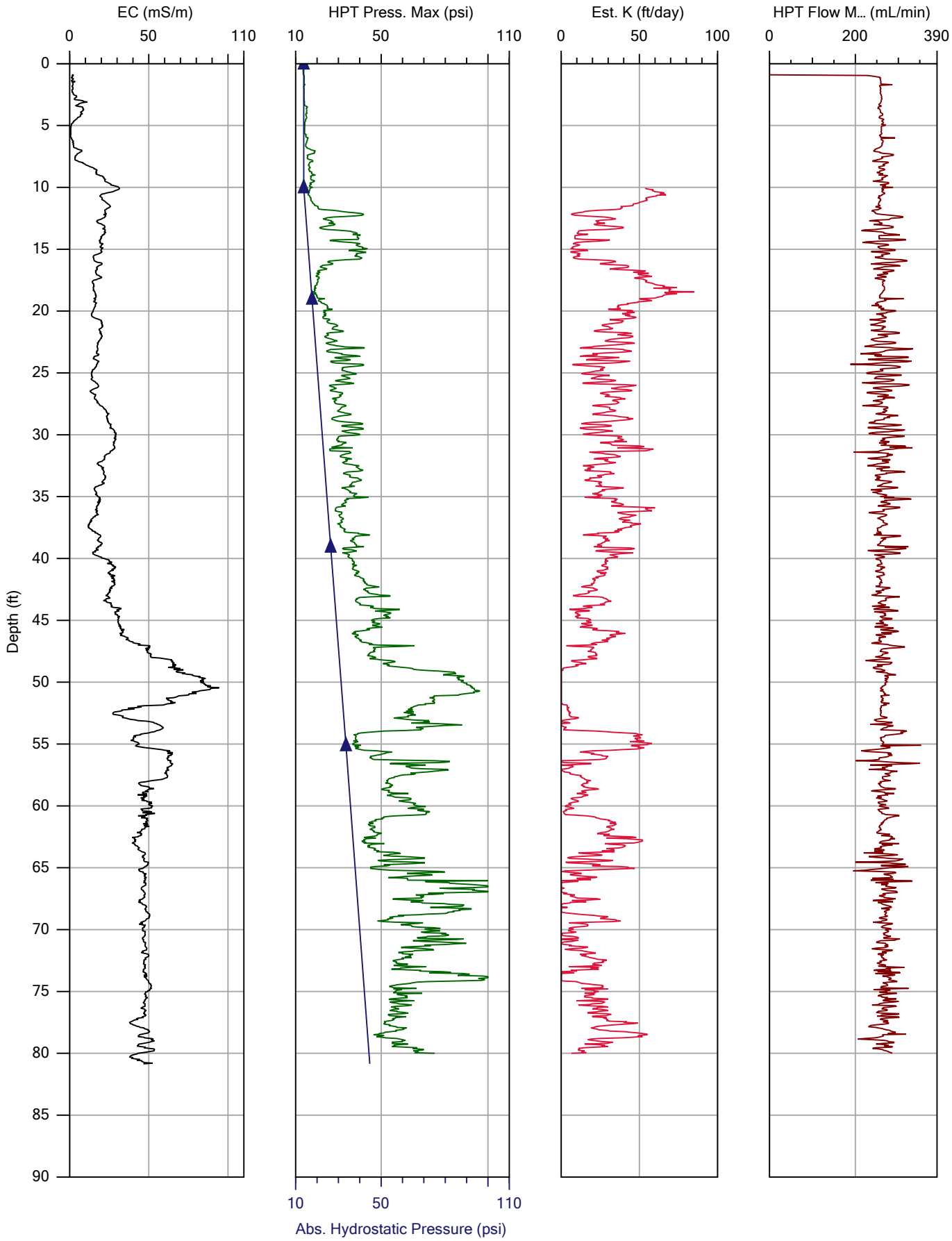

			File: HPT6.HPT
Company: KB Labs		Operator: Jonathon Syrek	Date: 1/9/2013
Project ID: NASA KSC LC34 HPT		Client: Tetra Tech	Location:

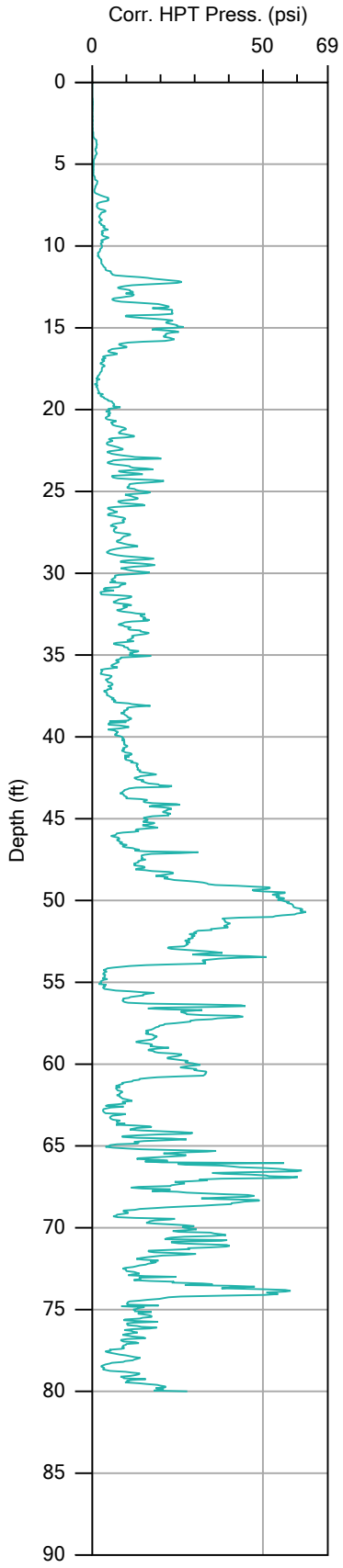

			File: HPT6.HPT
Company: KB Labs		Operator: Jonathon Syrek	Date: 1/9/2013
Project ID: NASA KSC LC34 HPT		Client: Tetra Tech	Location:

FINAL DATA REPORT

Membrane Interface Probe (MIP) Logging & Soil Conductivity (SC)

KSC/CCAFS – LC34

Cape Canaveral, FL



Performed by:

KB Labs, Inc.

Prepared for:

Tetra Tech

January 2013

KB Labs, Inc.
6821 SW Archer Road, Gainesville, FL 32608 P: 352-367-0073 Web: www.kbmobilelabs.com

Acronyms and Abbreviations:

MIP	**-**	**Membrane Interface Probe**
CPT	**-**	**Cone Penetration Test**
DPT	**-**	**Direct Push Testing**
EC	**-**	**Electrical Conductivity**
PID	**-**	**Photoionization Detector**
FID	**-**	**Flame Ionization Detector**
ECD	**-**	**Electron Capture Detector**
String-pot	**-**	**Linear transducer utilized for depth measurements within MIP system**
Trunkline	**-**	**An assembly of wires and tubing in a protective jacketing, connecting the down-hole portion of the MIP system to the system controller and detectors**
Trip Time	**-**	**A time interval required for the carrier gas to bring a particular VOC from the MIP down-hole membrane to the detectors**
Response Test	**-**	**ASTM test performed on the MIP system at the beginning and end of each MIP boring to monitor MIP Probe's proper operation**
VOC	**-**	**Volatile Organic Compounds**
QA/QC	**-**	**Quality Assurance/Quality Control**
CVOC	**-**	**Chlorinated Volatile Organic Compounds**
GC/MS	**-**	**Gas Chromatograph/Mass Spectrometer**
COC	**-**	**Contaminates of Concern**

Introduction:

As a subcontractor to Tetra Tech, KB Labs mobilized to KSC/CCAFS Launch Complex 34 in Cape Canaveral, FL, providing Membrane Interface Probe/Electrical Conductivity (MIP/EC) logging. KB Labs subcontracted Environmental Drilling Services (EDS) to provide DPT pushing services to advance the MIP.

The purpose of the site investigation was to further define the vertical and lateral extent of possible chlorinated solvent contamination at the site while providing continuous stratigraphy with the use of the EC.

Equipment utilized on site:

- **Environmental Data Acquisition Vehicle carrying a custom built Membrane Interface Probe unit**
- **DPT sampling machine: Geoprobe 6620DT [EDS]**
- **Portable computers and printer**
- **Data processing software**

MIP equipment description:

The Membrane Interface Probe (MIP) is a percussion-tolerant down-hole VOC sensor interface that can continuously log volatile organics that diffuse through a semi-permeable membrane. Using a mixture of nitrogen, air, and hydrogen carrier gases, the VOCs are brought to the surface through tubing, which is connected to a laboratory grade Photoionization Detector (PID), Flame Ionization Detector (FID) and Electron Capture Detector (ECD) for immediate analysis. The MIP system utilized at this site uses a Flame Ionization Detector (FID), Photo ionization Detector (PID), and Electron Capture Detector (ECD). The data obtained with the detectors are being logged versus depth utilizing proprietary software.

The MIP system features automatic depth measurement utilizing a linear transducer ("stringpot") attached to the side of the probe. The MIP system includes the Direct Sensing Soil Conductivity system as an integral part of the equipment package. This system utilizes a simple dipole conductivity array mounted near the tip of the MIP probe. The dipole array is taking continuous measurements of soil conductivity as it is being driven into the ground. The sensing probe is linked to a control box where the signal is received by a field computer. The signal from the probe is matched with precise depth measurements and logged on the screen. The MIP operator is able to read real time data showing changes in soil conductivity. These changes can be used to identify lithology, contaminant plumes, salt-water intrusion, or any other subsurface condition that displays a change in conductivity/resistivity.



Figure 1. The MIP data acquisition system

Summary of Site Activities

MIP logging and data pre-processing

At each location, a MIP probe was advanced to a specified depth as the data were recorded by the system's data acquisition hardware and software.

The logging was performed using "high sensitivity" mode in accordance with ASTM Standard Operating Procedures for MIP Logging in order to ensure consistency and repeatability of the data. Decontamination of down-hole components of the MIP system was performed using Alconox lab-grade detergent and potable water. In addition to QA/QC and maintenance procedures recommended by the detector manufacturers and ASTM, on-site Quality Control/Quality Assurance (QA/QC) procedures included performing pre- and post-boring standard sensitivity Response Tests using solutions of CVOC and BTEX compounds.

Upon completion of the logging, the push rod assembly was extracted from the ground and cleaned. When necessary, the membrane and the trunkline are cleaned using hexane, methanol and purged with nitrogen in order to remove residual contamination.



Figure 2: MIP Probe.

Raw MIP data logs were printed out immediately upon completion of a logging location and posted to the website the same day.

Detector Sensitivity

The PID, FID, and ECD are detectors used in an array to recognize possible VOC contamination. Each detector is more or less sensitive to different chemical VOC compositions.

Detector	Sensitivity
ECD	Primary: CVOCs (TCE, PCE)
PID	Primary: Aromatic Compounds (BTEX); Secondary: CVOCs at higher contamination levels
FID	Primary: Ethane, Methane, Ethene; Secondary: CVOCs & Aromatic Compounds at higher contamination levels

MIP Data Processing

Field data were transferred to a Data Processing Specialist upon completion of field activities. The raw MIP logs and data were internally reviewed**.** The summary of the MIP logging results as recorded (non-normalized, including all location information, logging depths, individual detector, and summary data graphs) is presented in the PDF Formatted Data Sets (see attached files)**.**

Data Narrative

MIP/EC logging operations began on Monday, January, 21, 2013, and concluded on Friday, January 25, 2103. Over the week KB Labs logged 11 MIP borings to depths about 80'. A total MIP footage of about 881' was logged. MIP logging detector patterns determined a varying presence of possible chlorinated solvents (CVOC) at most locations. Some MIP borings were very contaminated requiring the MIP system to purge either for several hours while onsite or overnight to lower the ECD baseline before the next boring could be attempted.

All MIP log borings were emailed to Tetra Tech following each log for offsite viewing.

Please refer to the MIP Log Summary for individual boring descriptions.

This electronic report is a part of a comprehensive data set provided in digital format.

MIP Log Summary

MIP Boring ID	Date	Logging Depth (ft)	MIP Detector Response			Possible Contaminant Signature		Comment
			ECD	PID	FID	CVOC	Petroleum	
MIP-001-20130121	1/21/2013	80	Yes	Yes	Yes	Yes	No	ECD detector became saturated about 25'. High readings of the PID and FID detectors near 50' indicate possible DNAPL levels of CVOCs. MIP system purged overnight.
MIP-002-20130122	1/22/2013	81	Yes	No	No	Yes	No	Lower level possible CVOC contamination detected near refusal.
MIP-003-20130122	1/22/2013	80	Yes	Slight	Yes	Yes	No	Lower level possible CVOC contamination detected near 63' and refusal. Slight PID and FID responses near 30' without significant ECD response indicates possible non-CVOCs.
MIP-004-20130122	1/22/2013	80	Yes	Yes	Yes	Yes	No	ECD detector became saturated about 36'. High readings of the PID and FID detectors between 48' and 56' indicate possible concentrated levels of CVOCs. MIP system purged overnight.
MIP-005-20130123	1/23/2013	80	Yes	Slight	Yes	Yes	No	Higher ECD readings near 22' indicate possible lower level CVOCS. Slight ECD responses near refusal indicate possible lower level CVOCs.

MIP Log Summary

MIP Boring ID	Date	Logging Depth (ft)	MIP Detector Response			Possible Contaminant Signature		Comment
			ECD	PID	FID	CVOC	Petroleum	
MIP-006-20130123	1/23/2013	80	Yes	Yes	Yes	Yes	No	ECD detector became saturated about 48'. Higher readings of the PID and FID detectors near refusal indicate possible concentrated higher levels of CVOCs in the boring than around 60'. MIP system purged overnight.
MIP-007-20130124	1/24/2013	80	Yes	Yes	Yes	Yes	No	ECD detector became saturated about 30'. High readings of the PID and FID detectors near 46' indicate possible DNAPL levels of CVOCs.
MIP-008-20130124	1/24/2013	80	Yes	Yes	Yes	Yes	No	Two significant distinct zones of possible CVOCS. ECD was saturated from 23' to 34' with elevated PID and ECD responses. A similar pattern of responses started at 76' until refusal.
MIP-009-20130124	1/24/2013	80	Yes	Yes	Yes	Yes	No	ECD detector became saturated about 40'. High readings of the PID and FID detectors near 54' to 60' and then near refusal indicate two possible zones of higher CVOCs.
MIP-010-20130125	1/25/2013	80	Yes	Yes	Yes	Yes	No	Based on responses of ECD, PID, and FID detectors, there are possibly 3 distinct zones of possible higher CVOCs: 28'-36', ~60', and ~78'.

MIP Log Summary

MIP Boring ID	Date	Logging Depth (ft)	MIP Detector Response			Possible Contaminant Signature		Comment
			ECD	PID	FID	CVOC	Petroleum	
MIP-011-20130125	1/25/2013	80	Yes	Yes	Yes	Yes	No	Based on responses of ECD, PID, and FID detectors, there are possibly 2 distinct zones of possible higher CVOCs: 24'-32' and 66'-refusal.

Total Depth Logged: **881 feet**
Maximum Depth: **81 feet**
Minimum Depth: **80 feet**

Scaled MIP Logs

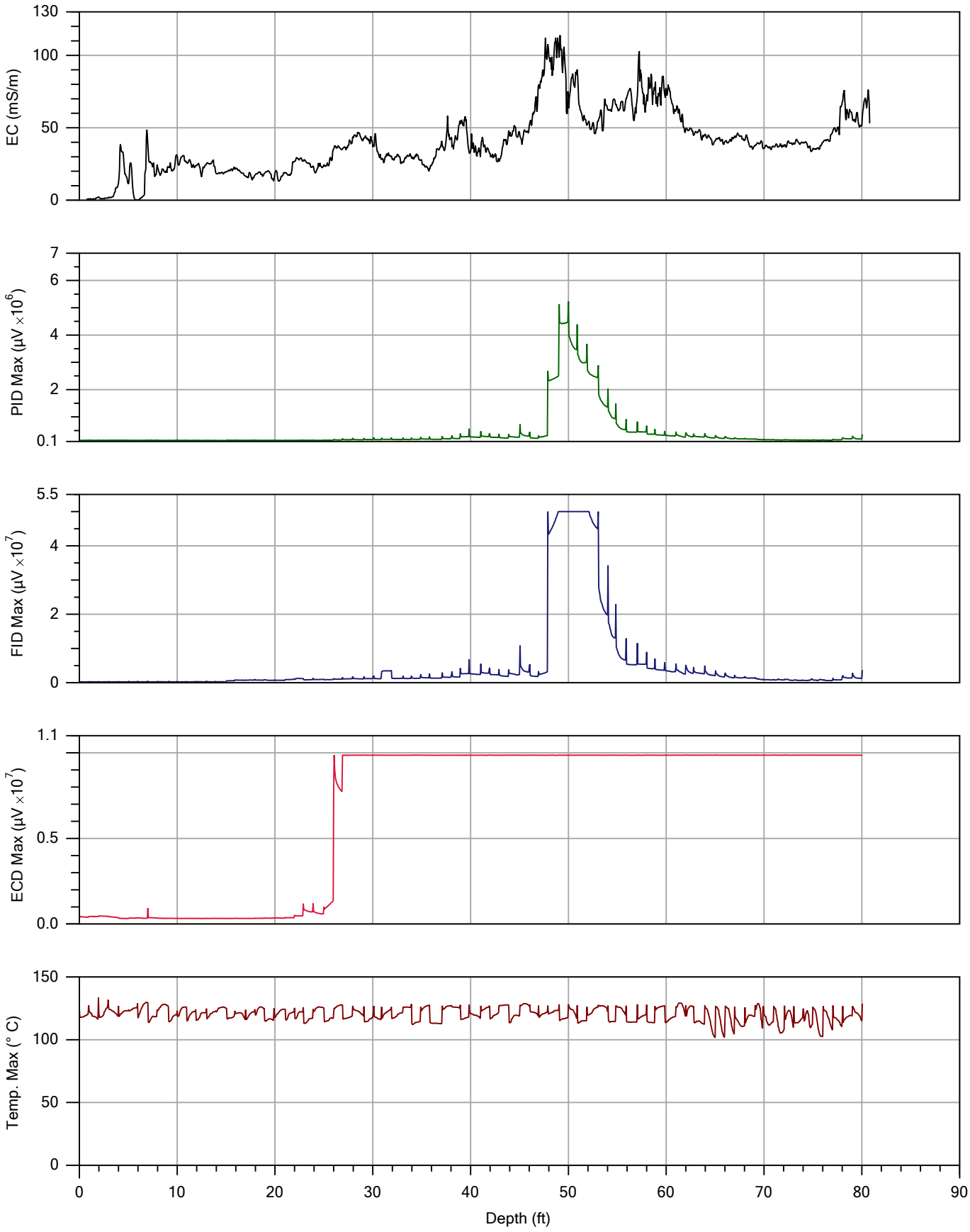

		File: MIP0001.MIP
Company: KB Labs	Operator: Jonathon Syrek	Date: 1/21/2013
Project ID: LC34	Client: Tetra Tech	Location:

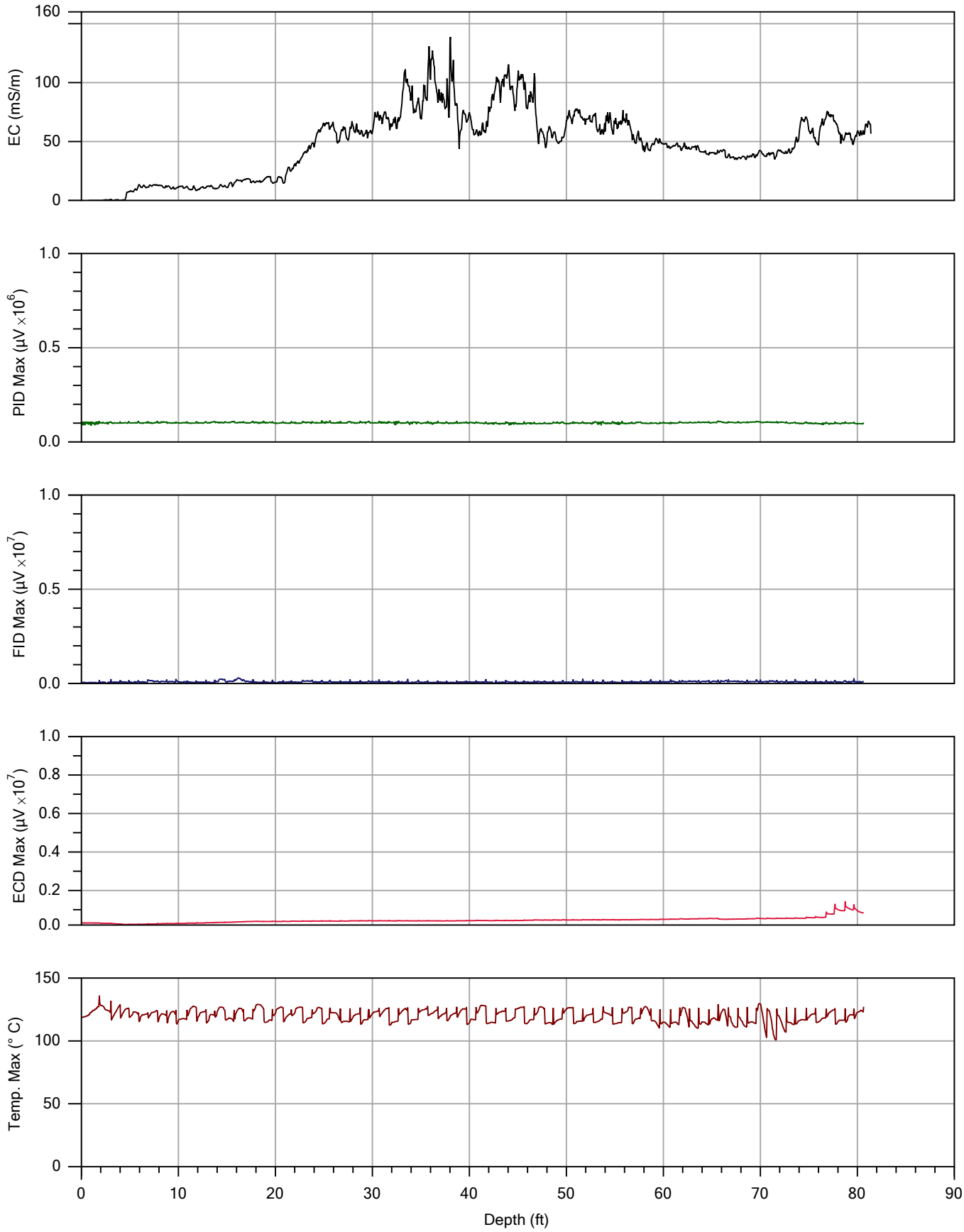

			File: MIP-002-20130122.MIP
Company: KB Labs		Operator: Jonathon Syrek	Date: 1/22/2013
Project ID: LC34		Client: Tetra Tech	Location:

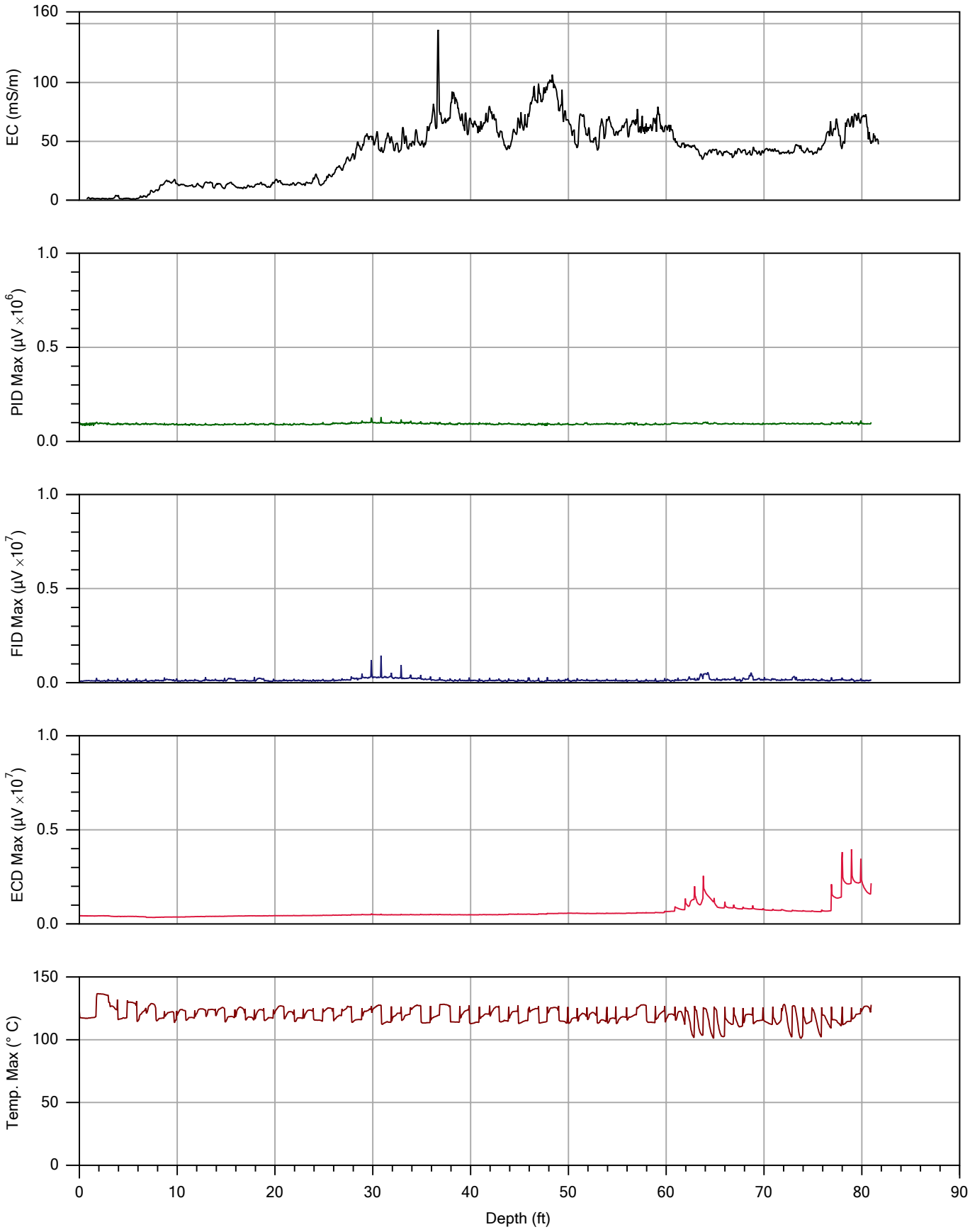

		File: MIP-003-20130122.MIP
Company: KB Labs	Operator: Jonathon Syrek	Date: 1/22/2013
Project ID: LC34	Client: Tetra Tech	Location:

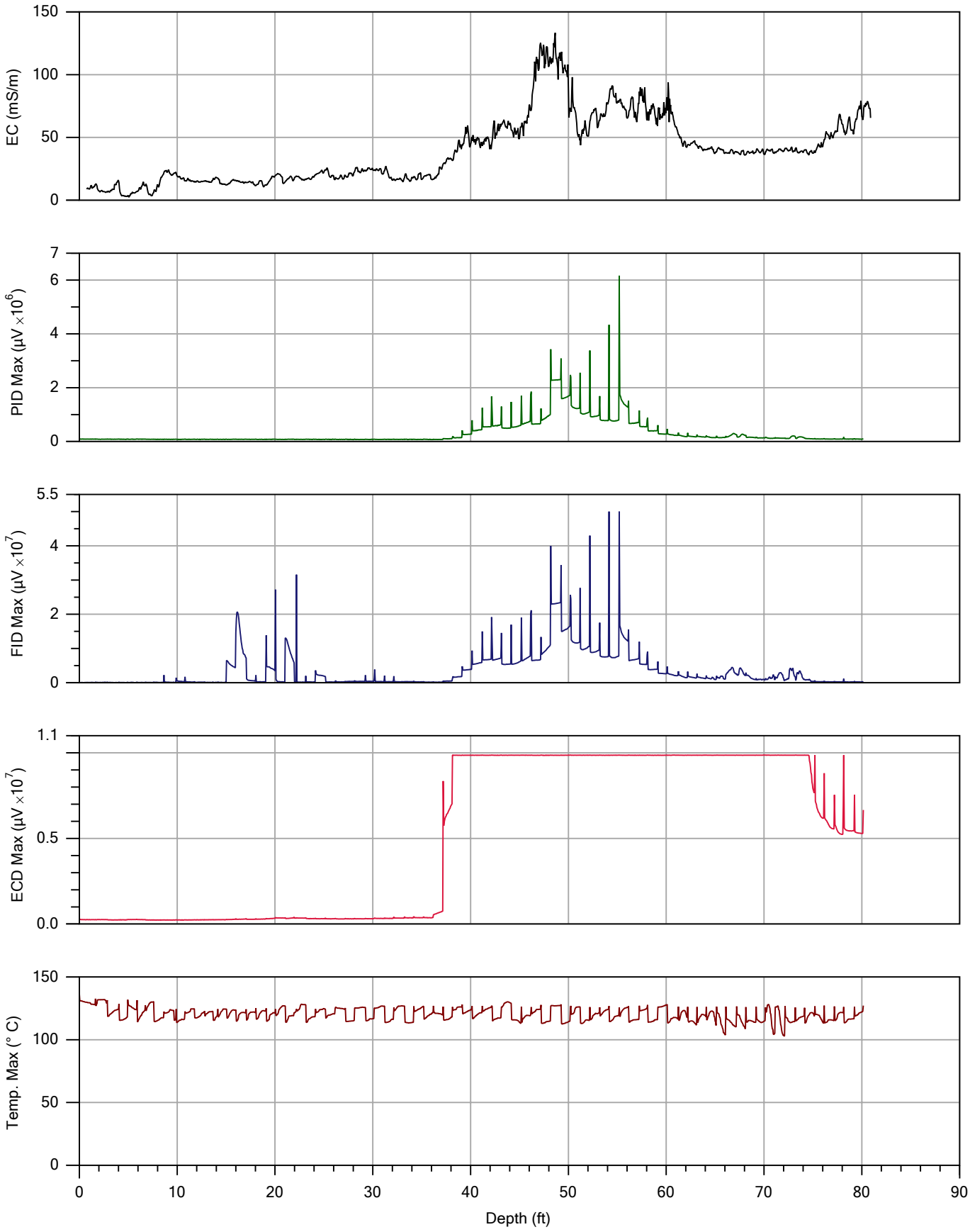

			File: MIP-004-20130122.MIP
Company: KB Labs		Operator: Jonathon Syrek	Date: 1/22/2013
Project ID: LC34		Client: Tetra Tech	Location:

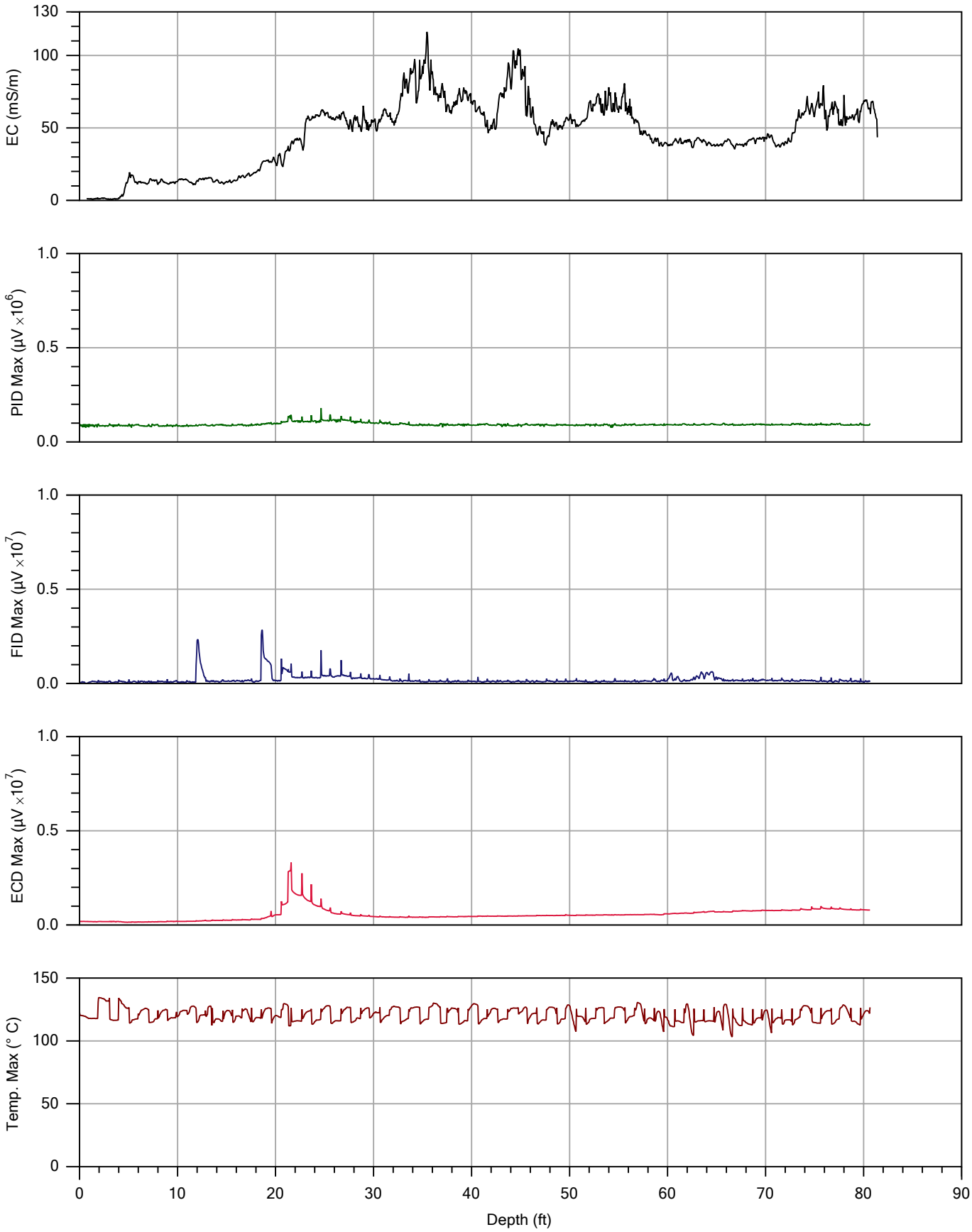

		File: MIP-005-20130123.MIP
Company: KB Labs	Operator: Jonathon Syrek	Date: 1/23/2013
Project ID: LC34	Client: Tetra Tech	Location:

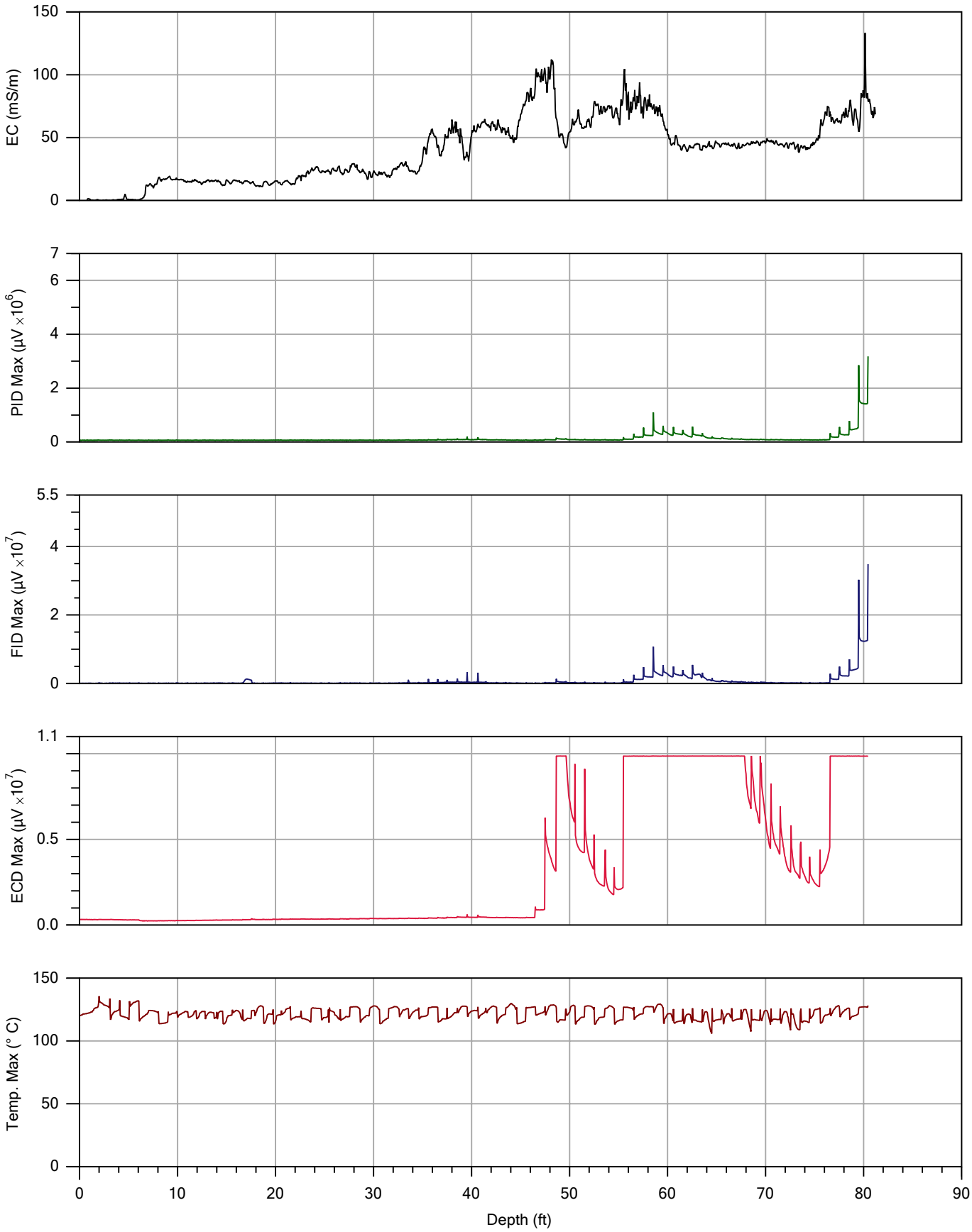

		File: MIP-006-20130123.MIP
Company: KB Labs	Operator: Jonathon Syrek	Date: 1/23/2013
Project ID: LC34	Client: Tetra Tech	Location:

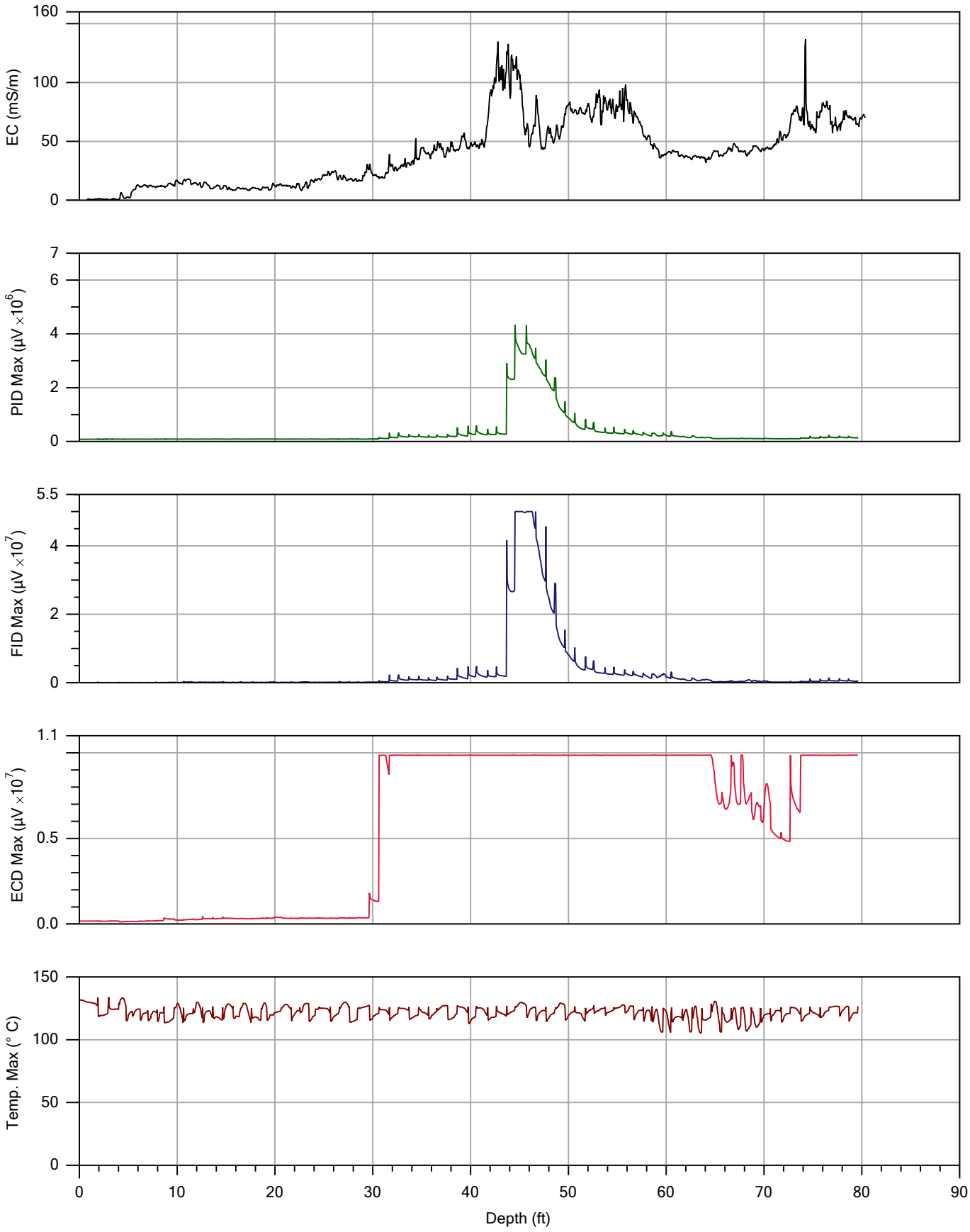

		File: MIP-007-20130124.MIP
Company: KB Labs	Operator: Jonathon Syrek	Date: 1/24/2013
Project ID: LC34	Client: Tetra Tech	Location:

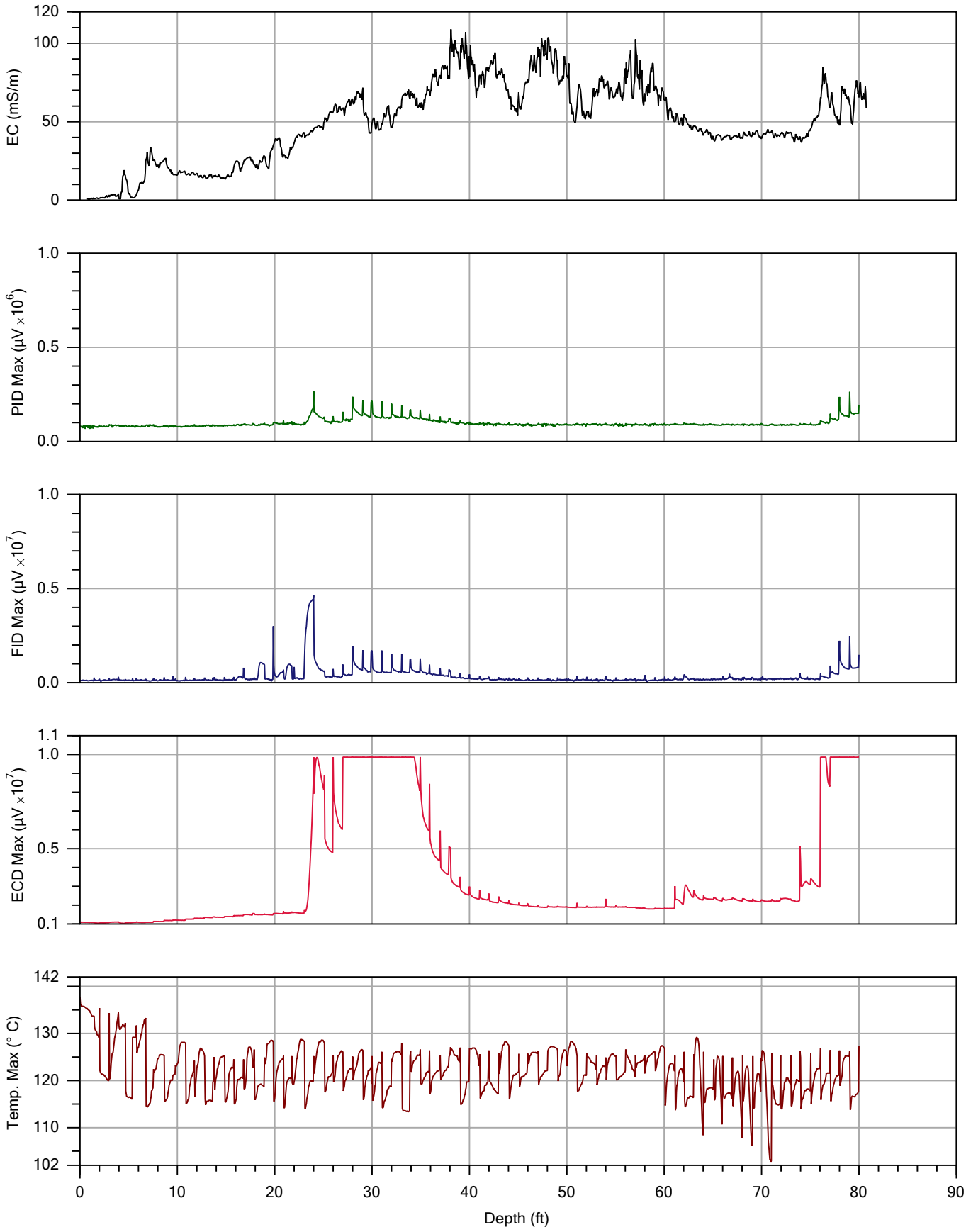

		File: MIP-008-20130124.MIP
Company: KB Labs	Operator: Jonathon Syrek	Date: 1/24/2013
Project ID: LC34	Client: Tetra Tech	Location:

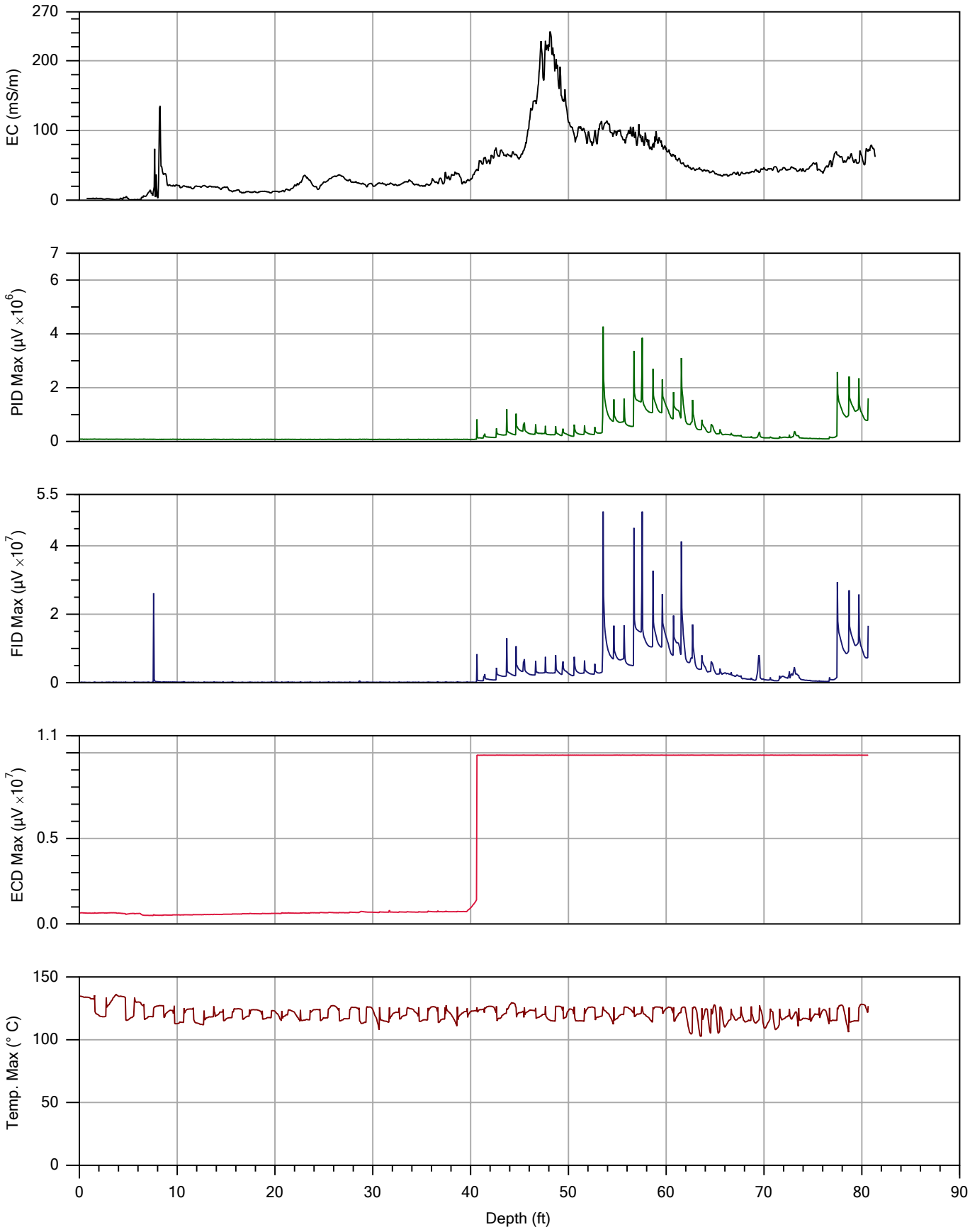

		File: MIP-009-20130124.MIP
Company: KB Labs	Operator: Jonathon Syrek	Date: 1/24/2013
Project ID: LC34	Client: Tetra Tech	Location:

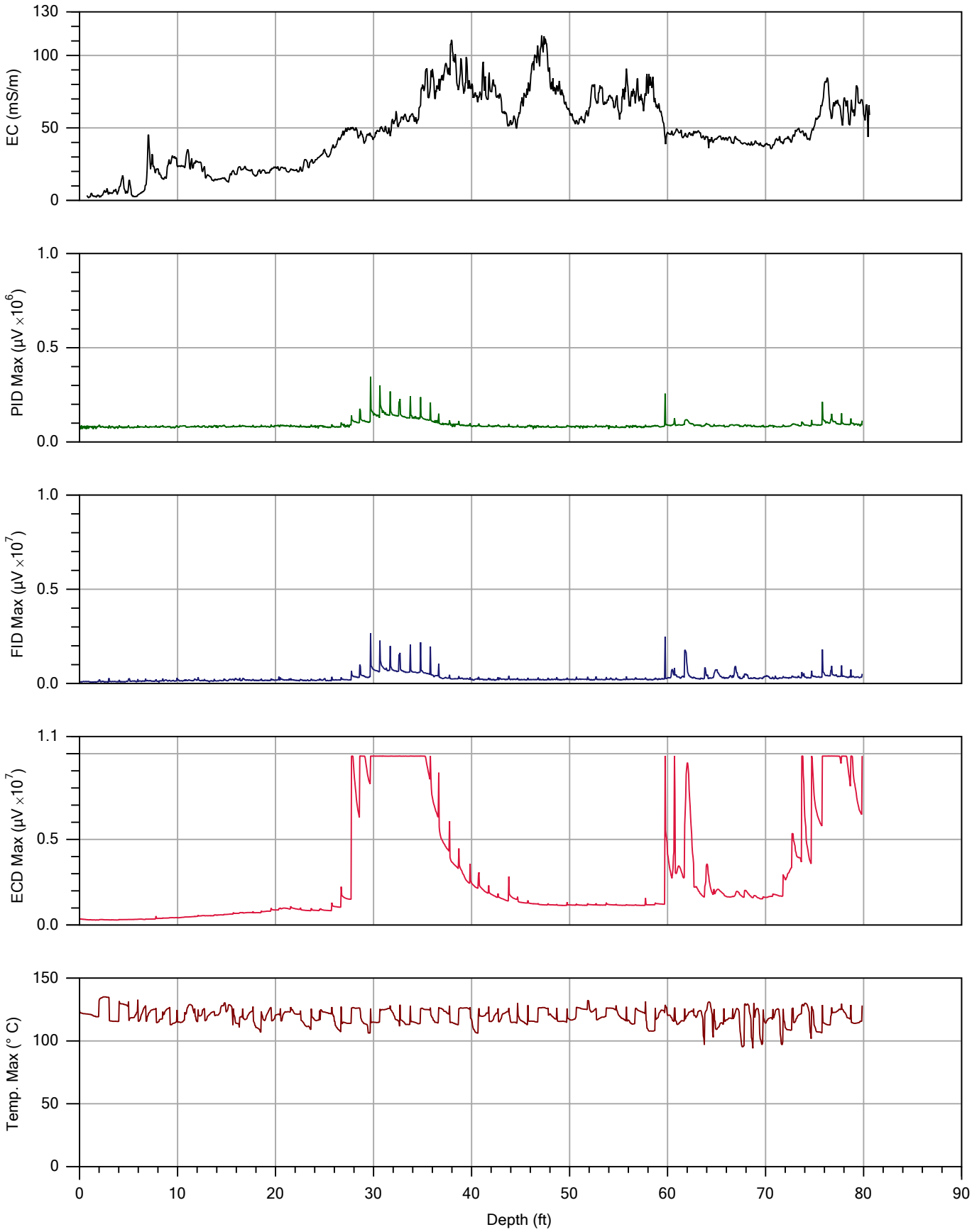

		File: MIP-010-20130125.MIP
Company: KB Labs	Operator: Jonathon Syrek	Date: 1/25/2013
Project ID: LC34	Client: Tetra Tech	Location:

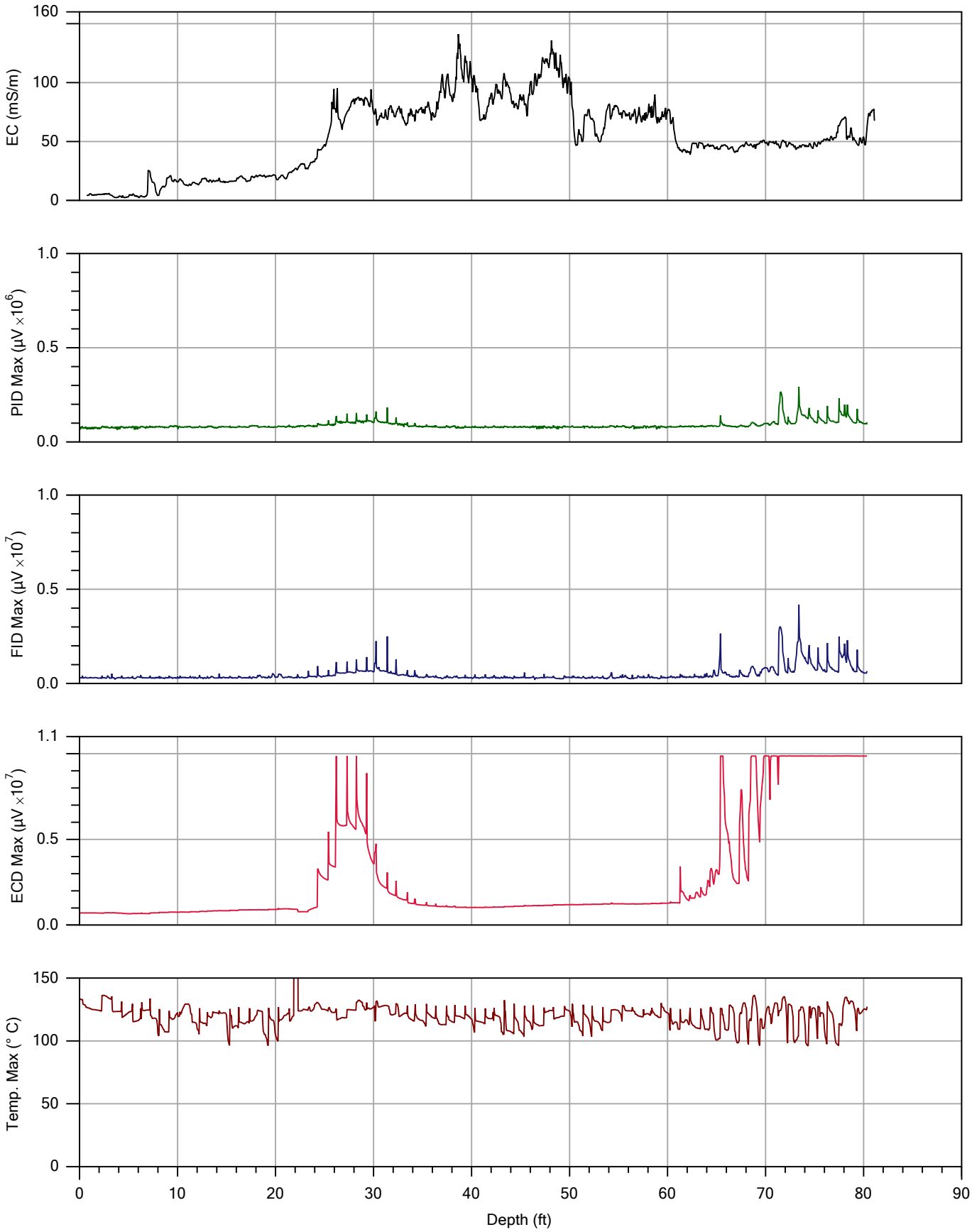

		File: MIP-011-20130125.MIP
Company: KB Labs	Operator: Jonathon Syrek	Date: 1/25/2013
Project ID: LC34	Client: Tetra Tech	Location:

Unscaled MIP Logs

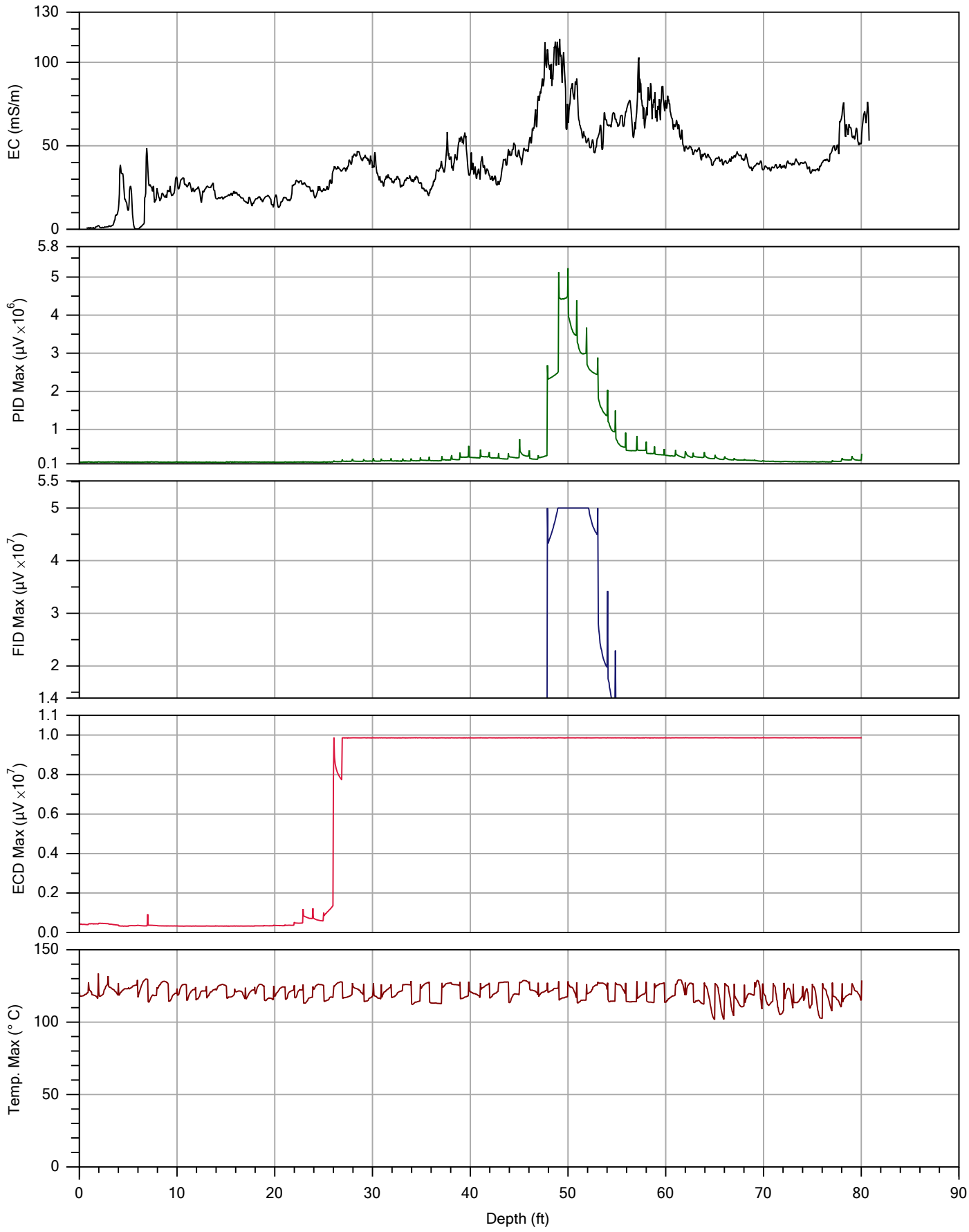

		File: MIP0001.MIP
Company: KB Labs	Operator: Jonathon Syrek	Date: 1/21/2013
Project ID: LC34	Client: Tetra Tech	Location:

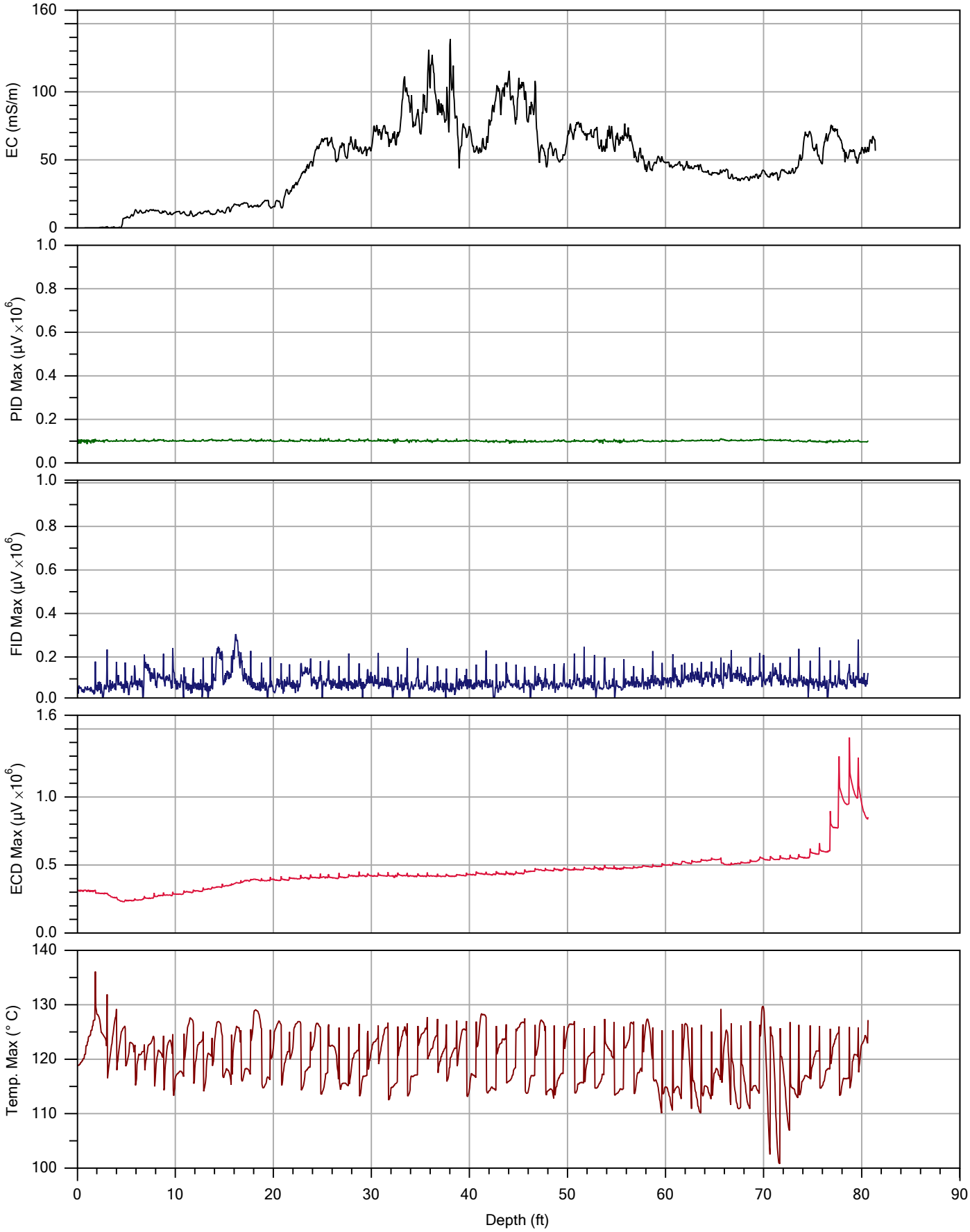

		File: MIP-002-20130122.MIP
Company: KB Labs	Operator: Jonathon Syrek	Date: 1/22/2013
Project ID: LC34	Client: Tetra Tech	Location:

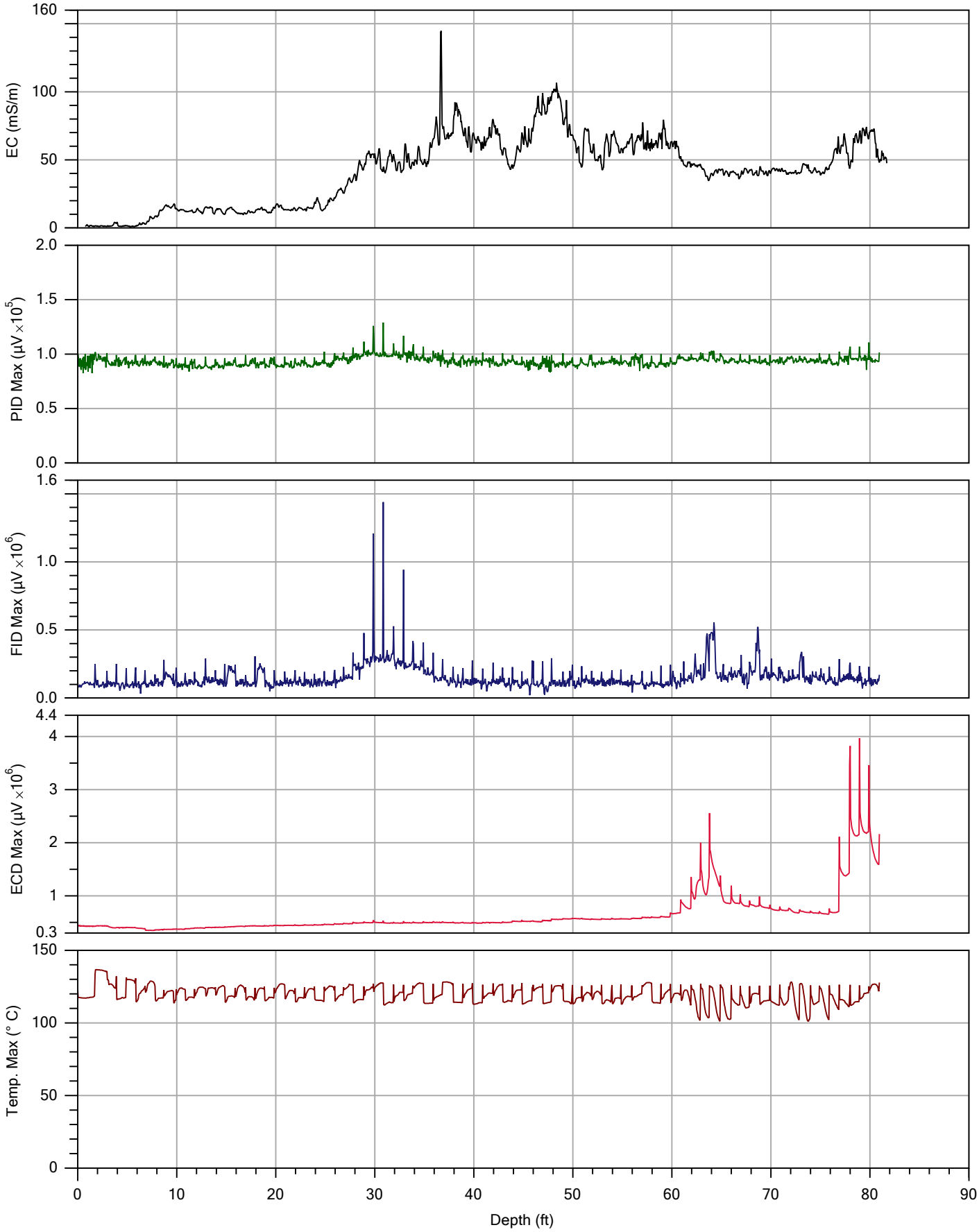

		File: MIP-003-20130122.MIP
Company: KB Labs	Operator: Jonathon Syrek	Date: 1/22/2013
Project ID: LC34	Client: Tetra Tech	Location:

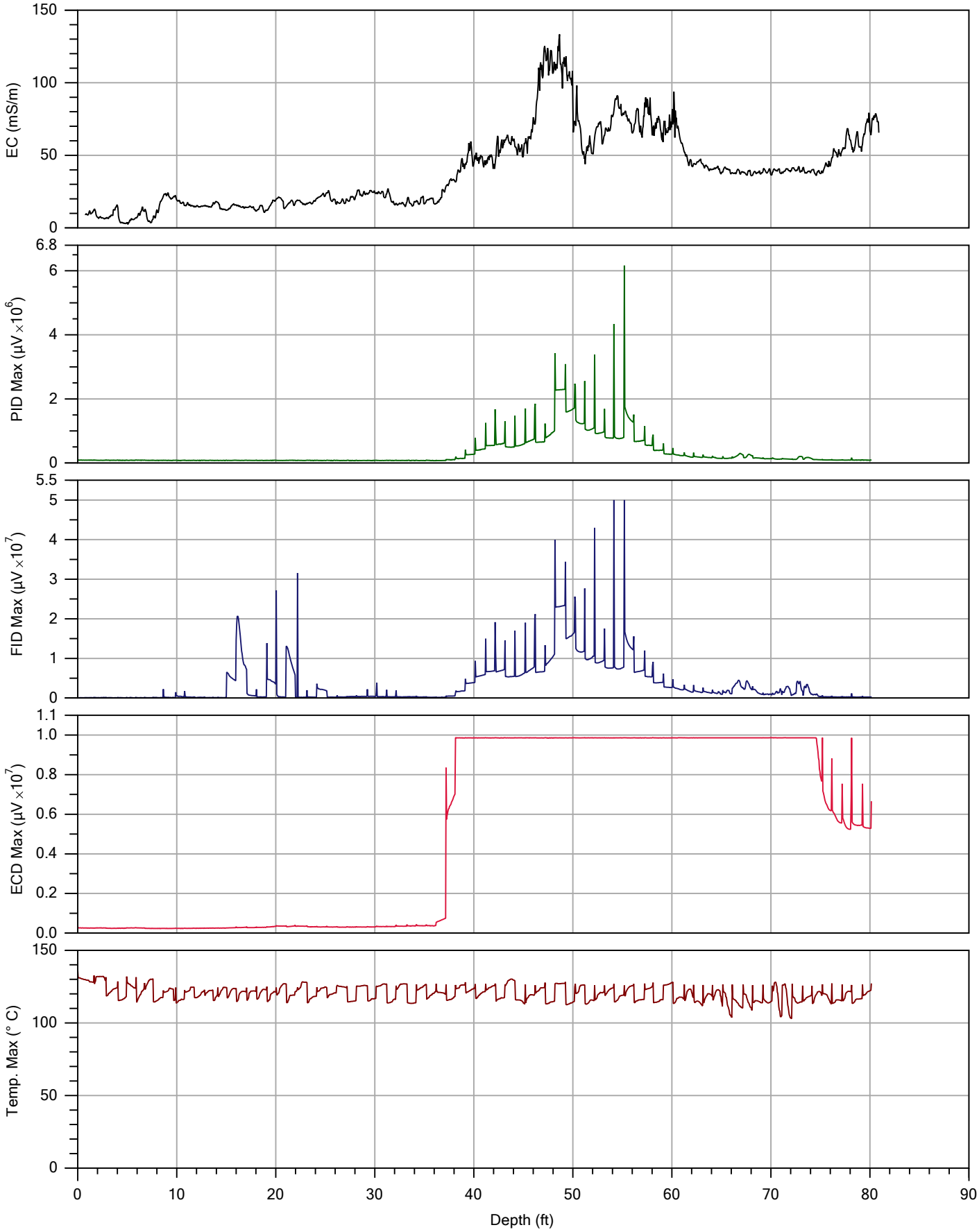

		File: MIP-004-20130122.MIP
Company: KB Labs	Operator: Jonathon Syrek	Date: 1/22/2013
Project ID: LC34	Client: Tetra Tech	Location:

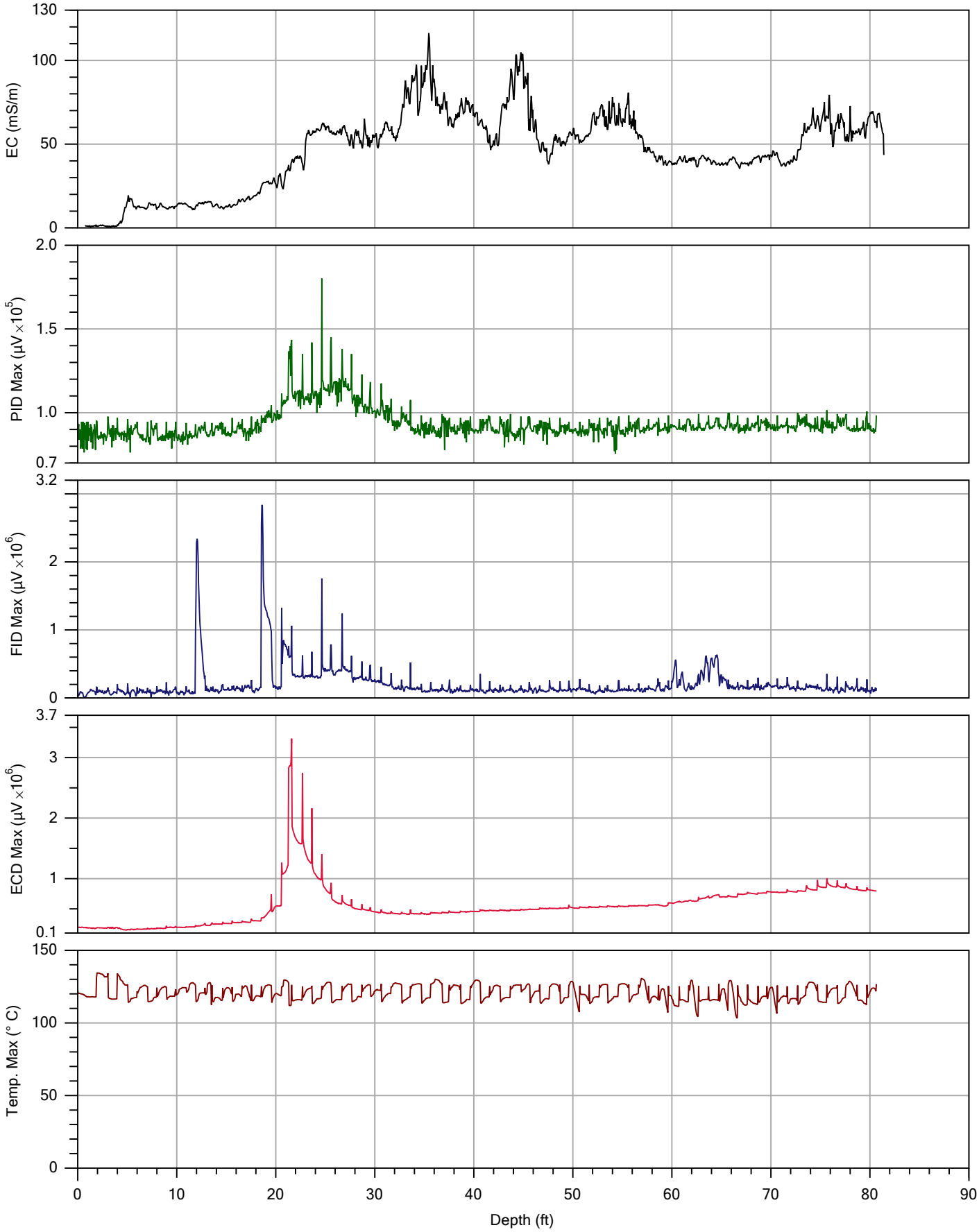

		File: MIP-005-20130123.MIP
Company: KB Labs	Operator: Jonathon Syrek	Date: 1/23/2013
Project ID: LC34	Client: Tetra Tech	Location:

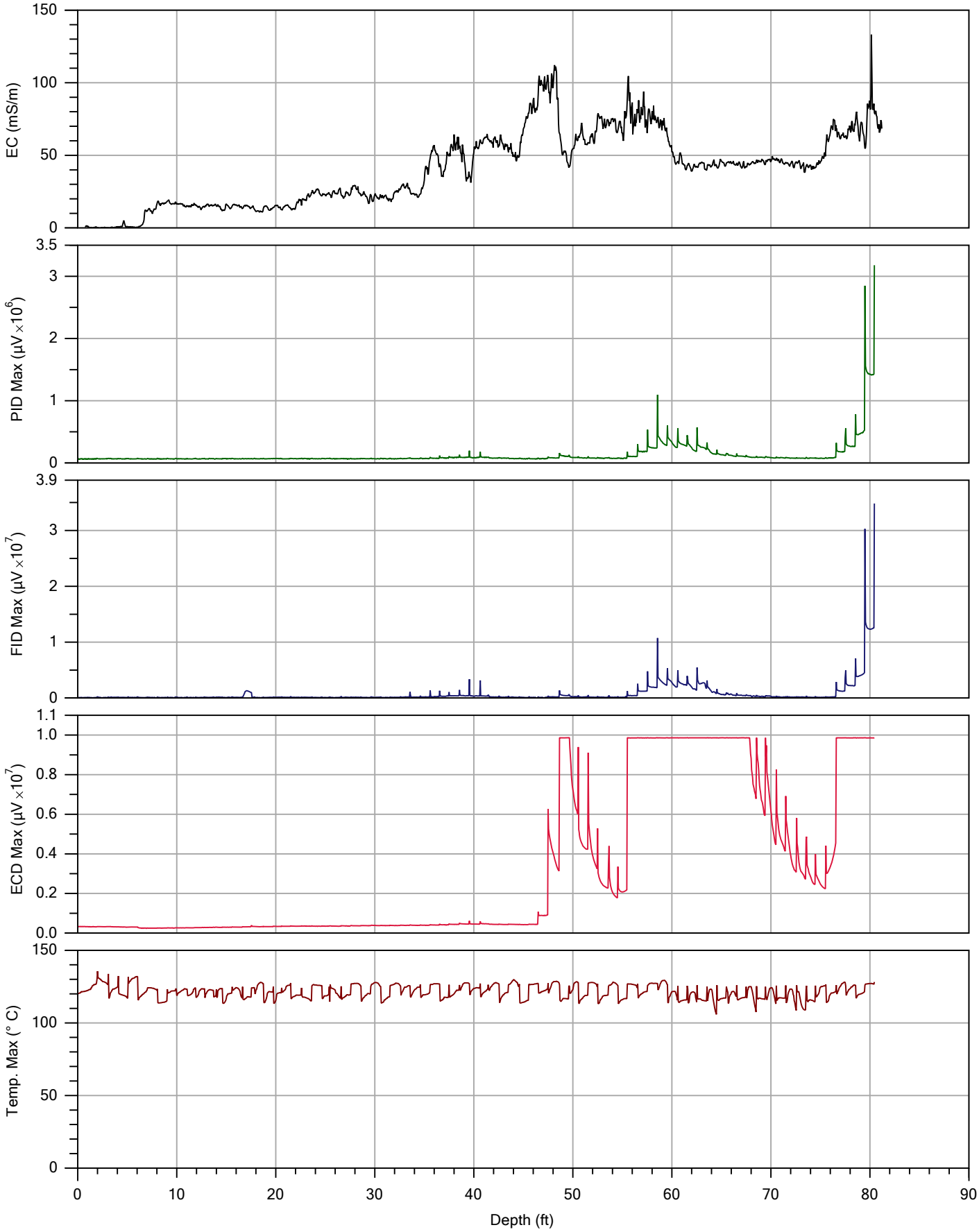

		File: MIP-006-20130123.MIP
Company: KB Labs	Operator: Jonathon Syrek	Date: 1/23/2013
Project ID: LC34	Client: Tetra Tech	Location:

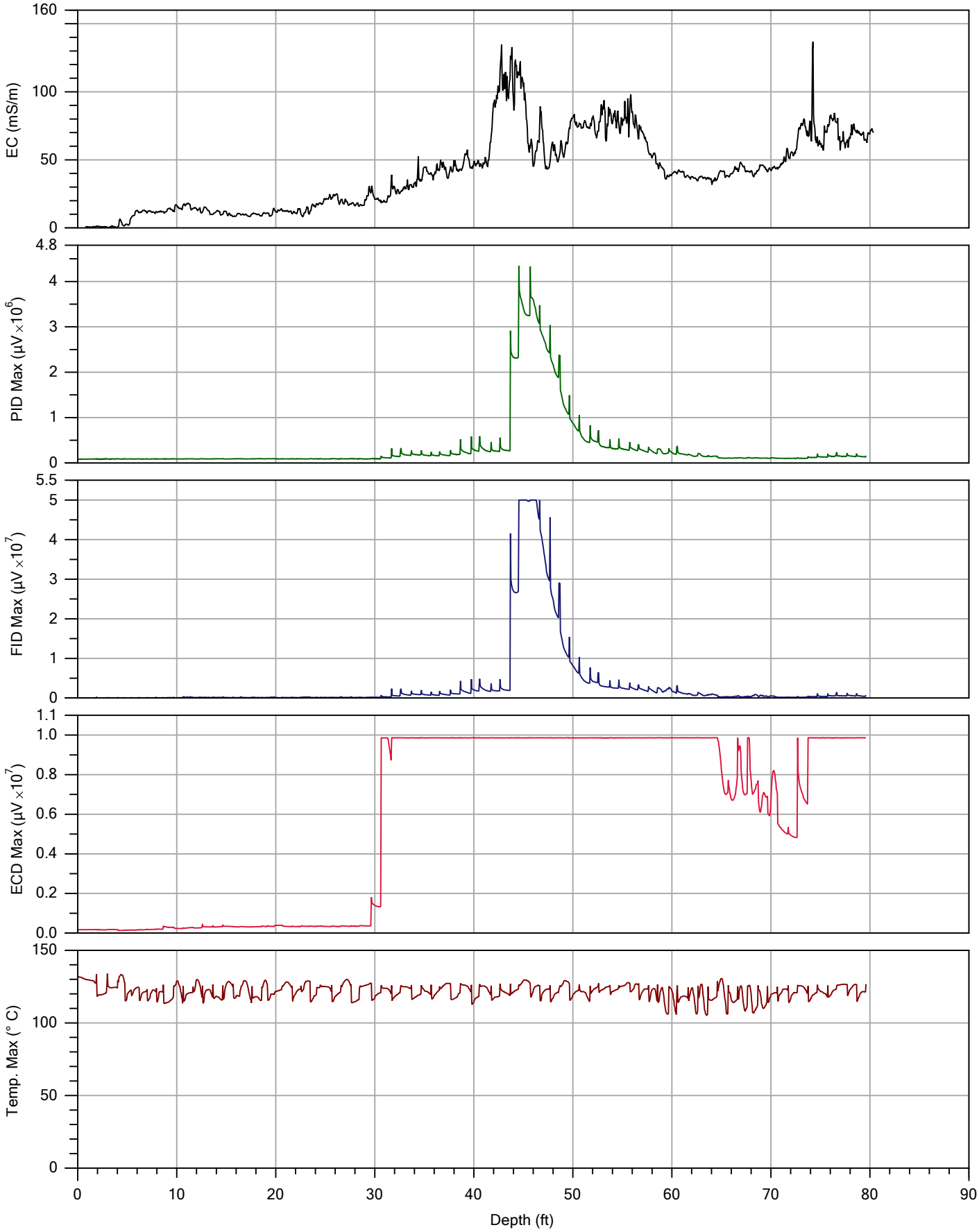

		File: MIP-007-20130124.MIP
Company: KB Labs	Operator: Jonathon Syrek	Date: 1/24/2013
Project ID: LC34	Client: Tetra Tech	Location:

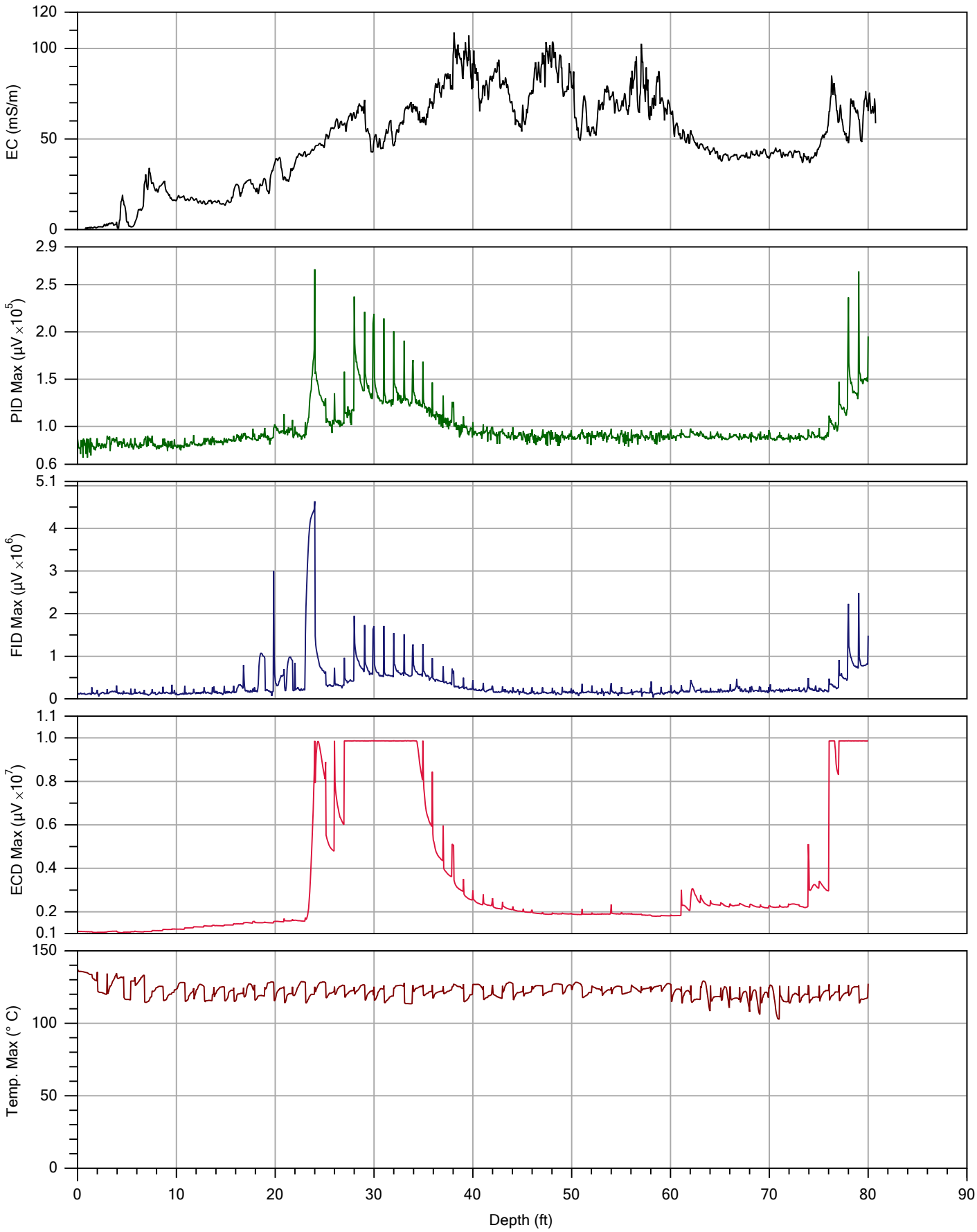

			File: MIP-008-20130124.MIP
Company: KB Labs		Operator: Jonathon Syrek	Date: 1/24/2013
Project ID: LC34		Client: Tetra Tech	Location:

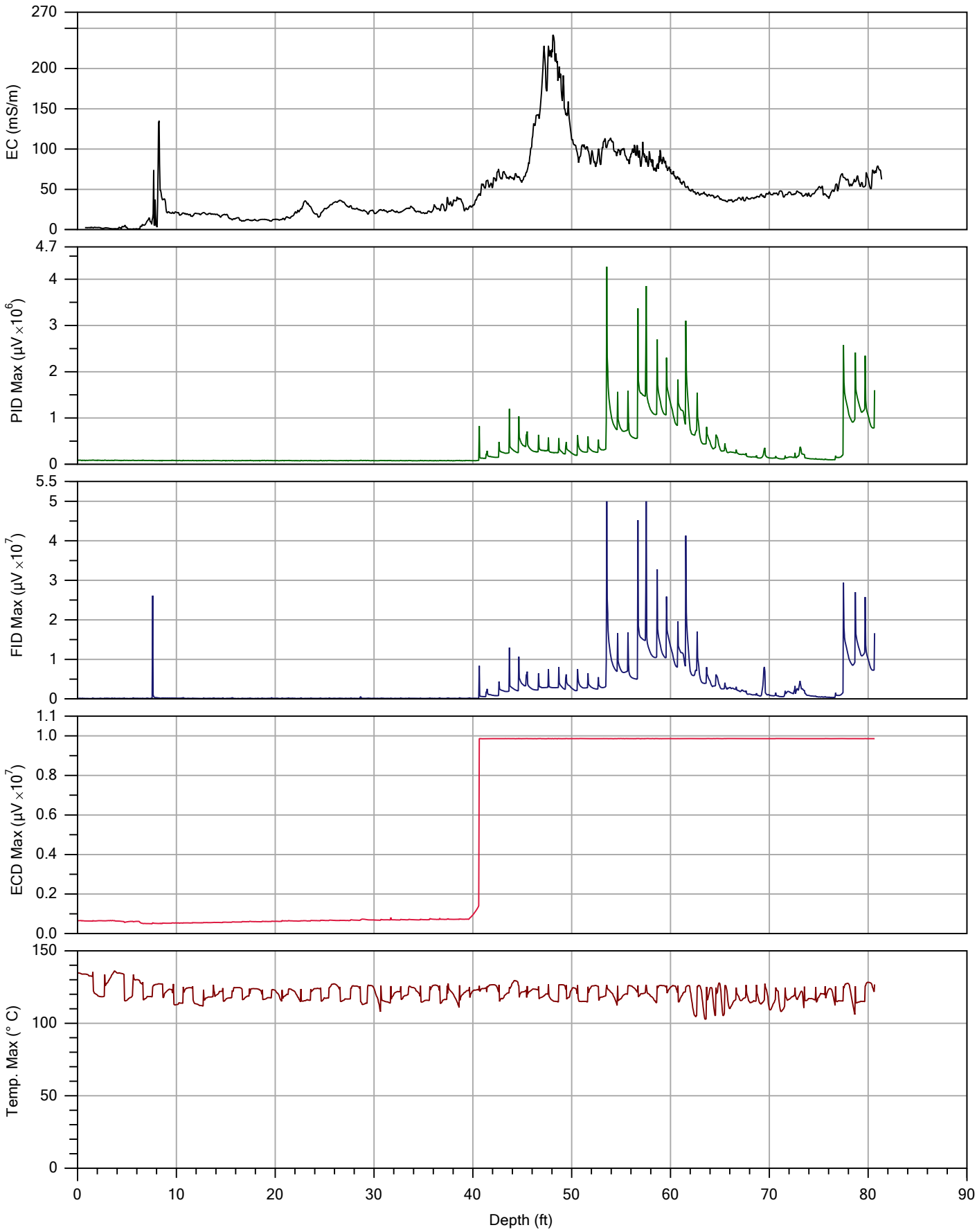

		File: MIP-009-20130124.MIP
Company: KB Labs	Operator: Jonathon Syrek	Date: 1/24/2013
Project ID: LC34	Client: Tetra Tech	Location:

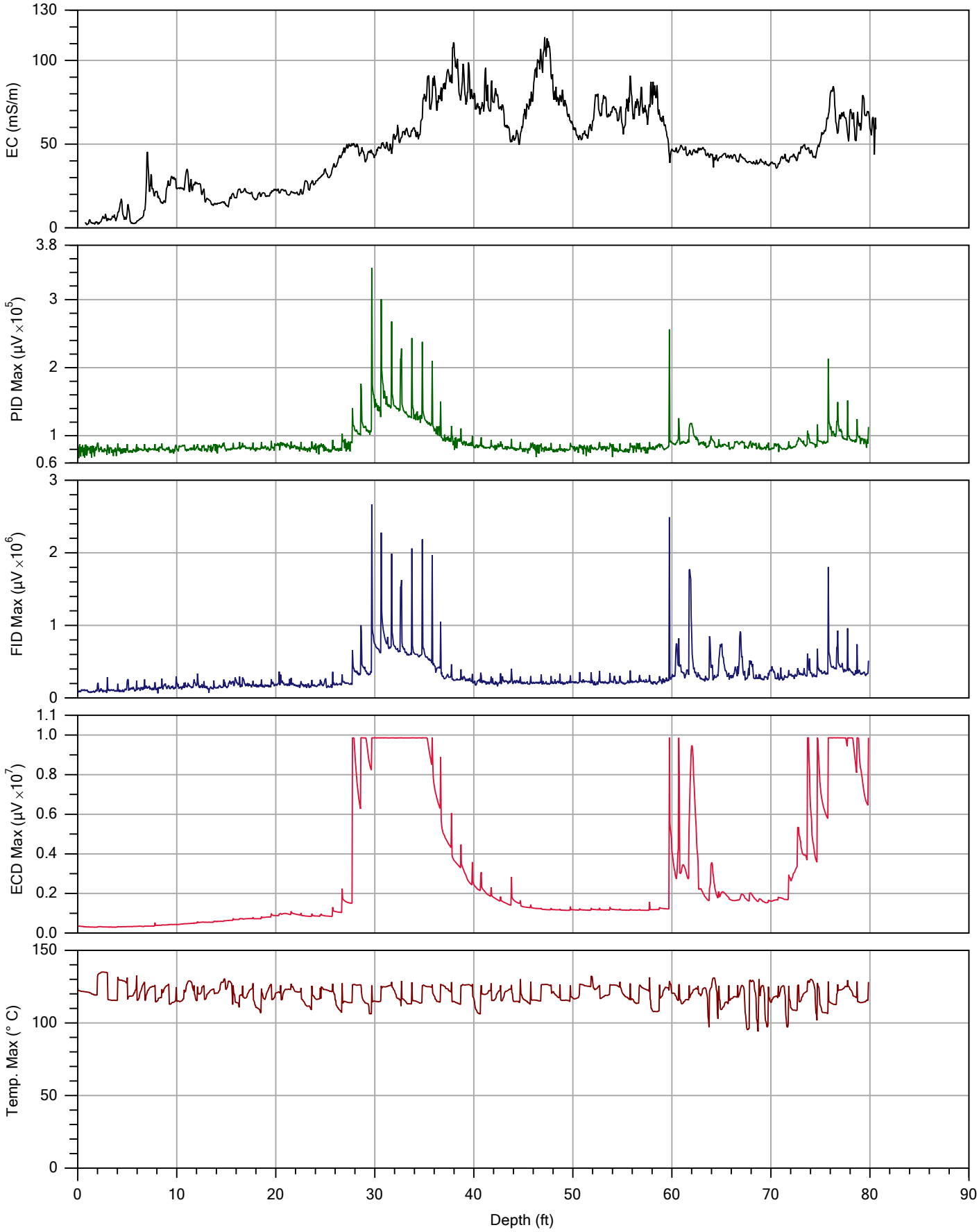

		File: MIP-010-20130125.MIP
Company: KB Labs	Operator: Jonathon Syrek	Date: 1/25/2013
Project ID: LC34	Client: Tetra Tech	Location:

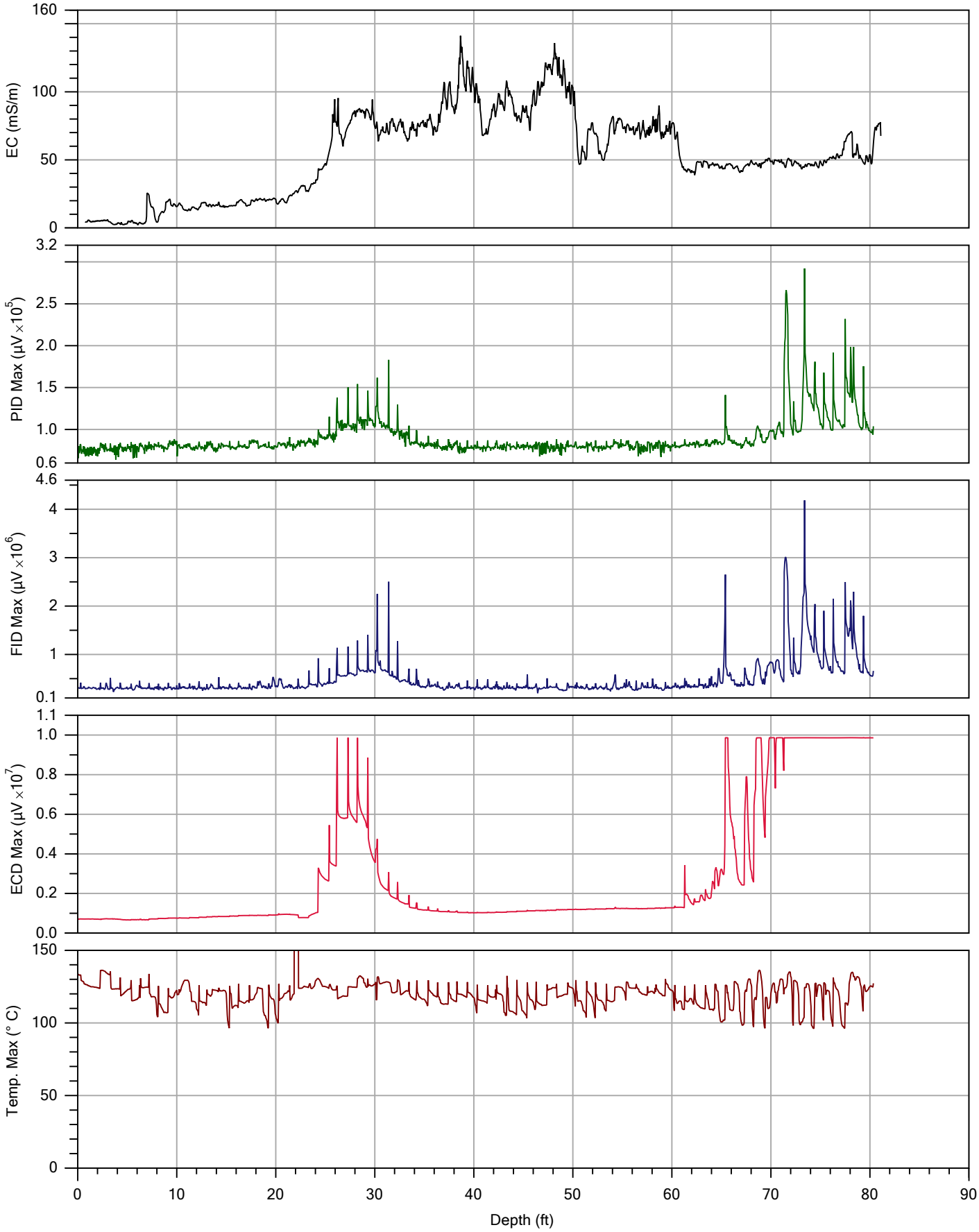

		File: MIP-011-20130125.MIP
Company: KB Labs	Operator: Jonathon Syrek	Date: 1/25/2013
Project ID: LC34	Client: Tetra Tech	Location:

NASA LC34 Shallow and Deep Groundwater Capture System Evaluation

Background/Goal – The calibrated groundwater flow model for LC34 received from Geosyntec Consultants was used to evaluate groundwater extraction pumping networks in both the Shallow and Deep groundwater zones. The intent of the groundwater extraction evaluation was to assist in determining expansion recovery well placement and extraction rates to increase capture of contaminated groundwater recently identified in various field investigations.

Calibrated Groundwater Flow Model - The calibrated groundwater flow model contains 7 layers ranging in elevation from approximately 8 feet MSL to -150 feet MSL. Model grid spacing is variable, ranging from 7.5 feet to 450 feet for rows (y-axis) and 7.5 feet to 525 feet for columns (x-axis). To assist in evaluating groundwater capture, Hot Spots 3 and 4 plume outlines from the LC34 Step 1B Engineering Evaluation were imported into the flow model. Since contours were not provided with TCE greater than 3,000 µg/l, all locations with DPT TCE detections greater than 30,000 µg/l were plotted to focus recovery well placements near high concentration areas. Additional model information is summarized below:

Model Layer	Lithologic Layer	Hydraulic Conductivity (ft/day)	Elevation (ft MSL)	Depth (ft BLS)
1	1 to 4	15.91	~8 to -42	0 to 50
2	5	0.6035	-42 to -48	50 to 56
3	5	1	-48 to -54	56 to 62
4	6	1	-54 to -73	62 to 81
5	7	0.01859	-73 to -83	81 to 91
6	8	25.77	-83 to -116	91 to 124
7	9	0.03372	-116 to -150	124 to 158

Shallow Zone Evaluation – Three scenarios were evaluated for the shallow groundwater zone. Both scenarios had extraction from the three existing recovery wells (RW01A, RW02A and RW03A) and 7 additional locations. Recovery wells were placed in model layer 1 and located near the areas of elevated TCE maximum concentrations (30,000 µg/l). One scenario had all of the recovery wells operating at 3 gpm. A second scenario was run with all recovery wells operating at 5 gpm. A hybrid, third scenario had 8 of the recovery wells operating at 3 gpm and the remaining 2 locations operating at 5 gpm (RW02A and new location, RW13A). Forward particle tracking was performed whereby several lines of particles were located outside of the current plume extents to ensure all areas of the plume would be captured by the extraction system. Particles were placed near the bottom of the model layer where elevated concentrations have been observed. Model output was evaluated showing the potentiometric surface (water table) and particle tracks with arrows representing one year of travel time.

Deep Zone Evaluation – Four scenarios were evaluated in the deep groundwater zone. Six existing recovery wells (RW01B to RW06B) and a new recovery well (RW16B - located approximately between RW01B and RW04B) were placed from 50 to 80 feet bls, within model layers 2, 3 and 4. Extraction rates for the deep recovery wells were partitioned based on Transmissivity (where T = hydraulic conductivity * layer thickness), whereby layer 2 received 12.7%, layer 3 received 21.0% and layer 4 received 66.4% of

the total extracted flow rate. Twelve injection wells (IW01 to IW12) were also included in the evaluations, also being placed from 50 to 80 feet bls. As with the recovery wells, the flow rate was partitioned. A flow rate of approximately 2 gpm was used for each injection well (rate was reduced from 2 gpm to prevent flooding – modeled water levels above ground surface).

The following extraction rates were evaluated in the designated scenarios:

Recovery Well	Scenario 1	Scenario 2	Scenario 3	Scenario 4
RW01B	5	5	5	5
RW02B	5	5	5	5
RW03B	3	3	3	3
RW04B	3	2	2	2
RW05B	3	3	3	2
RW06B	0	2	2	0
RW16B	0	0	5	5

Forward particle tracking was performed whereby several lines of particles were located within the injection wells to ensure all areas were captured by the extraction system. Additionally, some particles were placed between RW01B to RW03B and RW16B to ensure that stagnation of flow is minimized. Particles were placed near the top of the model layer 4 where maximum concentrations have been observed. Model output was evaluated showing the potentiometric surface and particle tracks with arrows representing one year of travel time.

NASA KENNEDY SPACE CENTER, FLORIDA
SWMU CC054: Launch Complex 34 (LC34), Deep Well Optimization and HS3 Expansion
Step 4C Engineering Evaluation - Design Cost Estimate, Process Treatment Scenario A
Capital Cost

Item	Quantity	Unit	Unit Cost				Extended Cost				Subtotal
			Subcontract	Material	Labor	Equipment	Subcontract	Material	Labor	Equipment	
1 PROJECT PLANNING & DOCUMENTS											
1.1 Prepare Documents & Plans including Permits	1	ls			$20,000.00		$0	$0	$20,000	$0	$20,000
1.2 Completion Report	1	ls			$15,000.00		$0	$0	$15,000	$0	$15,000
1.3 Step 4C Engineering Evaluation	1	ls			$10,000.00		$0	$0	$10,000	$0	$10,000
2 MOBILIZATION AND DEMOBILIZATION											
2.1 Site Support Facilities (trailers, chemical toilet, etc.)	1	ls		$2,000.00		$3,500.00	$0	$2,000	$0	$3,500	$5,500
2.2 Equipment Mobilization/Demobilization	4	ea			$183.00	$518.00	$0	$0	$732	$2,072	$2,804
2.3 Drill Rig Mobilization/Demobilization	1	ls	$10,000.00				$10,000	$0	$0	$0	$10,000
2.4 Crane Mobilization/Lift Permitting	1	ls	$2,000.00				$2,000	$0	$0	$0	$2,000
3 FIELD SUPPORT											
3.1 Site Support Facilities (trailers, chemical toilet, etc.)	1	mo		$220.00	$370.00		$0	$220	$370	$0	$590
3.2 Construction Survey Support	2	day	$1,125.00				$2,250	$0	$0	$0	$2,250
3.3 Site Superintendent	30	day			$375.00		$0	$0	$11,250	$0	$11,250
3.4 Site Health & Safety and QA/QC	15	day			$355.00		$0	$0	$5,325	$0	$5,325
4 DECONTAMINATION											
4.1 Decontamination Services	1	mo		$1,220.00	$549.60	$1,550.00	$0	$1,220	$550	$1,550	$3,320
4.2 Equipment Laydown and Decon Pad	1	ls		$2,000.00	$549.60	$725.00	$0	$2,000	$550	$725	$3,275
4.3 Decon/IDW Water Treatment/Mgmt via LC34 System	10,000	gal			$0.10		$0	$0	$1,000	$0	$1,000
4.4 Decon Water Storage Tank, 1,600 gallon	1	mo				$782.00	$0	$0	$0	$782	$782
4.6 IDW Disposal: non-hazardous	50	drum	$135.00				$6,750	$0	$0	$0	$6,750
4.7 IDW Disposal: hazardous	5	drum	$250.00				$1,250	$0	$0	$0	$1,250
5 RECOVERY WELL INSTALLATION (SONIC)											
5.1 Deep Recovery Well (6" SS, 1 Well, 50-80' Screen)	1	Well	$20,000.00		$824.40		$20,000	$0	$824	$0	$20,824
5.2 Shallow Recovery Well (6" SS, 7 Well, 15-45' Screen)	7	Well	$12,500.00		$549.60		$87,500	$0	$3,847	$0	$91,347
5 PACKER INSTALLATION											
5.1 Inflatable Packer Kit (10' bladder length)	3	ea				$3,500.00	$0	$0	$0	$10,500	$10,500
5.2 Inflatable Packer Kit (15' bladder length)	1	ea				$4,000.00	$0	$0	$0	$4,000	$4,000
5.3 Inflatable Packer Kit (20' bladder length)	1	ea				$5,000.00	$0	$0	$0	$5,000	$5,000
5.4 Packer Installation (via truck crane)	3	day	$1,080.00		$274.80		$3,240	$0	$824	$0	$4,064
5.5 Pump Re-Installation/Adjustment	2	day			$274.80		$0	$0	$550	$0	$550
6 EXPANSION INSTALLATION											
6.1 Conveyance Piping, 1" dia. HDPE, 500 ft roll	4,000	lft		$2.00			$0	$8,000	$0	$0	$8,000
6.2 Pump Wire/Conduit 1" dia. Conduit, 10THHN Wire (4 wir	4,000	lft		$4.74			$0	$18,940	$0	$0	$18,940
6.3 Roll-Off Box/Construction Debris T&D	25	ton	$125.00				$3,125	$0	$0	$0	$3,125
6.4 Trencher, Chain (1 machine, 20 days)	20	day				$297.00	$0	$0	$0	$5,940	$5,940
6.5 Mini-Excavator (1 machine, 30 days)	30	day				$349.40	$0	$0	$0	$10,482	$10,482
6.6 Backhoe / Loader (1 machines, 30 days)	30	day				$349.40	$0	$0	$0	$10,482	$10,482
6.7 Site Labor (4 laborers, 30 days)	120	day			$274.80		$0	$0	$32,976	$0	$32,976
6.8 0.5 HP Pollution Recovery Well Pumps (new RWs)	7	ea			$91.60	$5,000.00	$0	$0	$641	$35,000	$35,641
6.9 Replace 0.75 HP RW Pump Motors with 0.5 HP (flow dec	5	ea			$68.70	$1,500.00	$0	$0	$344	$7,500	$7,844
6.10 SS Custom Recovery Well Manifolds (within system)	1	LS			$1,099.20	$10,000.00	$0	$0	$1,099	$10,000	$11,099
6.11 Controls Modification (incl. 1 technician, 5d)	1	LS	$20,000.00		$1,374.00		$20,000	$0	$1,374	$0	$21,374
6.12 Air Stripper Replacement (incl. 2 technicians, 3d)	1	LS			$1,648.80	$35,000.00	$0	$0	$1,649	$35,000	$36,649
6.12 Air Stripper Enclosure (incl. 2 technians, 2d)	1	LS			$1,099.20	$15,000.00	$0	$0	$1,099	$15,000	$16,099
6.13 Venturi Stripping System (incl. 2 technicans, 2d)	0	LS			$1,099.20	$28,000.00	$0	$0	$0	$0	$0
6.14 Piping Modifications (stainless steel spec'd pre-stripper ir	1	ea	$10,000.00		$824.40		$10,000	$0	$824	$0	$10,824
6.15 Electrical System Modifications (incl. 1 tech. 4 d)	1	ea	$10,000.00		$1,099.20		$10,000	$0	$1,099	$0	$11,099
6.16 System Startup Labor	10	day			$274.80		$0	$0	$2,748	$0	$2,748

NASA KENNEDY SPACE CENTER, FLORIDA
SWMU CC054: Launch Complex 34 (LC34), Deep Well Optimization and HS3 Expansion
Step 4C Engineering Evaluation - Design Cost Estimate, Process Treatment Scenario A
Capital Cost

Item	Quantity	Unit	Unit Cost Subcontract	Material	Labor	Equipment	Extended Cost Subcontract	Material	Labor	Equipment	Subtotal
7 SITE RESTORATION											
7.1 Topsoil & Seed	2	acre	$2,000.00				$4,000	$0	$0	$0	$4,000
7.2 Concrete/Asphalt Replacement	1	LS	$10,000.00		$274.80		$10,000	$0	$275	$0	$10,275
8 STARTUP SAMPLING											
8.1 Analysis: VOCs (Air)	10	sample	$250.00				$2,500	$0	$0	$0	$2,500
8.2 Mobile Lab	5	Day	$1,500.00				$7,500	$0	$0	$0	$7,500
Subtotal							$200,115	$32,380	$114,950	$157,533	$504,978
Overhead on Labor Cost @ 30%									$34,485		$34,485
G & A on Labor, Material, Equipment, & Subs Cost @ 10%							$20,012	$3,238	$11,495	$15,753	$50,498
Tax on Materials and Equipment Cost @ 6%								$1,943		$9,451.98	$11,395
Total Direct Cost							$220,127	$37,561	$160,930	$182,738	$601,356
Indirects on Total Direct Cost @ 5%											$30,068
Profit on Total Direct Cost @ 10%											$60,136
Total Field Cost											$691,559
Contingency on Total Field Costs @ 10%											$69,156
Engineering on Total Field Cost @ 5%											$34,578
TOTAL CAPITAL COST											**$795,293**

NASA KENNEDY SPACE CENTER, FLORIDA
SWMU CC054: Launch Complex 34 (LC34), Deep Well Optimization and HS3 Expansion
Step 4C Engineering Evaluation - Design Cost Estimate, Process Treatment Scenario A
Annual Cost (Additional System Operating Costs, 12 months of operation)

Item	Quantity	Unit	Unit Cost				Extended Cost				
			Subcontract	Material	Labor	Equipment	Subcontract	Material	Labor	Equipment	Subtotal
1 EQUIPMENT OPERATION AND MAINTENANCE											
1.1 Analysis: VOCs (8 additional locations, quarterly)	32	sample	$100.00				$3,200	$0	$0	$0	$3,200
1.2 Redux 620 Additional Dosage (0.5 drum/month)	6	ea		$2,000.00			$0	$12,000	$0	$0	$12,000
1.3 Equipment maintenance and repair replacement	1	ea		$10,000.00	$5,000.00		$0	$10,000	$5,000	$0	$15,000
1.4 Electrical (assume 8 HP system increase, 24/7/1)	58,065	kWH	$0.09				$5,226	$0	$0	$0	$5,226
1.5 Test Packer Pressure, add water as needed	4	Event			$274.80		$0	$0	$1,099	$0	$1,099
1.6 Packer Replacement (assume 1 packer replaced per y	1	Event		$4,000.00	$549.60		$0	$4,000	$550	$0	$4,550
1.7 Pump Removal/Maintenance and Packer Bladder Ren	2	Event	$1,080.00		$824.40		$2,160	$0	$1,649	$0	$3,809
						Subtotal	$10,586	$26,000	$8,298	$0	$44,883
Overhead on Labor Cost @ 30%									$2,489		$2,489
G & A on Labor, Material, Equipment, & Subs Cost @ 10%							$843	$2,600	$830	$0	$4,272
Tax on Materials and Equipment Cost @ 6%								$1,560		$0	$1,560
Total Direct Cost							$11,428	$30,160	$11,617	$0	$53,205
Indirects on Total Direct Cost @ 5%											$2,660
Profit on Total Direct Cost @ 10%											$5,321
Total Field Cost											$61,186
Contingency on Total Field Costs @ 5%											$3,059
Engineering on Total Field Cost @ 5%											$3,059
Total Annual Cost											**$67,304**

NASA KENNEDY SPACE CENTER, FLORIDA
SWMU CC054: Launch Complex 34 (LC34), Deep Well Optimization and HS3 Expansion
Step 4C Engineering Evaluation - Design Cost Estimate, Process Treatment Scenario B
Capital Cost

Item	Quantity	Unit	Unit Cost				Extended Cost				Subtotal
			Subcontract	Material	Labor	Equipment	Subcontract	Material	Labor	Equipment	
1 PROJECT PLANNING & DOCUMENTS											
1.1 Prepare Documents & Plans including Permits	1	ls			$20,000.00		$0	$0	$20,000	$0	$20,000
1.2 Completion Report	1	ls			$15,000.00		$0	$0	$15,000	$0	$15,000
1.3 Step 4C Engineering Evaluation	1	ls			$10,000.00		$0	$0	$10,000	$0	$10,000
2 MOBILIZATION AND DEMOBILIZATION											
2.1 Site Support Facilities (trailers, chemical toilet, etc.)	1	ls		$2,000.00		$3,500.00	$0	$2,000	$0	$3,500	$5,500
2.2 Equipment Mobilization/Demobilization	4	ea			$183.00	$518.00	$0	$0	$732	$2,072	$2,804
2.3 Drill Rig Mobilization/Demobilization	1	ls	$10,000.00				$10,000	$0	$0	$0	$10,000
2.4 Crane Mobilization/Lift Permitting	1	ls	$2,000.00				$2,000	$0	$0	$0	$2,000
3 FIELD SUPPORT											
3.1 Site Support Facilities (trailers, chemical toilet, etc.)	1	mo		$220.00	$370.00		$0	$220	$370	$0	$590
3.2 Construction Survey Support	2	day	$1,125.00				$2,250	$0	$0	$0	$2,250
3.3 Site Superintendent	30	day			$375.00		$0	$0	$11,250	$0	$11,250
3.4 Site Health & Safety and QA/QC	15	day			$355.00		$0	$0	$5,325	$0	$5,325
4 DECONTAMINATION											
4.1 Decontamination Services	1	mo		$1,220.00	$549.60	$1,550.00	$0	$1,220	$550	$1,550	$3,320
4.2 Equipment Laydown and Decon Pad	1	ls		$2,000.00	$549.60	$725.00	$0	$2,000	$550	$725	$3,275
4.3 Decon/IDW Water Treatment/Mgmt via LC34 System	10,000	gal			$0.10		$0	$0	$1,000	$0	$1,000
4.4 Decon Water Storage Tank, 1,600 gallon	1	mo				$782.00	$0	$0	$0	$782	$782
4.6 IDW Disposal: non-hazardous	50	drum	$135.00				$6,750	$0	$0	$0	$6,750
4.7 IDW Disposal: hazardous	5	drum	$250.00				$1,250	$0	$0	$0	$1,250
5 RECOVERY WELL INSTALLATION (SONIC)											
5.1 Deep Recovery Well (6" SS, 1 Well, 50-80' Screen)	1	Well	$20,000.00		$824.40		$20,000	$0	$824	$0	$20,824
5.2 Shallow Recovery Well (6" SS, 7 Well, 15-45' Screen)	7	Well	$12,500.00		$549.60		$87,500	$0	$3,847	$0	$91,347
5 PACKER INSTALLATION											
5.1 Inflatable Packer Kit (10' bladder length)	3	ea				$3,500.00	$0	$0	$0	$10,500	$10,500
5.2 Inflatable Packer Kit (15' bladder length)	1	ea				$4,000.00	$0	$0	$0	$4,000	$4,000
5.3 Inflatable Packer Kit (20' bladder length)	1	ea				$5,000.00	$0	$0	$0	$5,000	$5,000
5.4 Packer Installation (via truck crane)	3	day	$1,080.00		$274.80		$3,240	$0	$824	$0	$4,064
5.5 Pump Re-Installation/Adjustment	2	day			$274.80		$0	$0	$550	$0	$550
6 EXPANSION INSTALLATION											
6.1 Conveyance Piping, 1" dia. HDPE, 500 ft roll	4,000	lft		$2.00			$0	$8,000	$0	$0	$8,000
6.2 Pump Wire/Conduit 1" dia. Conduit, 10THHN Wire (4 wir	4,000	lft		$4.74			$0	$18,940	$0	$0	$18,940
6.3 Roll-Off Box/Construction Debris T&D	25	ton	$125.00				$3,125	$0	$0	$0	$3,125
6.4 Trencher, Chain (1 machine, 20 days)	20	day				$297.00	$0	$0	$0	$5,940	$5,940
6.5 Mini-Excavator (1 machine, 30 days)	30	day				$349.40	$0	$0	$0	$10,482	$10,482
6.6 Backhoe / Loader (1 machines, 30 days)	30	day				$349.40	$0	$0	$0	$10,482	$10,482
6.7 Site Labor (4 laborers, 30 days)	120	day			$274.80		$0	$0	$32,976	$0	$32,976
6.8 0.5 HP Pollution Recovery Well Pumps (new RWs)	7	ea			$91.60	$5,000.00	$0	$0	$641	$35,000	$35,641
6.9 Replace 0.75 HP RW Pump Motors with 0.5 HP (flow dec	5	ea			$68.70	$1,500.00	$0	$0	$344	$7,500	$7,844
6.10 SS Custom Recovery Well Manifolds (within system)	1	LS			$1,099.20	$10,000.00	$0	$0	$1,099	$10,000	$11,099
6.11 Controls Modification (incl. 1 technician, 5d)	1	LS	$20,000.00		$1,374.00		$20,000	$0	$1,374	$0	$21,374
6.12 Air Stripper Replacement (incl. 2 technicians, 3d)	0	LS			$1,648.80	$35,000.00	$0	$0	$0	$0	$0
6.12 Air Stripper Enclosure (incl. 2 technians, 2d)	0	LS			$1,099.20	$15,000.00	$0	$0	$0	$0	$0
6.13 Venturi Stripping System (incl. 2 technicans, 2d)	1	LS			$1,099.20	$28,000.00	$0	$0	$1,099	$28,000	$29,099
6.14 Piping Modifications (stainless steel spec'd pre-stripper ir	1	ea	$10,000.00		$824.40		$10,000	$0	$824	$0	$10,824
6.15 Electrical System Modifications (incl. 1 tech. 4 d)	1	ea	$10,000.00		$1,099.20		$10,000	$0	$1,099	$0	$11,099
6.16 System Startup Labor	10	day			$274.80		$0	$0	$2,748	$0	$2,748

NASA KENNEDY SPACE CENTER, FLORIDA
SWMU CC054: Launch Complex 34 (LC34), Deep Well Optimization and HS3 Expansion
Step 4C Engineering Evaluation - Design Cost Estimate, Process Treatment Scenario B
Capital Cost

Item	Quantity	Unit	Unit Cost Subcontract	Material	Labor	Equipment	Extended Cost Subcontract	Material	Labor	Equipment	Subtotal
7 SITE RESTORATION											
7.1 Topsoil & Seed	2	acre	$2,000.00				$4,000	$0	$0	$0	$4,000
7.2 Concrete/Asphalt Replacement	1	LS	$10,000.00		$274.80		$10,000	$0	$275	$0	$10,275
8 STARTUP SAMPLING											
8.1 Analysis: VOCs (Air)	10	sample	$250.00				$2,500	$0	$0	$0	$2,500
8.2 Mobile Lab	5	Day	$1,500.00				$7,500	$0	$0	$0	$7,500
Subtotal							$200,115	$32,380	$113,301	$135,533	$481,329
Overhead on Labor Cost @ 30%									$33,990		$33,990
G & A on Labor, Material, Equipment, & Subs Cost @ 10%							$20,012	$3,238	$11,330	$13,553	$48,133
Tax on Materials and Equipment Cost @ 6%								$1,943		$8,131.98	$10,075
Total Direct Cost							$220,127	$37,561	$158,622	$157,218	$573,527
Indirects on Total Direct Cost @ 5%											$28,676
Profit on Total Direct Cost @ 10%											$57,353
Total Field Cost											$659,557
Contingency on Total Field Costs @ 10%											$65,956
Engineering on Total Field Cost @ 5%											$32,978
TOTAL CAPITAL COST											**$758,490**

NASA KENNEDY SPACE CENTER, FLORIDA
SWMU CC054: Launch Complex 34 (LC34), Deep Well Optimization and HS3 Expansion
Step 4C Engineering Evaluation - Design Cost Estimate, Process Treatment Scenario B
Annual Cost (Additional System Operating Costs, 12 months of operation)

Item	Quantity	Unit	Unit Cost				Extended Cost				
			Subcontract	Material	Labor	Equipment	Subcontract	Material	Labor	Equipment	Subtotal
1 EQUIPMENT OPERATION AND MAINTENANCE											
1.1 Analysis: VOCs (8 additional locations, quarterly)	32	sample	$100.00				$3,200	$0	$0	$0	$3,200
1.2 Redux 620 Additional Dosage (0.5 drum/month)	6	ea		$2,000.00			$0	$12,000	$0	$0	$12,000
1.3 Equipment maintenance and repair replacement	1	ea		$10,000.00	$5,000.00		$0	$10,000	$5,000	$0	$15,000
1.4 Electrical (assume 8 HP system increase, 24/7/1)	58,065	kWH	$0.09				$5,226	$0	$0	$0	$5,226
1.5 Test Packer Pressure, add water as needed	4	Event			$274.80		$0	$0	$1,099	$0	$1,099
1.6 Packer Replacement (assume 1 packer replaced per y	1	Event		$4,000.00	$549.60		$0	$4,000	$550	$0	$4,550
1.7 Pump Removal/Maintenance and Packer Bladder Ren	2	Event	$1,080.00		$824.40		$2,160	$0	$1,649	$0	$3,809
						Subtotal	$10,586	$26,000	$8,298	$0	$44,883
Overhead on Labor Cost @ 30%									$2,489		$2,489
G & A on Labor, Material, Equipment, & Subs Cost @ 10%							$843	$2,600	$830	$0	$4,272
Tax on Materials and Equipment Cost @ 6%								$1,560		$0	$1,560
Total Direct Cost							$11,428	$30,160	$11,617	$0	$53,205
Indirects on Total Direct Cost @ 5%											$2,660
Profit on Total Direct Cost @ 10%											$5,321
Total Field Cost											$61,186
Contingency on Total Field Costs @ 5%											$3,059
Engineering on Total Field Cost @ 5%											$3,059
Total Annual Cost											**$67,304**

FIGURE 3-2 PIPING AND INSTRUMENTATION DIAGRAM

LAUNCH COMPLEX 34, CAPE CANAVERAL AIR FORCE STATION, FLORIDA

NOTES:
1. ALL GROUNDWATER PIPING WITHIN EQUIPMENT BUILDING UP TO AIR STRIPPER IS 304 STAINLESS STEEL.
2. GROUNDWATER PIPING EXTERIOR TO BUILDING IS HDPE.
3. AIR STRIPPER BLOWER INTAKE IS FROM BUILDING EXTERIOR.
4. EACH RECOVERY WELL PUMP IS MONITORED VIA A PUMPTEC LOAD MONITOR INSTALLED ADJACENT TO THE ELECTRICAL CONTROL PANEL WITHIN THE EQUIPMENT BUILDING.

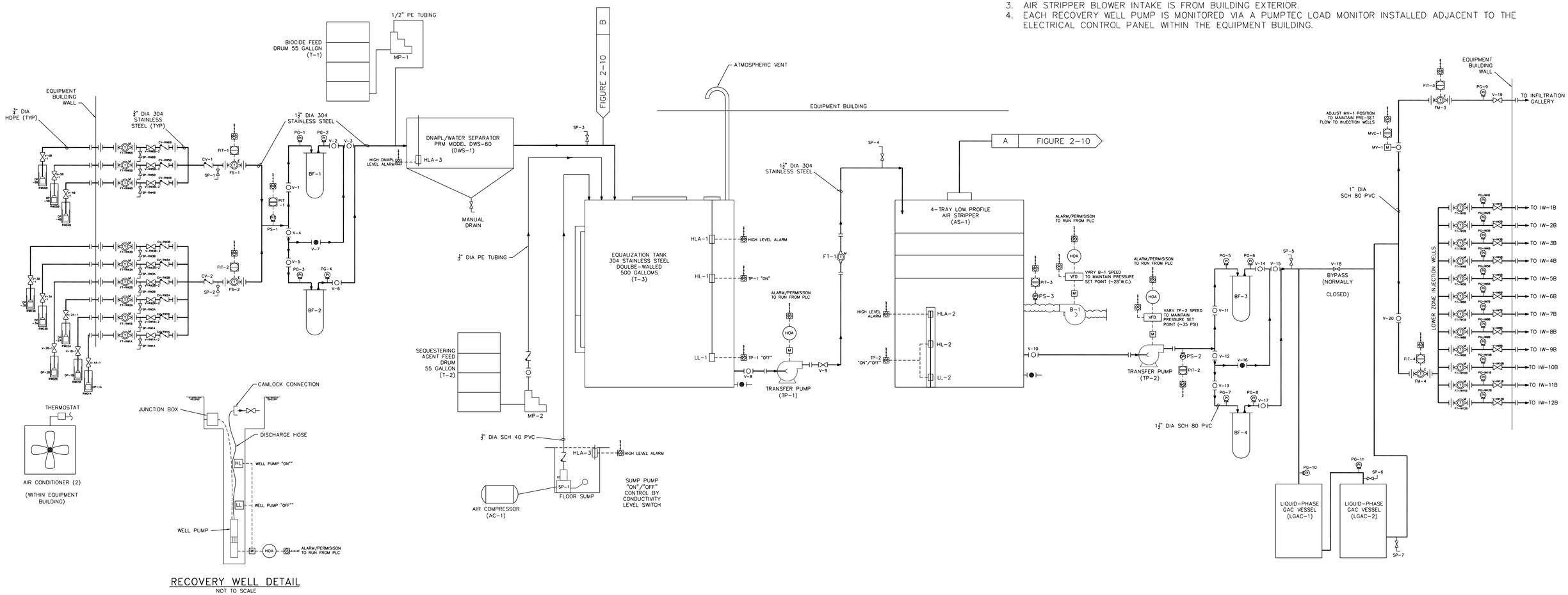

RECOVERY WELL DETAIL
NOT TO SCALE

KEY EQUIPMENT ITEMS

P&ID Symbol	Description	Model Info	Quantity
DP-1A through DP-8B	Extraction well pump	Grundfos MODEL 5S07-18 (with teflon seals), franklin motor model 2145074916S, with pumptech model 580-002-006-00 motor protection5 gpm at 340' TDH, 3/4hp	9
FT-1A through FT-8B	Flow totalizer for each extraction well	ISTEC Model 1740, 3/4" inlet/outlet	9
FS-1 and FIC-1, FS-2 and FIC-2	Flow sensor and transmitter w. digital display	Signet 525 METLEX	2
FS-3 and FIC-3, FS-4 and FIC-3	Flow sensor and transmitter	Signet 38550-1	2
BF-1 to BF-4	Bag filter	KRYSTIL KLEAR Model 66-30 (304SS)	2
MP-1, MP-2	Biocide, sequestering agent metering pumps	LMI model AA971-155HV	2
DWS-1	DNAPL/Water separator	PRM model OWS-60	1
AC-1	Air compressor	Porter Cable model C2002, 2.5 CFM @ 90 psi, 0.8 hp	1
FT-1	Flow totalizer	ISTEC Model 1740, 1 1/2" inlet/outlet	1
AS-1	4-tray low profile air stripper	PRM model AST-624, rated for 75 gpm, 600 SCFM at <30"w.c.	1
LGAC-1, LGAC-2	Liquid phase granular activated carbon vessels, located outside	Carbon services model AQ1500, 1500# of carbon each, 50 gpm , <150 psi rating	1
TP-1	Air stripper inlet transfet pump	AMT model 490D-98, 50 gpm at 75' TDH, 1.5 hp	1
TP-2	Air stripper effluent transfet pump	AMT model 5533-98, 59 gpm at 100' TDH, 3 hp, VFD controlled	1
B-1	Air stripper blower	Twin City Fan model TBNA 19N6, 600 SCFM at 28"w.c., 5 hp, VFD controlled	1
MV-1	Flow dividing motorized valve controlled by PLC signal	?	1
SP-1	Sump pump	ARD PID air operated pump.	1

SYMBOLS

FS	FLOW SENSOR
FIT	FLOW TRANSMITTER WITH TOTALIZING FUNCTION
PS	PRESSURE SENSOR
PIT	PRESSURE TRANSMITTER
MIC	MOTORIZED VALVE PLC CONTROLLER
PG	PRESSURE GAUGE
V	PROCESS VALVE
CV	CHECK VALVE
SP	SAMPLING PORT
LL	LOW LEVEL SWITCH
HL	HIGH LEVEL SWITCH
HLA	HIGH LEVEL ALARM SWITCH

LEGEND

- ANALOG OUTPUT TO PLC
- DISCREATE OUTPUT TO PLC
- ANALOG INPUT FROM PLC
- DISCREATE INPUT FROM PLC
- INSTRUMENT WITH SCADA AND HMI DISPLAY
- INSTRUMENT WITH SCADA DISPLAY ONLY
- HAND-OFF-AUTO SWITCH
- VARIABLE FREQUENCY DRIVE
- ELECTRICAL MOTOR
- UNION
- FLEXIBLE HOSE
- CHECK VALVE
- BALL VALVE (NORMALLY OPEN)
- BALL VALVE (NORMALLY CLOSED)
- FLANGE
- HOSE CONNECTION
- GATE VALVE
- ELECTRONIC FLOW SENSOR
- MECHANICAL FLOW TOTALIZER
- ELECTRONIC PRESSURE SENSOR
- PRESSURE INDICATOR
- DIFFERENTIAL PRESSURE INDICATOR
- TEMPERATURE INDICATOR
- CENTRIFUGAL PUMP
- METERING PUMP
- CENTRIFUGAL BLOWER
- SUMP PUMP W/FLOAT SWITCH

\pt23.04,26.88,30.72;H:\may 11 backup\Kennedy Space Center\PIDs\2213FG009lt.dwg PIT BORIS.DYNKIN 3/11/2011 1:51:20 PM

FIGURE 2–9 PIPING AND INSTRUMENTATION DIAGRAM

LAUNCH COMPLEX 34, CAPE CANAVERAL AIR FORCE STATION, FLORIDA

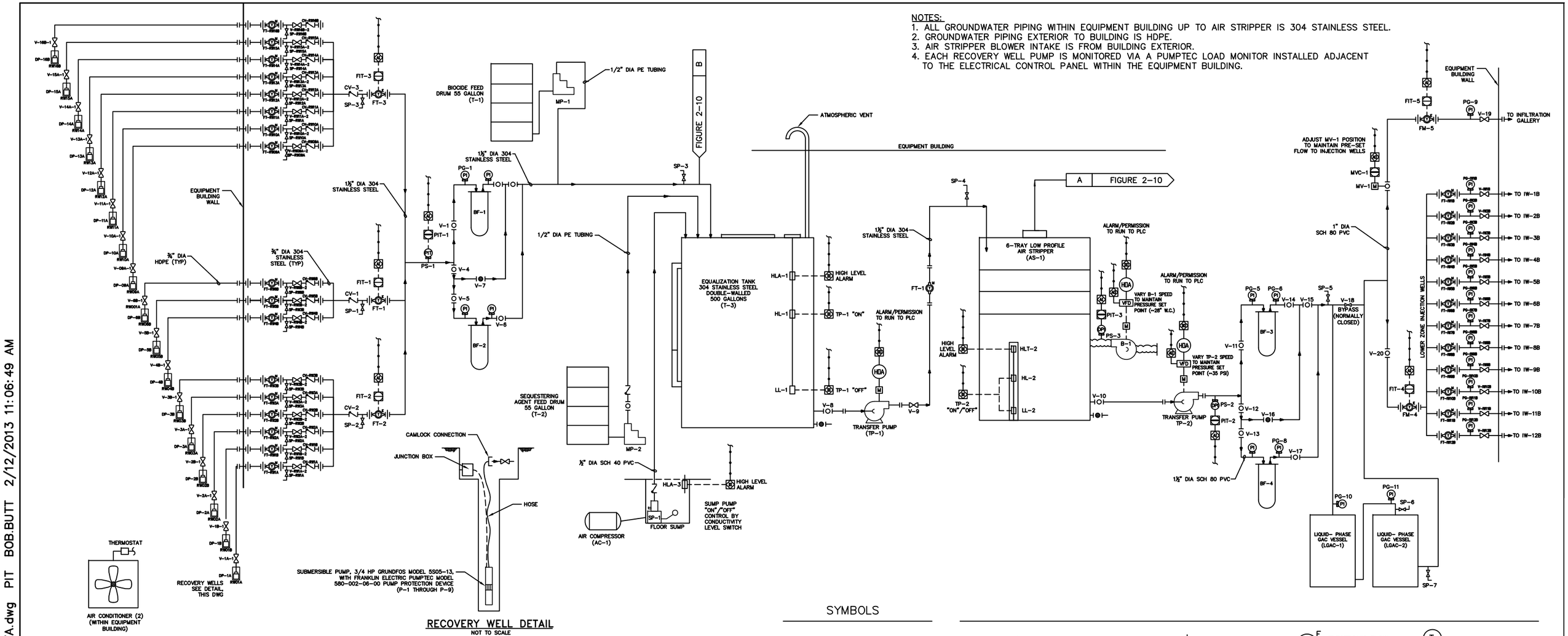

RECOVERY WELL DETAIL

NOT TO SCALE

KEY EQUIPMENT ITEMS

P&ID Symbol	Description	Model Info	Qty.
DP-1A through DP-16B	Extraction well pump	Grundios model 5S07-18 (with teflon seals), Franklin motor model 2145074916S, with pumptach model 580-002-006-00 motor protection 5 gpm at 340' TDH, ¾ hp	16
FT-1A through FT-16B	Flow totalizer for each extraction well	ISTEC model 1740, 3/4" inlet/outlet	16
FS-1 and FIC-1, FS-2 and FIC-2	Flow sensor and transmitter with digital display	Signet 525 METLEX	2
FS-3 and FIC-3, FS-4 and FIC-4	Flow sensor and transmitter	Signet 38550-1	2
BF-1 to BF-4	Bag filter	KRYSTIL KLEAR model 66-30 (304SS)	2
MP-1, MP-2	Biocide, sequestering agent metering pumps	LMI model AA971-155HV	2
AC-1	Air compressor	Porter Cable model C2002, 2.5 CFM @ 90 psi, 0.8 hp	1
FT-1	Flow totalizer	ISTEC model 1740, 1 1/2" inlet/outlet	1
AS-1	6-tray low profile air stripper	QED model EZ 12.6, rated for 120 gpm, 600 SCFM at <30" w.c.	1
LGAC-1, LGAC-2	Liquid phase granular activated carbon vessels, located outside	Carbon services model AQ1500, 1500# of carbon each, 50 gpm, <150 psi rating	1
TP-1	Air stripper inlet transfer pump	AMT model 490D-98, 50 gpm at 75' TDH, 1.5 hp	1
TP-2	Air stripper effluent transfer pump	AMT model 5533-98, 59 gpm at 100' TDH, 3 hp, VFD controlled	1
B-1	Air stripper blower	Twin City Fan model TBNA 19N6, 600 SCFM at 28" w.c., 5 h.p. VFD controlled	1
MV-1	Flow dividing motorized valve controlled by PLC signal	?	1
SP-1	Sump Pump	ARD PD air operated pump	1

SYMBOLS

FS	FLOW SENSOR
FIT	FLOW TRANSMITTER WITH TOTALIZING FUNCTION
PS	PRESSURE SENSOR
PIT	PRESSURE TRANSMITTER
MIC	MOTORIZED VALVE PLC CONTROLLER
PG	PRESSURE GAUGE
V	PROCESS VALVE
CV	CHECK VALVE
SP	SAMPLING PORT
LL	LOW LEVEL SWITCH
HL	HIGH LEVEL SWITCH
HLA	HIGH LEVEL ALARM SWITCH

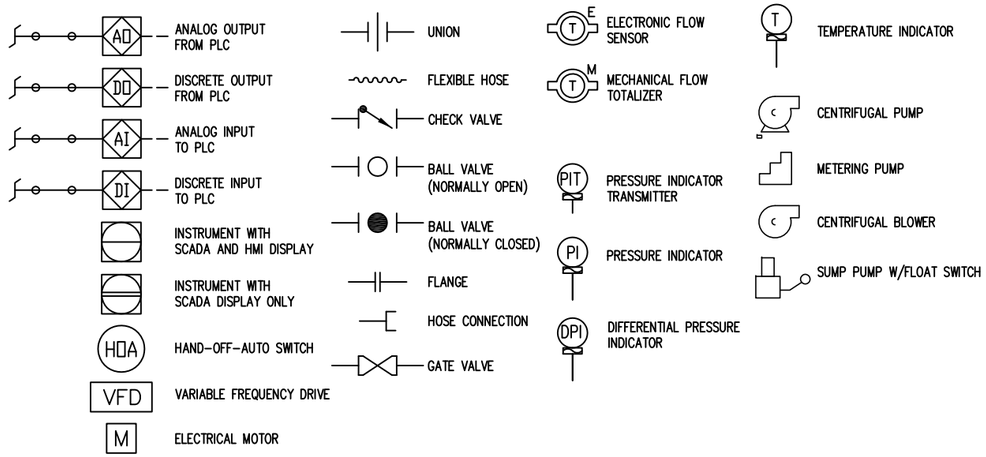

C:\Users\bob.butt\Desktop\2213FG009lt_REVA.dwg PIT BOB.BUTT 2/12/2013 11:06:49 AM

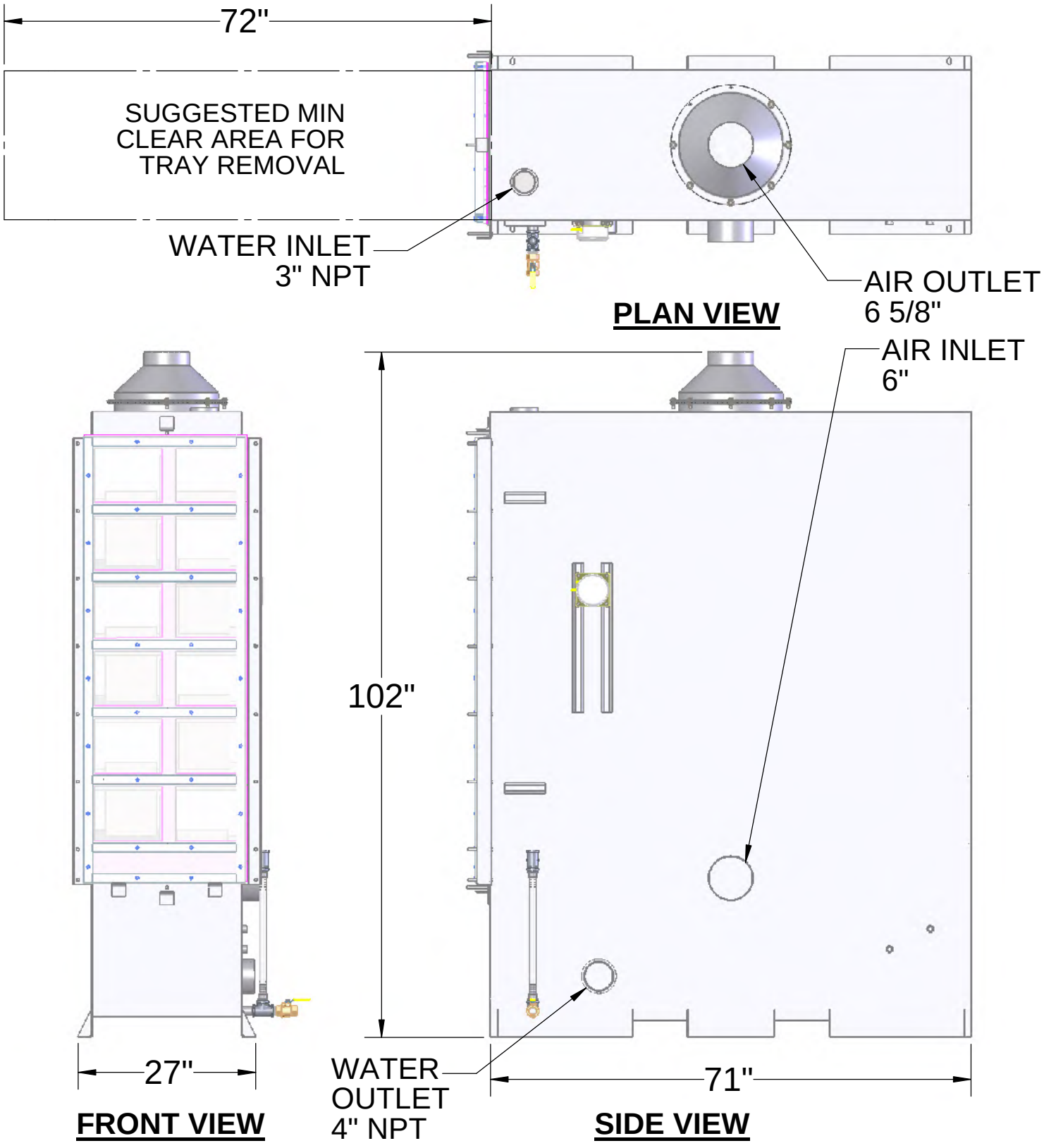

EZ-12.6SS (AIR STRIPPER ONLY)

FOR MORE SPECIFICATIONS CLICK ON:

http://www.qedenv.com/Products/Airstrippers_VOC_Removal/Air_Stripper_Specifications/

NOT TO SCALE

NOT FOR CONSTRUCTION, FOR REFERENCE ONLY

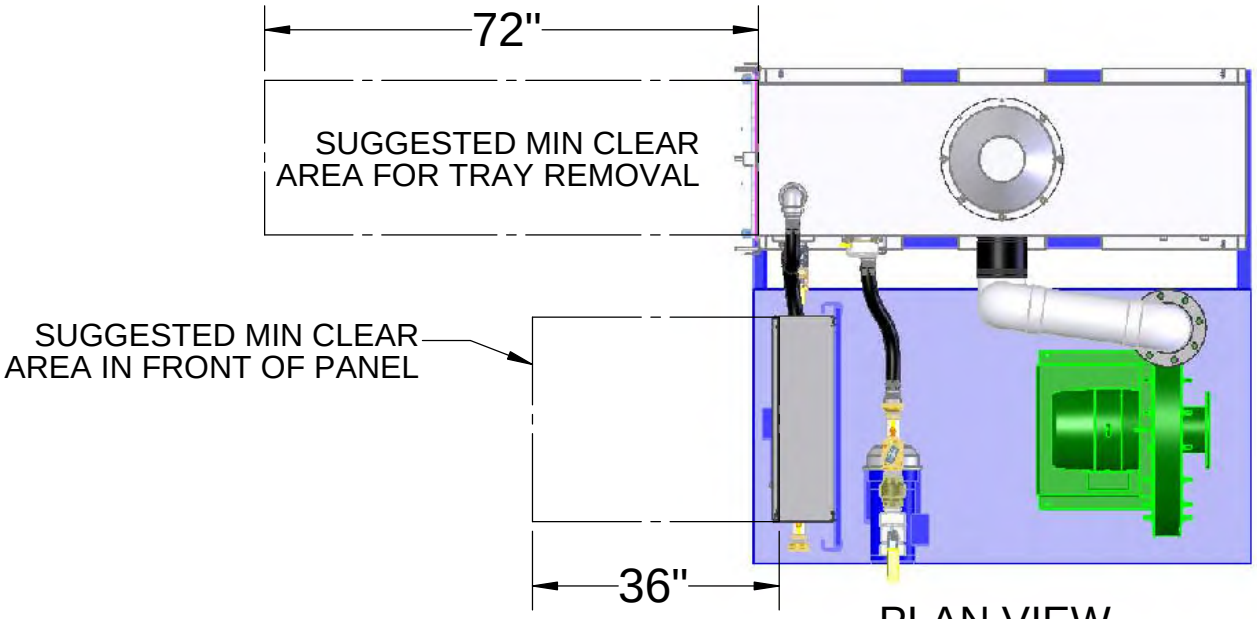

PLAN VIEW

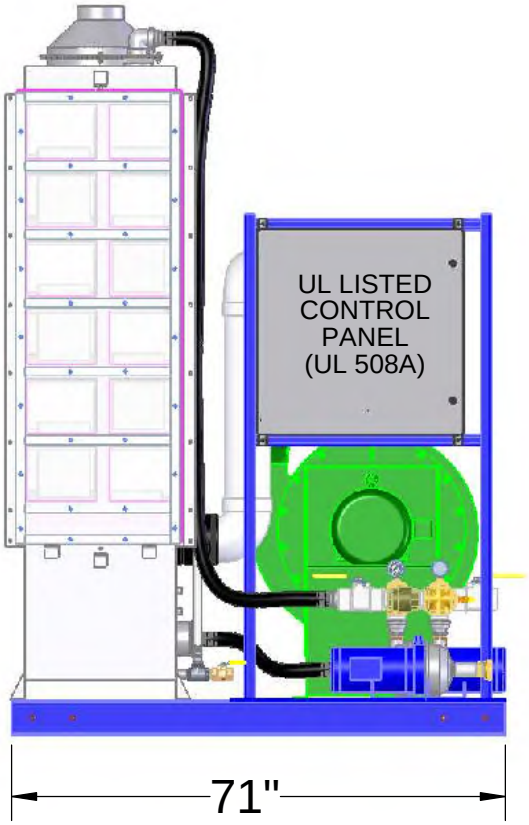

FRONT VIEW

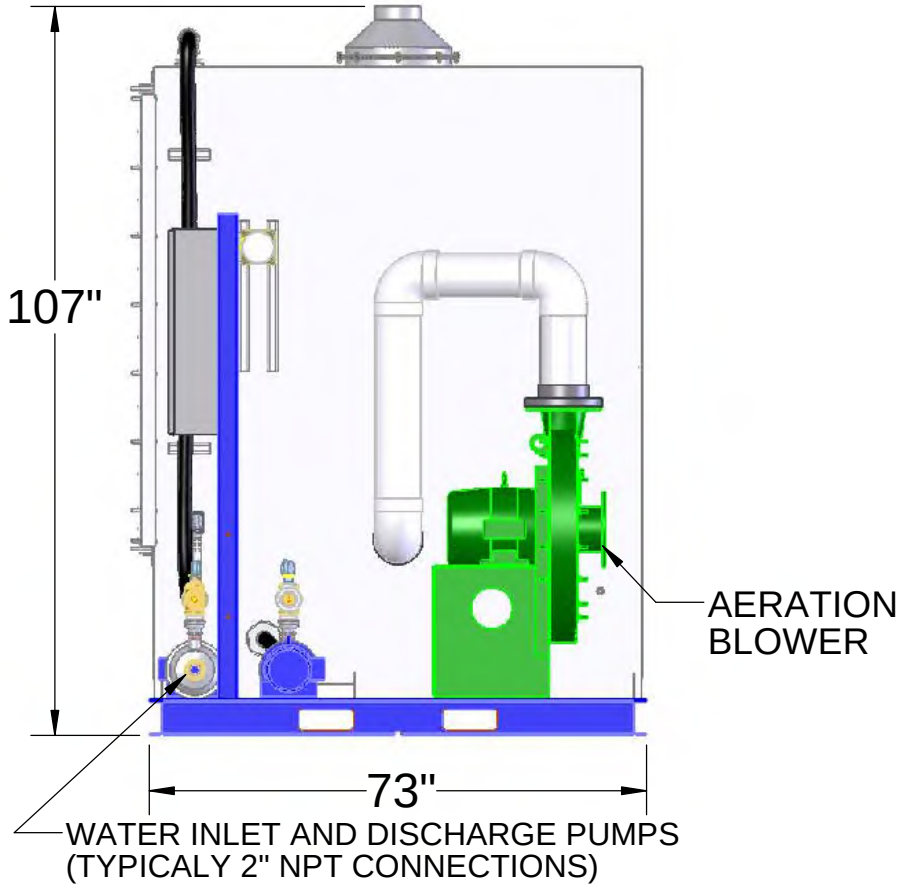

SIDE VIEW

EZ-12.6SS

EXAMPLE OF A SKID SYSTEM WITH CONTROL PANEL, PUMPS, AND BLOWER
CONTACT QED FOR INFORMATION ON ALL OPTIONS.
NOT TO SCALE

NOT FOR CONSTRUCTION, FOR REFERENCE ONLY

QED
Environmental Systems

Quote No: T-00301, Feb 11, 2013

Site Reference: Florida

Prepared For:

Chris Hook
412-921-8790
chris.hook@tetratech.com

TETRA TECH NUS INC
FOSTER PLAZA 7
661 ANDERSEN DR
PITTSBURGH, PA 15220
USA

Represented By:

Randy Oppenheimer, QED Regional Sales Mgr
859-624-1955
ropp@qedenv.com

Prepared By:

James Brightwell
800-624-2026
jbrightwell@qedenv.com

QTY	PART NO.	DESCRIPTION	UM	UNIT PRICE	EXTENSION
1	EZ-12.6SS	EZ-12.6SS Tray: Air Stripper Assembly, 6 Tray, This EZ-TRAY Series 12 unit has a flow rate of 1-120GPM, 304 Stainless Steel trays and shell with integral sump. INCLUDES: 6 trays, see-through front hatch, polypropylene de-mister, liquid level sight gauge and sump pressure gauge. Note: This price does not include the blower. *INCLUDES ADDITIONAL COUPLING IN SUMP, AND ABOVE TRAYS TO MEASURE DIFFERENTIAL PRESSURE.*	EA	21,395.00	21,395.00
1	807142	Blower, pressure / mfg. New York Blower. Motor: 7.5 hp, 230/460 volt, 3-phase, TEFC. Inlet: 6.625" OD - discharge: 6" flange 150 lb. class. Standard on a 12.6 stainless steel & 16.6 stainless steel.	EA	3,492.50	3,492.50
1	EZ-LOWP	Kit, blower low air pressure sump switch (explosion-proof). Includes: (1) EZPLOW pressure switch, tubing & fittings.	EA	210.00	210.00
1	EZ-HIGHP	Kit, blower high air pressure sump switch (explosion-proof). Includes: (1) EZPHIGH pressure switch, tubing & fittings. Used on EZ Tray systems.	EA	240.00	240.00
1	BLKIT6	Blower piping kit 6" PVC SCH40 pipe & flange (150# class). For EZ-12.x stainless steel & EZ-16.x stainless steel series air strippers. Blower to sump piping kit for QED skid mounted systems.	EA	495.00	495.00
1	T135503	Pump, transfer / mfg. Goulds - NPE series. 135 GPM @ 50TDH, 3 hp, 208-230/460V, 3 phase, TEFC. Pump material: 316L / Viton. Suction: 2" NPT - discharge: 1 1/2" NPT. *PLEASE NOTE:* *PUMP MOTORS ARE VFD READY.*		1,725.00	1,725.00

1	EZ-DIS	Sump discharge pump float switch kit. Includes: (1) 800065 warrick float switch & (1) cord strain relief. Note: Requires intrinsically-safe relay for explosive environments. QED p/n CPIS.	EA	145.00	145.00
1	3STDS	Discharge pump plumbing kit, 30-160 GPM system. Designed for QED skid mounted EZ-Tray air strippers. AS sump and discharge pump includes: 2" hose, fittings, pressure gauge, check valve, ball valve and sample port.	EA	955.00	955.00
1	807159	Skid, 68"W x 72"L platform for QED EZ-12.x stainless steel series air strippers. Material: C3 x 5.0# welded steel construction with forklift access holes. Finish: PPG pit guard two part epoxy paint over an epoxy primer. Designed for QEDs air stripper, blower, (2) pumps and control panel.	EA	1,900.00	1,900.00
1	EZ-L3	LABOR, Assembly of QED Skid mounted Air Stripper systems. Std. on EZ-12.xSS, EZ-16.xSS systems.		945.00	945.00
1	RT-CUSTOM	Remediation/Treatment Custom Product *DWYER DIFFERENTIAL PRESSURE GAUGE. MEAUSRES PRESSURE ACROSS TRAYS*	EA	265.00	265.00
				TOTAL	**31,767.50**

TERMS & CONDITIONS: Payment Terms: NET 30

Estimated Shipping Time 4-6 weeks after receipt of Purchase Order and subsequent customer approval of submittal package (if necessary), unless custom equipment is included in the order. Final delivery date will be determined at time of order. A purchase order with a 30% deposit required upon placing order. Balance plus shipping is due within 30 days of shipping. Prices do not include freight. All prices are in U.S. dollars, FOB Dexter, MI, USA. A copy of your purchase order is required at time of order. "Pricing and Delivery on all specials will be determined after receipt of order." Total price does not include applicable sales tax or freight. A service charge of 1.5% per month will be applied to all past due invoices. Pricing valid for 30 days. After seller accepts, NO order may be cancelled without Seller's written consent. Cancellation, if approved, is subject to reasonable restocking and/or handling fee. All products will be returned freight prepaid to Seller's facility.

Accepted by: _____ Title: _____

Print Name: _____ Company: _____

PO Number: _____ Date: _____

TOTAL BEING APPROVED $31,767.50

QED Air Stripper Model ver. 2.0 — 2/10/2013

Site Data

Name: Chris Hook
e-mail: chris.hook@tetratech.com

Project: LC34
Units: English
Altitude: 50 ft
Air Temp: 55 F
Flow: 55 gpm
Water Temp: 55 F
Stripper: EZ-Tray 12.x - Click for details
Stripper Air Flow: 600 cfm
Stripper Max Flow: 120 gpm

Water Results

Contaminant	Influent (ppb)	Target (ppb)	4-Tray Results (ppb)	4-Tray % Removal	6-Tray Results (ppb)	6-Tray % Removal
trichloroethylene (TCE)	43081	0	16.9	99.961	< 1	100.000
c-1,2-dichloroethylene	5000	0	6.0	99.880	< 1	100.000
vinyl chloride (chloroethylene)	2225	0	< 1	100.000	< 1	100.000

Air Results

Contaminant	4-Tray (ppmV)	4-Tray (lb/hr)	6-Tray (ppmV)	6-Tray (lb/hr)
trichloroethylene (TCE)	94.2310	1.18597	94.2673	1.18643
c-1,2-dichloroethylene	14.8104	0.13753	14.8275	0.13769
vinyl chloride (chloroethylene)	10.2345	0.06127	10.2352	0.06128

Notes

Copyright -- QED Treatment Equipment, PO Box 3726, Ann Arbor, MI 48106.

PH-> 1-800-624-2026 or 1-734-995-2547, FX-> 1-734-995-1170. E-mail->info@qedenv.com. WEB->www.qedenv.com.

The QED modeler estimates unit performance for the listed contaminants. ***Results assume -***

1. *Contaminants are in the dissolved-phase, within a water matrix*
2. *Stripper Influent air is contaminant-free*
3. *Influent liquid does not have surfactants, oil, grease, other immiscible phase(s) or other Henry's constant altering additions present, such as dissolved phase polar organic contaminants*
4. *The air stripper is operated within the given parameters listed above and as instructed in the E-Z Tray O&M manual*

Stripper performance shall meet or exceed either the required effluent concentration(s) or effluent estimates, whichever is greater, for the conditions supplied and assumes the influent concentrations of each contaminant are less than 25% solubility in water. QED makes no claim of the model's accuracy beyond the 25% solubility in water limit.

Contact Us

Fill out your contact and project information and click Send to have a QED Treatment application

specialist contact you.

Name - Chris Hook

Company - Company

Phone - Phone **Fax -** Fax

e-mail - chris.hook@tetratech.com **Project -** LC34

Application Notes

Send Reset

Save Data

Use the following URL to reconstruct your data form for future remodeling with changes. This URL can be saved in any text file for record keeping and later retrieval. This run's URL:

```
http://64.9.214.199/cgi-bin/remodel.pl?
u=e&tw=55&ta=55&f=55&a=50&s=12.x&n=Chris&e=chris.hook@tetratech.com&p
=LC34&c=189,43081;81,5000;195,2225;
```

QED Air Stripper Model ver. 2.0 — 2/10/2013

Site Data

Name: Chris Hook
e-mail: chris.hook@tetratech.com
Project: LC34
Units: English
Altitude: 50 ft
Air Temp: 55 F
Flow: 80 gpm
Water Temp: 55 F
Stripper: EZ-Tray 12.x - Click for details
Stripper Air Flow: 600 cfm
Stripper Max Flow: 120 gpm

Water Results

Contaminant	Influent (ppb)	Target (ppb)	4-Tray Results (ppb)	4-Tray % Removal	6-Tray Results (ppb)	6-Tray % Removal
trichloroethylene (TCE)	43081	0	60.9	99.859	2.4	99.994
c-1,2-dichloroethylene	5000	0	20.0	99.600	1.3	99.974
vinyl chloride (chloroethylene)	2225	0	< 1	100.000	< 1	100.000

Air Results

Contaminant	4-Tray (ppmV)	4-Tray (lb/hr)	6-Tray (ppmV)	6-Tray (lb/hr)
trichloroethylene (TCE)	136.9234	1.72329	137.1097	1.72564
c-1,2-dichloroethylene	21.4821	0.19949	21.5625	0.20024
vinyl chloride (chloroethylene)	14.8838	0.08911	14.8874	0.08913

Notes

Copyright -- QED Treatment Equipment, PO Box 3726, Ann Arbor, MI 48106.

PH-> 1-800-624-2026 or 1-734-995-2547, FX-> 1-734-995-1170. E-mail->info@qedenv.com. WEB->www.qedenv.com.

The QED modeler estimates unit performance for the listed contaminants. ***Results assume -***

1. *Contaminants are in the dissolved-phase, within a water matrix*
2. *Stripper Influent air is contaminant-free*
3. *Influent liquid does not have surfactants, oil, grease, other immiscible phase(s) or other Henry's constant altering additions present, such as dissolved phase polar organic contaminants*
4. *The air stripper is operated within the given parameters listed above and as instructed in the E-Z Tray O&M manual*

Stripper performance shall meet or exceed either the required effluent concentration(s) or effluent estimates, whichever is greater, for the conditions supplied and assumes the influent concentrations of each contaminant are less than 25% solubility in water. QED makes no claim of the model's accuracy beyond the 25% solubility in water limit.

Contact Us

Fill out your contact and project information and click Send to have a QED Treatment application

specialist contact you.

Name - Chris Hook

Company - Company

Phone - Phone **Fax -** Fax

e-mail - chris.hook@tetratech.com **Project -** LC34

Application Notes

Send Reset

Save Data

Use the following URL to reconstruct your data form for future remodeling with changes. This URL can be saved in any text file for record keeping and later retrieval. This run's URL:

```
http://64.9.214.199/cgi-bin/remodel.pl?
u=e&tw=55&ta=55&f=80&a=50&s=12.x&n=Chris&e=chris.hook@tetratech.com&p
=LC34&c=189,43081;81,5000;195,2225;
```

QED Air Stripper Model ver. 2.0 — 2/10/2013

Site Data

Name: Chris Hook
e-mail: chris.hook@tetratech.com
Project: LC34
Units: English
Altitude: 50 ft
Air Temp: 55 F
Flow: 80 gpm
Water Temp: 55 F
Stripper: EZ-Tray 12.x - Click for details
Stripper Air Flow: 600 cfm
Stripper Max Flow: 120 gpm

Water Results

Contaminant	Influent (ppb)	Target (ppb)	4-Tray Results (ppb)	4-Tray % Removal	6-Tray Results (ppb)	6-Tray % Removal
trichloroethylene (TCE)	50000	0	70.7	99.859	2.8	99.994
c-1,2-dichloroethylene	25000	0	99.9	99.600	6.7	99.973
vinyl chloride (chloroethylene)	10000	0	2.5	99.975	< 1	100.000

Air Results

Contaminant	4-Tray (ppmV)	4-Tray (lb/hr)	6-Tray (ppmV)	6-Tray (lb/hr)
trichloroethylene (TCE)	158.9139	2.00006	159.1301	2.00278
c-1,2-dichloroethylene	107.4103	0.99745	107.8124	1.00118
vinyl chloride (chloroethylene)	66.8935	0.40048	66.9099	0.40058

Notes

Copyright -- QED Treatment Equipment, PO Box 3726, Ann Arbor, MI 48106.

PH-> 1-800-624-2026 or 1-734-995-2547, FX-> 1-734-995-1170. E-mail->info@qedenv.com. WEB->www.qedenv.com.

The QED modeler estimates unit performance for the listed contaminants. ***Results assume -***

1. *Contaminants are in the dissolved-phase, within a water matrix*
2. *Stripper Influent air is contaminant-free*
3. *Influent liquid does not have surfactants, oil, grease, other immiscible phase(s) or other Henry's constant altering additions present, such as dissolved phase polar organic contaminants*
4. *The air stripper is operated within the given parameters listed above and as instructed in the E-Z Tray O&M manual*

Stripper performance shall meet or exceed either the required effluent concentration(s) or effluent estimates, whichever is greater, for the conditions supplied and assumes the influent concentrations of each contaminant are less than 25% solubility in water. QED makes no claim of the model's accuracy beyond the 25% solubility in water limit.

Contact Us

Fill out your contact and project information and click Send to have a QED Treatment application

specialist contact you.

Name - Chris Hook

Company - Company

Phone - Phone **Fax -** Fax

e-mail - chris.hook@tetratech.com **Project -** LC34

Application Notes

Send Reset

Save Data

Use the following URL to reconstruct your data form for future remodeling with changes. This URL can be saved in any text file for record keeping and later retrieval. This run's URL:

```
http://64.9.214.199/cgi-bin/remodel.pl?
u=e&tw=55&ta=55&f=80&a=50&s=12.x&n=Chris&e=chris.hook@tetratech.com&p
=LC34&c=189,50000;81,25000;195,10000;
```

QED Air Stripper Model ver. 2.0 — 2/10/2013

Site Data

Name: Chris Hook
e-mail: chris.hook@tetratech.com

Project: LC34
Units: English
Altitude: 50 ft
Air Temp: 55 F
Flow: 65 gpm
Water Temp: 55 F
Stripper: EZ-Tray 12.x - Click for details
Stripper Air Flow: 600 cfm
Stripper Max Flow: 120 gpm

Water Results

Contaminant	Influent (ppb)	Target (ppb)	4-Tray Results (ppb)	4-Tray % Removal	6-Tray Results (ppb)	6-Tray % Removal
trichloroethylene (TCE)	100000	0	87.4	99.913	2.6	99.997
c-1,2-dichloroethylene	50000	0	124.5	99.751	6.5	99.987
vinyl chloride (chloroethylene)	20000	0	3.1	99.984	< 1	100.000

Air Results

Contaminant	4-Tray (ppmV)	4-Tray (lb/hr)	6-Tray (ppmV)	6-Tray (lb/hr)
trichloroethylene (TCE)	258.3747	3.25185	258.5938	3.25461
c-1,2-dichloroethylene	174.8056	1.62330	175.2191	1.62714
vinyl chloride (chloroethylene)	108.7124	0.65084	108.7288	0.65094

Notes

Copyright -- QED Treatment Equipment, PO Box 3726, Ann Arbor, MI 48106.

PH-> 1-800-624-2026 or 1-734-995-2547, FX-> 1-734-995-1170. E-mail->info@qedenv.com. WEB->www.qedenv.com.

The QED modeler estimates unit performance for the listed contaminants. ***Results assume -***

1. *Contaminants are in the dissolved-phase, within a water matrix*
2. *Stripper Influent air is contaminant-free*
3. *Influent liquid does not have surfactants, oil, grease, other immiscible phase(s) or other Henry's constant altering additions present, such as dissolved phase polar organic contaminants*
4. *The air stripper is operated within the given parameters listed above and as instructed in the E-Z Tray O&M manual*

Stripper performance shall meet or exceed either the required effluent concentration(s) or effluent estimates, whichever is greater, for the conditions supplied and assumes the influent concentrations of each contaminant are less than 25% solubility in water. QED makes no claim of the model's accuracy beyond the 25% solubility in water limit.

Contact Us

Fill out your contact and project information and click Send to have a QED Treatment application

specialist contact you.

Name -	Chris Hook		
Company -	Tetra Tech		
Phone -	412-921-8790	**Fax -**	Fax
e-mail -	chris.hook@tetratech.com	**Project -**	LC34

```
Providing budgetary costs to NASA to replace existing air stripper with EZ Tray 12.6.

I need pricing by Tuesday.  Please contact me for any additional information.  I am
looking for a fully intregated unit, with dedicated controls, transfer pump, and
```

Send Reset

Save Data

Use the following URL to reconstruct your data form for future remodeling with changes. This URL can be saved in any text file for record keeping and later retrieval. This run's URL:

```
http://64.9.214.199/cgi-bin/remodel.pl?
u=e&tw=55&ta=55&f=65&a=50&s=12.x&n=Chris&e=chris.hook@tetratech.com&p
=LC34&c=189,100000;81,50000;195,20000;
```

Air Stripping without Trays or Packing

No clogging, no fouling, no maintenance



TW offers a revolutionary design for stripping VOC's & dissolved gases from groundwater & wastewater. We offer this design in multiple configurations depending on the flow rate, contaminant type, and loading.

The primary stripping technology utilizes our innovative stripping nozzle system that strips VOC's and dissolved gases from water using a powerful shearing action as the water passes through the nozzle. This system requires no packing, no blowers, and no trays. This design is effective on large flows and is efficient in stripping the easier to strip compounds such as Benzene, Toluene, Carbon Dioxide, Radon, etc. For harder to strip compounds such as MTBE, we can provide a multi-pass system or combine it with one of our other stripping technologies.

This design is ideal for sites where large concentrations of iron and manganese as well as suspended solids may create a maintenance problem for conventional low profile air stripper designs as well as towers. It is also ideal for applications where flows may be large as well as where short term treatment is the goal.



THEIA
Air . Water . Land

www.Theia-Air.com p. 888.330.2260

The Key: the main stripping vehicle for this system is a unique self aspirating nozzle that aspirates ambient air into a liquid using the natural vacuum generated by the liquid being pumped through a flow reducing (venturi) nozzle to draw air into a liquid. This natural vacuum draws in 2.2 volumes of ambient air to 1 volume of liquid. It transfers 20% of available oxygen--in the aspirated air-into the liquid being processed. The system does NOT require a separate source of air for the stripping.

Air Stripping: Because there is a pressure differential at the discharge nozzle (D p 16) into the Venturi's mixing and oxidizing zone, substances with weak Henry's constants are readily stripped. E.g. BTEX, PCE, TCE, CO2, radon, etc. From a mechanical efficiency standpoint, the Oxygenator is far more cost effective to operate than conventional packed tower or low profile air stripper systems

Stripped gases are removed by keeping the tank under slight negative pressure using exhaust fan or blower. Unlike other air strippers, it is maintenance free and will never foul. We pump raw sewage through this device and that does not clog it. There is no packing to clean, no trays to remove, etc. We use a simple maintenance free centrifugal pump, a Venturi Aspirator and a small tank.

Different configurations: As mentioned above, this stripping system is available in a variety of configurations. A single pass through the stripping nozzle will typically remove from 50-75% of the contaminant depending on its Henry's constant and water temperature. Nozzle flow rates range from 50 to 1500 GPM capacity. For instance, for Radon removal, a three pass system will yield a removal efficiency of roughly 97%. For MTBE removal, we can utilize multiple passes through our nozzle combined with either a mini-tower or a tub style stripper to improve the overall removal efficiency to over 99%.

Metals & Solids Removal: The high levels of induced D.O. will typically oxidize a large percentage of the iron coming into the system, allowing it to drop out of solution. This eliminates the need to introduce separate oxidizing agents like peroxide, or inversely, the need for sequestering agents to keep the iron in solution. Because of the tank configuration and retention time above grounds, this system can allow the iron and other solids to settle to the bottom of the tank. Our reaction tank can be configuration to further promote settling and easy removal of these solids.

Thus, all the solids and iron that would normally be clogging up your air stripper, fall harmlessly to the bottom of our storage tank. If solids and metals handling is part of the design, this tanks can be fitted with a conical bottom as well as inclined plates, etc. If chemical addition is necessary for settling, etc, the venturi is a very efficient in-line mixer and the tank will afford the chemicals and water time to mix.

Air Stripping without Trays or Packing

Tub Style with multi-chamber design



This simple and low maintenance air stripper consists of a multichamber tank and one of three main configurations: A Venturi stripping system as referenced above; a high velocity blower system; or a Venturi stripping system followed by a blower system for polishing. The design will depend on the nature of the contaminants to be stripped, the loading, and the characteristics of the site.

This system requires almost no maintenance and will never clog or foul. For very high iron and solids loading, we offer a conical bottom tank and sludge removal system which allows removal of any solids without having to even shut down the system. The stripping tank features a removable lid for easy access.

- ⇒ System will never clog of foul
- ⇒ Almost no maintenance
- ⇒ Multiple designs available to address a large variety of contaminants
- ⇒ Energy efficient
- ⇒ Removal rates as high as 99.99% in many cases. No packing or trays to clean
- ⇒ Long runs between cleaning

Applications

These air strippers are an efficient method of removing contaminates from water and wastewater in a wide range of applications, including: VOC Removal, Chlorine, Radon Removal, Carbon Dioxide Removal, Potable Water Contamination, Groundwater Remediation. We also employ them as a polishing step for our Venturi Style Air stripping units.

February 9, 2013

Mr. Christopher A. Hook, P.E.
Environmental Engineer

Reference: unknown
Our proposal number 021113GF1

We are pleased to provide the following budgetary proposal for the above referenced project. As discussed, TDM and its team provide a wide range or water, wastewater and air treatment solutions.

Application Data: the customer is treating groundwater with very high levels of chlorinated solvents. They presently have a tray air stripper in place that is not able to meet the discharge standards. They are looking for a simple maintenance free solution to pretreat the groundwater and allow the existing air stripper to perform better.

Flow rate: Maximum 70 GPM

Option 1: 50% reduction

Water Quality Parameter	Average Concentration Based on Data Provided by customer (µg/l)	Maximum Concentration Based on Data Provided by customer(µg/l)	Limit (µg/l)
Total Petroleum Hydrocarbons, Gasoline Range Organics (GRO)	NA	NA	NA
TCE	50000	50000	25000
DCE	20000	20000	10000
Vinyl Chloride	10000	10000	5000
Iron – total	500	500	n.a.
Iron – dissolved		NA	n.a.

Option 2: treat to discharge

Water Quality Parameter	Average Concentration Based on Data Provided by customer (µg/l)	Maximum Concentration Based on Data Provided by customer(µg/l)	Limit (µg/l)
Total Petroleum Hydrocarbons,	NA	NA	NA

Gasoline Range Organics (GRO)			
TCE	50000	50000	5.8
DCE	20000	20000	2.3
Vinyl Chloride	10000	10000	1.8
Iron – total	500	500	n.a.
Iron – dissolved		NA	n.a.

Design: TDM offers a unique air stripping system that is efficient enough to meet your stringent requirements but robust enough to run continuously regardless of the water quality with little or no maintenance.

Unlike tray and tower air strippers, this system will not foul from iron, calcium, that exists in many groundwater sources throughout the US.

Proposal: The following is a budgetary proposal for the purchase of the treatment system. Also, please note that the sizing is based on worst case calculations.

Process flow: water will be pumped from the customer's process to the stripping tank.

Option 1: Water in this tank will be recirculated through our TA-ST80 stripping nozzle. Recirculation rate will be 80 gpm which will afford the water 1 pass through the nozzle.

Option 2: Water in this tank will be recirculated through our TA-ST600 stripping nozzle. Recirculation rate will be 600 gpm which will afford the water 8 passes through the nozzle.

As the water passes through the nozzle it is sent into the stripping tank through a cross-style spray system. As the water passes through the spray array, it cascades downward. Air is drawn upward through the stripping tank and out countercurrent to the direction of the water. The water coming off the stripping nozzles slowly loses the entrained air and sinks slowly downward. Relative gas levels in the water keeps the water stratified such that we maintain a first in first out stripping order. This multi-pass design is similar in principal to a tray air stripper.

Based on the level in the tank, water will be drawn off the bottom of the tank and pumped out (it is unknown where we are pumping to) or can flow by gravity.

System description:

Air stripper. **Option one**

Air stripping system consists of the following major items

- Tank: tank will be 4 foot diameter x 6 feet tall and is constructed from Polyethylene. Tank has flanged inlet and outlet, 2 drain connections, 2 Venturi inlets and outlets, and two(2) vent connections. Vessel has a top manway for access to the tank should that ever be necessary.
- One(1) TA-ST80 Stripping nozzle with specially designed "shredder" discharge.
- One(1) 2 Hp Goulds centrifugal pumps to draw the water from the tank and pump through the nozzles.
- One induced draft blower to pull exhausted air from the tank and to increase the volatility of the contaminants. Blower will be 100 CFM fan.
- One(1) 1.5 Hp Goulds Centrifugal pump for drawing water from the stripping tank and pushing through the remainder of the system. (option)

Control system –System does not require any sophisticated control as designed. System is provided with simple starter panel with relays to send alarms and receive commands from the customer's control panel.
Logistics: we have provided a skid mounted stripping system for this application. System can be placed in an enclosure if that is of interest.

System price(budget) . . . $ 24,500.00
Adder for discharge pump . . . add . . . $ 2,500.00

Air stripper. Option Two
Air stripping system consists of the following major items

- Tank: tank will be 6 foot diameter x 7 feet tall and is constructed from fiberglass reinforced plastic (FRP). Tank has flanged inlet and outlet, 2 drain connections, 2 Venturi inlets and outlets, and two(2) vent connections. Vessel has a top manway for access to the tank should that ever be necessary.
- One(1) TA-ST600 Stripping nozzle with specially designed "shredder" discharge.
- One(1) 15 Hp Goulds centrifugal pumps to draw the water from the tank and pump through the nozzles.
- One induced draft blower to pull exhausted air from the tank and to increase the volatility of the contaminants. Blower will be 1000 CFM fan.
- One(1) 1.5 Hp Goulds Centrifugal pump for drawing water from the stripping tank and pushing through the remainder of the system. (option)

Control system –System does not require any sophisticated control as designed. System is provided with simple starter panel with relays to send alarms and receive commands from the customer's control panel.
Logistics: we have provided a skid mounted stripping system for this application. System can be placed in an enclosure if that is of interest.

System price(budget) . . . $ 49,500.00
Adder for discharge pump . . . add . . . $ 2,500.00

Delivery to the site. . . TBD (based on location)
Start up and training of personnel . . . TBD

Not included:

- Installation
- unloading
- permit

Please contact our office if you have any questions or require any additional information.

Thank you for this opportunity

George Federico

661 Andersen Drive
Foster Plaza 7
Pittsburgh, PA 15220
PH 412-921-7090
FAX 412-921-4040

MEMORANDUM

TO: **Mr. Mike Deliz** **DATE:** **March 11, 2013**

FROM: **Mark Speranza, PE and Christopher Hook**

SUBJECT: **Launch Complex 34 (SWMU CC054)**
Response to Comments
Step 4C: Pumping Optimization and HS 3/4 Expansion

Below are Tetra Tech's response to comments provided by Jacobs and Geosyntec from review of the Launch Complex 34 (SWMU CC054) Step 4C Engineering Evaluation.

Jacobs Comments:
We have reviewed the LC34 Step 4C Engineering Evaluation ADP. The following comments are offered for your consideration.

General
Overall, the optimization strategy looks good. The capture zones are fine and the CVOC recovery has been solid, particularly in the shallow zone. There is generally good agreement between the HPT and MIP data. A few specific comments:

1. RW-1B – Seems like high CVOC/High K zone is right below the 50 ft. clay – why not move intake to between 55 and 65 ft. BGS instead of 74 ft. BGS?

Response: While pumping immediately below the storage zone in RW01B would be an effective approach for focused mass removal, we believe it is premature to move the pump to the proposed level, considering the remaining deeper impacts. The MIP boring had an ECD plateau to approximately 74' bls, where the intake is proposed. The well is still producing high mass removals, with TCE influent near 80 mg/L. Until the Layer 6 permeability stringers are flushed/addressed, we recommend a pumping plan at RW01B as proposed. Once influent levels decrease to a level triggering optimization, this suggestion will be considered and the pump will be moved to a higher invert elevation.

2. RW-2B – Similar situation to RW-1B – pump intake should be around 60 ft. BGS instead of 73 ft. BGS.

Response: See response to Comment 1.

3. Be aware that isolation of the screened zone with a packer in a screened well may not provide significant isolation in formation, depending on relative permeabilities of gravel pack and formation.

Response: Comment noted.

Comments on RW Expansion and Treatment System Mods (2nd presentation)

1. Looking at existing performance, RW-01a and RW-02A generate capture zones of around 150 ft. to 175 ft. to the west-southwest. The model predicts that RW-14A and RW-15A will generate a 200 ft. to 300 ft. capture zone to the west-southwest. This may be optimistic. Consider moving these wells out farther from center of plume or adding another well.

Response: Comment noted. Note that during shallow zone capture evaluations a stagnation point with only three wells operating was near 277 feet. With additional pumping in the shallow zone resulting from the expansion, we would expect the overall stagnation distance to increase. The wells were placed in a central plume location with bias towards sampling results to increase mass removals. The particle tracking was used to verify that the plume fringes would be contained and transports times were within reason. Depending on the system treatment process decisions (air stripper modifications) made during the meeting, the pumping rates at these wells could be increased to shorten transport time, if the team feels prudent.

2. Not clear what the purpose of RW-16B. Is it mass removal?

Response: The function of RW-16B is multi-purpose. Based on marked reductions in RW04B and RW05B from influent data trends and MIP observations, the well will function as a mass removal location. Additionally, operation of this well will reduce pumping requirements downgradient and increase focus on containment near the ESB area as the dissolved-phase TCE plume decreases in footprint..

3. Slide 14 – Anticipated mass recovery might be a little high because flow-weighted average may actually get a bit lower since most of the new wells are located on the periphery of the plume.

Response: Acknowledged and included as a conservative means of evaluating treatment options.

4. Are we comfortable removing the DNAPL separator? Is it no longer necessary? Is keeping it an additional cost, until the new pumping regime is instituted and normalized?

Response: The separator has not recovered observable, drainable, separate phase NAPL (even during startup). Note that the process of pumping, conveying, manifolding, and filtering, results in a very high probability of any recoverable NAPL being mixed into dissolved phase. Along with the additional footprint of the unit, the unit increases the process retention time. The increased retention time could provide a means for bacterial growth, which affects air stripper performance and maintenance.

General Construction and Operation Comments

We note that some of the items we commented on may be addressed in construction documents, and we are simply not aware of certain equipment and/or practices already in place.

1. Is there a back-up plan in the event power is lost at the site and the system goes down? Has consideration been given to a back-up power source?

Response: There is not a back-up power source. The requirements of a back-up power source would be significant since the oxidizer has notable voltage and load needs.

2. Will the new pump controllers and pump control panel be connected to existing remote telemetry or alarm systems?

Response: Yes.

3. How often will the exfiltration gallery be checked for fouling? Has fouling been assessed to date? What is the plan to address fouling, should it occur?

Response: The gallery is checked semi-annually for fouling. Historically, the gallery has been able to accept the entire flow of the process system without any notable pressure limitations. At this point in time, fouling is not anticipated based on historic operations over the past 3 years.

4. Will tank precipitates and air stripper precipitates be drummed and sampled or have waste characteristics (haz/non-haz) been established already?

Response: Tank precipitates have not accumulated to a level requiring evacuation. Stripper fouling is biological and precipitates are not formed. Should solids require removal, they will be drummed and sampled for waste characteristics.

5. In the event a HURCON is issued for the Center, will plans be in place to protect the system and peripherals? There was not a line item in the cost estimate to address a system shutdown, partial demobilization and restart in the event of a HURCON.

Response: During HURCON conditions, the system would be shut down and site secured. No additional efforts from HURCON responses will be required as part of the expansion.

Design Cost Estimate, Item 1.7 Pump Removal/Maintenance – Has fouling of submersible pumps been observed to date? If so, what is the plan for mitigation? May want to consider more frequent pump extraction for maintenance.

Response: Pumps have not shown indications of fouling.

Design Cost Estimate, Item 5 Recovery Well Installation – Does this estimate include installation of a typical pad or a vault that will house controls and pump extraction components? There was not a well detail drawing included in the ADP for reference.

Response: The Interim Measure Design which was provided electronically with the team submission provides the well installation construction details. The costs do include a well vault and all ancillary components.

Design Cost Estimate, Item 7.2 Concrete/Asphalt Replacement – Since the concrete and asphalt are combined in the same line item, it is difficult to determine if the cost estimate is in-line with

current prices. It is also difficult to determine from the drawings how much of each will require replacing. May consider a more detailed estimate or drawing, depending upon procurement plans.

Response: The costs were developed based on the original installation due to the similar nature of the installation and similar scope and quantities. Resurfacing construction details will follow that as provided in the Interim Measure Design.

Design Cost Estimate, Item 8.1 Air Sampling – Startup VOC air sampling is identified in cost estimate scenarios A and B. Air sampling is not identified once startup is complete. Will periodic air sampling be performed once the system is operating full-scale? Or will the decision regarding air sampling be made based on startup results?

Response: No additional air sampling costs will result when the system is operating, as the same sample frequency as currently conducted will be maintained. The startup samples were included to prove-out the treatment system expansion/modification.

Design Cost Estimate, Item 1.4 Electrical – Will power usage be monitored/metered at the PLC? Item 1.4 makes a kWH assumption.

Response: Electrical usage is monitored at a meter installed where the service feed is connected to the substation, not at the PLC.

Geosyntec Comments:

Geosyntec's understands that this Step 4C was performed to evaluate the expansion of the existing hydraulic containment system to contain/extract mass from Hot Spots 3 and 4. The Advanced Data Package (ADP) is well organized and effectively conveys the presented information. Based on our review of the provided information, we have the following comments.

Part 1- Pumping Optimization

It would be helpful for this evaluation to provide a table (or present the information in the ADP) with the information on current pumping rates from the pumps in each recovery well.

Response: Current pump rates are set as follow (in gpm):

RW01A	RW02A	RW03A	RW01B	RW02B	RW03B	RW04B	RW05B	RW06B
5	5	3	5	5	3	4	5	4

Slide 19 and Slide 20 present the MIP data (MIP015 and MIP011) that Geosyntec collected pre-IM and it appears that was an error with plotting the FID values; that the values were not normalized.

Response: FID values were not normalized in any plots. The plots were checked versus the data Geosyntec sent and are represented as provided. The pre-IM plots appear to be noisy due to the order of magnitude scale correlation between the Geosyntec and Tetra Tech MIP borings.

Slide 28: We recommend installing a packer from 65 to 80 ft BLS in recovery well RW1B and moving the pump intake to above the 65 ft BLS depth interval to put a heavier stress on the aquifer and force water from the mass storage zone from 50 to 53 ft BLS (thereby significantly increasing RW1B influent concentration). Isolating the lower screen interval should force the pump to pull more water

from the most heavily impacted interval (interval with FID response). To evaluate if the packer would aid in increasing mass removal, a simple field test could be performed. A sample could be collected from the pump with the pump installed at 74 ft BLS in the configuration proposed in the ADP and one from when the packer is installed and the pump is set above 65 ft BLS. If the sample collected with the packer installed has a higher concentration of VOCs, it is recommended to keep the packer in the well and to force flow from the mass storage zone.

Response: While pumping immediately below the storage zone in RW01B would be an effective approach for focused mass removal, we believe it is premature to move the pump to the proposed level, considering the remaining deeper impacts. The MIP boring had an ECD plateau to approximately 74' bls, where the intake is proposed. The well is still producing high mass removals, with TCE influent near 80 mg/L. Until the Layer 6 permeability stringers are flushed/addressed, we recommend a pumping plan at RW01B as proposed. Once influent levels decrease, this suggestion will be considered and perhaps the pump will be moved to a higher invert elevation.

Slide 29: What proposed benefit do you anticipate from moving the pump intake to 73 ft BLS in recovery well RW2B? The MIP data suggests that most of the mass is in the 55 to 65 ft interval.

Response: The proposed pump intake location was considered by two criteria – the edge of the ECD plateau and FID inflection point. The pump was moved such that pumping influence in the high conductivity zone identified near the existing pump intake location is reduced.

Slide 30: We recommend installing a packer from 65 to 80 ft BLS in recovery well RW3B. If the bottom of the well screen has a packer installed, this should force the pump to pull water from the impacted interval (based on FID response). What is the current pumping rate for recovery well RW3B and why the suggested pumping rate change?

Response: Installing packers below the extraction pumps will not have a significant influence that we believe is significantly advantageous. RW03B is currently set to pump at 3 gpm.

Slide 31: How did you choose the proposed isolation of the screen from 60 to 80 ft BLS for recovery well RW4B? The statement is made "minimal impacts in top 10 ft of screen", but the MIP data does not seem to confirm this. The ECD data from the MIP seems to show drift and may not be representative of the VOC concentrations in that interval and there only appears to be a small FID spike from approximately 60 to 68 ft BLS.

Response: Layer 4 impacts were not observed in this area and PID/FID results were minimal in the 50 to 60 feet bls interval. While the concept that the ECD may have some drift could be true, the deviation from a potential drift slope is observed at a similar depth as that of the peaks observed at MIP011. A FID spike from 60 to 66 feet bls was observed and the well still functions as a containment well, hence the proposed screen isolation.

Slide 35/36: It is proposed that the new deep recovery well will be installed with identical construction to recovery wells RW4B/5B and you are proposing to packer off the top 10 ft of the new recovery well. It is stated in Part 2 of this ADP that the screen interval of 50 to 80 ft BLS is chosen, to have the ability to pump from the bottom of layer 4 if necessary. If this recovery well is being installed to increase mass removal in the deep interval, Geosyntec recommends installing the recovery well with a screen interval of 60 to 80 ft BLS, since this interval is the interval with highest VOC impacts (based on MIP results). Was the location of this new well based on the MIP locations or based on modeling?

Response: Comment noted. Tetra Tech prefers to have the future ability to pump immediately below

Layer 4, should future optimizations suggest this prudent. Note that the proposed location is near the conceptualized boundary of the Layer 4 mass storage zone and future pumping below this layer may be a potential supplement to storage zone mass depletion. The location for the proposed recovery well was placed based on MIP results, modeling, and decreases in downgradient recovery well influent.

General Comment: Prior to making the various proposed changes to pump intake depths, consideration may be given to first running packer isolation tests to evaluate changes in recovery well influent with a mobile lab running VOC samples. This approach would facilitate the placement/isolation of recovery well screens based upon actual dynamic field testing results and ensure that the P&T system, while continuing to provide hydraulic capture, also maximizes the mass removal rate.

Response: A more cost-effective approach would be to install the packers based on the MIP observations, sample one week following post-packer installation pumping, and continue quarterly sampling to determine if adjustments are practical. We feel the resolution of the MIP data is sufficient to be able to accurately place the packers and dynamic testing is extraneous. The initial pumping conditions are not representative of the actual flux within the packered intervals. The pumps should operate for a longer duration for the representative concentrations to be extracted. To implement the comment's suggestion, a crane or drill rig would be needed throughout the testing (for packer adjustment) in addition to the mobile lab and associated field support. In general, the additional cost-benefit of dynamic testing is diminished with the additional resources needed to complete the testing adequately.

Part 2 – Expansion of System

Hot Spot 3 was delineated with the vertical intervals of 16 to 30 ft BLS because this interval had the highest concentration of VOCs. For the expansion, it is proposed to install the shallow recovery wells with a screen interval of 15 to 45 ft BLS. Why install the screen interval to 45 ft BLS? Based on the DPT investigation performed by Geosyntec, most of the mass from 35 to 45 ft BLS is underneath the ESB parking lot area. Geosyntec recommends installing the shallow recovery wells with a screen interval of 15 to 30 ft BLS to focus on mass removal.

Response: Based on the orientation of the recovery wells, the Hot Spot 3 wells could supplement aquifer dewatering regionally near the ESB, hence the typical well construction. Note that MIP locations along the periphery of the ESB and Hot Spot 3 contained elevated FID/ECD responses below 35 feet BLS (see MIP05 and 11).

Is the shallow proposed recovery well RW15A being installed to address Hot Spot 4 as well as Hot Spot 3? The impacts in the Hot Spot 4 area are generally shallow (6 to 15 ft BLS). If recovery well RW15A is being installed to address the Hot Spot 4 area, it is recommended to install the well with a screen interval of 5 to 30 ft BLS. This should allow this recovery well to pull in impacted water from the Hot Spot 4 area.

Response: Comment noted. Note that the expansion to Hot Spot 3 proposed within the Step 1B EE was for expansion of the hydraulic containment system. Language specific to mass removal was not included and solely referenced containment as the primary remedial approach. This response is not to diminish the benefit of mass removal, but to highlight that the entire shallow recovery well network should be viewed to operate as a system of wells for containment. The consistent screen intervals could also have potential advantages of increased ESB influence with reduced recharge near some of the wells.

In the area of RW15A, consistent concentration data gaps exist between 27 to 36 feet bls. Based on this observation, there is a likelihood that HS-level concentrations exist below the comment's proposed well depth of 30 feet bls. With the intent of focusing on containing Hot Spot 3/4and also increasing mass removal, the screen interval at RW15A will be modified from 10 to 40 feet bls.

Slide 16: Is the air stripper limited to flow rates of 42 gpm because of excessive moisture carryover only or is the stripper not capable of reducing VOC concentrations at that flow rate (though liquid phase GAC provides polishing)? If the excessive moisture is the only issue, can a moisture knock out trap be installed to eliminate that issue? The fluids collected in the moisture separator can simply be re-routed to the equalization tank. If the moisture carryover is the only issue, this would eliminate need to upgrade or add another air stripper in series.

Response: When notable moisture carryover occurs, the headspace in the top and false trays blinds, which results in an increase in back pressure and reduced flow. The reduced flow results in decreased air stripper phase transfer efficiency. The issue is at the air stripper not at the moisture separator. As shown on the P&ID the condensate is rerouted back to the air stripper intake. The existing air stripper is not adequate to increase process flows to meet additional hydraulic loading and upgrades are required to meet the expansion.

Slide 22: States proposed deep recovery well screen interval is 70 to 80 ft BLS. This is different than what was presented in part 1. Please verify screen interval.

Response: Typographical error. Correct screen interval is 50-80 feet bls as presented in Part 1 and Part 2 (Slide 13).

ADVANCED DATA PACKAGE

C.7 Hot Spot 5 Site Characterization ADP

Launch Complex 34 (LC34), SWMU CC054
Hot Spot 5 Site Characterization
June 2019



- Construction of Complex 34 began in 1959, designed to support NASA's Saturn 1 and1B programs
- Seven launches between 1961 and 1968
  - Historical records suggest TCE used to flush rocket engines and for precision cleaning of spaceflight hardware
- 1971: Complex mothballed
- 1972: Service structures and operational equipment scrapped, leaving majority of on-site buildings and structures abandoned-in-place
- 1984: Declared part of the Man In Space National Historic Landmark
- 1990s: Environmental investigations revealed chlorinated solvent contamination including DNAPL in groundwater
- 1999 to 2003: In situ remediation demonstration projects at the Engineering Support Building included test cells for Chemical Oxidation, Six-Phase Heating, Steam Injection, in addition to emulsified zero-valent iron (EZVI) and bioaugmentation test plots
- 2004: Groundwater LTM and CMS initiated
- 2007: CMS selected hydraulic containment of DNAPL Source Zone (DSZ), ***supplemental investigation(s) of HCP***, and MNA of LCP



- LC34 is located on a barrier island bounded by the Banana River and Atlantic Ocean
- Plume footprint covers 327 acres (LCP), 162 acres (HCP), 63 acres (Hot Spots), and 11 acres (10x Hot Spots)
- DSZ is a 2.0-acre area that includes significant dissolved and sorbed mass, TCE > 300 mg/kg, and transition zone to 100 mg/kg, this area is controlled by the Hydraulic Containment System
- Site Characterizations ADPs:
  - 2009: Hot Spot 1
  - 2011: Hot Spots 3 and 4
  - 2016: Hot Spot 6
- Interim Measures:
  - 2009: Began operation of the DSZ HCS
  - 2011: PED Demonstration at Hot Spot 1
  - 2018: Began air sparging at Hot Spot 6
- Hot Spot 5 investigation area extends from the western edge of Hot Spot 2, 3, 4, and 7 southwest beyond Phillips Parkway

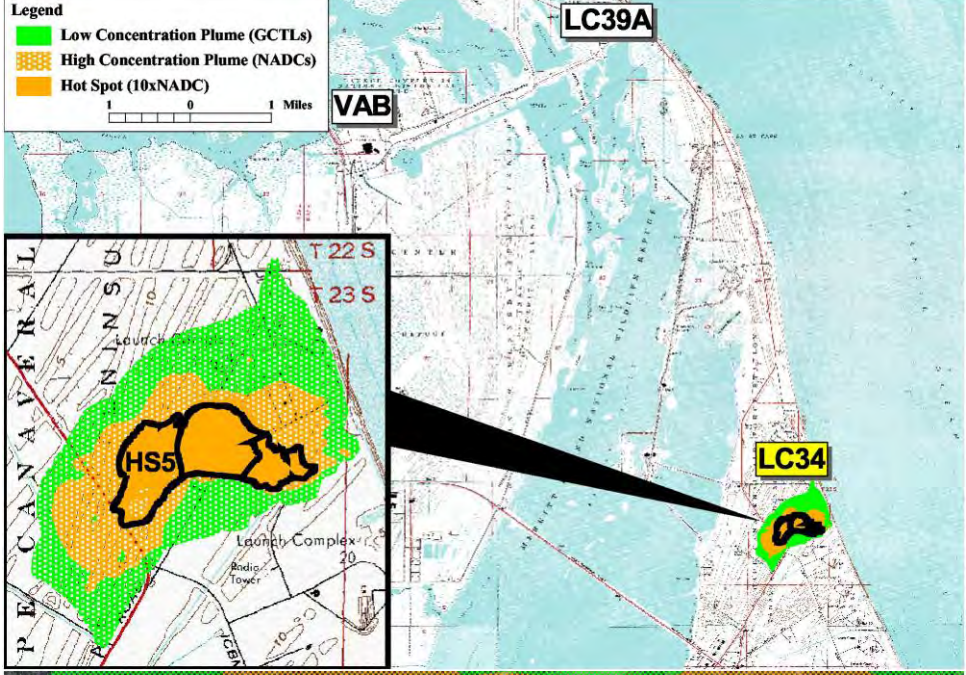

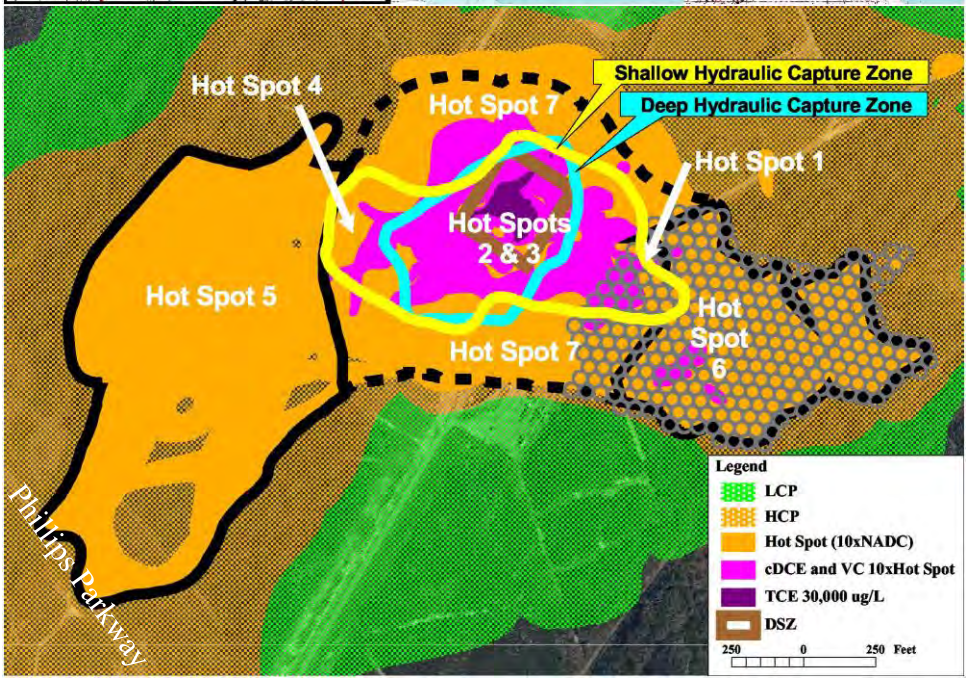

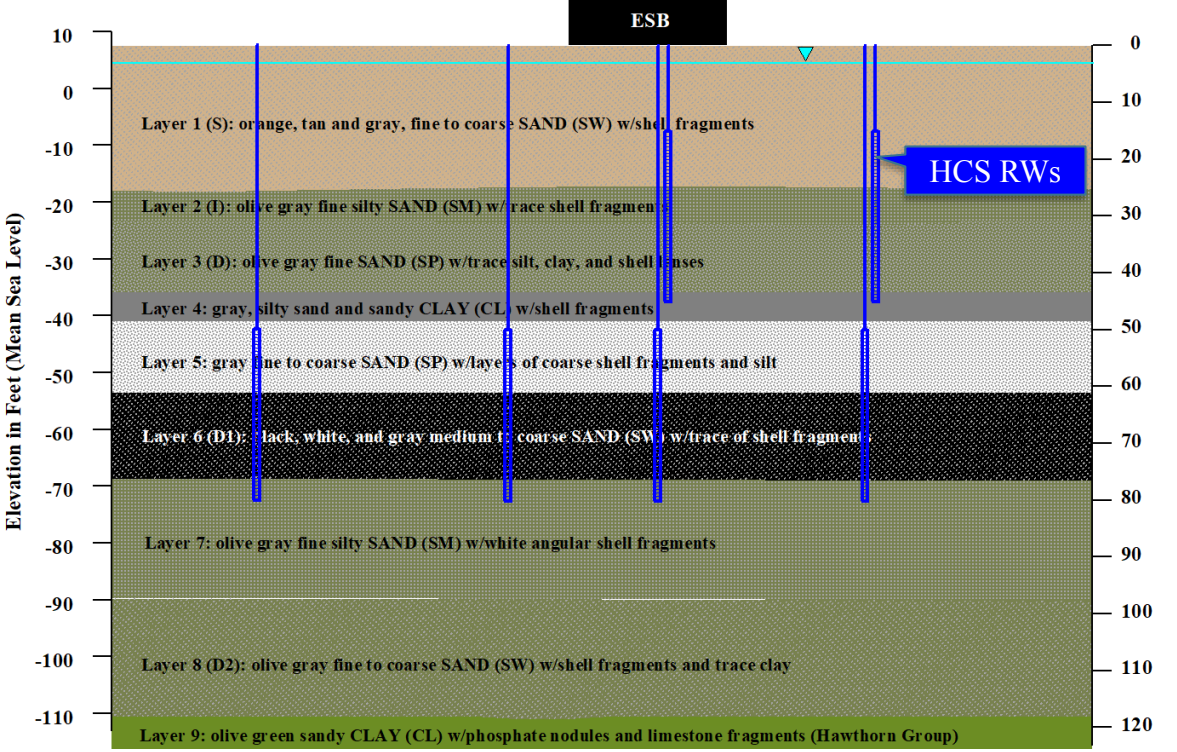

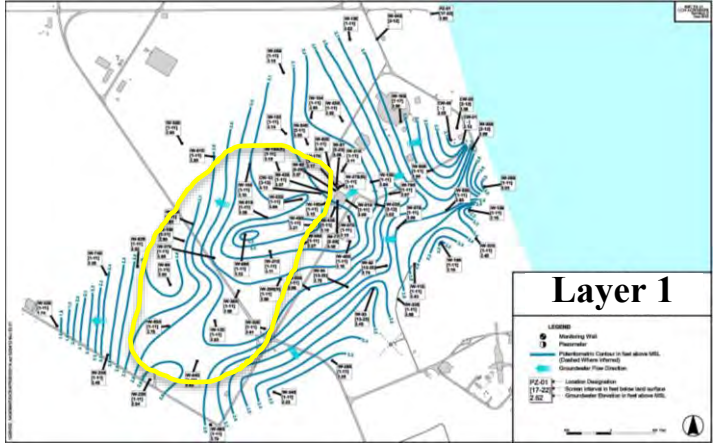

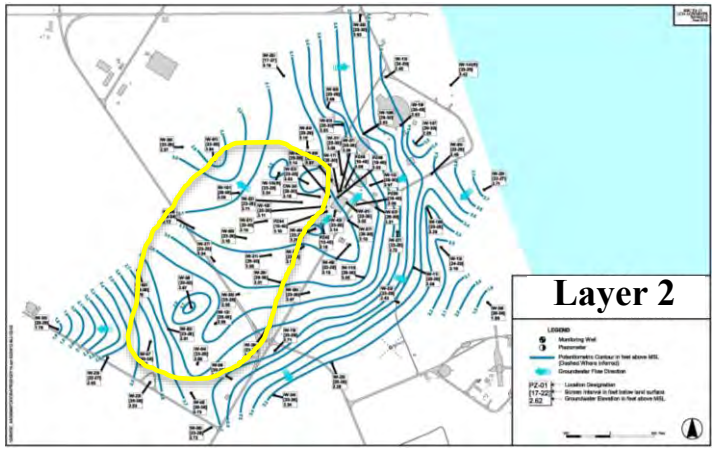

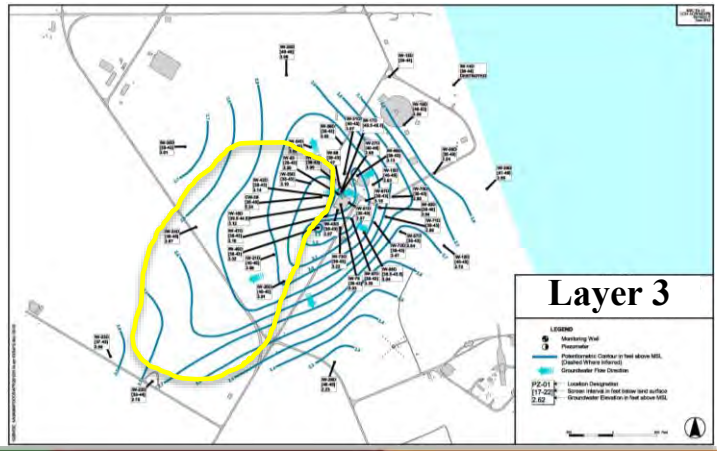

- Hot Spot 5 investigation area undeveloped with the exception of Phillips Parkway
- Ground surface ranges between 3.5 (wetlands) to 9.0 feet, DPTs 638, 722, 749, and 758 elevated at 11 feet MSL
- Depth to groundwater approximately 4 to 6 feet bls
- Contamination is within Layers 1, 2, & 3
- Historic Groundwater Flow (December 2011) in Hot Spot 5 area (yellow outline) generally southwest to south flow direction
- Hydraulic Conductivity 30 ft/d, 4 ft/d, and 3 ft/d in Layer 1 (sand), Layer 2 (silty sand), and Layer 3 (fine sand), respectively

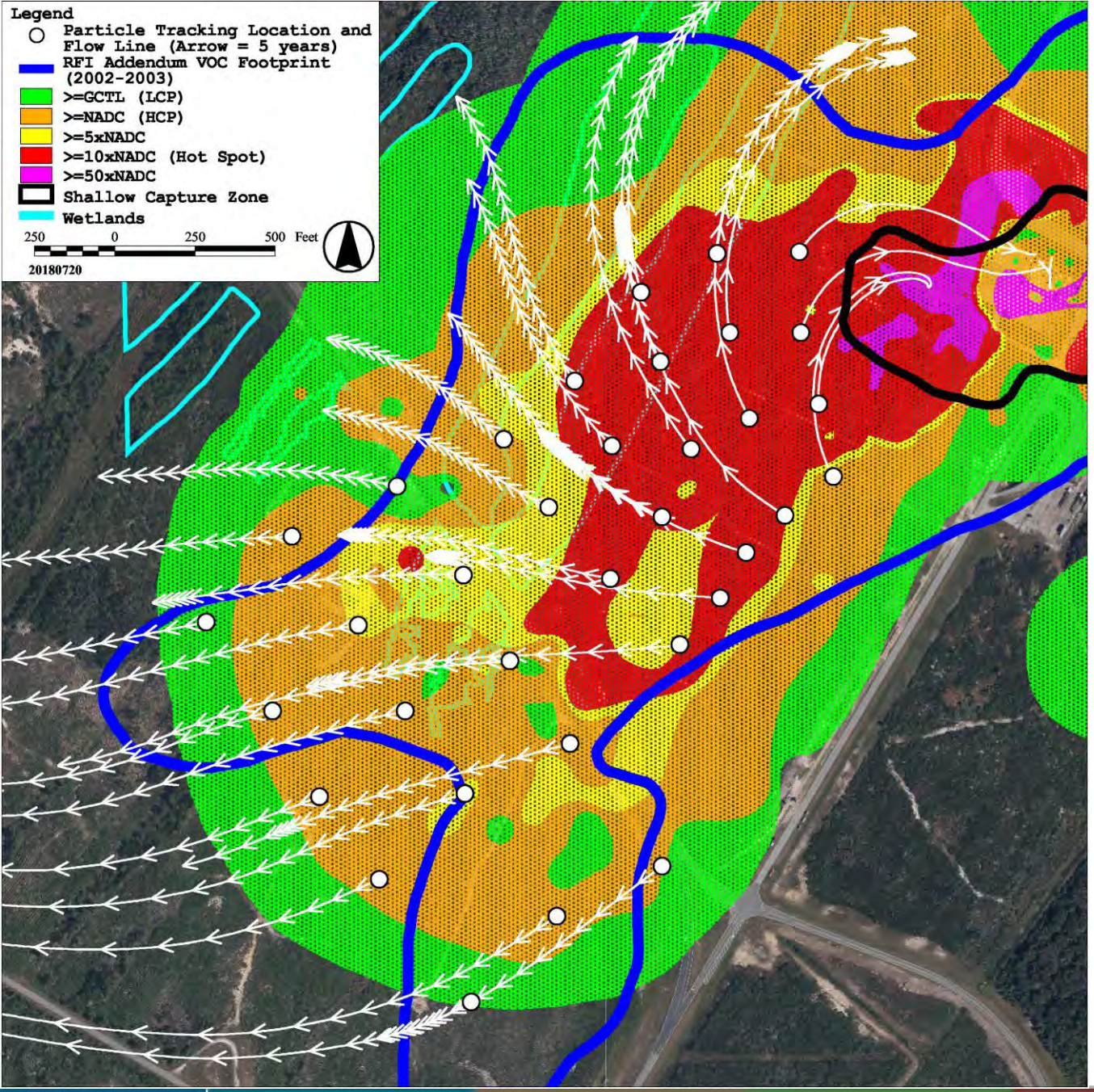

Jacobs Comment #1:

Based on the potentiometric maps shown and a review of some others, is groundwater flow direction better described as radial at the north end of the HS5 and generally west and southwest on its south side? We reviewed delineation with that in mind. Is information available regarding groundwater gradient and flow velocity along the axis of HS5? HS5 is large. Please include aquifer geochemistry information, particularly any that may change with distance from the source zone.

Tt response:

Particle tracking added to determine flow direction, generally to the west to the south of Phillips Parkway, northwest to north to the north of Phillips Parkway, and in the area of the hydraulic capture system (HCS) flow is north to east in the upper portion of HS5. Each arrow along the particle tracking lines represent five years. Flow velocity beyond the influence of the HCS over five years in Layers 1, 2, and 3 are ~100, 15, and 10 feet, respectively. Site-wide LTM sampling in the HS5 area indicate anaerobic conditions, dissolved oxygen readings were all less than 0.46 mg/L and oxidation redox potential readings were all negative with the exception of three wells with positive readings of 5.1, 6.2, and 130.4 mV (IW0010IR).

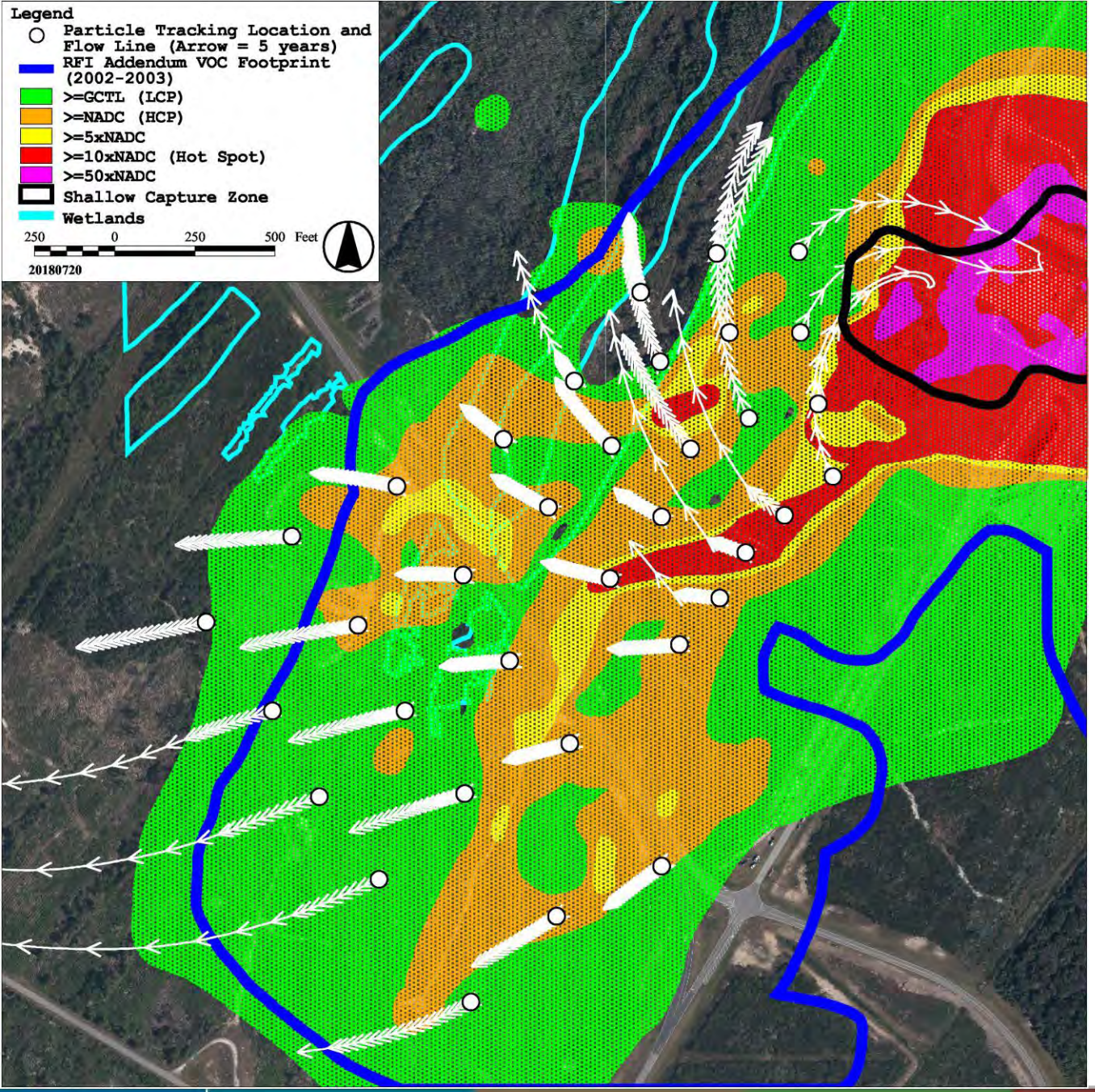

Geosyntec Comment #1:

It may be beneficial to include historic plume distribution maps for the dissolved plume in the general HS5 area/crossing Phillips Parkway time to assist with interpreting the Conceptual Site Model (CSM). Do current data indicate that the dissolved plume is stable, increasing, or decreasing in this area of the site as compared to the RFI and CMS data? Is the ratio of degradation products changing over time within HS5? This information may assist with decision making as it pertains to proposed remedial activities and how robust of remedial measures are warranted based upon plume dynamics.

Tt response:

The RFI Addendum 2002-2003 VOC footprints were added to the figures. The extents of the plumes have changed over time but occupy similar areas in Layers 1 and 2. The contamination in Layer 3 is most likely the result of refined vertical sampling in recent delineation events.

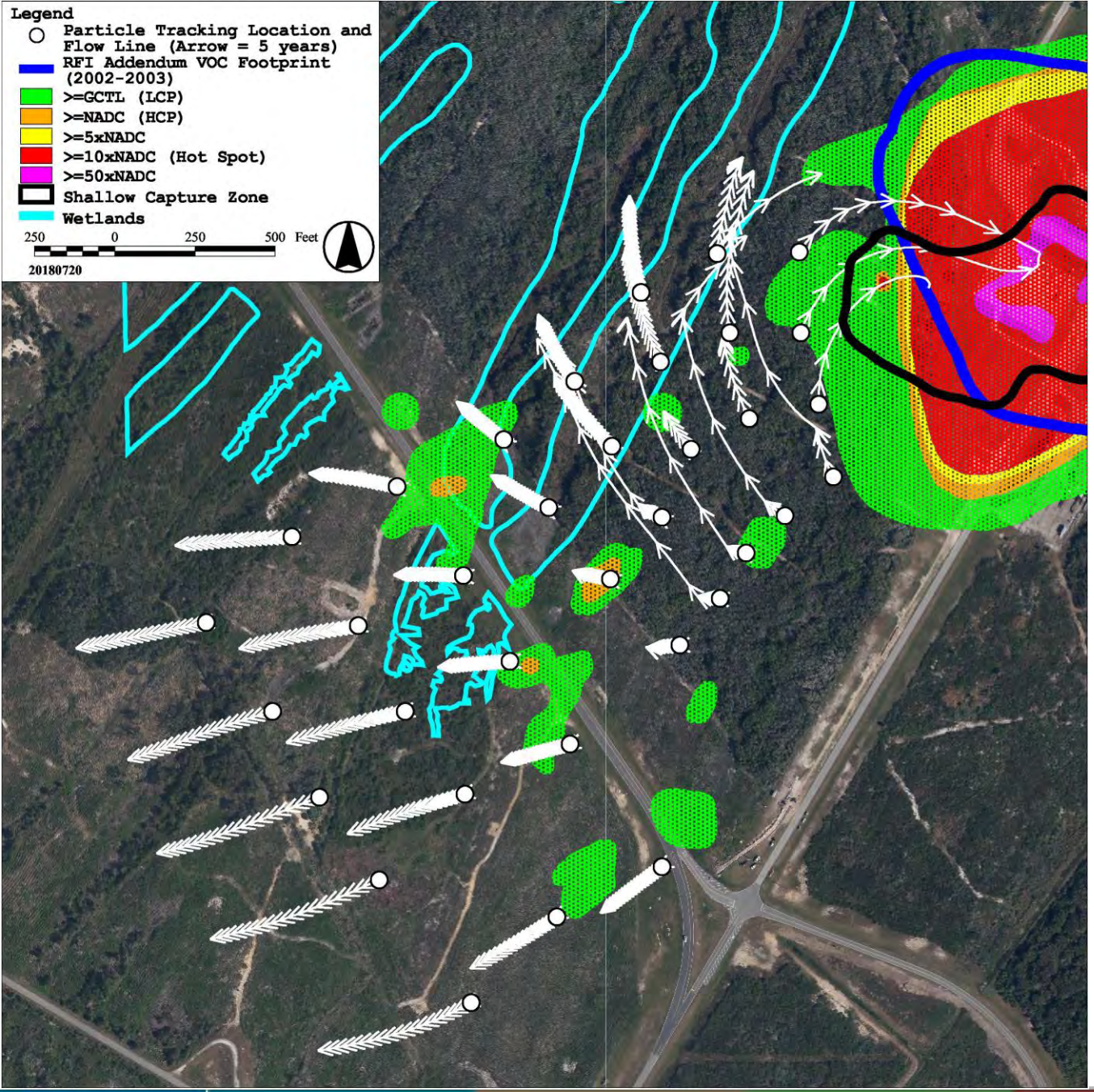

Geosyntec Comment #2:

Consider using water level maps/data to calculate the gradient and using hydraulic properties for the depth of primary dissolved plume transport and appropriate constituent retardation factors to calculate the groundwater flow velocity and anticipated contaminant transport velocity. If the plume has changed from the late 1990s to present in the Phillips Parkway area, how does the calculated transport velocity correspond to the change (if any) of plume extent? This information may assist in understanding plume movement in addition to the potential timing of intermittent operation of a future air sparge curtain. As an example, since we would anticipate seeing very rapid reductions within the ~40-50 ft wide sparge curtain zone, based upon groundwater flow velocity the system may then remain off for several months, which would avoid creating a hydraulic barrier that results in plume spreading around the barrier (which has been observed at other sites). Once the sparge curtain zone is "recharged" with upgradient dissolved flux, it could then be turned back on. This approach could greatly reduce the "on" cycle for the curtain and enable air distribution to other areas where mass removal is warranted.

Tt response:

Tt concurs with on/off cycling concept for the proposed sparging wall.

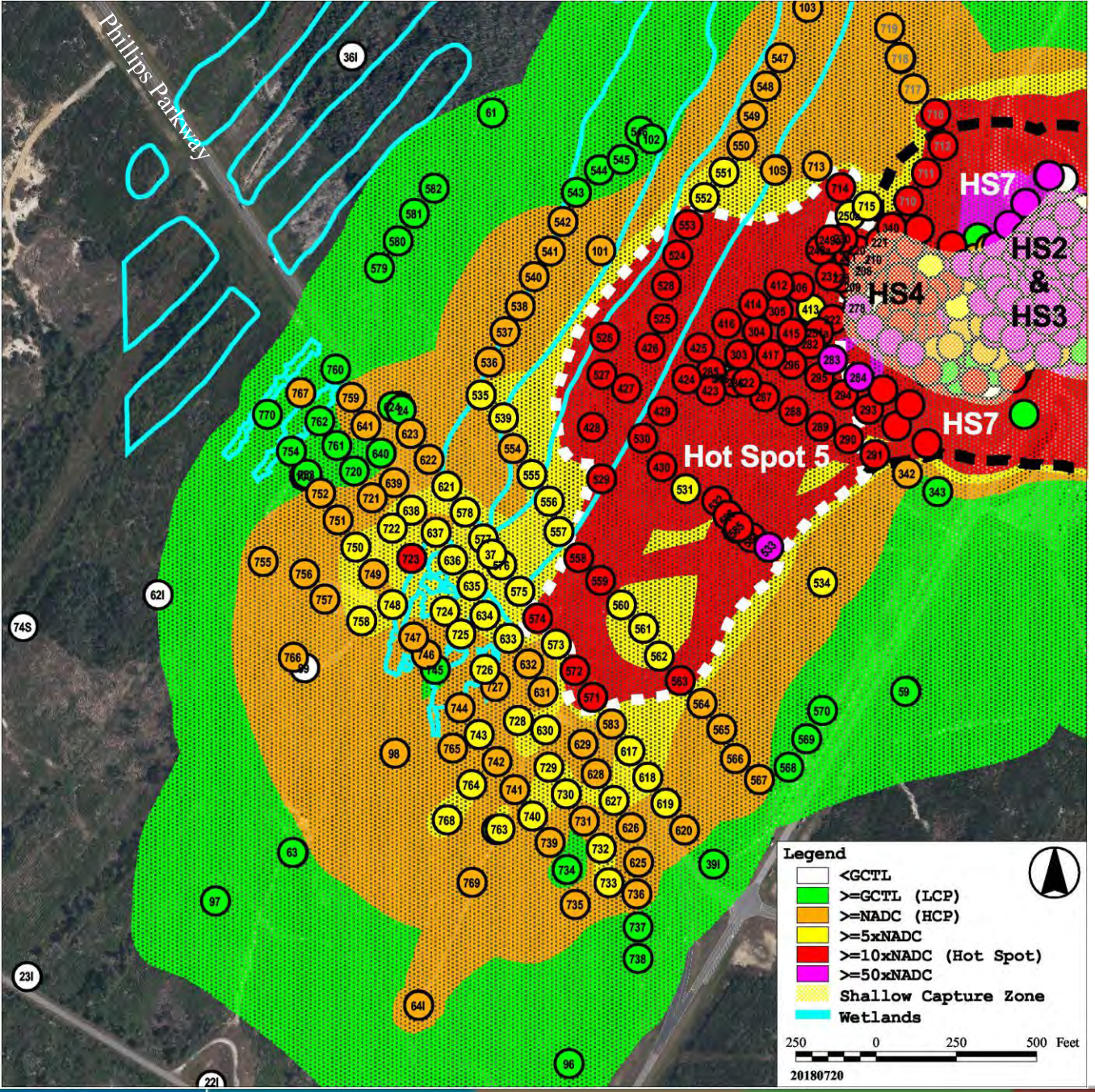

Delineate the horizontal and vertical extent of Hot Spot 5 (10xNADCs)

Determine plume conditions along Phillips Parkway, south of Phillips Parkway is beyond the geographic area of the permit the Air Force has issued to NASA, a Right of Entry from the Air Force was required.

Due to the hot spot size, KSCRT delineation rules of thumb are not tenable

Refinement within Hot Spot 5 will be coupled with future IMs

Groundwater Results provided on oversized figure provided with ADP

Interval (ft bls):	0-10	10-15	15-20	20-28	28-34	>34
	TCE					
Samples:	179	153	147	169	149	52
Detections:	2	3	0	0	0	2
>GCTL:	1	2	0	0	0	0
>NADC:	0	2	0	0	0	0
>10xNADC:	0	0	0	0	0	0
Maximum (ppb):	90	670	0	0	0	2
Average (ppb):	46	397	0	0	0	2
	cDCE					
Samples:	186	191	186	186	152	52
Detections:	126	168	176	173	78	30
>GCTL:	75	110	149	136	18	6
>NADC:	53	79	103	80	5	0
>10xNADC:	1	28	22	5	0	0
Maximum (ppb):	7,400	24,000	64,000	35,000	3,300	260
Average (ppb):	1,019	2,922	3,827	1,670	172	40
	tDCE					
Samples:	186	191	184	186	152	52
Detections:	63	75	77	73	2	4
>GCTL:	12	40	30	5	0	0
>NADC:	0	0	2	0	0	0
>10xNADC:	0	0	0	0	0	0
Maximum (ppb):	400	820	2,000	560	15	7
Average (ppb):	60	178	168	43	10	3
	VC					
Samples:	186	191	184	185	152	52
Detections:	132	179	178	145	29	12
>GCTL:	132	179	178	145	29	12
>NADC:	64	106	124	62	6	1
>10xNADC:	16	33	28	10	3	0
Maximum (ppb):	2,700	2,800	4,600	9,200	2,600	760
Average (ppb):	366	511	551	363	249	69

Dataset includes 953 samples from 200 locations collected via DPT in 2010, 2011, and 2015 to 2019

Data evaluation intervals: 0-10', 10'-15', 15'-20', 20'-28', 28'-34', >34' bls

TCE, cDCE, tDCE, and VC > GCTLs

- tDCE not presented in this ADP, all tDCE > GCTL coincide cDCE > GCTLs
- Maximum detections
  - TCE 670 µg/L, DPT0210 in 13' sample
  - cDCE 64,000 µg/L, DPT0278 in 18' sample
  - tDCE 2,000 µg/L, DPT0278 in 18' sample
  - VC 9,200 µg/L, DPT0533 in 25' sample

cDCE and VC exceeded NADCs and 10x NADCs

Hot Spot and HCP extends to 34' bls with the exception of DPT0712 being the only location with 38' sample > NADC

No other compounds exceeded GCTLs in this area based on Biennially Site-wide LTM

Freon was analyzed in 440 samples, all samples were BDL

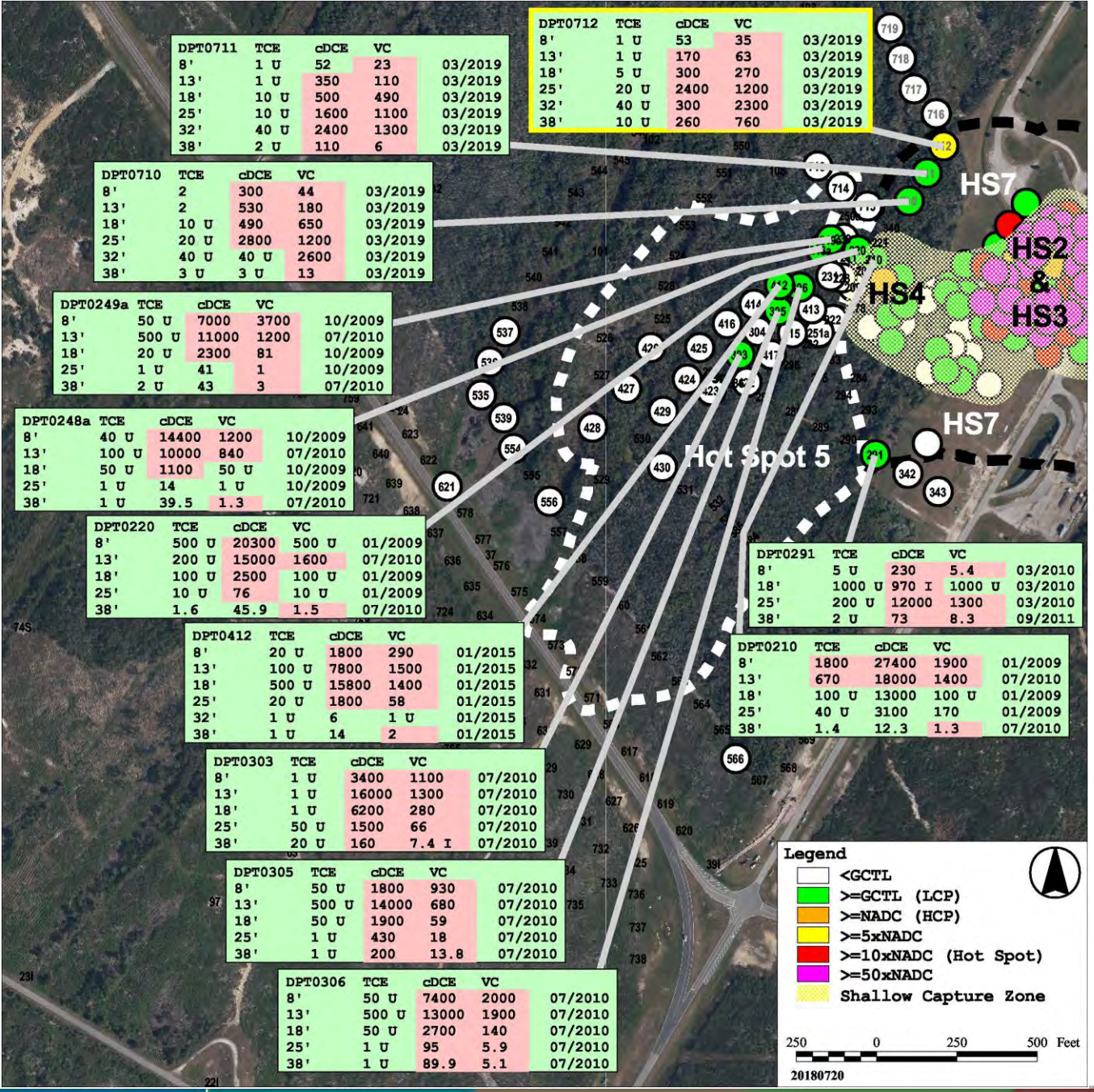

DPT0712:

- VC > 5xNADC at 760 µg/L
- cDCE = 260 µg/L

Other 38' samples ≥ GCTLs

- VC maximum is 13.8 µg/L
- Remaining VC > GCTLs are 13, 8.3, 7.4, or 5.1 µg/L or less
- cDCE detected in five samples at 73, 89.9, 110, 160, and 200 µg/L

GCTL exceedances deeper than 34 feet bls

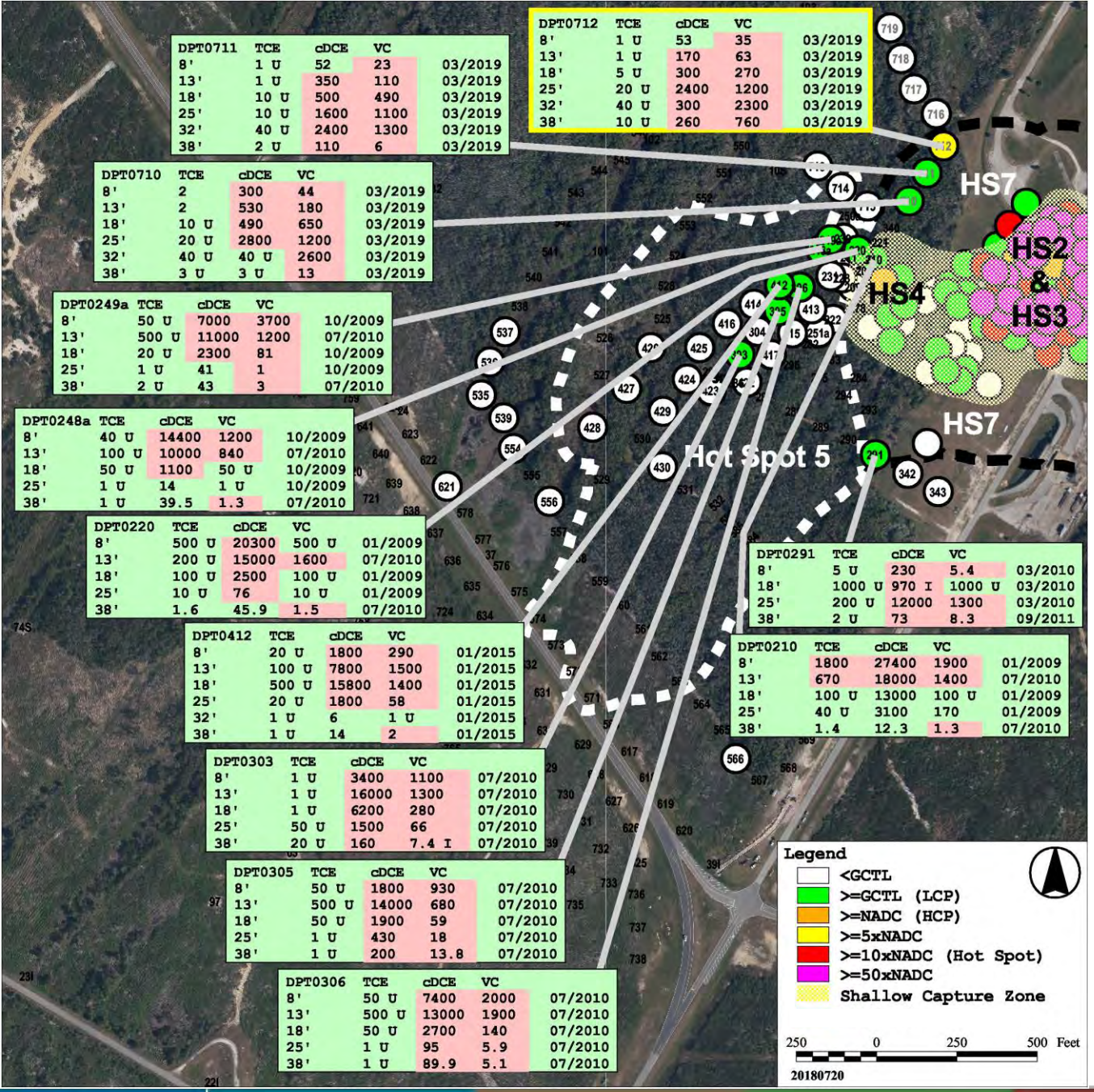

Geosyntec Comment #3:

Slides7/10/14/26: DPT0210, DPT249a – VC at 1 µg/L and 1.3 µg/L is not a GCTL exceedance per FDEP rounding allowances.

Tt response:

Tt concurs that these concentrations do not exceed the GCTL, the highlighting indicates the concentration is equal to or greater than the GCTL. The legend for Figure 1 has been update to indicate >= for the color coding.

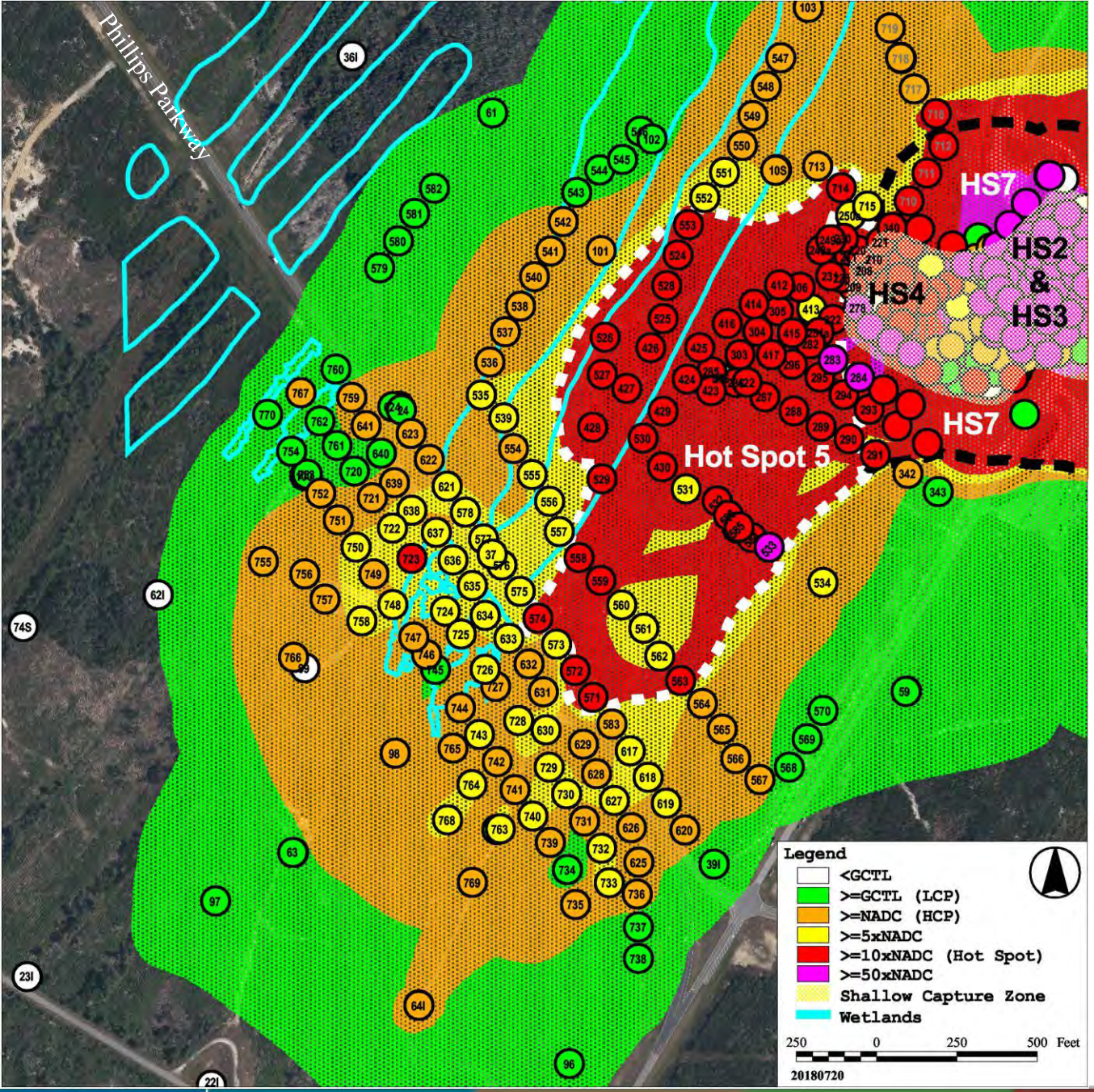

Intervals:

- 0-10', 10'-15', 15'-20', 20'-28', 28'-34', >34' bls
- 0-10' included all data from ground surface to and including 10' bls
- 10'-15' included all data greater than 10' bls to and including 15' bls
- Deeper intervals followed same logic

If an interval had multiple results, maximum was used for contouring

Elevated non-detect values for cDCE > 140 and VC > 20 were not used in contouring, non-detect values less than those values were assumed to be zero

All sample locations in HS5 have labels; only locations with symbol used in contouring

Cross-sections provided for vertical evaluation

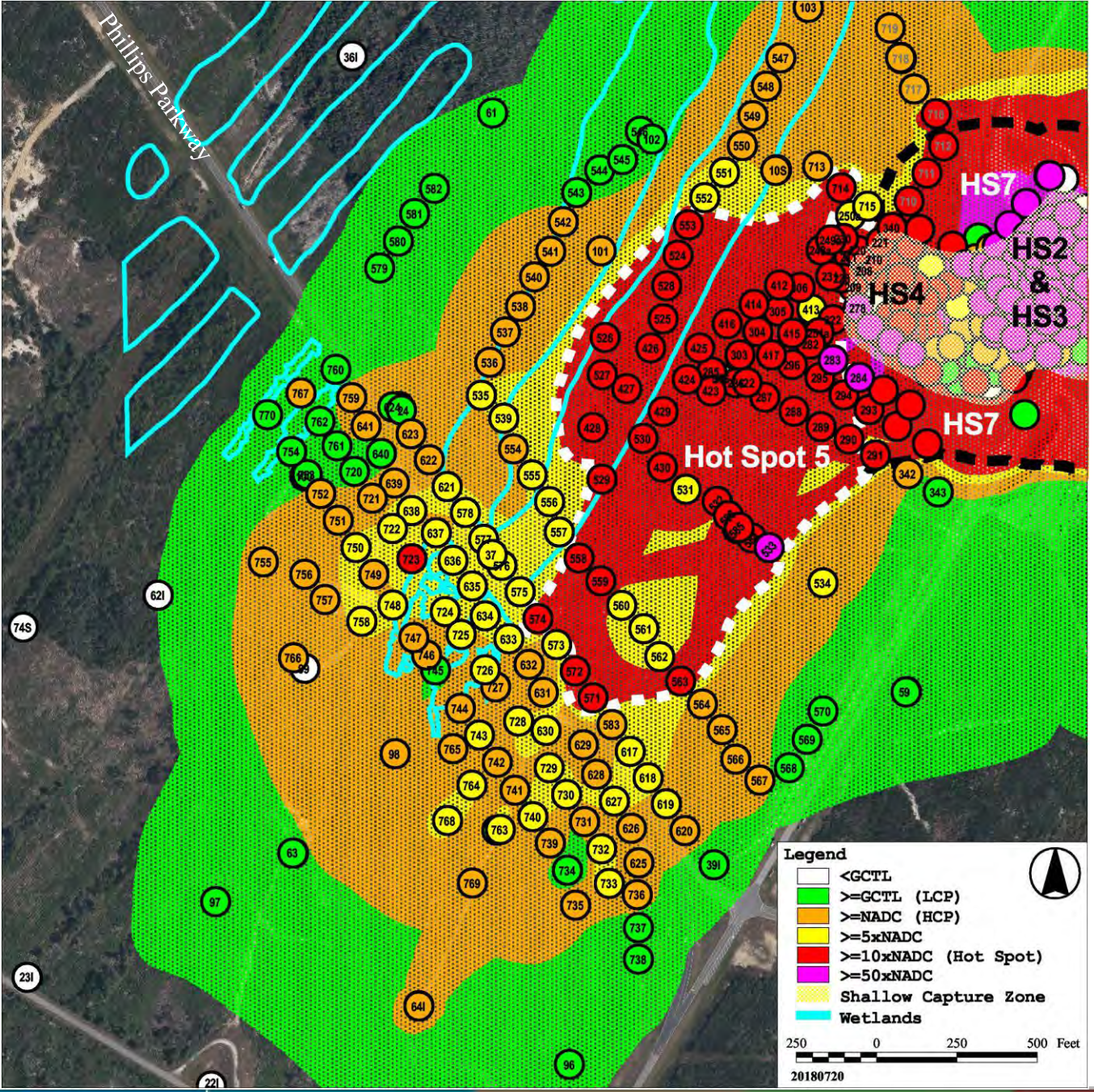

Jacobs Comment #3:

What was the cause of the elevated detection limits mentioned? Similar question: DPT0751 had a 500 J result for vinyl chloride. What caused the estimated value?

Tt response:

The reference to elevated non-detect values was not directed at any particular result, but rather indicated how elevated non-detect values were handled during contouring. In most cases the elevated non-detections were within the HCS capture zone and were caused by high TCE detections. Excluding those results, cDCE had no elevated non-detect values within Hot Spot 5 and VC had 8 elevated non-detect values in samples that had high cDCE detections. The onsite lab did not provide a reason for the estimated VC result of 500 J.

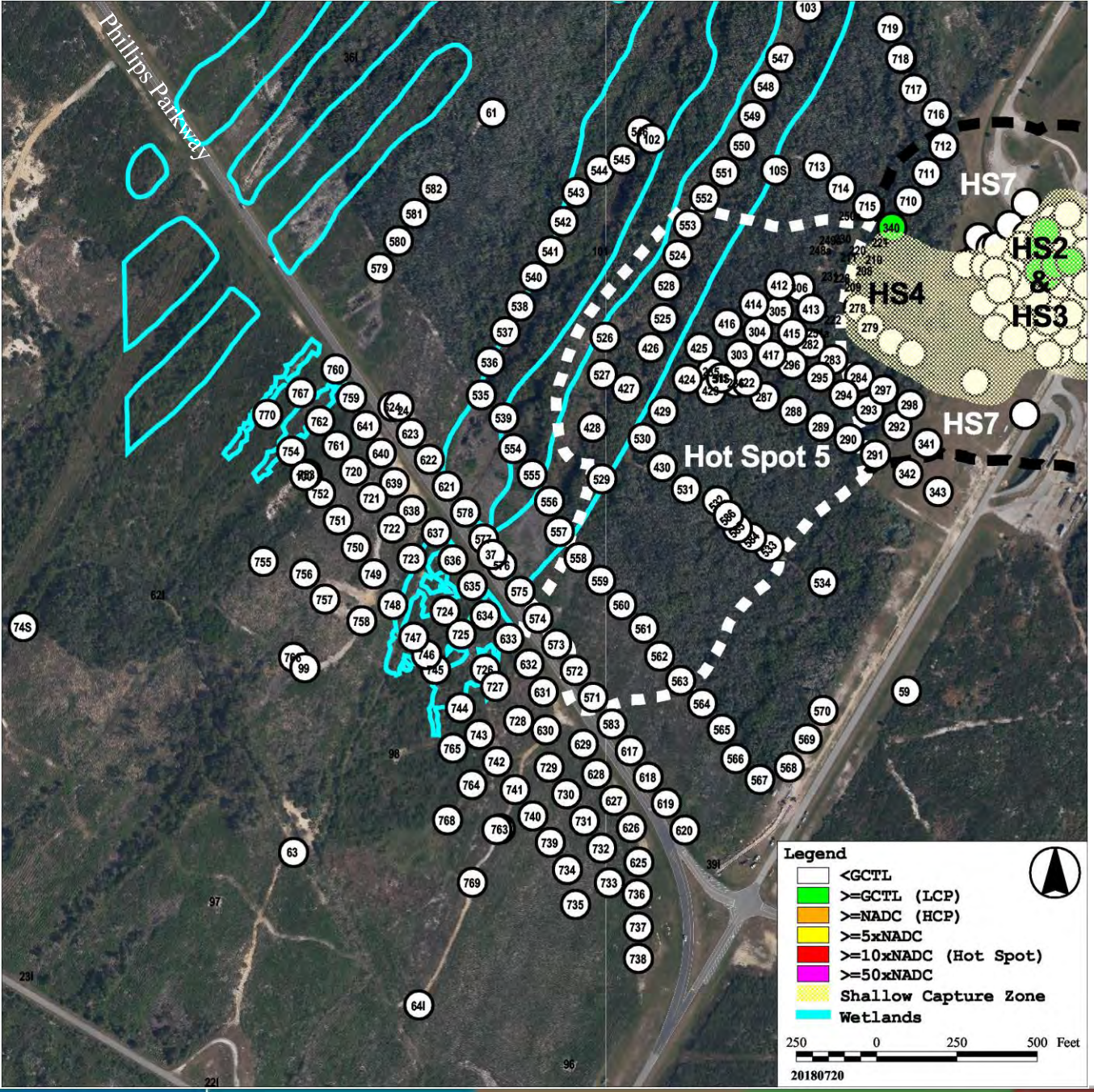

DPT0340	TCE	cDCE	VC	
8'	90	1600	460	09/2011
13'	30 U,I	4100	1100	09/2011
18'	30 U,I	4400	1200	09/2011
25'	30 U,I	3300	840	09/2011

DPT0340:

- On the fringe of the Shallow Capture Zone
- Sample collected 09/2011

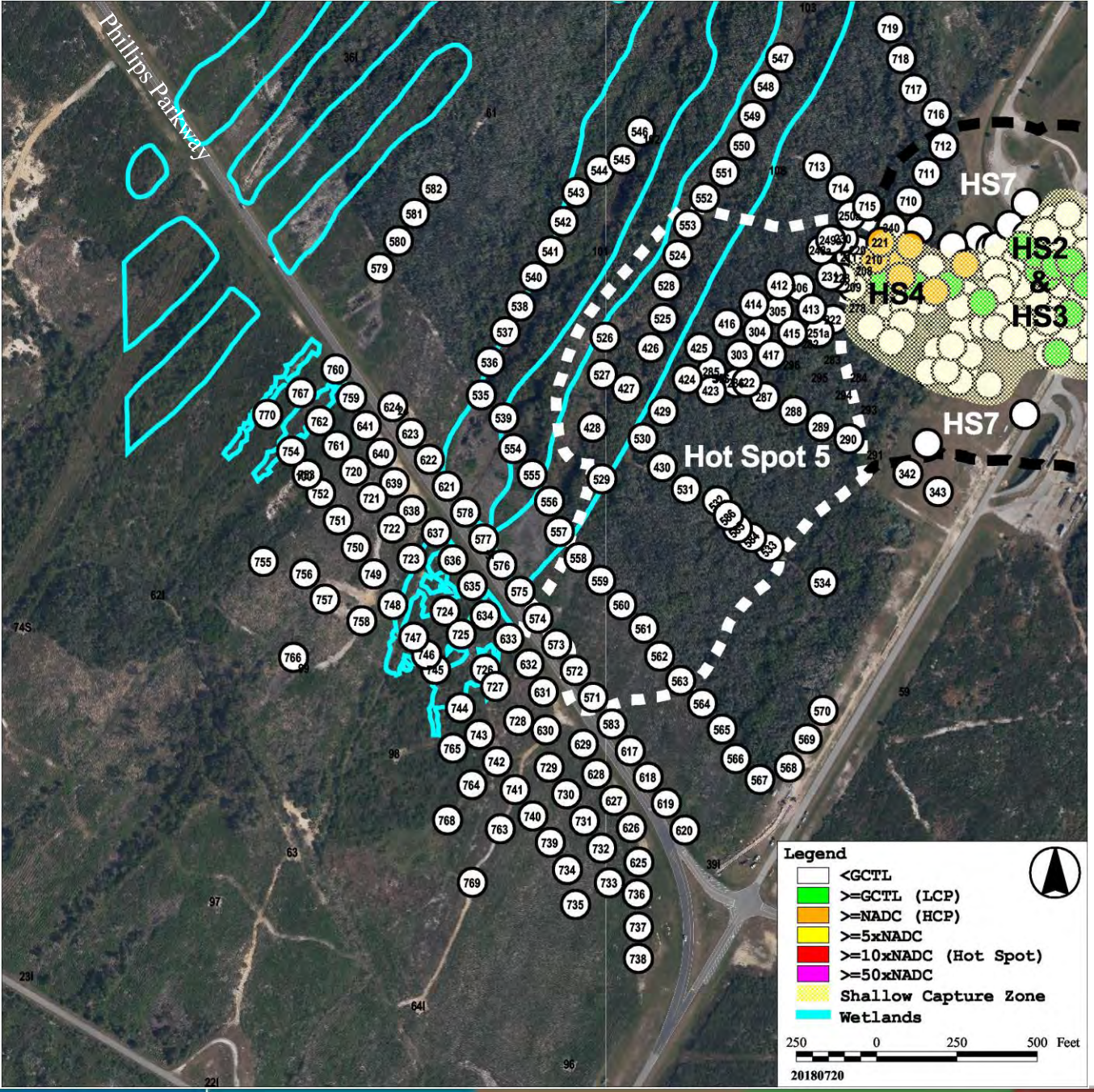

DPT0221	TCE	cDCE	VC	
8'	200 U	12100	940	01/2009
13'	520	8000	1000	06/2011
18'	200 U	7900	410	01/2009
25'	290 U	6100	290 U	01/2009

DPT0210	TCE	cDCE	VC	
8'	1800	27400	1900	01/2009
13'	670	18000	1400	07/2010
18'	100 U	13000	100 U	01/2009
25'	40 U	3100	170	01/2009
38'	1.4	12.3	1.3	07/2010

DPT0221:

- On the fringe of the Shallow Capture Zone
- Sample collected 06/2011

DPT0210:

- On the fringe of the Shallow Capture Zone
- Sample collected 07/2010

TCE, Interval: 10 to 15 feet bls

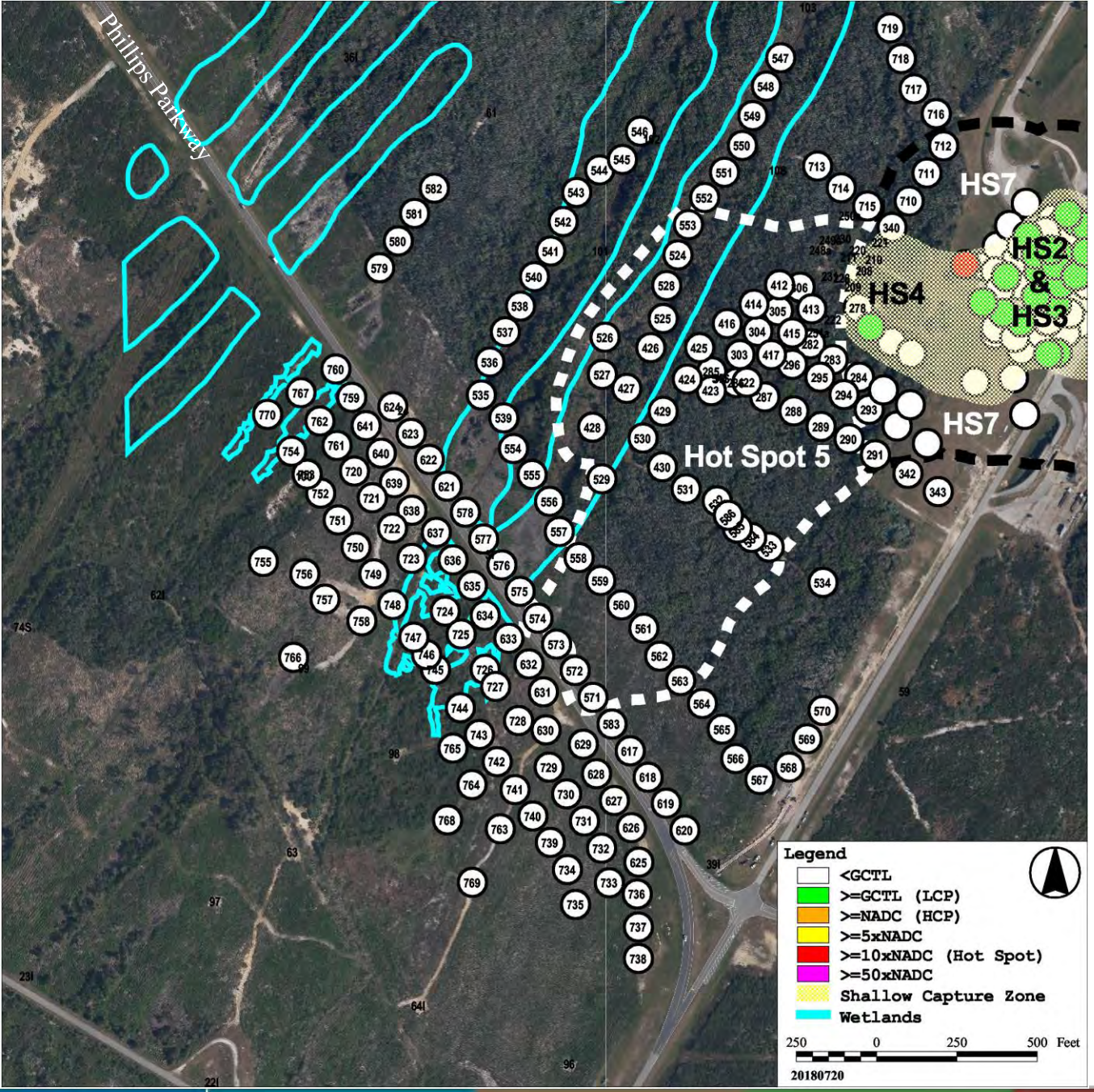

All results BDL

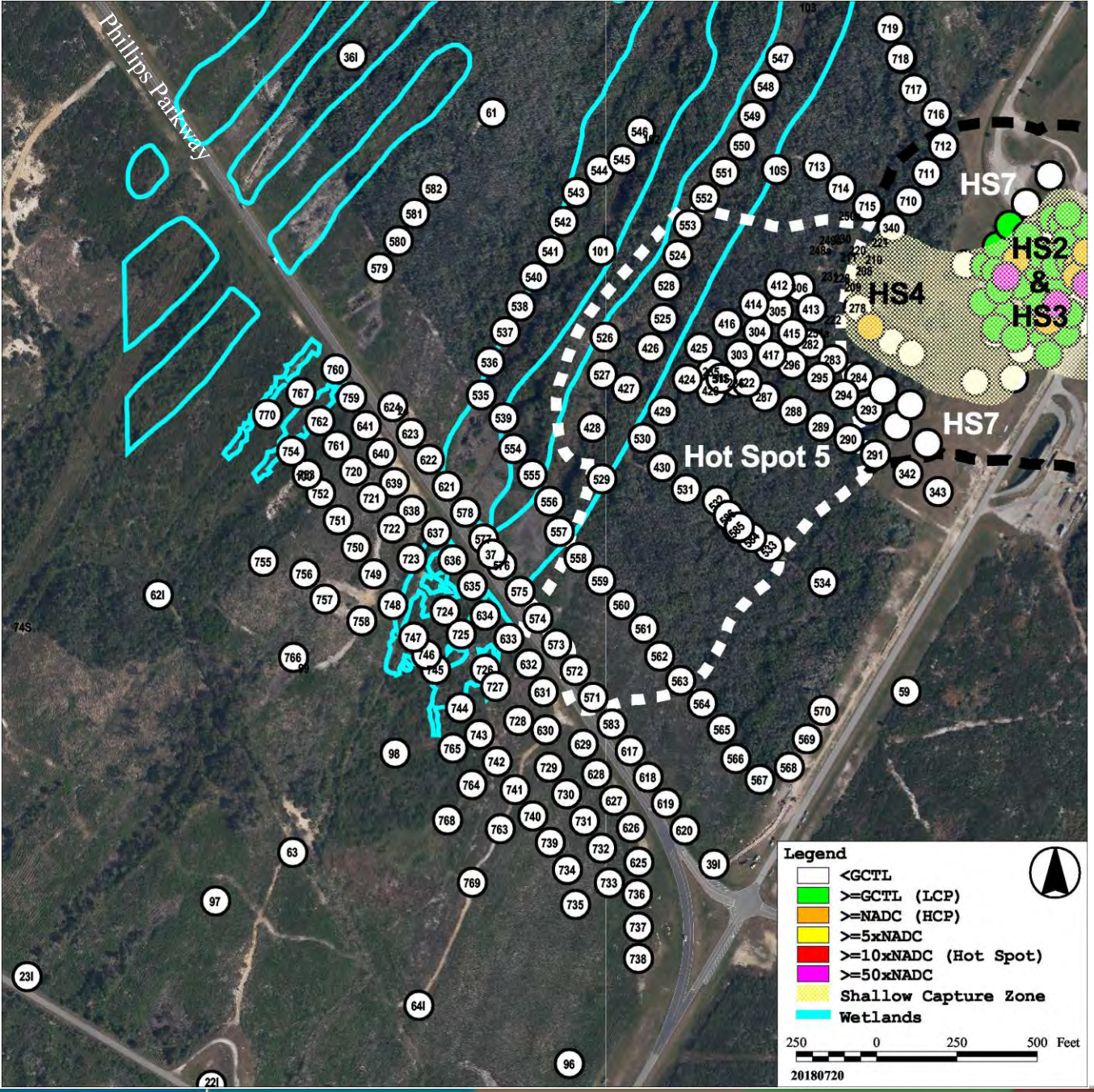

All results BDL

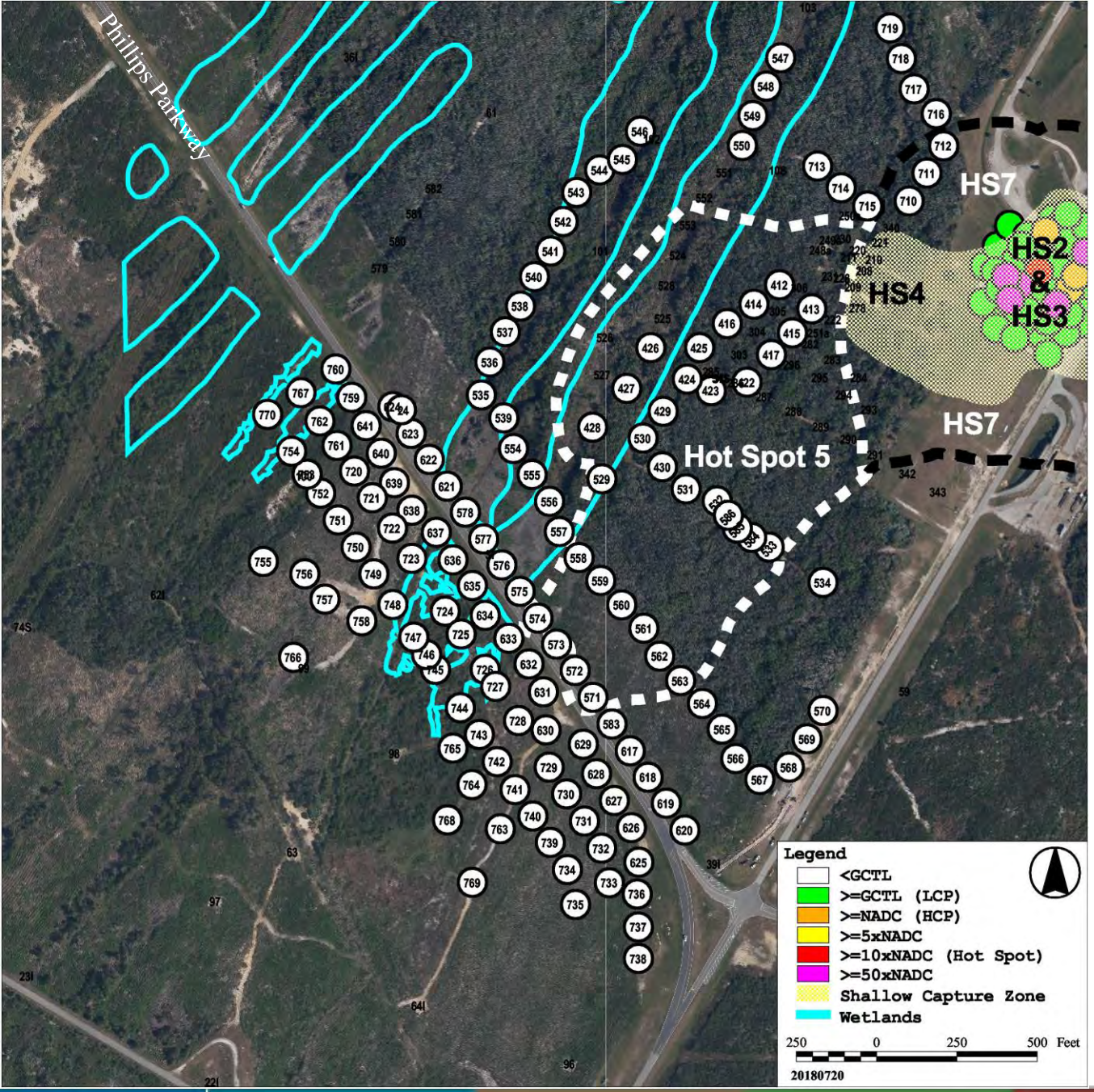

All results BDL

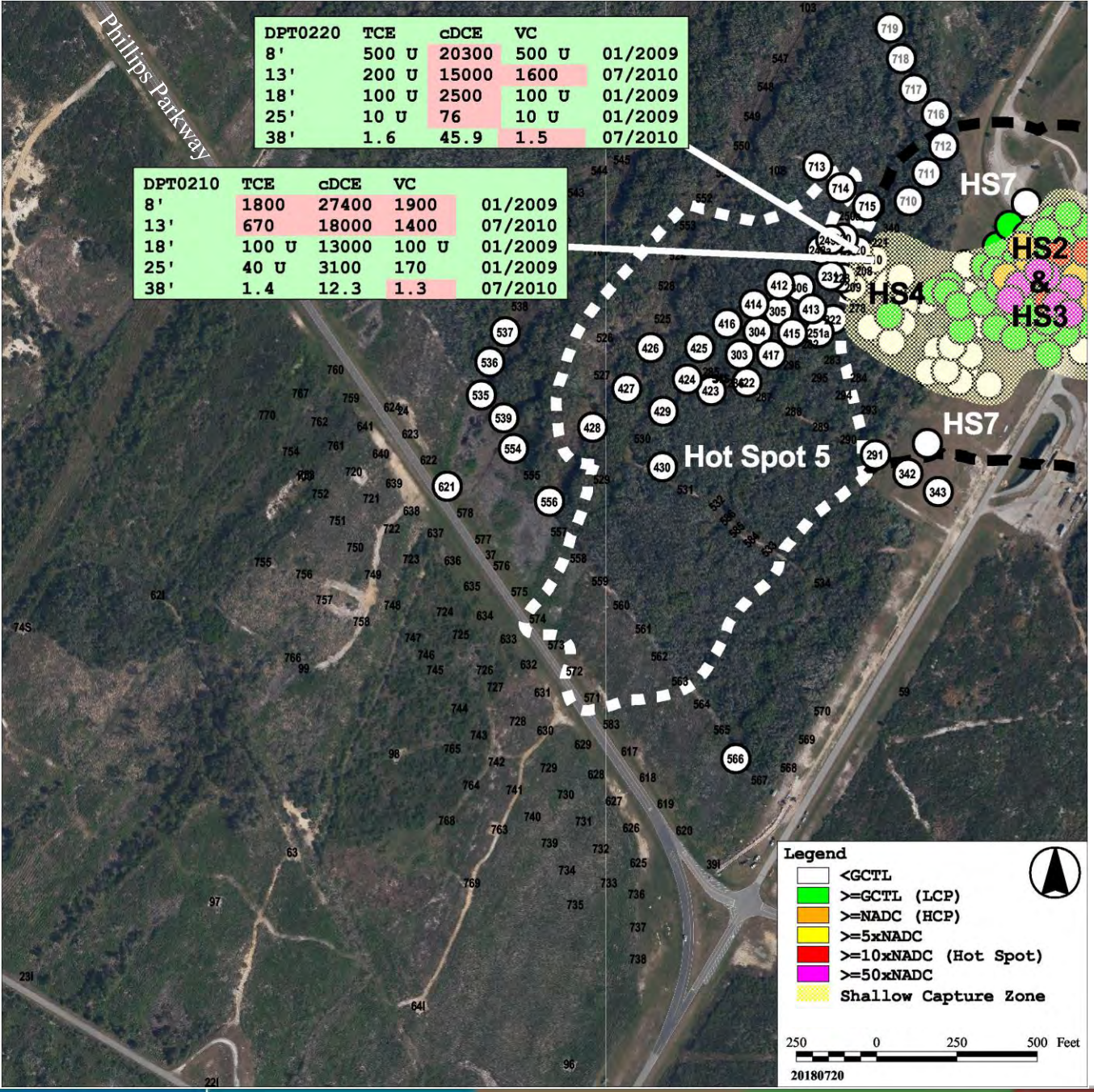

Two detections of TCE less than GCTL in DPTs 210 and 220

TCE, Interval: 34 to 40 feet bls

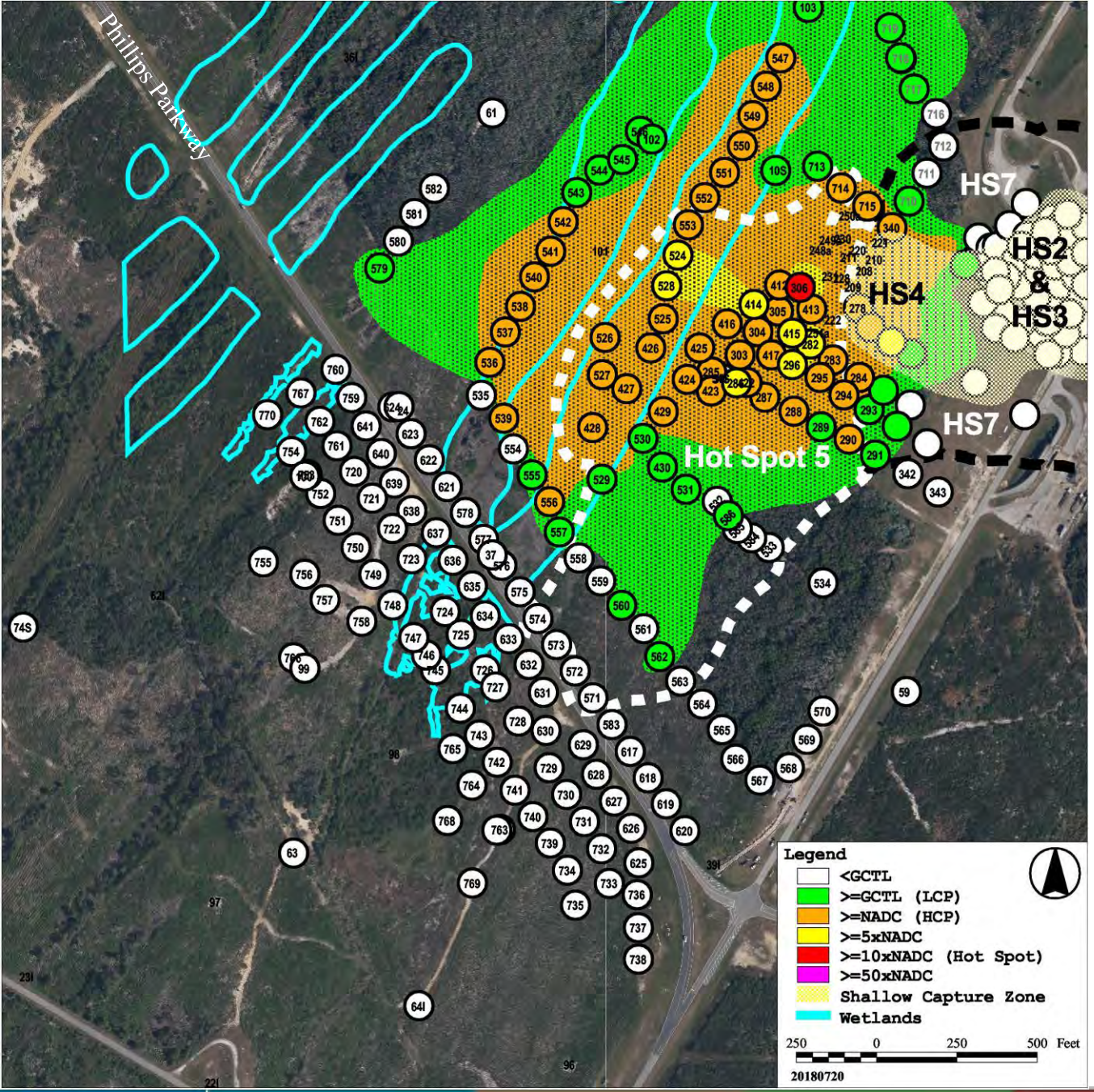

DPT0306	TCE	cDCE	VC	
8'	50 U	7400	2000	07/2010
13'	500 U	13000	1900	07/2010
18'	50 U	2700	140	07/2010
25'	1 U	95	5.9	07/2010
38'	1 U	89.9	5.1	07/2010

DPT0306 only sample that exceed Hot Spot criteria

No detections adjacent to and south of Phillips Parkway

Geosyntec Comment #4:

DPT718 has a results of 570 µg/L cDCE at the 8 ft depth. Should the location be green? If for some reason the next depth interval (13 ft) was considered, surrounding DPTs would need to follow the same rationale.

Tt response:

DPT0718 is co-located with IW0054S. During the 2009 and 2010 sample events, IW0054S had concentrations of cDCE that exceeded the NADC, causing the location to be color coded as exceeding the NADC. cDCE has been less than the NADC in IW0054S since 2011, and therefore the location should be green and has been changed in the presentation.

cDCE, Interval: 0 to 10 feet bls

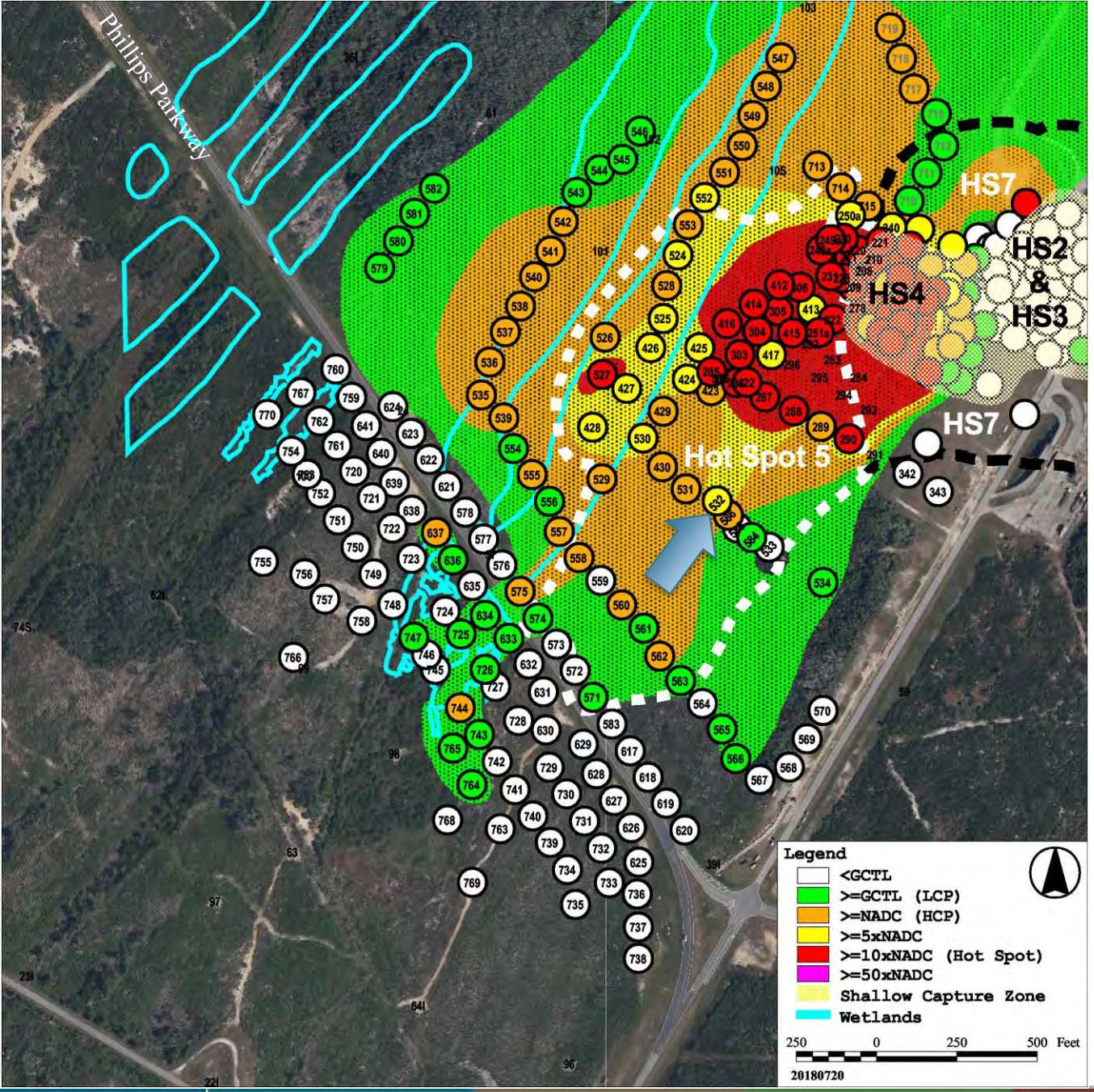

Twenty-eight detections equal to or greater than Hot Spot criteria ranging from 7,000 to 24,000 µg/L

All horizontally bounded

Detections equal to or greater than GCTL and NADC south of Phillips Parkway

Geosyntec Comment #5:

Based upon the 3,900 µg/L cDCE at DPT532, consider extending the >5xNADC contour located to the northeast of this area ~250 ft down to this location.

Tt response:

Tt concurs, the >5xNADC contour has been modified to incorporate DPT0532 as shown.

cDCE, Interval: 10 to 15 feet bls

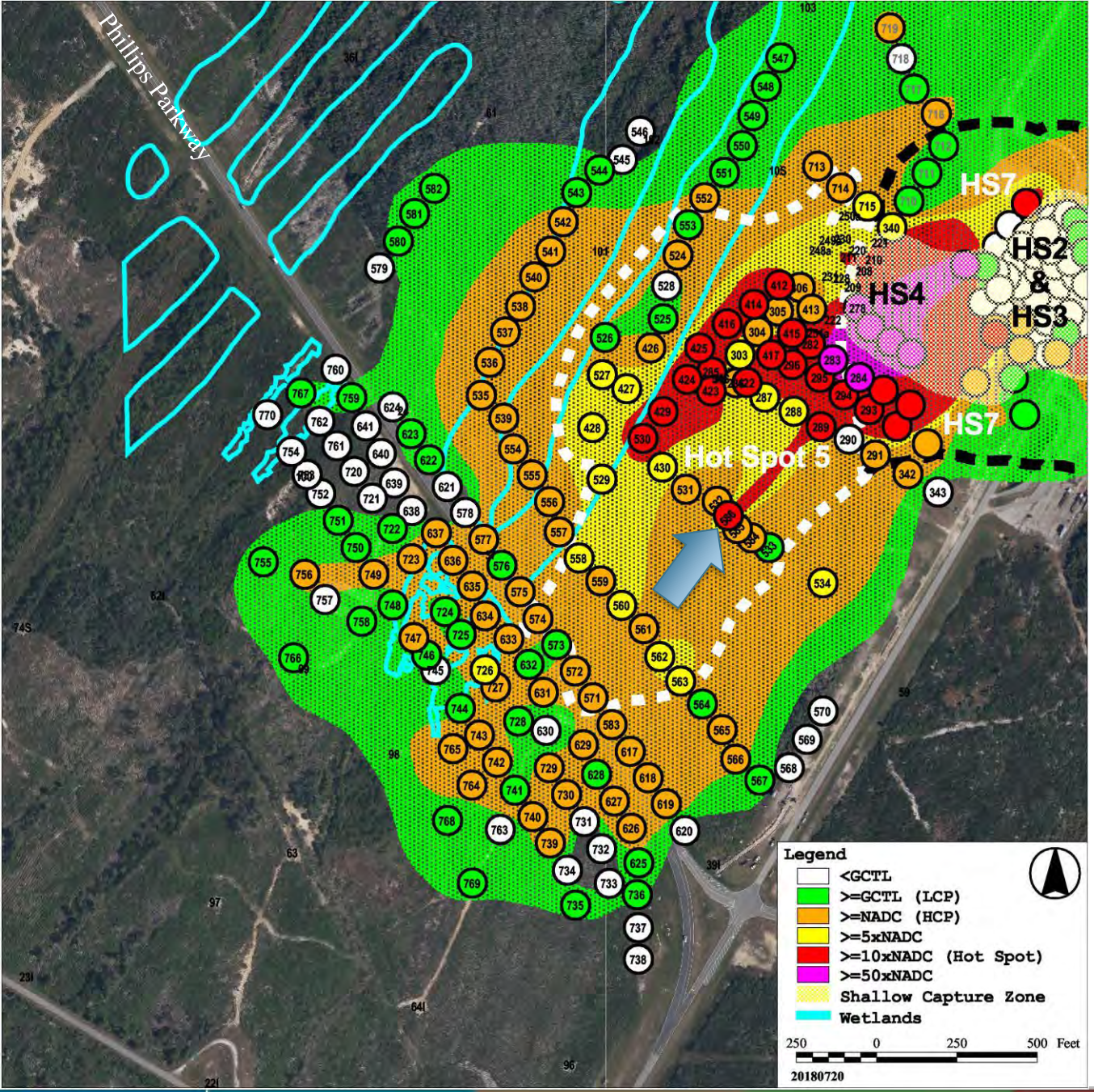

Twenty-two detections greater than Hot Spot criteria ranging from 9,200 to 64,000 µg/L

All horizontally bounded

Larger area of detections equal to or greater than GCTL and NADC south of Phillips Parkway

Geosyntec Comment #6:

Similar to Slide 16, consider extending the >5xNADC and >10xNADC contours to the northeast (288, 289 area) to the southwest toward DPT586.

Tt response:

Tt concurs, the >5xNADC and >10xNADC contours have been modified to incorporate DPT0288 and DPT0289 as shown.

cDCE, Interval: 15 to 20 feet bls

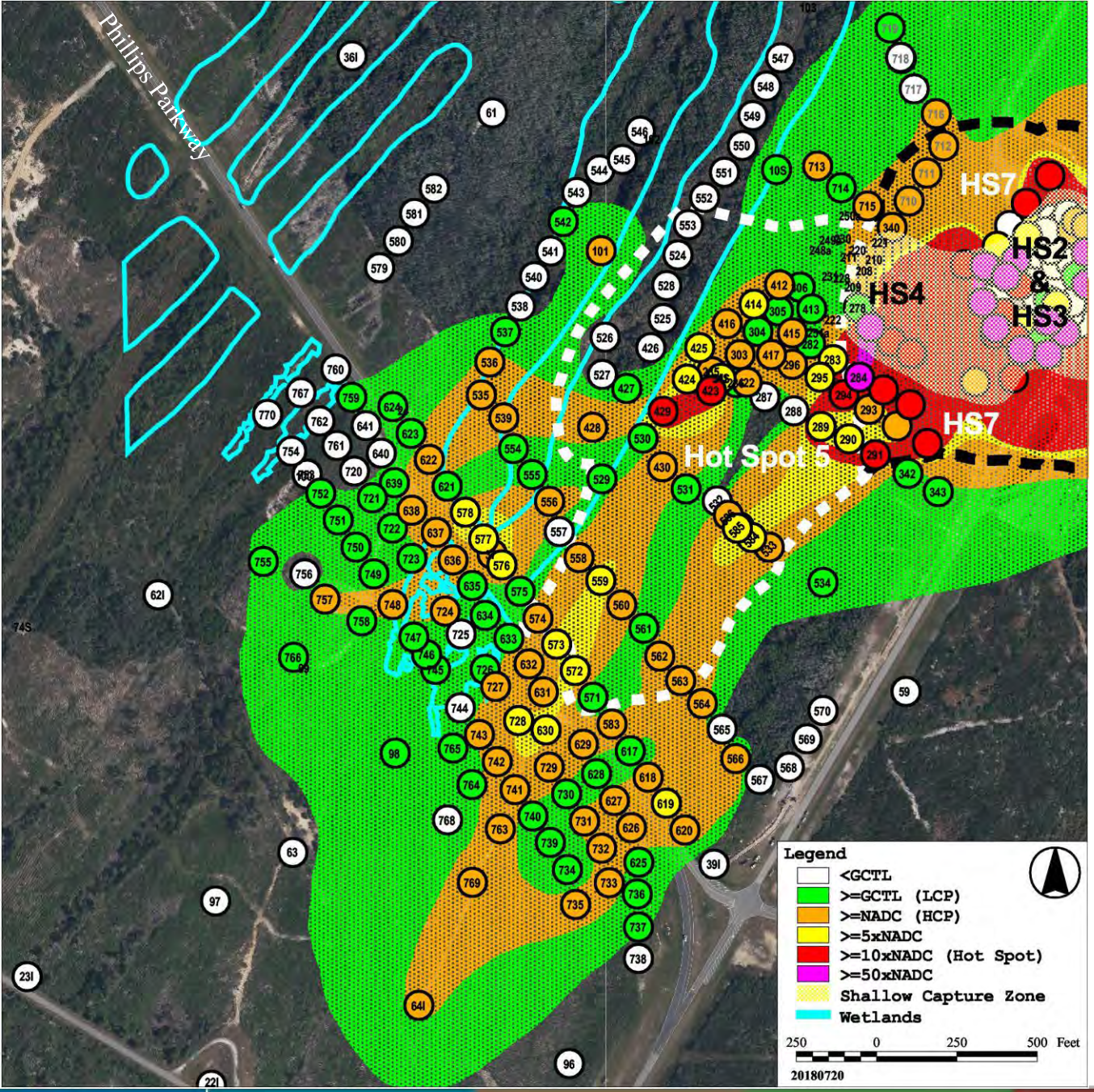

Five detections greater than Hot Spot criteria ranging from 8,000 to 35,000 µg/L

All horizontally bounded

Larger area of detections equal to or greater than GCTL and NADC south of Phillips Parkway

cDCE, Interval: 20 to 28 feet bls

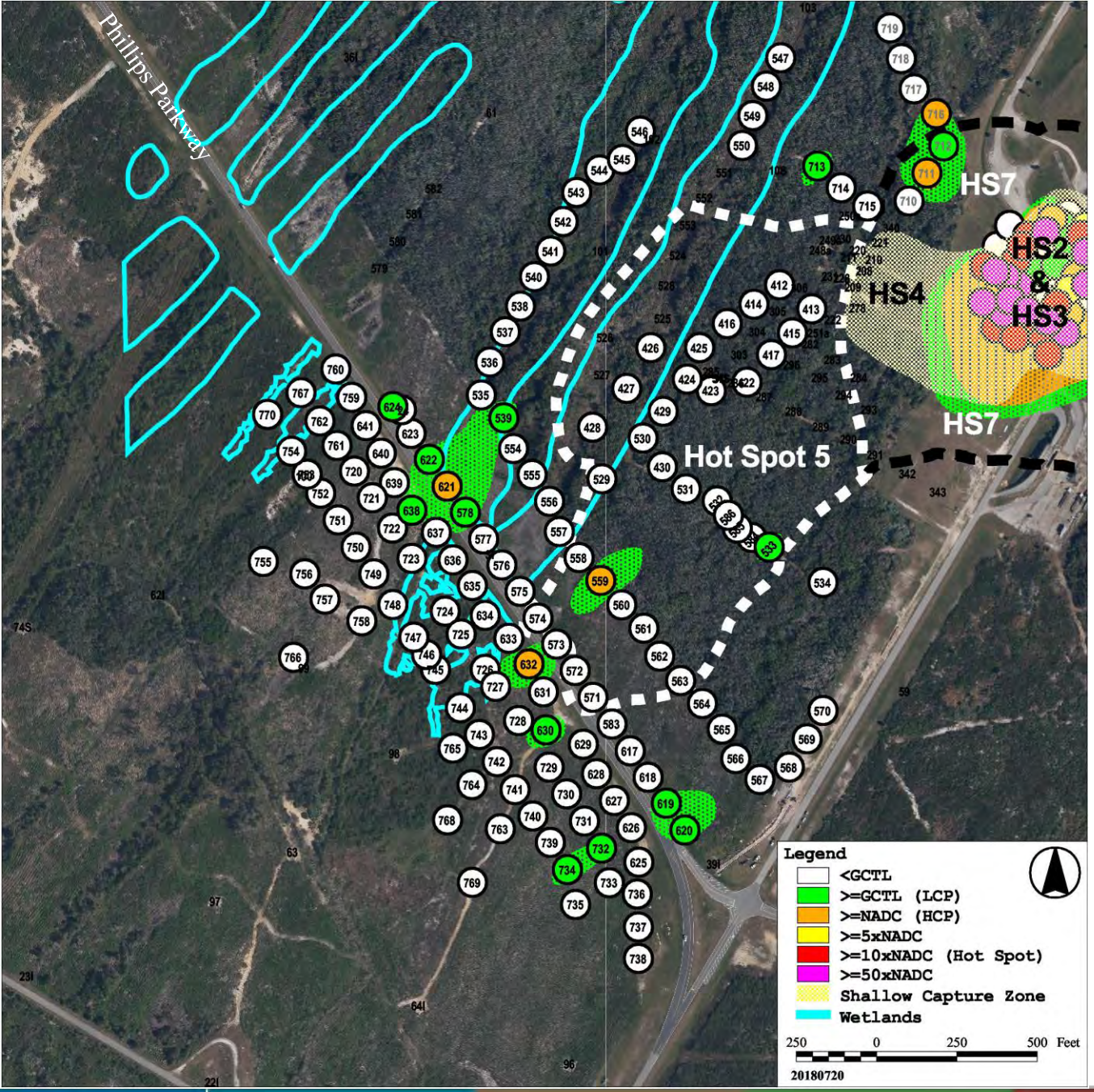

No detections greater than Hot Spot criteria

Five detections greater than NADC ranging from 930 to 3,300 µg/L

All horizontally bounded

South of Phillips Parkway:

- DPT0632 @ 2,100 µg/L
- DPT0630 @ 210 µg/L
- DPT0734 @ 140 µg/L
- DPT0638 @ 100 µg/L
- DPT0732 @ 87 µg/L

cDCE, Interval: 28 to 34 feet bls

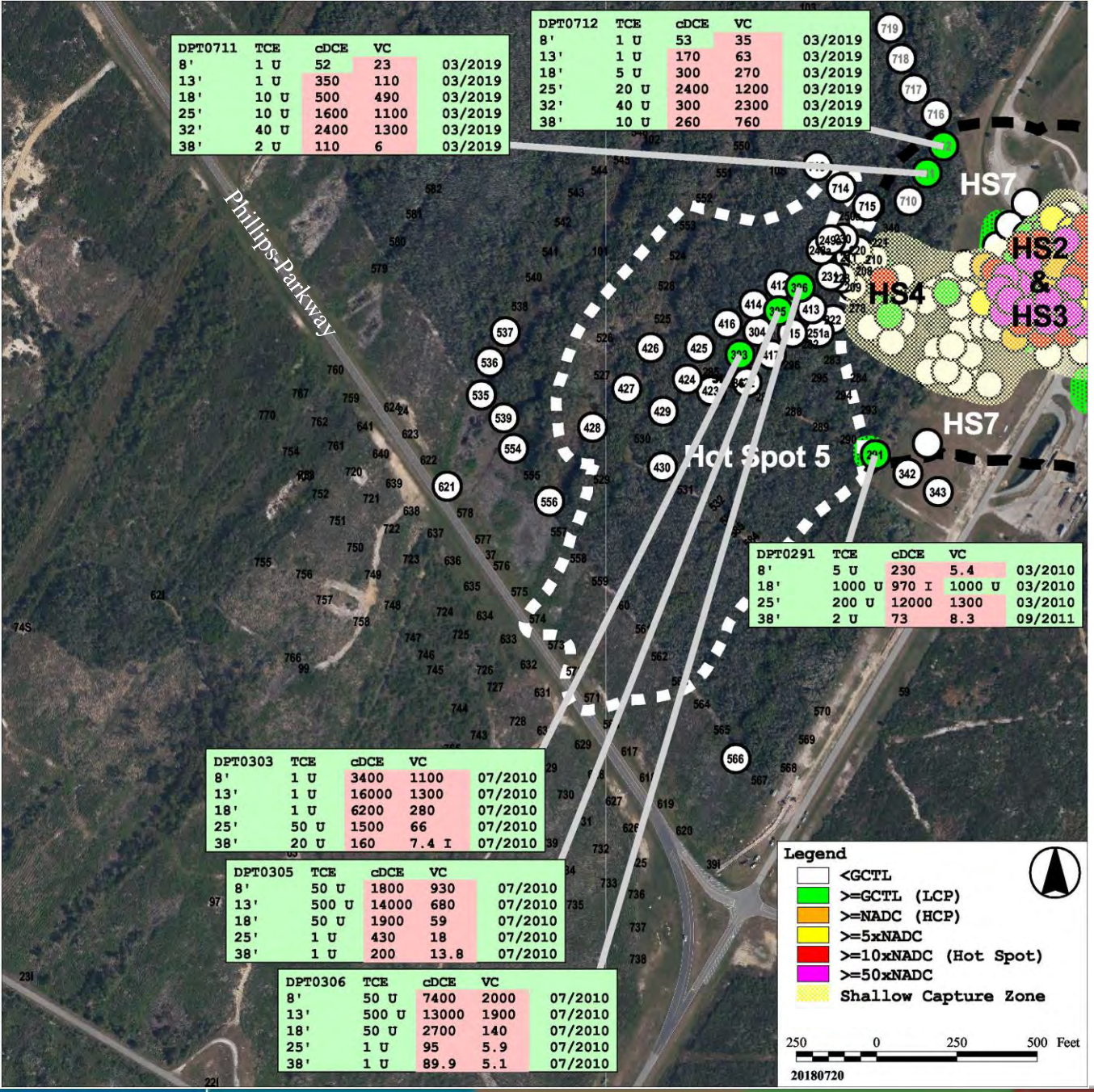

No detections greater than Hot Spot or NADC criteria

Six detections greater than GCTL ranging from 73 to 260 µg/L

All horizontally bounded

cDCE, Interval: 34 to 40 feet bls

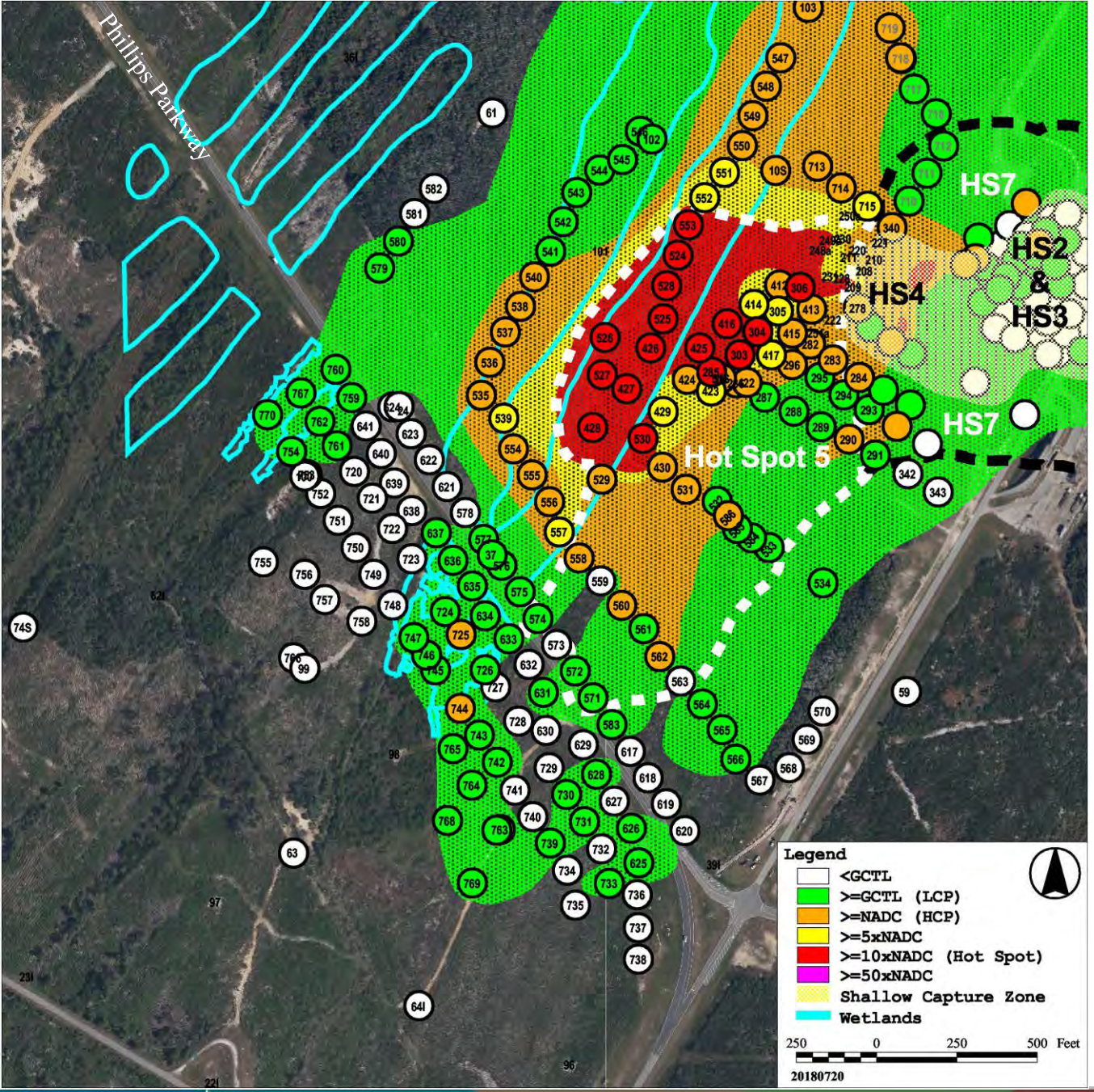

Sixteen detections greater than Hot Spot criteria ranging from 1,100 to 2,700 µg/L

All horizontally bounded

VC plume south of Phillips Parkway much larger than cDCE plume in this interval, two detections equal to or greater than NADC at 100 and 120 µg/L

VC, Interval: 0 to 10 feet bls

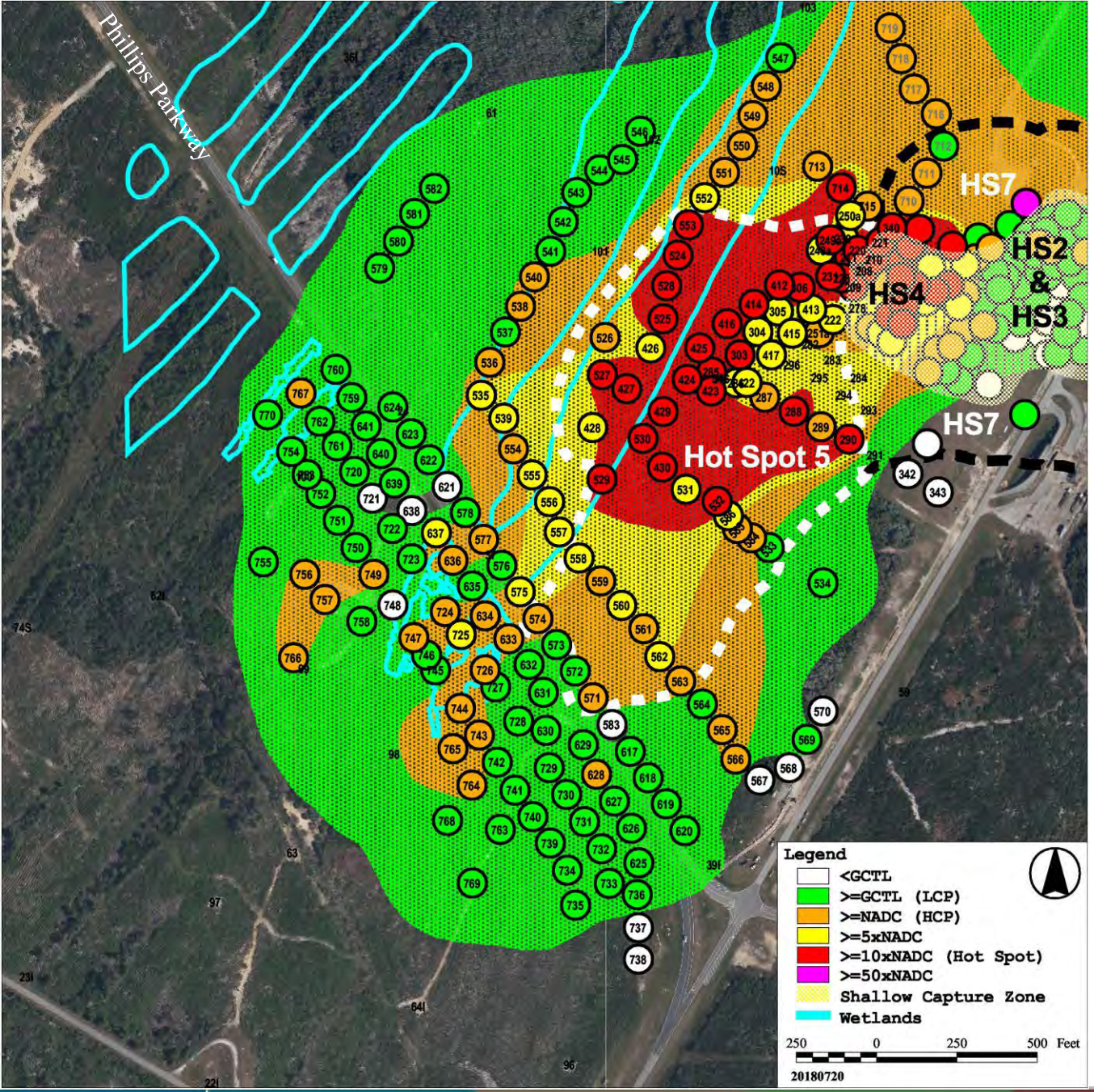

Thirty-three detections equal to or greater than Hot Spot criteria ranging from 1,000 to 2,800 µg/L

All horizontally bounded

VC plume south of Phillips Parkway much larger than cDCE plume in this interval, sixteen detections equal to or greater than NADC ranging from 100 to 890 µg/L

VC, Interval: 10 to 15 feet bls

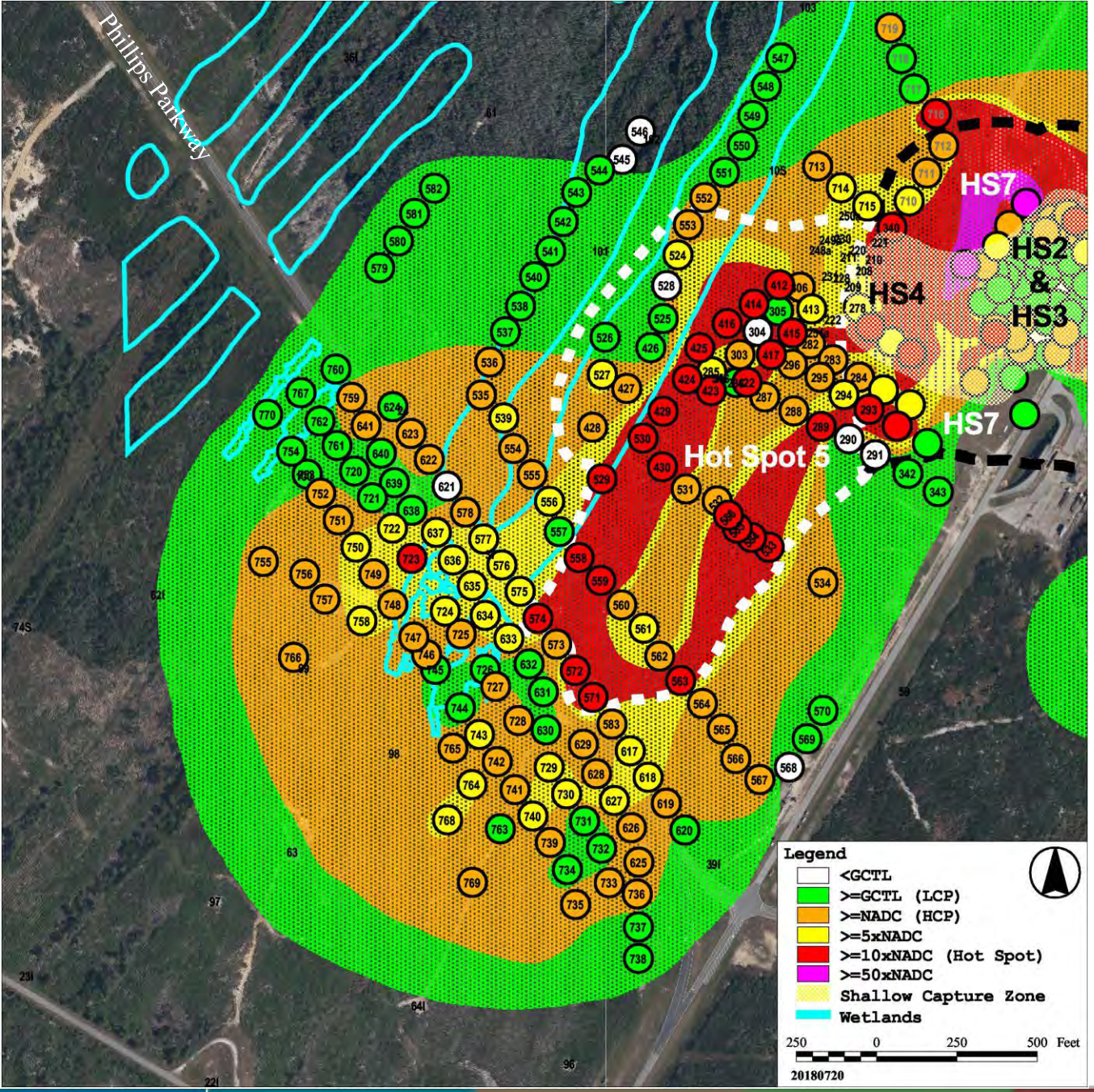

Twenty-eight detections equal to or greater than Hot Spot criteria ranging from 1,000 to 4,600 µg/L

All horizontally bounded

VC plume south of Phillips Parkway much larger than cDCE plume in this interval, one detection greater than Hot Spot at DPT0723 @ 1,300 µg/L and forty-three detections equal to or greater than NADC ranging from 100 to 970 µg/L

VC, Interval: 15 to 20 feet bls

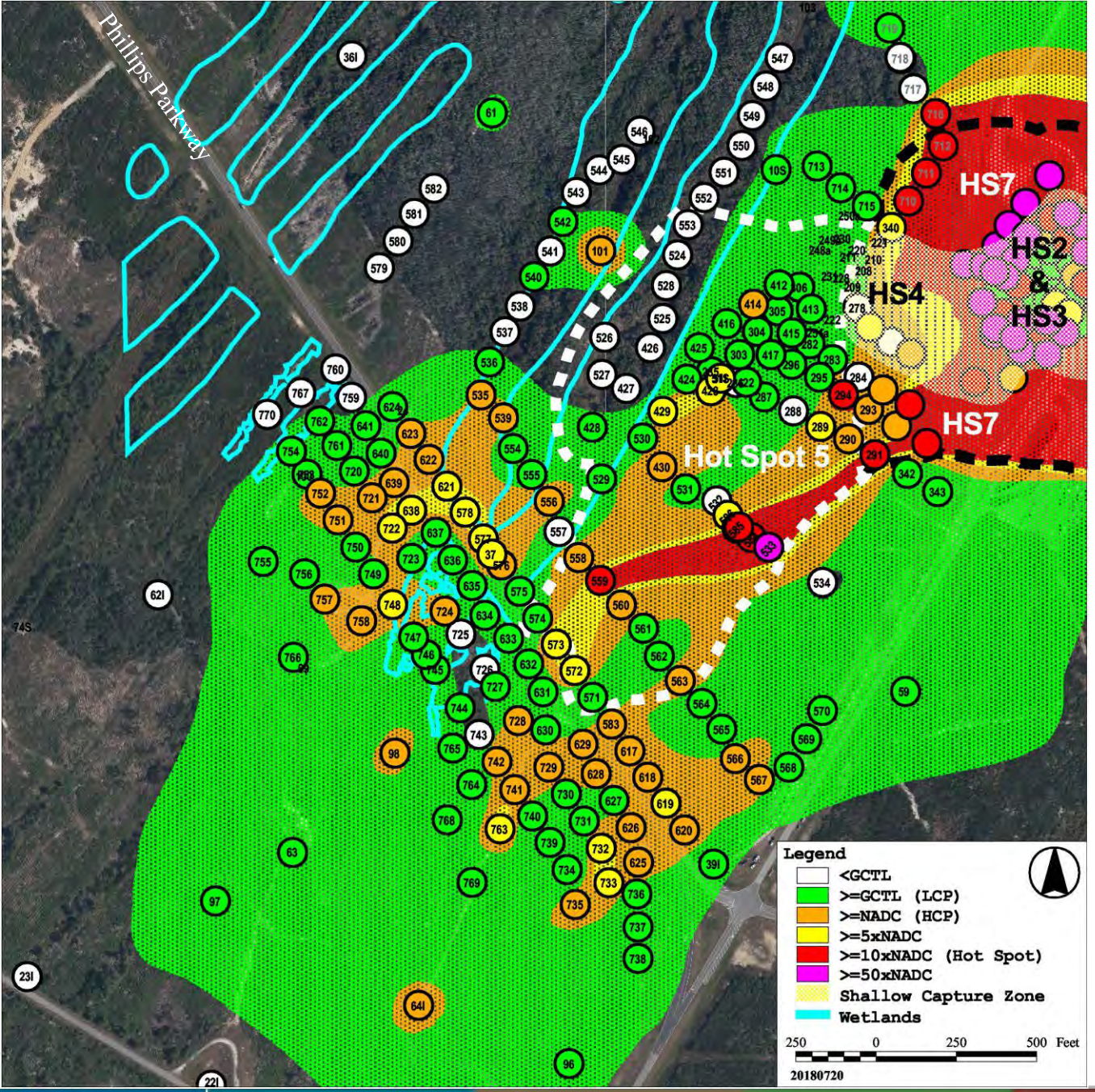

Eleven detections greater than Hot Spot criteria ranging from 1,100 to DPT0533 maximum detection of 9,200 µg/L

All horizontally bounded

VC plume south of Phillips Parkway larger than cDCE plume in this interval, twenty-four detections greater than NADC ranging from 110 to 860 µg/L

VC, Interval: 20 to 28 feet bls

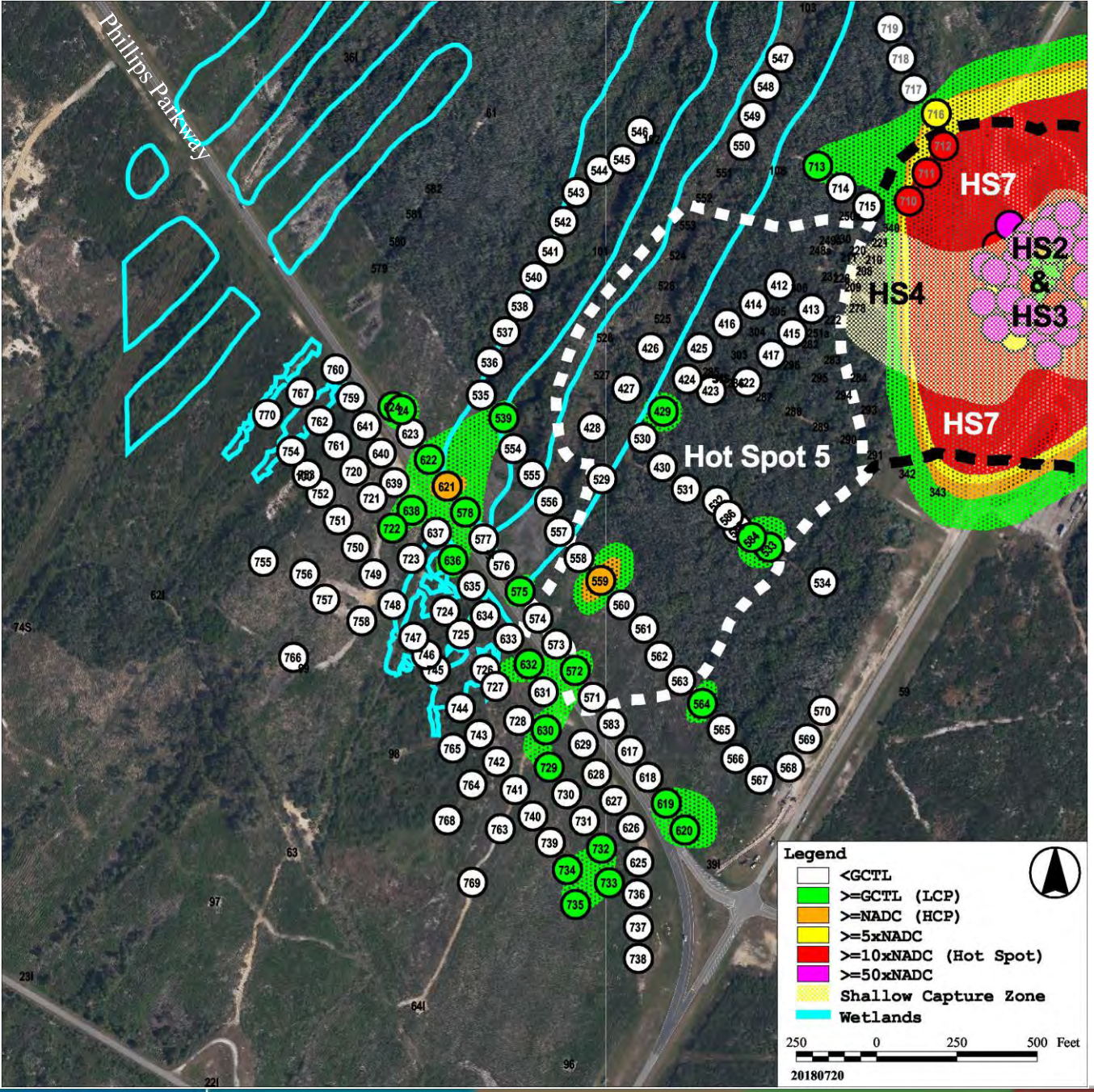

Three detections greater than Hot Spot criteria in DPTs 711, 712, and 710 at 1,300, 2,300, and 2,600 µg/L in Hot Spot 5/7 area

Three detections greater than NADC criteria in DPTs 559, 621, and 716 at 160, 130 and 590 µg/L, respectively

All horizontally bounded

South of Phillips Parkway:

- DPT0732 @ 26 µg/L
- DPT0632 @ 12 µg/L
- DPT0630 @ 4 µg/L
- DPT0733 @ 4 µg/L
- DPT0735 @ 4 µg/L
- DPT0638 @ 3 µg/L
- DPT0734 @ 2 µg/L
- DPT0729 @ 2 µg/L
- DPT0636 @ 1 µg/L
- DPT0722 @ 1 µg/L

VC, Interval: 28 to 34 feet bls

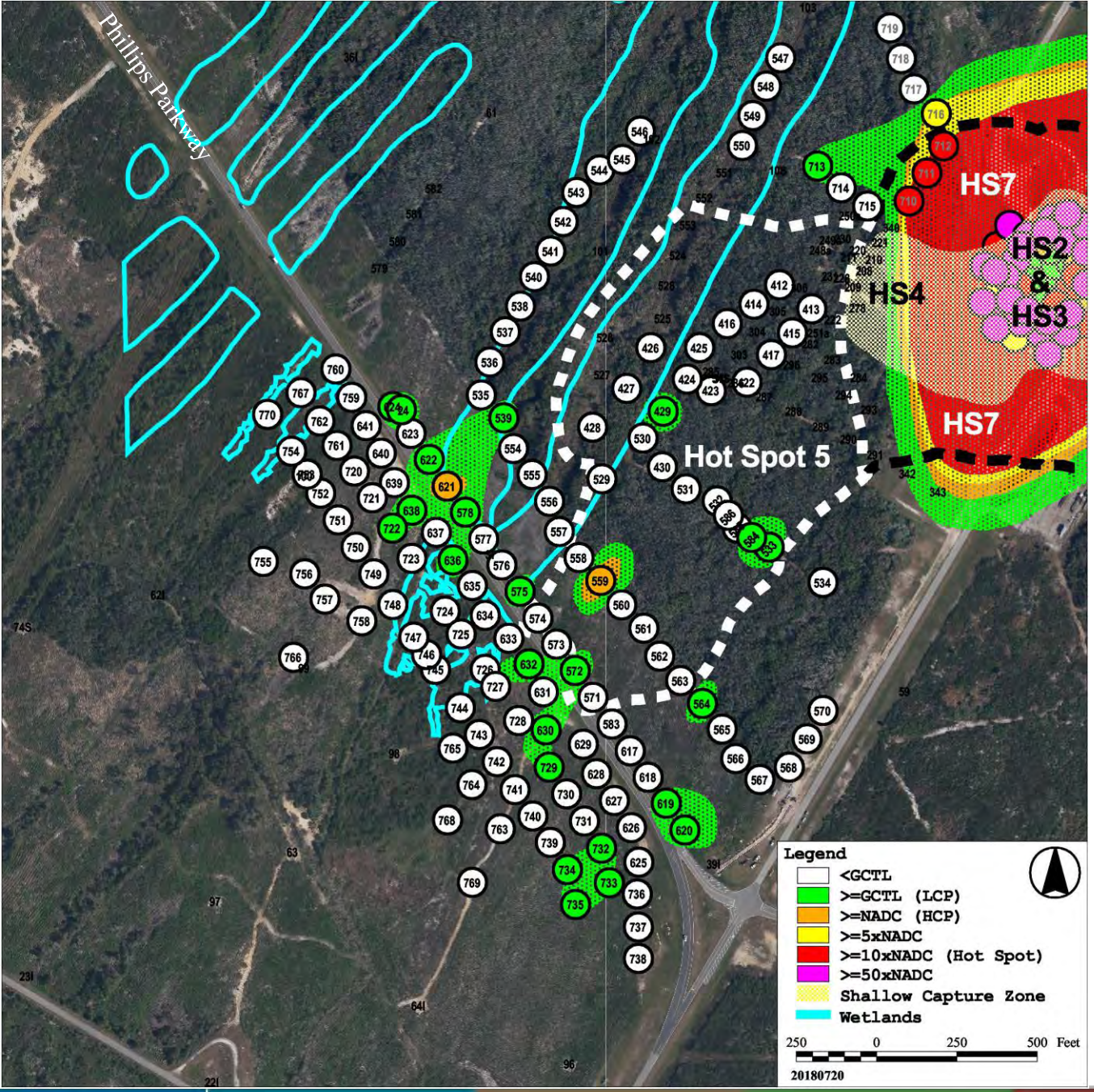

Geosyntec Comment #7:

DPT0636 and DPT0722 at 1 µg/L do not exceed the GCTL as indicated on the Figure.

Tt response:

Tt concurs, the color coding indicates if a sample is equal to or greater than GCTL.

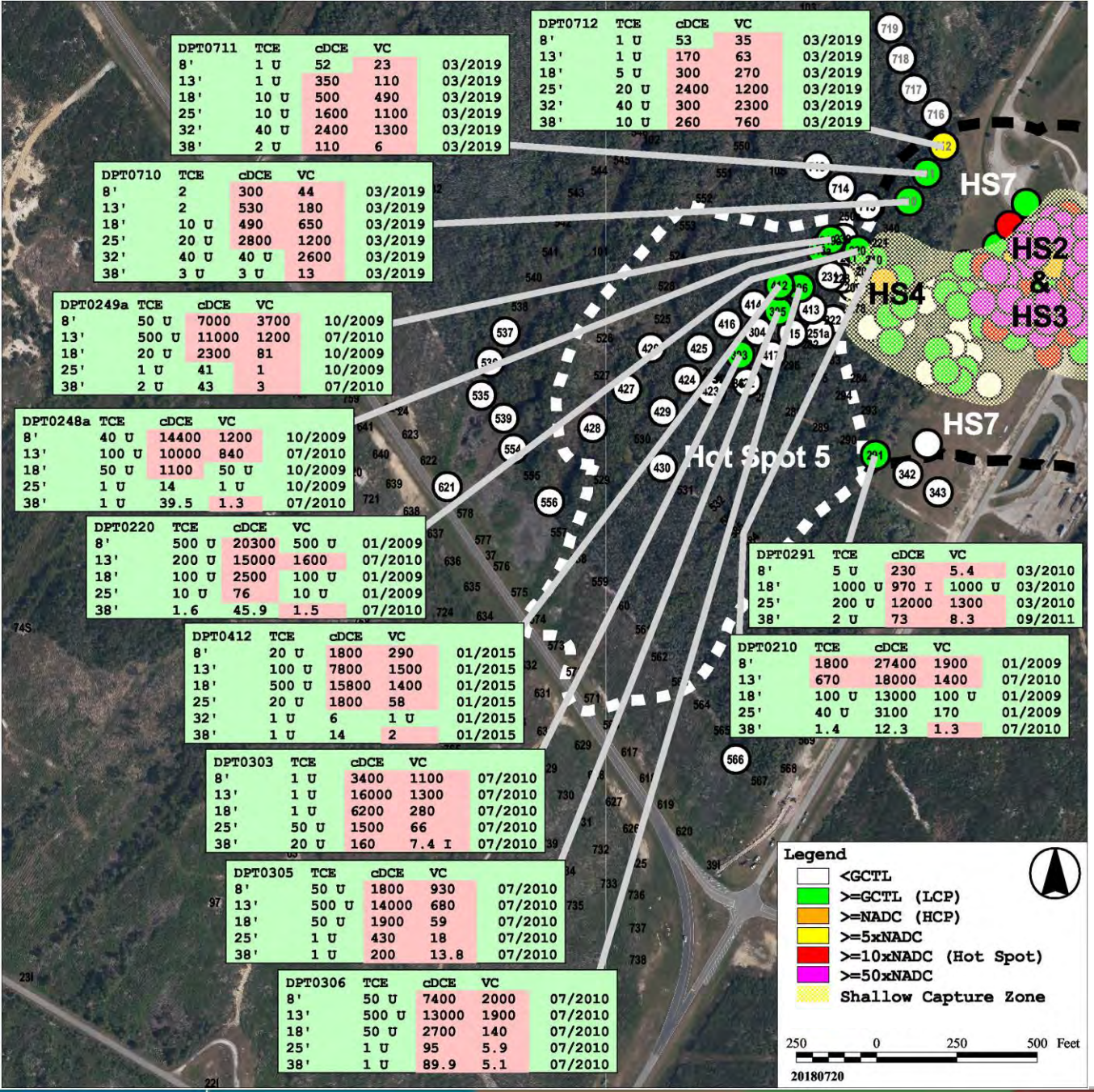

VC at DPT0712 exceeded NADC at 760 µg/L in Hot Spot 5/7 area

Eleven detections equal to or greater than GCTL ranging from 1.3 to 13.8 µg/L

All horizontally bounded

VC, Interval: 34 to 40 feet bls

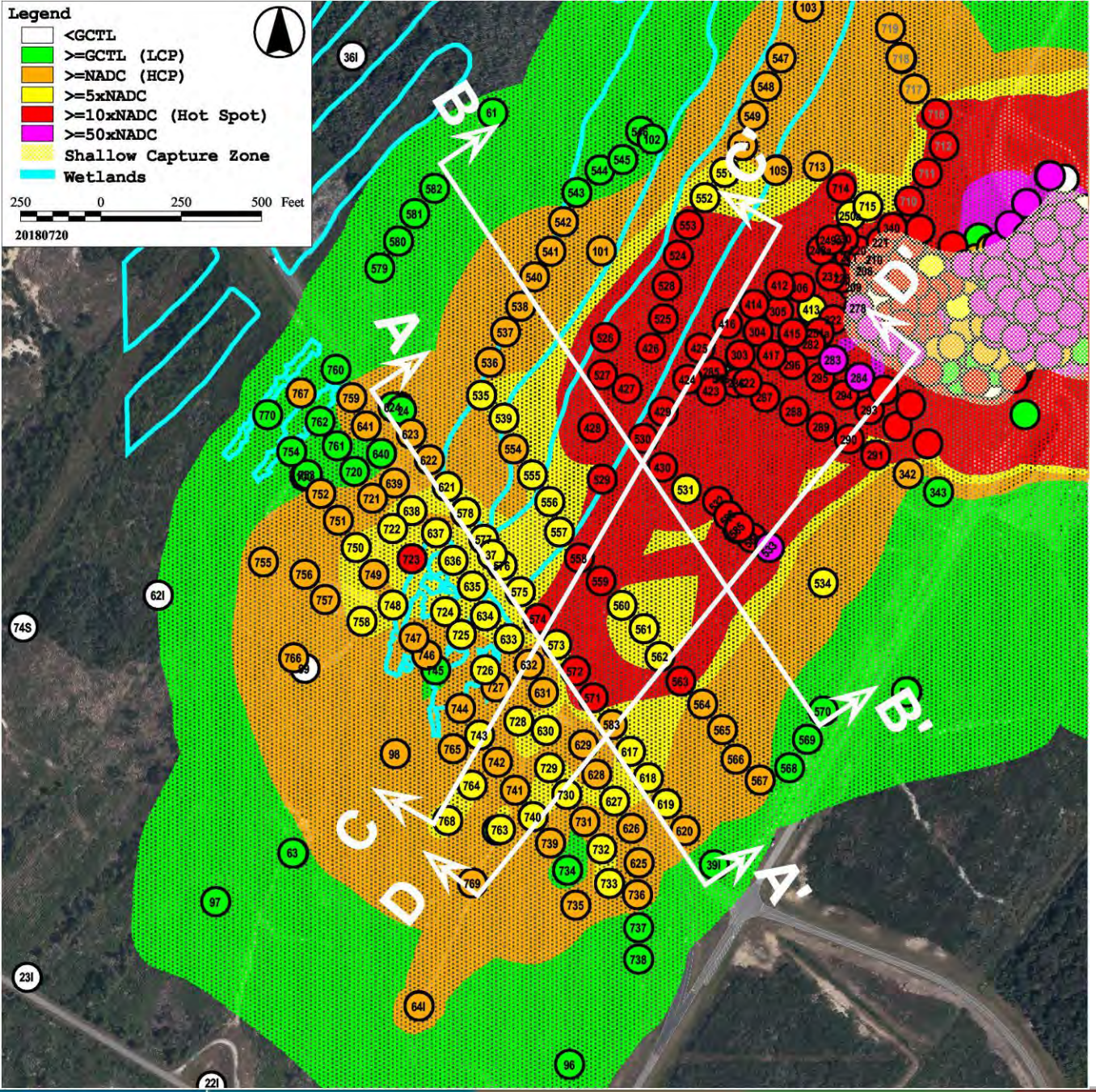

Hot Spot 5 Area of Investigation plume has very little TCE and is comprised of cDCE and VC exceeding NADCs to a depth of 34 feet bls with the exception of DPT0712 760 µg/L in Hot Spot 5/7 area

Cross Sections generated for cDCE and VC to demonstrate vertical extents of Hot Spot and HCP with the exception of DPTs 281, 290, 293, and 297 shown on D-D'. Note these samples are adjacent to the Shallow Capture Zone

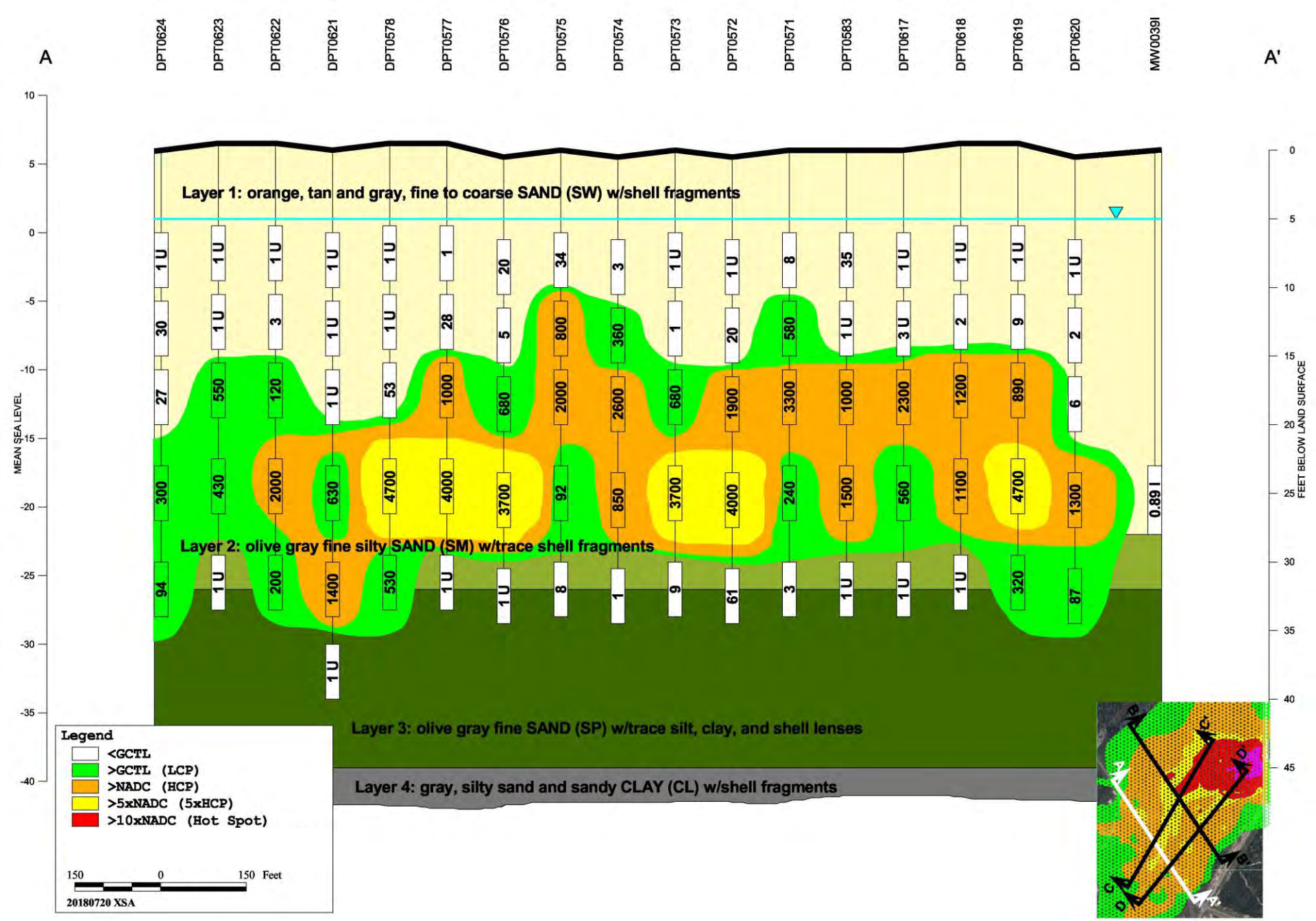
A
A'
DPT0624
DPT0623
DPT0622
DPT0621
DPT0578
DPT0577
DPT0576
DPT0575
DPT0574
DPT0573
DPT0572
DPT0571
DPT0583
DPT0617
DPT0618
DPT0619
DPT0620
MW0039I
MEAN SEA LEVEL
FEET BELOW LAND SURFACE
Layer 1: orange, tan and gray, fine to coarse SAND (SW) w/shell fragments
Layer 2: olive gray fine silty SAND (SM) w/trace shell fragments
Layer 3: olive gray fine SAND (SP) w/trace silt, clay, and shell lenses
Layer 4: gray, silty sand and sandy CLAY (CL) w/shell fragments
Legend
<GCTL
>GCTL (LCP)
>NADC (HCP)
>5xNADC (5xHCP)
>10xNADC (Hot Spot)
150 0 150 Feet
20180720 XSA

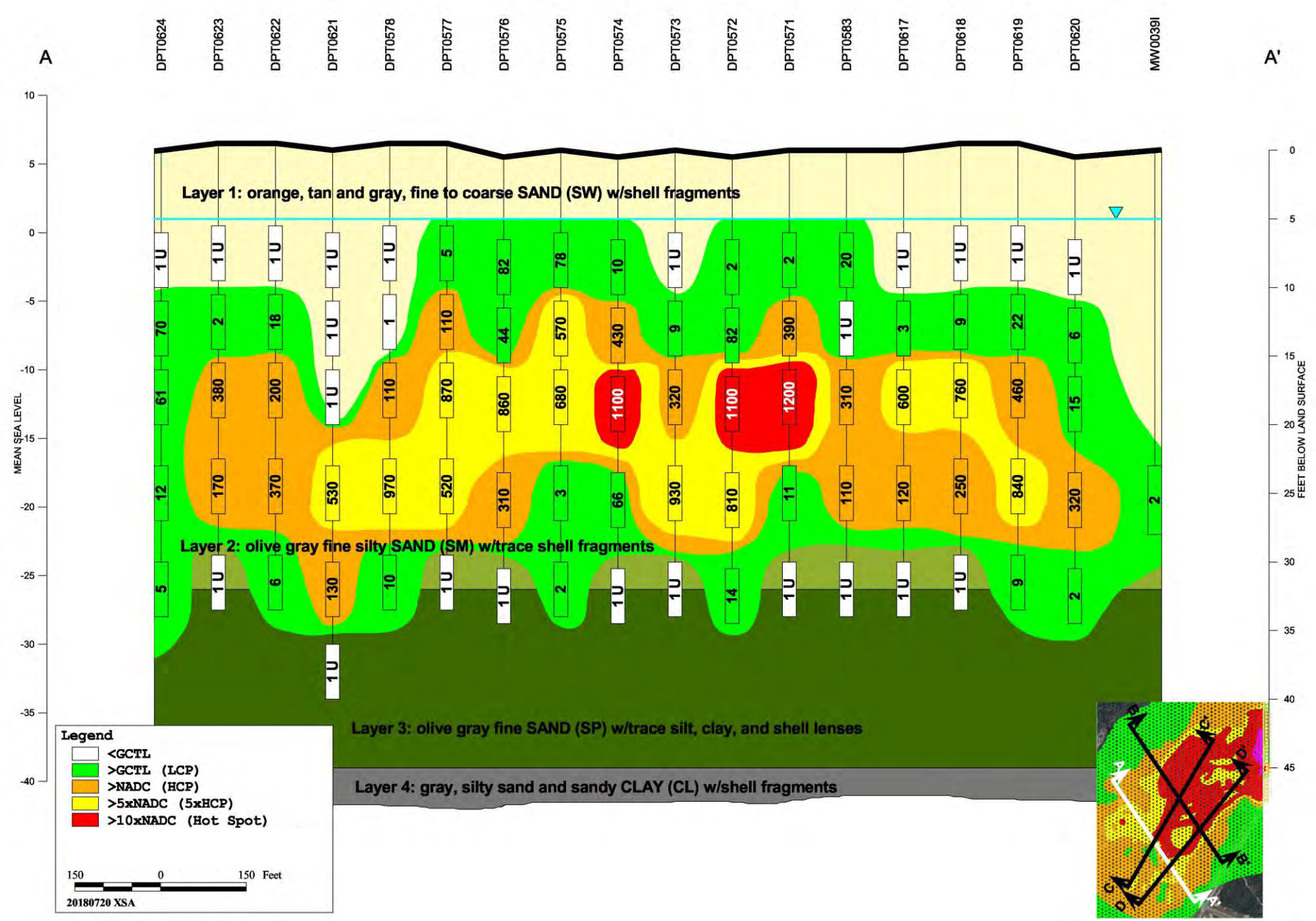
A
A'
DPT0624
DPT0623
DPT0622
DPT0621
DPT0578
DPT0577
DPT0576
DPT0575
DPT0574
DPT0573
DPT0572
DPT0571
DPT0583
DPT0617
DPT0618
DPT0619
DPT0620
MW0039I
MEAN SEA LEVEL
FEET BELOW LAND SURFACE
Layer 1: orange, tan and gray, fine to coarse SAND (SW) w/shell fragments
Layer 2: olive gray fine silty SAND (SM) w/trace shell fragments
Layer 3: olive gray fine SAND (SP) w/trace silt, clay, and shell lenses
Layer 4: gray, silty sand and sandy CLAY (CL) w/shell fragments
Legend
<GCTL
>GCTL (LCP)
>NADC (HCP)
>5xNADC (5xHCP)
>10xNADC (Hot Spot)
150 0 150 Feet
20180720 XSA

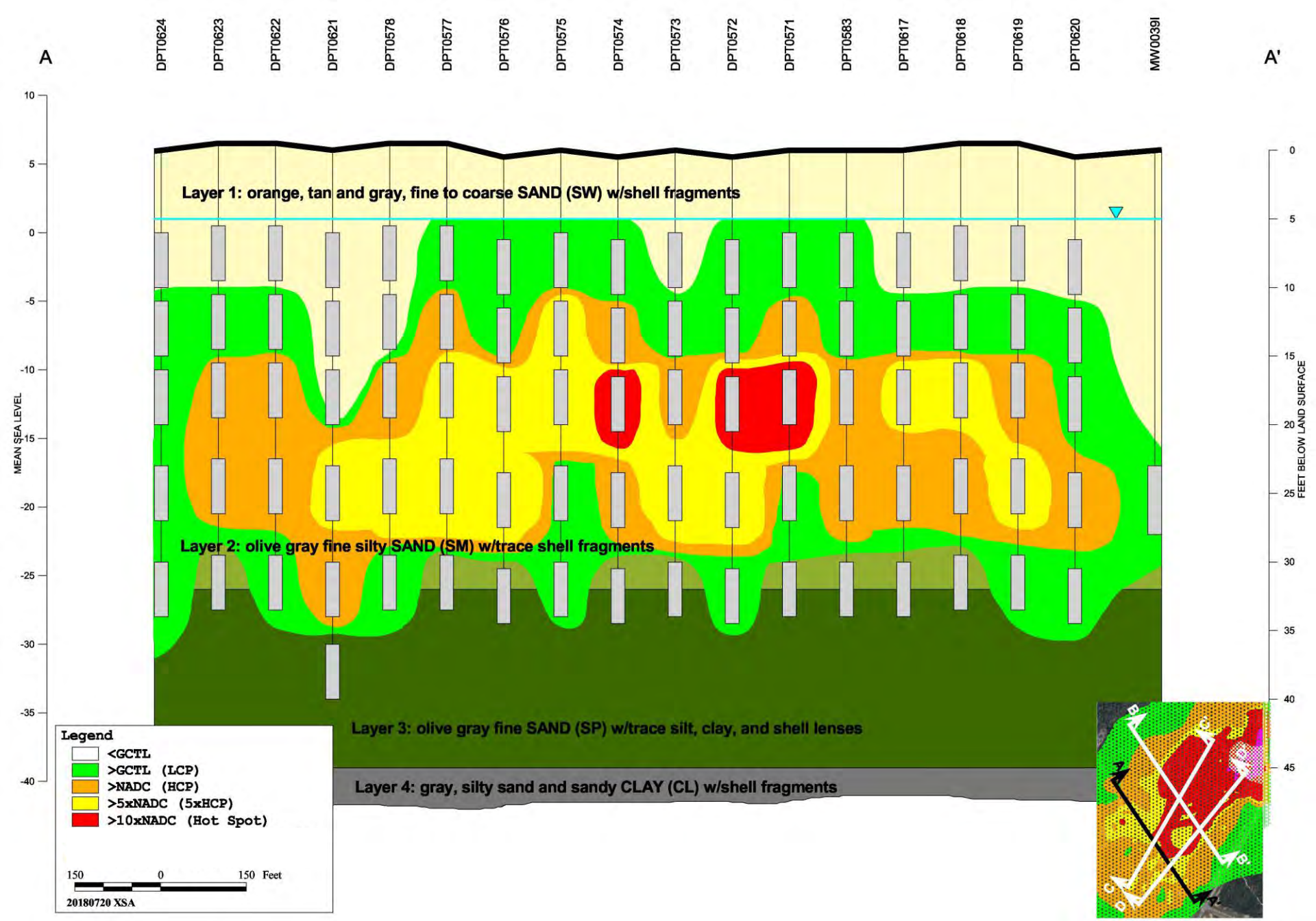
A
A'
DPT0624
DPT0623
DPT0622
DPT0621
DPT0578
DPT0577
DPT0576
DPT0575
DPT0574
DPT0573
DPT0572
DPT0571
DPT0583
DPT0617
DPT0618
DPT0619
DPT0620
MW0039I
MEAN SEA LEVEL
FEET BELOW LAND SURFACE
Layer 1: orange, tan and gray, fine to coarse SAND (SW) w/shell fragments
Layer 2: olive gray fine silty SAND (SM) w/trace shell fragments
Layer 3: olive gray fine SAND (SP) w/trace silt, clay, and shell lenses
Layer 4: gray, silty sand and sandy CLAY (CL) w/shell fragments
Legend
<GCTL
>GCTL (LCP)
>NADC (HCP)
>5xNADC (5xHCP)
>10xNADC (Hot Spot)
150 0 150 Feet
20180720 XSA

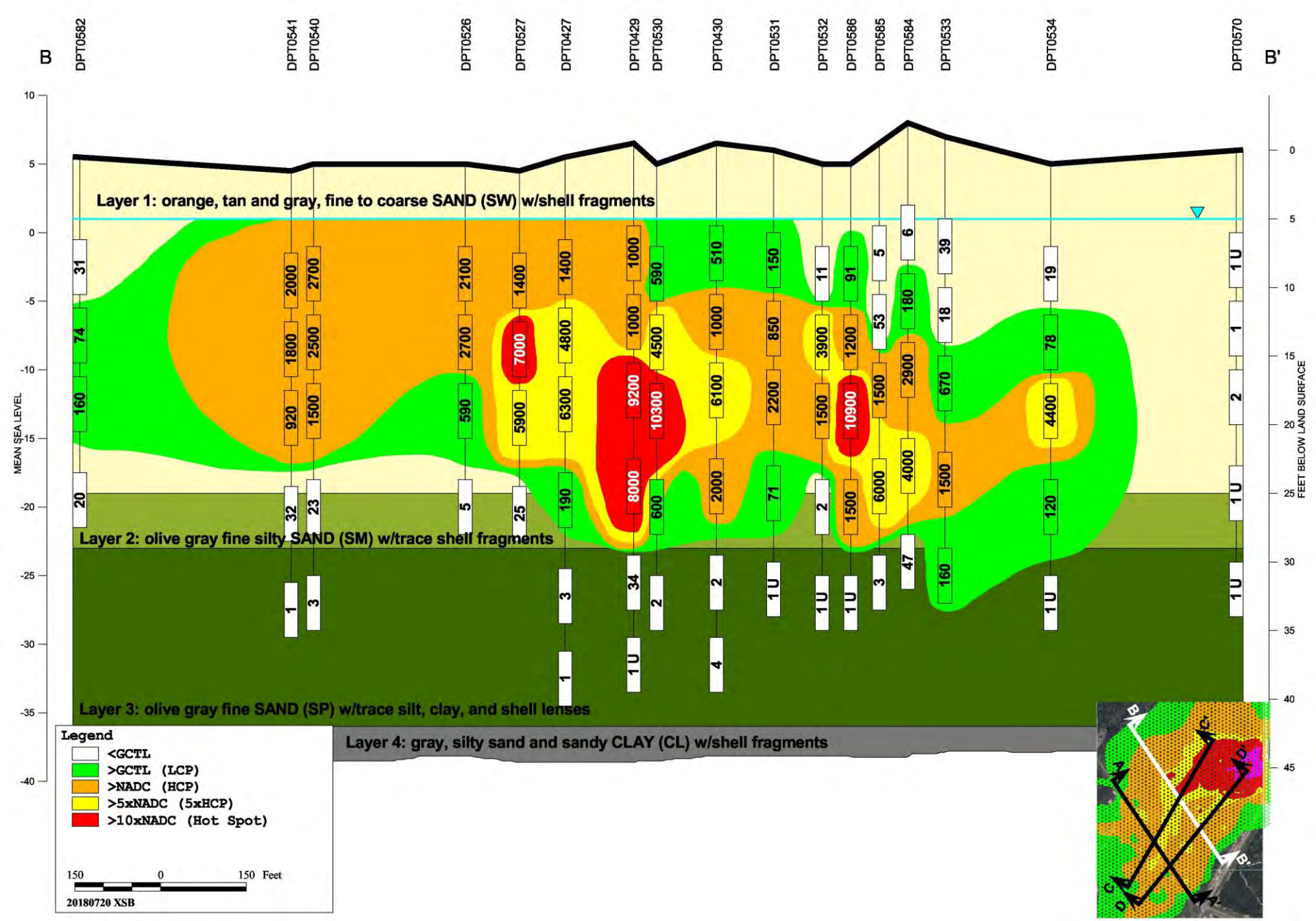
B
B'
DPT0582
DPT0541
DPT0540
DPT0526
DPT0527
DPT0427
DPT0429
DPT0530
DPT0430
DPT0531
DPT0532
DPT0586
DPT0585
DPT0584
DPT0533
DPT0534
DPT0570
MEAN SEA LEVEL
FEET BELOW LAND SURFACE
Layer 1: orange, tan and gray, fine to coarse SAND (SW) w/shell fragments
Layer 2: olive gray fine silty SAND (SM) w/trace shell fragments
Layer 3: olive gray fine SAND (SP) w/trace silt, clay, and shell lenses
Layer 4: gray, silty sand and sandy CLAY (CL) w/shell fragments
Legend
<GCTL
>GCTL (LCP)
>NADC (HCP)
>5xNADC (5xHCP)
>10xNADC (Hot Spot)
150 0 150 Feet
20180720 XSB

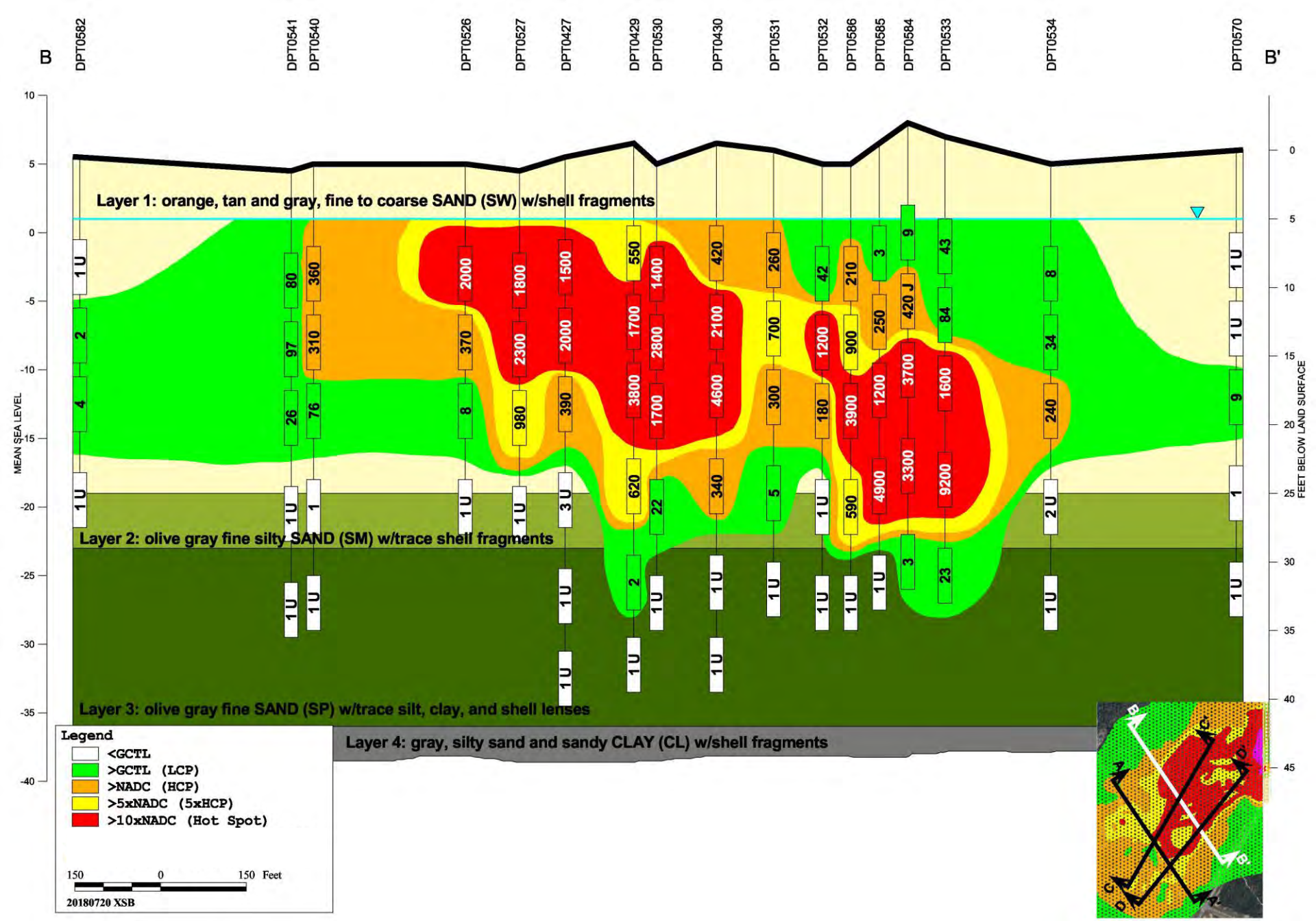
B
B'
DPT0582
DPT0541
DPT0540
DPT0526
DPT0527
DPT0427
DPT0429
DPT0530
DPT0430
DPT0531
DPT0532
DPT0586
DPT0585
DPT0584
DPT0533
DPT0534
DPT0570
MEAN SEA LEVEL
FEET BELOW LAND SURFACE
Layer 1: orange, tan and gray, fine to coarse SAND (SW) w/shell fragments
Layer 2: olive gray fine silty SAND (SM) w/trace shell fragments
Layer 3: olive gray fine SAND (SP) w/trace silt, clay, and shell lenses
Layer 4: gray, silty sand and sandy CLAY (CL) w/shell fragments
Legend
<GCTL
>GCTL (LCP)
>NADC (HCP)
>5xNADC (5xHCP)
>10xNADC (Hot Spot)
150 0 150 Feet
20180720 XSB

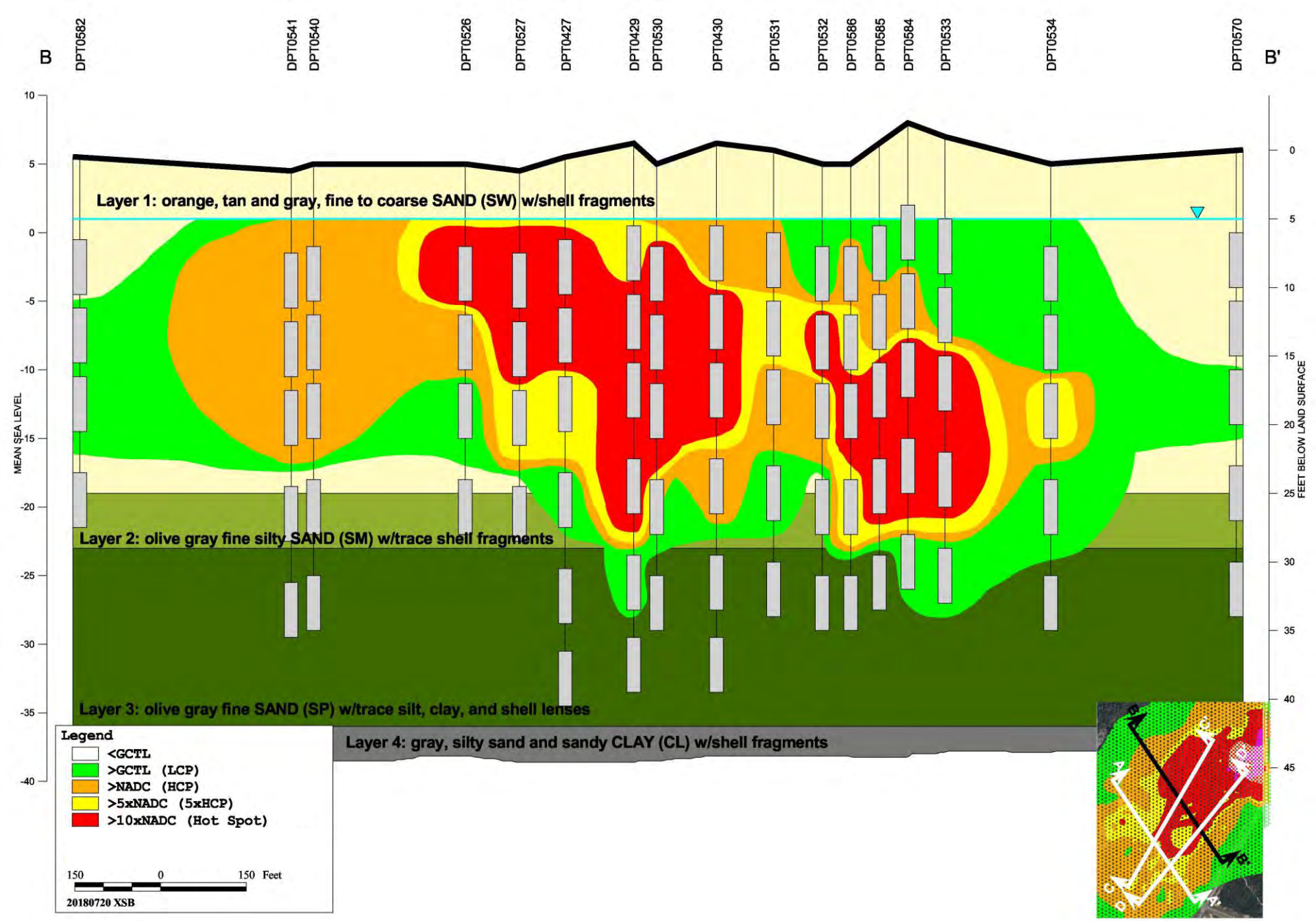
B
B'
DPT0582
DPT0541
DPT0540
DPT0526
DPT0527
DPT0427
DPT0429
DPT0530
DPT0430
DPT0531
DPT0532
DPT0586
DPT0585
DPT0584
DPT0533
DPT0534
DPT0570
MEAN SEA LEVEL
FEET BELOW LAND SURFACE
Layer 1: orange, tan and gray, fine to coarse SAND (SW) w/shell fragments
Layer 2: olive gray fine silty SAND (SM) w/trace shell fragments
Layer 3: olive gray fine SAND (SP) w/trace silt, clay, and shell lenses
Layer 4: gray, silty sand and sandy CLAY (CL) w/shell fragments
Legend
<GCTL
>GCTL (LCP)
>NADC (HCP)
>5xNADC (5xHCP)
>10xNADC (Hot Spot)
150 0 150 Feet
20180720 XSB

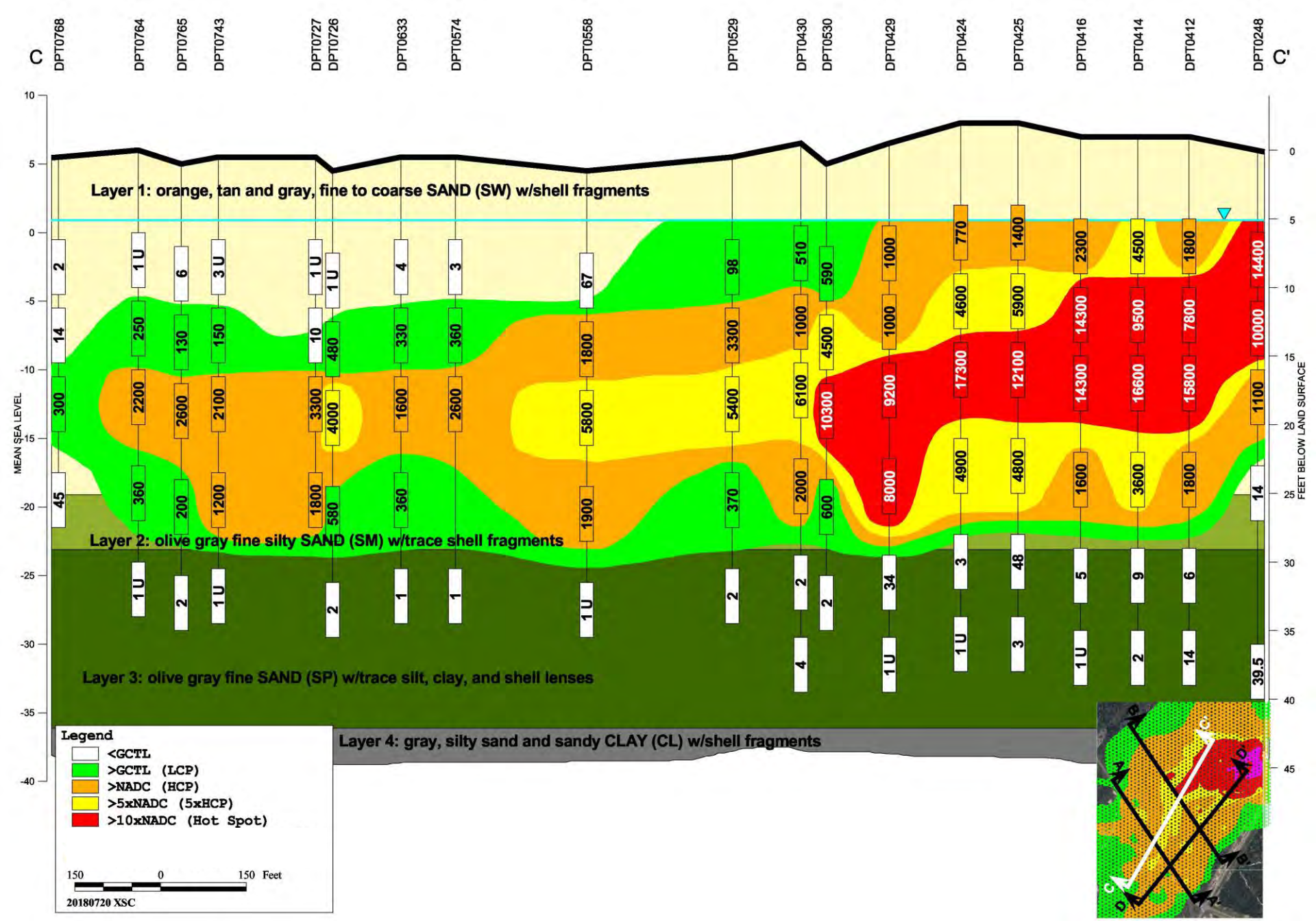
C
C'
DPT0768
DPT0764
DPT0765
DPT0743
DPT0727
DPT0726
DPT0633
DPT0574
DPT0558
DPT0529
DPT0430
DPT0530
DPT0429
DPT0424
DPT0425
DPT0416
DPT0414
DPT0412
DPT0248
MEAN SEA LEVEL
FEET BELOW LAND SURFACE
Layer 1: orange, tan and gray, fine to coarse SAND (SW) w/shell fragments
Layer 2: olive gray fine silty SAND (SM) w/trace shell fragments
Layer 3: olive gray fine SAND (SP) w/trace silt, clay, and shell lenses
Layer 4: gray, silty sand and sandy CLAY (CL) w/shell fragments
Legend
<GCTL
>GCTL (LCP)
>NADC (HCP)
>5xNADC (5xHCP)
>10xNADC (Hot Spot)
150 0 150 Feet
20180720 XSC

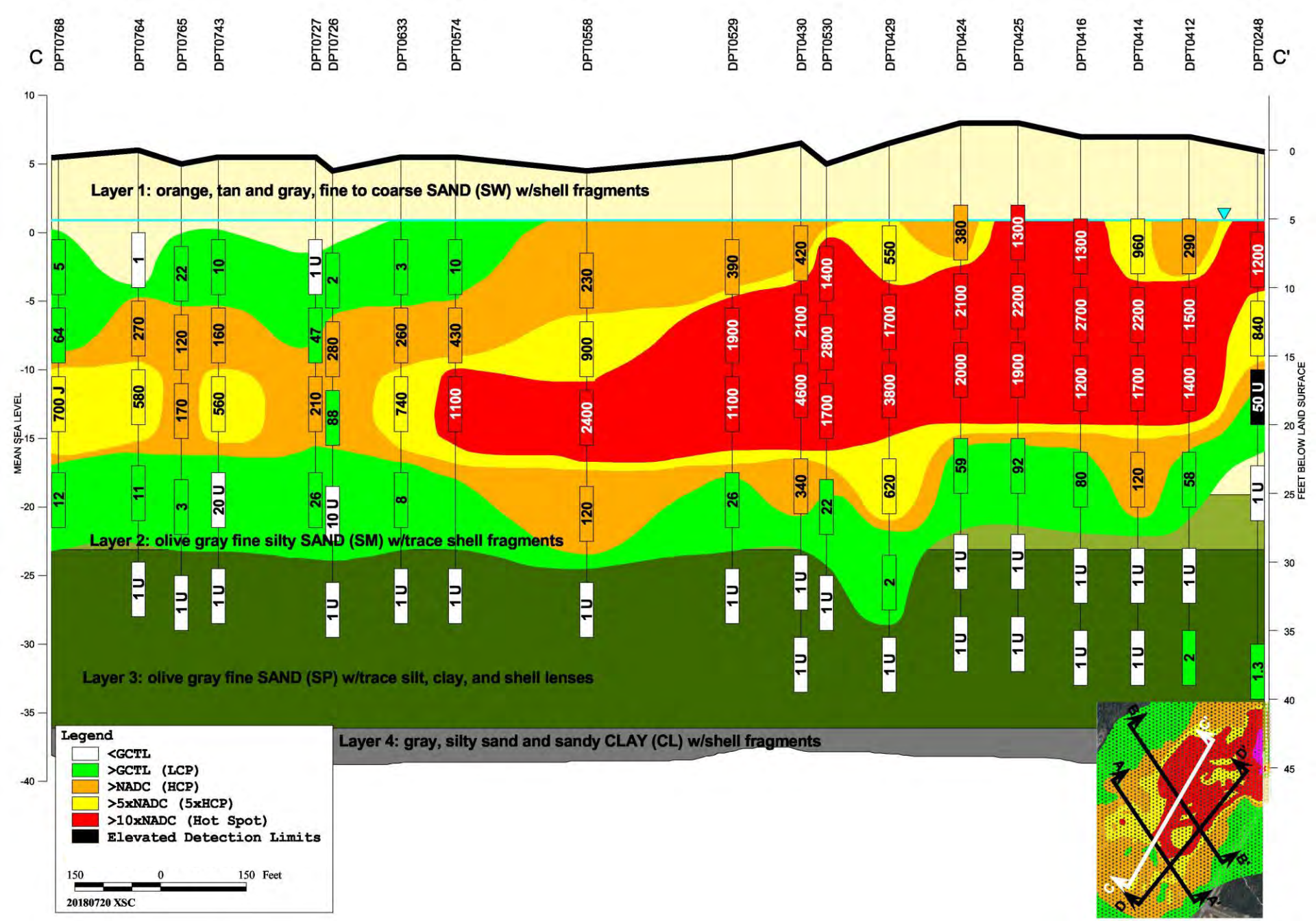
C
DPT0768
DPT0764
DPT0765
DPT0743
DPT0727
DPT0726
DPT0633
DPT0574
DPT0558
DPT0529
DPT0430
DPT0530
DPT0429
DPT0424
DPT0425
DPT0416
DPT0414
DPT0412
DPT0248
C'
MEAN SEA LEVEL
FEET BELOW LAND SURFACE
Layer 1: orange, tan and gray, fine to coarse SAND (SW) w/shell fragments
Layer 2: olive gray fine silty SAND (SM) w/trace shell fragments
Layer 3: olive gray fine SAND (SP) w/trace silt, clay, and shell lenses
Layer 4: gray, silty sand and sandy CLAY (CL) w/shell fragments
Legend
<GCTL
>GCTL (LCP)
>NADC (HCP)
>5xNADC (5xHCP)
>10xNADC (Hot Spot)
Elevated Detection Limits
150 0 150 Feet
20180720 XSC

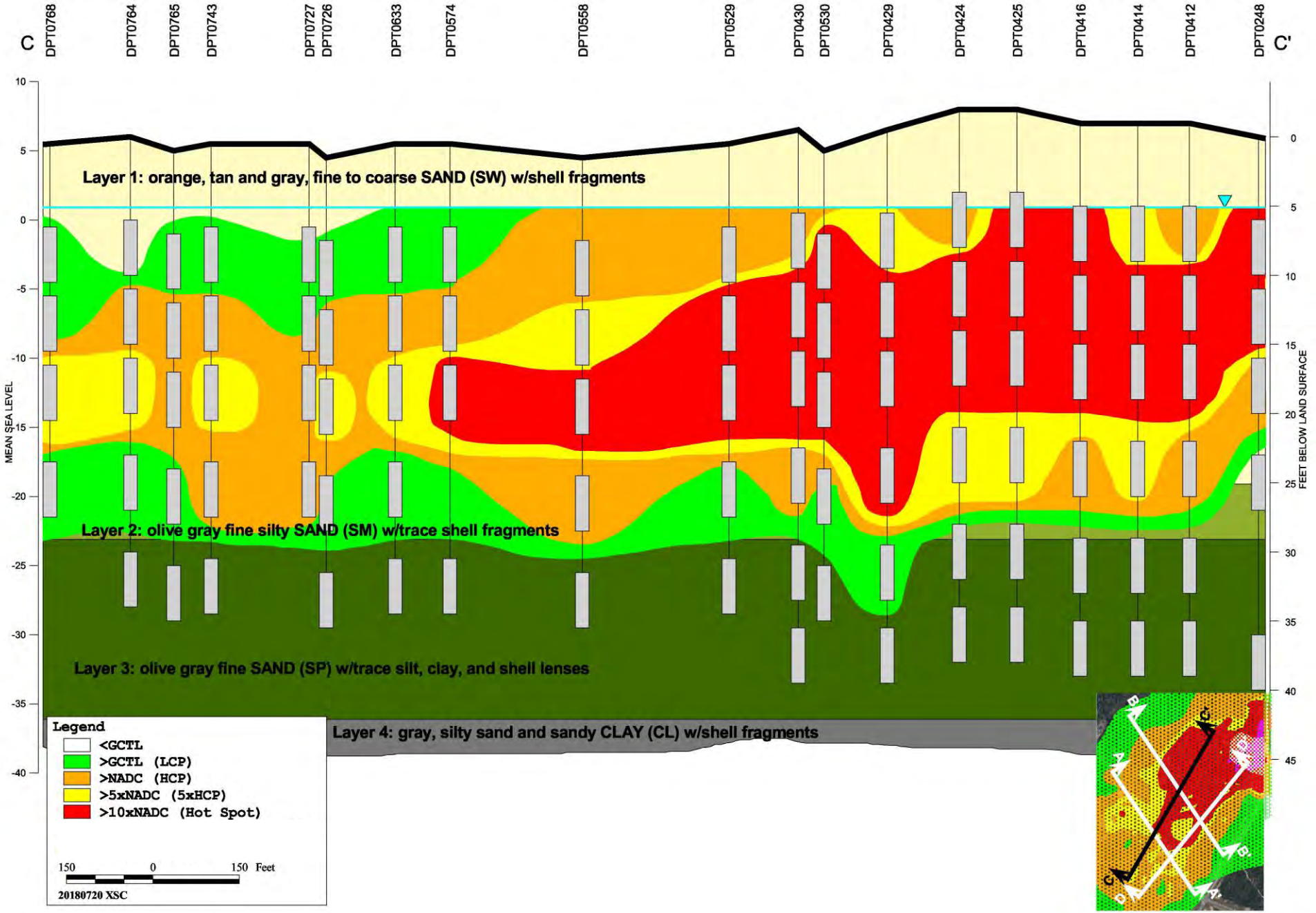
C
DPT0768
DPT0764
DPT0765
DPT0743
DPT0727
DPT0726
DPT0633
DPT0574
DPT0558
DPT0529
DPT0430
DPT0530
DPT0429
DPT0424
DPT0425
DPT0416
DPT0414
DPT0412
DPT0248
C'
MEAN SEA LEVEL
FEET BELOW LAND SURFACE
Layer 1: orange, tan and gray, fine to coarse SAND (SW) w/shell fragments
Layer 2: olive gray fine silty SAND (SM) w/trace shell fragments
Layer 3: olive gray fine SAND (SP) w/trace silt, clay, and shell lenses
Layer 4: gray, silty sand and sandy CLAY (CL) w/shell fragments
Legend
<GCTL
>GCTL (LCP)
>NADC (HCP)
>5xNADC (5xHCP)
>10xNADC (Hot Spot)
150 0 150 Feet
20180720 XSC

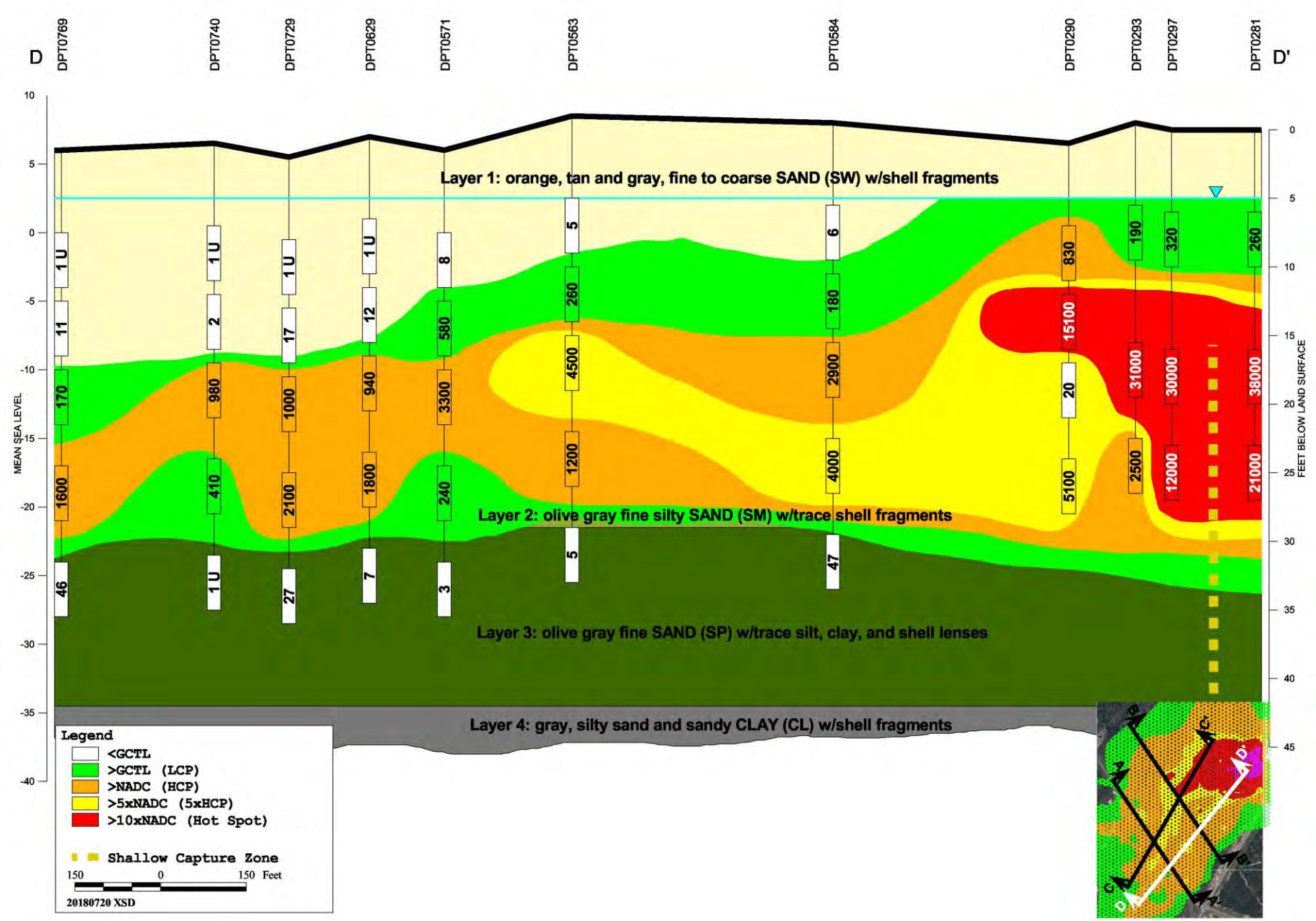
D
DPT0769
DPT0740
DPT0729
DPT0629
DPT0571
DPT0563
DPT0584
DPT0290
DPT0293
DPT0297
DPT0281
D'
MEAN SEA LEVEL
FEET BELOW LAND SURFACE
Layer 1: orange, tan and gray, fine to coarse SAND (SW) w/shell fragments
Layer 2: olive gray fine silty SAND (SM) w/trace shell fragments
Layer 3: olive gray fine SAND (SP) w/trace silt, clay, and shell lenses
Layer 4: gray, silty sand and sandy CLAY (CL) w/shell fragments
Legend
<GCTL
>GCTL (LCP)
>NADC (HCP)
>5xNADC (5xHCP)
>10xNADC (Hot Spot)
Shallow Capture Zone
150 0 150 Feet
20180720 XSD

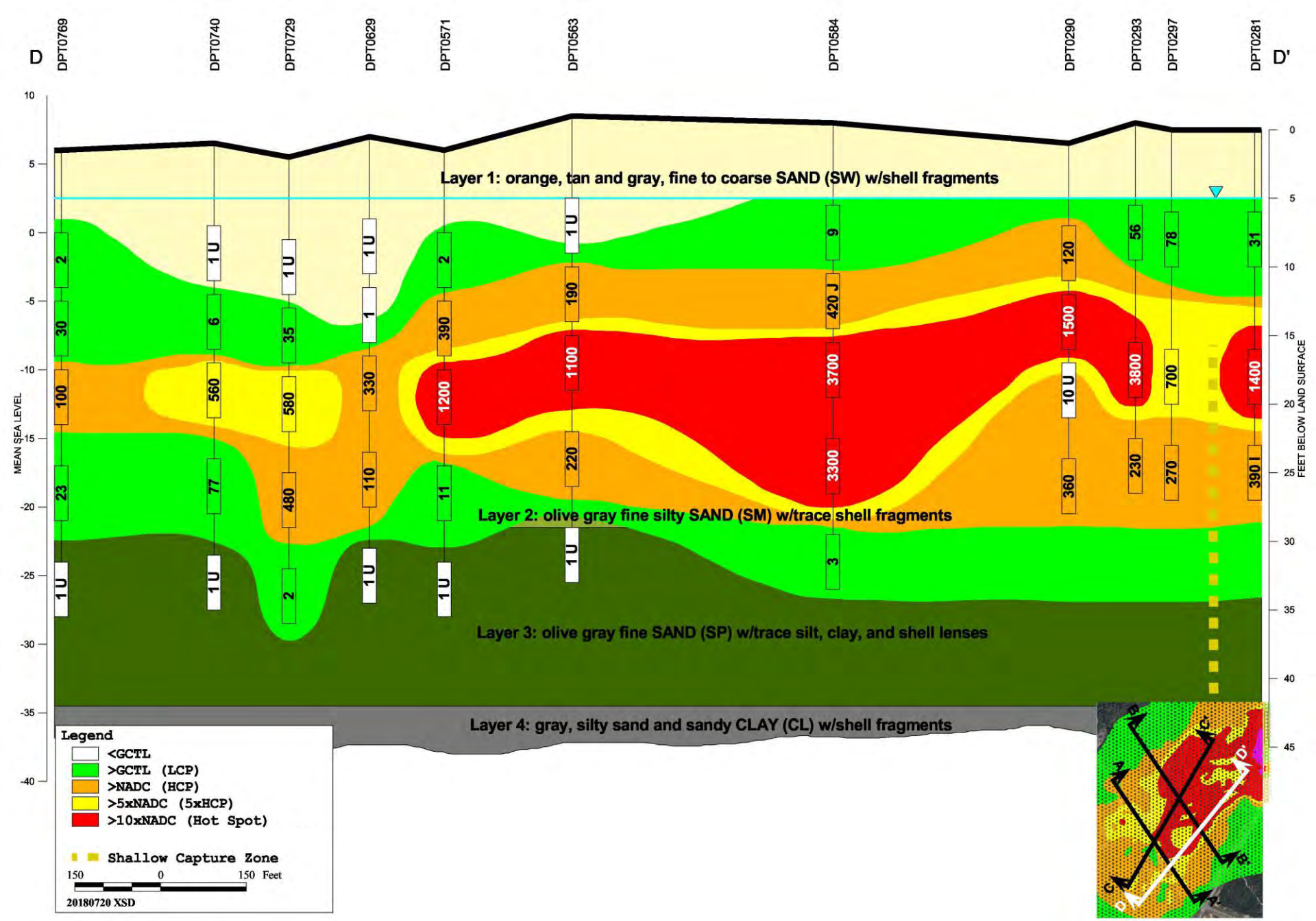
D
DPT0769
DPT0740
DPT0729
DPT0629
DPT0571
DPT0563
DPT0584
DPT0290
DPT0293
DPT0297
DPT0281
D'
MEAN SEA LEVEL
FEET BELOW LAND SURFACE
Layer 1: orange, tan and gray, fine to coarse SAND (SW) w/shell fragments
Layer 2: olive gray fine silty SAND (SM) w/trace shell fragments
Layer 3: olive gray fine SAND (SP) w/trace silt, clay, and shell lenses
Layer 4: gray, silty sand and sandy CLAY (CL) w/shell fragments
Legend
<GCTL
>GCTL (LCP)
>NADC (HCP)
>5xNADC (5xHCP)
>10xNADC (Hot Spot)
Shallow Capture Zone
150 0 150 Feet
20180720 XSD

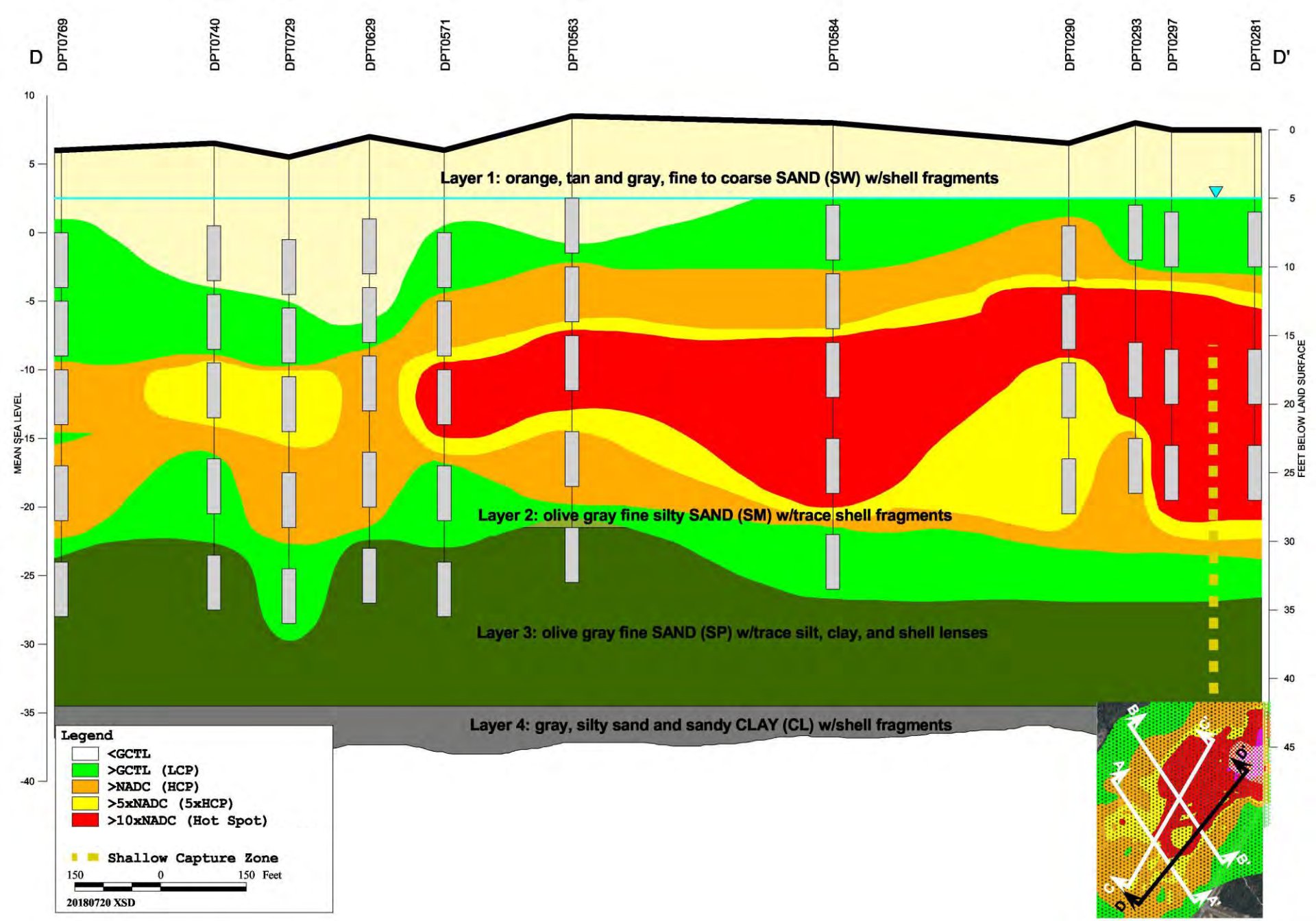
D
DPT0769
DPT0740
DPT0729
DPT0629
DPT0571
DPT0563
DPT0584
DPT0290
DPT0293
DPT0297
DPT0281
D'
MEAN SEA LEVEL
FEET BELOW LAND SURFACE
Layer 1: orange, tan and gray, fine to coarse SAND (SW) w/shell fragments
Layer 2: olive gray fine silty SAND (SM) w/trace shell fragments
Layer 3: olive gray fine SAND (SP) w/trace silt, clay, and shell lenses
Layer 4: gray, silty sand and sandy CLAY (CL) w/shell fragments
Legend
<GCTL
>GCTL (LCP)
>NADC (HCP)
>5xNADC (5xHCP)
>10xNADC (Hot Spot)
Shallow Capture Zone
150 0 150 Feet
20180720 XSD

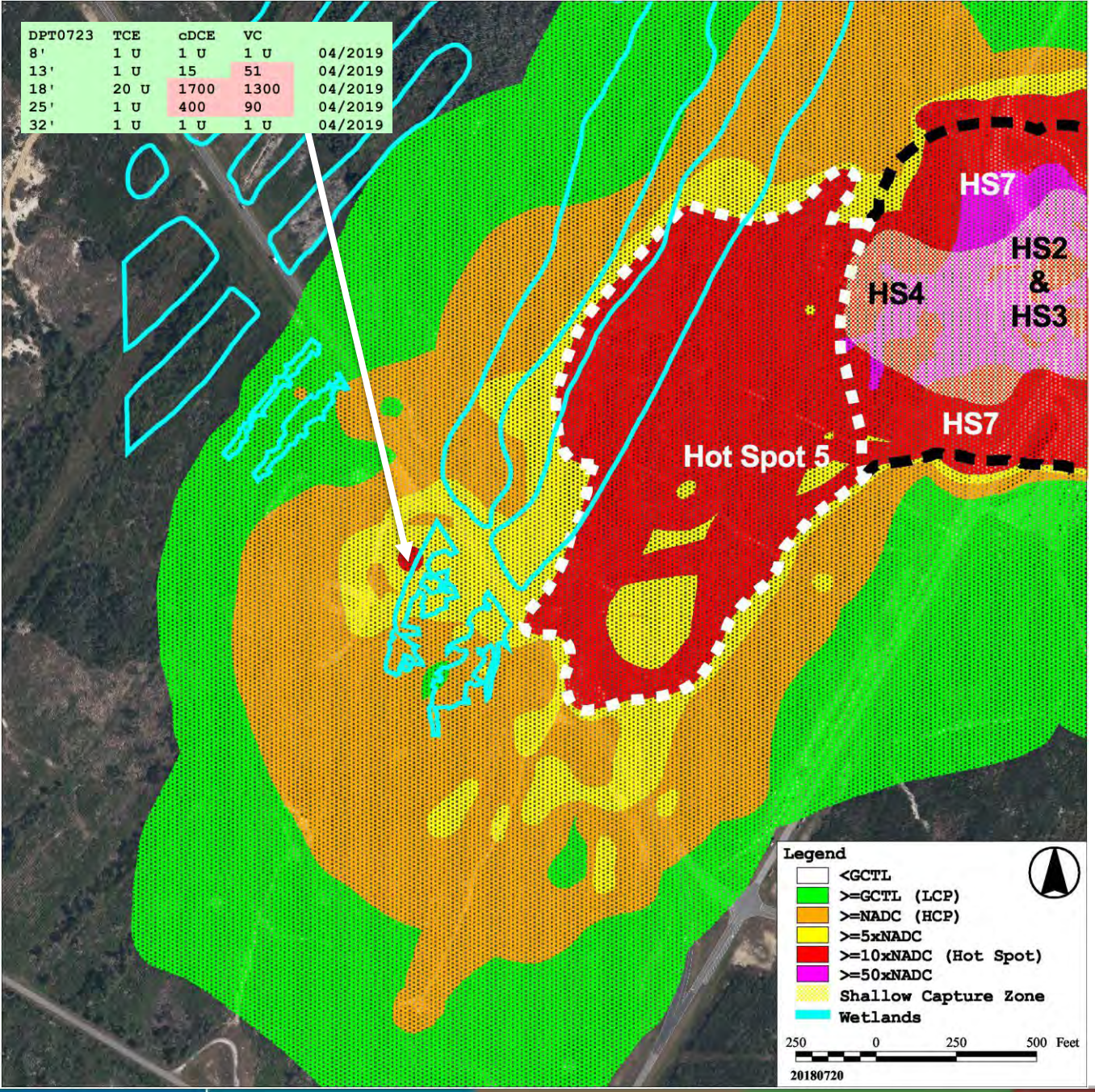

Hot Spot 5 boundary is west of the upgradient source and adjacent to the Shallow Capture Zone of the Hydraulic Capture IM system, to date over 65,000 pounds of VOCs have been destroyed

The investigation area for Hot Spot 5 has very little TCE and is comprised of cDCE and VC exceeding NADCs to a depth of 34 feet bls with the exception of DPT0712 760 µg/L in Hot Spot 5/7 area

Hot Spot 5 is 23.5 acres and DPT0723 VC @ 1,300 µg/L, with 1,205 and 374 pounds of cDCE and VC, respectively

Team consensus that Hot Spot 5 is adequately horizontally and vertically delineated?

Jacobs comment #4: Please present the mass calculations so that the assumptions are understood.

Geosyntec comment #8: No mass calculations/estimates for the HS5 area and/or mass distribution were provided in the ADP

Mass of Contaminants Calculation:

To determine the mass of a contaminant in the aqueous phase, the volume of groundwater was first estimated by multiplying the area of the footprint of the plume by the thickness of the plume by the porosity. This volume was multiplied by the estimated average concentration of the contaminant to yield the mass in the aqueous phase.

To determine the mass of a contaminant in the sorbed phase, the mass of soil was first estimated by multiplying the area of the footprint of the plume by the thickness of the plume by the bulk density of the soil. The concentration of the contaminant in the sorbed phase was estimated by multiplying the average groundwater concentration by the organic carbon partition coefficient by the estimated fraction organic carbon. The mass of the soil was multiplied by the estimated average concentration in the sorbed phase to yield the mass in the sorbed phase.

Organic carbon coefficients used in mass calculation are cDCE = 45 and VC = 17 L/kg (Principles and Practices of Enhanced Anaerobic Bioremediation of Chlorinated Solvents, AFCEE, 2004)

Porosity and Bulk Density assumed to be 0.3 and 110 lb/ft^3, respectively

FOC values from LC34-SBs 1002-028.0, 1003-028.0, 1002-034.0, 1003-034.0, and 1003-034.0 collected in January 2011

	cDCE				VC				
Interval (ft bls)	Dissolved (lb)	Sorbed (lb)	Total (lb)		Dissolved (lb)	Sorbed (lb)	Total (lb)		Total (lb)
0 - 10	1.00	0.00	1.01	0%	59.89	0.09	59.98	16%	60.98
10 - 15	382.10	1.48	383.57	32%	93.65	0.14	93.79	25%	477.36
15 - 20	654.45	12.67	667.13	55%	128.22	0.94	129.16	34%	796.28
20 - 30	150.42	2.91	153.33	13%	90.81	0.66	91.47	24%	244.80
Totals:	1187.97	17.07	1205.04		372.56	1.83	374.39		1579.43

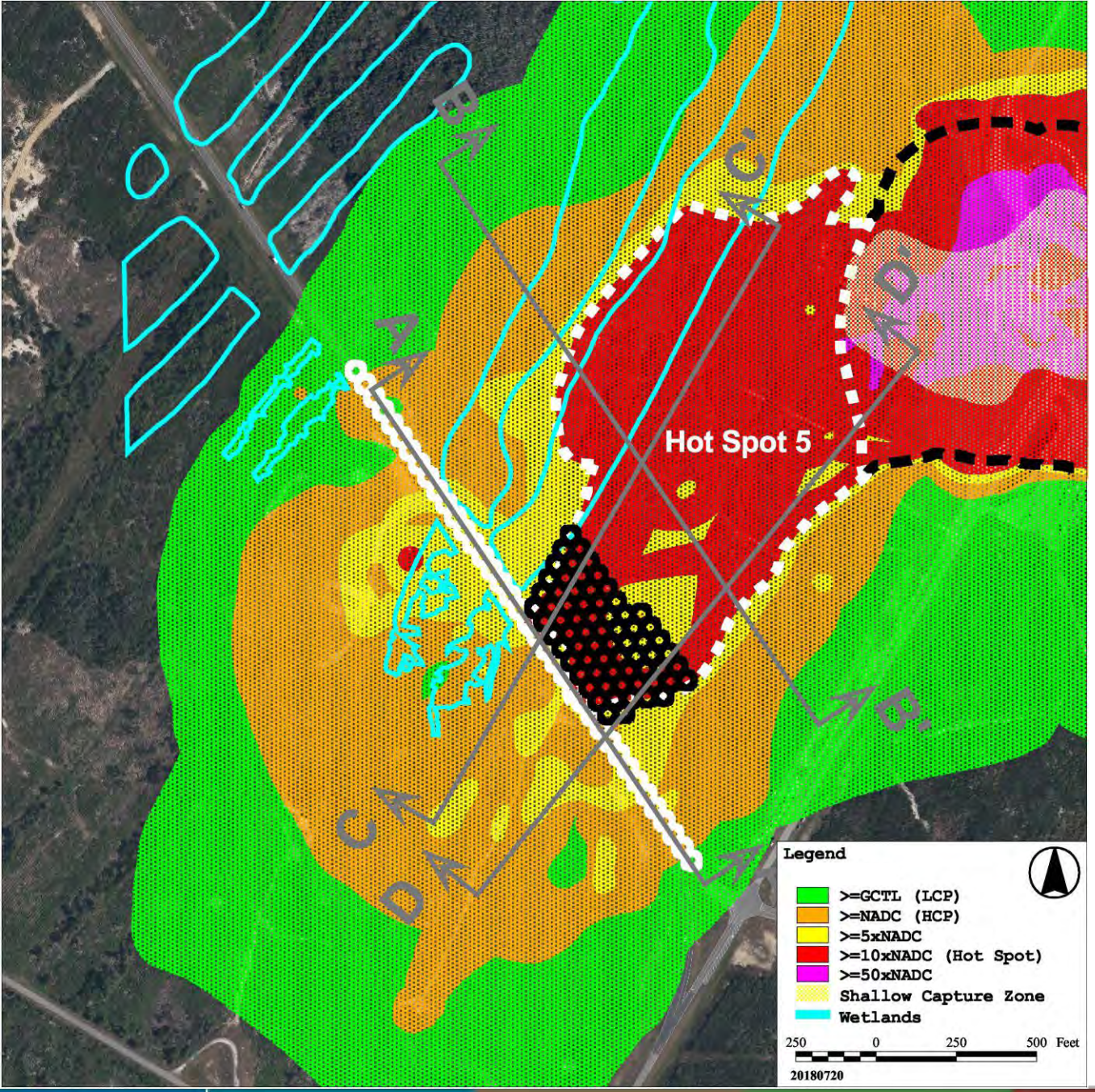

Hot Spot 5:

- upgradient source is being treated by Hydraulic Capture IM
- has very little TCE
- is cDCE and VC plume,
- above Layer 4 in sandy units

Hot Spot 5 is a prime candidate for air sparging based on success of LC34 HS6, 516S, CCB, FDSA IMs

~~Propose HS5 IM would be an expansion to the HS6 IM, compressor trailer at HS6 would provide compressed air to the HS5 ASWs:~~

- ~~38 ASWs HCP Barrier to prevent additional contaminant migration beyond Phillips Parkway~~
- ~~70 ASWs as initial phase of Hot Spot remediation~~

~~Team consensus to implement HS5 air sparging expansion as described?~~

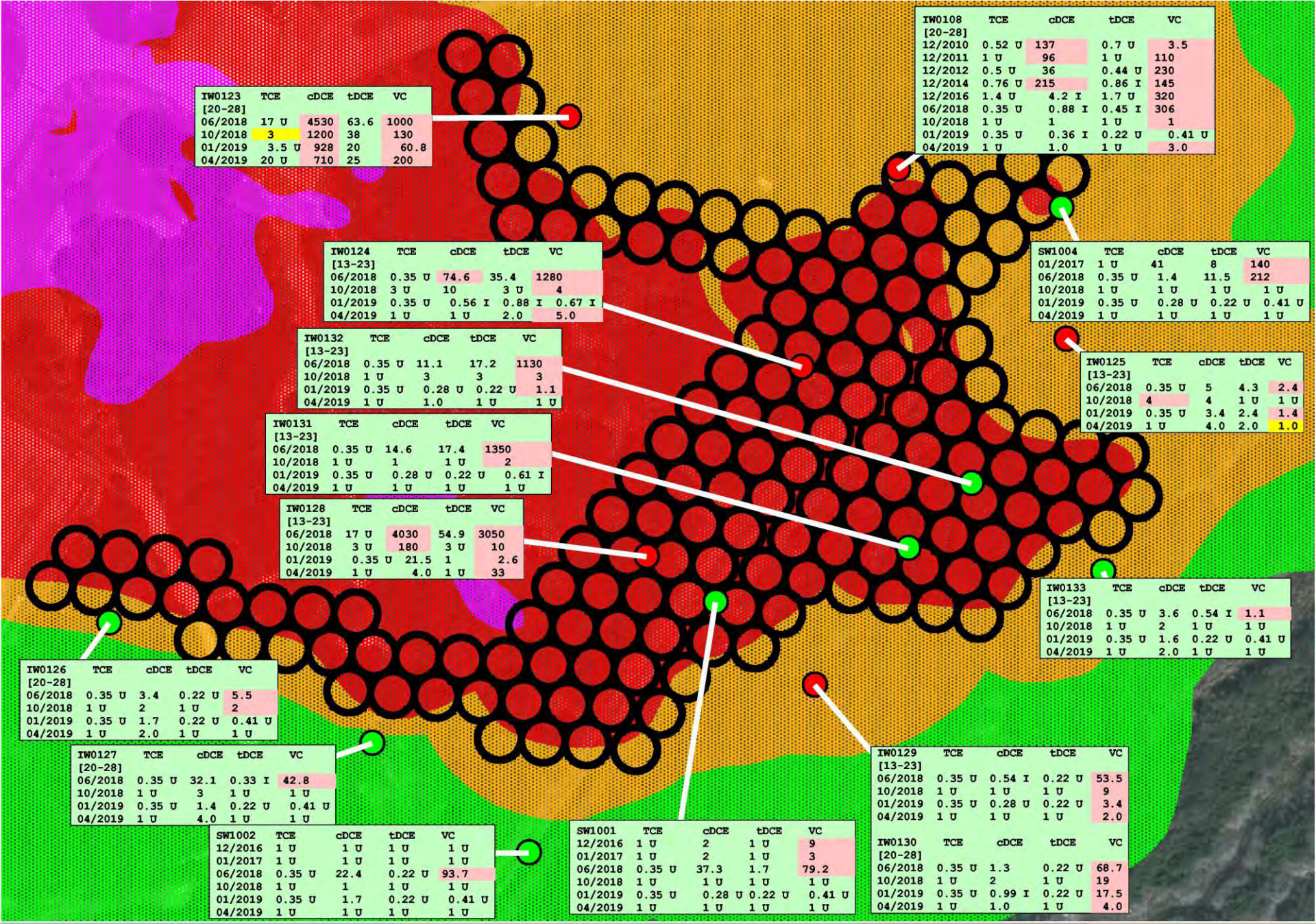
IW0123 TCE cDCE tDCE VC
[20-28]
06/2018 17 U 4530 63.6 1000
10/2018 3 1200 38 130
01/2019 3.5 U 928 20 60.8
04/2019 20 U 710 25 200
IW0108 TCE cDCE tDCE VC
[20-28]
12/2010 0.52 U 137 0.7 U 3.5
12/2011 1 U 96 1 U 110
12/2012 0.5 U 36 0.44 U 230
12/2014 0.76 U 215 0.86 I 145
12/2016 1.4 U 4.2 I 1.7 U 320
06/2018 0.35 U 0.88 I 0.45 I 306
10/2018 1 U 1 1 U 1
01/2019 0.35 U 0.36 I 0.22 U 0.41 U
04/2019 1 U 1.0 1 U 3.0
IW0124 TCE cDCE tDCE VC
[13-23]
06/2018 0.35 U 74.6 35.4 1280
10/2018 3 U 10 3 U 4
01/2019 0.35 U 0.56 I 0.88 I 0.67 I
04/2019 1 U 1 U 2.0 5.0
SW1004 TCE cDCE tDCE VC
01/2017 1 U 41 8 140
06/2018 0.35 U 1.4 11.5 212
10/2018 1 U 1 U 1 U 1 U
01/2019 0.35 U 0.28 U 0.22 U 0.41 U
04/2019 1 U 1 U 1 U 1 U
IW0132 TCE cDCE tDCE VC
[13-23]
06/2018 0.35 U 11.1 17.2 1130
10/2018 1 U 3 3 3
01/2019 0.35 U 0.28 U 0.22 U 1.1
04/2019 1 U 1.0 1 U 1 U
IW0125 TCE cDCE tDCE VC
[13-23]
06/2018 0.35 U 5 4.3 2.4
10/2018 4 4 1 U 1 U
01/2019 0.35 U 3.4 2.4 1.4
04/2019 1 U 4.0 2.0 1.0
IW0131 TCE cDCE tDCE VC
[13-23]
06/2018 0.35 U 14.6 17.4 1350
10/2018 1 U 1 1 U 2
01/2019 0.35 U 0.28 U 0.22 U 0.61 I
04/2019 1 U 1 U 1 U 1 U
IW0128 TCE cDCE tDCE VC
[13-23]
06/2018 17 U 4030 54.9 3050
10/2018 3 U 180 3 U 10
01/2019 0.35 U 21.5 1 2.6
04/2019 1 U 4.0 1 U 33
IW0133 TCE cDCE tDCE VC
[13-23]
06/2018 0.35 U 3.6 0.54 I 1.1
10/2018 1 U 2 1 U 1 U
01/2019 0.35 U 1.6 0.22 U 0.41 U
04/2019 1 U 2.0 1 U 1 U
IW0126 TCE cDCE tDCE VC
[20-28]
06/2018 0.35 U 3.4 0.22 U 5.5
10/2018 1 U 2 1 U 2
01/2019 0.35 U 1.7 0.22 U 0.41 U
04/2019 1 U 2.0 1 U 1 U
IW0127 TCE cDCE tDCE VC
[20-28]
06/2018 0.35 U 32.1 0.33 I 42.8
10/2018 1 U 3 1 U 1 U
01/2019 0.35 U 1.4 0.22 U 0.41 U
04/2019 1 U 4.0 1 U 1 U
IW0129 TCE cDCE tDCE VC
[13-23]
06/2018 0.35 U 0.54 I 0.22 U 53.5
10/2018 1 U 1 U 1 U 9
01/2019 0.35 U 0.28 U 0.22 U 3.4
04/2019 1 U 1 U 1 U 2.0
IW0130 TCE cDCE tDCE VC
[20-28]
06/2018 0.35 U 1.3 0.22 U 68.7
10/2018 1 U 2 1 U 19
01/2019 0.35 U 0.99 I 0.22 U 17.5
04/2019 1 U 1.0 1 U 4.0
SW1002 TCE cDCE tDCE VC
12/2016 1 U 1 U 1 U 1 U
01/2017 1 U 1 U 1 U 1 U
06/2018 0.35 U 22.4 0.22 U 93.7
10/2018 1 U 1 1 U 1 U
01/2019 0.35 U 1.7 0.22 U 0.41 U
04/2019 1 U 1 U 1 U 1 U
SW1001 TCE cDCE tDCE VC
12/2016 1 U 2 1 U 9
01/2017 1 U 2 1 U 3
06/2018 0.35 U 37.3 1.7 79.2
10/2018 1 U 1 U 1 U 1 U
01/2019 0.35 U 0.28 U 0.22 U 0.41 U
04/2019 1 U 1 U 1 U 1 U

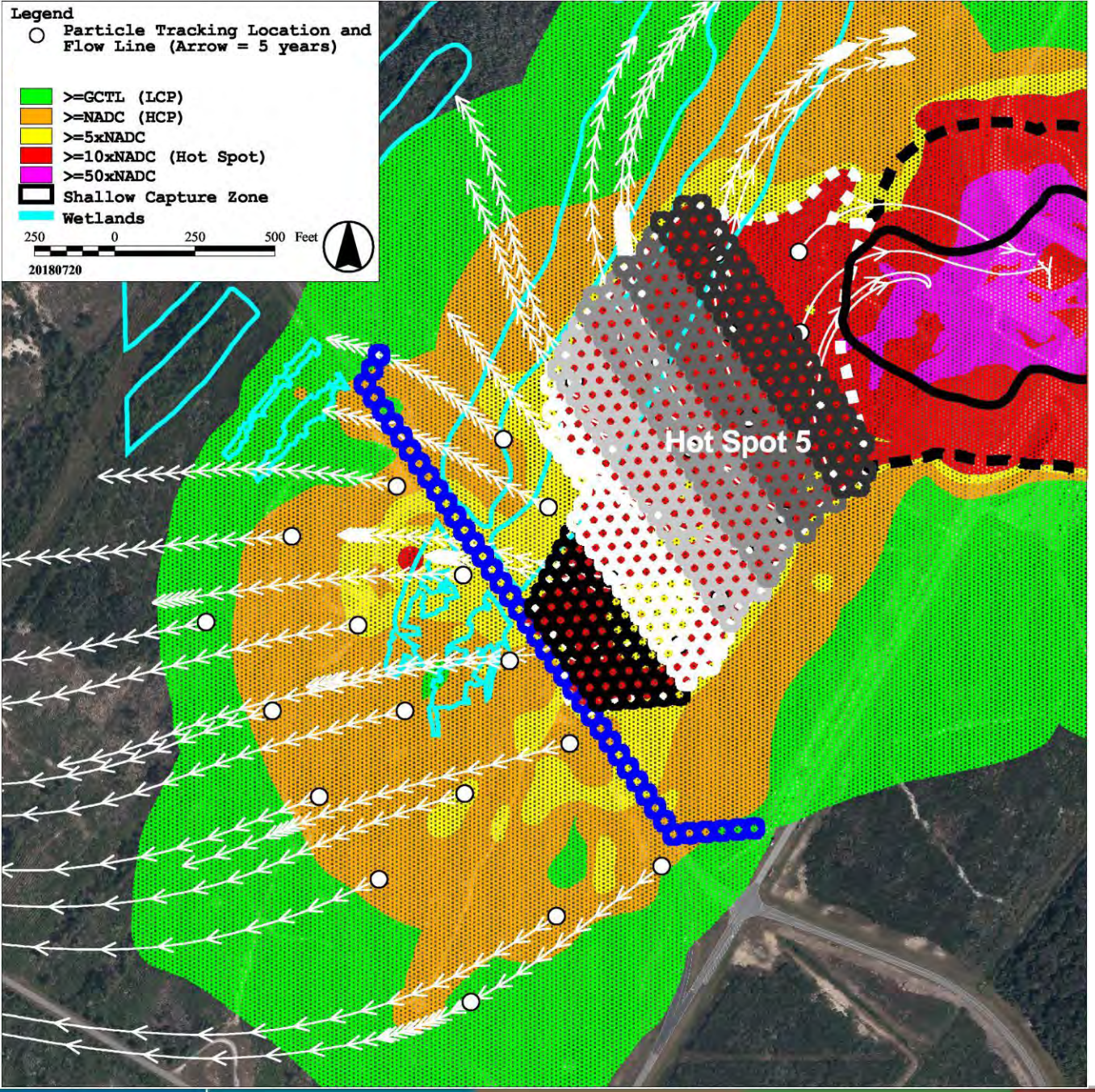

Jacobs Comment #5:

It is not clear from the information presented in the ADP that the southwesterly side of the LC 34 VOC plume is expanding at this time. The data over time for most monitoring wells in the southwest plume are stable or fluctuating for the most part. Consider evaluating whether expansion is occurring and at what rate, because that may affect the design and operating parameters of a treatment system. For the conceptual air sparge well layout presented, the westward groundwater flow direction in Layers 1 and 2 may warrant lengthening the sparge well line in that direction.

Tt response:

Based on the particle tracking, groundwater flow south of Phillips Parkway appears to be very slow suggesting any expansion occurring would be limited. The site-wide LTM trend analysis in this area indicated increasing trends in two of 16 monitoring wells (IW0064I and IW0096) while the remaining monitoring wells had stable trends. NASA's intent for the sparging wall is to control the plume at the edge of the permit boundary area, for the permit the Air Force has issued NASA, which is Phillips Parkway and allow the remaining portion of the plume beyond Phillips Parkway to naturally attenuate. Design details will be provided in the Hot Spot 6 Expansion Implementation Work Plan, consideration for westerly expansion will be considered.

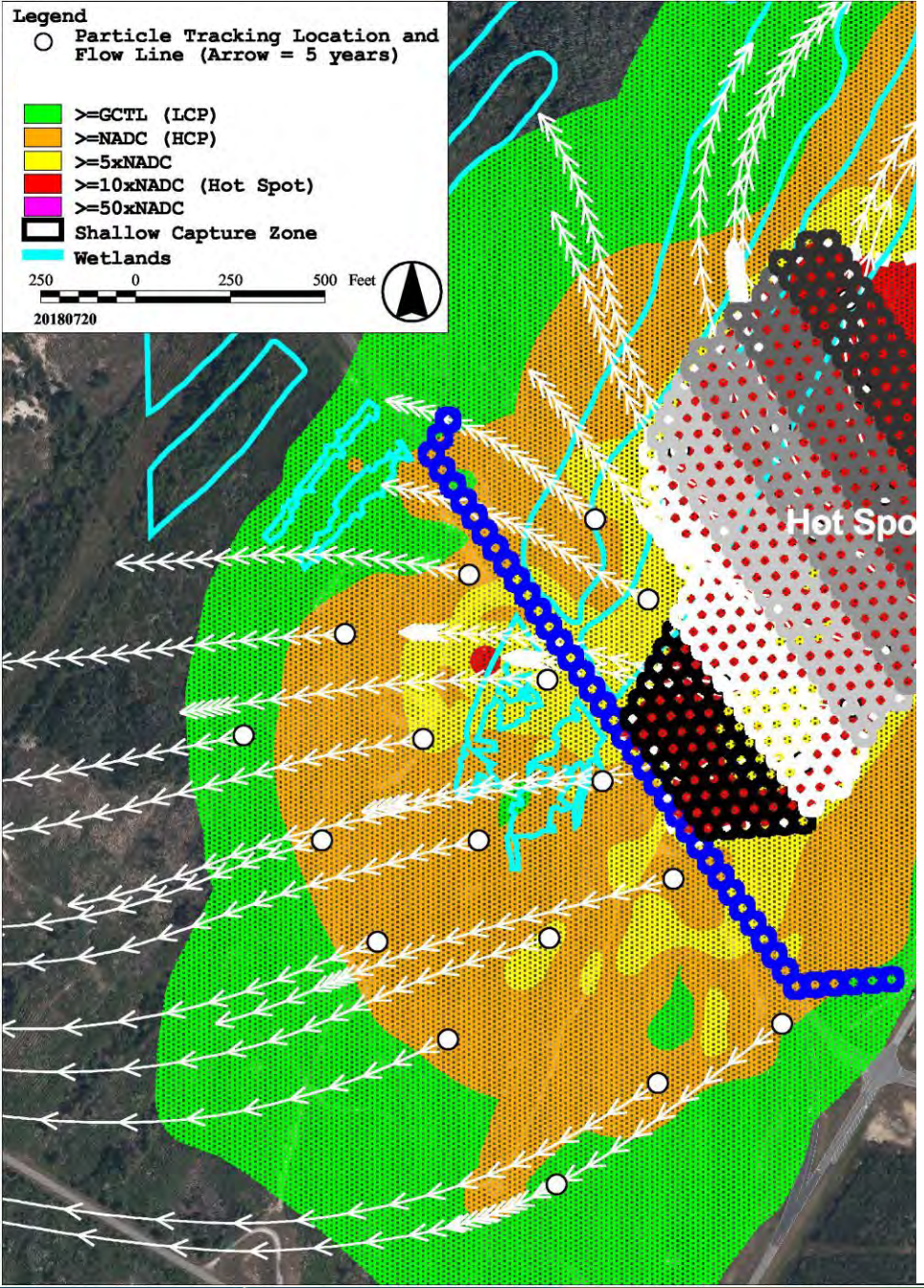

Geosyntec Comment #9:

Air sparging is appropriate if the plume is expanding and dissolved flux is continuing to contribute to the plume south of Phillips Parkway. If the plume is not expanding and the groundwater flow velocity is low, the positive effect of sparging may not be measured south/west of Phillips Parkway. In this instance, sparging will not serve a purpose (other than treating an area of groundwater represented by the ROI of the curtain) and may be better deployed elsewhere (see Slide 4 comment). It may be beneficial to make this determination before designing and implementing an air sparge curtain as opposed to focusing on maximizing HS5 area mass removal. It is recommended that in the IM design that the two ends of the curtain include sparge wells extending perpendicular from the curtain to mitigate plume expansion based upon groundwater mounding. In consideration of the very large number of AS wells that will likely ultimately be installed at LC34, a detailed evaluation of existing sparge well performance at similar depths to those anticipated is recommended to obtain site-specific ROI information (an increase in ROI of as few as 5 ft at the time of design may result in a significant reduction in sparge wells needed – particularly if the apparent trend of treating HS area by area using sparging continues). The purpose of the 70 ASWs is not clear and how they work in combination with the proposed curtain. If the 70 ASWs rapidly clean up this area will the barrier wall operation be terminated? If the 70 ASWs meet some established remedial objective, how soon will upgradient areas have to be treated to prevent recontamination of the area of the 70 ASWs. Was placement of the 70 ASWs to coincide with the highest mass within the core of the HS5 plume considered in lieu of the toe of the 10XNADC area to maximize mass reduction?

Tt response:

Based on the particle tracking, groundwater flow south of Phillips Parkway appears to be very slow suggesting any expansion occurring would be limited. The site-wide LTM trend analysis in this area indicated increasing trends in two of 16 monitoring wells (IW0064I and IW0096) while the remaining monitoring wells had stable trends. NASA's intent for the sparging wall is to control the plume at the edge of the permit boundary area, for the permit the Air Force has issued NASA, which is Phillips Parkway and allow the remaining portion of the plume beyond Phillips Parkway to naturally attenuate. The perpendicular extensions recommendation will be considered as well as the cycling discussed in Slide 4 comment response. The 70 ASWs proposed in the presentation are the initial phase to reduce the contamination in the toe of the Hot Spot (10xNADC). A phased approach is proposed for treatment of Hot Spot 5, the 70 ASWs is proposed in this presentation will be the first phase with additional expansions moving upgradient within the Hot Spot. For HS6 (where there is an existing air sparge system at the site), Tt increased the ASW spacing from 35 feet with overlap (which was completed with previous IMs at KSC) to 50 feet with no overlap. Based on performance monitoring data, this spacing has worked very well at HS6. The contaminated zone at HS5 is shallower and also has similar lithology to HS6; therefore the 50-foot spacing with no overlap is recommended for HS5.

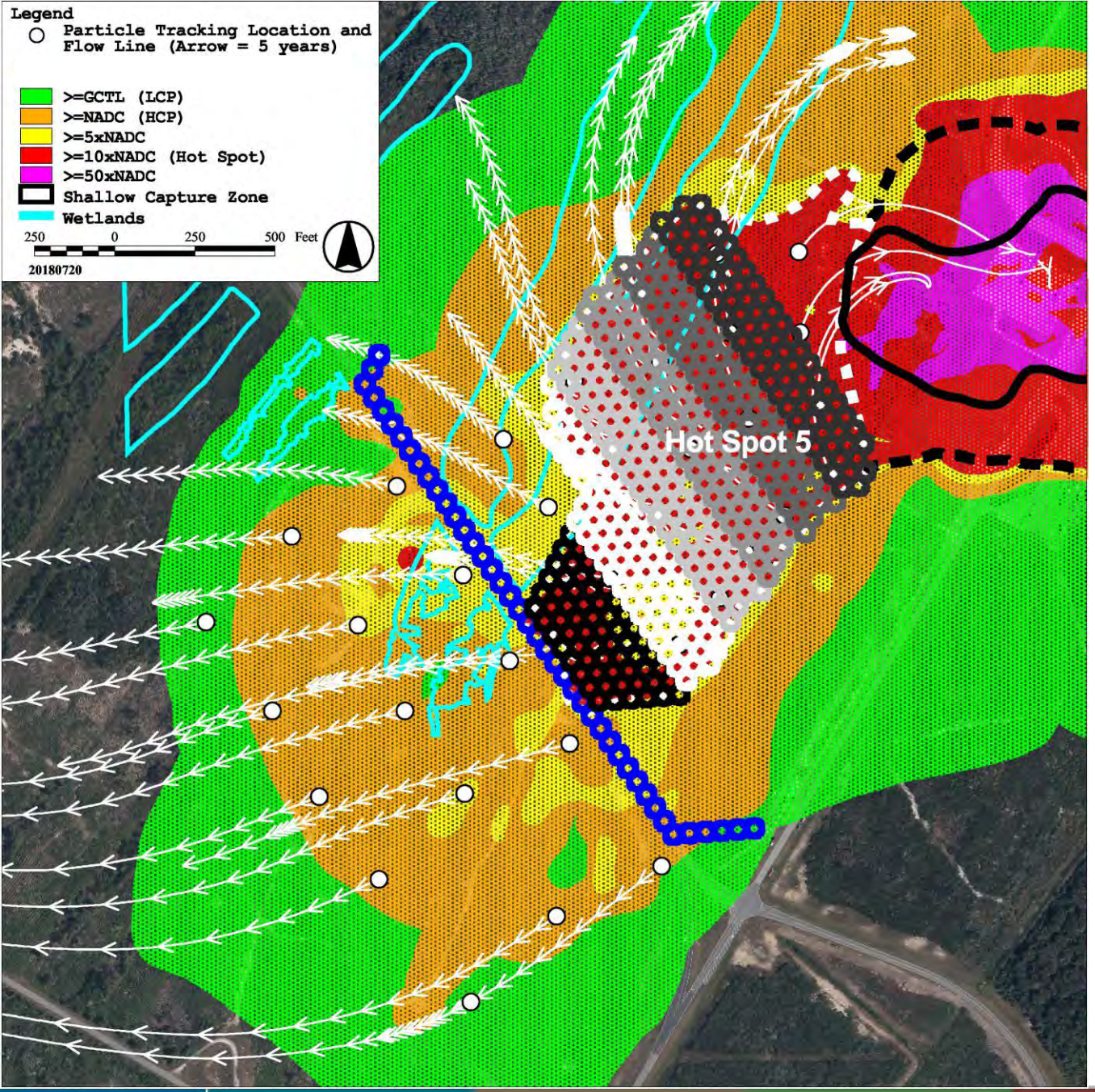

IM Objective:

- To remediate contaminated groundwater within treatment zone to support transition to MNA and prevent additional contaminant migration beyond Phillips Parkway

Proposed expansions to the HS6 IM to include HS5:

- 42 ASWs HCP Barrier to prevent additional contaminant migration beyond Phillips Parkway
- 63 ASWs as initial phase of Hot Spot remediation
- Additional potential phases shown in group moving upgradient within the Hot Spot

Team consensus to implement the HCP Barrier and initial phase of ASWs Hot Spot remediation?

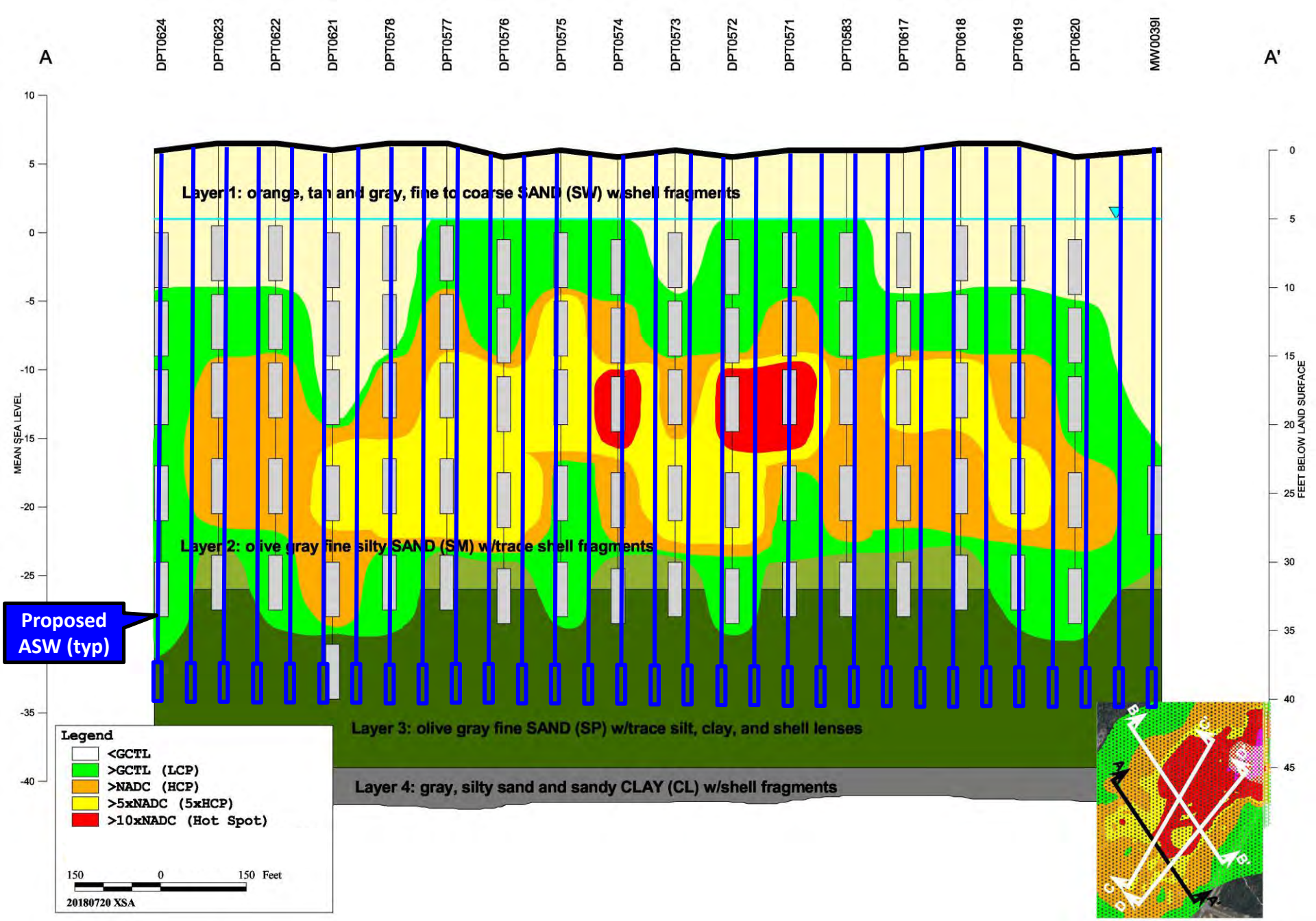
A
A'
DPT0624
DPT0623
DPT0622
DPT0621
DPT0578
DPT0577
DPT0576
DPT0575
DPT0574
DPT0573
DPT0572
DPT0571
DPT0583
DPT0617
DPT0618
DPT0619
DPT0620
MW00391
MEAN SEA LEVEL
FEET BELOW LAND SURFACE
Layer 1: orange, tan and gray, fine to coarse SAND (SW) w/shell fragments
Layer 2: olive gray fine silty SAND (SM) w/trace shell fragments
Layer 3: olive gray fine SAND (SP) w/trace silt, clay, and shell lenses
Layer 4: gray, silty sand and sandy CLAY (CL) w/shell fragments
Proposed ASW (typ)
Legend
<GCTL
>GCTL (LCP)
>NADC (HCP)
>5xNADC (5xHCP)
>10xNADC (Hot Spot)
150 0 150 Feet
20180720 XSA

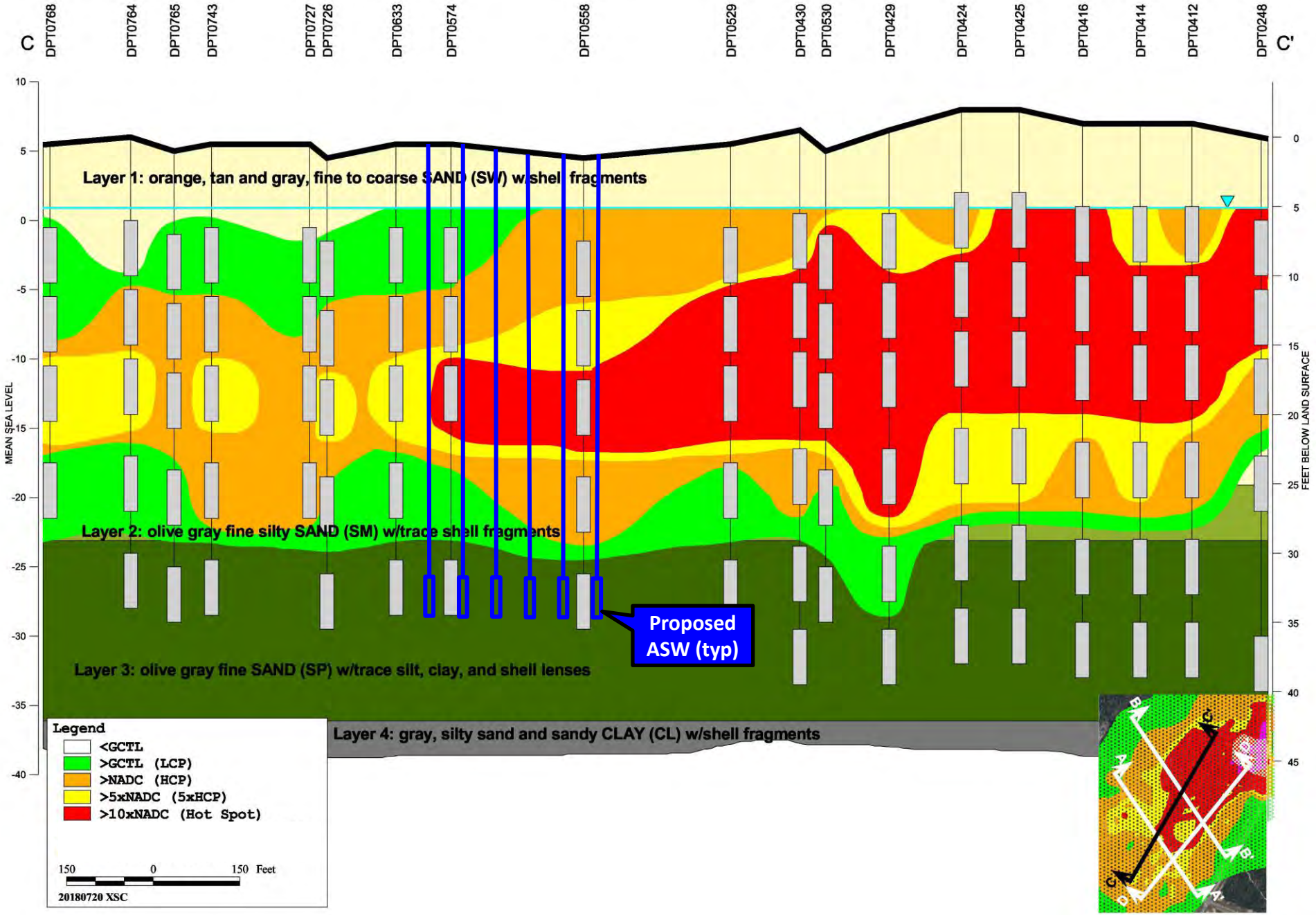
C
C'
DPT0768
DPT0764
DPT0765
DPT0743
DPT0727
DPT0726
DPT0633
DPT0574
DPT0558
DPT0529
DPT0430
DPT0530
DPT0429
DPT0424
DPT0425
DPT0416
DPT0414
DPT0412
DPT0248
MEAN SEA LEVEL
FEET BELOW LAND SURFACE
Layer 1: orange, tan and gray, fine to coarse SAND (SW) w/shell fragments
Layer 2: olive gray fine silty SAND (SM) w/trace shell fragments
Layer 3: olive gray fine SAND (SP) w/trace silt, clay, and shell lenses
Layer 4: gray, silty sand and sandy CLAY (CL) w/shell fragments
Proposed ASW (typ)
Legend
<GCTL
>GCTL (LCP)
>NADC (HCP)
>5xNADC (5xHCP)
>10xNADC (Hot Spot)
150 0 150 Feet
20180720 XSC

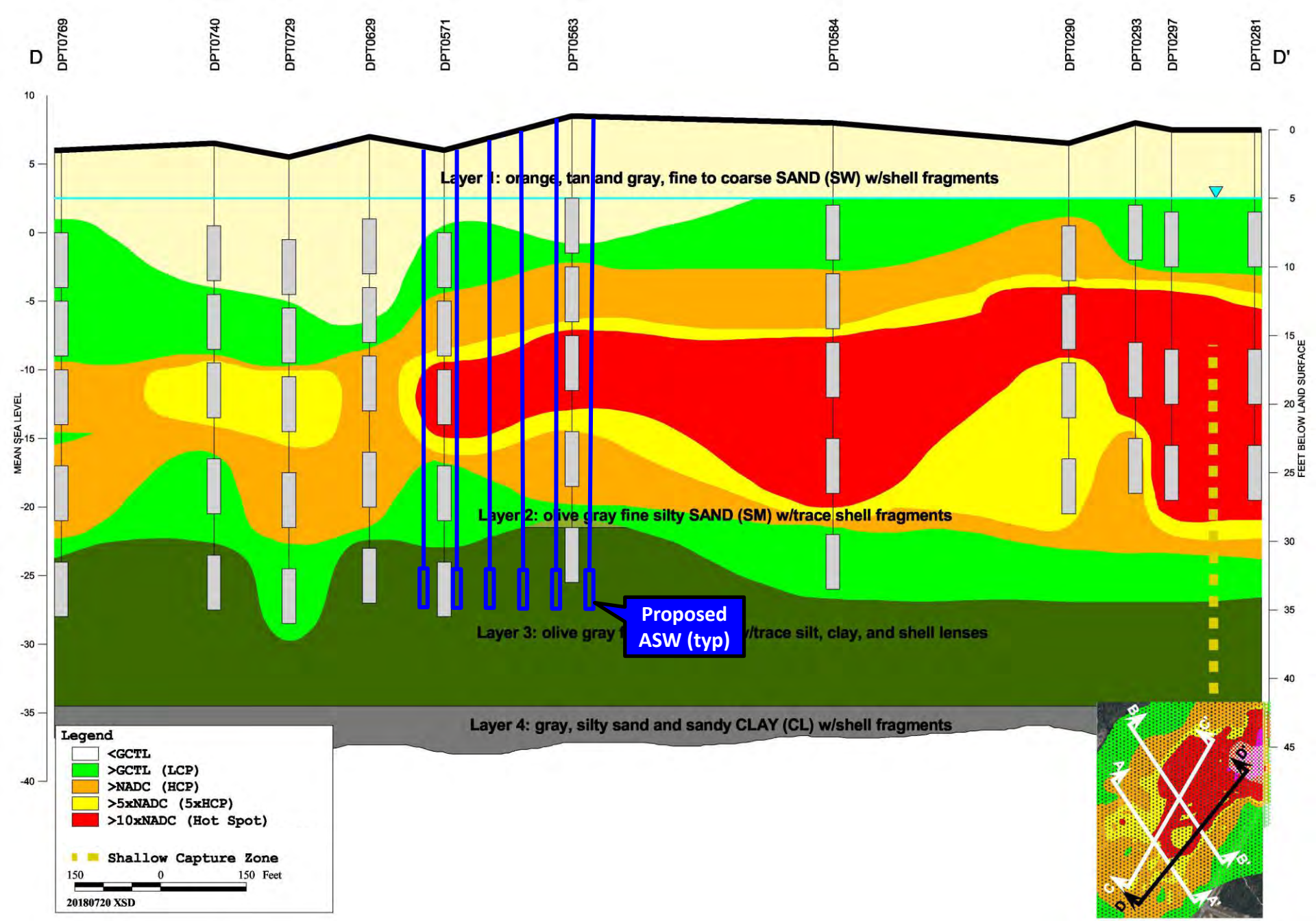
D
DPT0769
DPT0740
DPT0729
DPT0629
DPT0571
DPT0563
DPT0584
DPT0290
DPT0293
DPT0297
DPT0281
D'
MEAN SEA LEVEL
FEET BELOW LAND SURFACE
Layer 1: orange, tan and gray, fine to coarse SAND (SW) w/shell fragments
Layer 2: olive gray fine silty SAND (SM) w/trace shell fragments
Layer 3: olive gray
/trace silt, clay, and shell lenses
Layer 4: gray, silty sand and sandy CLAY (CL) w/shell fragments
Proposed ASW (typ)
Legend
<GCTL
>GCTL (LCP)
>NADC (HCP)
>5xNADC (5xHCP)
>10xNADC (Hot Spot)
Shallow Capture Zone
150 0 150 Feet
20180720 XSD

ADVANCED DATA PACKAGE

C.8 Hot Spot 6 Area of Investigation Site Characterization ADP

Launch Complex 34 (LC34), SWMU CC054
Hot Spot 6 Area of Investigation Site Characterization ADP
December 2016

	Acres	Untreated
LCP (GCTL):	336.9	324.5
HCP (NADC):	122.1	109.7
Hot Spot (10x NADC):	56.0	43.6
10xHot Spot (100x NADC):	11.0	0
DNAPL Source Zone:	2.0	0
Hydraulic Capture Zone (HCZ):	12.4	
Plume delineation based on 2016 UEL evaluation		

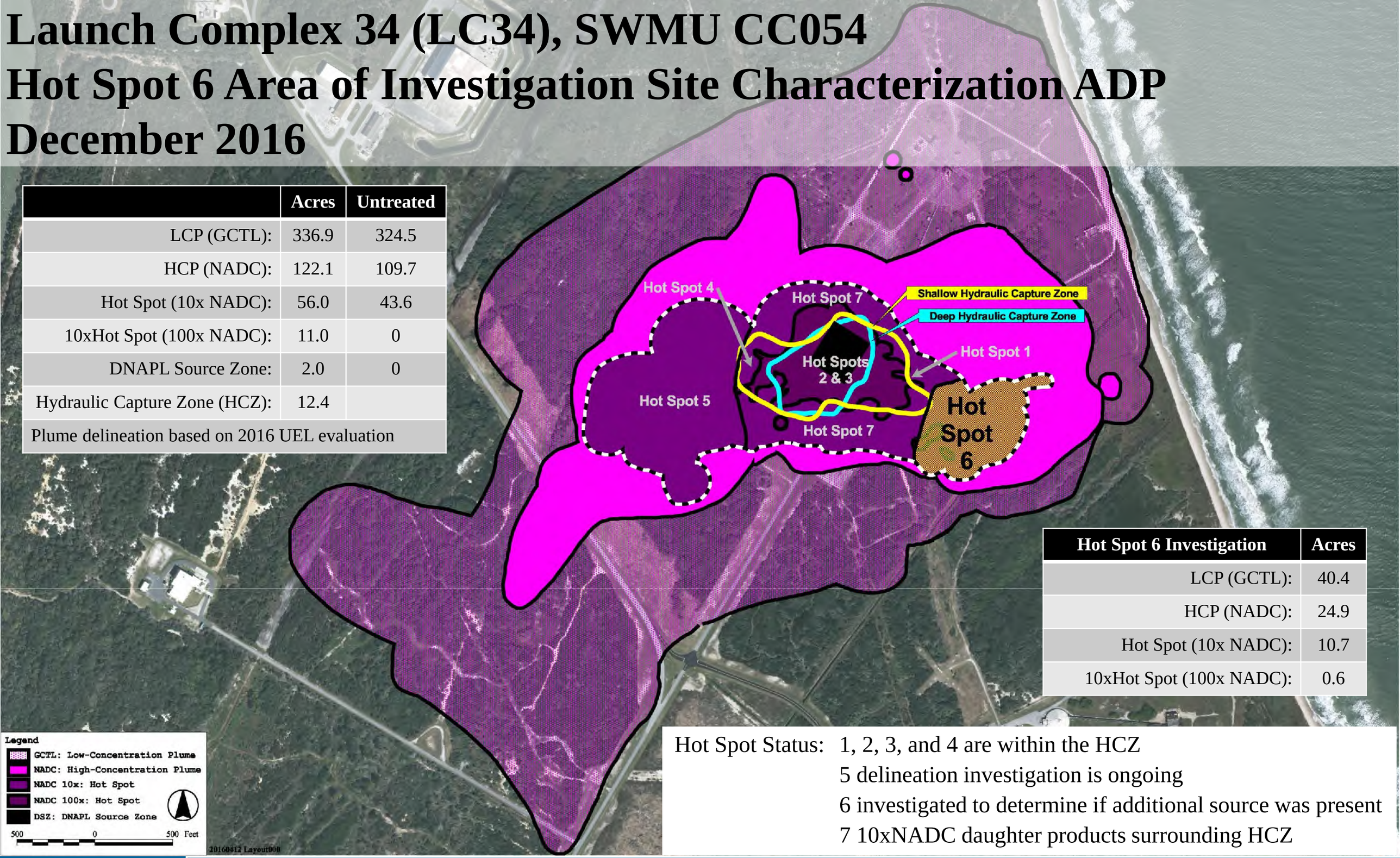

Hot Spot 6 Investigation	Acres
LCP (GCTL):	40.4
HCP (NADC):	24.9
Hot Spot (10x NADC):	10.7
10xHot Spot (100x NADC):	0.6

Hot Spot Status: 1, 2, 3, and 4 are within the HCZ
5 delineation investigation is ongoing
6 investigated to determine if additional source was present
7 10xNADC daughter products surrounding HCZ

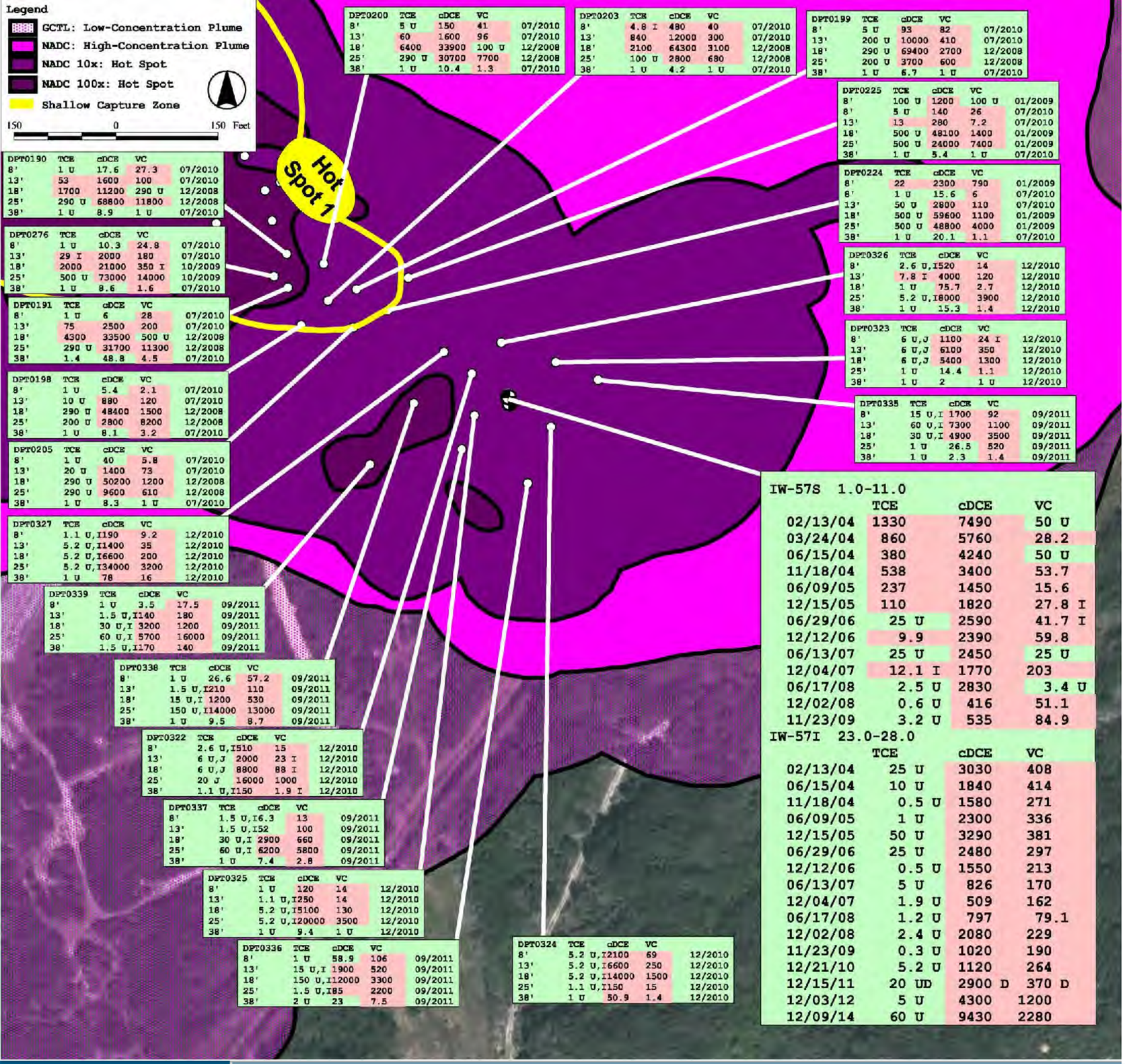

Hot Spot 6 designated as the area downgradient of Hot Spot 1, based on elevated concentrations in monitoring wells IW57S and IW57I

Goal of the investigation was to determine if any source was present and to delineate / refine Hot Spot and HCP, ~~and LCP~~ any refinement of the LCP should have been considered a benefit of investigation not a goal.

Preliminary investigation began during the Hot Spots 3 and 4 investigation in 2010 and 2011. Sampling depths were 8', 13', 18', 25', 38' bls.

Initial results indicated daughter products of TCE downgradient of Hot Spot 1 with very little TCE present

NASA proceeded with investigation in 2014 to determine if any source was present beyond the Shallow Capture Zone (SCZ)

In addition to the initial sampling depths the 32' depth was added to refine the vertical delineation.

Why was Hot Spot 6 investigated?

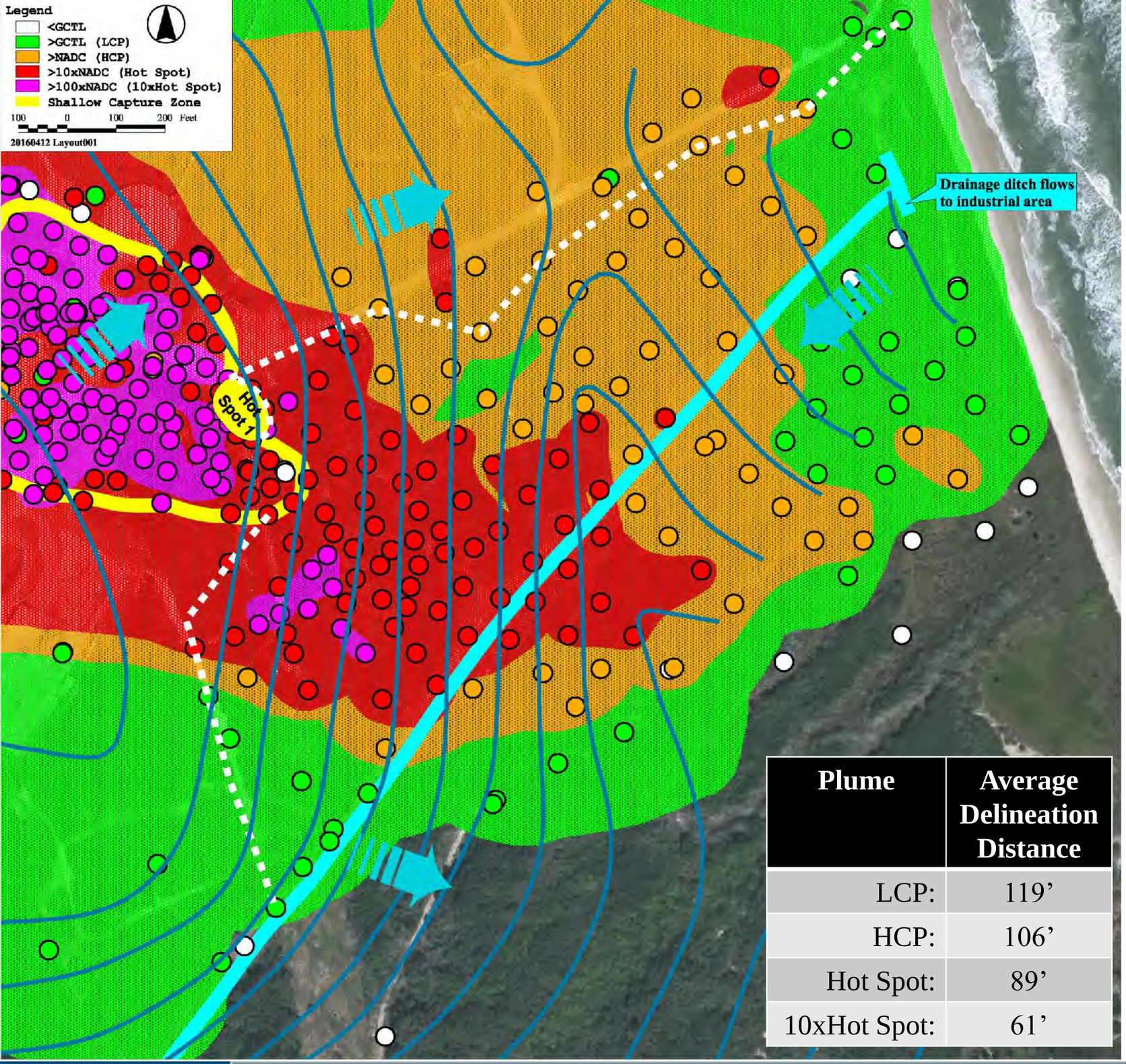

Plume	Average Delineation Distance
LCP:	119’
HCP:	106’
Hot Spot:	89’
10xHot Spot:	61’

This ADP addresses the area within the investigation boundaries to include the area south and east of the white dashed lines and extent of the SCZ and Hot Spot 1

Hot Spot 6 delineation is based on results from 745 DPT samples collected from 150 locations

Data set includes the 2010/2011 samples and 681 samples collected from 2014 to 2016

Hot Spot 6 Groundwater Results figure provided includes DPT and monitoring well sample results

Due to the plume size, KSCRT delineation rule of thumb is not tenable

Sample Locations Used to Delineate Hot Spot 6

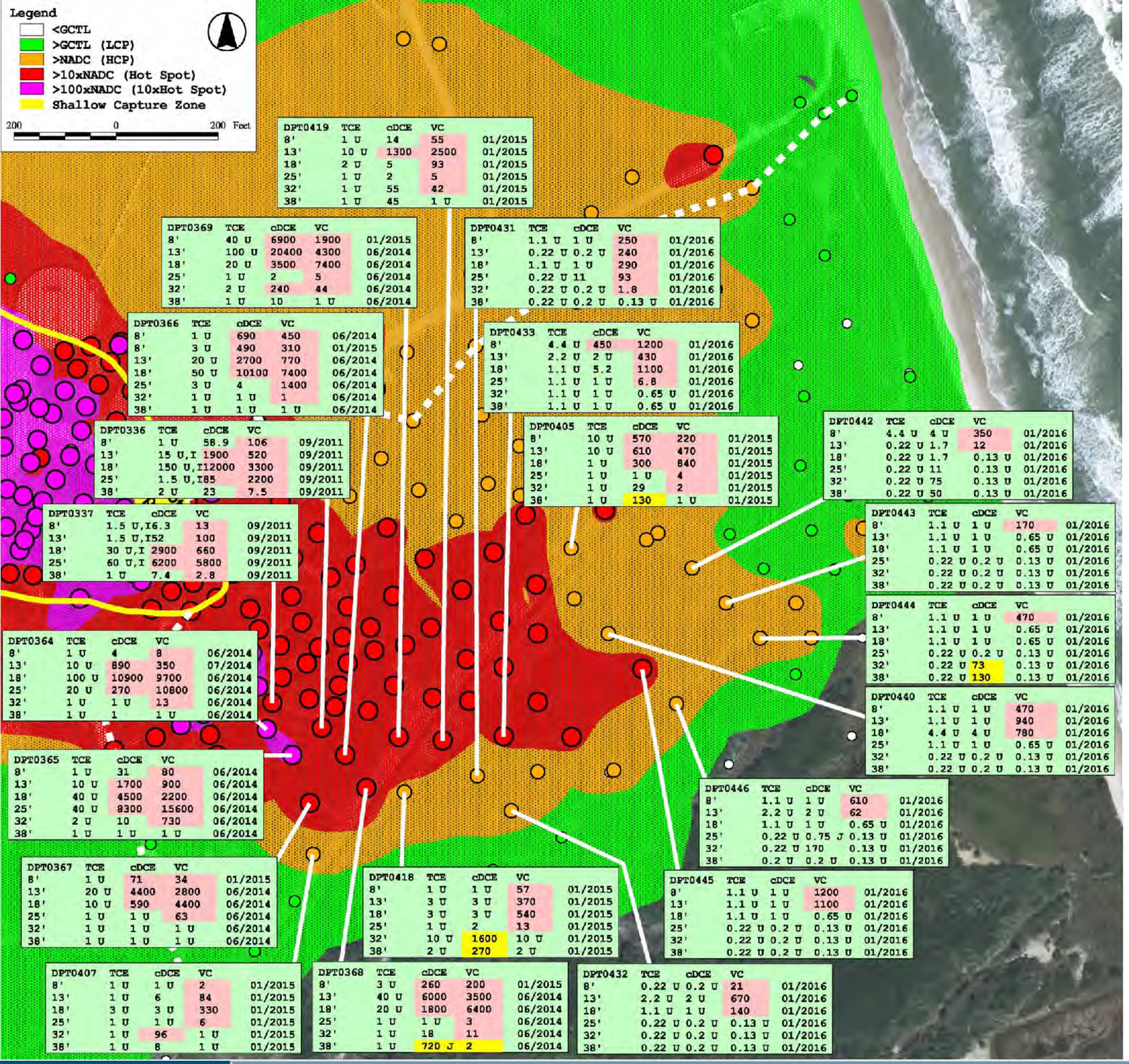

DPT0368 38’ sample has results for cDCE and VC that could be attributed to drag down, these results were not used in delineation efforts

DPTs 0418 and 0444 cDCE results in 32’ and 38’ samples appear to be suspect, surrounding samples do not have similar results therefore these results were not used in delineation efforts

DPT0405 38’ sample has cDCE result that could be attributed to drag down, these results were not used in delineation efforts

Suspect Results Not Used in Delineation

Interval (ft bls):	0-10	10-15	15-20	20-28	28-34	>34
	TCE					
Samples:	126	123	97	104	107	122
Detections:	6	5	0	1	1	1
>GCTL:	4	3	0	1	1	0
>NADC:	0	0	0	0	0	0
>10xNADC:	0	0	0	0	0	0
Maximum (ppb):	20	13	0	20	5	2
Average (ppb):	5	5	0	20	5	2
	cDCE					
Samples:	128	142	123	121	108	120
Detections:	93	110	97	81	62	49
>GCTL:	52	78	74	57	24	9
>NADC:	29	65	63	48	3	0
>10xNADC:	1	11	18	18	1	0
Maximum (ppb):	7,900	20,400	22,000	34,900	7,600	210
Average (ppb):	782	2,380	4,099	4,906	242	35
	tDCE					
Samples:	128	142	122	121	109	122
Detections:	40	49	41	40	8	2
>GCTL:	3	15	24	21	1	0
>NADC:	0	0	0	0	0	0
>10xNADC:	0	0	0	0	0	0
Maximum (ppb):	250	500	530	730	130	8
Average (ppb):	33	97	176	204	28	5
	VC					
Samples:	128	141	123	121	109	121
Detections:	105	124	106	93	44	21
>GCTL:	104	119	104	93	44	20
>NADC:	44	81	86	61	19	1
>10xNADC:	4	26	43	38	11	0
Maximum (ppb):	2,200	4,300	11,400	16,000	7,400	140
Average (ppb):	223	577	1,431	2,618	1,167	14

Dataset includes 745 samples from 150 locations collected via DPT 2010/2011 and 2014 to 2016

Data evaluation intervals: 0-10’, 10’-15’, 15’-20’, 20’-28’, 28’-34’, >34’ bls

TCE, cDCE, tDCE (not presented in this ADP), and VC exceeded GCTLs

cDCE and VC exceeded NADCs and 10x NADCs

Hot Spot and HCP extends to 34’ bls with the exception of DPT0339 being the only location with 38’ sample > NADC

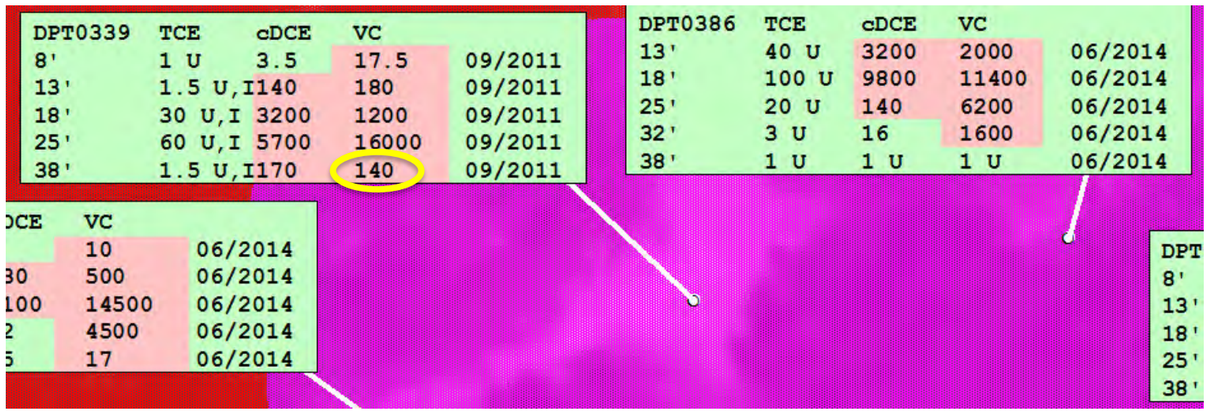

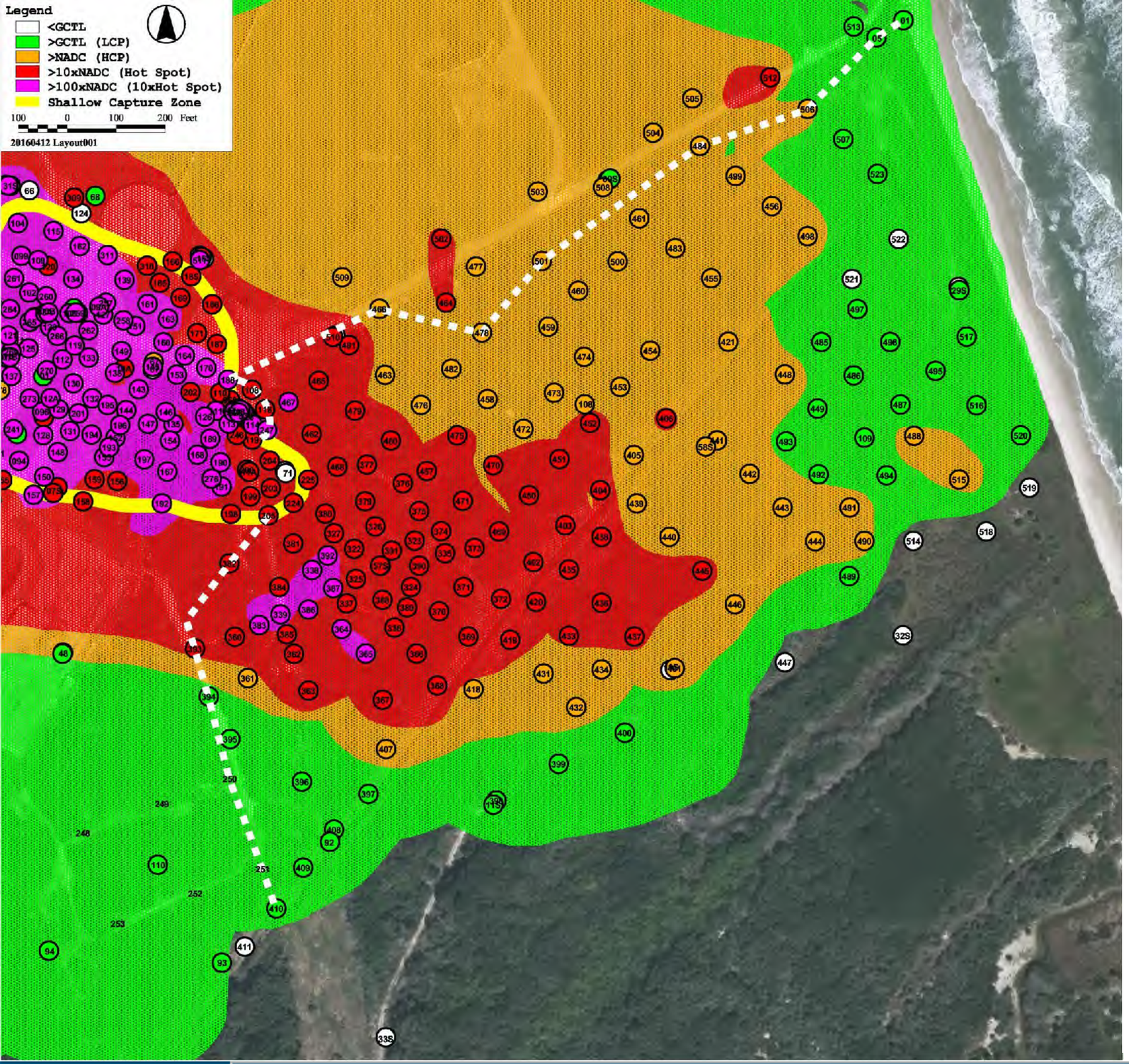

Intervals:

- 0-10’, 10’-15’, 15’-20’, 20’-28’, 28’-34’, >34’ bls
- 0-10’ included all data from ground surface to and including 10’ bls
- 10’-15’ included all data greater than 10’ bls to and including 15’ bls
- Deeper intervals followed same logic

If an interval had multiple results, maximum was used for contouring

Elevated non-detected values for TCE > 20, cDCE > 140, and VC > 20 were not used in contouring, non-detected values less than those values were assumed to be zero

All sample locations have labels; only locations with symbol used in contouring

Cross-sections provided for vertical evaluation

DPT0360 is only sample in this interval that exceeded GCTL with concentration of 20 ug/L

Other DPTs shown had TCE concentration at GCTL, therefore no contours were generated for this interval

Propose TCE delineation in this interval

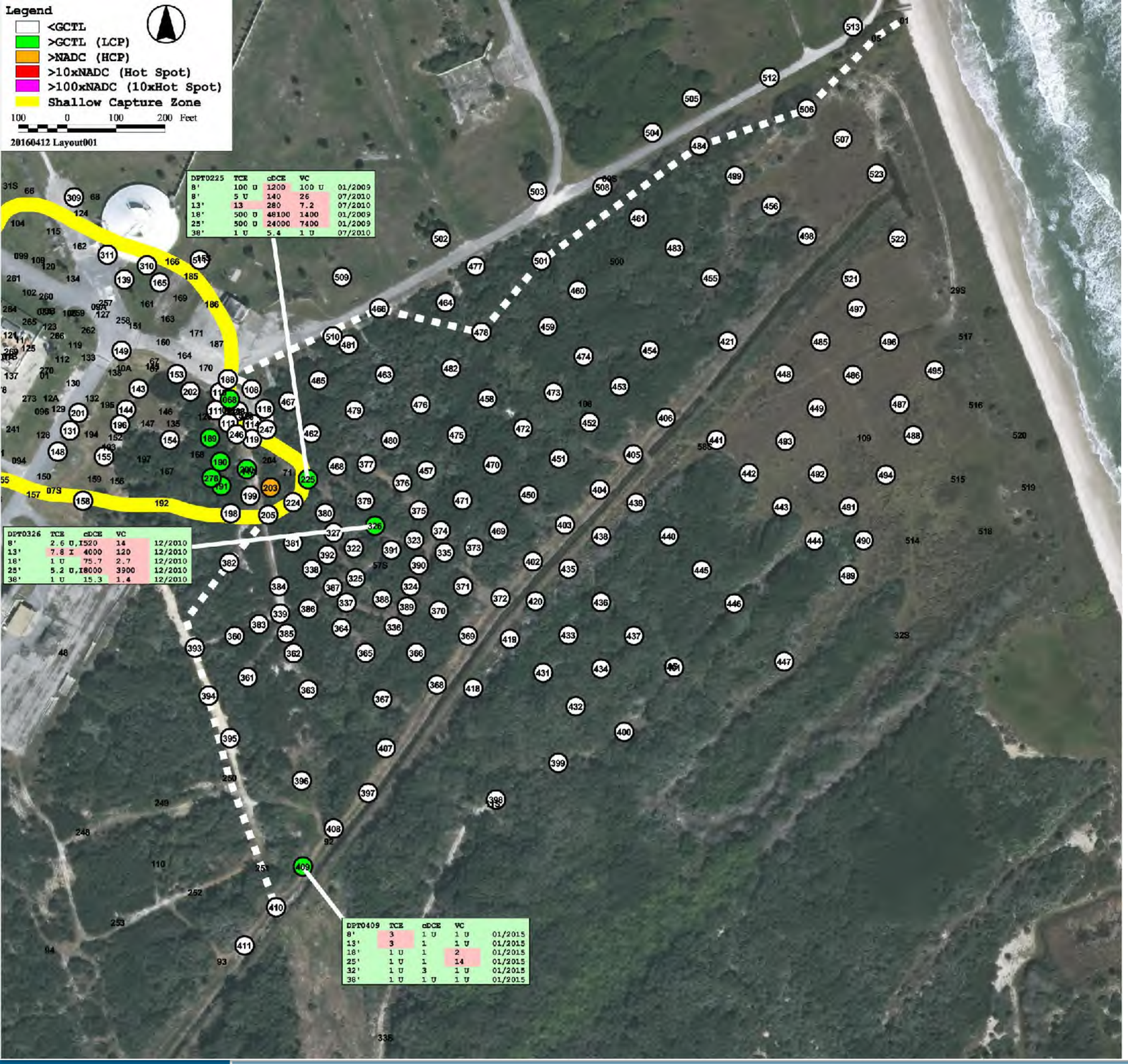

DPTs 0225 and 0326 are only samples in this interval that exceeded GCTL with concentrations of 13 and 7.8 ug/L

DPT0409 had TCE concentration at GCTL, therefore no contours were generated for this interval

Propose TCE delineation in this interval

TCE, Interval: 10 to 15 feet bls

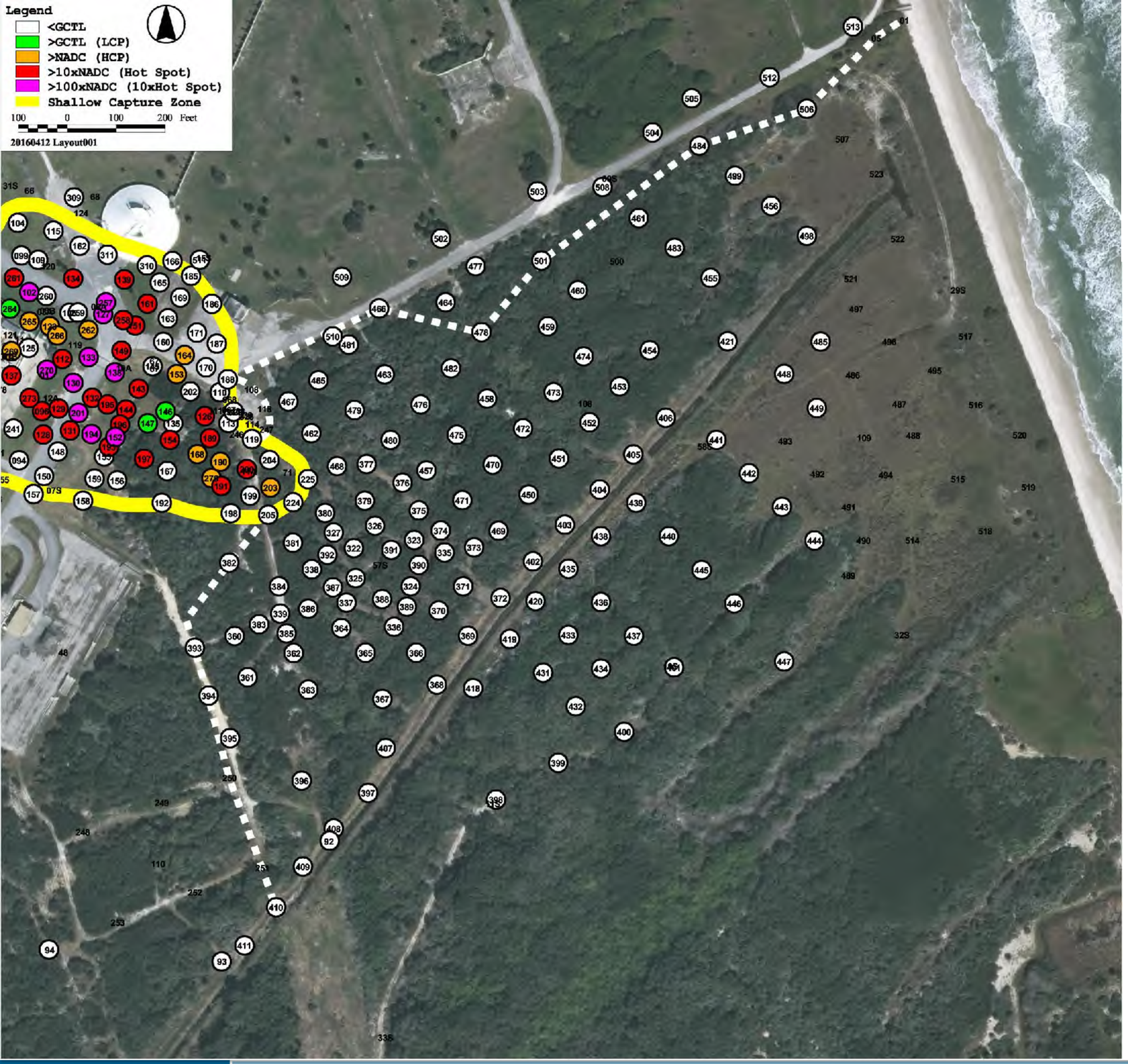

No samples exceeded TCE GCTL in this interval

Propose TCE delineation in this interval

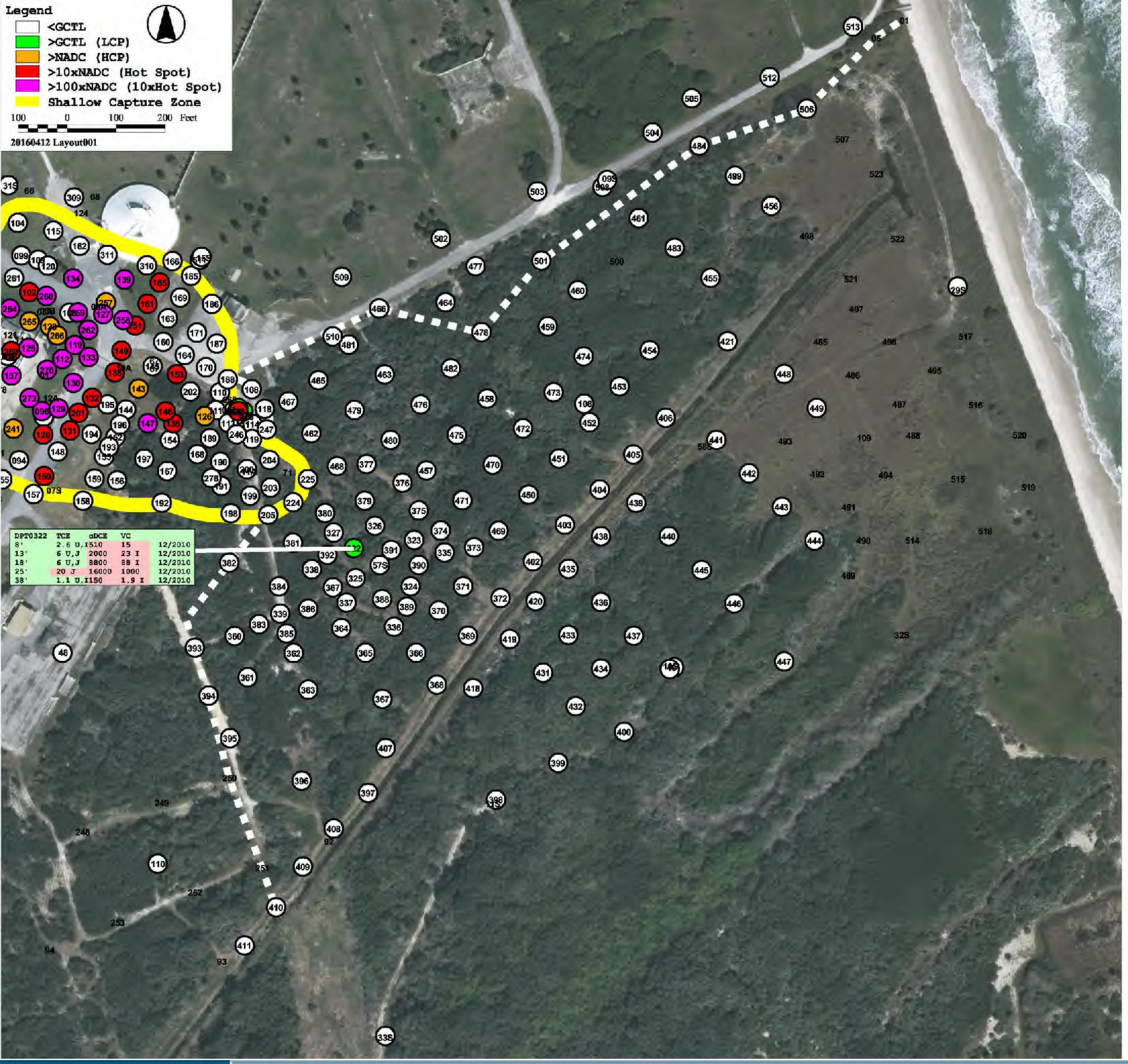

DPT0322 is only sample in this interval that exceeded GCTL with concentration of 20 J ug/L

Propose TCE delineation in this interval

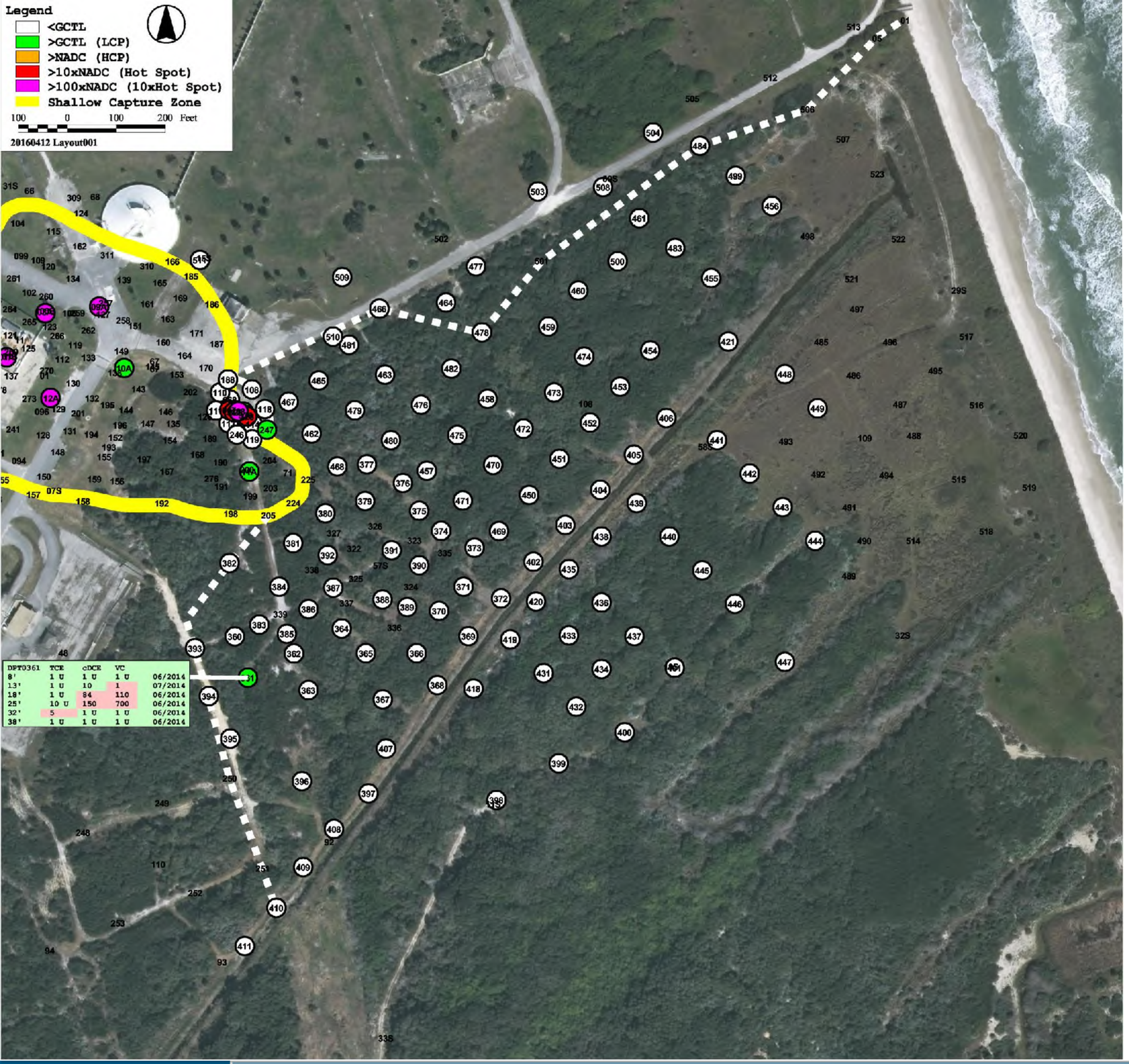

DPT0361 is only sample in this interval that exceeded GCTL with concentration of 5 ug/L

Propose TCE delineation in this interval

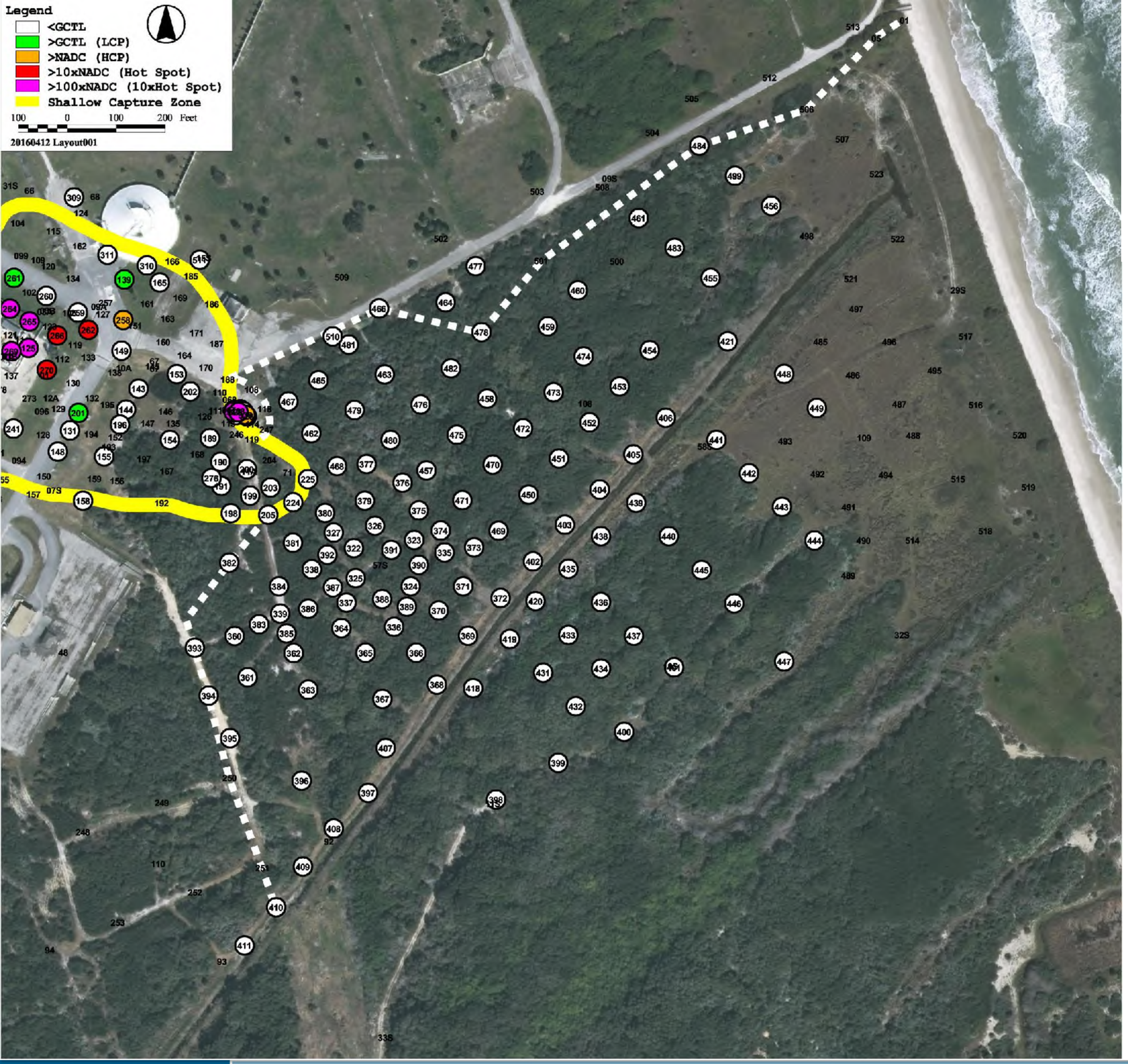

No samples exceeded TCE GCTL in this interval

Propose TCE delineation in this interval

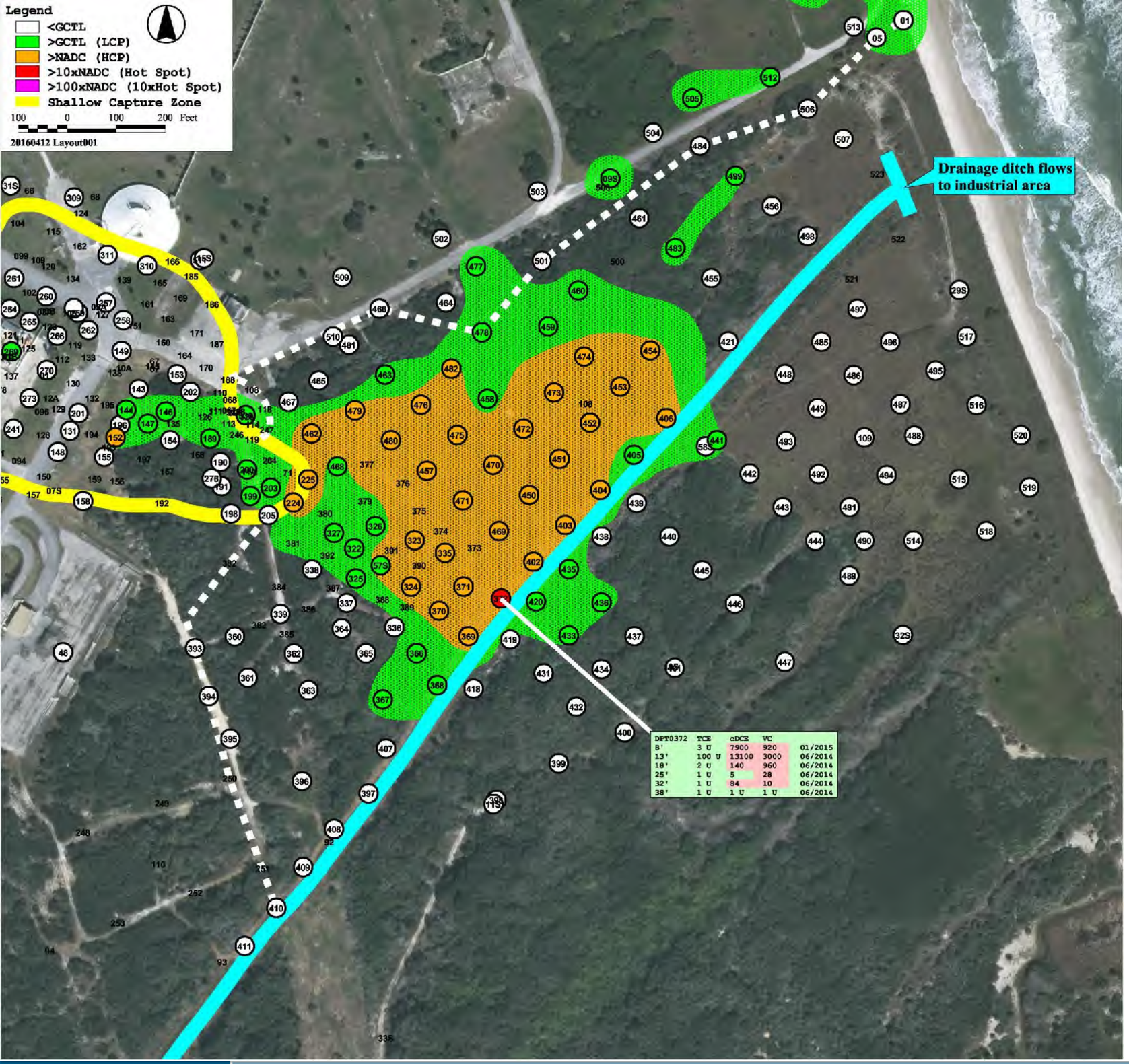

LCP and HCP present in this interval

DPT0372 has maximum cDCE (7,900 ug/L) detected in this interval that exceeds 10xNADC

Drainage ditch appears to be influencing plume, wet and dry seasons likely influence hydraulic recharge and discharge

Propose cDCE delineation in this interval

cDCE, Interval: 0 to 10 feet bls

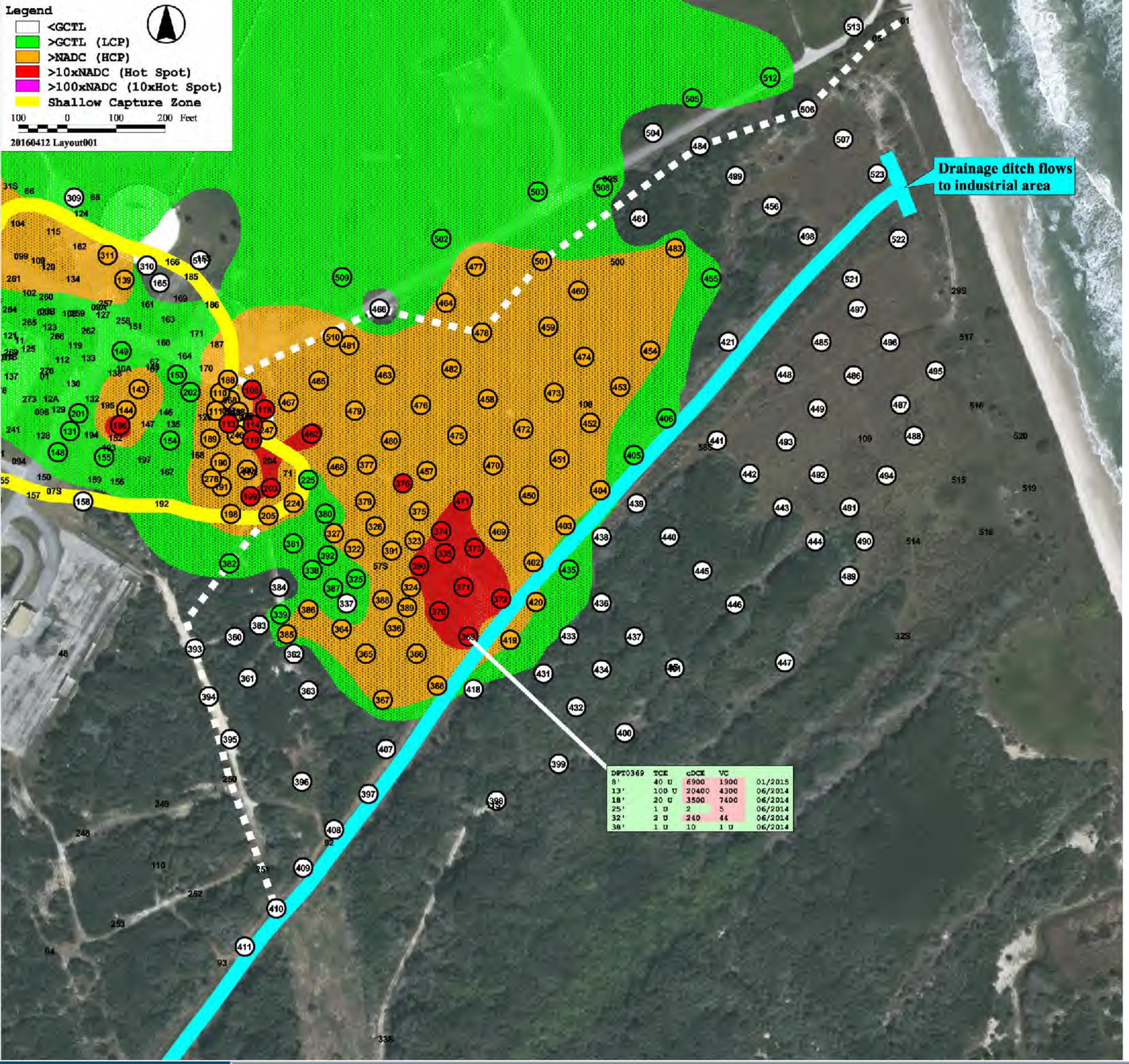

LCP, HCP, and Hot Spot present in this interval

DPT0369 has maximum cDCE (20,400 ug/L) detected in this interval that exceeds 10xNADC

Drainage ditch appears to be influencing plume, wet and dry seasons likely influence hydraulic recharge and discharge

Propose cDCE delineation in this interval

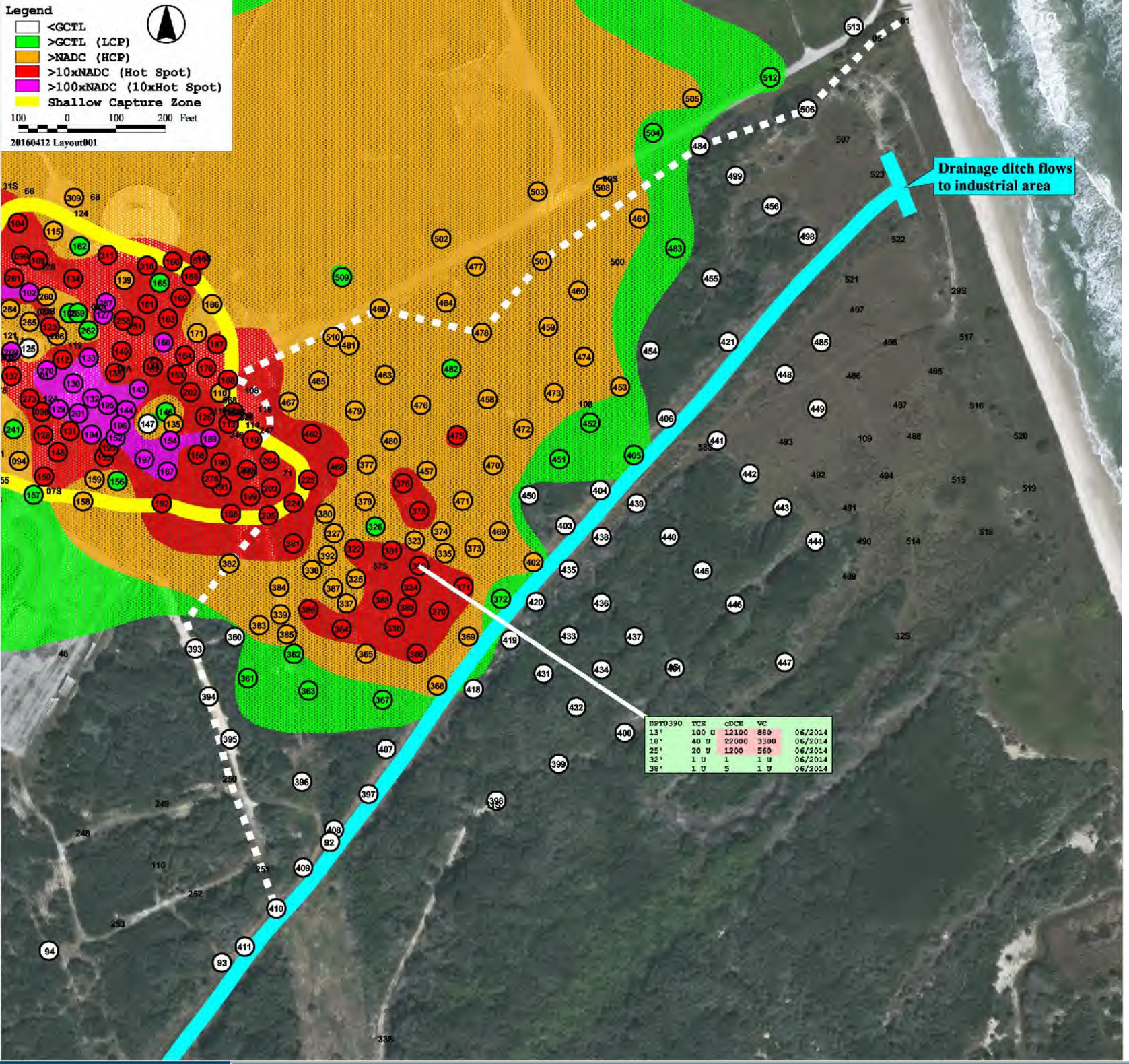

LCP, HCP, and Hot Spot present in this interval

DPT0390 has maximum cDCE (22,000 ug/L) detected in this interval that exceeds 10xNADC

Drainage ditch appears to be influencing plume, wet and dry seasons likely influence hydraulic recharge and discharge

Propose cDCE delineation in this interval

cDCE, Interval: 15 to 20 feet bls

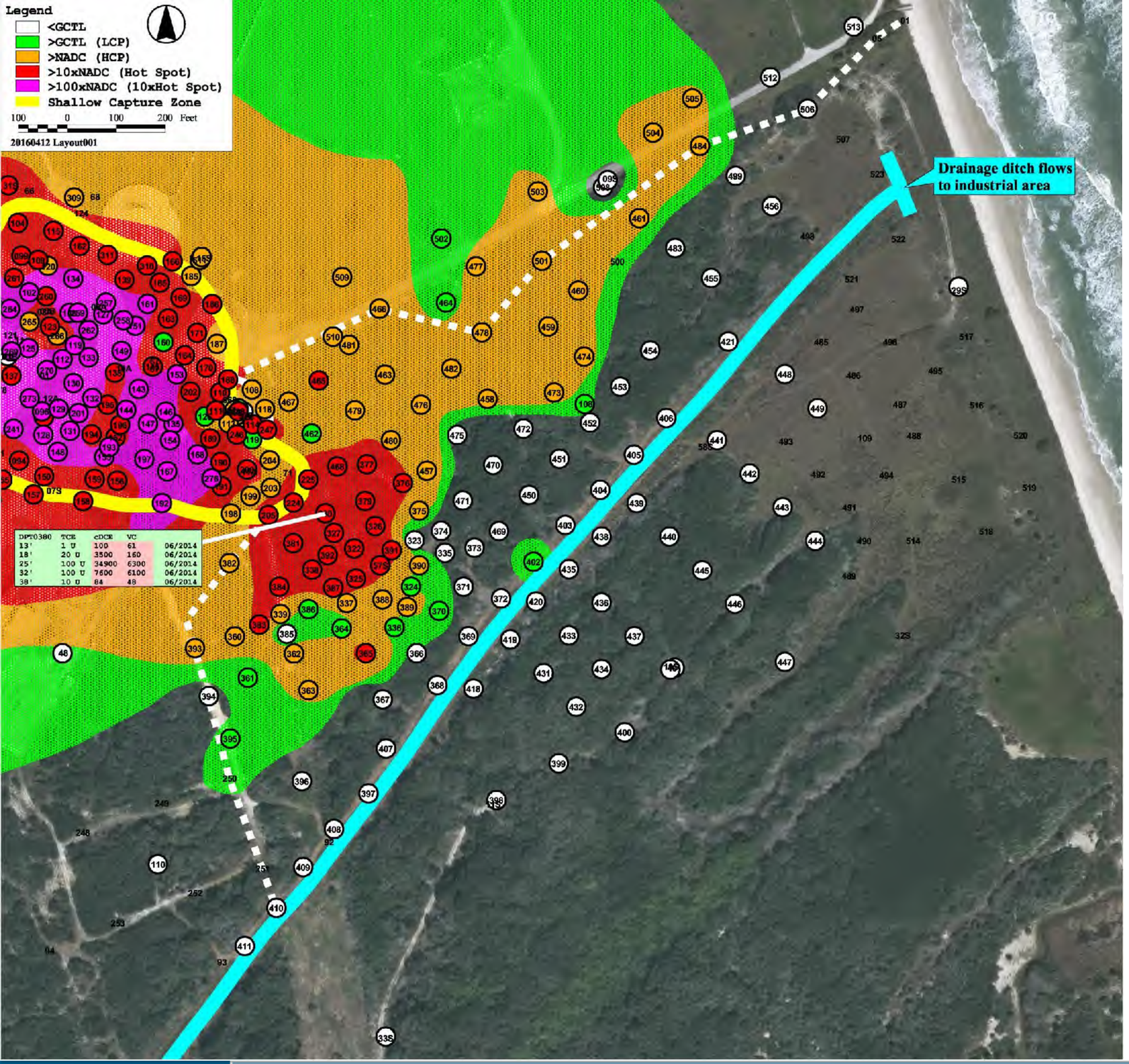

LCP, HCP, and Hot Spot present in this interval

DPT0380 has maximum cDCE (34,900 ug/L) detected in this interval that exceeds 10xNADC

cDCE stops prior to drainage ditch

Propose cDCE delineation in this interval

cDCE, Interval: 20 to 28 feet bls

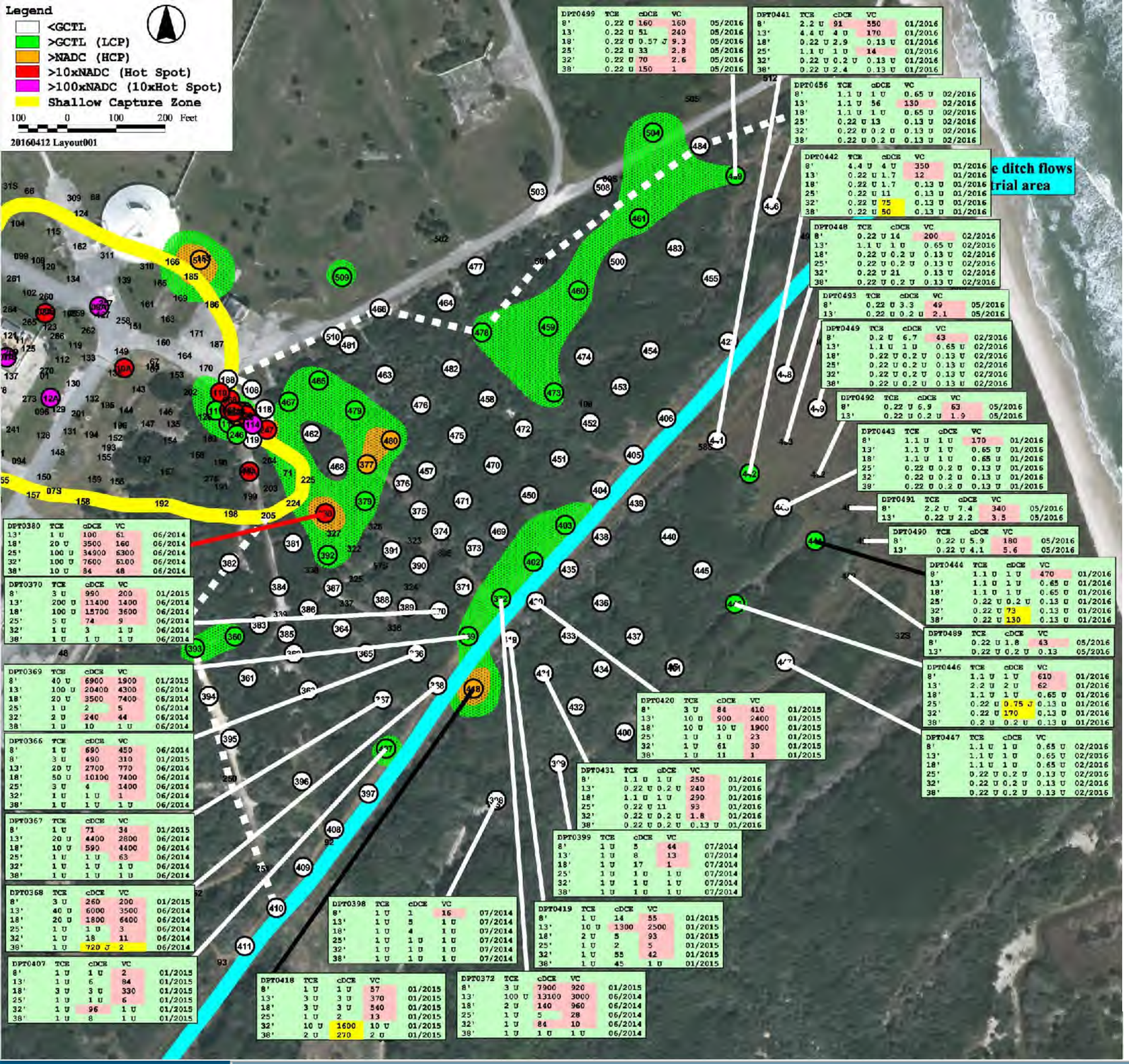

LCP and HCP present in this interval, only DPT0380 exceeds 10xNADC

LCP along drainage ditch

DPT0380 has maximum cDCE (7,600 ug/L) detected in this interval that exceeds 10xNADC

DPT0418 32’ cDCE detection of 1,600 ug/L appears to be suspect, propose not using for delineation and eliminating LCP and HCP around this sample

Propose cDCE delineation in this interval

cDCE, Interval: 28 to 34 feet bls

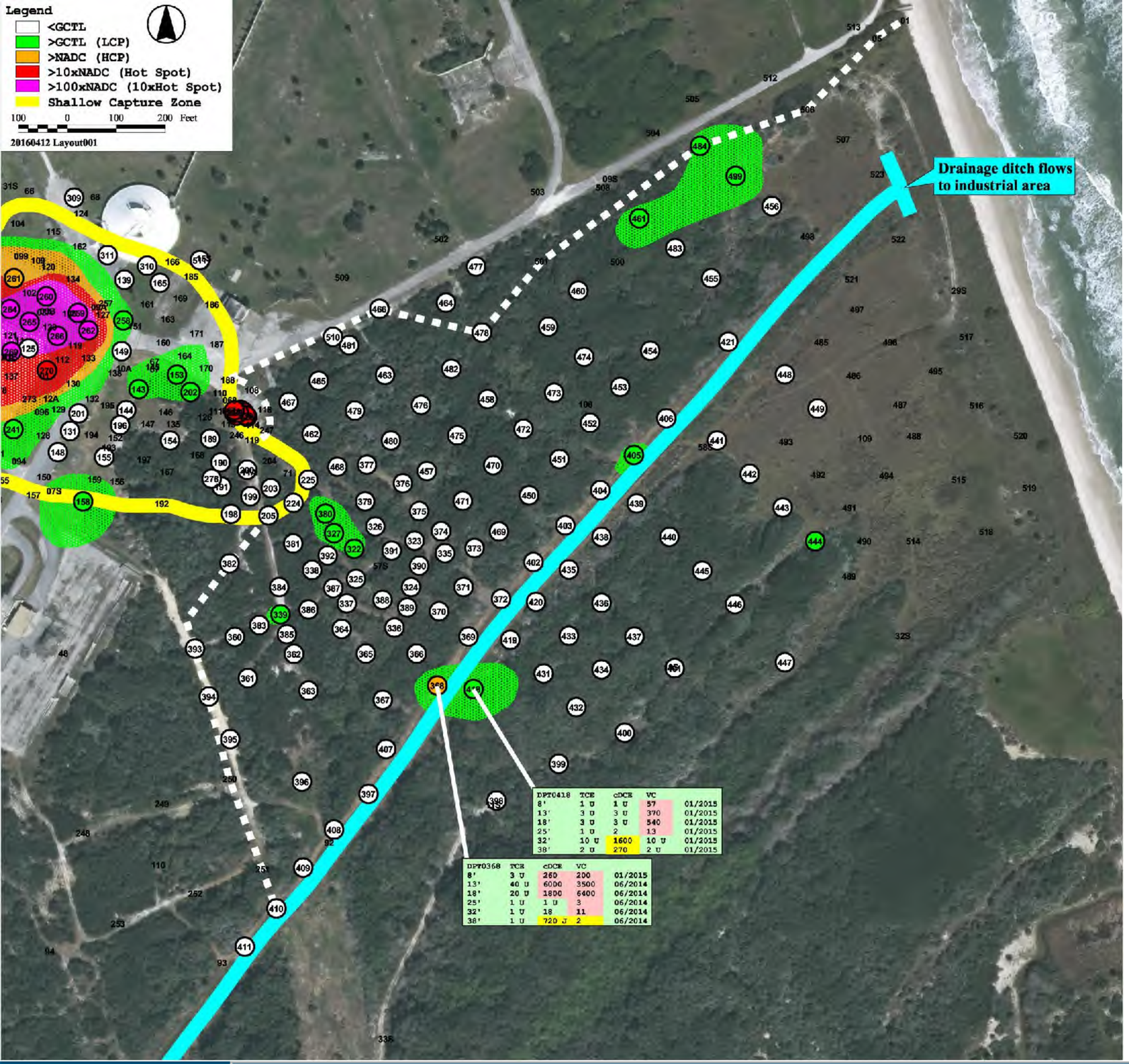

LCP and HCP present in this interval

DPTs 0368 and 0418 38' cDCE detections of 720 J and 270 ug/L appear to be suspect, propose not using for delineation and eliminating LCP and HCP around these samples

Propose cDCE delineation in this interval

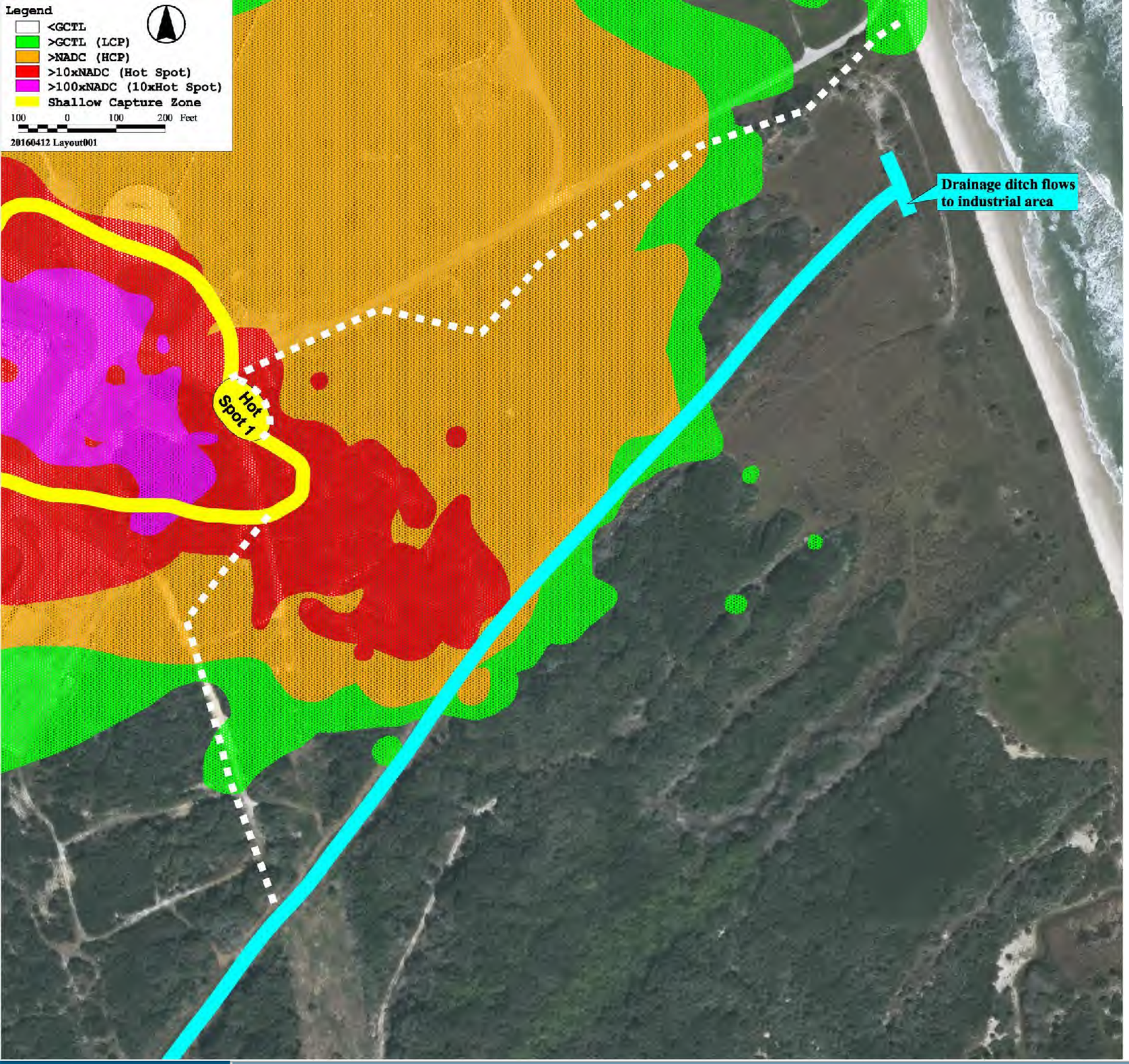

All intervals combined for cDCE plume

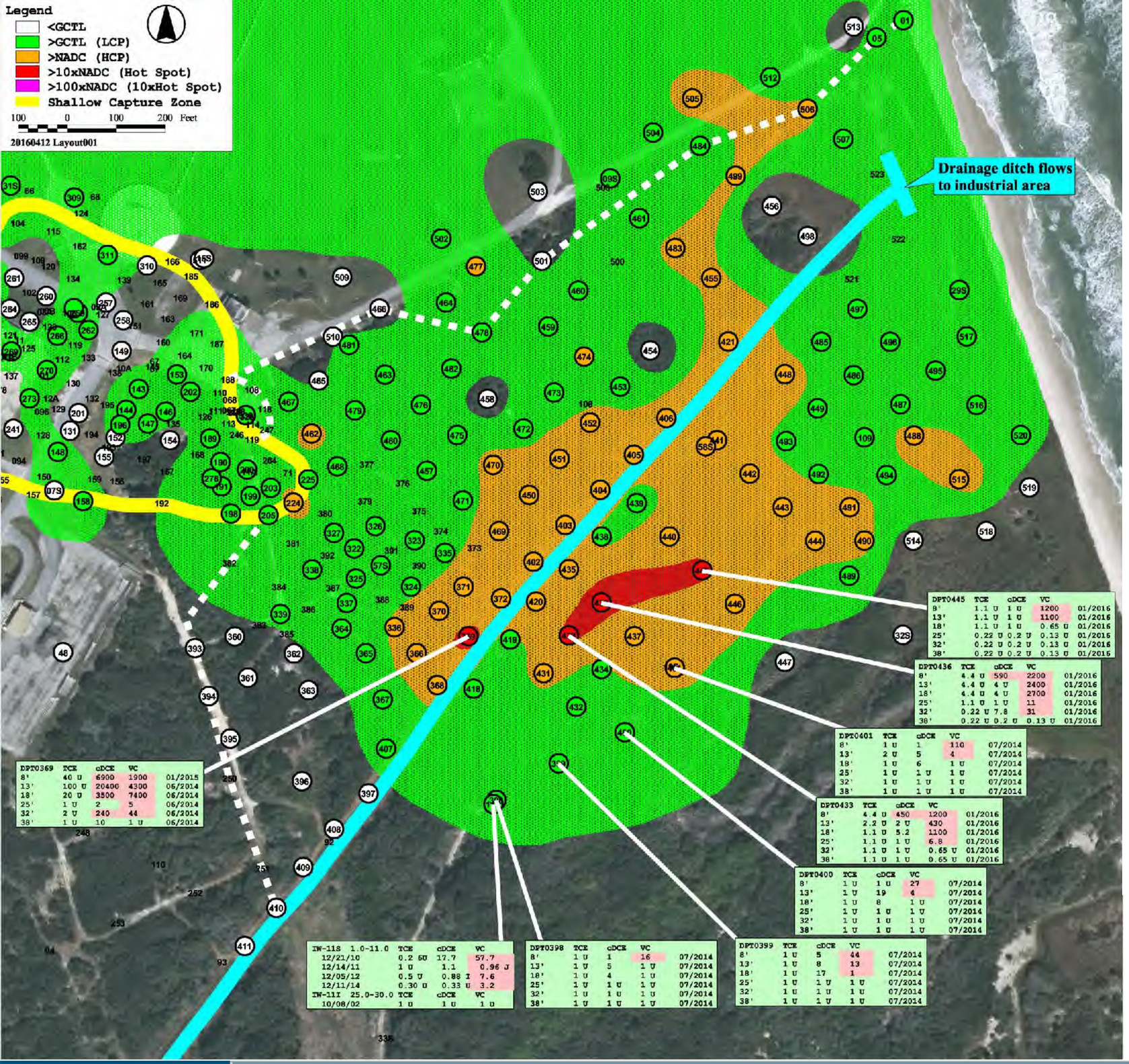

LCP, HCP, and Hot Spot are present in this interval and have passed beyond the drainage ditch

DPT0369 upstream of ditch and DPTs 0433, 0436, and 0445 downstream of ditch have VC detections exceeding 10xNADC at 1900, 1200, 2200, and 1200 ug/L

Access issues precluded collecting clean samples beyond IW11S and DPTs 0398, 0399, and 0400, VC detections are low level at 3.2, 16, 44, and 27 ug/L, propose these are adequate for LCP delineation in this interval

Propose VC delineation in this interval

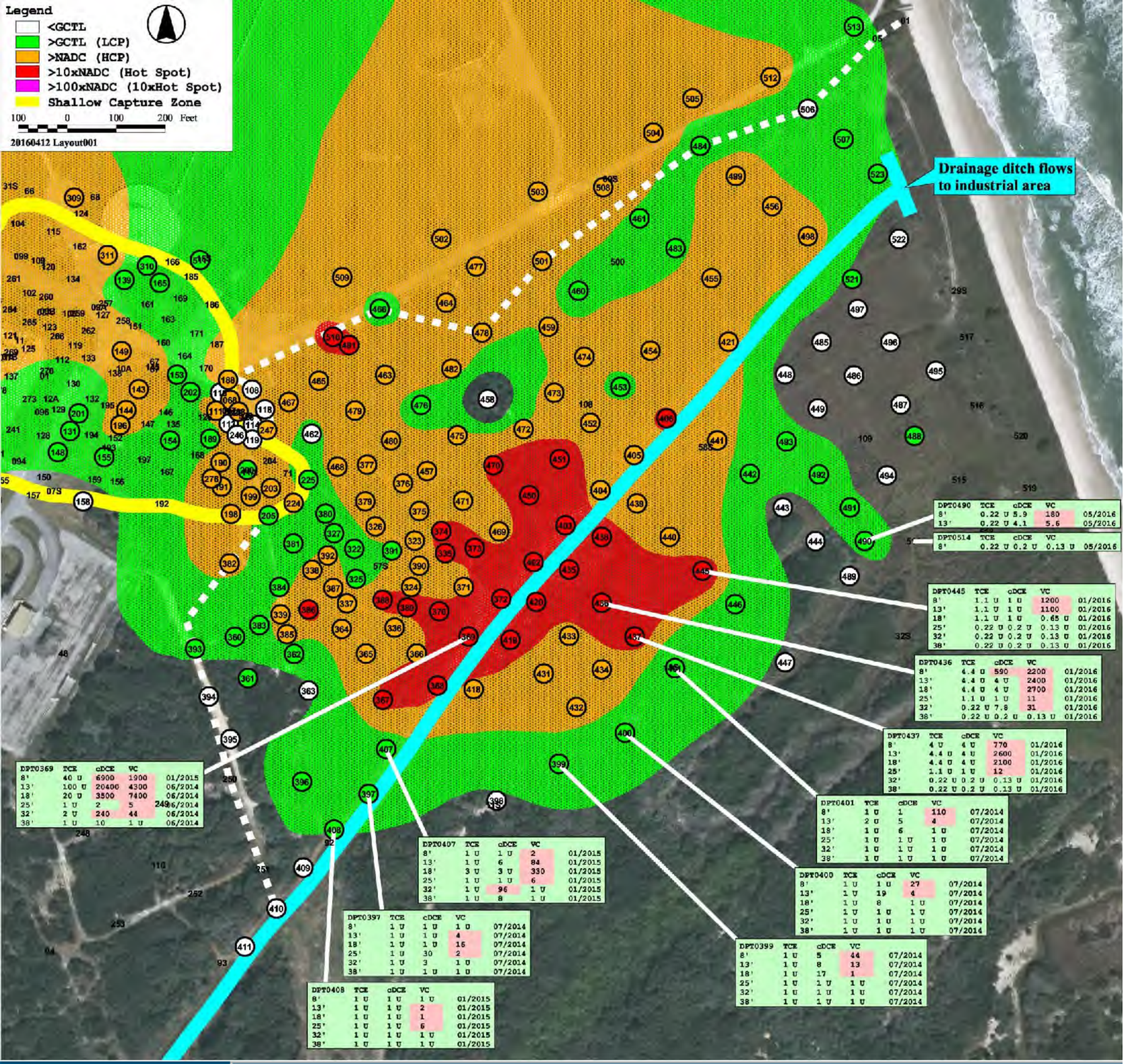

LCP, HCP, and Hot Spot are present in this interval and have passed beyond the drainage ditch

DPT0369 has maximum VC detection of 4300 ug/L in this interval, downstream detections in DPTs 0437, 0436, and 0445 shown exceed 10xNADC at 2600, 2400, and 1100 ug/L

Access issues precluded collecting clean samples beyond DPTs 0399, 0400, and 0401, VC detections are low level at 13, 4, and 4 ug/L, propose these are adequate for LCP delineation in this interval

Propose DPTs 0408, 0397, and 0490 are adequate for LCP delineation

Propose VC delineation in this interval

VC, Interval: 10 to 15 feet bls

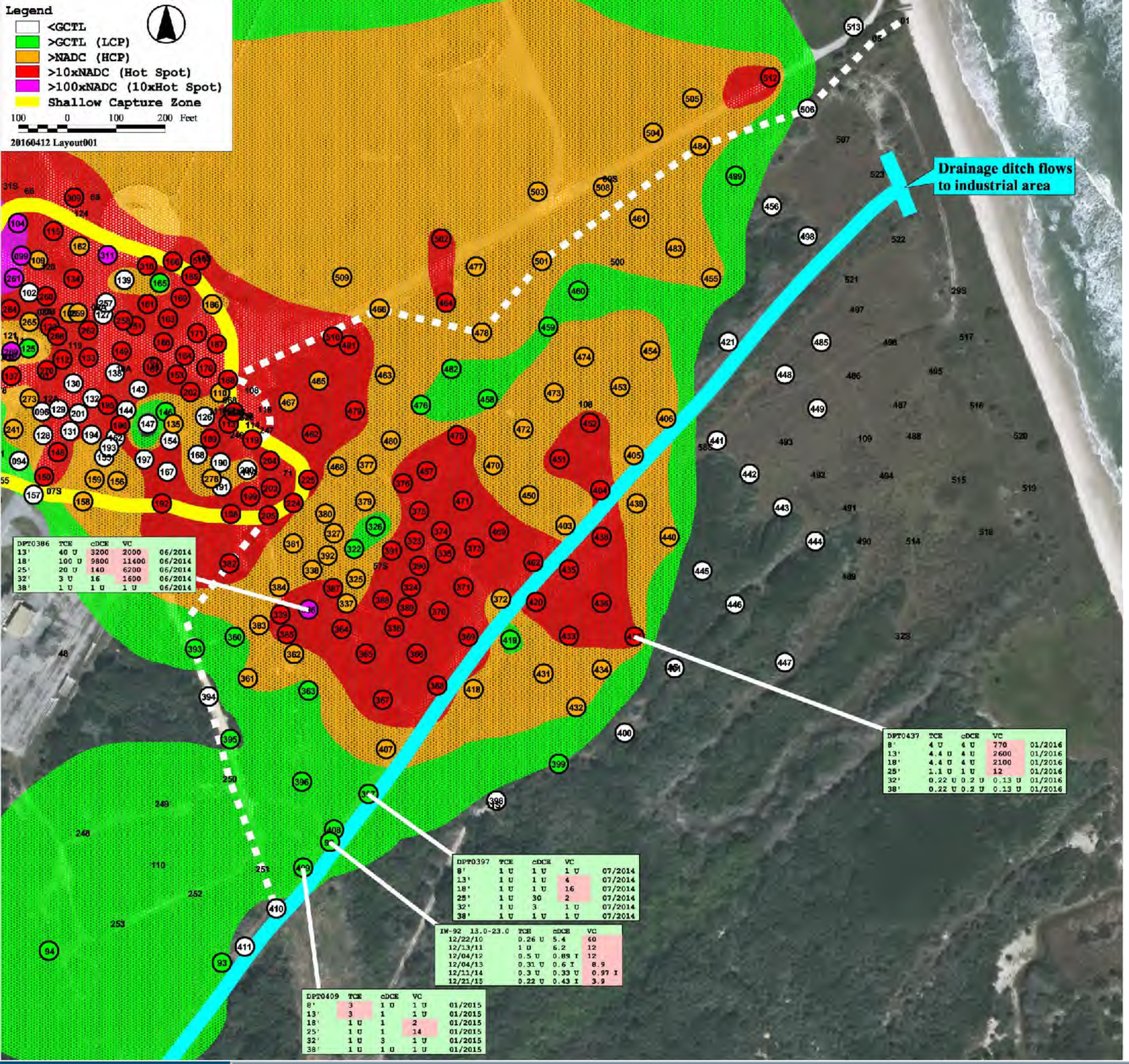

LCP, HCP, and Hot Spot are present in this interval and have passed beyond the drainage ditch

DPT0386 has maximum VC detection of 11,400 ug/L in this interval

Propose DPTs 0409 and 0397 are adequate for LCP delineation

Propose VC delineation in this interval

VC, Interval: 15 to 20 feet bls

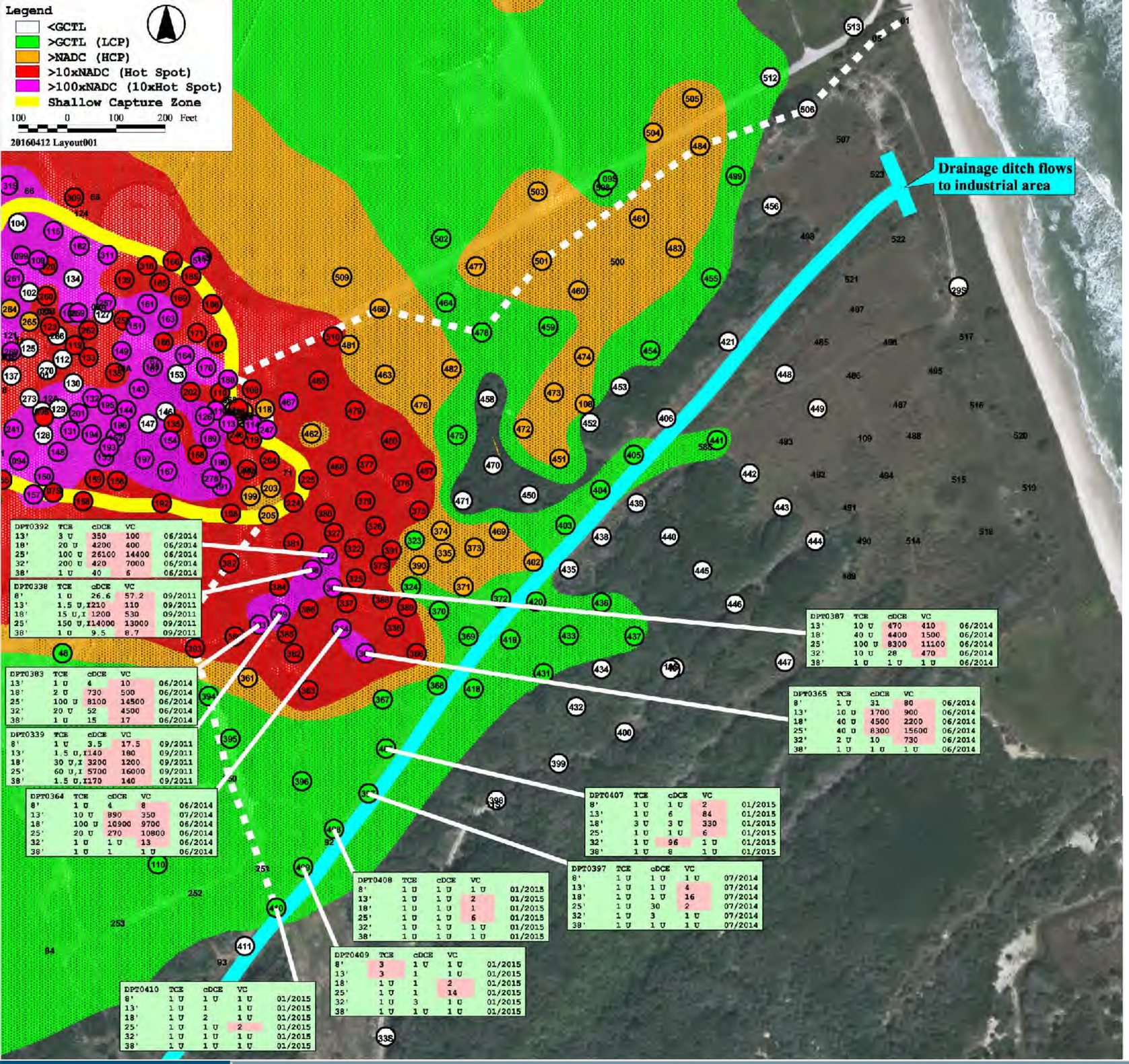

LCP, HCP, Hot Spot, and 10xHot Spot are present in this interval, only LCP has passed beyond the drainage ditch

DPTs 0338, 0339, 0364, 0365, 0383, 0387, and 0392 have VC detections exceeding 100xNADC, maximum of 16000 ug/L at DPT0339

Propose DPTs 0410, 0409, 0408, 0397, and 0407 are adequate for LCP delineation

Propose VC delineation in this interval

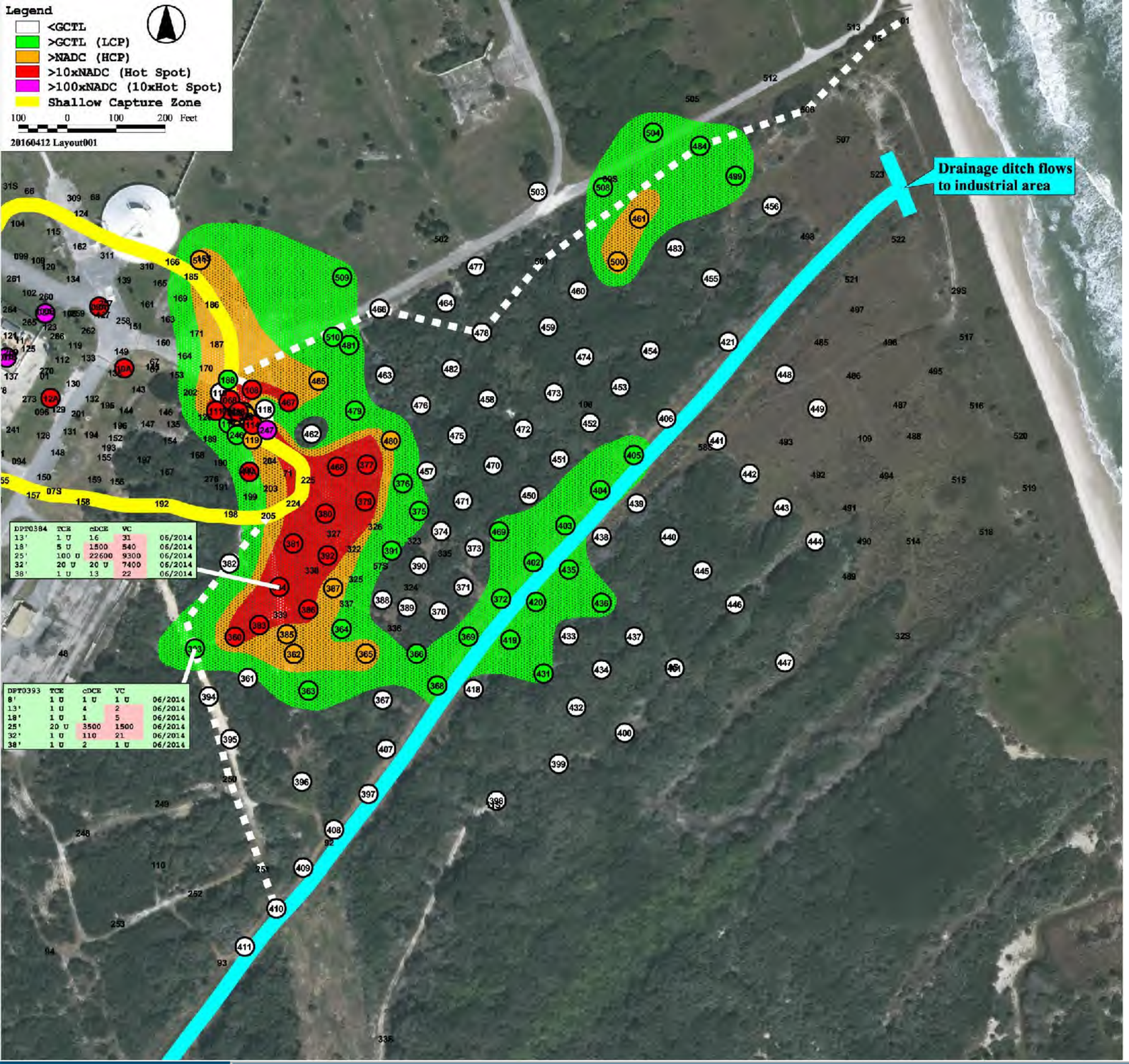

LCP, HCP, and Hot Spot are present in this interval, only LCP has passed beyond the drainage ditch

DPT0384 has maximum VC detection 7400 ug/L exceeding 10xNADC

Propose DPT0393 is adequate for LCP delineation

Propose VC delineation in this interval

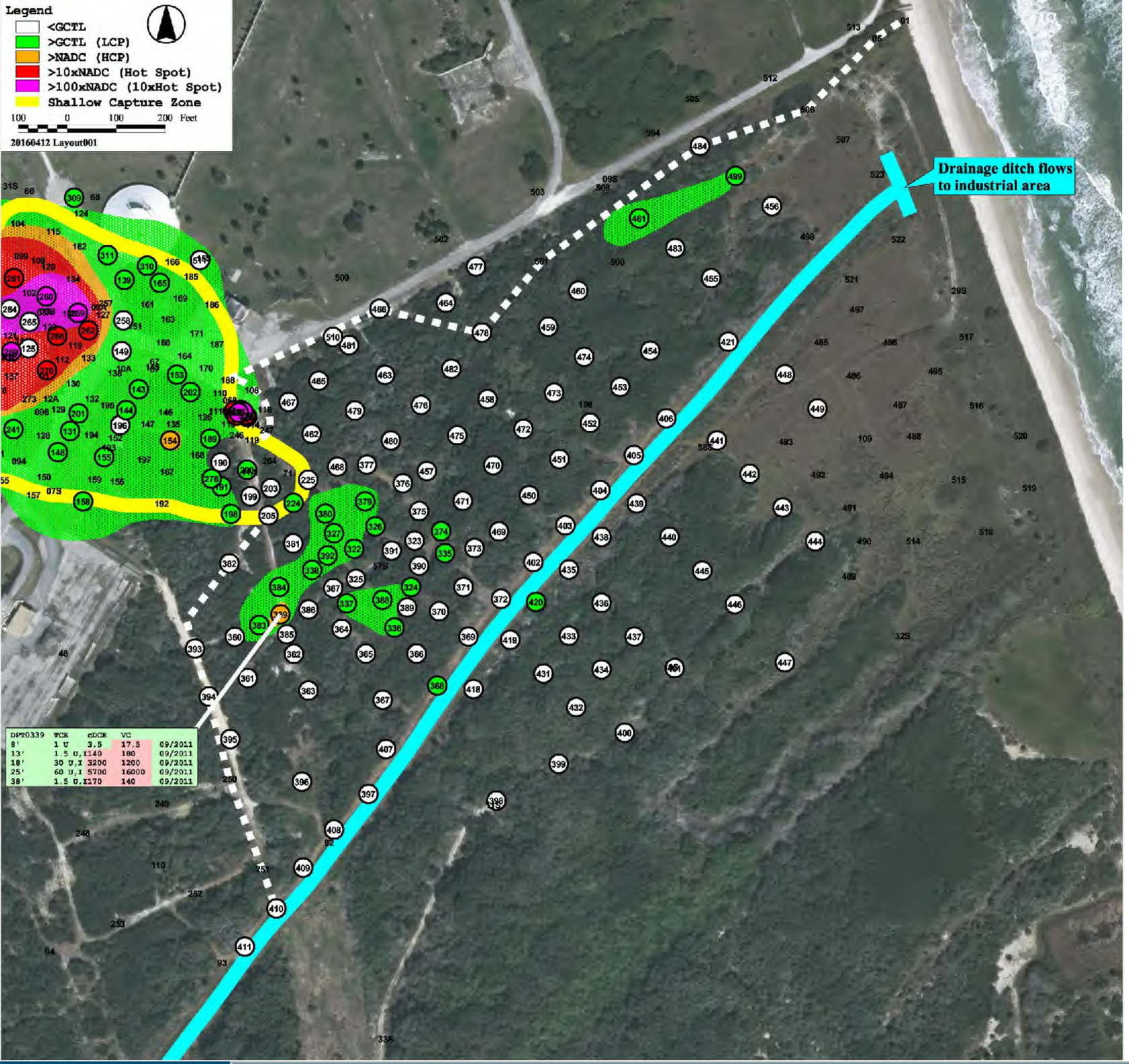

LCP present in this interval

DPT0339 has only VC detection exceeding NADC at 140 ug/L, this location also had the highest detection in 20’ to 28’ interval

Propose VC delineation in this interval

VC, Interval: 34 to 40 feet bls

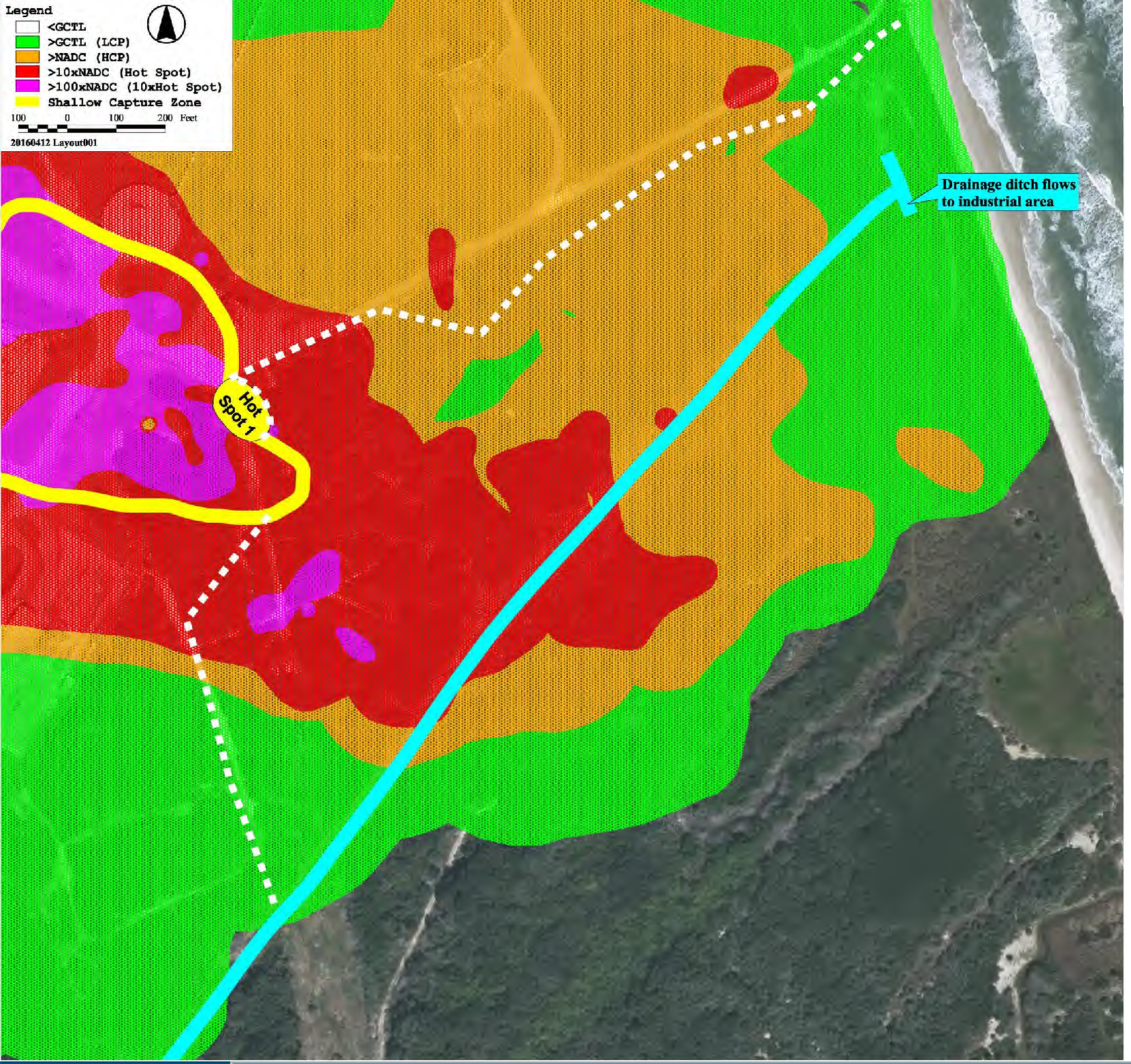

All intervals combined for VC plume

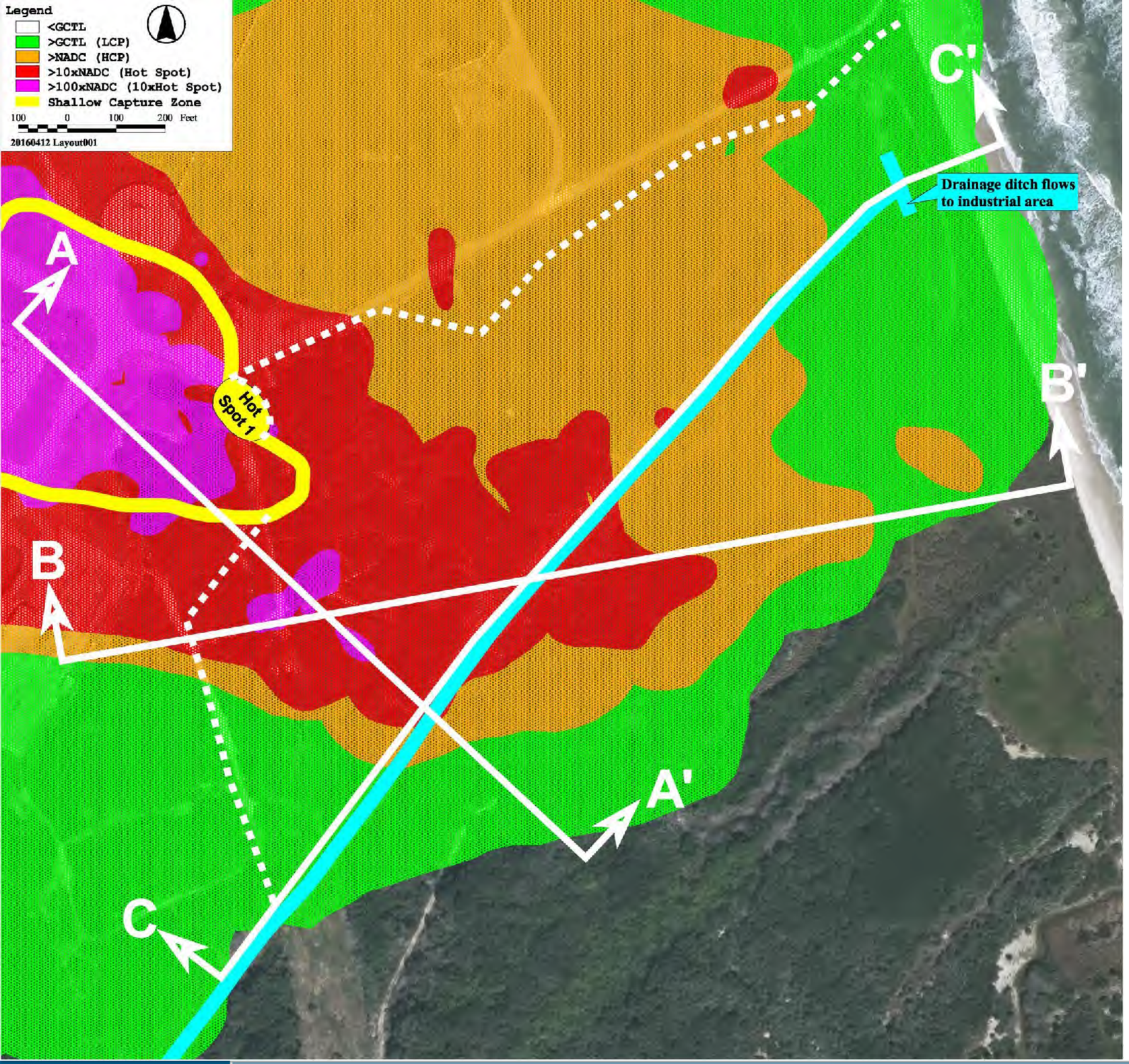

Hot Spot 6 Area of Investigation (HS6) plume has very little TCE and is comprised of cDCE and VC to a depth of 40’ BLS

Upgradient source is within and being treated by the Hydraulic Capture IM system, to date over 50,000 pounds of VOCs have been destroyed

Source upgradient to HS6 is within and being treated by Hydraulic Capture IM system

Propose TCE is vertically delineated for HS6 on this cross section

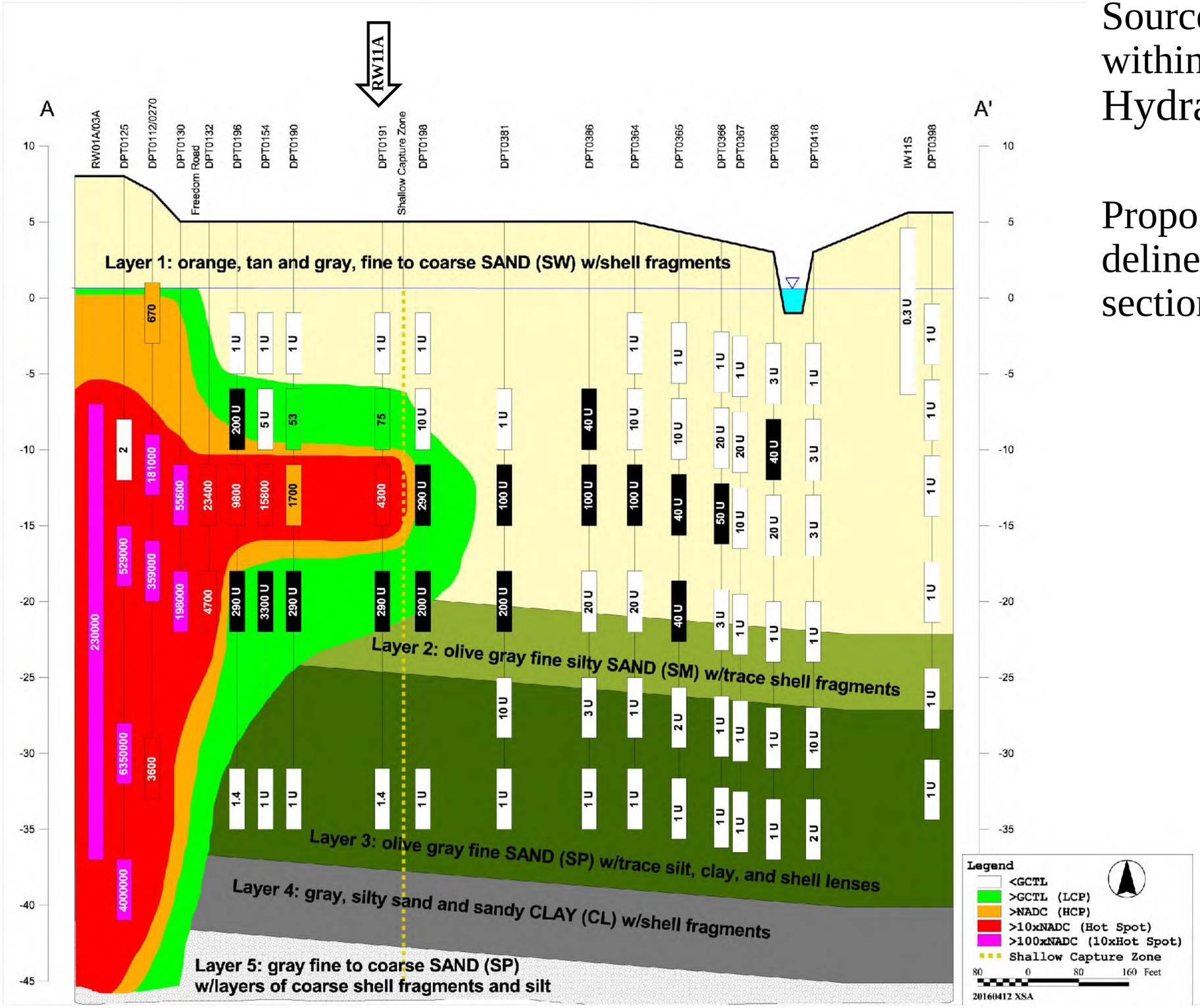

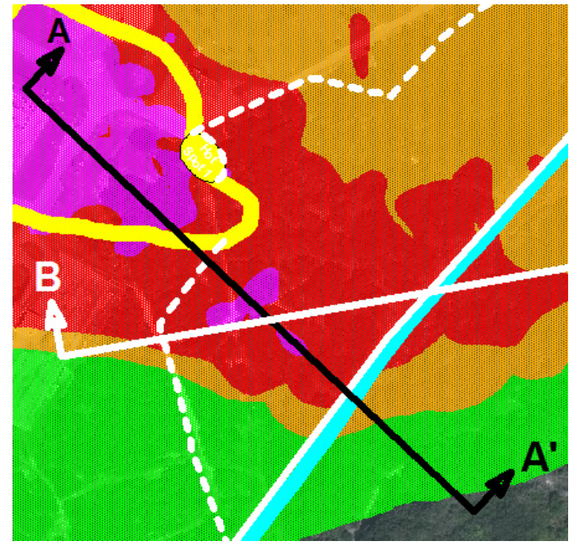

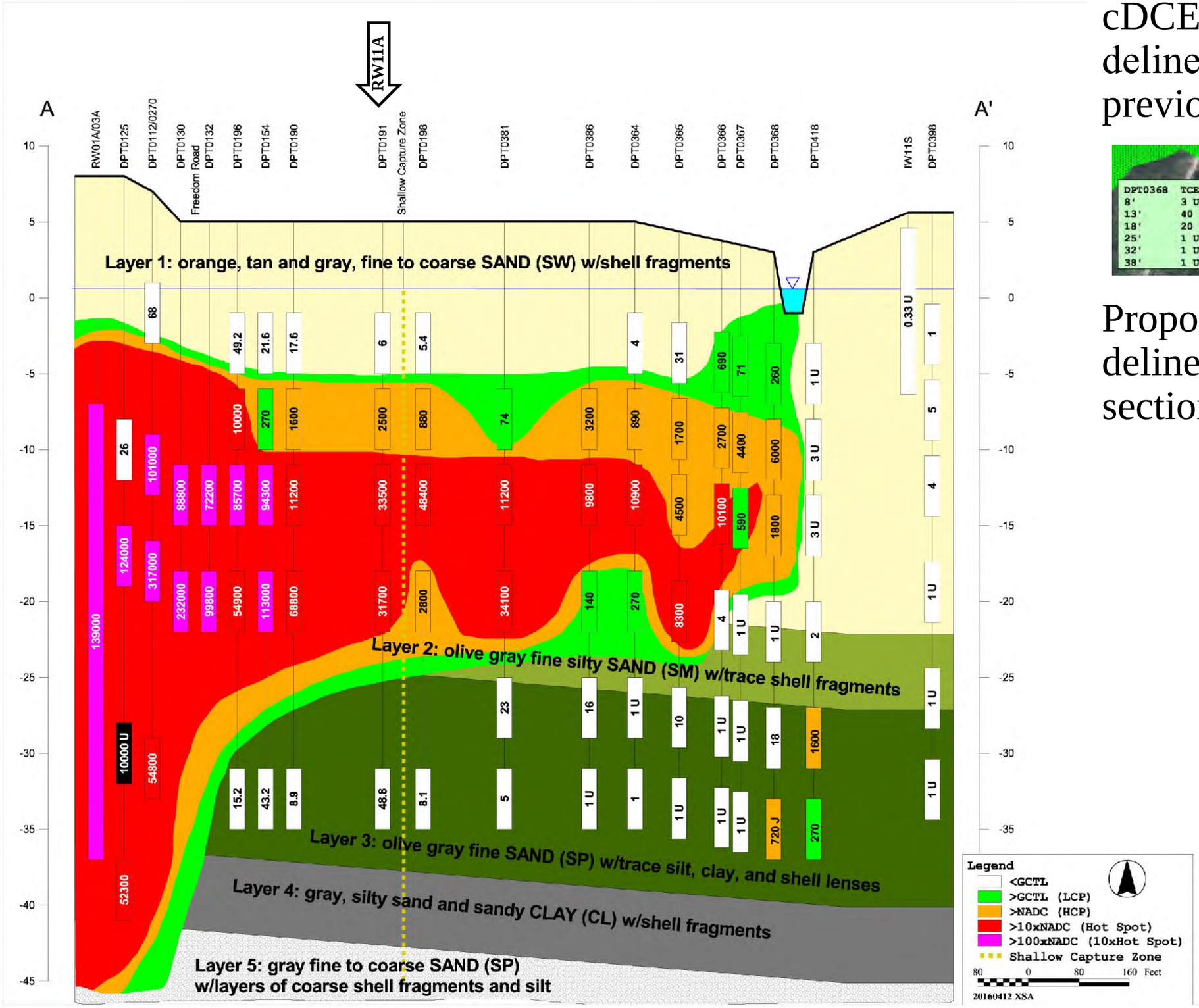

cDCE "Suspect results not used in delineation" results discussed previously



DPT0368	TCE	cDCE	VC	
8'	3 U	260	200	01/2015
13'	40 U	6000	3500	06/2014
18'	20 U	1800	6400	06/2014
25'	1 U	1 U	3	06/2014
32'	1 U	18	11	06/2014
38'	1 U	720 J	2	06/2014

DPT0418	TCE	cDCE	VC	
8'	1 U	1 U	57	01/2015
13'	3 U	3 U	370	01/2015
18'	3 U	3 U	540	01/2015
25'	1 U	2	13	01/2015
32'	10 U	1600	10 U	01/2015
38'	2 U	270	2 U	01/2015

Propose cDCE is vertically delineated for HS6 on this cross section

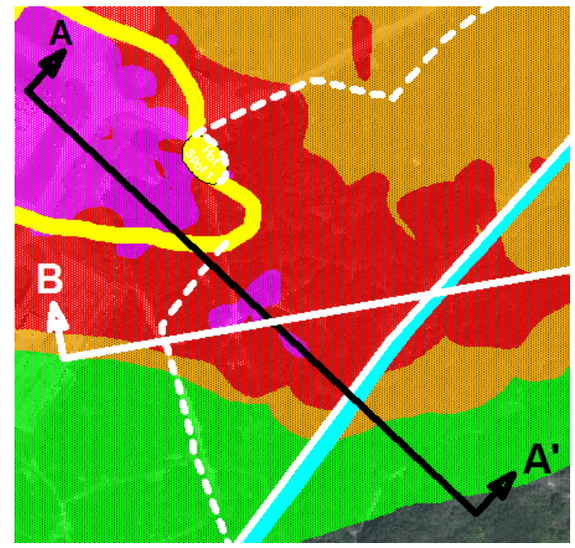

Propose VC is vertically delineated for HS6 on this cross section

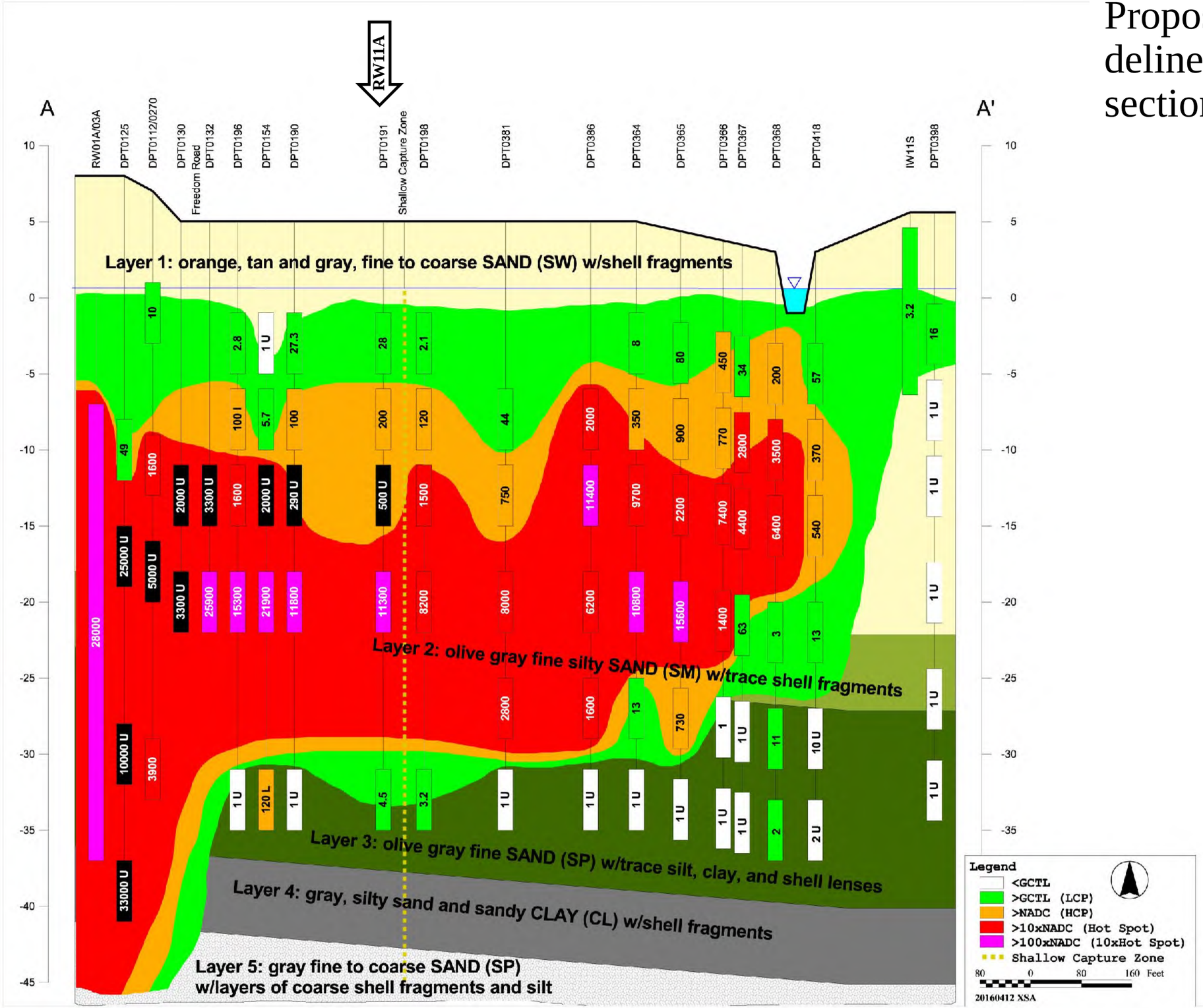

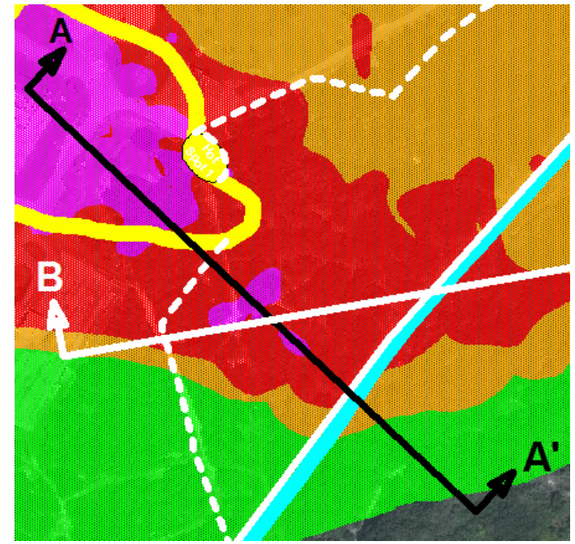

HS6 plume is above Layer 4 along this cross section

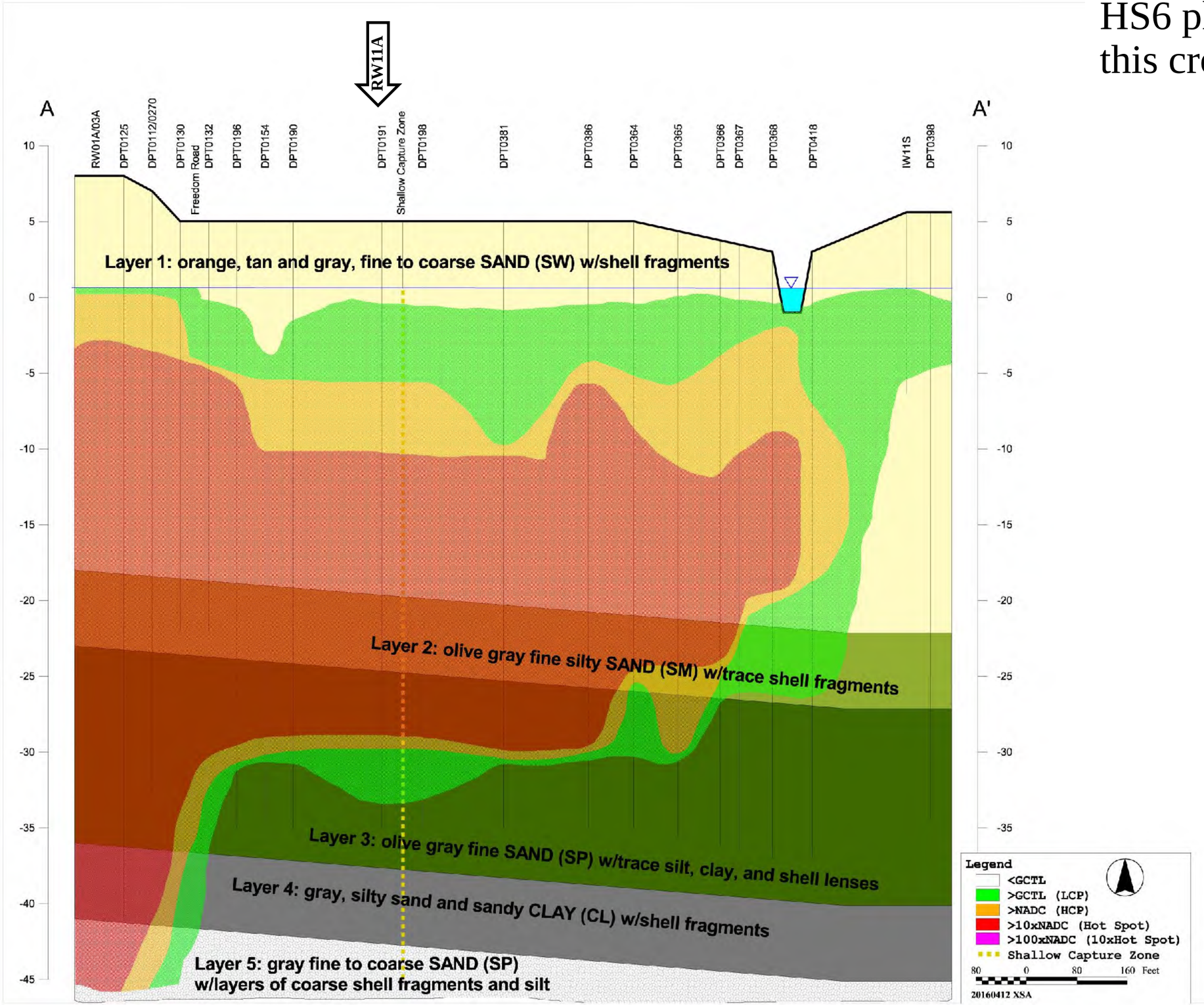

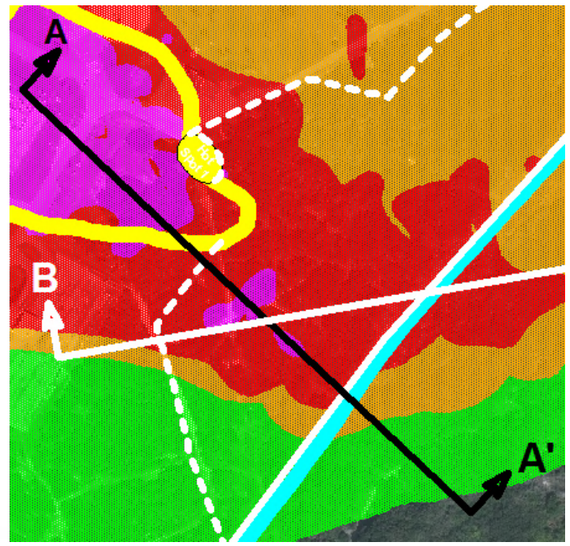

Cross Section A-A' – Composite Plume

Propose TCE is vertically delineated for HS6 on this cross section

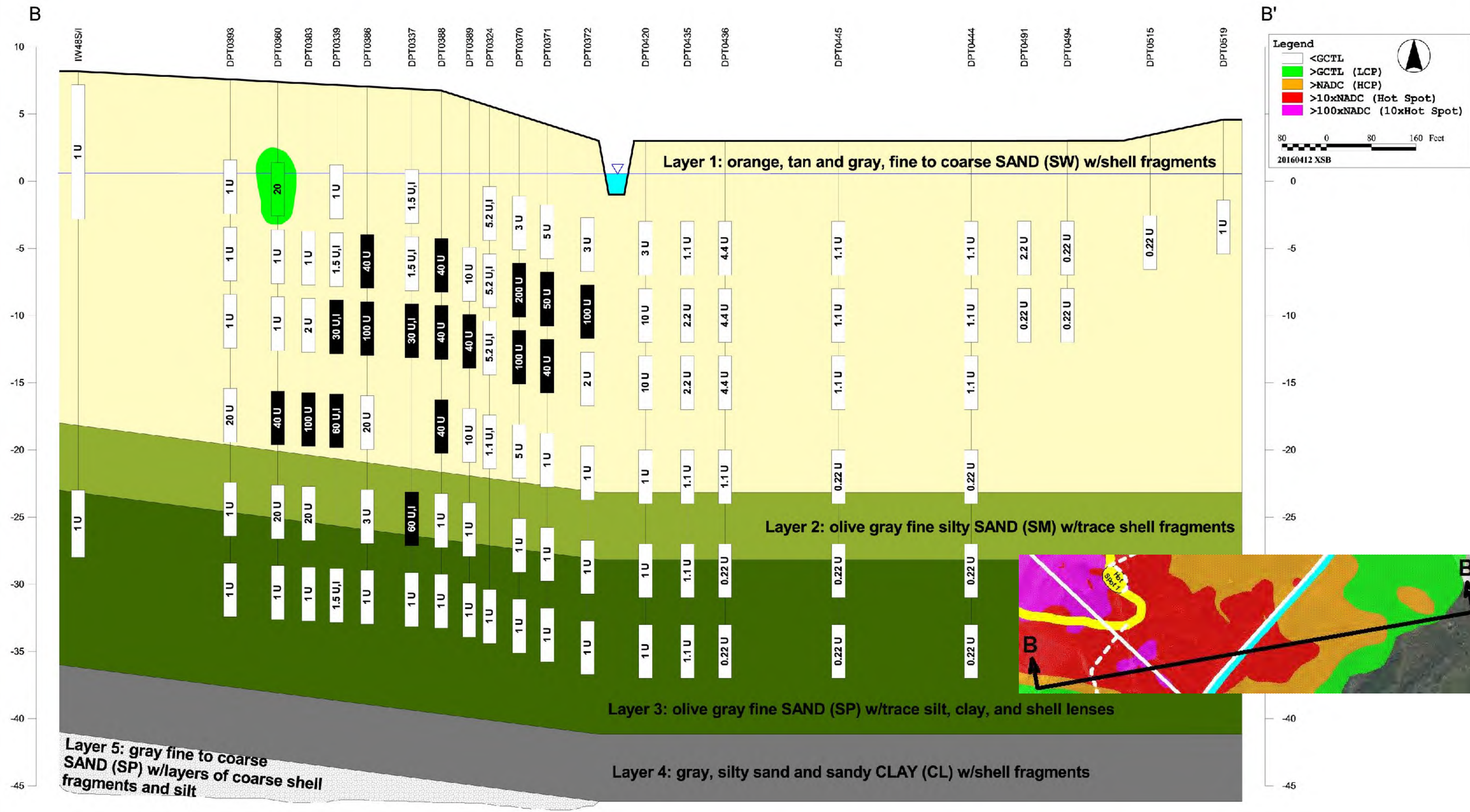

B

B'

IW48S/I | DPT0393 | DPT0360 | DPT0383 | DPT0339 | DPT0386 | DPT0337 | DPT0388 | DPT0389 | DPT0324 | DPT0370 | DPT0371 | DPT0372 | DPT0420 | DPT0435 | DPT0436 | DPT0445 | DPT0444 | DPT0491 | DPT0494 | DPT0515 | DPT0519

10 | 5 | 0 | -5 | -10 | -15 | -20 | -25 | -30 | -35 | -40 | -45

Layer 1: orange, tan and gray, fine to coarse SAND (SW) w/shell fragments

Layer 2: olive gray fine silty SAND (SM) w/trace shell fragments

Layer 3: olive gray fine SAND (SP) w/trace silt, clay, an

Layer 4: gray, silty sand and sandy CLAY (CL) w/shell

Legend
- <GCTL
- >GCTL (LCP)
- >NADC (HCP)
- >10xNADC (Hot Spot)
- >100xNADC (10xHot Spot)

80 0 80 160 Feet

20160412 XSB

DPT0444 32’ and 38’ suspect results

Propose cDCE is vertically delineated for HS6 on this cross section with the exception of DPT0339

DPT0444	TCE	cDCE	VC	
8'	1.1 U	1 U	470	01/2016
13'	1.1 U	1 U	0.65 U	01/2016
18'	1.1 U	1 U	0.65 U	01/2016
25'	0.22 U	0.2 U	0.13 U	01/2016
32'	0.22 U	73	0.13 U	01/2016
38'	0.22 U	130	0.13 U	01/2016

DPT0339	TCE	cDCE	VC	
8'	1 U	3.5	17.5	09/2011
13'	1.5 U,I	140	180	09/2011
18'	30 U,I	3200	1200	09/2011
25'	60 U,I	5700	16000	09/2011
38'	1.5 U,I	170	140	09/2011



Cross Section B-B’ - cDCE

Propose VC is vertically delineated for HS6 on this cross section with the exception of DPT0339

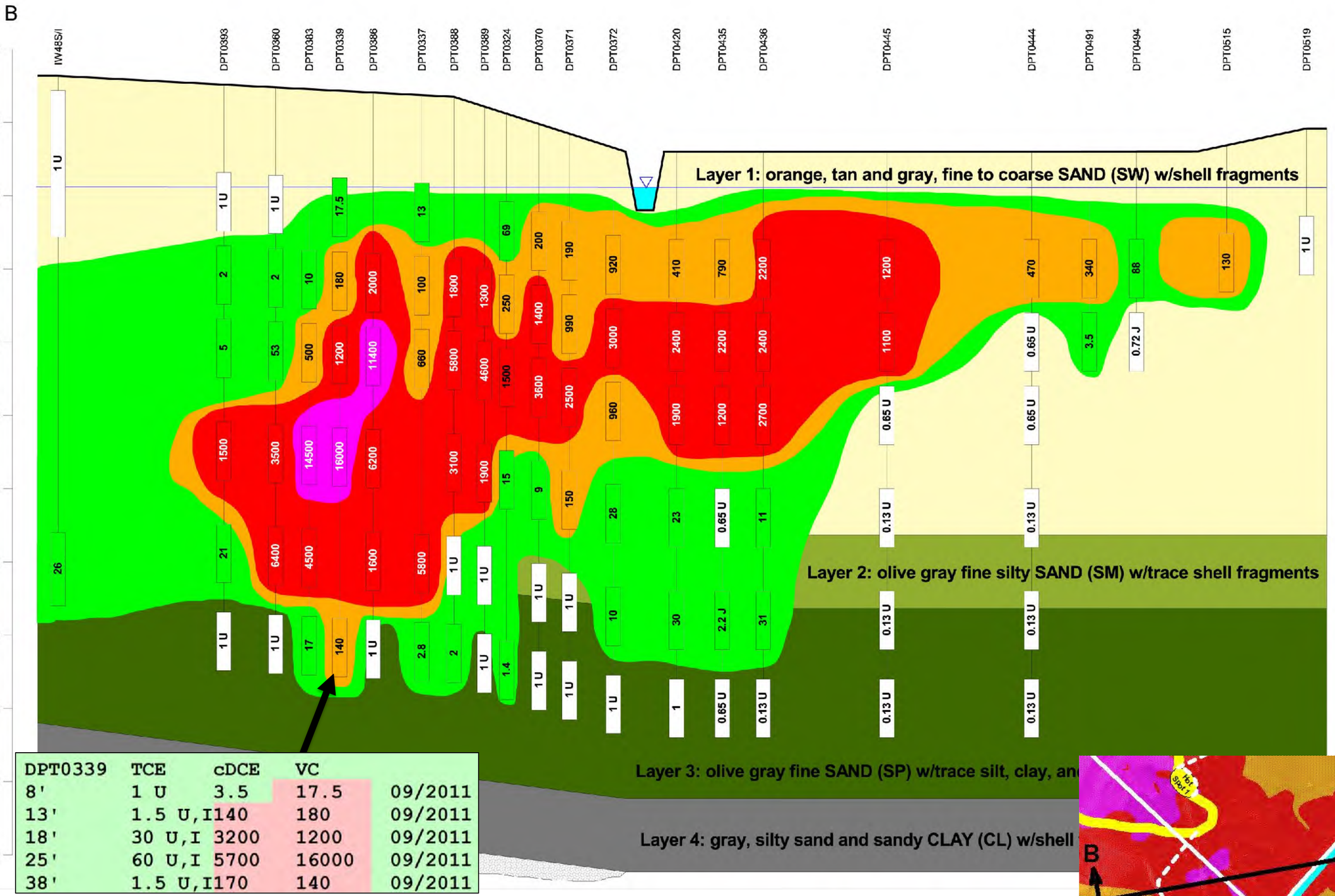

DPT0339	TCE	cDCE	VC	
8'	1 U	3.5	17.5	09/2011
13'	1.5 U,I	140	180	09/2011
18'	30 U,I	3200	1200	09/2011
25'	60 U,I	5700	16000	09/2011
38'	1.5 U,I	170	140	09/2011



B

B'

IW48S/I DPT0393 DPT0360 DPT0383 DPT0339 DPT0386 DPT0337 DPT0388 DPT0389 DPT0324 DPT0370 DPT0371 DPT0372 DPT0420 DPT0435 DPT0436 DPT0445 DPT0444 DPT0491 DPT0494 DPT0515 DPT0519

10 5 0 -5 -10 -15 -20 -25 -30 -35 -40 -45

Legend
<GCTL
>GCTL (LCP)
>NADC (HCP)
>10xNADC (Hot Spot)
>100xNADC (10xHot Spot)

80 0 80 160 Feet

20160412 XSB

Layer 1: orange, tan and gray, fine to coarse SAND (SW) w/shell fragments

Layer 2: olive gray fine silty SAND (SM) w/trace shell fragments

Layer 3: olive gray fine SAND (SP) w/trace silt, clay, an

Layer 4: gray, silty sand and sandy CLAY (CL) w/shell

Layer 5: gray fine to coarse SAND (SP) w/layers of coarse shell fragments and silt



Cross Section B-B’ - Composite Plume

Propose TCE is vertically delineated for HS6 on this cross section

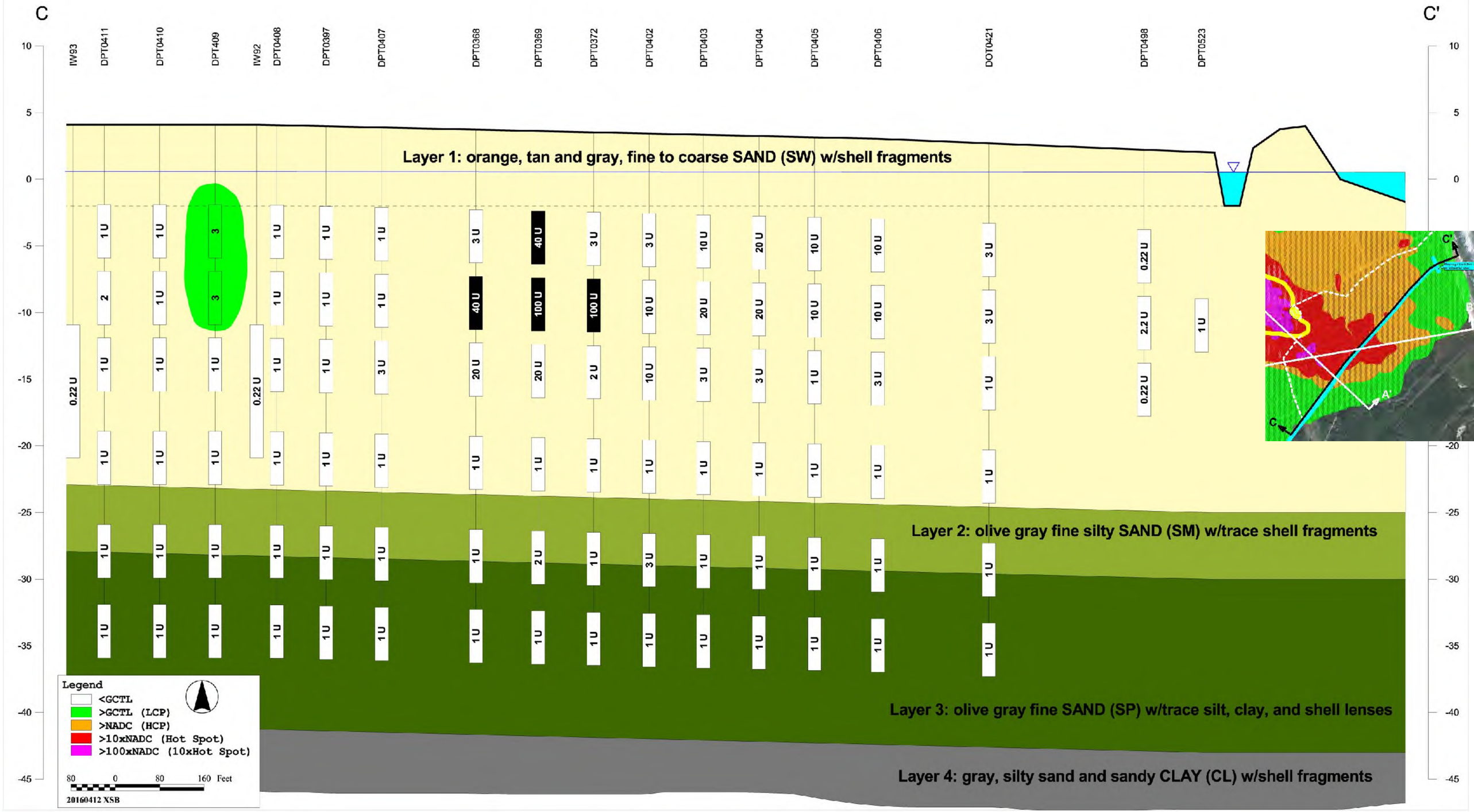

Propose cDCE is vertically delineated for HS6 on this cross section, with consideration that DPT0368 is suspect data and DPT0405 is most likely drag down

C

C'

IW93 DPT0411 DPT0410 DPT409 IW92 DPT0408 DPT0397 DPT0407 DPT0368 DPT0369 DPT0372 DPT0402 DPT0403 DPT0404 DPT0405 DPT0406 DOT0421 DPT0498 DPT0523

10 5 0 -5 -10 -15 -20 -25 -30 -35 -40 -45

Layer 1: orange, tan and gray, fine to coarse SAND (SW) w/shell fragments

Layer 2: olive gray fine silty SAND (SM) w/trace shell fragments

Layer 3: olive gray fine SAND (SP) w/trace silt, clay, and shell lenses

Layer 4: gray, silty sand and sandy CLAY (CL) w/shell fragments

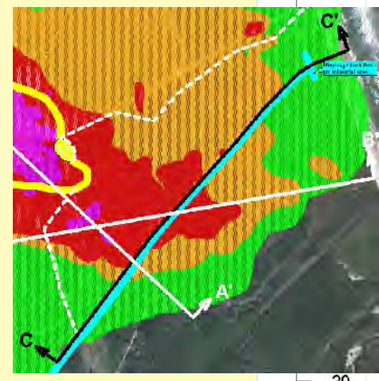

DPT0405	TCE	cDCE	VC	
8'	10 U	570	220	01/2015
13'	10 U	610	470	01/2015
18'	1 U	300	840	01/2015
25'	1 U	1 U	4	01/2015
32'	1 U	29	2	01/2015
38'	1 U	130	1 U	01/2015

DPT0368	TCE	cDCE	VC	
8'	3 U	260	200	01/2015
13'	40 U	6000	3500	06/2014
18'	20 U	1800	6400	06/2014
25'	1 U	1 U	3	06/2014
32'	1 U	18	11	06/2014
38'	1 U	720 J	2	06/2014

Propose VC is vertically delineated for HS6 on this cross section

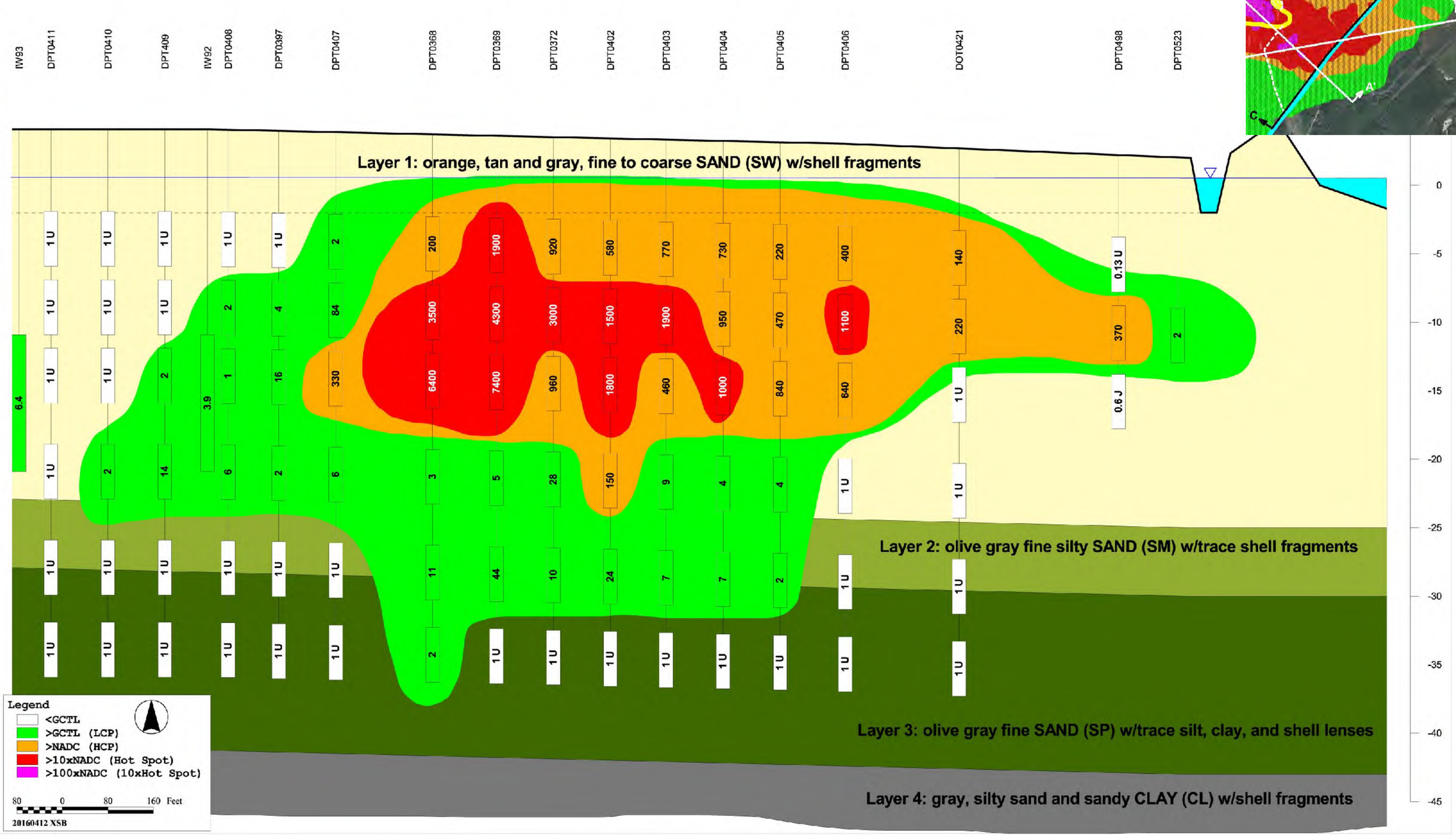

HS6 plume is above Layer 4

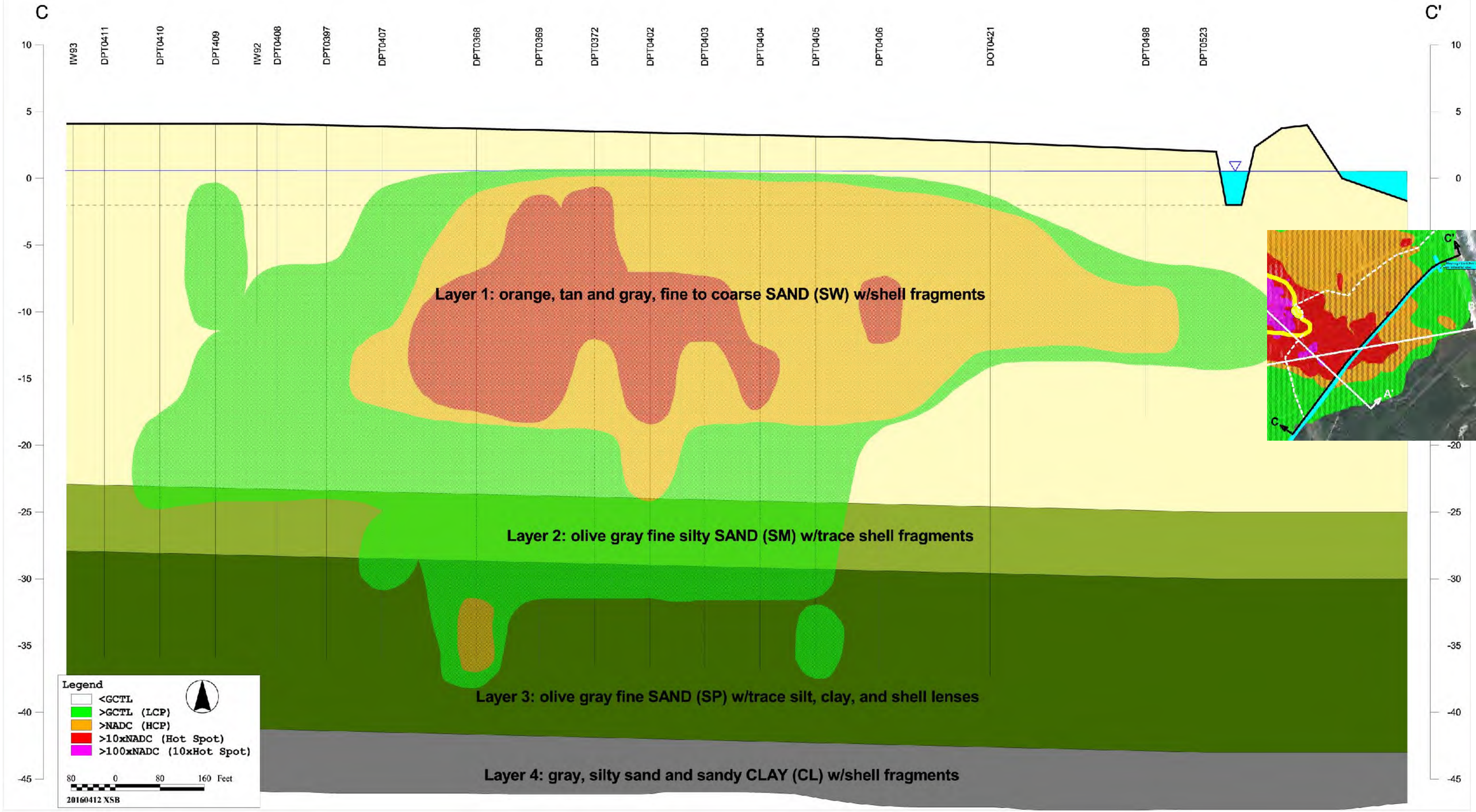

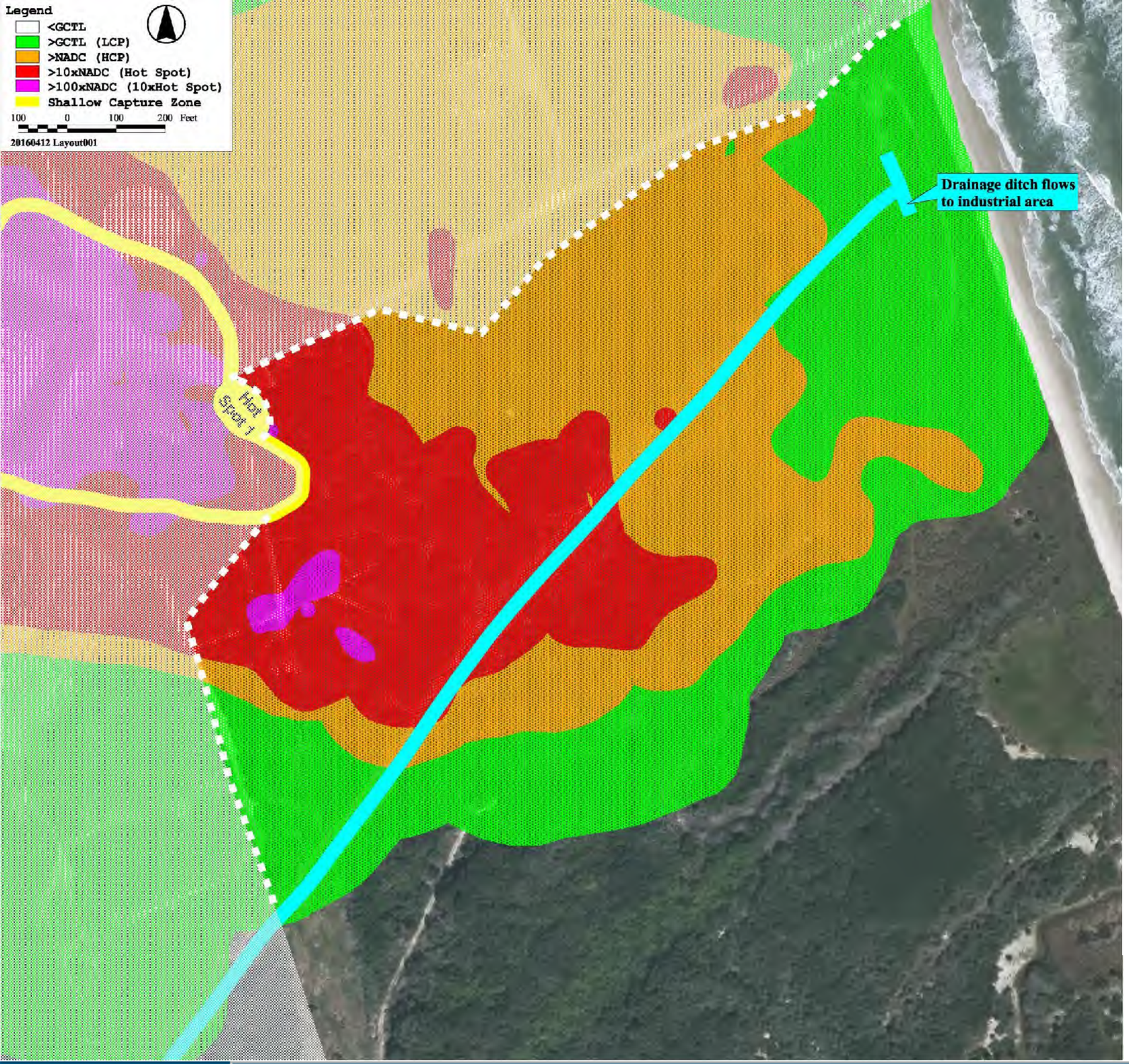

Upgradient source is within and being treated by the Hydraulic Capture IM system, to date over 50,000 pounds of VOCs have been destroyed

Hot Spot 6 Area of Investigation (HS6) plume has very little TCE and is comprised of cDCE and VC to a depth of 40’ BLS

Mass was not calculated based on the absence of source in HS6

~1500# cDCE

~ 430# VC

Team consensus that HS6 is adequately delineated?

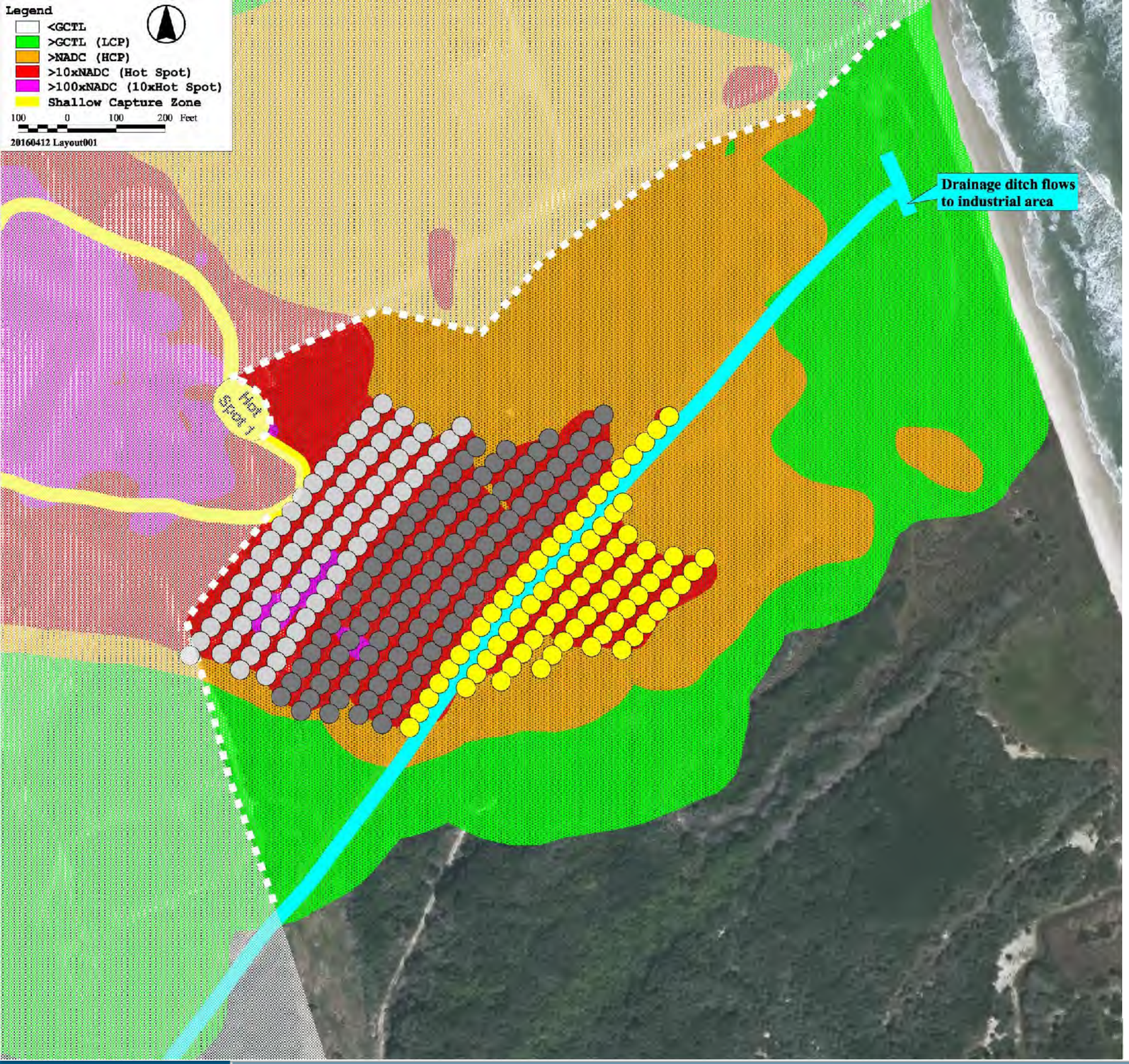

HS6:

- upgradient source is being treated by Hydraulic Capture IM,
- has very little TCE,
- is cDCE and VC,
- above Layer 4 in sandy units

HS6 is a prime candidate for air sparging based on success of 516S, CCB, FDSA IMs and LC34 sandy lithology

Propose eliminating Step 2 EE and developing HS6 air sparging IMWP:

- Use CCB compressor trailer
- Phased approach (77 yellow ROIs) to eliminate discharge to drainage ditch

Team consensus to prepare an IMWP for air sparging at HS6 as described?

Hot Spots 6: Groundwater Results
Launch Complex 34
Cape Canaveral Air Force Station, Florida

A

B

C

A'

B'

C'

Legend

- 10xHot Spot
- Hot Spot
- HCP
- LCP
- <LCP
- Hot Spots 2, 3, and 4 Shallow Capture Zone
- Hot Spot 1
- Drainage Ditch

Sample Location
TCE (Trichloroethene)
cDCE (Cis-1,2-Dichloroethene)
VC (Vinyl Chloride)

DPT0379	TCE	cDCE	VC	
13'	20 U	1400	240	06/2014
18'	40 U	5100	320	06/2014

Sample Date

Concentration in ug/L,
Pink highlighting indicates greater than GCTL

TCE	3
cDCE	70
VC	1

Sample Interval (feet bls)

50 0 50 Feet

TETRA TECH

MEMO

To:	Mr. Mike Deliz, P.G.
From:	Mark Jonnet; Mark Speranza, PE;
Date:	December 5, 2016
Subject:	Hot Spot 6 (HS 6) Site Characterization Launch Complex 34 (SMWU 054)

Jacobs-CORE 28Nov2016 Comments:

Jacobs-CORE concurs that the characterization of Hot Spot 6 (HS 6) at Launch Complex 34 is adequate to proceed to the Step 2 evaluation. We offer the following comments for your consideration.

1. The sampling depths for the DPT were chosen based on the previous intervals used. Were these intervals based on lithology (soil cores)? If other criteria were used, what were they?

   Response: The sampling intervals are based on previous investigations at LC34, including soil cores, MIPs, and HPT. For example the 16' to 20' interval was based on elevated MIPs responses. The 30' to 34' interval was added during the 2014 to 2016 sampling events based on previous results where 23' to 27' had high detections when 36' to 40' results were much lower or below detections limits. The purpose for the 36' to 40' was to vertically refine delineation.

2. We have some concern about dismissing the COCs found at 32 and 38 ft. bls in some of the DPTs (e.g. DPT0368, DPT0405, DPT0418, and DPT0444). The presence of a relatively clean fine sand (SP) that is represented as Layer 3 overlying a silty sand and sandy clay (CL) that is represented as Layer 4 represents a potential "zone of accumulation" of COCs. As such, the absence of these compounds higher in the section, but the presence of them here may not suggest either "drag down" or "suspect" data. Is there additional information that led to the conclusion that these data are suspect? Consider a complete evaluation of the data set with this condition in mind prior to writing off these analytes as spurious for whatever reason.

   Response: The goal of this investigation was primarily to determine if any source was present in the Hot Spot 6 area, then to delineate the Hot Spot and HCP. The ADP had included delineation of the LCP which was an error, any refinement of the LCP during this investigation should have been considered as a benefit rather than a goal of the investigation. Tt proposes resampling the 32' and 38' intervals at DPT0418 to confirm results. DPTs 368, 405, and 444 will be discussed at the KSCRT meeting.

3. Slide 17 – Do DPT0489, DPT0490 and/or DPT0491 provide delineation of LCP downgradient of DPT0444? If so, suggest you add to figure.

   Response: Slide 17 depicts the 28' to 34' interval for cDCE. Samples were not collected below the 11' to 15' interval at DPTs 489, 490, and 491 therefore they do not provide LCP delineation of DPT0444 in this interval. Sample result labels will be added to Slide 17 for discussion purposes at the meeting.

Tetra Tech
Foster Plaza 7, 661 Andersen Drive
Pittsburgh, PA 15220-2745
Tel 412.921.7090 Fax 412.921.4040 tetratech.com

4. Slide 17 – DPT0368, DPT0369, and DPT0407, located to the east, north, and southwest, respectively of DPT0418 all have detections of cDCE. Two of the three exceed the GCTL. What is the basis for considering the 32 ft. bls value at DPT0418 to be suspect?

   Response: The surrounding DPTs 368, 369, 372, 419 have cDCE detections of 18, 240, 84, and 55 respectively. The cDCE concentration in DPT0418 is much higher at 1,600 ug/L. Tt proposes resampling the 32', & 38' at DPT0418 to confirm results.

5. Slide 21 - Does DPT0514 at 10 to 15 ft. bls support placement of delineation line east of DPT0490?

   Response: Samples were not collected below the 6' to 10' interval at DPT0514. VC decreased from 180 ug/L at DPT0490 to 0.13 U at DPT0514 in the 10' to 15' interval. Tt proposed that a similar decrease would be observed in the 11' to 15' interval where DPT0490 VC is 5.6 ug/L therefore the LCP was drawn conservatively halfway between DPTs 490 and 514. Sample result labels will be added to Slide 17 for discussion purposes at the meeting.

6. General – Do the access issues west-southwest of DPT0398, DPT0399, and DPT0400 extend all the way to the coast?

   Response: The access issue beyond IW11S and DPTs 0398, 0399, and 0400 referenced on Slide 20 should have identified that the issue was in the southeastern direction for LCP delineation purposes. As stated previously LCP delineation should not have been considered a goal but rather a benefit of this investigation. In addition to access issues Tt did not further delineate the LCP beyond DPTs 398, 399, and 400.

7. Slide 28 – Suggest saying "TCE is vertically delineated <u>for HS6</u> on this cross section" on this slide and others, as applicable.

   Response: "for HS6" has been added to the appropriate slides

8. Slide 34 – Any plans to sample below 38 ft. at DPT0339?

   Response: At this time Tt proposes that the 170 ug/L cDCE and 140 ug/L VC results are drag down based on a comparison of the concentrations reductions of 6400, 4500, 1600, and 5800 to 1 U, 17, 1 U, and 2.8 in DPTs 360, 383, and 337.

<u>Geosyntec 29Nov2016 Comments:</u>

Geosyntec offers the following comments for consideration based upon our review of the Advanced Data Package (ADP) slides for the LC-34 HS6 Area of Investigation Site Characterization.

- General: In general, vertical and horizontal delineation appears complete, we provide several specific comments on delineation below, but overall agree with delineation and path forward approach.

  Response: Concur

- General: For Step 1 Engineering Evaluations, groundwater flow rates and directions are typically provided and included as a part of the CSM discussion. Granted that LC34 has an extensive network of monitoring wells and this data may not be necessary for this ADP, however it should be noted that the apparent groundwater flow direction is to the southeast toward the drainage canal and that the general lithology and hydrogeology are similar to HS1.

  Response: Groundwater flow layers will be added to the presentation for discussion purposes at the meeting, groundwater flow is to the southeast towards the drainage canal.

- Based on review of the data and cross sections, and as noted by TT, it appears that the drainage ditch is playing a role

in the CSM with groundwater flow, as it appears to be a partial discharge for groundwater, as the projected groundwater flow path is upwards towards the drainage ditch based on upward trending concentrations of cDCE and VC towards the canal as shown on the cross sections on slides 33 to 35. Has the surface water in the drainage ditch been sampled? Near DPT 369 or DPT 372, these points were located near the drainage ditch and had concentrations above 1,000 ppb for cDCE and VC at the 10-foot interval which may be similar depth to the canal bottom (see slides 37 and 38). Is the drainage ditch typically dry or wet? Also, the note on the Drainage ditch indicates flow to the Industrial Area; is this correct that it flows to the SW toward the Industrial Area versus toward the ocean?

Response: Surface water has not been sampled. The drainage ditch has had water in it during each field event. The drainage ditch flows towards the Industrial Area and not towards the ocean.

- Slide 4: Suspect results for DPT418 and 368 - both of these points show elevated concentrations of cDCE and VC at 32 and 38 ft. bls and are adjacent to one another, as well as down gradient from a 100XNADC hot spot; the 1,600 ppb cDCE at 32 ft. bls in 418 would not likely be considered drag down as concentrations above that interval are low to ND for cDCE. Is it possible that affected groundwater from DPT364/365 (100XNADCs) may be contributing to the DPT 368/418 locations?

  Response: See response to Jacob's comment #2.

- Slide 17: DPT444 and DPT418 appear to have elevated concentrations above GCTLs and NADCs, respectively. However, the proposed AS wells on Slide 41 appear to encompass the 10XNADC areas. It might be beneficial to overlay the DPT locations on Slide 41 to help ensure that the 10XNADC (hot spot) is being addressed with the AS path forward proposal.

  Response: See response to Jacob's comment #2.

- Slide 23 – DPT339 is located within the 100XNADC hot spot and exhibited 140 ppb of VC at 38 feet; while this could be drag down, the 25-foot interval had 16,000 ppb of VC and it doesn't appear that a groundwater sample was collected at 32 ft. Why wasn't the 32 ft sample collected at this location (same comment for DPT0338)? Is a deeper sample at DPT339 warranted?

  Response: DPTs 338 and 339 were collected in 2011, during the June 2014 event DPTs 382 to 387 and 392 were collected as offsets to DPTs 338 and 339. June 2014 event included the 32' interval, Tt determined that 32' samples at DPTs 338 and 339 would not be collected and proposes that the 170 ug/L cDCE and 140 ug/L VC results are drag down based on a comparison of the concentrations reductions of 6400, 4500, 1600, and 5800 to 1 U, 17, 1 U, and 2.8 in DPTs 360, 383, and 337.

- Slide 27: There is a 100XNADC "hot spot" in HS6, right downgradient from HS1 and the shallow zone capture zone; this elevated concentrations of cDCE and VC could still be contributing dissolved flux to the HS6 plume and toward the drainage canal.

  Response: Concur

- Slide 40: Agree with horizontal and vertical delineation of 100X, 10X NADCs, HCP and HS. The LCP is technically not delineated laterally to GCTLs; however, concur that the delineation meets the intent of the Step process (no additional step-outs are warranted) if the various limitations on the LCP delineation are listed out and included as part of the consensus statement and meeting minutes.

  Response: Concur, Tt agrees that the LCP is technically not delineated laterally to GCTLs and the delineating LCP

should have been considered as a benefit of the investigation and not a goal of the investigation. The investigation was to determine if any source was present and refinement of the Hot Spot and HCP to determine if remediation is warranted.

- Slide 41: For the Phases of AS remediation, it would beneficial to color code the various phases of AS in the legend; we assume Phase 1 is yellow and that would be implemented as the first phase through Phase 3 being light gray/white. Note that if the drainage ditch is dry, it may be appropriate to initiate AS actions in the area of highest concentrations first in lieu of the toe of the proposed treatment area (i.e. the purple area (100XNADC) in HS6 in the first phase of AS remediation) to cut off higher concentrations feeding the migration toward the drainage canal. Also on slide 41, there is a portion of red (100XNADC), adjacent to the hydraulically captured area (HS1) and HS6 that isn't getting any remediation, should that small red area be included for AS wells in Phase 3?

  Response: An Air Sparging IMWP will be prepared for the initial phase and presented to the KSCRT. Subsequent phases will be presented during annual OMM ADPs for consideration.

ADVANCED DATA PACKAGE

C.9 DSZ Site Characterization Engineering Evaluation ADP

Launch Complex 34 (LC34), SWMU CC054
DSZ Site Characterization Engineering Evaluation
October 2019

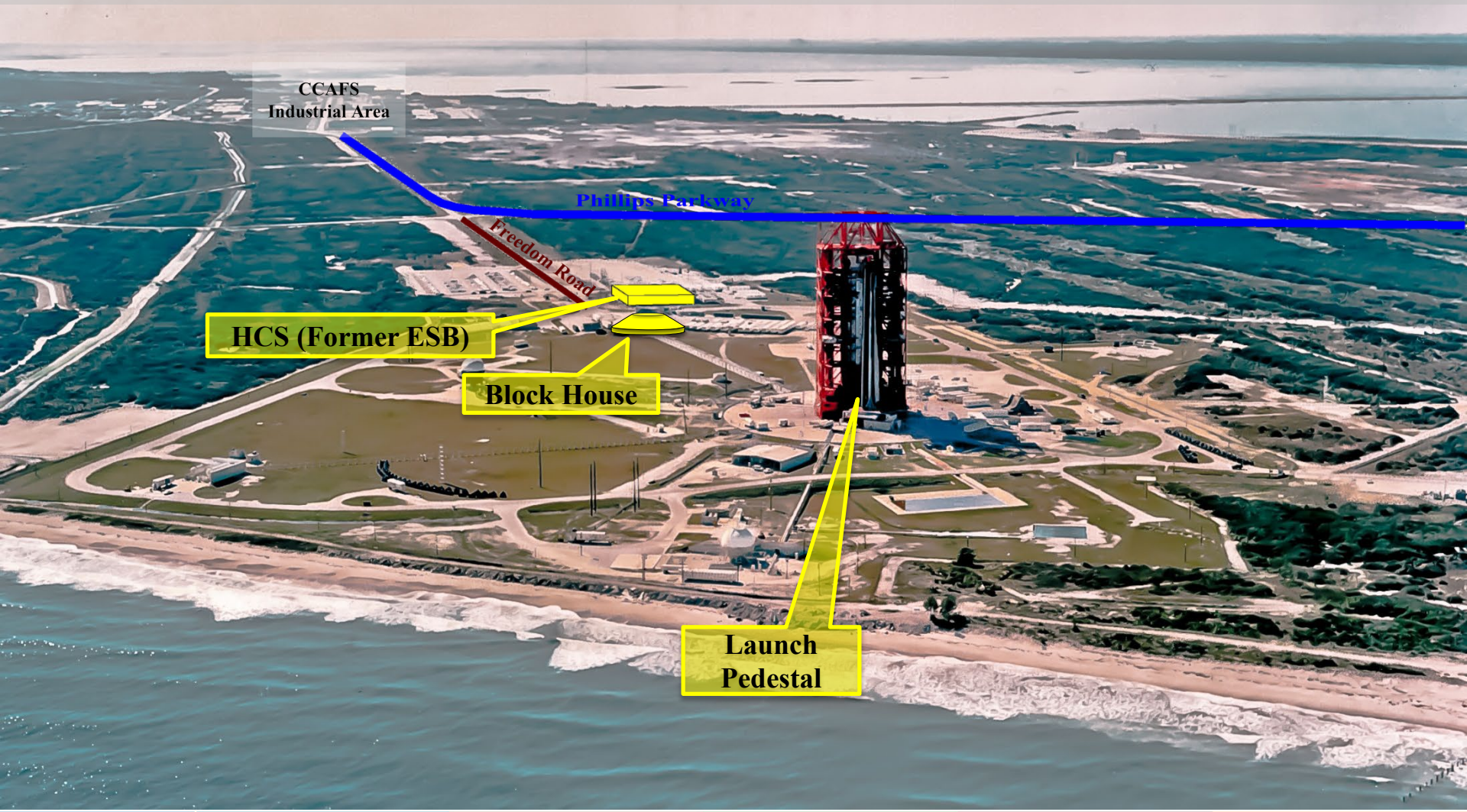

- Site History
- Site Description
- Site Geology
- Hydraulic Containment System (HCS)
  - TCE Prior to HCS compared to Site Characterization
  - Year 9 Pumping Rates
- Site Characterization Sampling
- TCE Contours
- TCE Delineation
- Cross Sections
- Mass Calculation
- Layer 7 Aquifer Testing
- HCS revised pumping rates

- Path Forward



- Construction of Complex 34 began in 1959, designed to support NASA's Saturn 1 and 1B programs
- Seven launches between 1961 and 1968
  - Historical records suggest TCE used to flush rocket engines and for precision cleaning of spaceflight hardware
- 1967: Apollo 1 cabin fire during a launch rehearsal test taking the lives of Grissom, White, and Chaffee



- 1972: Service structures and operational equipment scrapped, leaving majority of on-site buildings and structures abandoned-in-place
- 1984: Declared part of the Man In Space National Historic Landmark
- 1990s: Environmental investigations revealed chlorinated solvent contamination including dense non-aqueous phase liquid (DNAPL) in groundwater
- 1999 to 2003: In situ remediation demonstration projects at the Engineering Support Building (ESB) included test cells for:
  - Chemical Oxidation (ISCO), TCE reduction of 12,700 pounds (43' bls)
  - Six-Phase Heating (SPH), TCE reduction of 22,719 pounds (43' bls)
  - Steam Injection, TCE reduction of 23,629 pounds (43' bls)
  - Emulsified zero-valent iron (EZVI), TCE reduction of 40 pounds
  - Bioaugmentation, TCE reduction of 60 pounds
- 2004: Groundwater long-term monitoring (LTM) and corrective measures study (CMS) initiated

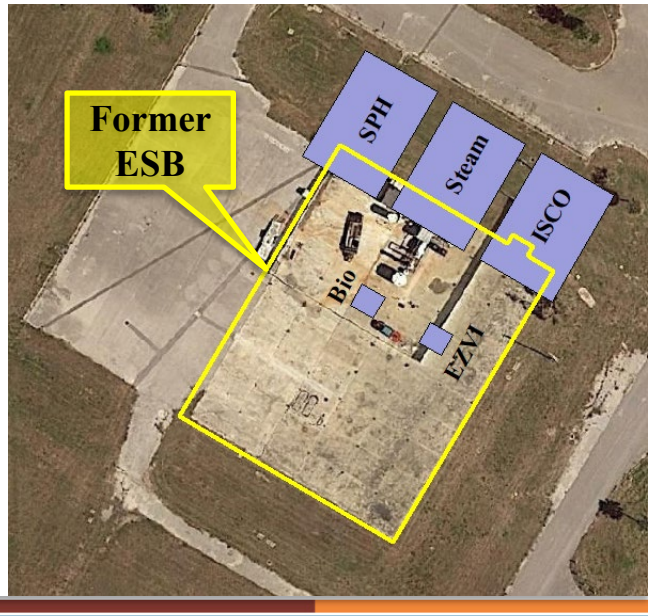

- 2007: CMS
  - Solids model developed to determine mass of TCE DNAPL ≥ 300 mg/kg and the transition zone to 100 mg/kg; 74,000 and 12,000 pounds, respectively
  - The 2-acre area to 75 ft bls encompassing the extent of TCE DNAPL was designated the DNAPL source zone (DSZ)

Table 4-5. Summary of Technology Screening

Technology	Treatment Zones		
	DNAPL Source Zone	High Concentration Plume	Low Concentration Plume
ISCO with $KMnO_4$	✚	NA	NA
SPH™	✚	NA	NA
Steam Injection	✚	NA	NA
EZVI™	✚	NA	NA
LDA with Steam	✚	NA	NA
Conventional Excavation	✚	NA	NA
LDA Excavation	✚	NA	NA
Pump and Treat	✚	✚	✚
DPE/MPE	✚	✚	✚
Co-solvent/Surfactant Flushing	✚	NA	NA
PRB	✚	✚	✚
AS/SVE	✚	✚	✚
Enhanced Bioremediation	✚	✚	✚
MNA	✚	✚	✚

Notes:
1) ISCO = In Situ Chemical Oxidation
2) $KMnO_4$ = potassium permanganate
3) SPH™ = Six-Phase Heating™
4) EZVI™ = Emulsified Zero Valent Iron™
5) LDA = Large-Diameter Auger
6) AS/SVE = Air Sparging/Soil Vapor Extraction
7) DPE/MPE = Dual-Phase Extraction/Multi-Phase Extraction
8) PRB = Permeable Reactive Barrier
9) MNA = Monitored Natural Attenuation
10) NA = Not applicable
11) ✚ = A potentially effective technology in the specified Treatment Zone.
12) shade = Not retained after screening.

  - Developed Alternatives
    - DSZ-1: Pump and Treat
    - DSZ-2: Permeable Reactive Barrier
    - DSZ-3: Enhanced Bioremediation
    - DSZ-4: Conventional Excavation to 55 ft bls, Enhanced Bioremediation 55 to 85 ft bls
    - DSZ-5: Large Diameter Auger with Steam to 55 ft bls, Enhanced Bioremediation 55 to 85 ft bls
    - HCP-1: Monitored Natural Attenuation
    - HCP-2: Pump and Treat
    - HCP-3: Enhanced Bioremediation
    - HCP-4: Air Sparging/Soil Vapor Extraction to 45 ft bls, Enhanced Bioremediation 45 to 85 ft bls
    - LCP-1: Monitored Natural Attenuation
  - The recommended corrective measure alternative included a LUCIP for groundwater use at LC34. The recommended technology for LC34 is P&T in the DSZ, MNA with IMs in the high concentration plume (HCP), and MNA in the low concentration plume (LCP)

The 6th International Conference on Remediation of Chlorinated and Recalcitrant Compounds

Remediation Costing and Interim Measures Selection for NASA's Launch Complex 34

May 19, 2008



Michael Deliz, P.G.

Jim Langenbach, P.E.

Geosyntec consultants

Key Points Regarding Site Impacts

- No complete exposure pathway
  - Site located on a barrier island
  - Unlikely source of future potable groundwater
  - No surface water present
  - Engineering Support Building removed (slab left behind)
- Dissolved groundwater plume of ~330 acres
- Radial groundwater flow
- 2 acre source area with significant mass, ~100,000 lbs
- Large variations in hydraulic conductivity ($1x10^{-3}$ cm/sec to $1x10^{-8}$ cm/sec
- DNAPL extending to 80 ft bls (12,900 mg/kg @ 78 ft bls)
- 40+ yr old release

Technology Screening

- Divided site into three areas
  - DNAPL Source Zone (DSZ)
  - High Concentration Plume
  - Low Concentration Plume
- Aquifer was split vertically based upon technology limitations and lithology (<55 ft bls and 55-85 ft bls)
- Presentation focuses on DNAPL Source Zone

Kennedy Space Center
Center Operations Directorate

Geosyntec consultants

Treatment Zones

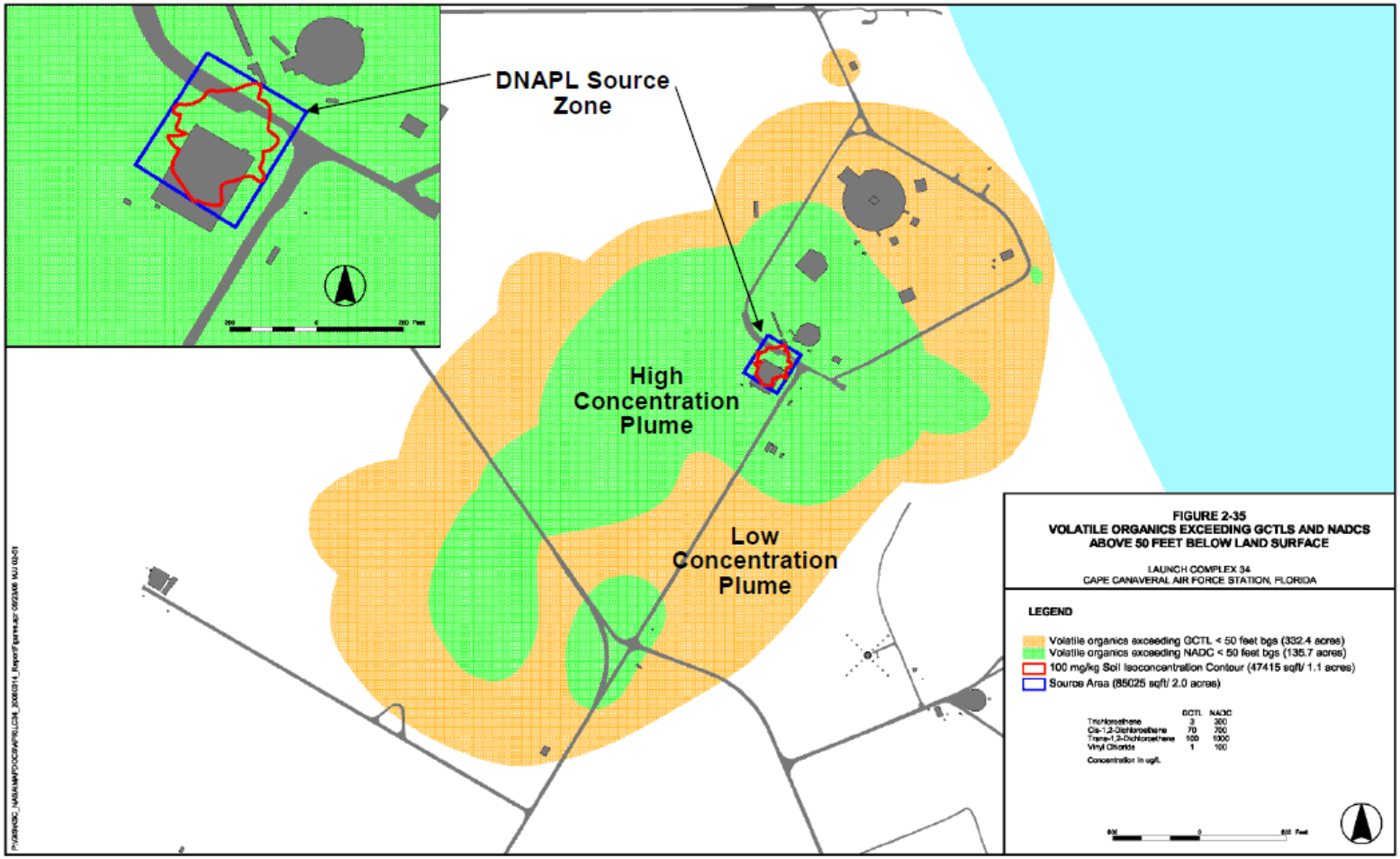

Modeling Considerations

- Groundwater modeling results
  - No Action – >900 yrs to reach MCLs
  - 85% DNAPL Source Removal and Dissolved Plume Hydraulic Control – 750 yrs to reach MCLs
  - 99% DNAPL Source Removal (feasible?) and Dissolved Plume Hydraulic Control – 250 yrs to reach MCLs

- So how much $ do you spend to reduce the cleanup timeframe from "very long" to "long" on a barrier island with no exposure pathway?

Retained Technologies

- DNAPL Source Zone
  - Hydraulic containment via P&T to 85 ft bls
  - Permeable Reactive Barrier to 85 ft bls
  - Enhanced Bioremediation to 85 ft bls
  - Excavation to 55 ft bls/Enhanced Bioremediation 55-85 ft bls
  - Large Diameter Auger (LDA)/Steam/Iron to 55 ft bls/ Enhanced Bioremediation to 85 ft bls
  - ZVI Clay or Slurry Wall Barrier to 85 ft bls*



* barrier technologies evaluated independent from CMS

Costing

- CMS and/or FS costs are typically presented as +50% to -30% and NPV is utilized
- LC34 costs were based upon vendor quotes and/or best practical engineering estimates
- Costs included 20% contingency

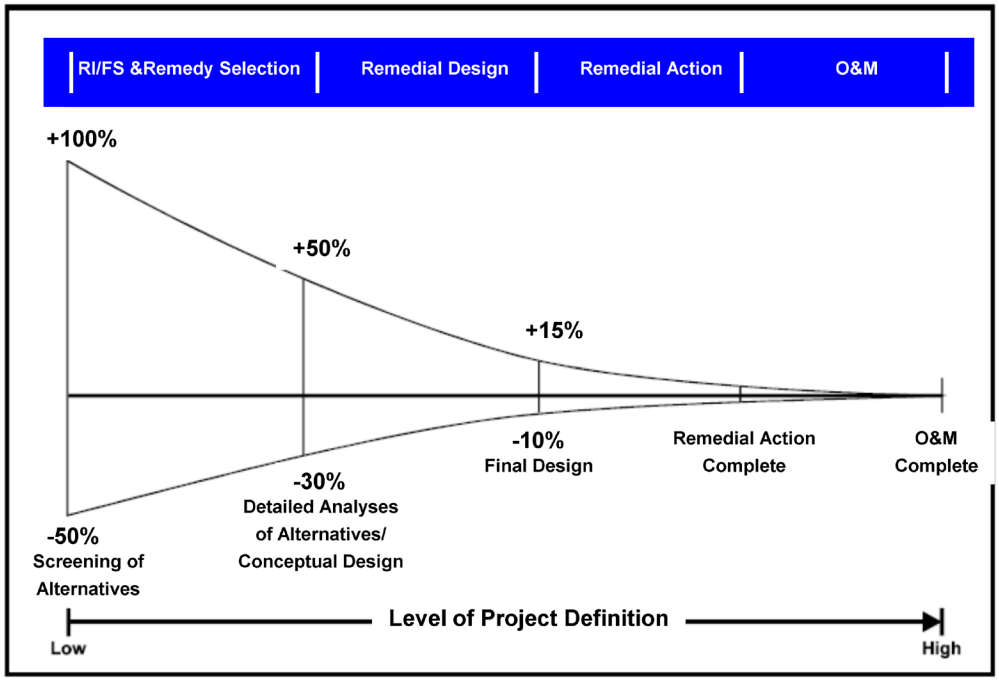

NPV vs "Pay as You Go"

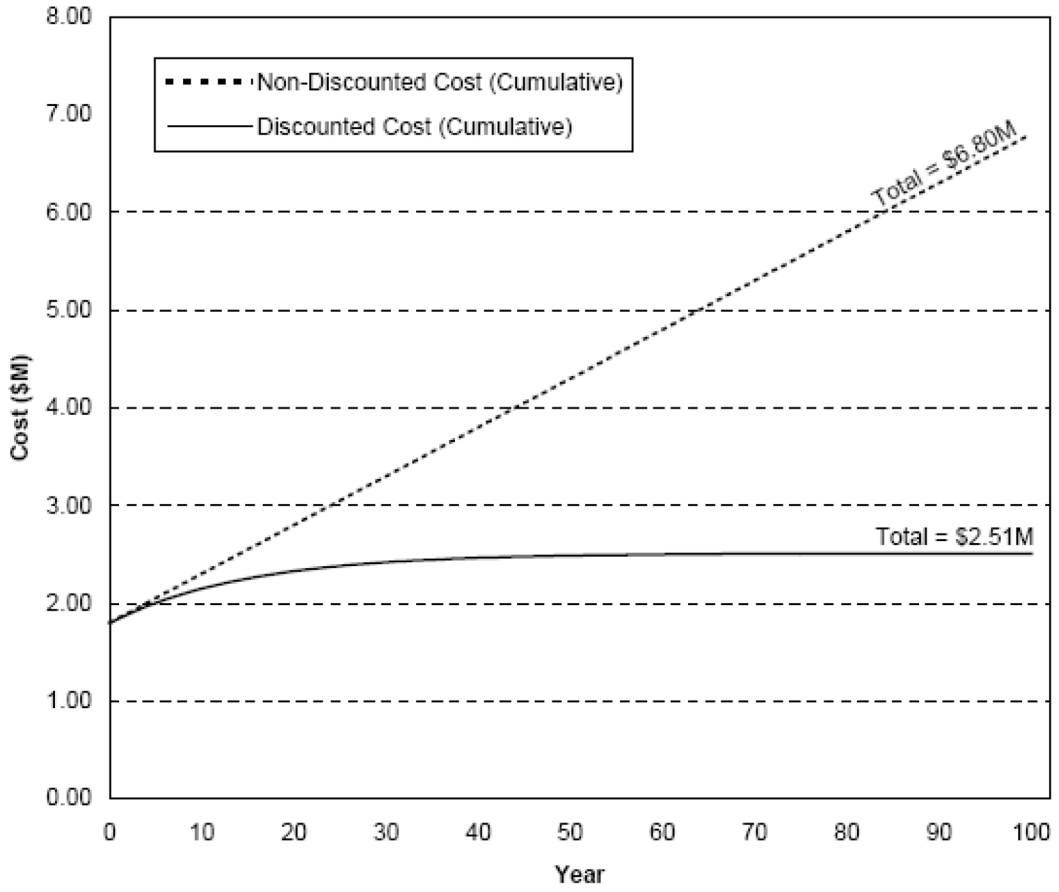

Source: USEPA July 2000, A Guide to Developing and Documenting Cost Estimated During The Feasibility Study

LC34 DNAPL Source Zone Costs

Treatment Zones and Alternatives	First Year Cost (Capital Cost + First Year O&M&M Cost)	Total "Pay As You Go" Cost (First Year Cost + Total Non-Discounted O&M&M)	Total NPV (First Year Cost + Total O&M&M NPV)
DNAPL Source Zone			
Hydraulic Containment via Pump and Treat	$1M	$100M	$4M
Permeable Reactive Barrier	$12M	$60M	$15M
Enhanced Bioremediation	$5M	$45M	$10M
Conventional Excavation to 55 feet bls, Enhanced Bioremediation 55-85 feet bls.	$40 - $50M	$54M	$42 - $50M
LDA/Steam/Iron to 55 feet bls, Enhanced Bioremediation 55-85 feet bls	$50 - $70M	$100M	$55 – 75$M
ZVI Clay or Slurry Wall Barrier to 85 ft bls (Containment - No Treatment Provided)	$5 - $6M	$5 - $7M (based upon 30 yrs)	$5 - $6M (based upon 30 yrs)

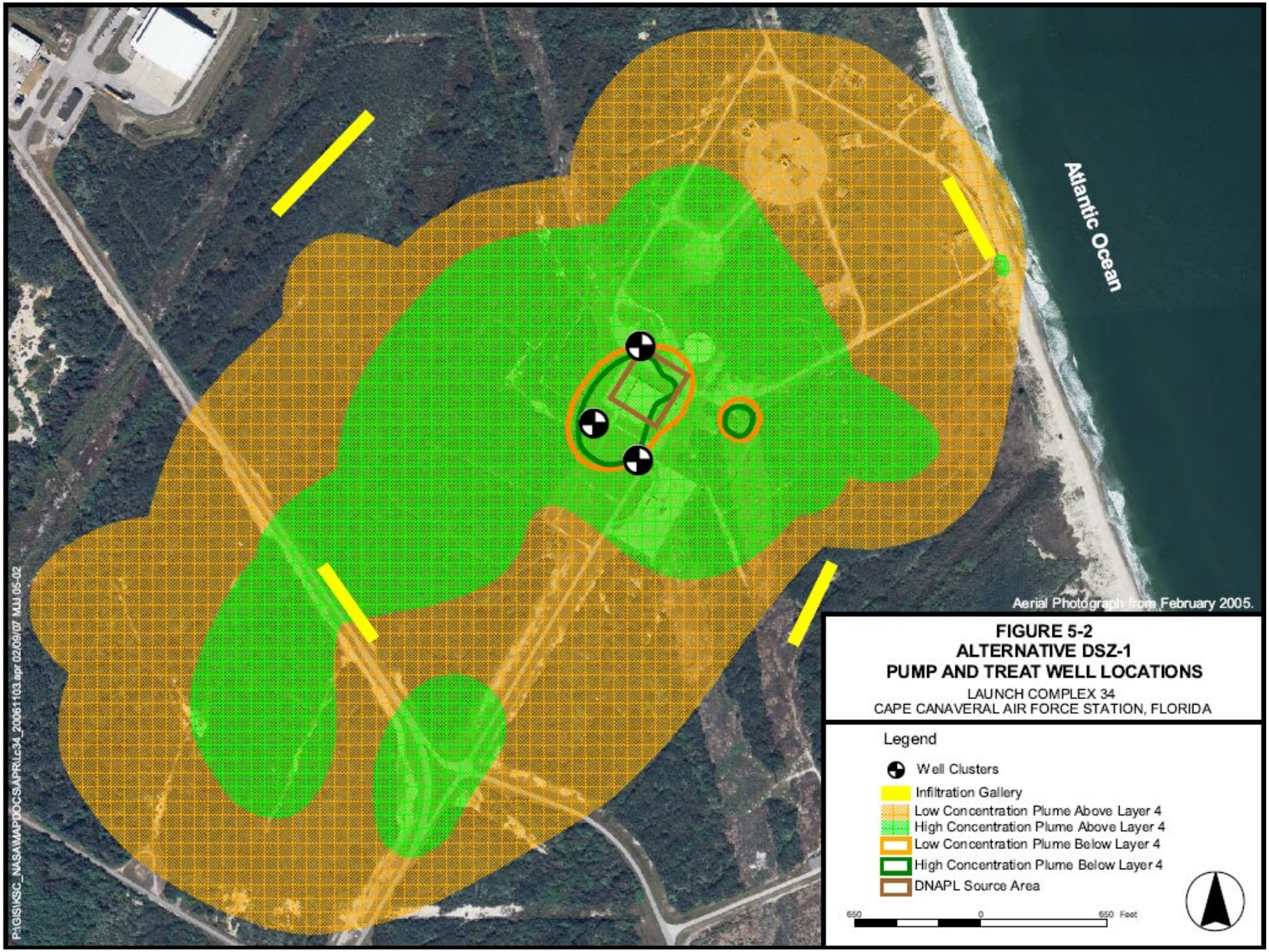

Developed Alternative: DSZ-1: Pump and Treat

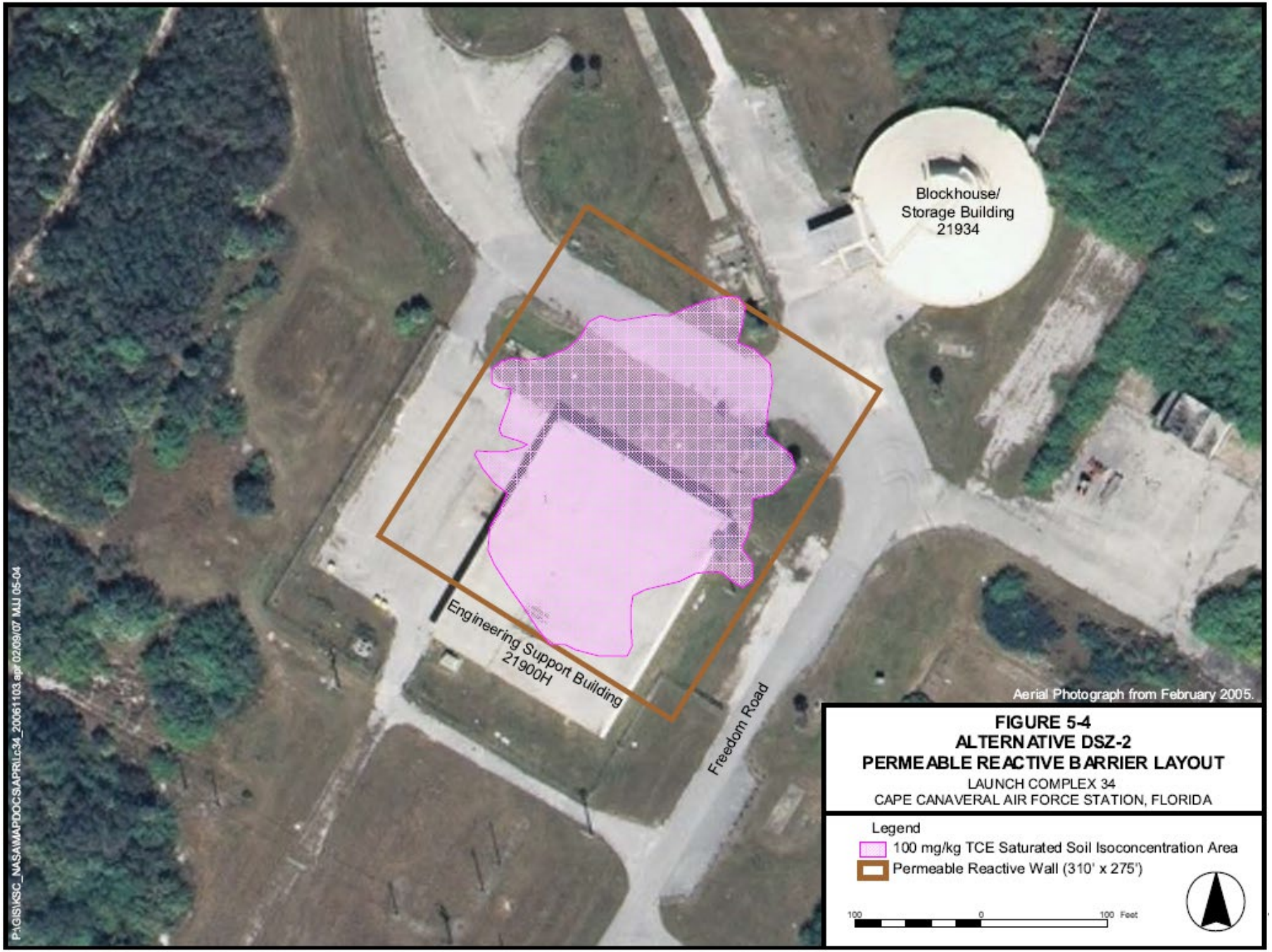
Blockhouse/
Storage Building
21934
Engineering Support Building
21900H
Freedom Road
Aerial Photograph from February 2005.
FIGURE 5-4
ALTERNATIVE DSZ-2
PERMEABLE REACTIVE BARRIER LAYOUT
LAUNCH COMPLEX 34
CAPE CANAVERAL AIR FORCE STATION, FLORIDA
Legend
100 mg/kg TCE Saturated Soil Isoconcentration Area
Permeable Reactive Wall (310' x 275')
100
0
100 Feet
P:\GIS\KSC_NASA\MAPDOCS\APR\Lc34_20061103.apr 02/09/07 MJJ 05-04

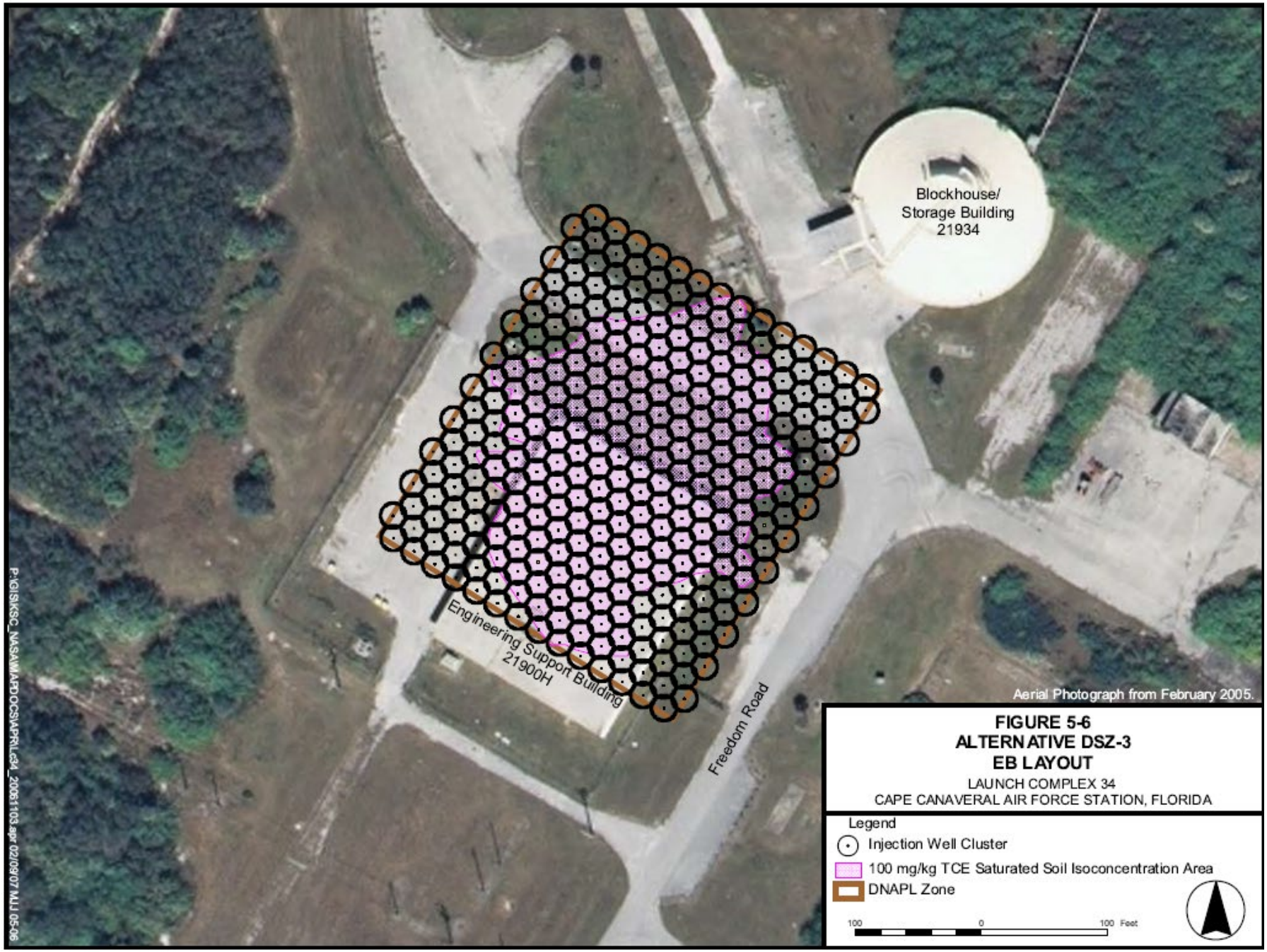
Blockhouse/
Storage Building
21934
Engineering Support Building
21900H
Freedom Road
Aerial Photograph from February 2005.
FIGURE 5-6
ALTERNATIVE DSZ-3
EB LAYOUT
LAUNCH COMPLEX 34
CAPE CANAVERAL AIR FORCE STATION, FLORIDA
Legend
Injection Well Cluster
100 mg/kg TCE Saturated Soil Isoconcentration Area
DNAPL Zone
100
0
100 Feet
P:\GIS\KSC_NASA\MAPDOCS\MAPFILE\34_20061103.apr 02/09/07 MJJ 05-06

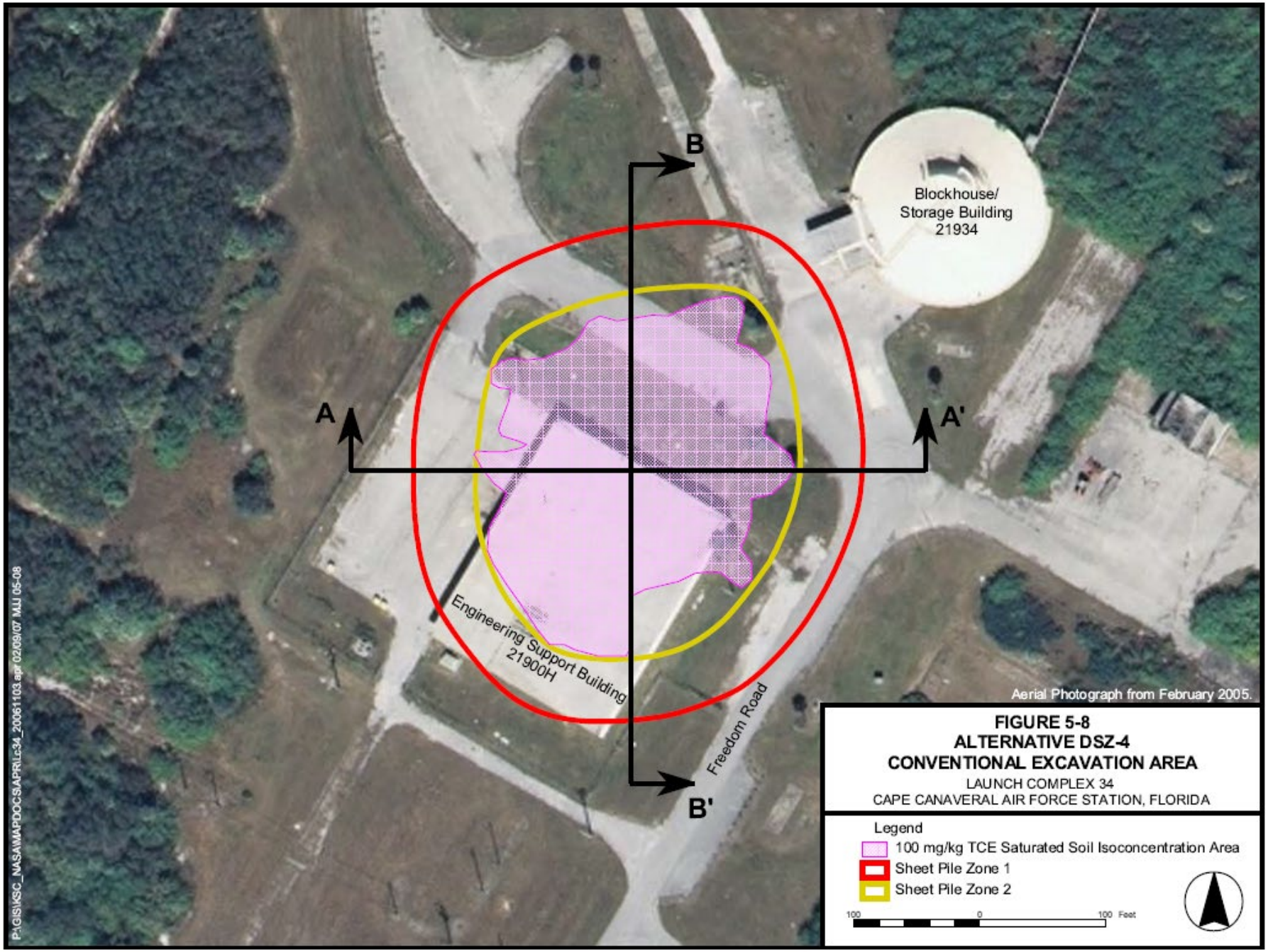
B
A
A'
B'
Blockhouse/
Storage Building
21934
Engineering Support Building
21900H
Freedom Road
Aerial Photograph from February 2005.
FIGURE 5-8
ALTERNATIVE DSZ-4
CONVENTIONAL EXCAVATION AREA
LAUNCH COMPLEX 34
CAPE CANAVERAL AIR FORCE STATION, FLORIDA
Legend
100 mg/kg TCE Saturated Soil Isoconcentration Area
Sheet Pile Zone 1
Sheet Pile Zone 2
100
0
100 Feet
P:\GIS\KSC_NASA\MAPDOCS\APR\Lc34_20061103.apr 02/09/07 MJJ 05-08

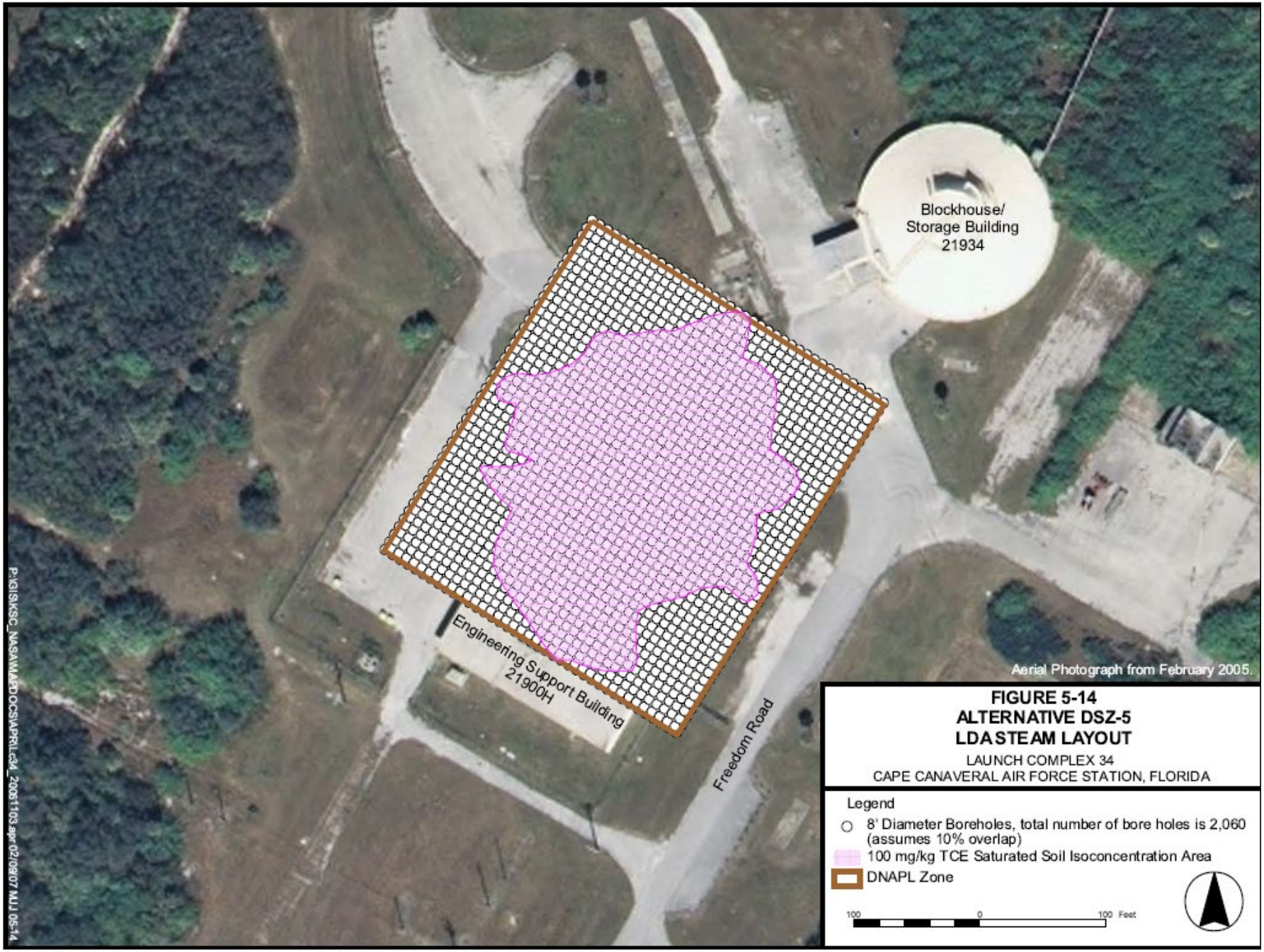
Blockhouse/
Storage Building
21934
Engineering Support Building
21900H
Freedom Road
Aerial Photograph from February 2005.
FIGURE 5-14
ALTERNATIVE DSZ-5
LDA STEAM LAYOUT
LAUNCH COMPLEX 34
CAPE CANAVERAL AIR FORCE STATION, FLORIDA
Legend
8' Diameter Boreholes, total number of bore holes is 2,060 (assumes 10% overlap)
100 mg/kg TCE Saturated Soil Isoconcentration Area
DNAPL Zone
100
0
100 Feet
P:\GIS\KSC_NASA\MAPDOCS\APRU\c34_20061103.apr 02/09/07 MJJ 05-14

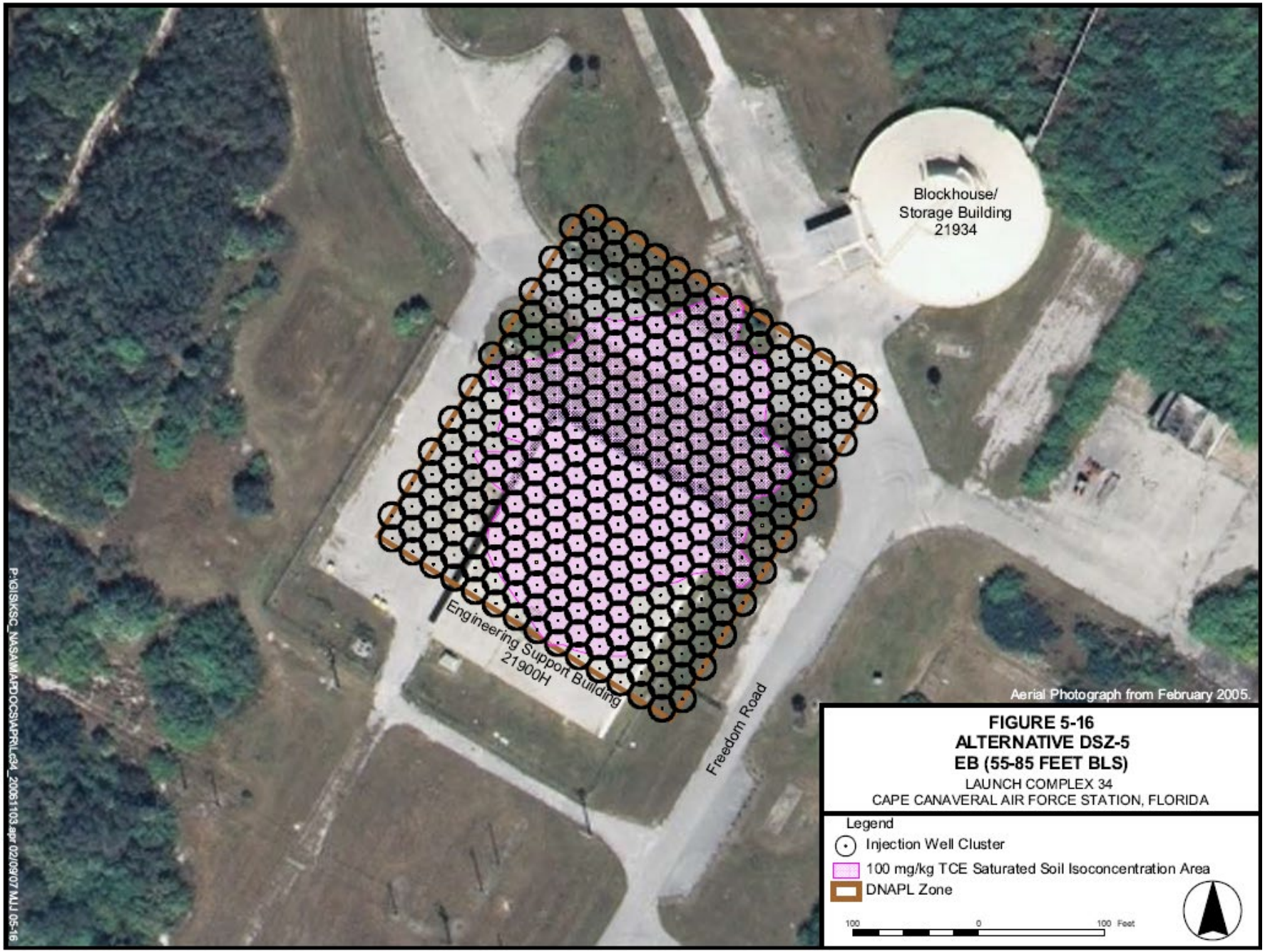
Blockhouse/
Storage Building
21934
Engineering Support Building
21900H
Freedom Road
Aerial Photograph from February 2005.
FIGURE 5-16
ALTERNATIVE DSZ-5
EB (55-85 FEET BLS)
LAUNCH COMPLEX 34
CAPE CANAVERAL AIR FORCE STATION, FLORIDA
Legend
Injection Well Cluster
100 mg/kg TCE Saturated Soil Isoconcentration Area
DNAPL Zone
100
0
100 Feet
P:\GIS\KSC_NASA\MAPDOCS\AFRL\ls4_20061103.apr 02/09/07 MJJ 05-16

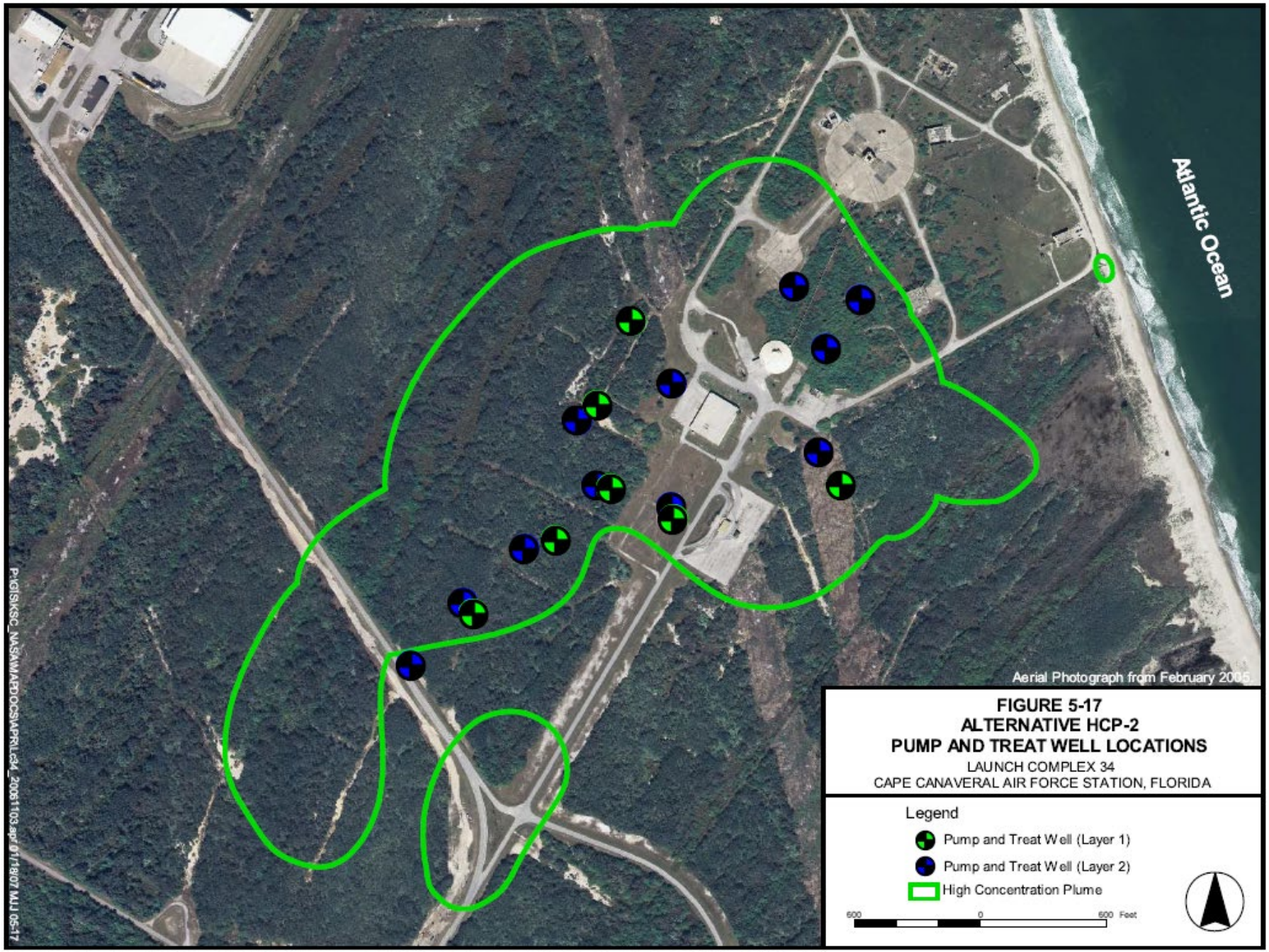
Atlantic Ocean
Aerial Photograph from February 2005
FIGURE 5-17
ALTERNATIVE HCP-2
PUMP AND TREAT WELL LOCATIONS
LAUNCH COMPLEX 34
CAPE CANAVERAL AIR FORCE STATION, FLORIDA
Legend
Pump and Treat Well (Layer 1)
Pump and Treat Well (Layer 2)
High Concentration Plume
600
0
600 Feet
P:\GIS\KSC_NAS\MAPDOCS\MAPFILE\c34_20061103.apr 01/18/07 MJJ 05-17

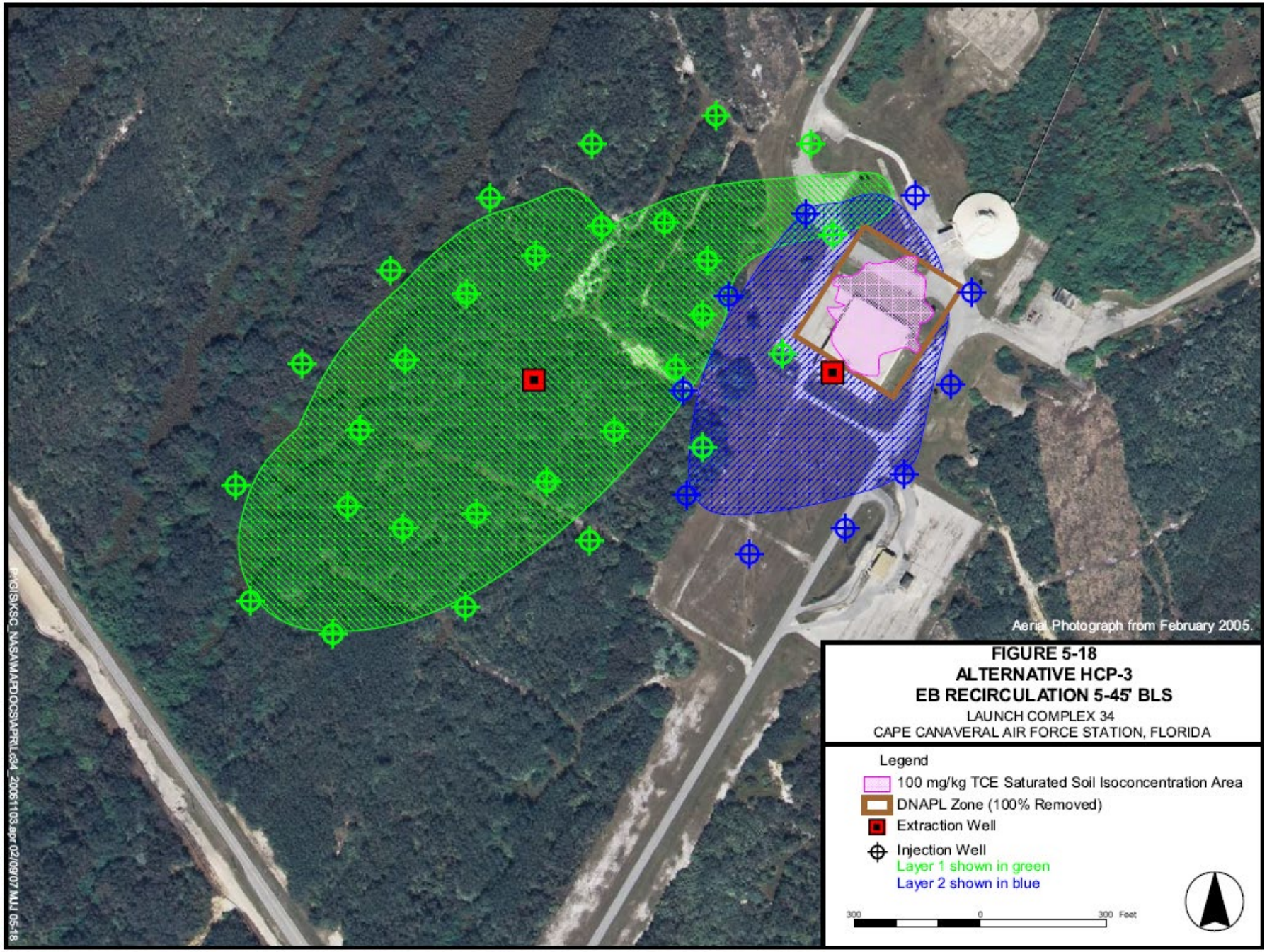

Developed Alternative: HCP-3: Enhanced Bioremediation

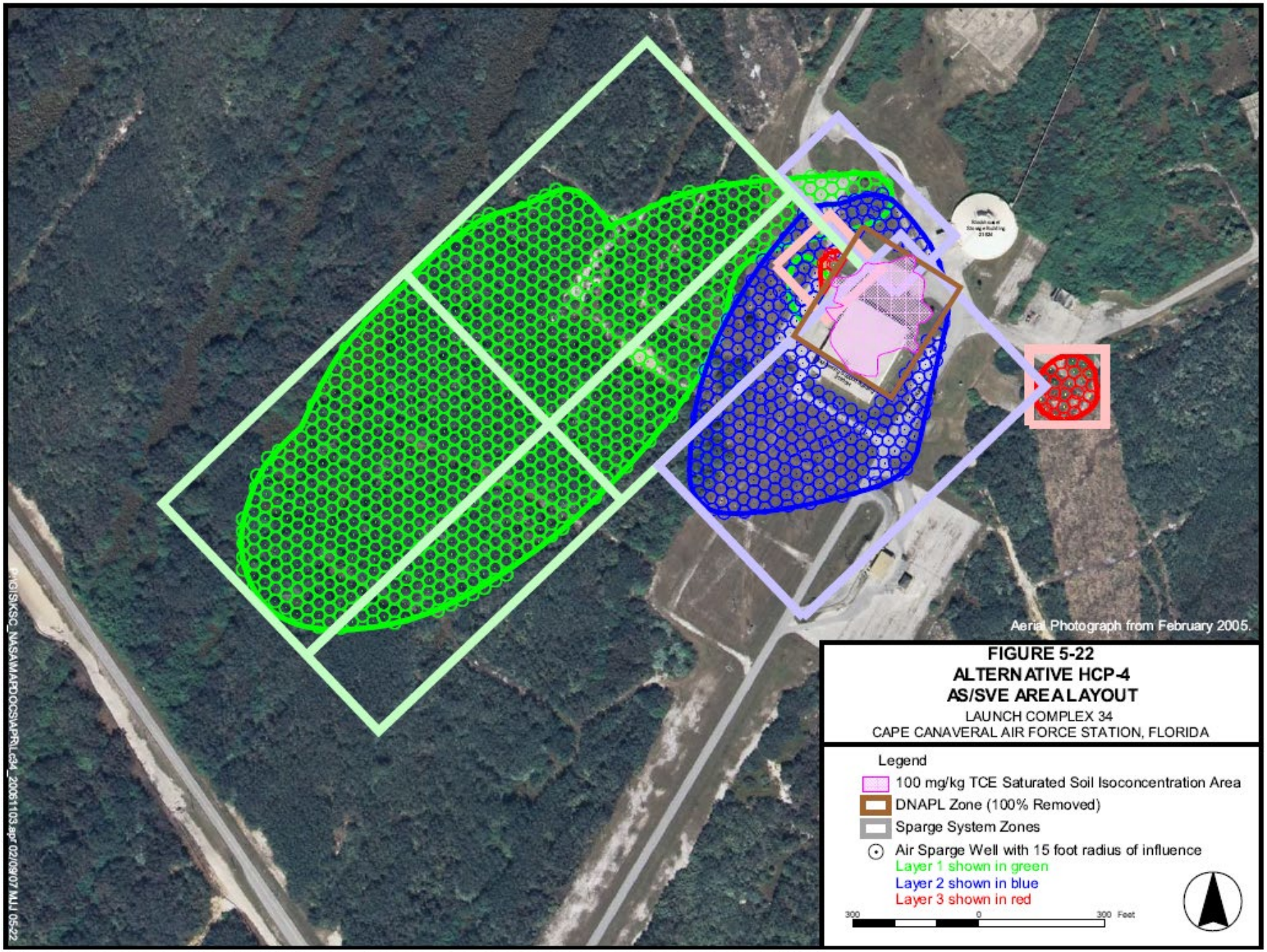
Aerial Photograph from February 2005.
FIGURE 5-22
ALTERNATIVE HCP-4
AS/SVE AREA LAYOUT
LAUNCH COMPLEX 34
CAPE CANAVERAL AIR FORCE STATION, FLORIDA
Legend
100 mg/kg TCE Saturated Soil Isoconcentration Area
DNAPL Zone (100% Removed)
Sparge System Zones
Air Sparge Well with 15 foot radius of influence
Layer 1 shown in green
Layer 2 shown in blue
Layer 3 shown in red
300
0
300 Feet

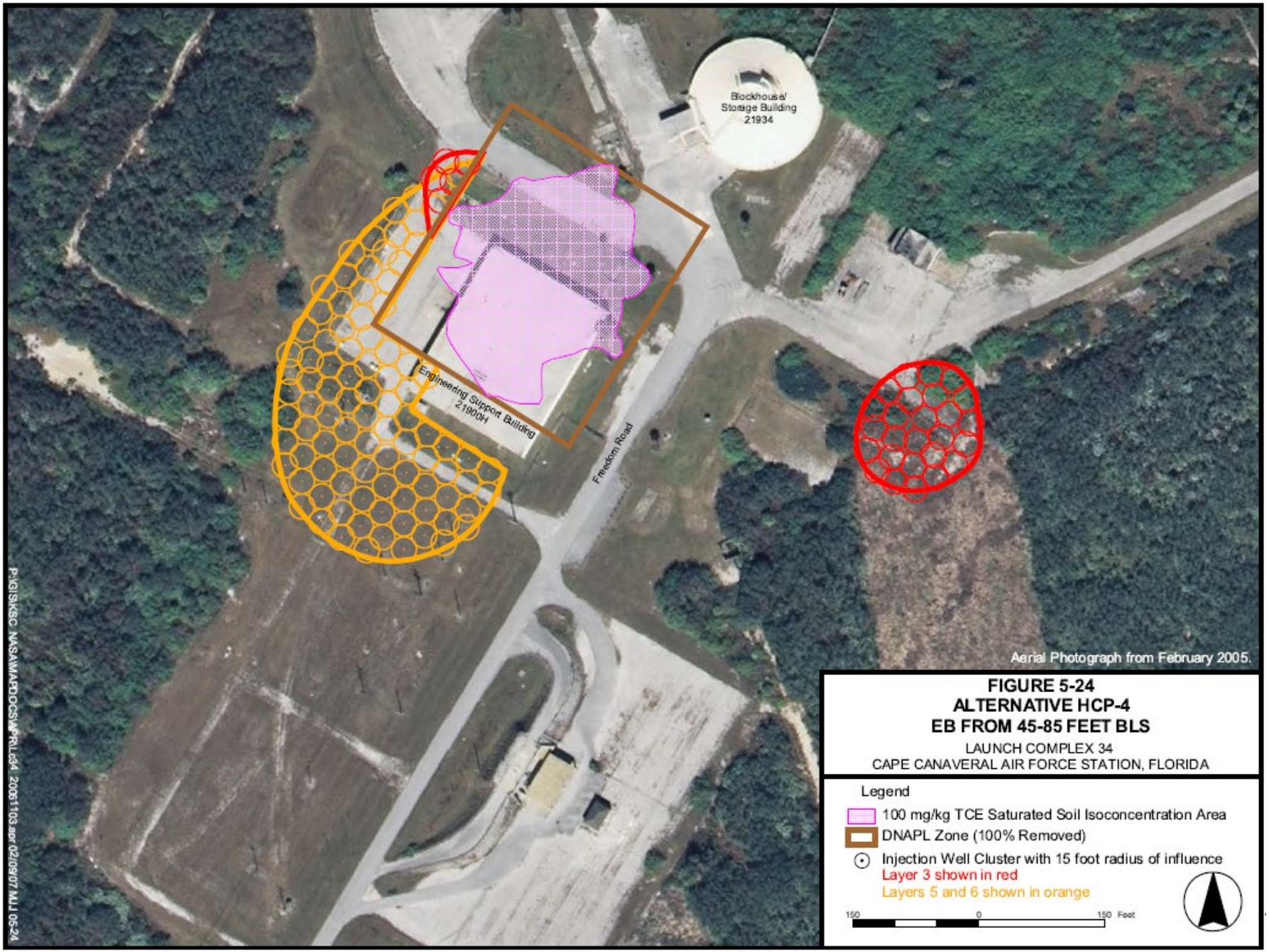

Developed Alternative: HCP-4: Air Sparging/Soil Vapor Extraction to 45 ft bls, Enhanced Bioremediation 45 to 85 ft bls

Investigation/Remediation Timeline:

- 2008: IM Design for Hydraulic Containment of the DSZ and Deep TCE Groundwater Plume
- 2009: Installation and operation of the DSZ Hydraulic Containment System (HCS)
- 2014: Soil Re-Assessment initiated
- 2015: Cat-Ox Refurbishment and HCS Expansion
- 2018:
  - Hot Spot 6 Air Sparging IM implemented
  - Soil Excavation IM completed
- 2019:
  - Hot Spot 5 Site Characterization
  - Hot Spot 6 IM Expansion
  - Electrical Substation T-2 Soil IM
  - DSZ Supplemental Investigation



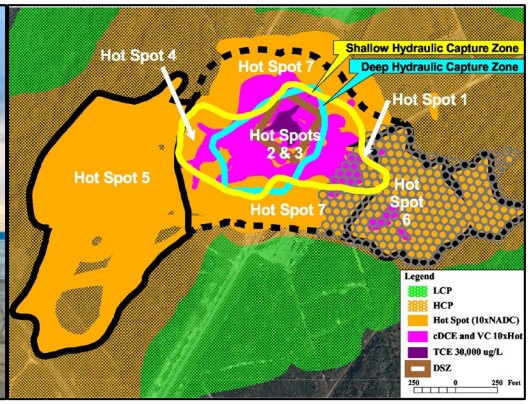

- IM Objective: Hydraulically control the DSZ and TCE HCP within Hot Spots 2, 3, and 4 by hydraulic containment and ex-situ treatment
- Current process system components:
  - 10 shallow recovery wells (~15 to 45 ft bls)
  - 7 deep recovery wells (~50 to 80 ft bls)
  - Equalization tank and discharge pump
  - Air stripping, discharge pump, and carbon treatment
  - Catalytic oxidizer and scrubbing unit
  - Deep well injection and infiltration gallery discharge
- To date 205 million gallons have been processed and 67,000 pounds of VOCs have been destroyed

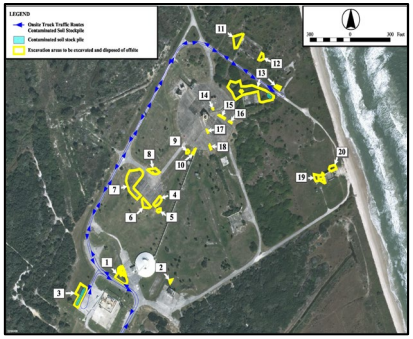

- IM Objective: Excavate contaminated soil with PCBs, TRPH, and/or dioxins/furans (TCDD TEQ) at concentrations greater than RSCTLs
  - 1,622 yd^3 excavated from 20 areas and disposed off-site
  - NFA approved for 20 areas
  - Further investigation required for Electrical Substation T-2 (LOC 2); PCBs > 50 mg/kg

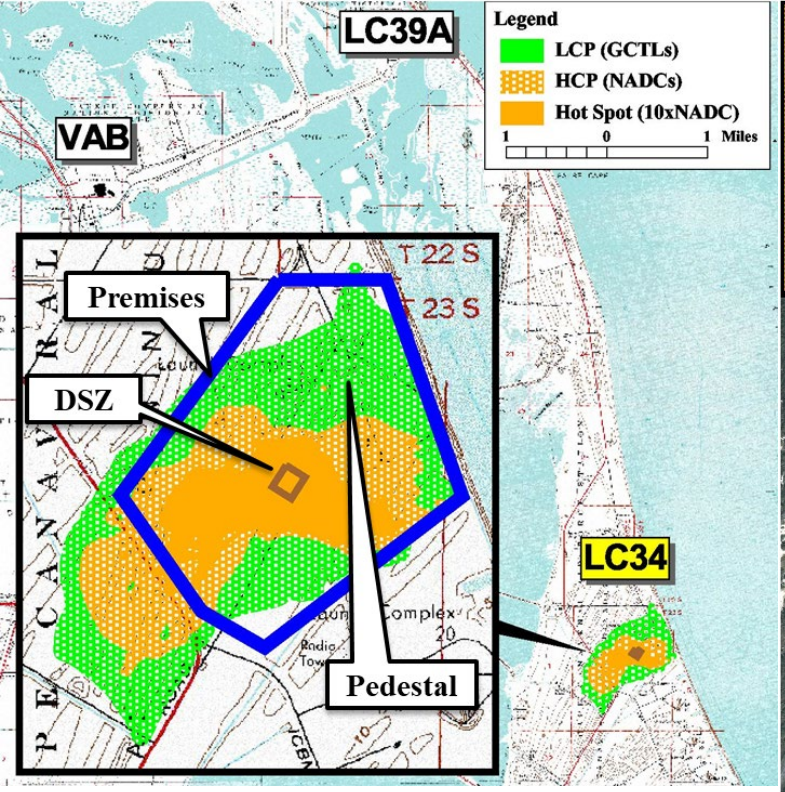

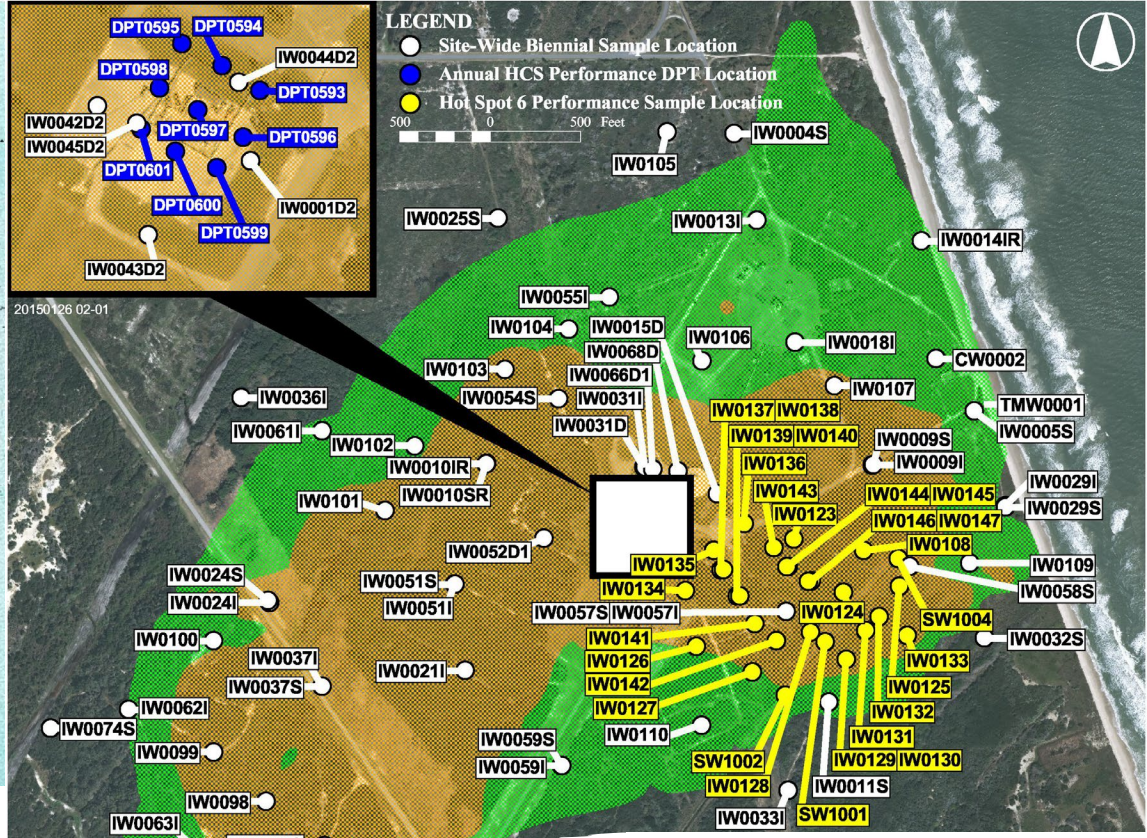

- LC34 is located on Cape Canaveral Air Force Station which is a barrier island bounded by the Banana River and Atlantic Ocean
- The Air Force has issued NASA a permit granting the privilege for the use of real property and facilities referred to as the "Premises" for environmental restoration
- KSC Visitor Bus Tour and CCAFS tours regularly stop at the launch pedestal
- Current plume footprint covers 327 acres (LCP), 162 acres (HCP), 63 acres (Hot Spots), and 11 acres (10x Hot Spots)

Monitoring:

- Monthly Sampling:
  - HCS effluent sampling
    - Air strippers
    - GAC when online
- Quarterly Sampling:
  - HCS total system influent / effluent
  - HCS individual recovery wells
  - Hot Spot 6 performance sampling
- Annual Sampling:
  - HCS CatOx influent and effluent
  - HCS DPT samples from 9 locations
- Biennial Sampling:
  - Site-wide LTM

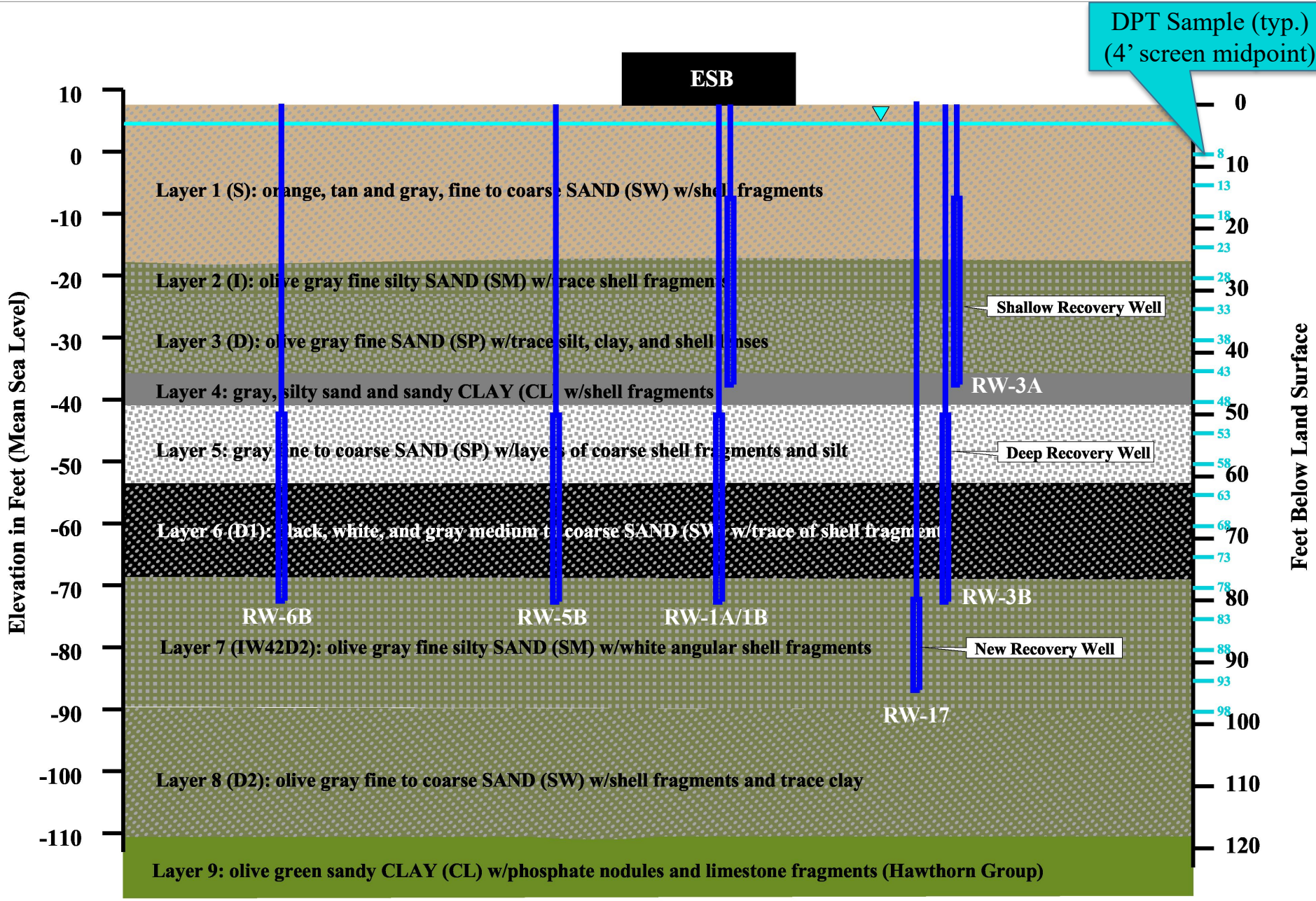

Site Geology with Recovery Wells and DPT Sample Intervals

Layer	Description	Photo
1 (S)	orange, tan and gray, fine to coarse SAND (SW) w/shell fragments	
2 (I)	olive gray fine silty SAND (SM) w/trace shell fragments	
3 (D)	olive gray fine SAND (SP) w/trace silt, clay, and shell lenses	
4	gray, silty sand and sandy CLAY (CL) w/shell fragments	
5	gray fine to coarse SAND (SP) w/layers of coarse shell fragments and silt	
6 (D1)	black, white, and gray medium to coarse SAND (SW) w/trace shell fragments	
7	olive gray fine silty SAND (SM) w/white angular shell fragments	
8 (D2)	olive gray fine to coarse SAND (SW) w/shell fragments and trace clay	Description from Deep Soil Coring completed in 2002, no photos available
9	olive green sandy CLAY (CL) w/phosphate nodules and limestone fragments (Hawthorn Group)	

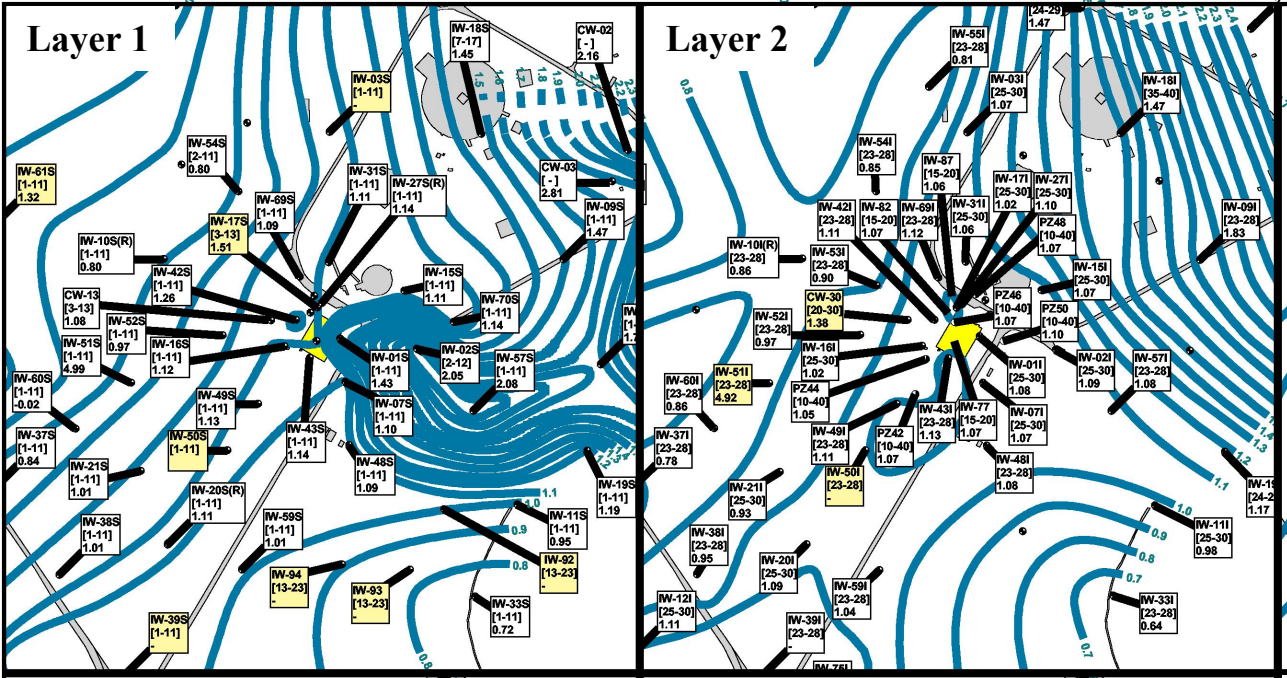

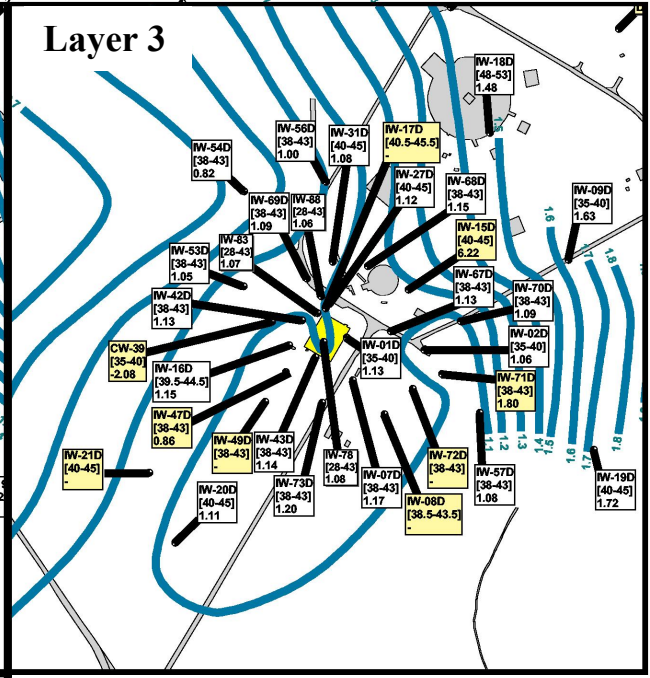

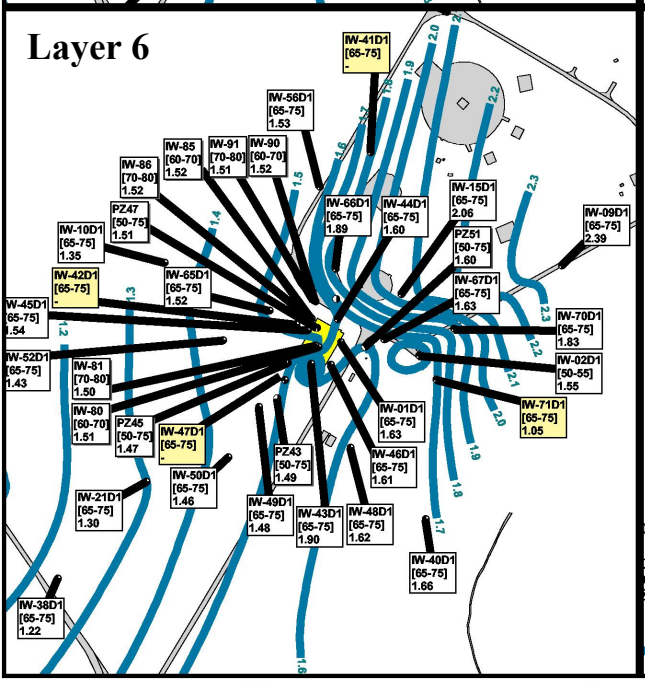

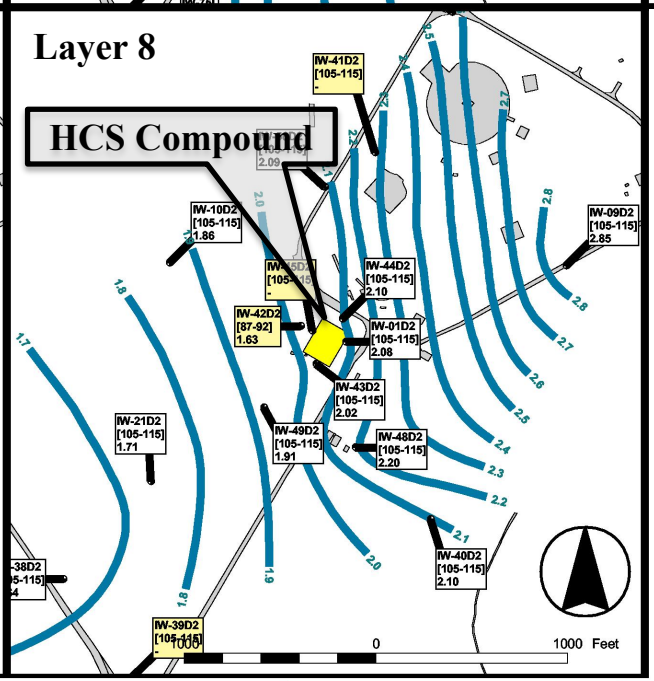

- Prior to HCS operation in December 2009 groundwater flow patterns in the shallow groundwater flow system (Layers 1, 2, and 3) localized source area groundwater mounding near the HCS Compound and in the deeper groundwater flow system (Layers 6 and 8) flow generally to the southeast, southwest, and west.
- Hydraulic Conductivity:

Layer	ft/d
1	30
2	4
3	3
4	1.67×10^{-4}
5	0.4
6	7.5
7	0.4
8	3
9	Hawthorn

Response to AECOM Comments

3. **Slides 11 and 39 Lithology Transects: AECOM suggests adding labels to each Layer that provides the estimated hydraulic conductivity value.**

   Response: The estimated hydraulic conductivity was provided on Slide 7 for the individual layers.



- DSZ defined in the CMS as a 2-acre area to 75' bls encompassing the extent of TCE DNAPL determined by soil concentrations TCE ≥ 300 mg/kg and the transition zone to 100 mg/kg, calculated mass of 74,000 and 12,000 pounds respectively
- Investigation area footprint 4.5 acres, including 2.5 acres mowed and maintained and the remainder paved or covered by Blockhouse
- Elevation of former ESB pad is 10 ft and there is a 2 to 3-foot elevation change in ditches and field to southwest
- Depth to groundwater approximately 5 ft bls and groundwater flow within the capture zone is controlled by HCS

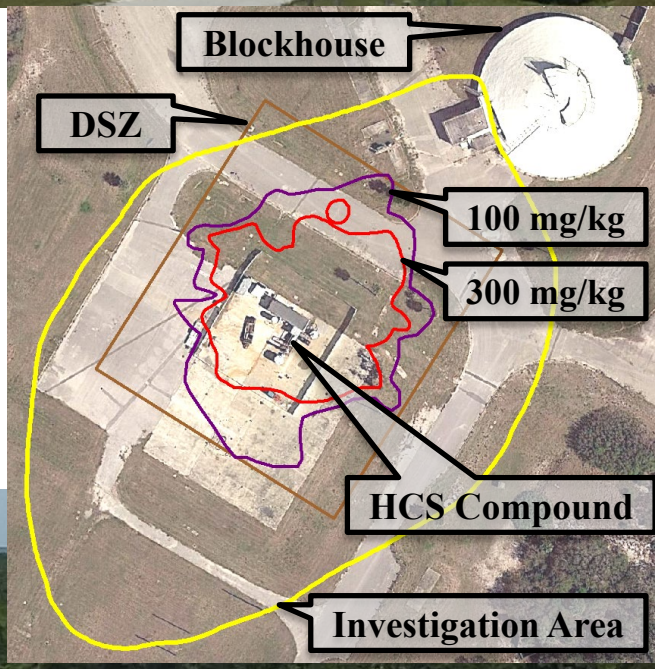



TCE Prior to HCS (2009)

TCE Site Characterization (2019)



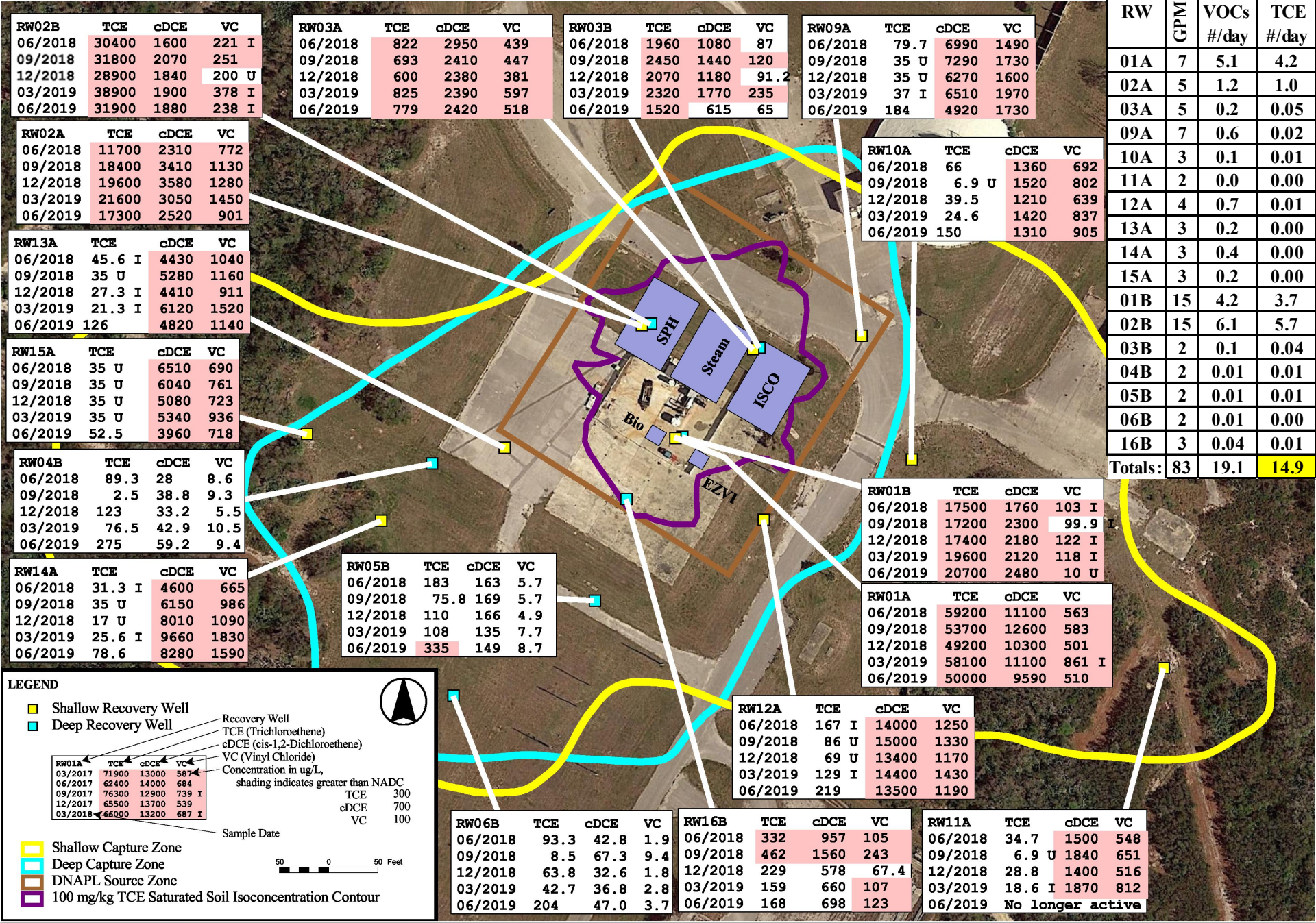

RW02B	TCE	cDCE	VC
06/2018	30400	1600	221 I
09/2018	31800	2070	251
12/2018	28900	1840	200 U
03/2019	38900	1900	378 I
06/2019	31900	1880	238 I

RW03A	TCE	cDCE	VC
06/2018	822	2950	439
09/2018	693	2410	447
12/2018	600	2380	381
03/2019	825	2390	597
06/2019	779	2420	518

RW03B	TCE	cDCE	VC
06/2018	1960	1080	87
09/2018	2450	1440	120
12/2018	2070	1180	91.2
03/2019	2320	1770	235
06/2019	1520	615	65

RW09A	TCE	cDCE	VC
06/2018	79.7	6990	1490
09/2018	35 U	7290	1730
12/2018	35 U	6270	1600
03/2019	37 I	6510	1970
06/2019	184	4920	1730

RW02A	TCE	cDCE	VC
06/2018	11700	2310	772
09/2018	18400	3410	1130
12/2018	19600	3580	1280
03/2019	21600	3050	1450
06/2019	17300	2520	901

RW10A	TCE	cDCE	VC
06/2018	66	1360	692
09/2018	6.9 U	1520	802
12/2018	39.5	1210	639
03/2019	24.6	1420	837
06/2019	150	1310	905

RW13A	TCE	cDCE	VC
06/2018	45.6 I	4430	1040
09/2018	35 U	5280	1160
12/2018	27.3 I	4410	911
03/2019	21.3 I	6120	1520
06/2019	126	4820	1140

RW15A	TCE	cDCE	VC
06/2018	35 U	6510	690
09/2018	35 U	6040	761
12/2018	35 U	5080	723
03/2019	35 U	5340	936
06/2019	52.5	3960	718

RW04B	TCE	cDCE	VC
06/2018	89.3	28	8.6
09/2018	2.5	38.8	9.3
12/2018	123	33.2	5.5
03/2019	76.5	42.9	10.5
06/2019	275	59.2	9.4

RW01B	TCE	cDCE	VC
06/2018	17500	1760	103 I
09/2018	17200	2300	99.9 I
12/2018	17400	2180	122 I
03/2019	19600	2120	118 I
06/2019	20700	2480	10 U

RW14A	TCE	cDCE	VC
06/2018	31.3 I	4600	665
09/2018	35 U	6150	986
12/2018	17 U	8010	1090
03/2019	25.6 I	9660	1830
06/2019	78.6	8280	1590

RW05B	TCE	cDCE	VC
06/2018	183	163	5.7
09/2018	75.8	169	5.7
12/2018	110	166	4.9
03/2019	108	135	7.7
06/2019	335	149	8.7

RW01A	TCE	cDCE	VC
06/2018	59200	11100	563
09/2018	53700	12600	583
12/2018	49200	10300	501
03/2019	58100	11100	861 I
06/2019	50000	9590	510

RW12A	TCE	cDCE	VC
06/2018	167 I	14000	1250
09/2018	86 U	15000	1330
12/2018	69 U	13400	1170
03/2019	129 I	14400	1430
06/2019	219	13500	1190

RW06B	TCE	cDCE	VC
06/2018	93.3	42.8	1.9
09/2018	8.5	67.3	9.4
12/2018	63.8	32.6	1.8
03/2019	42.7	36.8	2.8
06/2019	204	47.0	3.7

RW16B	TCE	cDCE	VC
06/2018	332	957	105
09/2018	462	1560	243
12/2018	229	578	67.4
03/2019	159	660	107
06/2019	168	698	123

RW11A	TCE	cDCE	VC
06/2018	34.7	1500	548
09/2018	6.9 U	1840	651
12/2018	28.8	1400	516
03/2019	18.6 I	1870	812
06/2019	No longer active		

RW	GPM	VOCs #/day	TCE #/day
01A	7	5.1	4.2
02A	5	1.2	1.0
03A	5	0.2	0.05
09A	7	0.6	0.02
10A	3	0.1	0.01
11A	2	0.0	0.00
12A	4	0.7	0.01
13A	3	0.2	0.00
14A	3	0.4	0.00
15A	3	0.2	0.00
01B	15	4.2	3.7
02B	15	6.1	5.7
03B	2	0.1	0.04
04B	2	0.01	0.01
05B	2	0.01	0.01
06B	2	0.01	0.00
16B	3	0.04	0.01
Totals:	83	19.1	14.9

LEGEND

- Shallow Recovery Well
- Deep Recovery Well

Recovery Well
TCE (Trichloroethene)
cDCE (cis-1,2-Dichloroethene)
VC (Vinyl Chloride)
Concentration in ug/L,
shading indicates greater than NADC

RW01A	TCE	cDCE	VC
03/2017	71900	13000	587
06/2017	62400	14000	684
09/2017	76300	12900	739 I
12/2017	65500	13700	539
03/2018	66000	13200	687 I

Sample Date

TCE	300
cDCE	700
VC	100

- Shallow Capture Zone
- Deep Capture Zone
- DNAPL Source Zone
- 100 mg/kg TCE Saturated Soil Isoconcentration Contour

50 0 50 Feet

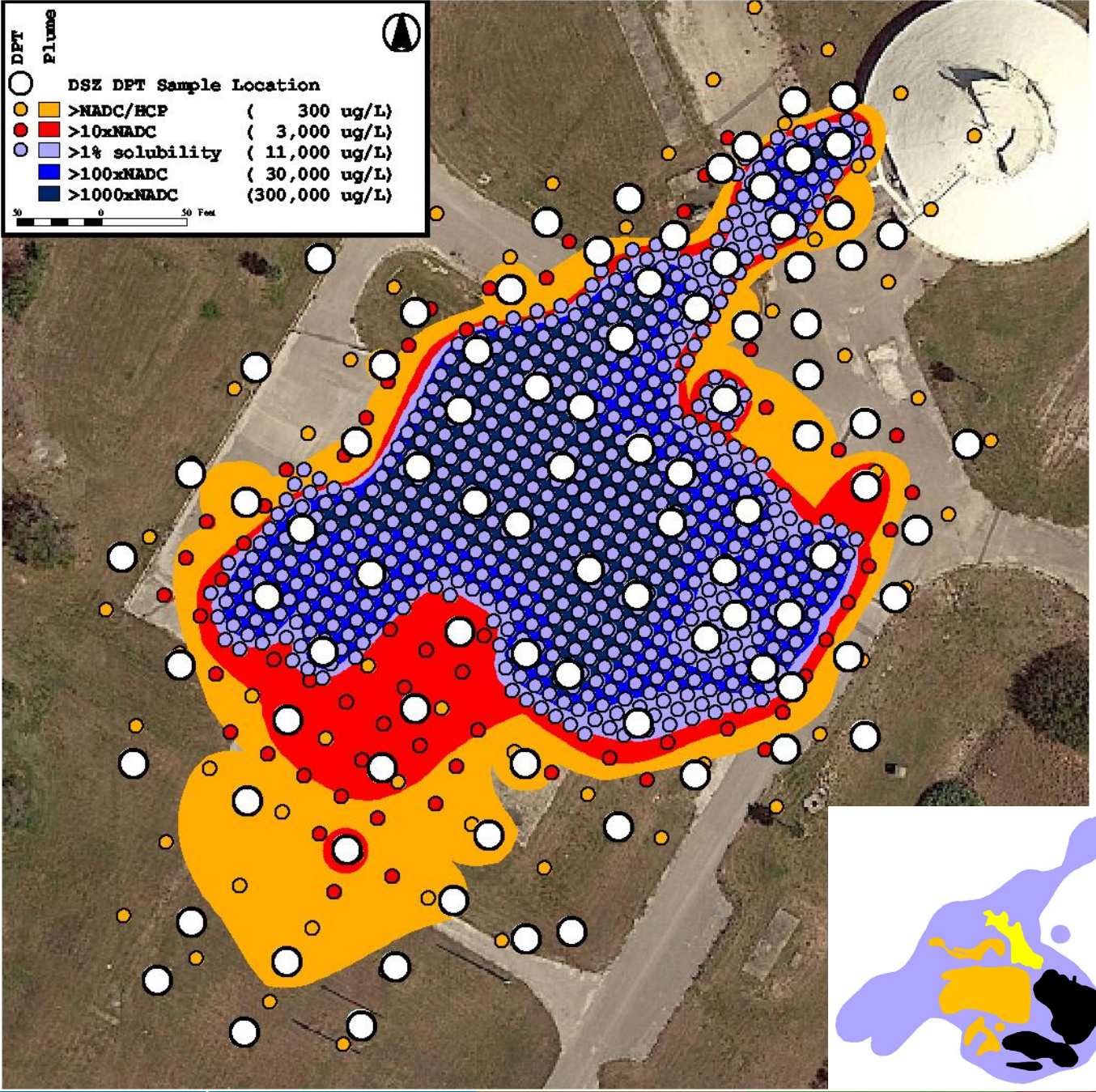

Site Characterization Spacing:

- Following the DPD recommended sampling frequency spacing for HCP (50-ft), HS (25-ft), and SZ (10-ft) delineation could have resulted in 59, 63, and 670 locations, respectively
- White locations represent the actual 89 DPT locations sampled from May 2018 to March 2019
  - 1196 groundwater samples
  - 5-ft intervals from 8 to 98 ft bls
  - Onsite lab analysis of Freon, TCE, DCE, and VC
  - TCE is being presented for this Site Characterization
- Sampling strategy was developed to support the following RAE Source Area Alternatives:
  - LDA with Steam
  - Thermal Treatment
  - P&T with amendment addition
- The current LC34 SZ, defined as 1% solubility of TCE, is ~1.4 acres is much larger than CHP, HMFN, and WC SZs

	CHP	HMFN	WC
SZ:	PCE	TCE	TCE
% solubility:	4%	1%	1%
SZ in acres:	0.05	0.26	0.23
LC34 comparison:	28x	5.4x	6.1x

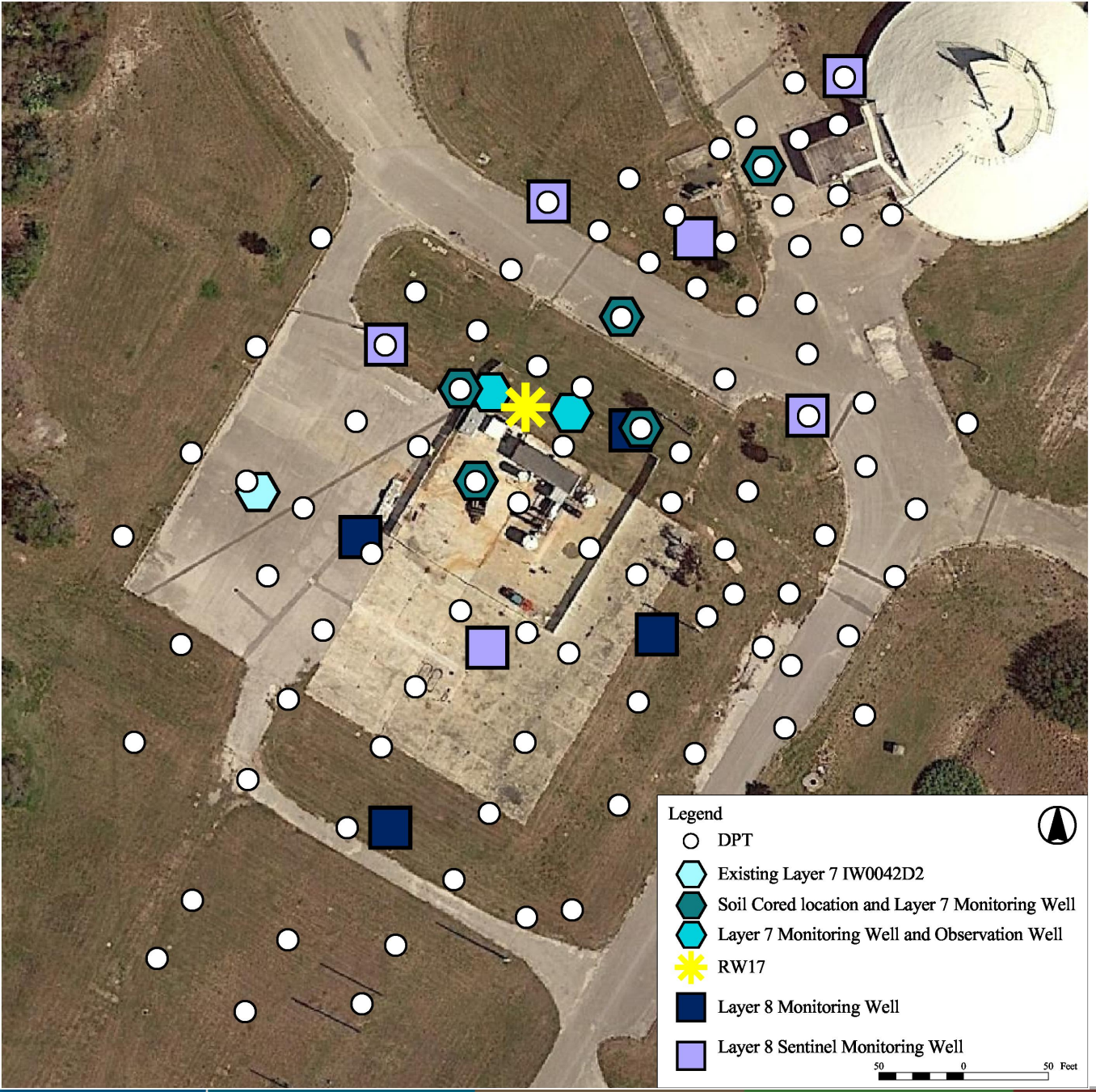

Background:

- HCS DPT performance sampling conducted in November 2017 had results orders of magnitude higher than previous MW results, maximum detections in µg/L:

	MW	DPT
TCE	22,700	1,580,000
cDCE	65,300	662,000
VC	31,500	107,000

Purpose:

- Focused to delineate TCE to 300 µg/L by collecting a robust horizontal and vertical dataset to support optimization of HCS and DSZ RAE

Investigation:

- In addition to the DPT collected groundwater samples, soil cores were collected from five locations to 80' bls
  - PID screening conducted
  - Soil samples collected for VOC and TOC analyses
  - DPT groundwater sampling within the drive casing from 80' to 100' bls to confirm previous results
  - Five monitoring wells were installed
- Six Layer 8 sentinel (vertical) wells were installed and sampled
- A recovery well and two observation wells installed in Layer 7 to support pump test

Sample_ID	Freon
LC34-DPT0594-043.0-20181106	440
LC34-DPT0594-048.0-20181106	680
LC34-DPT0594-053.0-20181106	2200
LC34-DPT0594-068.0-20181107	16
LC34-DPT0595-078.0-20181107	6700
LC34-DPT0596-018.0-20181108	4
LC34-DPT0597-053.0-20181109	290
LC34-DPT0597-078.0-20181109	4200
LC34-DPT0598-078.0-20181112	1100
LC34-DPT0599-023.0-20181113	2600
LC34-DPT0610-013.0-20180511	2
LC34-DPT0648-063.0-20181002	16700
LC34-DPT0648-068.0-20181002	750
LC34-DPT0648-078.0-20181002	5300
LC34-DPT0650-053.0-20181004	3500
LC34-DPT0651-053.0-20181008	5900
LC34-DPT0651-073.0-20181008	380
LC34-DPT0651-078.0-20181008	8500
LC34-DPT0664-063.0-20181029	1
LC34-DPT0671-078.0-20181120	5500
LC34-DPT0679-078.0-20181219	9900
LC34-DPT0684-073.0-20190304	1100

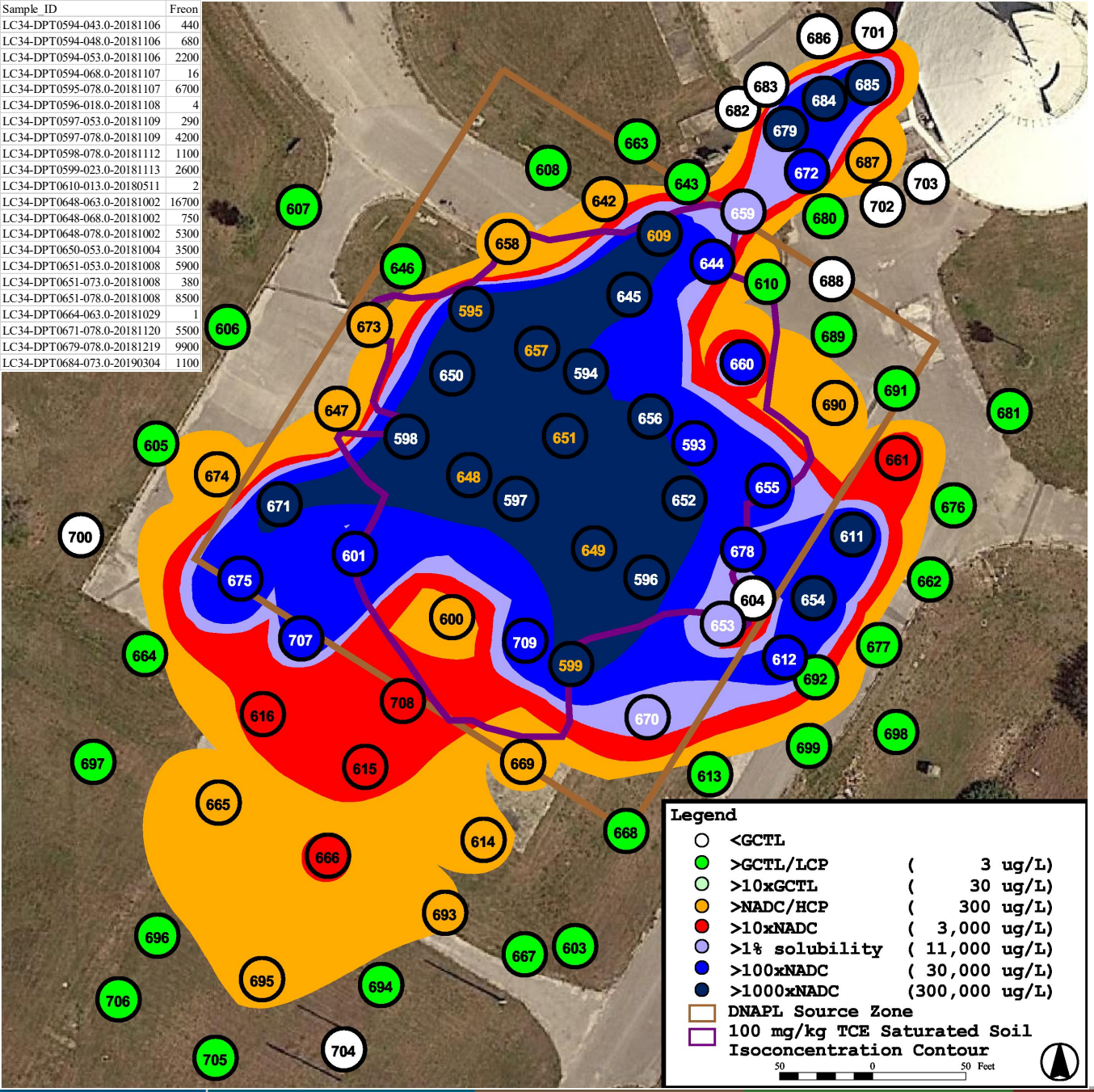

DPT Investigation Results:

- 1196 samples collected at 5 foot intervals from 8 to 98 ft bls from May 2018 to March 2019 from 89 locations were analyzed by onsite lab for Freon, TCE, DCE, and VC
- DNAPL observed in 7 samples (orange labels)
  - DPT0595-078.0
  - DPT0599-048.0
  - DPT0609-078.0
  - DPT0648-063.0
  - DPT0649-053.0
  - DPT0651-048.0
  - DPT0657-078.0



	TCE						
Interval (ft bls)	Samples	>GCTL	>NADC	>10xNADC	Maximum Location	Maximum (µg/L)	Average (µg/L)
8'	61	7	0	0	DPT610	105	4
13'	61	12	0	0	DPT610	220	6
18'	61	30	1	0	DPT611	1,500	31
23'	62	46	3	3	DPT611	67,000	2,155
28'	64	53	11	5	DPT599	479,000	16,417
33'	69	62	13	10	DPT599	683,000	20,991
38'	70	67	20	12	DPT599	759,000	21,599
43'	66	53	20	15	DPT648	1,200,000	53,626
48'	67	39	21	18	DPT648	1,810,000	108,340
53'	63	31	15	14	DPT657	1,100,000	87,483
58'	61	39	17	12	DPT650	1,540,000	110,327
63'	66	39	14	10	DPT648	10,300,000	208,933
68'	69	31	15	9	DPT650	792,000	17,855
73'	77	49	29	20	DPT685	418,000	25,681
78'	77	54	33	24	DPT598	3,190,000	162,217
83'	61	34	20	12	DPT648	146,000	7,138
88'	44	26	11	9	DPT650	177,000	8,499
93'	45	31	11	9	DPT650	795,000	33,856
98'	50	25	13	10	DPT650	373,000	12,066
		728	267	192			

TCE based on 2018/2019 DPT Investigation

Response to AECOM Comments

2. **Slide 15 DNAPL Observation: Please describe how observation of DNAPL was performed. Was an oleophilic dye used?**

   Response: DNAPL observation was visual. No additional testing was performed other than VOC analyses by the mobile lab.

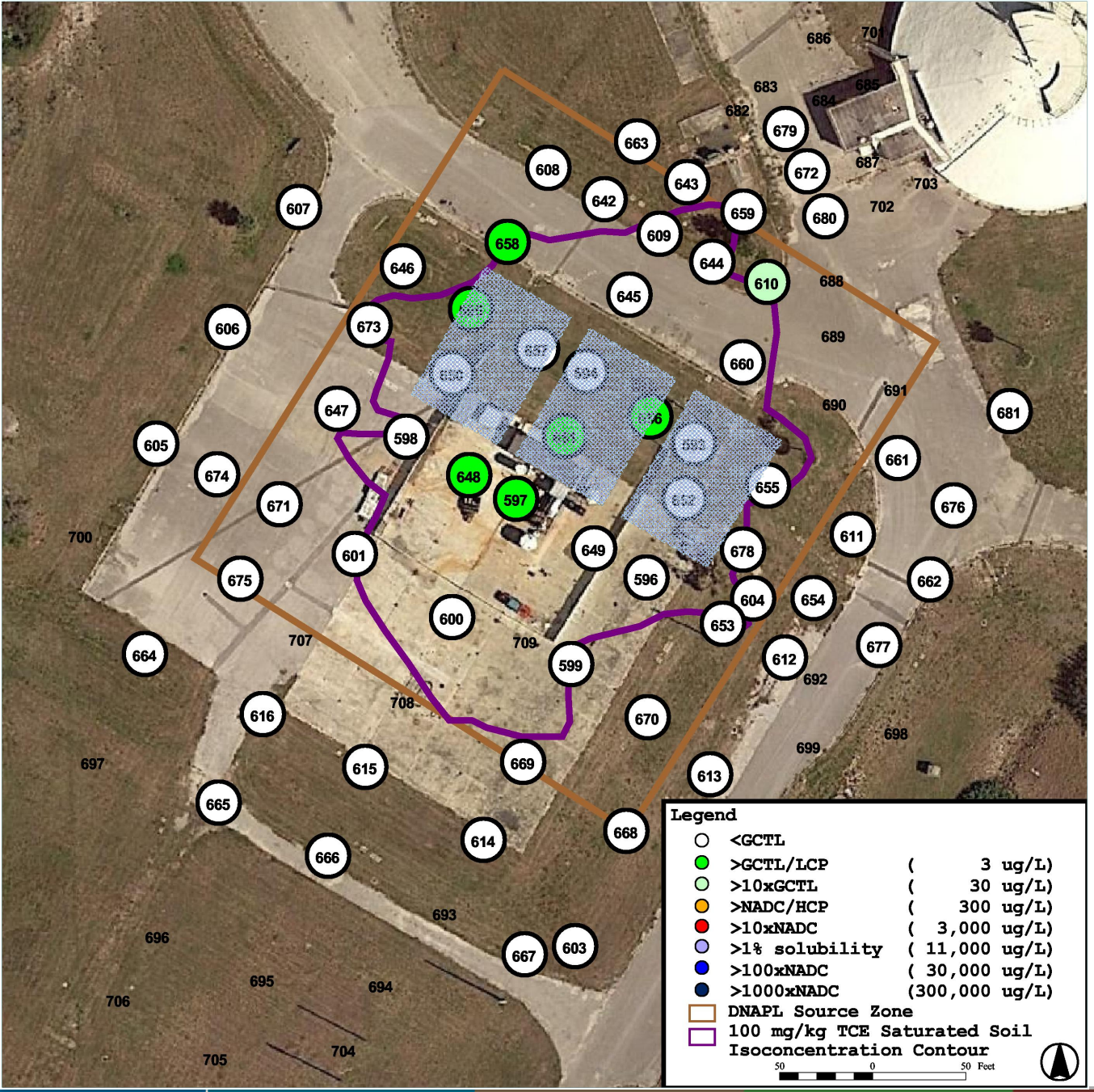

TCE interval slides:

- All sample locations have labels; only locations with symbol used in contouring
- If an interval had multiple results, maximum was used for contouring
- Contouring included all detections and treated non-detect values as detections.
  - 634 of 1196 TCE results BDL
  - Two results of 1000 U
  - One result of 500 U
  - 52 results of 290 U
  - Two results of 250 U
  - 10 results of 200 U
  - 32 results of 100 U
  - 535 results less than 70 U
- Contours were generated for these intervals:
  - 300 µg/L
  - 3,000 µg/L
  - 11,000 µg/L
  - 30,000 µg/L
  - 300,000 µg/L

8’ BLS interval:

- Maximum concentration 105 µg/L at DPT610
- All results less than 300 µg/L
- Team consensus: TCE does not exceed 300 µg/L in this interval

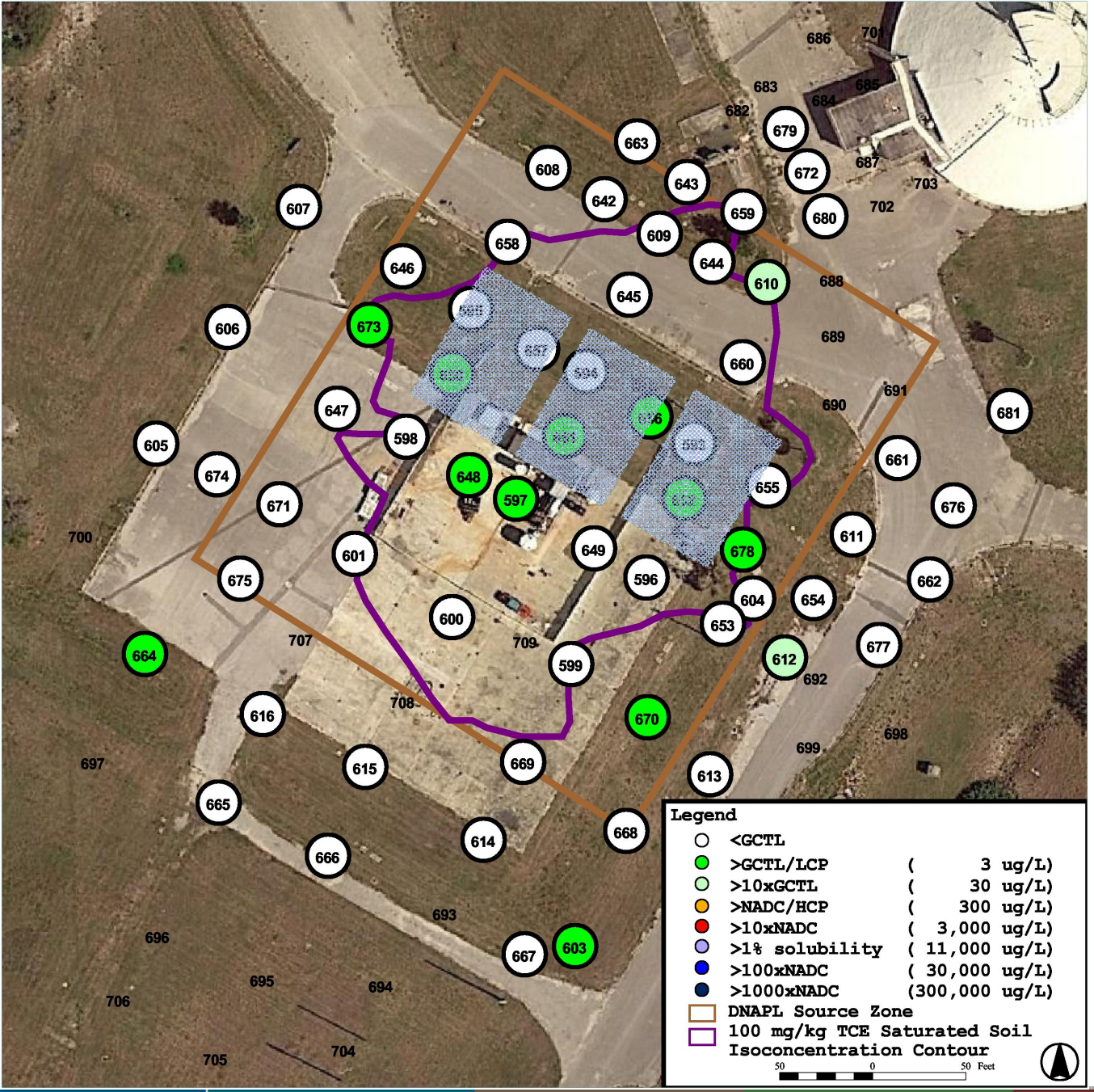

13' BLS interval:

- Maximum concentration 220 µg/L at DPT610
- All results less than 300 µg/L

- Team consensus: TCE does not exceed 300 µg/L in this interval

Response to HydroGeoLogic, Inc. Comments

1. **Slides 21 thru 34 - DPT TCE Results: Consider showing the RWs on the DPT TCE Result Figures, which will allow the reader to visualize where the shallow and deep RWs are located in relation to the TCE results.**

   Response: Tt concurs, recovery wells have been added to slides 18 to 23 and 25 to 30.

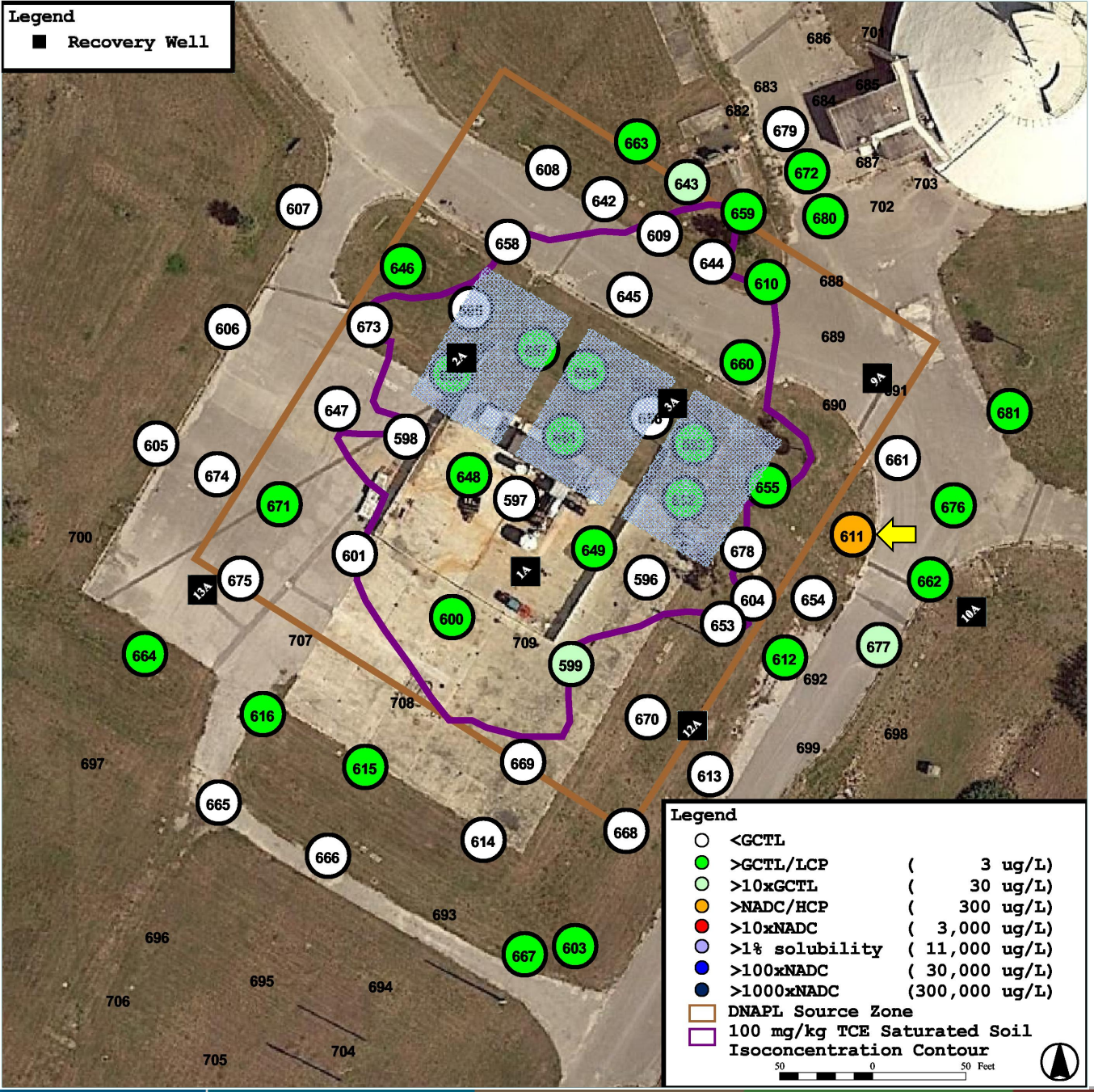

18' BLS interval:

- Maximum concentration 1,500 µg/L at DPT611, only result greater than TCE 300 µg/L
- Team consensus: TCE is adequately delineated horizontally to 300 µg/L in this interval

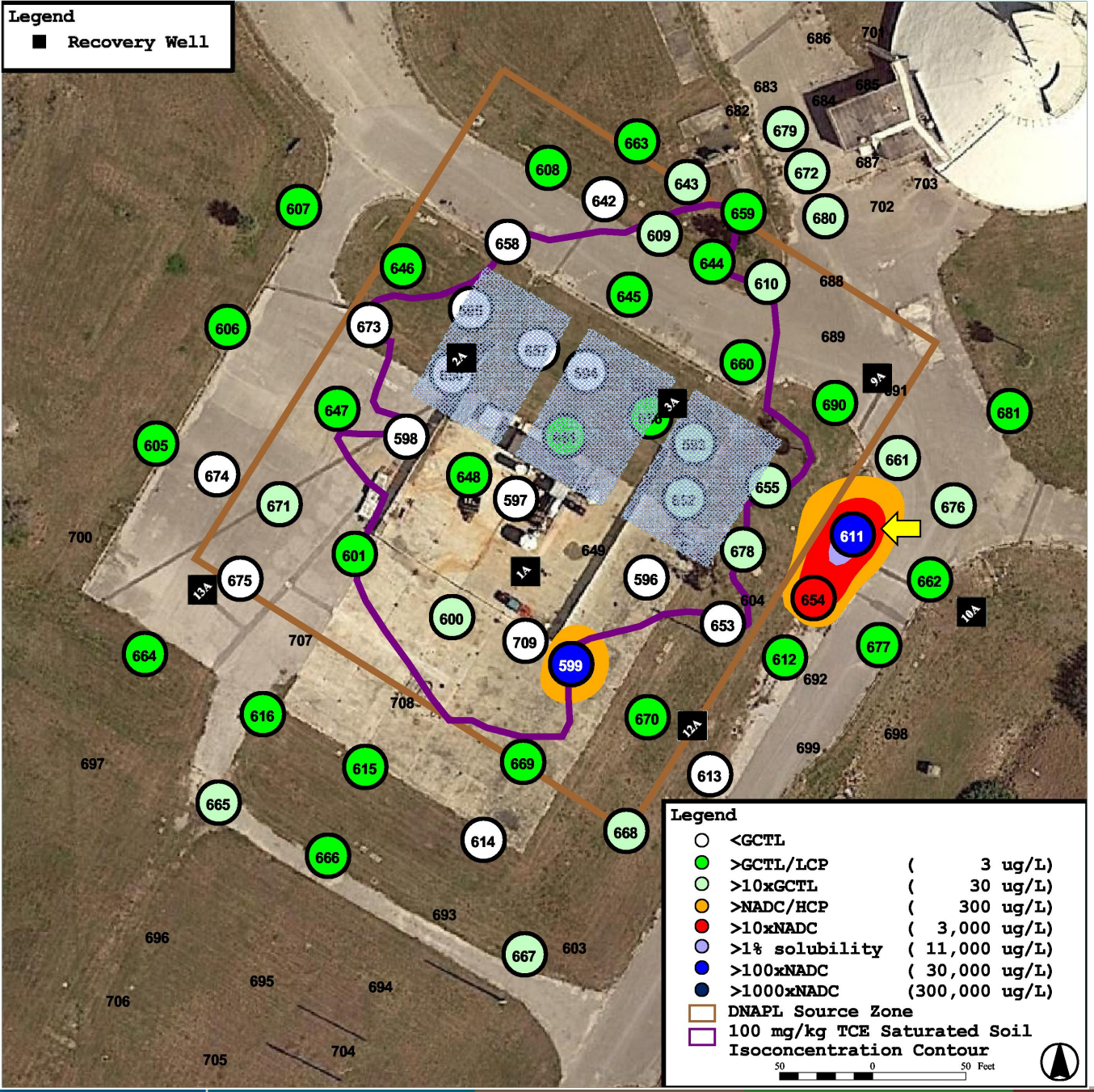

23' BLS interval:

- Maximum concentration 67,000 µg/L at DPT611, two additional results greater than TCE 300 µg/L at DPTs 654 (10,100) and 599 (54,700)
- Team consensus: TCE is adequately delineated horizontally to 300 µg/L in this interval

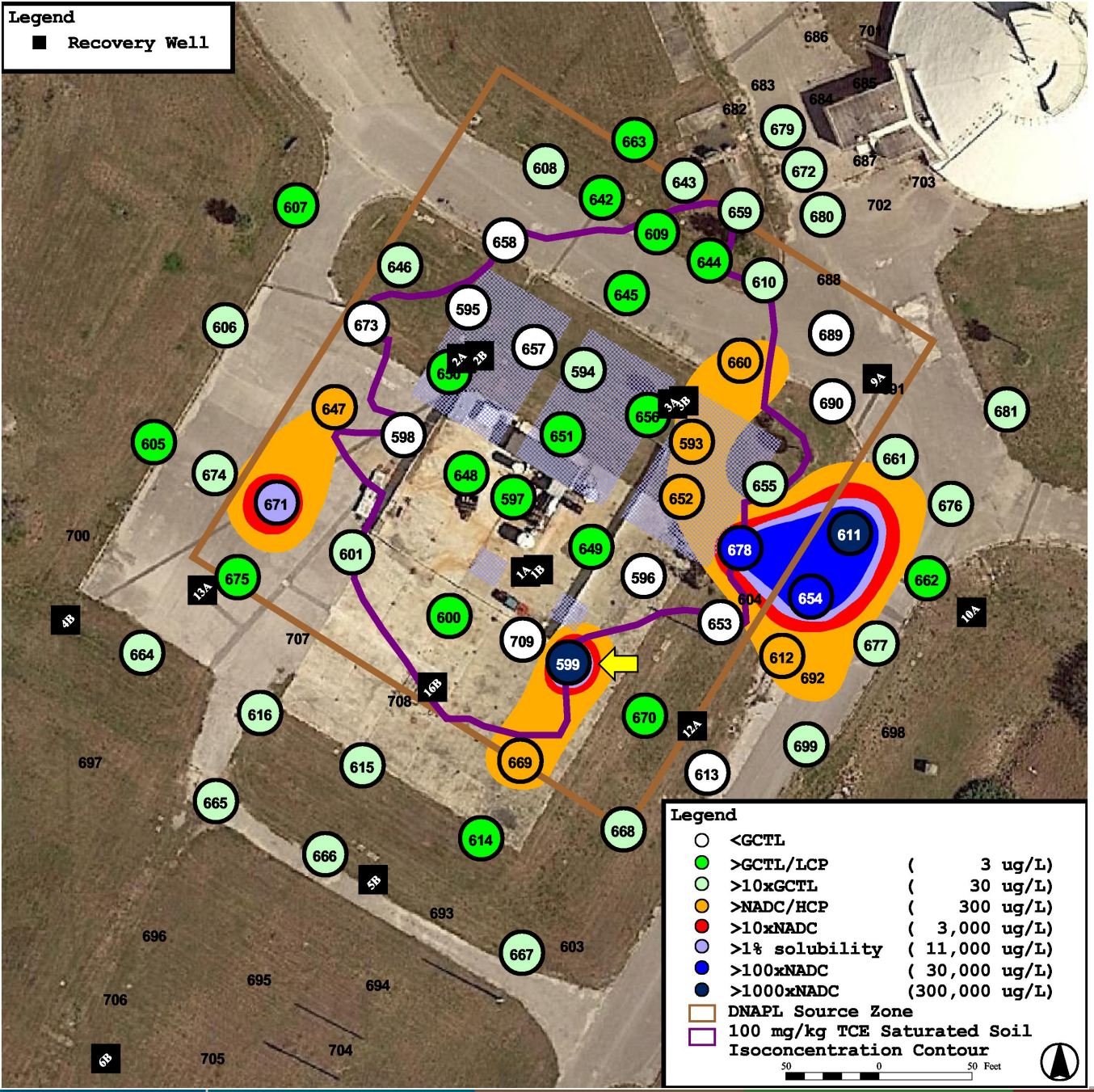

28' BLS interval:

- Maximum concentration 479,000 µg/L at DPT599, ten additional results greater than TCE 300 µg/L:
  - 316,000 at DPT611
  - 184,000 at DPT654
  - 37,400 at DPT678
  - 26,300 at DPT671
  - 1,200 at DPT593
  - 1,000 U at DPT669
  - 670 at DPT660
  - 340 at DPT647
  - 330 at DPT652
  - 330 at DPT612*

  * Additional delineation not conducted at DPT612, slide has been update with new sample results at DPT699

- Team consensus: TCE is adequately delineated horizontally to 300 µg/L in this interval

Response to HydroGeoLogic, Inc. Comments

2. **Slides 21, 29 and 30 - DPT TCE Results: The high concentration area extending toward the Blockhouse (Slides 29 and 30) between Layers 6 and 7 is relatively narrow and perhaps the result of migration through a narrow feature at the interface of these two layers. Please review the current and historic data to confirm that a similar narrow extension of contamination (Slide 21) is not occurring at DPT location 661.**

   Response: Tt concurs that the 100 mg/kg TCE Saturated Soil Isoconcentration Contour and perhaps a sublte change in the interface between Layers 6 and 7 support the TCE detected in DPTs 659, 672, 684, and 685 on slides 29 and 30. The elevated TCE detected in DPTs 654 and 612 shown on slide 21 could be related to the proximity of the 100 mg/kg TCE Saturated Soil Isoconcentration Contour near DPT 653 and review of existing data suggests decreasing concentrations towards DPTs 661 and the three DPTs (690, 691, and 681) surrounding DPT 661 indicate very low levels of TCE and/or less than detection limits.

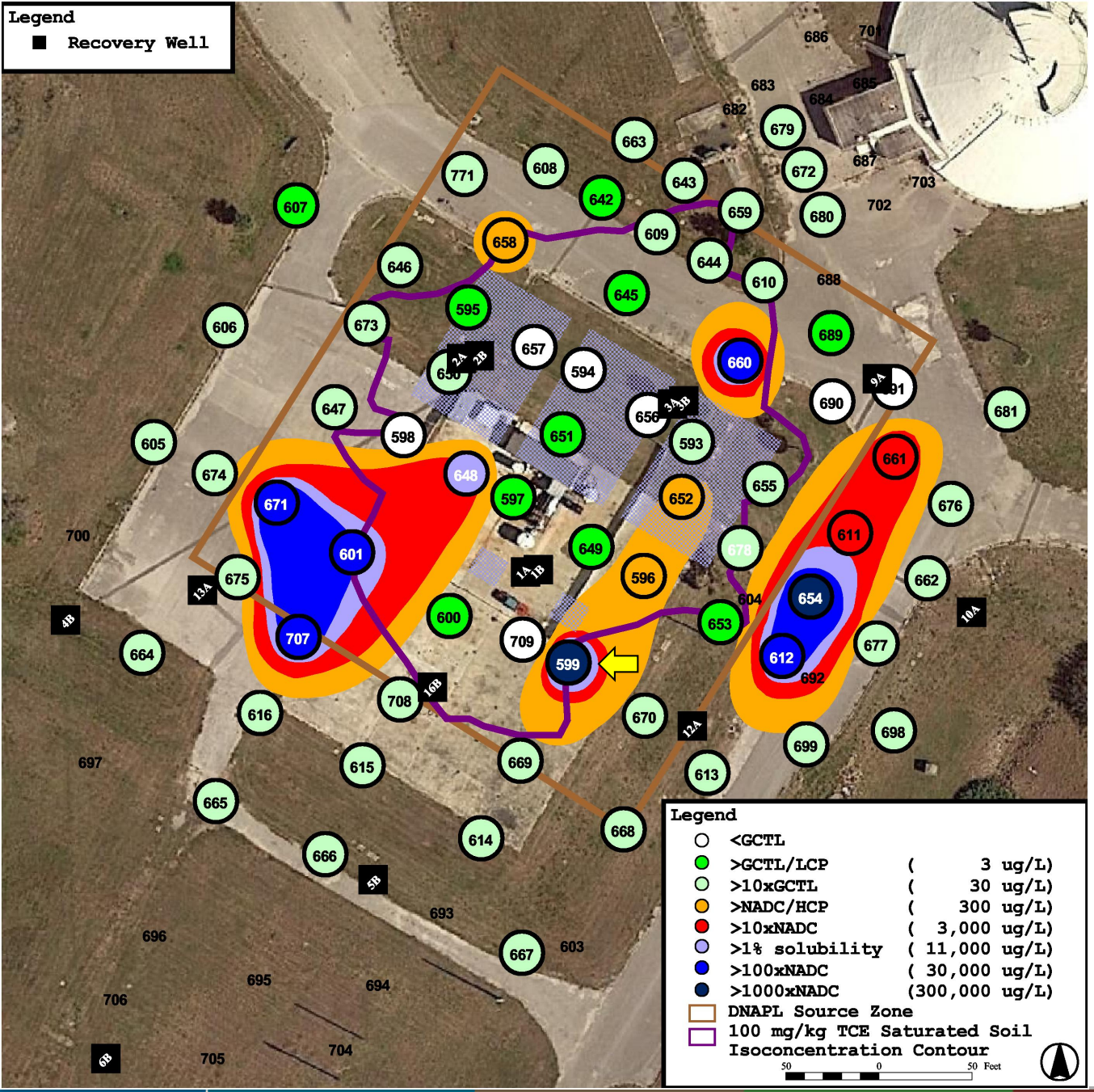

33' BLS interval:

- Maximum concentration 683,000 µg/L at DPT599, 12 additional results greater than TCE 300 µg/L:
  - 356,000 at DPT654
  - 145,000 at DPT660
  - 71,500 at DPT671
  - 68,100 at DPT612
  - 54,400 at DPT707
  - 33,800 at DPT601
  - 13,000 at DPT648
  - 8,400 at DPT611
  - 6,200 at DPT661
  - 810 at DPT596
  - 360 at DPT652
  - 350 at DPT658*

  * Additional delineation not conducted at DPT658, slide has been update with new sample results at DPT771

- Team consensus: TCE is adequately delineated horizontally to 300 µg/L in this interval

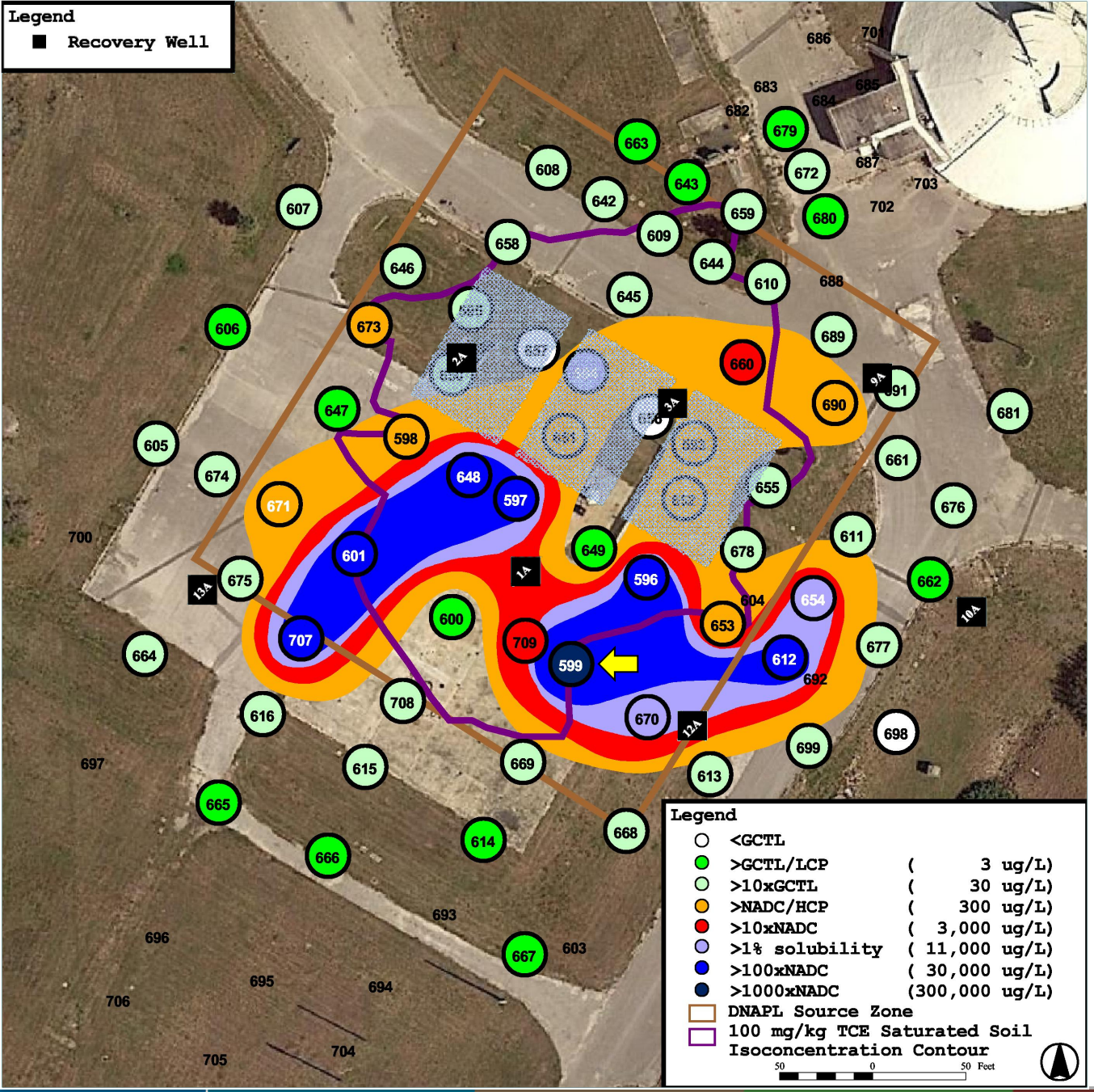

38' BLS interval:

- Maximum concentration 759,000 µg/L at DPT599, 19 additional results greater than TCE 300 µg/L:
  - 188,000 at DPT648
  - 153,000 at DPT596
  - 103,000 at DPT601
  - 79,500 at DPT597
  - 73,300 at DPT707
  - 59,800 at DPT612
  - 28,100 at DPT654
  - 25,800 at DPT670
  - 11,500 at DPT594
  - 10,300 at DPT709
  - 3,900 at DPT660
  - 2,200 at DPT598
  - 2,100 at DPT593
  - 1,600 at DPT653
  - 1,500 at DPT671
  - 1,000 U at DPT690
  - 660 at DPT651
  - 500 U at DPT673
  - 420 at DPT652
- Team consensus: TCE is adequately delineated horizontally to 300 µg/L in this interval

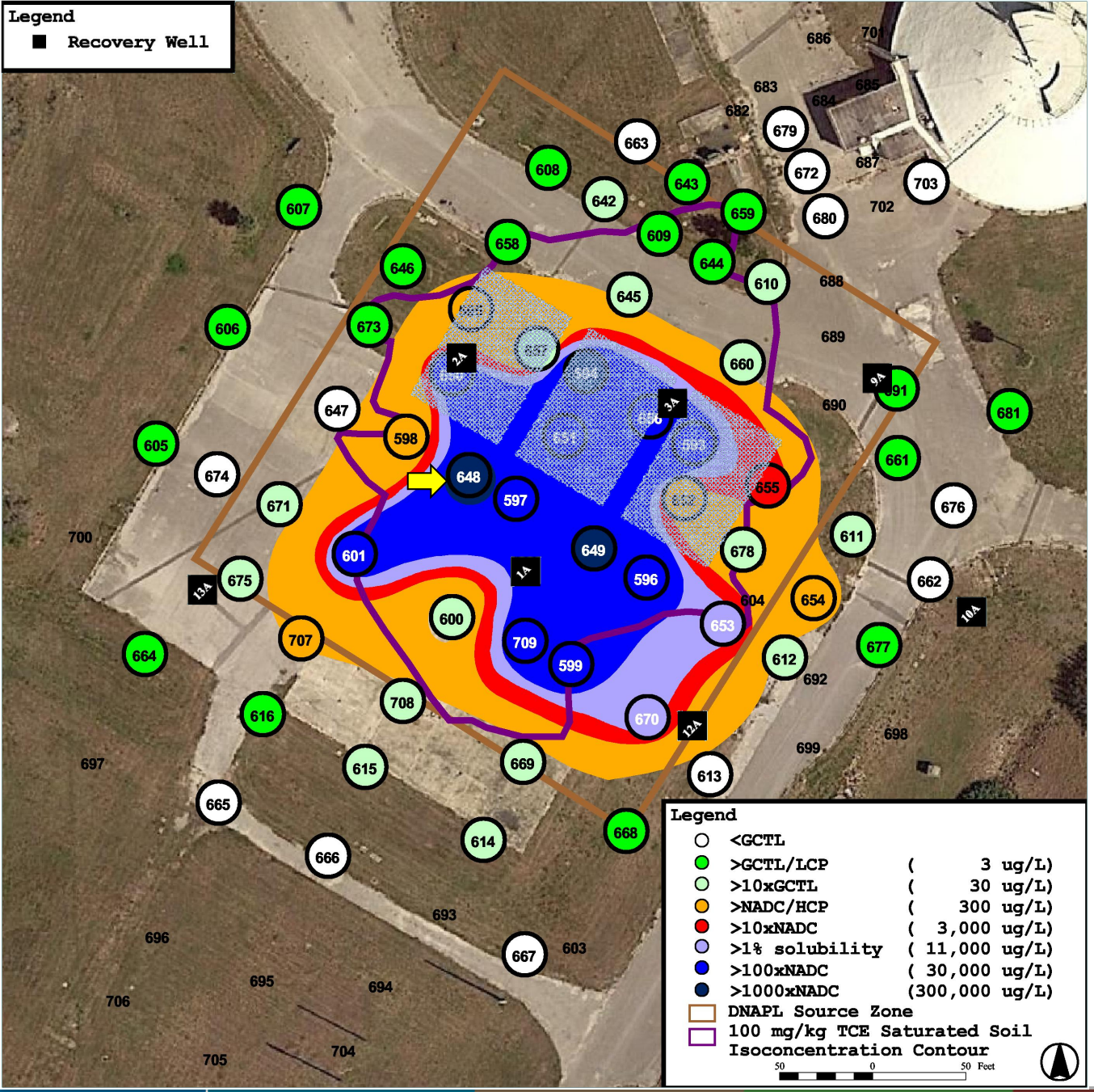

43' BLS interval:

- Maximum concentration 1,200,000 µg/L at DPT648, 19 additional results greater than TCE 300 µg/L:
  - 781,000 at DPT594
  - 413,000 at DPT649
  - 213,000 at DPT599
  - 166,000 at DPT709
  - 142,000 at DPT651
  - 121,000 at DPT596
  - 101,000 at DPT593
  - 97,900 at DPT601
  - 97,000 at DPT656
  - 89,300 at DPT597
  - 36,300 at DPT650
  - 28,700 at DPT653
  - 20,100 at DPT670
  - 6,900 at DPT655
  - 1,800 at DPT652
  - 1,600 at DPT595
  - 1,400 at DPT654
  - 320 at DPT598
  - 310 at DPT707
- Team consensus: TCE is adequately delineated horizontally to 300 µg/L in this interval

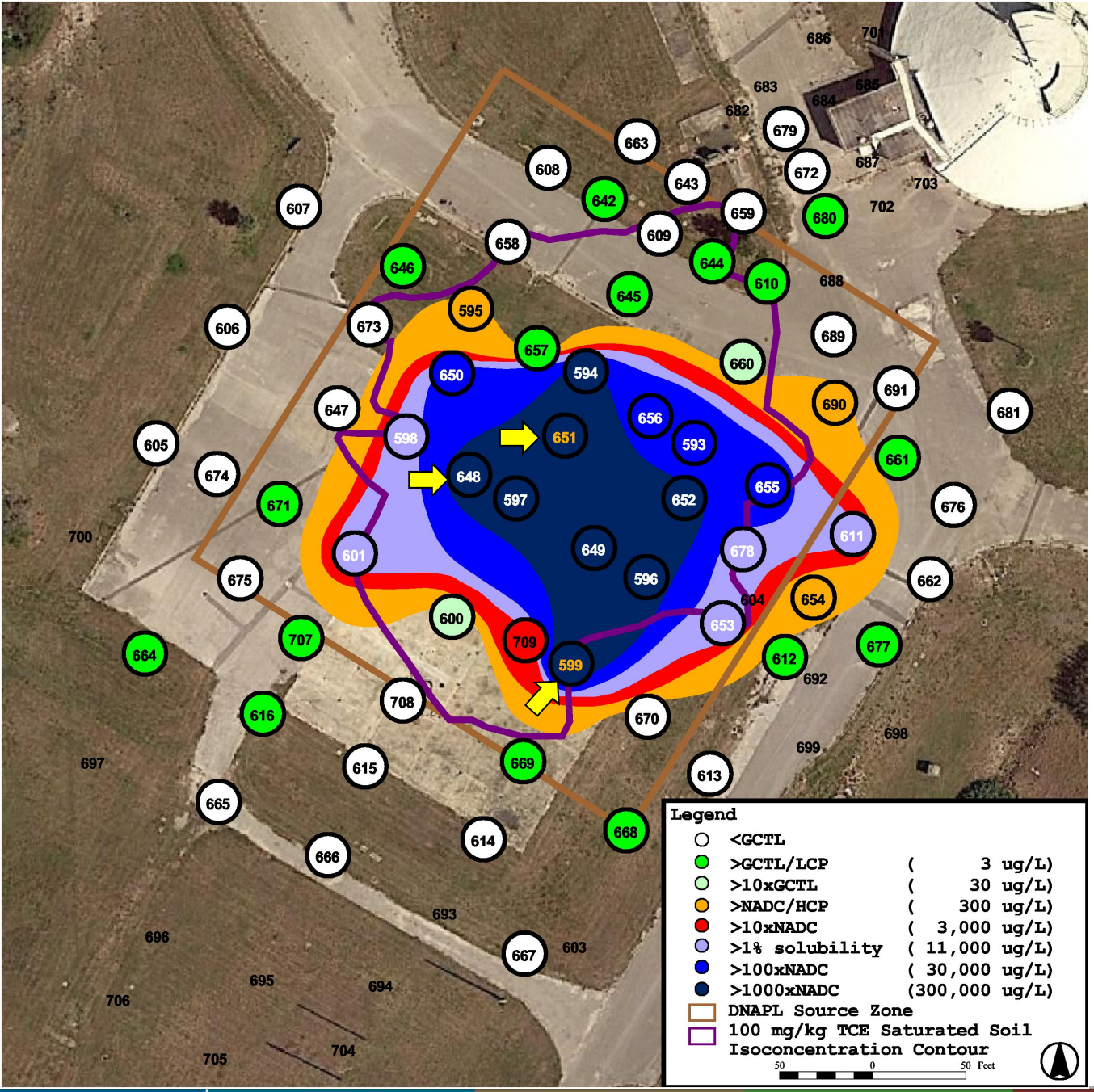

48' BLS interval:

- Maximum concentration 1,810,000 µg/L at DPT648, 20 additional results greater than TCE 300 µg/L:
  - 1,110,000 at DPT599 (**DNAPL**)
  - 842,000 at DPT651 (**DNAPL**)
  - 790,000 at DPT596
  - 742,000 at DPT649
  - 578,000 at DPT597
  - 379,000 at DPT652
  - 323,000 at DPT594
  - 296,000 at DPT655
  - 148,000 at DPT656
  - 75,300 at DPT593
  - 39,600 at DPT650
  - 27,300 at DPT598
  - 26,600 at DPT601
  - 25,000 at DPT653
  - 20,200 at DPT678
  - 13,300 at DPT611
  - 10,600 at DPT709
  - 1,400 at DPT690
  - 510 at DPT595
  - 340 at DPT654
- Team consensus: TCE is adequately delineated horizontally to 300 µg/L in this interval

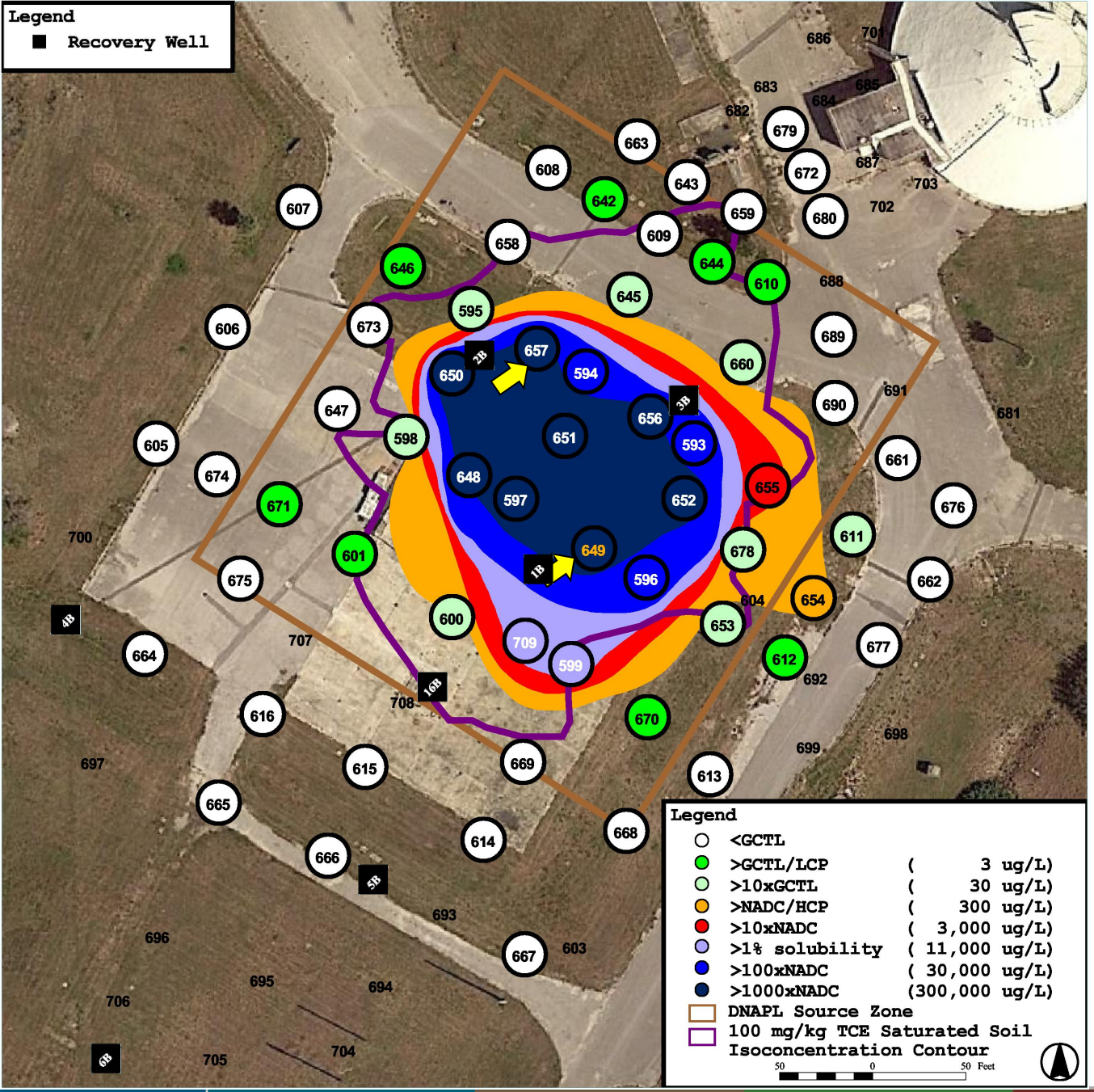

53' BLS interval:

- Maximum concentration 1,100,000 µg/L at DPT657, 14 additional results greater than TCE 300 µg/L:
  - 1,050,000 at DPT649 (**DNAPL**)
  - 942,000 at DPT652
  - 603,000 at DPT650
  - 495,000 at DPT597
  - 399,000 at DPT648
  - 376,000 at DPT656
  - 303,000 at DPT651
  - 91,600 at DPT596
  - 48,900 at DPT593
  - 42,000 at DPT594
  - 28,500 at DPT599
  - 26,600 at DPT709
  - 4,300 at DPT655
  - 490 at DPT654

- Team consensus: TCE is adequately delineated horizontally to 300 µg/L in this interval

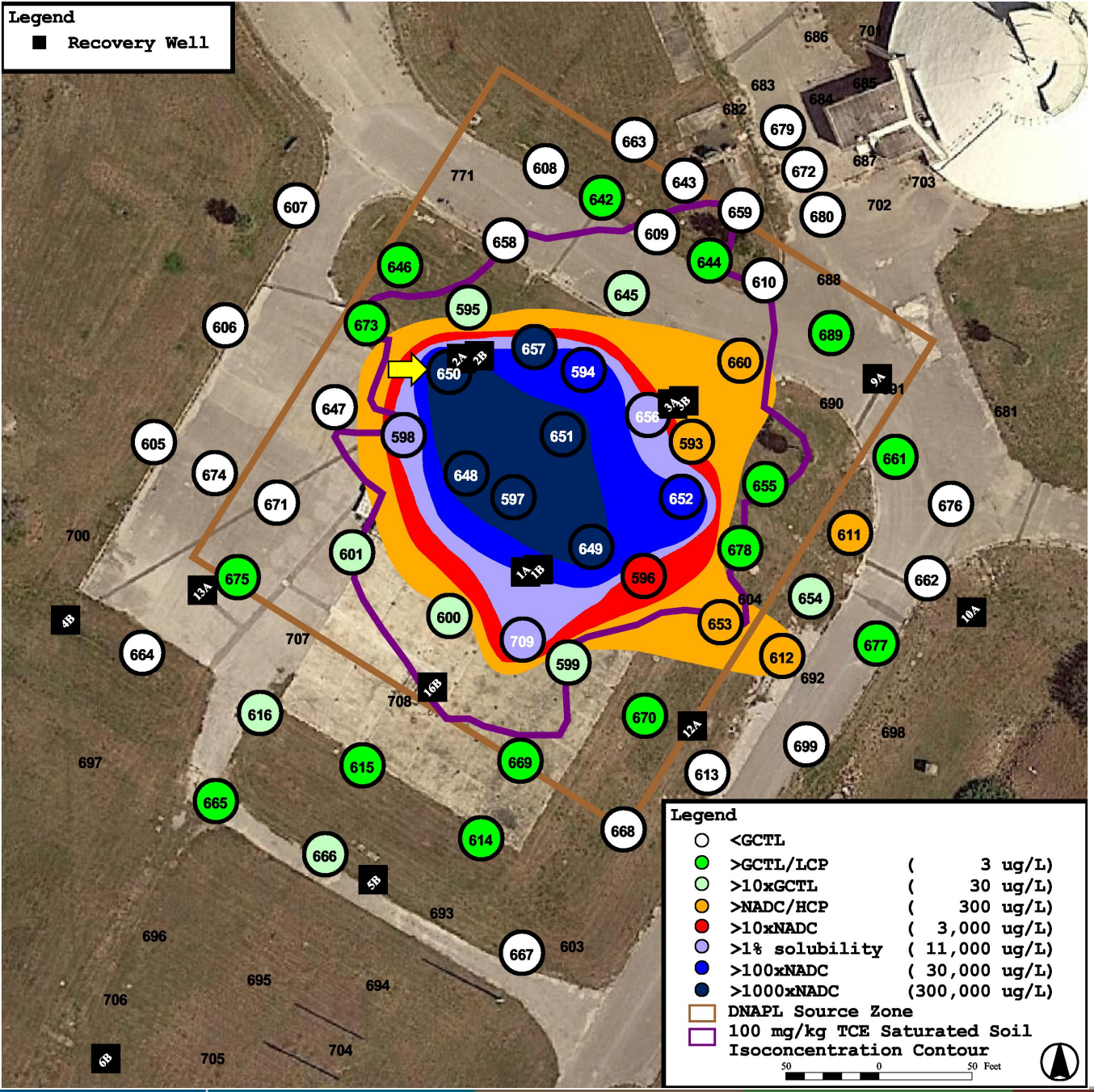

58' BLS interval:

- Maximum concentration 1,540,000 µg/L at DPT650, 16 additional results greater than TCE 300 µg/L:
  - 1,390,000 at DPT648
  - 916,000 at DPT651
  - 902,000 at DPT657
  - 811,000 at DPT597
  - 641,000 at DPT649
  - 261,000 at DPT652
  - 212,000 at DPT594
  - 15,800 at DPT598
  - 15,700 at DPT656
  - 13,700 at DPT709
  - 6,100 at DPT596
  - 2,900 at DPT593
  - 460 at DPT612*
  - 380 at DPT611
  - 370 at DPT660*
  - 360 at DPT653

  * Additional delineation not conducted at DPTs 612 and 660, slide has been update with new sample results at DPT699 and DPT689

- Team consensus: TCE is adequately delineated horizontally to 300 µg/L in this interval

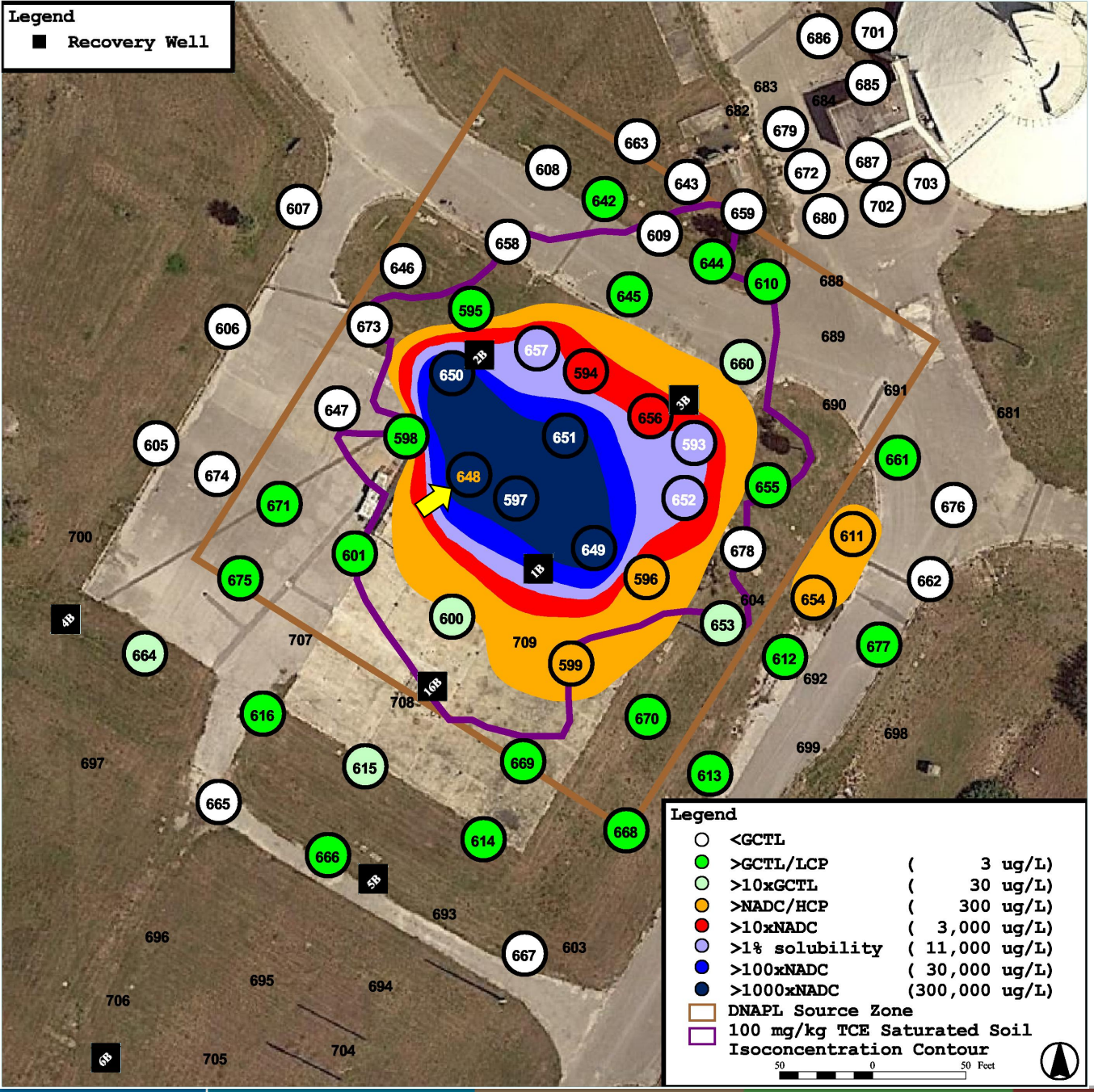

63' BLS interval:

- Maximum concentration 10,300,000 µg/L at DPT648 (**DNAPL**), 13 additional results greater than TCE 300 µg/L:
  - 1,150,000 at DPT649
  - 1,090,000 at DPT650
  - 701,000 at DPT651
  - 473,000 at DPT597
  - 25,100 at DPT657
  - 21,100 at DPT652
  - 17,500 at DPT593
  - 4,700 at DPT656
  - 3,300 at DPT594
  - 1,500 at DPT599
  - 610 at DPT596
  - 560 at DPT611
  - 410 at DPT654
- Team consensus: TCE is adequately delineated horizontally to 300 µg/L in this interval

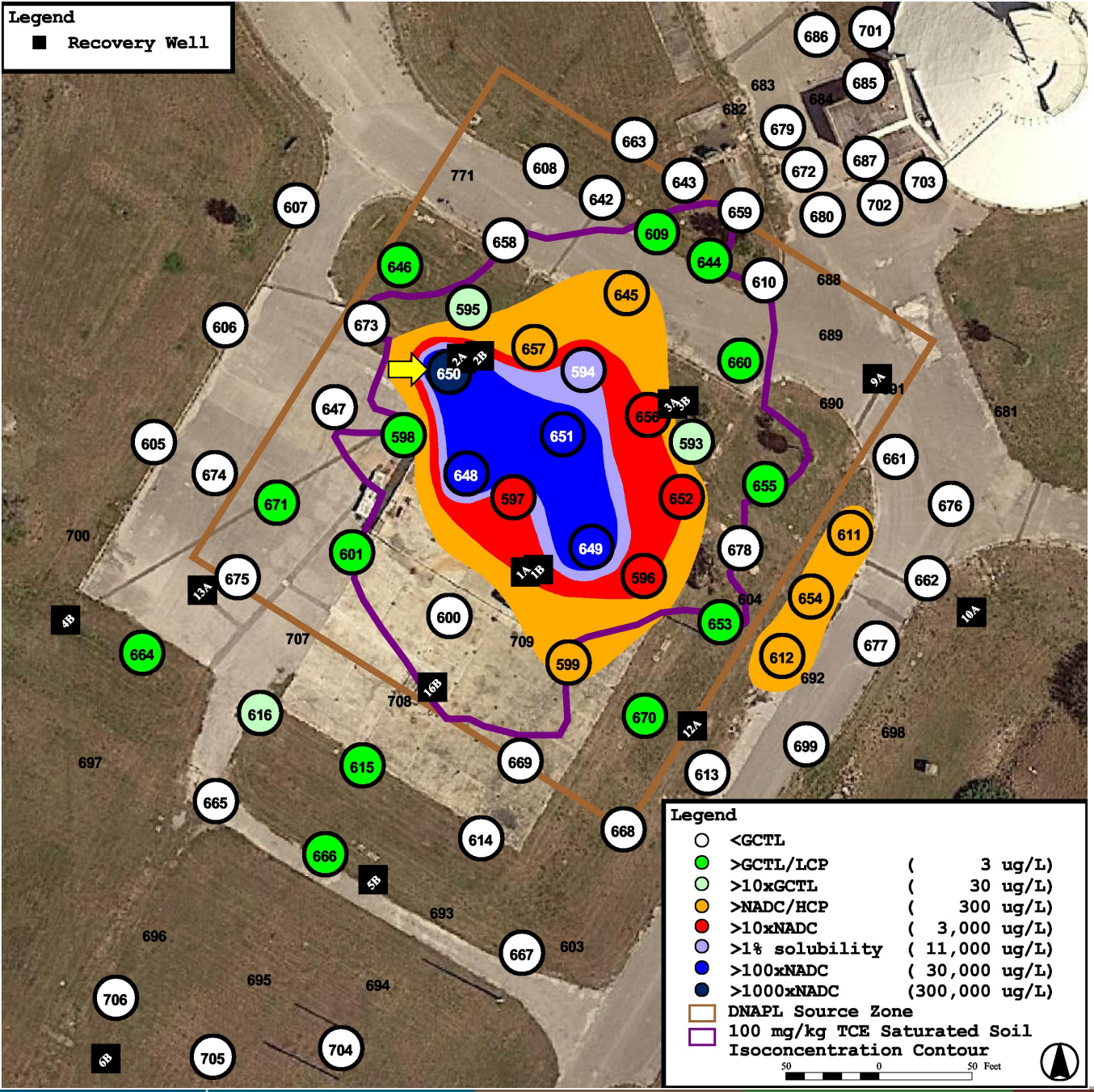

68' BLS interval:

- Maximum concentration 792,000 µg/L at DPT650, 14 additional results greater than TCE 300 µg/L:
  - 172,000 at DPT648
  - 116,000 at DPT649
  - 111,000 at DPT651
  - 16,500 at DPT594
  - 8,200 at DPT597
  - 4,100 at DPT596
  - 4,000 at DPT656
  - 3,000 at DPT652
  - 1,800 at DPT657
  - 780 at DPT612*
  - 740 at DPT645
  - 570 at DPT599
  - 520 at DPT611
  - 470 at DPT654

  * Additional delineation not conducted at DPT612, slide has been update with new sample results at DPT699

- Team consensus: TCE is adequately delineated horizontally to 300 µg/L in this interval

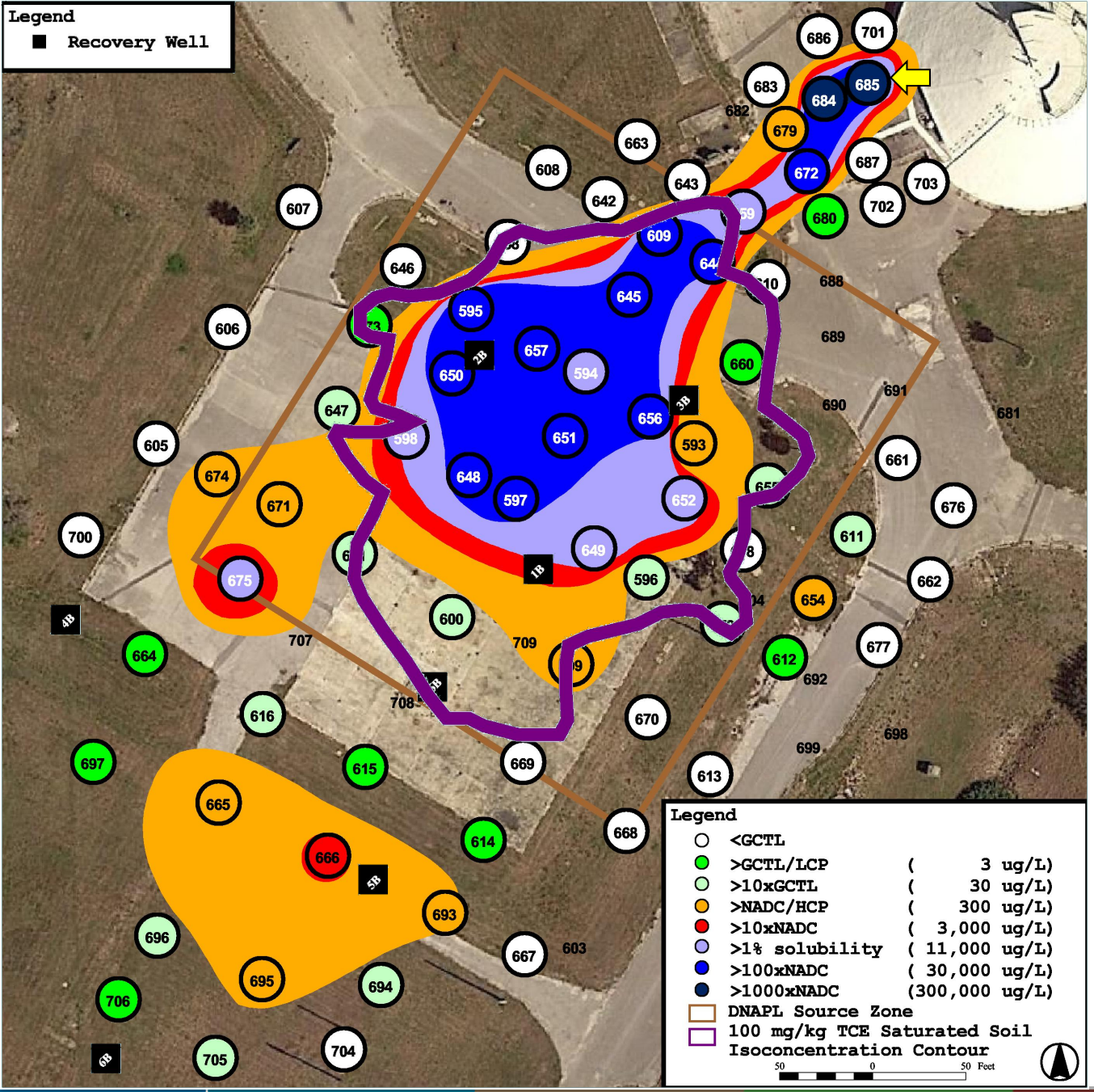

73' BLS interval:

- Maximum concentration 418,000 µg/L at DPT685*, 28 additional results greater than TCE 300 µg/L:
  - 338,000 at DPT684
  - 210,000 at DPT609
  - 170,000 at DPT672
  - 144,000 at DPT656
  - 132,000 at DPT650
  - 123,000 at DPT595
  - 102,000 at DPT657
  - 48,300 at DPT648
  - 42,500 at DPT651
  - 35,700 at DPT597
  - 34,900 at DPT645
  - 31,500 at DPT644
  - 29,900 at DPT594
  - 24,700 at DPT649
  - 23,700 at DPT675
  - 21,400 at DPT652
  - 17,700 at DPT598
  - 16,500 at DPT659
  - 5,000 at DPT666
  - 2,000 at DPT599
  - 1,200 at DPT671
  - 800 at DPT695
  - 690 at DPT665
  - 640 at DPT679
  - 620 at DPT674
  - 520 at DPT593
  - 450 at DPT654
  - 420 at DPT693

  * Additional delineation not conducted at DPT685 due to Blockhouse

- Team consensus: TCE is adequately delineated horizontally to 300 µg/L in this interval

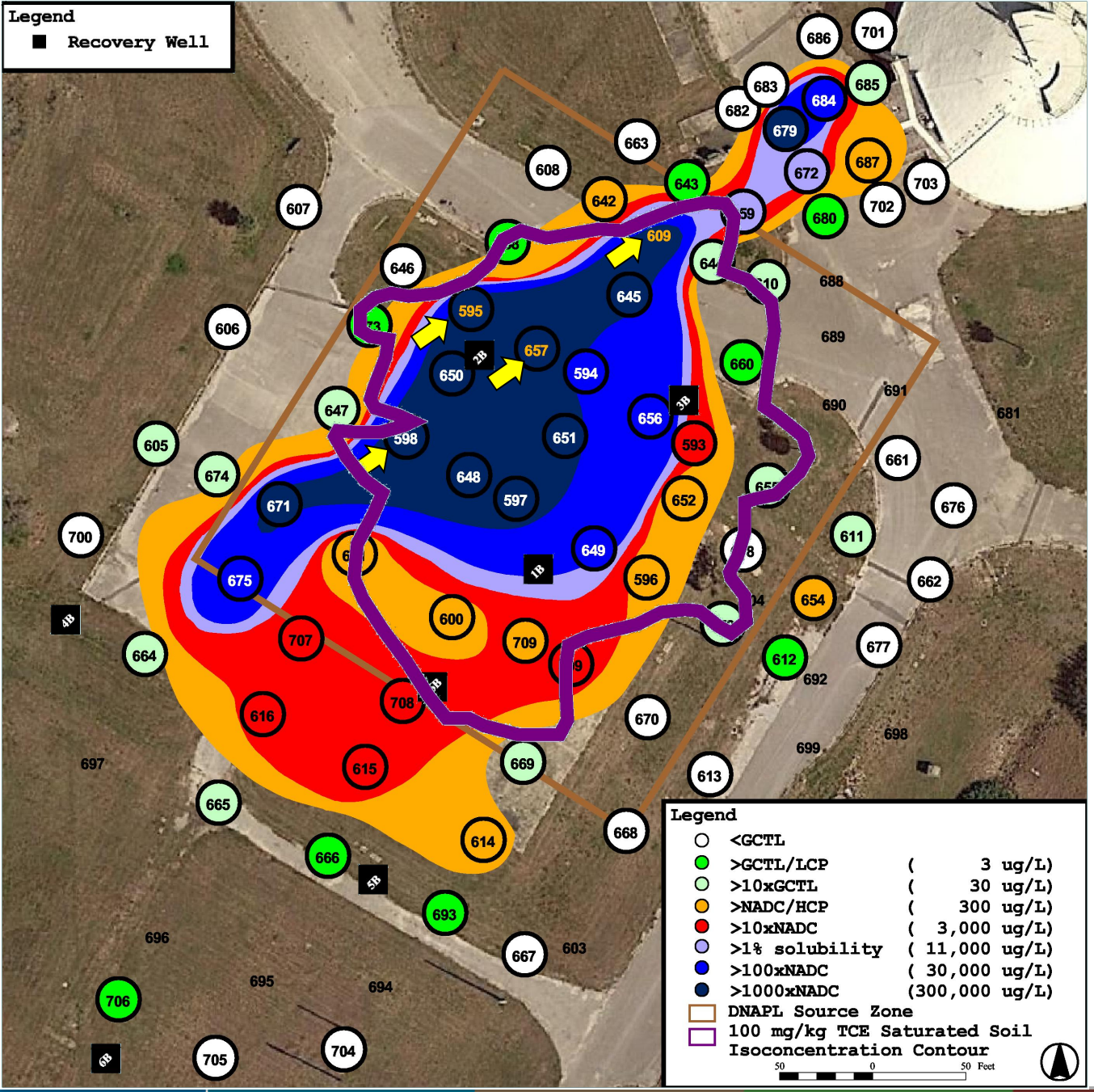

78' BLS interval:

- Maximum concentration 3,190,000 µg/L at DPT598, 32 additional results greater than TCE 300 µg/L:
  - DPT609 not analyzed (**DNAPL**)
  - 3,180,000 at DPT657 (**DNAPL**)
  - 1,060,000 at DPT595 (**DNAPL**)
  - 828,000 at DPT597
  - 801,000 at DPT648
  - 700,000 at DPT671
  - 692,000 at DPT645
  - 521,000 at DPT651
  - 484,000 at DPT679
  - 373,000 at DPT650
  - 278,000 at DPT594
  - 103,000 at DPT684
  - 92,200 at DPT675
  - 62,900 at DPT656
  - 56,000 at DPT649
  - 18,300 at DPT672
  - 11,900 at DPT659
  - 7,800 at DPT615
  - 4,300 at DPT616
  - 4,000 at DPT593
  - 3,900 at DPT708
  - 3,800 at DPT599
  - 3,400 at DPT707
  - 2,600 at DPT687
  - 1,700 at DPT652
  - 1,500 at DPTs 596 and 600
  - 1,200 at DPT614
  - 1,100 at DPT654
  - 630 at DPT642
  - 370 at DPT709
  - 360 at DPT601
- Layer 7 impeding vertical migration
- Team consensus: TCE is adequately delineated horizontally to 300 µg/L in this interval

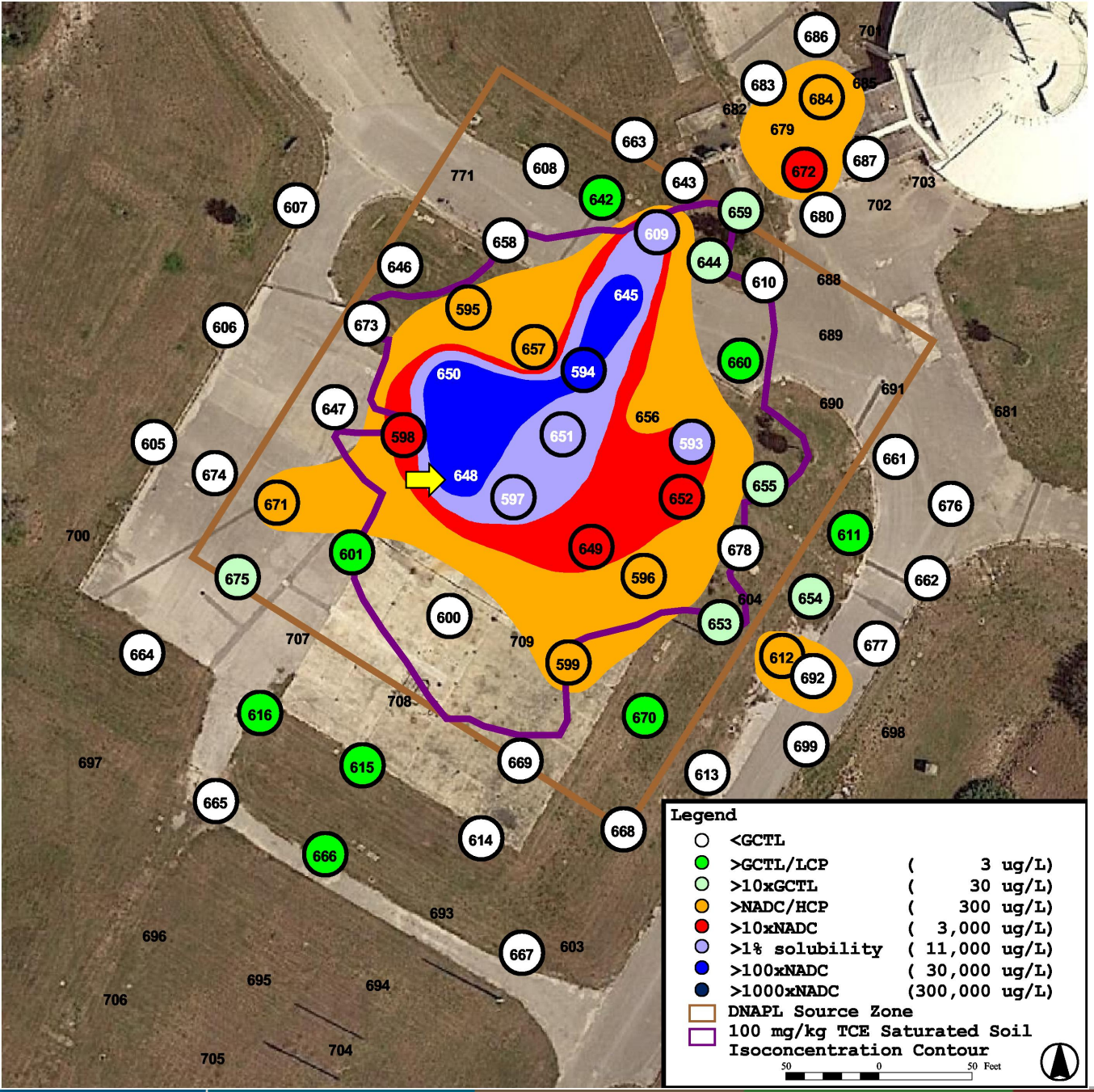

83' BLS interval:

- Maximum concentration 146,000 µg/L at DPT648, 19 additional results greater than TCE 300 µg/L:
  - 118,000 at DPT645
  - 32,400 at DPT650
  - 31,000 at DPT594
  - 25,300 at DPT609
  - 20,500 at DPT651
  - 17,600 at DPT593
  - 14,300 at DPT597
  - 6,300 at DPT652
  - 5,800 at DPT649
  - 5,100 at DPT598
  - 4,700 at DPT672
  - 1,900 at DPT656
  - 1,600 at DPT657
  - 1,500 at DPT599
  - 640 at DPT679*
  - 610 at DPT595
  - 480 at DPT671
  - 470 at DPT596
  - 390 at DPT612*

  * Additional delineation not conducted at DPTs 612 and 679, slide has been update with new sample results at DPT699, DPT683, and DPT686
- Layer 7:
  - fine-grained unit consisting of olive gray fine silty SAND (SM) w/white angular shell fragments
  - TCE concentrations an order of magnitude less that 78' interval
  - Considered potential drag down in the intervals below 78' interval
- Team consensus: TCE is adequately delineated horizontally to 300 µg/L in this interval

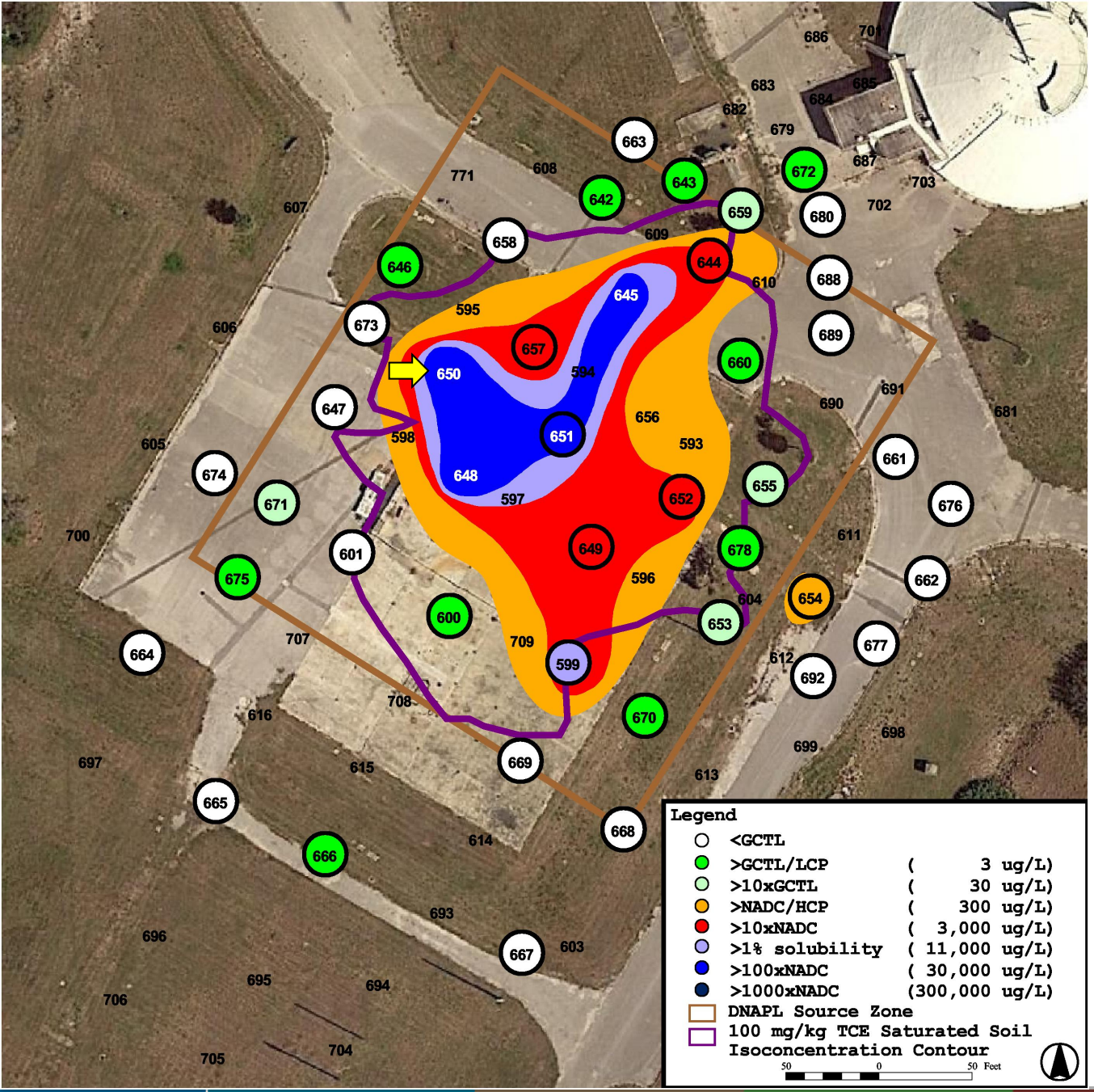

88' BLS interval:

- Maximum concentration 177,000 µg/L at DPT650, 10 additional results greater than TCE 300 µg/L:
  - 77,000 at DPT645
  - 51,900 at DPT648
  - 31,900 at DPT651
  - 12,200 at DPT599
  - 6,300 at DPT644
  - 4,400 at DPT657
  - 4,200 at DPT652
  - 3,400 at DPT649
  - 2,100 at DPT656
  - 1,400 at DPT654*

  * Additional delineation not conducted at DPT654, slide has been update with new sample results at DPT699

- Layer 7:
  - TCE concentrations similar to 83' interval

- Team consensus: TCE is adequately delineated horizontally to 300 µg/L in this interval

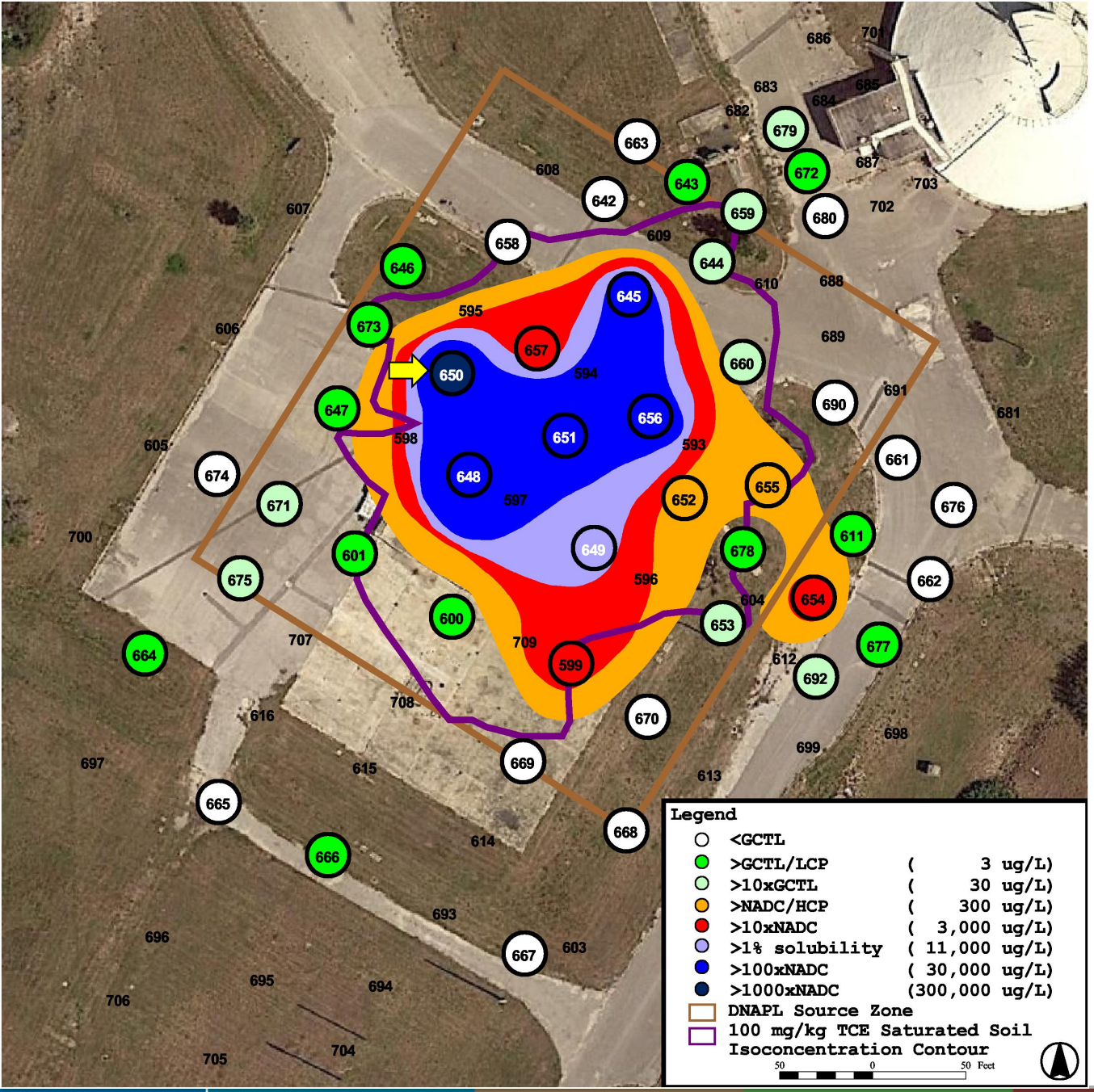

93' BLS interval:

- Maximum concentration 795,000 µg/L at DPT650, 10 additional results greater than TCE 300 µg/L:
  - 245,000 at DPT645
  - 200,900 at DPT651
  - 151,000 at DPT648
  - 101,000 at DPT656
  - 12,100 at DPT649
  - 5,400 at DPT599 and 654
  - 4,400 at DPT657
  - 1,900 at DPT652
  - 780 at DPT655
- Layer 7:
  - TCE concentrations higher than 88' interval
- Team consensus: TCE is adequately delineated horizontally to 300 µg/L in this interval

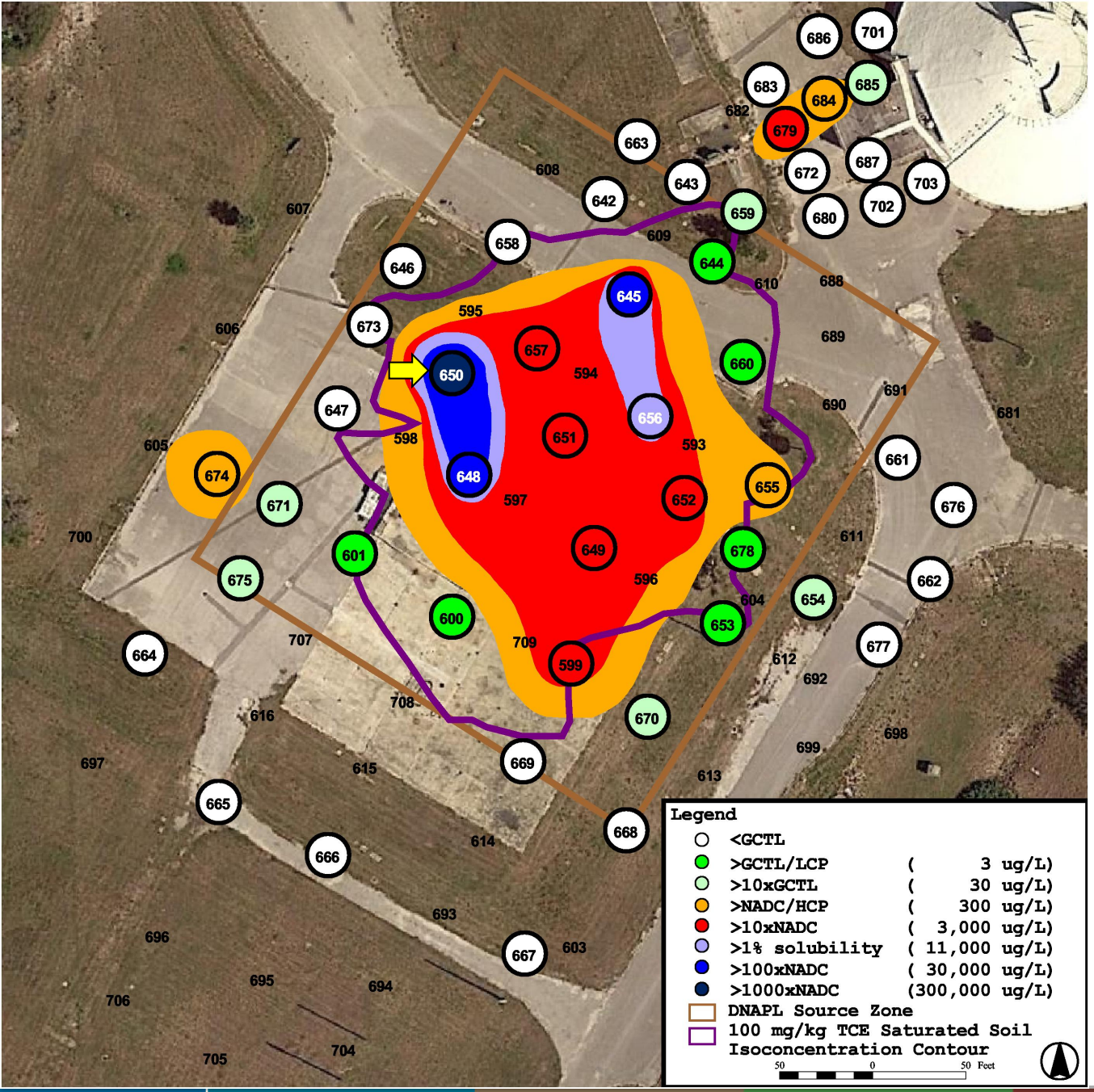

98' BLS interval:

- Maximum concentration 373,000 µg/L at DPT650, 12 additional results greater than TCE 300 µg/L:
  - 126,000 at DPT645
  - 36,000 at DPT648
  - 26,300 at DPT656
  - 8,700 at DPT599
  - 8,000 at DPT679
  - 6,100 at DPT657
  - 5,100 at DPT651
  - 4,900 at DPT649
  - 4,500 at DPT652
  - 2,000 at DPT684
  - 980 at DPT674*
  - 400 at DPT655

  * Additional delineation not conducted at DPT674, DPT674 was sampled on 20Nov19 to confirm TCE detection of 980 µg/L in 12Dec18. 20Nov19 TCE result of 290 U µg/L did not confirm TCE.

- Layer 7:
  - DPT650 continues to have elevated TCE concentration similar to 93' interval

- Team consensus: TCE is adequately delineated horizontally to 300 µg/L in this interval

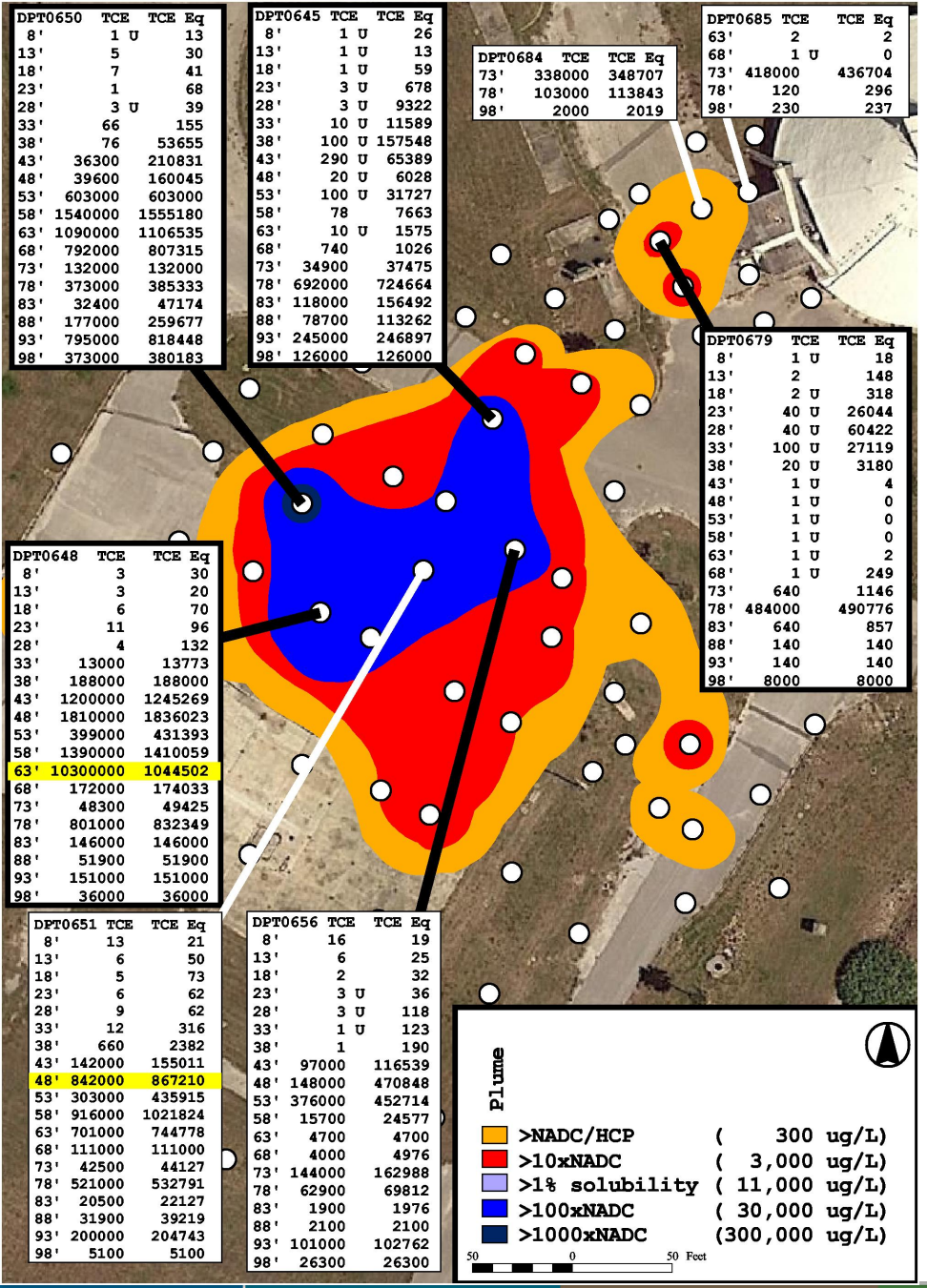

Verification sampling:

- DPTs 645, 648, 650, 656, and 679 were selected for verification sampling of the 80' to 100' bls interval
- At each location:
  - Soil cored from ground surface to 80' bls using sonic rig 3" core barrel
    - Boring logs generated
    - PID screening conducted
    - Soil samples collected for VOC and TOC analyses
  - 4" override barrel followed the core barrel to 80'
  - DPT rig collected 83', 88', 93', and 98' samples inside the 4" override barrel
  - Monitoring well was installed in each borehole
  - July 2019 DPT and well samples confirmed high levels of TCE present in deeper intervals with the exception of DPT656 / IW157

DPT645	TCE Prior to July 2019		TCE July 2019		IW158 TCE
83'	118000		253000	J	
88'	78700		276000		733000
93'	245000	J	285000		
98'	126000		521000		

DPT648	TCE Prior to July 2019		TCE July 2019		IW155 TCE
83'	146000		326000		208000
88'	51900		76600		
93'	151000		145000		
98'	36000		157000		

DPT650	TCE Prior to July 2019		TCE July 2019		IW156 TCE
83'	32400		92900		
88'	177000	J	122000		728000
93'	795000	J	205000		
98'	373000	J	59000		

DPT656	TCE Prior to July 2019		TCE July 2019		IW157 TCE
83'	1900		300		
88'	2100		73		4
93'	101000		500		
98'	26300		60		

DPT679	TCE Prior to July 2019		TCE July 2019		IW159 TCE
83'	640		1700		
88'	140		4300		320
93'	140		3500		
98'	8000		1000		

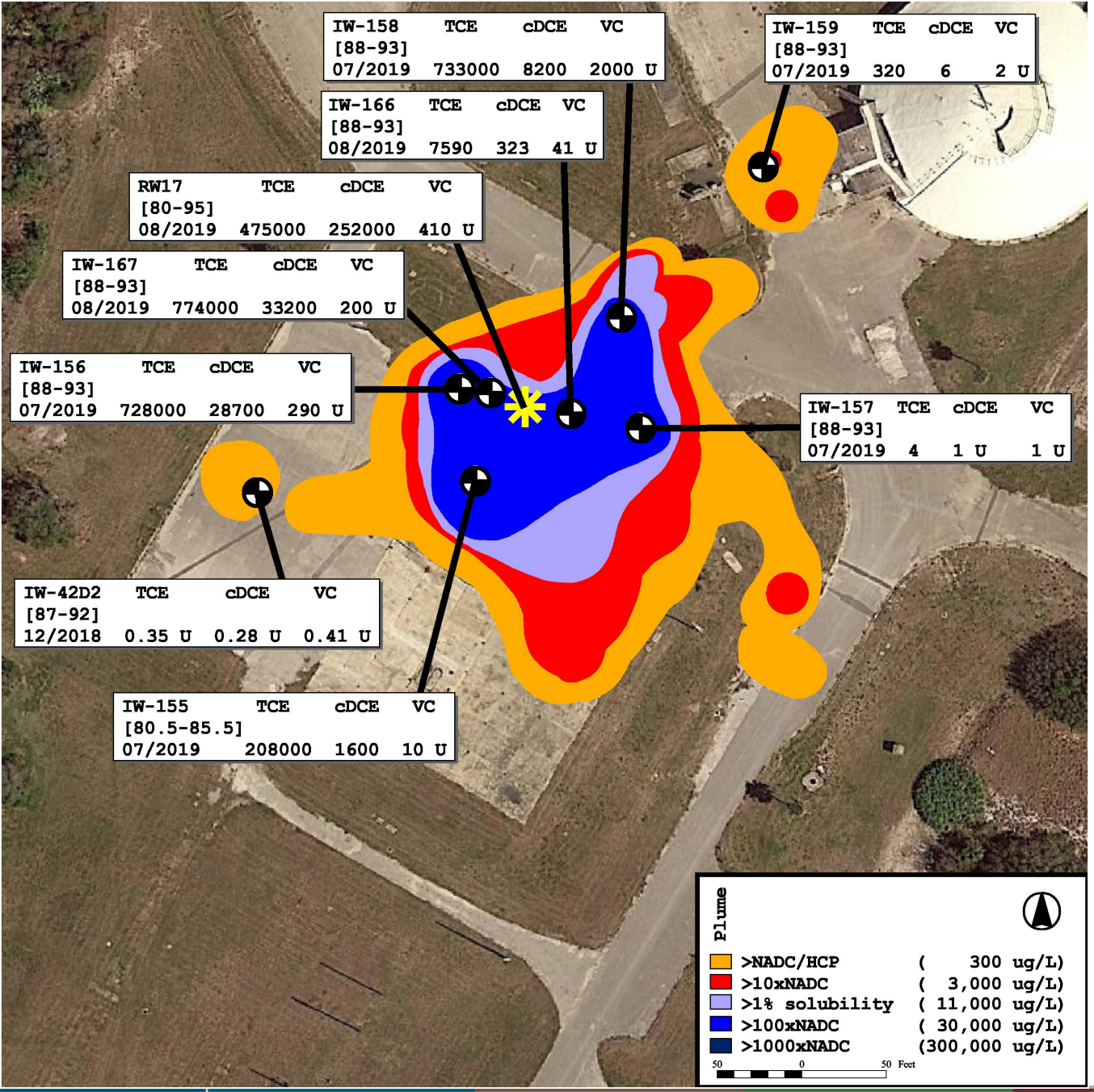

Layer 7 wells:

- IW42D2 was the only existing well in Layer 7
- IWs 155 to 159 installed at soil core locations
- IWs 166 and 167 installed as observation wells for pump test
- RW17 installed for pump test
- With the exception of IWs 42D2, 157, and 159 elevated TCE concentrations confirmed in Layer 7

Layer 7 Wells with TCE Delineation greater than 80' BLS

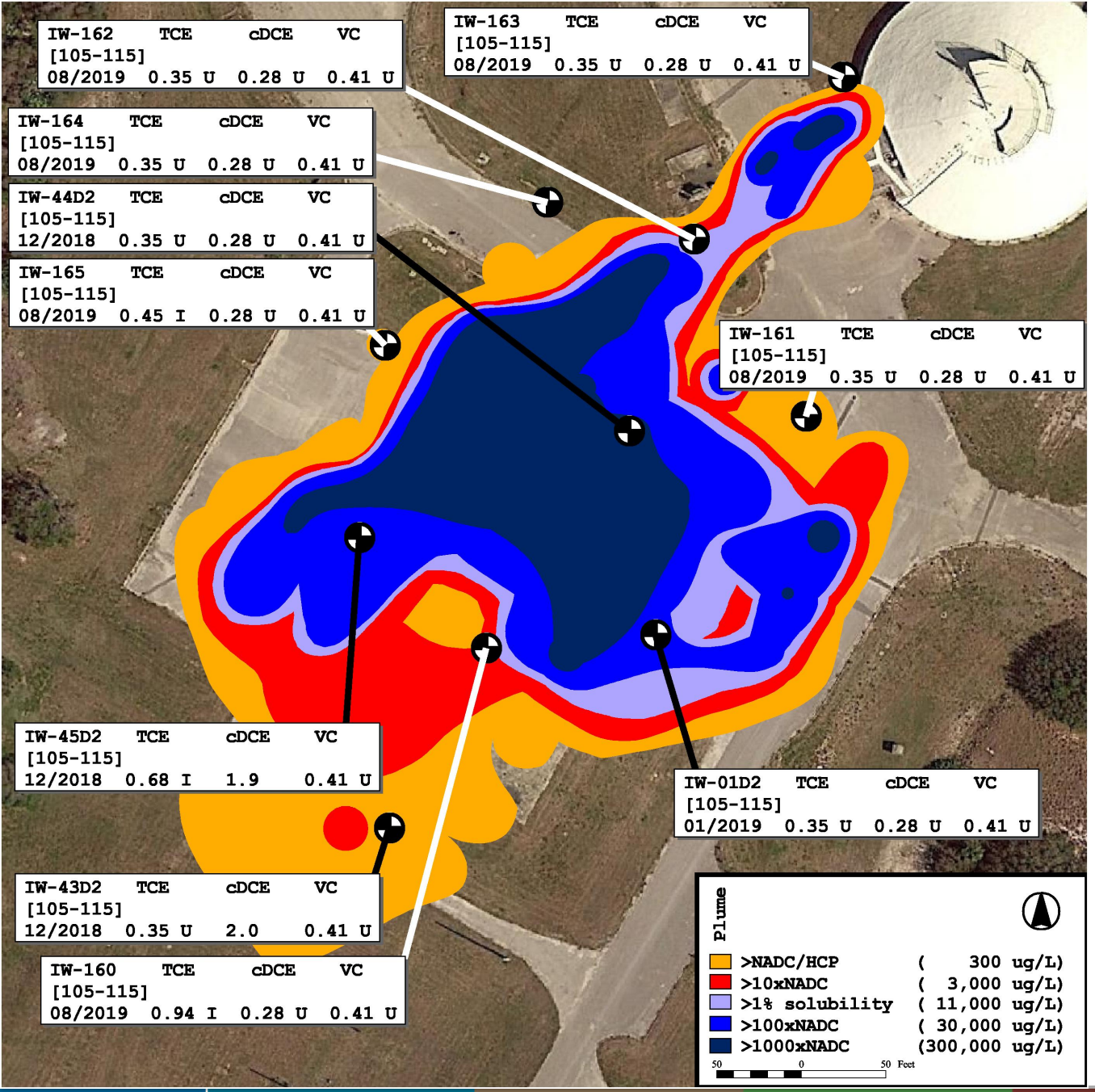

Layer 8 wells:

- IWs 160 to 163 were installed outside TCE > 11,000 µg/L less than 80' BLS

Layer 8 Wells with TCE Delineation less than 80' BLS

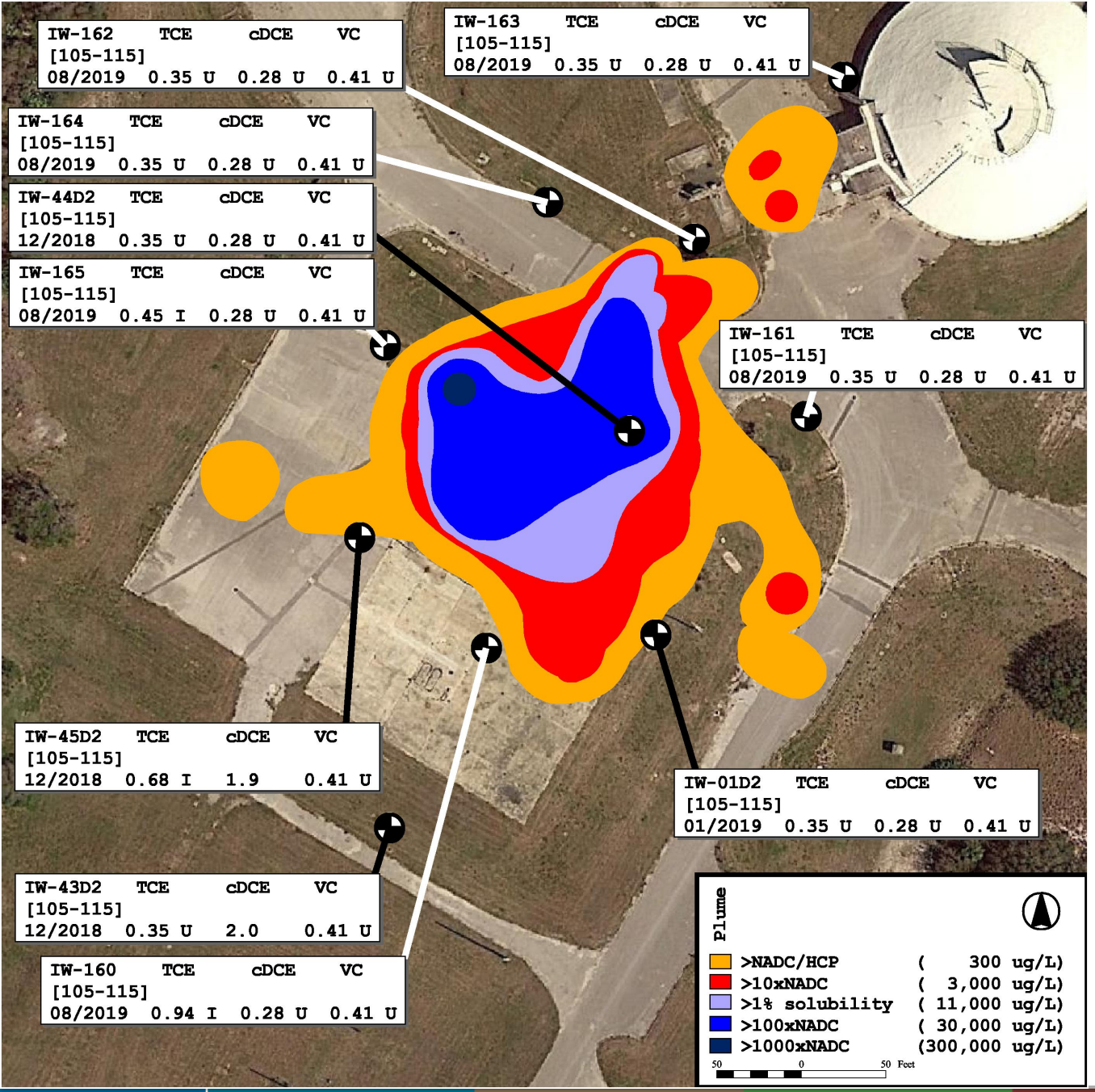

Layer 8 wells:

- Four existing wells 01D2, 43D2, 44D2, and 45D2 have been sampled historically to vertically delineate the DSZ
- IWs 160 to 163 were installed to complement the existing four wells
  - Locations were based on current TCE contouring (see next slide)
  - These Layer 8 wells will serve as vertical delineation locations for TCE in Layer 7
  - TCE less than GCTLs all wells, the only TCE detections are:
    - 0.94 I µg/L in IW160
    - 0.45 I µg/L in IW165
    - 0.68 I µg/L in IW01D2

Team consensus: Monitoring wells in Layer 8 vertically delineate TCE

Layer 8 Wells with TCE Delineation greater than 80' BLS

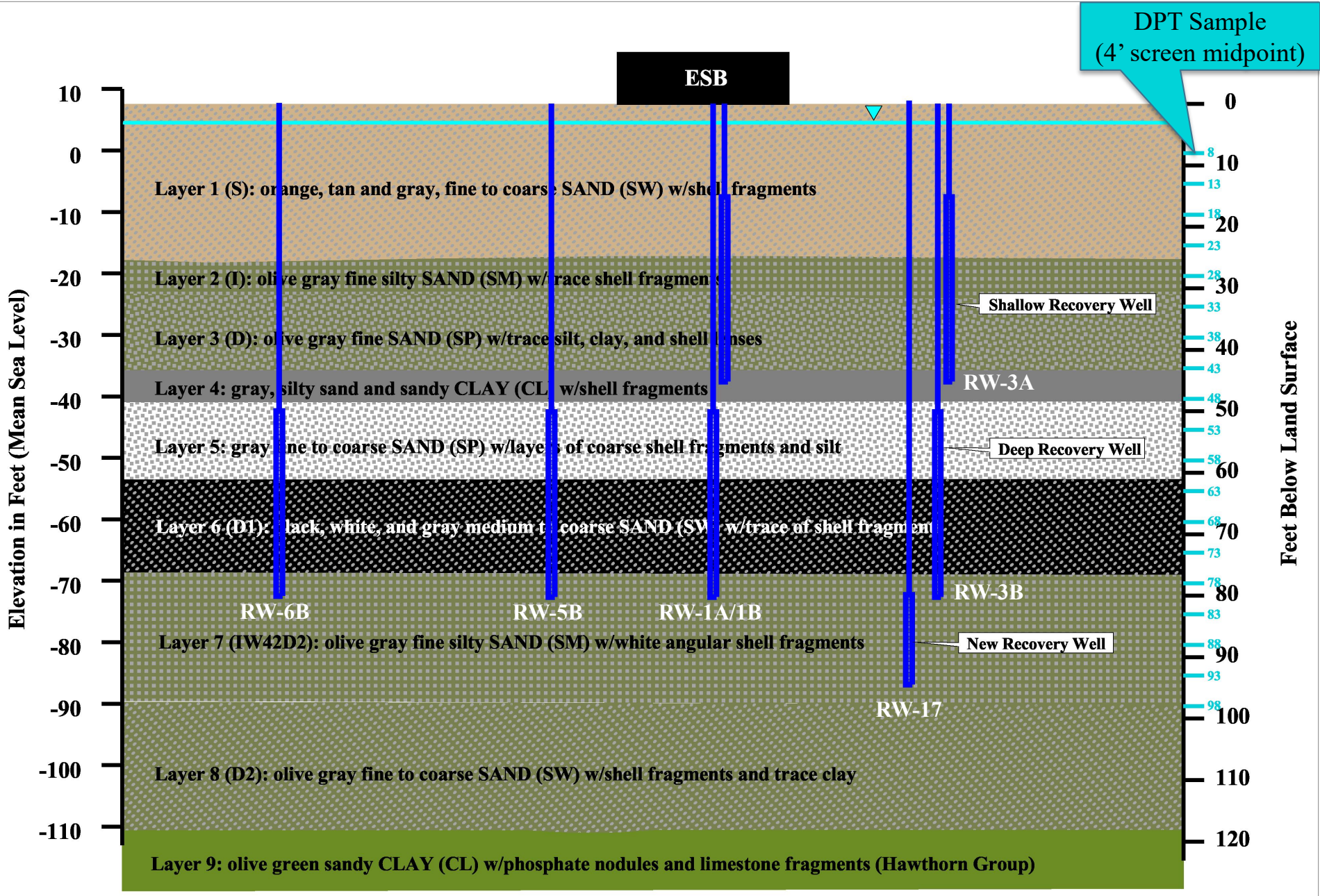
DPT Sample
(4' screen midpoint)
ESB
Layer 1 (S): orange, tan and gray, fine to coarse SAND (SW) w/shell fragments
Layer 2 (I): olive gray fine silty SAND (SM) w/trace shell fragments
Layer 3 (D): olive gray fine SAND (SP) w/trace silt, clay, and shell lenses
Layer 4: gray, silty sand and sandy CLAY (CL) w/shell fragments
Layer 5: gray fine to coarse SAND (SP) w/layers of coarse shell fragments and silt
Layer 6 (D1): black, white, and gray medium to coarse SAND (SW) w/trace of shell fragments
Layer 7 (IW42D2): olive gray fine silty SAND (SM) w/white angular shell fragments
Layer 8 (D2): olive gray fine to coarse SAND (SW) w/shell fragments and trace clay
Layer 9: olive green sandy CLAY (CL) w/phosphate nodules and limestone fragments (Hawthorn Group)
Shallow Recovery Well
RW-3A
Deep Recovery Well
RW-3B
New Recovery Well
RW-6B
RW-5B
RW-1A/1B
RW-17
Elevation in Feet (Mean Sea Level)
10
0
-10
-20
-30
-40
-50
-60
-70
-80
-90
-100
-110
Feet Below Land Surface
0
10
20
30
40
50
60
70
80
90
100
110
120
8
13
18
23
28
33
38
43
48
53
58
63
68
73
78
83
88
93
98

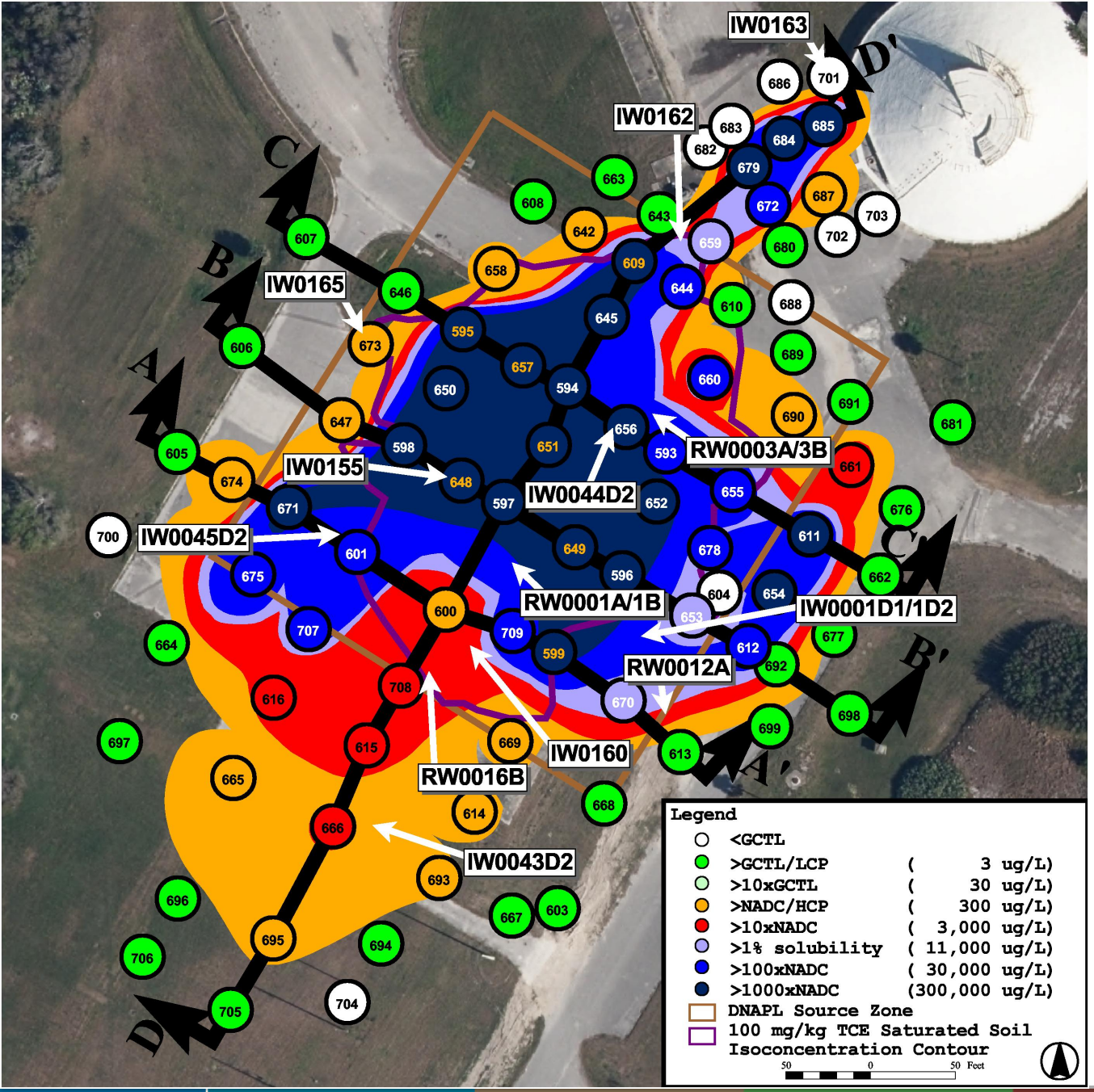

A-A', B-B', C-C', and D-D' generated to demonstrate vertical extent of TCE, Layer 8 wells are assumed to satisfy vertical delineation

Subsequent B-B', C-C', and D-D' present results for the saturated soil samples collected from soil cored locations

- Saturated soil results and equivalent results in groundwater are presented
- Saturated soil results coincide and support the DPT groundwater sample results

Response to AECOM Comments

4. **Slide 41 Data Transects: AECOM suggests adding the locations of the wells to the plan view where concentration data is presented in the subsequent transects.**

   Response: Monitoring wells and recovery wells shown in the tranects have been added to Slide 40.

Response to HydroGeoLogic, Inc. Comments

3. **Slides 40 thru 47 – Cross Sections: The geology on the cross-sections is very uniform for presentation purposes, and it is clear from these cross-sections that the highest contaminant concentrations and mass are in the lower permeability units. For example, concentrations are high in Layers 4 and 5, are lower in the more permeable Layer 6, and then are higher again in Layer 7. Information about fine sand, silt, or clay content and their correlation to concentrations may be helpful when evaluating remedial options. To support the engineering evaluation, it would be helpful to provide more information about the geology from soil cores where soil samples were collected.**

   Response: The February 2007 CMS established the stratigraphic nomenclature presented on the cross-sections, descriptions of Layers 1 to 9 are provided below. In July 2019 soil cores were extracted at DPTs 645, 648, 650, 656, and 679 to a depth of 80' bls. Each core was screened with a PID and soil samples were collected above, within, and below Layers 1 to 7. All samples were submitted for TOC analysis and samples corresponding to elevated PID readings were also analyzed for VOCs. Table 1 attached to this memo presents the soil sample results with the lithology specific the area where each sample was collected.

Response to HydroGeoLogic, Inc. Comments

CMS Layer Descriptions:

- Layer 1: Historically referred to as the "S" Zone or upper sand unit (USU), Layer 1 is located from land surface to approximately 25 ft bls, and encompasses the water table and represents shallow groundwater conditions in the surficial sands. The hydraulic conductivity of Layer 1 is approximately 30 ft/day and is based upon an average of slug test and pumping test data
- Layer 2: Historically referred to as the "I" Zone or middle fine-grained unit (MFGU), Layer 2 is located from approximately 25 to 30 ft bls and consists of very fine-grained, silty sands between the water table and the aquitard. The hydraulic conductivity of Layer 2 is approximately 4 ft/day and is based upon an average of slug test and pumping test data. Note: Many Layer 2 monitoring wells are partially screened within the basal portion of Layer 1; accordingly, measured groundwater concentrations and hydraulic characteristics from wells within this layer are likely a representation of groundwater conditions at the interface of Layer 1 and 2.
- Layer 3: Historically referred to as the "D" Zone or lower sand unit (LSU), Layer 3 is located from approximately 30 to 45 ft bls and consists of very coarse sands and silty sands immediately above the aquitard. The hydraulic conductivity of the Layer 3 is approximately 3 ft/day and is based upon an average of slug test and pumping test data.
- Layer 4: Historically referred to as the confining unit, aquitard, semi-confining unit or lower clay unit (LCU), Layer 4 is located from approximately 45 to 48 ft bls (thickness varies) and consists of silty clay to clayey silt with minor amounts of sand and shell fragments. The vertical hydraulic conductivity of Layer 4 has been previously reported at 1.67×10^{-4} ft/day (5.89×10^{-8} cm/sec), based upon Shelby-tube collected samples in the immediate vicinity of the ESB.
- Layer 5: Depth interval from approximately 48 to 60 ft bls; consists of medium light gray, medium to coarse-grained silty sand with abundant shell fragments. The hydraulic conductivity of the 48 to 60 ft bls interval is 0.4 ft/day and is based upon numeric optimization of the aquifer pumping test results.
- Layer 6: Depth interval from approximately 60 to 80 ft bls ("D1" Zone); consists of light olive gray homogeneous "salt and pepper" sand. The hydraulic conductivity of Layer 6 is approximately 7.5 ft/day and is based upon aquifer pumping test and slug test results.
- Layer 7: Depth interval from approximately 80 to 95 ft bls; consists of yellowish gray to light olive gray, silty sand to clayey sand with abundant white shell fragments. Numeric optimization of the aquifer pumping test results resulted in a model derived hydraulic conductivity estimate of 0.4 ft/day.
- Layer 8: Depth interval from approximately 95 to 118 ft bls ("D2" Zone); consists of yellowish gray to light gray, fine- to coarse-grained sands. The hydraulic conductivity of Layer 8 is approximately 3 ft/day and is based upon slug test results.
- Layer 9: Depth interval below 118 ft bls to a maximum exploratory depth of 140 ft bls, clays and sandy clays of the regional confining unit. An evaluation of soil cores by the Florida Geologic Survey verified that the Hawthorn Group begins at approximately 125 ft bls (interval from 118 to 125 ft bls identified as Tamiami Equivalent).

Layer	ft/d
1	30
2	4
3	3
4	1.67×10^{-4}
5	0.4
6	7.5
7	0.4
8	3
9	Hawthorn

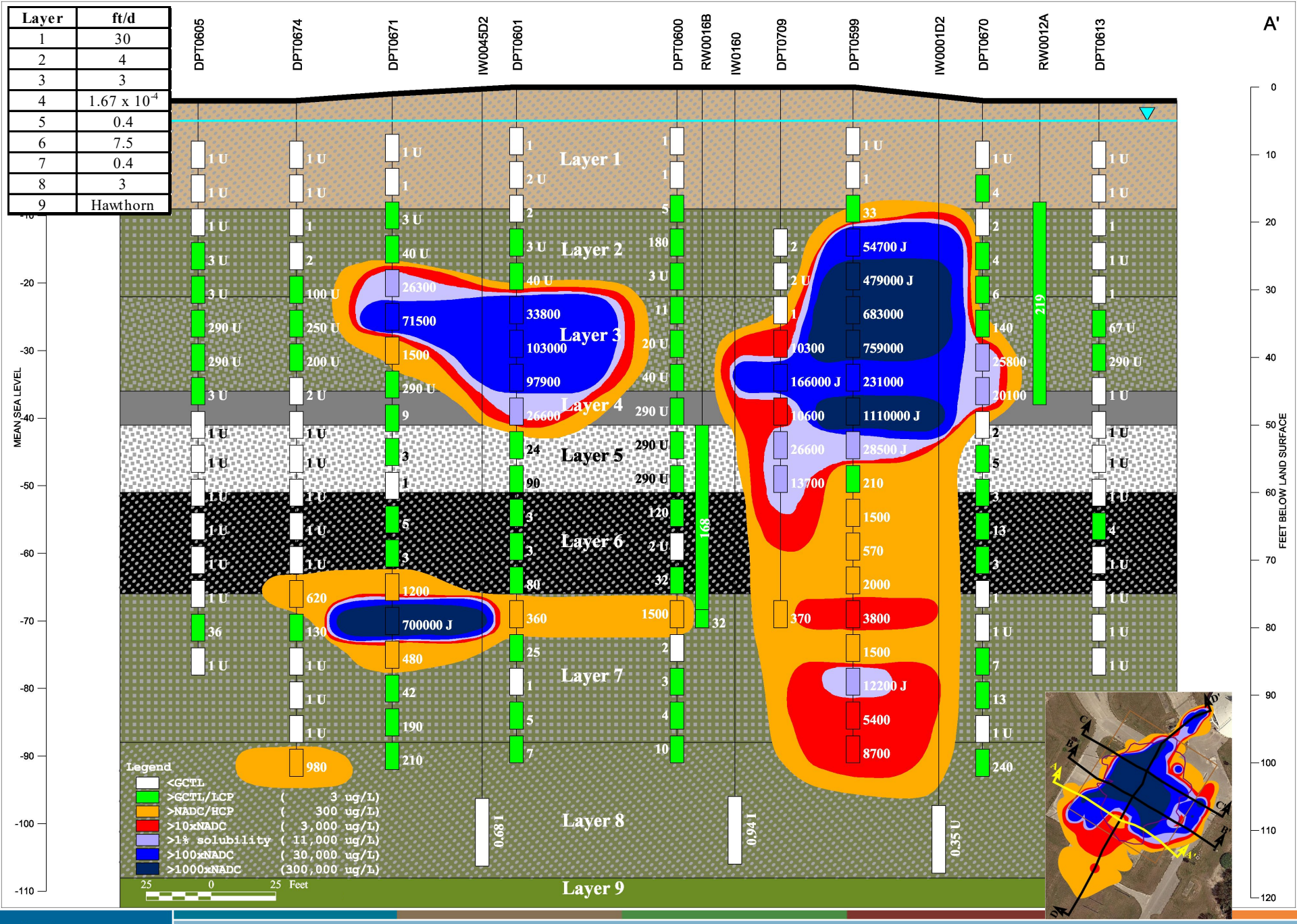

Layer	ft/d
1	30
2	4
3	3
4	1.67 x 10^{-4}
5	0.4
6	7.5
7	0.4
8	3
9	Hawthorn

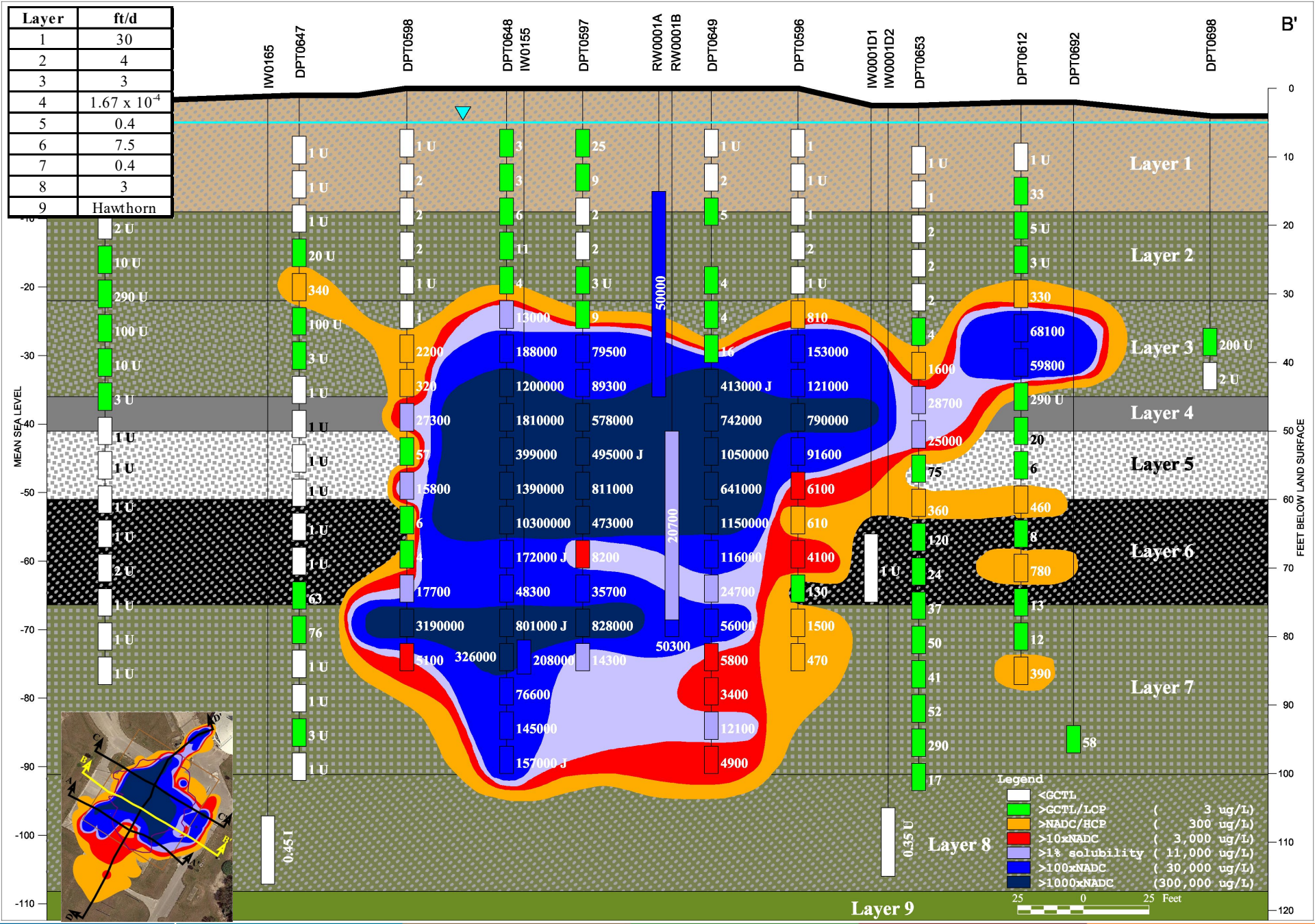

Layer	ft/d
1	30
2	4
3	3
4	1.67×10^{-4}
5	0.4
6	7.5
7	0.4
8	3
9	Hawthorn

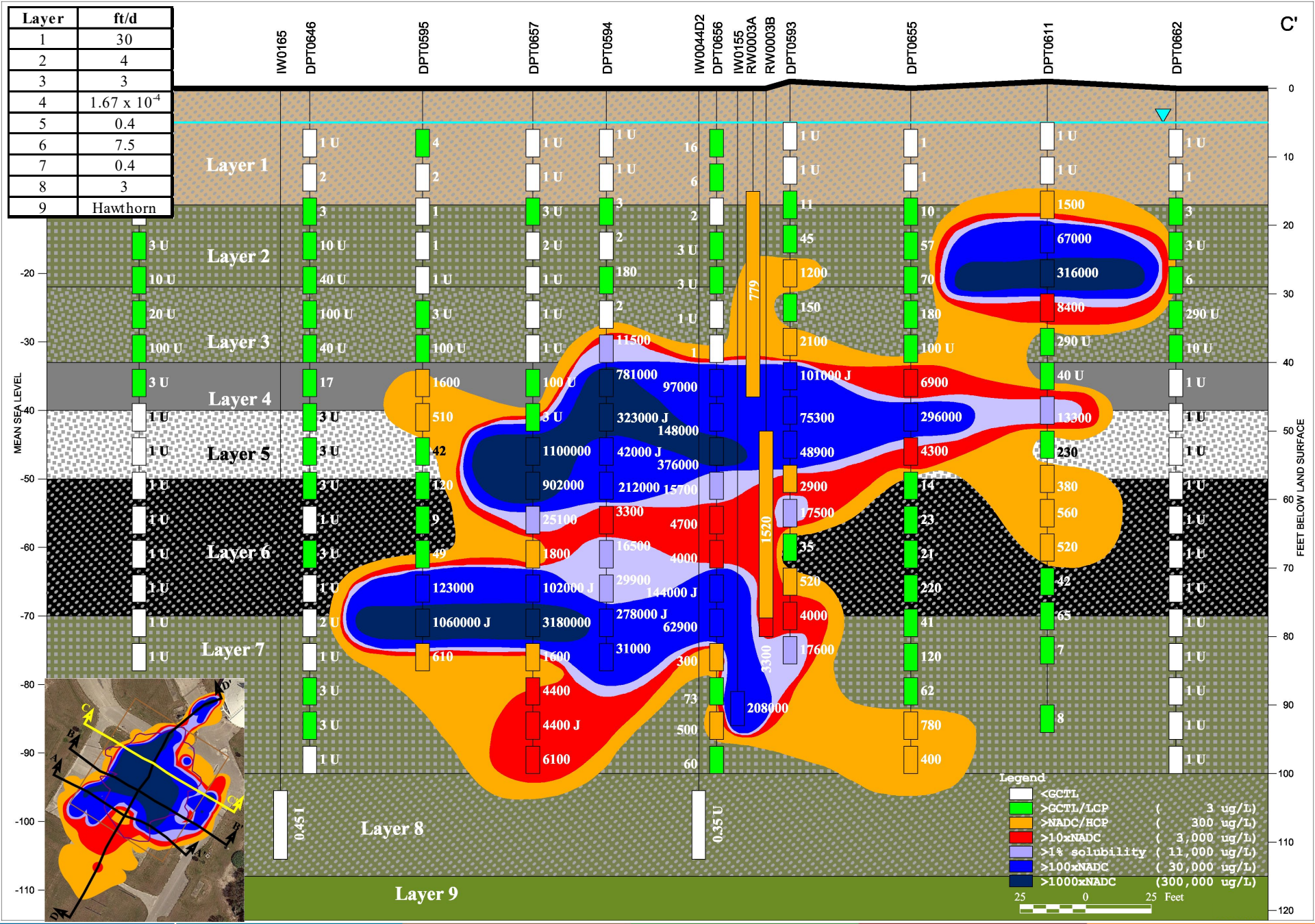

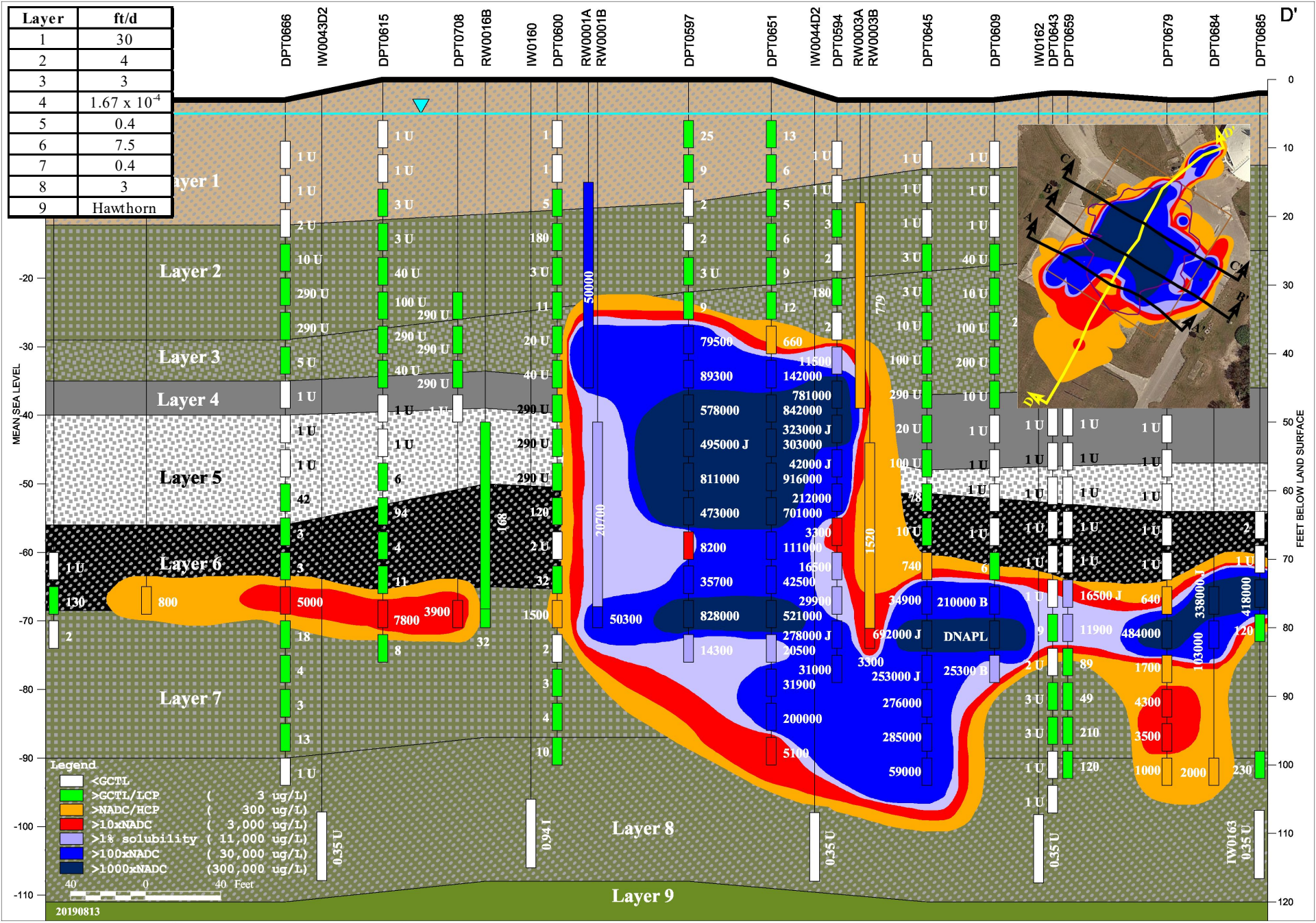
Layer | ft/d
1 | 30
2 | 4
3 | 3
4 | 1.67 x 10-4
5 | 0.4
6 | 7.5
7 | 0.4
8 | 3
9 | Hawthorn
DPT0666
IW0043D2
DPT0615
DPT0708
RW0016B
IW0160
DPT0600
RW0001A
RW0001B
DPT0597
DPT0651
IW0044D2
DPT0594
RW0003A
RW0003B
DPT0645
DPT0609
IW0162
DPT0643
DPT0659
DPT0679
DPT0684
DPT0685
D'
Layer 1
Layer 2
Layer 3
Layer 4
Layer 5
Layer 6
Layer 7
Layer 8
Layer 9
MEAN SEA LEVEL
FEET BELOW LAND SURFACE
Legend
<GCTL
>GCTL/LCP (3 ug/L)
>NADC/HCP (300 ug/L)
>10xNADC (3,000 ug/L)
>1% solubility (11,000 ug/L)
>100xNADC (30,000 ug/L)
>1000xNADC (300,000 ug/L)
40 0 40 Feet
20190813
DNAPL

Location	Sample Depth	PID (ppm)	TCE (mg/kg)		TCE (ug/L) (mg/kg)/(Ka*1000)
DPT0648	28'	16	0.010		39
	38'	>15,000	348		1,037,979
	45'	>15,000	4900		8,979,293
	46'	>15,000	1050		2,212,147
	48'	>15,000	1480		3,118,074
	50'	>15,000	82.8		174,444
	51'	>15,000	5540		16,577,049
	56'	>15,000	7450		22,292,241
	60'	>15,000	53.6		170,290
	61'	15000	6.71		21,318
	68'	28	0.004	I	15
	73'	289	0.013		31
	75'	>15,000	0.082		260
	76'	>15,000	369		1,379,439
	80'	>15,000	4.87		18,206

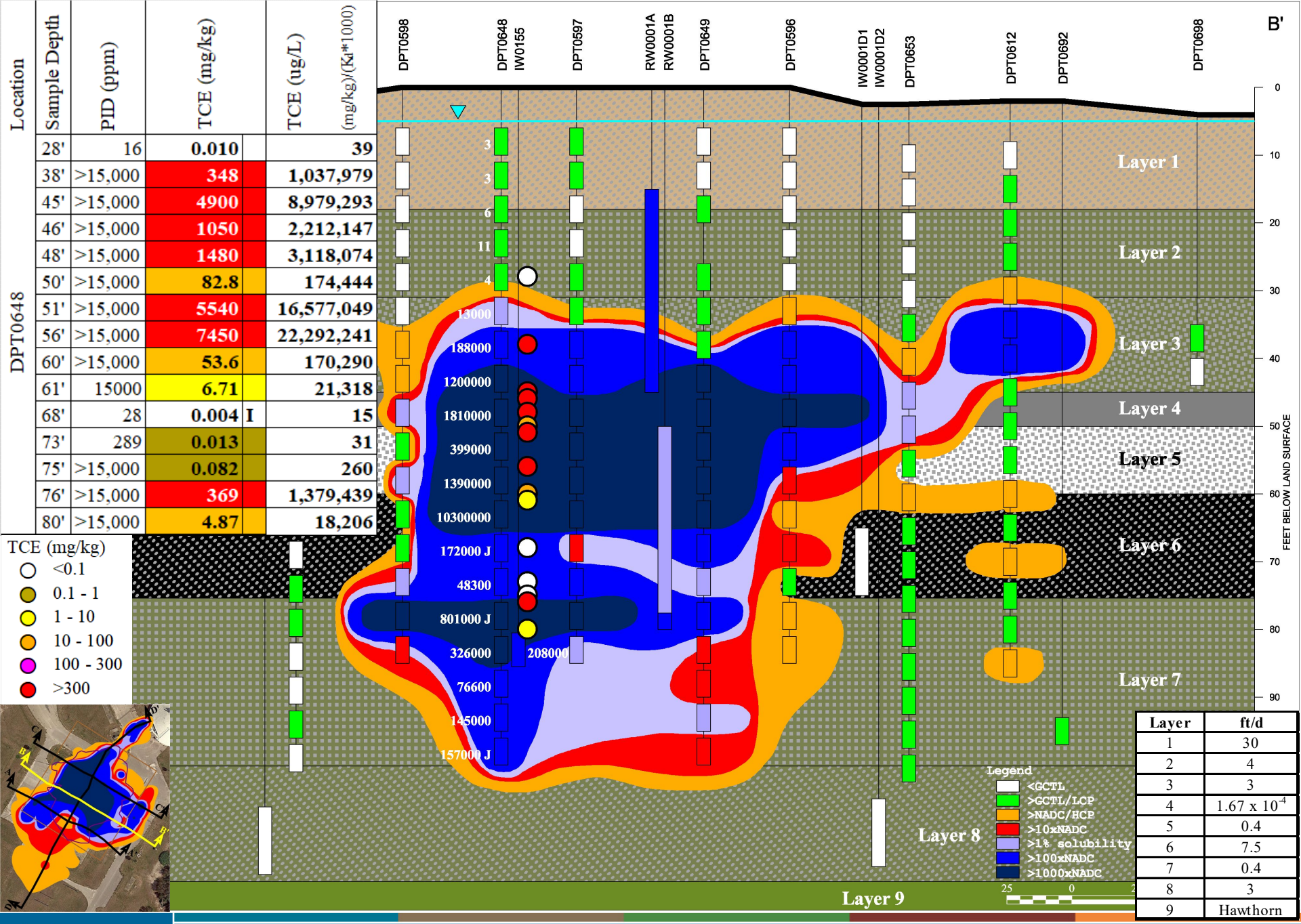

Layer	ft/d
1	30
2	4
3	3
4	1.67×10^{-4}
5	0.4
6	7.5
7	0.4
8	3
9	Hawthorn

Cross Section B-B' with DPT0648 soil results

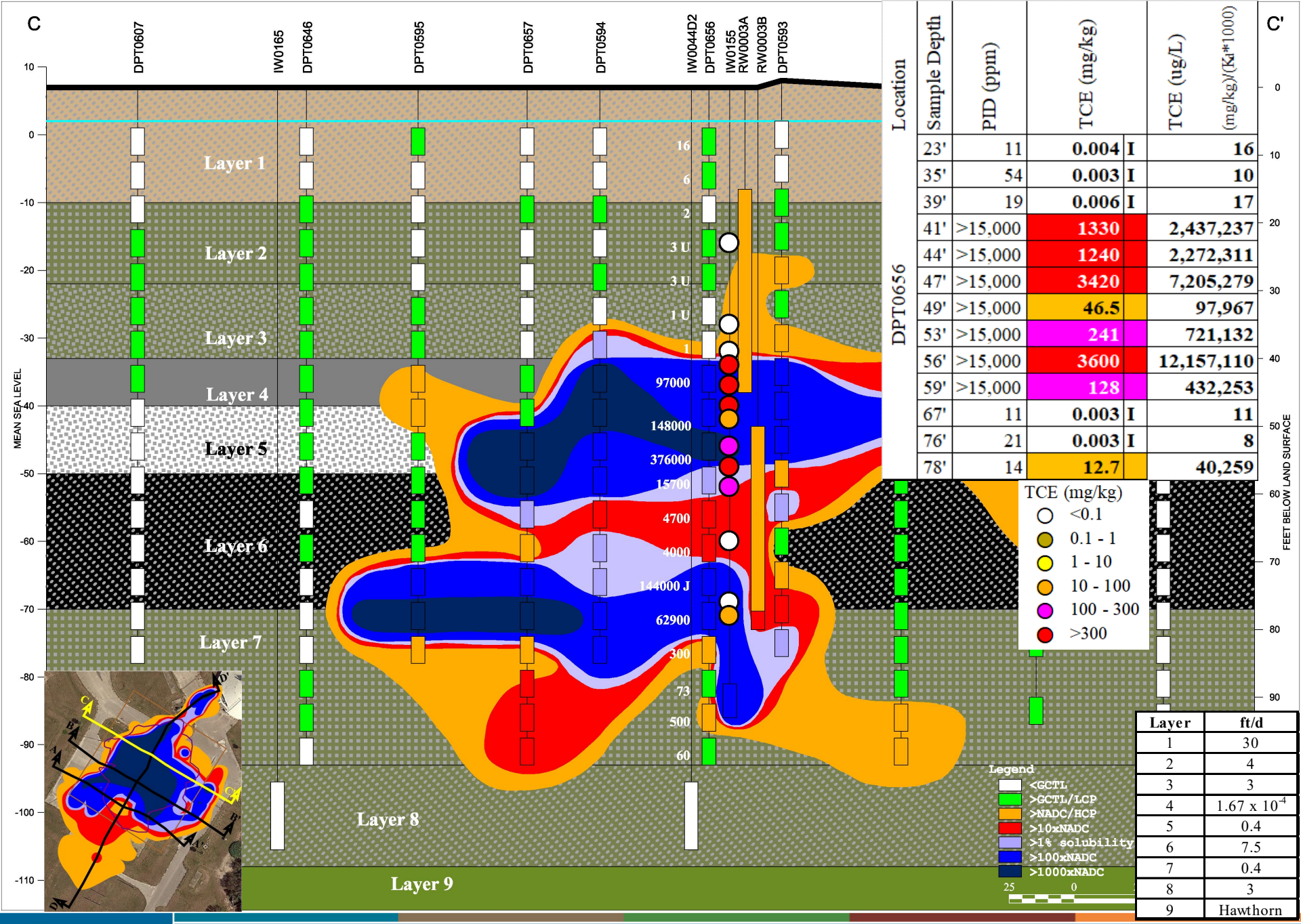

Location	Sample Depth	PID (ppm)	TCE (mg/kg)		TCE (ug/L)	(mg/kg)/(Kd*1000)
DPT0656	23'	11	0.004	I		16
	35'	54	0.003	I		10
	39'	19	0.006	I		17
	41'	>15,000	1330			2,437,237
	44'	>15,000	1240			2,272,311
	47'	>15,000	3420			7,205,279
	49'	>15,000	46.5			97,967
	53'	>15,000	241			721,132
	56'	>15,000	3600			12,157,110
	59'	>15,000	128			432,253
	67'	11	0.003	I		11
	76'	21	0.003	I		8
	78'	14	12.7			40,259

Layer	ft/d
1	30
2	4
3	3
4	1.67×10^{-4}
5	0.4
6	7.5
7	0.4
8	3
9	Hawthorn

Cross Section C-C ' with DPT0656 soil results

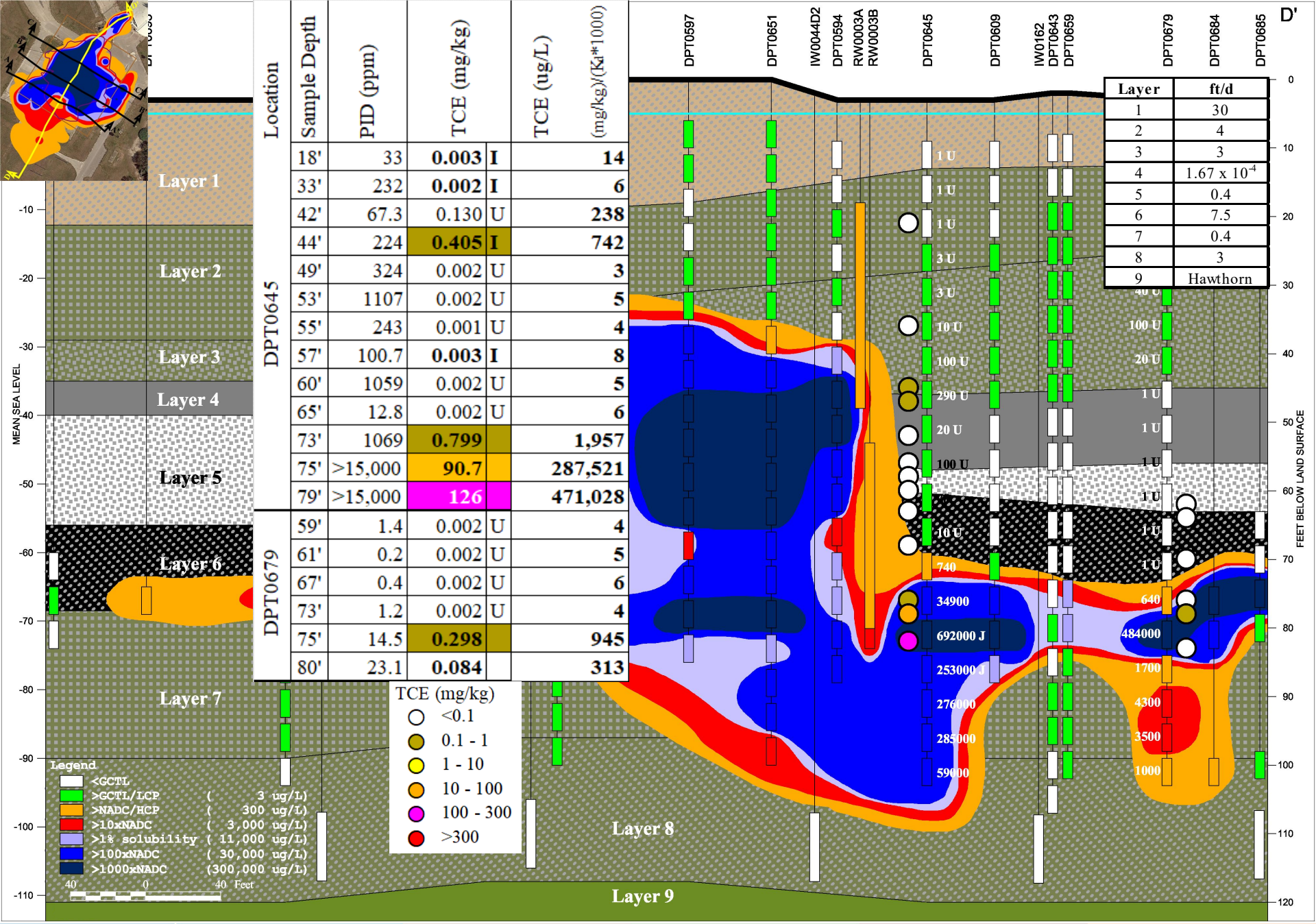
Location
Sample Depth
PID (ppm)
TCE (mg/kg)
TCE (ug/L)
(mg/kg)/(Ki*1000)
DPT0645
18' 33 0.003 I 14
33' 232 0.002 I 6
42' 67.3 0.130 U 238
44' 224 0.405 I 742
49' 324 0.002 U 3
53' 1107 0.002 U 5
55' 243 0.001 U 4
57' 100.7 0.003 I 8
60' 1059 0.002 U 5
65' 12.8 0.002 U 6
73' 1069 0.799 1,957
75' >15,000 90.7 287,521
79' >15,000 126 471,028
DPT0679
59' 1.4 0.002 U 4
61' 0.2 0.002 U 5
67' 0.4 0.002 U 6
73' 1.2 0.002 U 4
75' 14.5 0.298 945
80' 23.1 0.084 313
DPT0597
DPT0651
IW0044D2
DPT0594
RW0003A
RW0003B
DPT0645
DPT0609
IW0162
DPT0643
DPT0659
DPT0679
DPT0684
DPT0685
D'
Layer 1
Layer 2
Layer 3
Layer 4
Layer 5
Layer 6
Layer 7
Layer 8
Layer 9
MEAN SEA LEVEL
FEET BELOW LAND SURFACE
Layer ft/d
1 30
2 4
3 3
4 1.67 x 10-4
5 0.4
6 7.5
7 0.4
8 3
9 Hawthorn
TCE (mg/kg)
<0.1
0.1 - 1
1 - 10
10 - 100
100 - 300
>300
Legend
<GCTL
>GCTL/LCP (3 ug/L)
>NADC/HCP (300 ug/L)
>10xNADC (3,000 ug/L)
>1% solubility (11,000 ug/L)
>100xNADC (30,000 ug/L)
>1000xNADC (300,000 ug/L)
40 0 40 Feet

Mass of Contaminants Calculation:

To determine the mass of TCE exceeding NADC in the aqueous phase, the volume of groundwater was first estimated by multiplying the area of the footprint of the plume by the thickness of the plume by the porosity. This volume was multiplied by the estimated average concentration of TCE to yield the mass in the aqueous phase. The dissolved phase and DNAPL masses were consider to be concentrations up to 11 mg/L and equal to or exceeded 11 mg/L (1% of TCE solubility (110 mg/L), a threshold where DNAPL may occur).

To determine the mass of TCE in the sorbed phase, the mass of soil was first estimated by multiplying the area of the footprint of the plume by the thickness of the plume by the bulk density of the soil. The concentration of TCE in the sorbed phase was estimated by multiplying the average groundwater concentration by the organic carbon partition coefficient (TCE = 107, Principles and Practices of Enhanced Anaerobic Bioremediation of Chlorinated Solvents, AFCEE, 2004) by the estimated fraction organic carbon. The mass of the soil was multiplied by the estimated average concentration in the sorbed phase to yield the mass in the sorbed phase.

Layer	Interval (ft bls)	FOC	Bulk Density (lb/ft^3)	Dissolved (lb)	Dissolved DNAPL (lb)	TCE Sorbed (lb)	Total (lb)	
1	0 - 10	0.003	125	0	0	0	0	0.0%
	10 - 15	0.002	125	0	0	0	0	0.0%
	15 - 20	0.002	125	0	0	0	0	0.0%
	20 - 25	0.002	125	1	2	5	8	0.0%
2	25 - 30	0.003	125	4	61	116	180	0.6%
3	30 - 35	0.003	106	10	93	171	274	0.9%
	35 - 40	0.003	106	10	195	390	596	1.9%
4	40 - 45	0.005	106	8	382	1,207	1,597	5.1%
5	45 - 50	0.004	110	6	1,401	3,925	5,332	16.9%
	50 - 55	0.003	110	5	852	1,683	2,539	8.0%
6	55 - 60	0.003	110	5	725	1,271	2,001	6.3%
	60 - 65	0.003	110	5	3,239	6,004	9,248	29.3%
	65 - 70	0.002	110	6	110	178	295	0.9%
	70 - 75	0.004	110	10	274	682	966	3.1%
7	75 - 80	0.003	110	17	2,587	4,830	7,434	23.5%
	80 - 85	0.003	110	9	71	125	205	0.6%
	85 - 90	0.003	110	10	82	144	235	0.7%
	90 - 95	0.003	110	8	202	331	541	1.7%
7/8	95 - 100	0.003	110	14	43	91	148	0.5%
			Totals:	128	10,319	21,152	31,599	

FOC and Bulk Density from site specific data with the exception of Bulk Density assumed to be 110 lb/ft3 for intervals below 45' bls and Porosity assumed to be 0.3

The presence of DNAPL in 7 of the 1,196 samples creates challenging conditions to accurately estimate TCE mass. Uncertainty exists when DNAPL is present, the mass calculation assumes uniform concentrations defined by DPT samples. The estimate cannot take into account pockets of DNAPL that could represent considerable mass, therefore the mass estimate presented should be considered underestimated

Response to AECOM Comments

5. **Slide 48 Mass Estimates: The "DNAPL mass" estimate is an estimate of the dissolved mass, not DNAPL mass, within the subsurface volume where TCE concentrations are greater than 1% of it's solubility in water. DNAPL mass is unknown but is expected to be much higher than the estimated dissolved and sorbed mass. The mass recovery plots suggested above may provide an estimate of total mass that could potentially be recovered from operation of the HCS at the site.**

   Response: Tt concurs with the uncertainty associated with estimating DNAPL mass. Tt Subject Matter Experts concluded that calculating estimates of DNAPL mass includes numerous variables, many of which are difficult or nearly impossible to quantify in situ and that assuming groundwater TCE concentrations equal to or greater than 11,000 µg/L (1% TCE solubility) provides DNAPL presence. The column previously called out as "DNAPL" has been renamed "Dissolved DNAPL" in the table on Slide 48 to categorize DNAPL presence, Tt concurs that this estimate is most likely low due to the assumption of uniform values over the investigation area and that this simplification disregards the spatial variability of DNAPL. Tt suggests that the mass estimate be considered a reference to the source area where over 67,000 pounds of cVOCs have been recovered via the Hydraulic Capture System and over 59,000 pounds of cVOCs during the in-situ remediation demonstration projects.

48 Hour Constant Rate Pumping Test:

- Layer 7 wells shown with estimated 25' capture zone based on pump test
- 20 wells monitored with pressure transducers from August 5th to 20th
- 17 wells monitored every 1 minute
  - 8 wells screened within Layer 7
  - 9 wells screened above or below Layer 7
- IWs 166 and 167 were monitored every 30 seconds
- RW17 was monitored every 20 seconds
- Wells monitored varied from ~25 feet to ~200 feet from RW17 and generally occurred radially from well to evaluate potential anisotropic conditions
- Test performed from August 13th to 15th
- Test initially started at 1.5 gpm, reduced to 1.25 gpm after 4 hours when drawdown projections suggested responses were not stabilizing. Rate reduced to 1.25 gpm and ran for 48 hours
- Drawdown Observed
  - 62.5' in RW0017
  - 2.18' in IW-167
  - 1.75'in IW-166
  - 0.5' to 1.0' at other Layer 7 wells
  - 0.2 to 0.7' at other wells

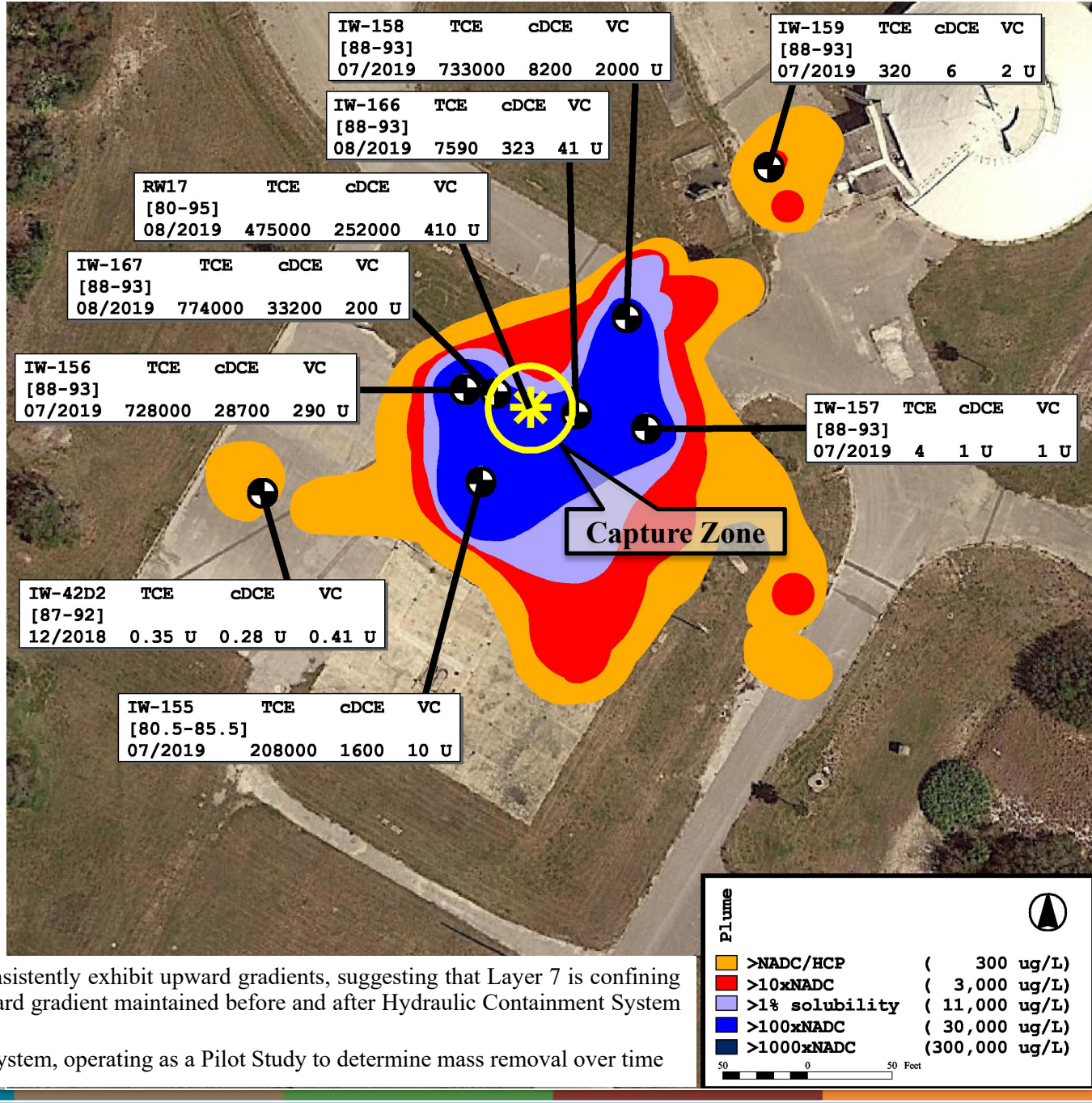

- Analysis of Layers 6 and 8 well pairs consistently exhibit upward gradients, suggesting that Layer 7 is confining or possibly semi-confining based on upward gradient maintained before and after Hydraulic Containment System wells turned on and off in the area
- RW-17 added to the Hydraulic Capture System, operating as a Pilot Study to determine mass removal over time

Response to AECOM Comments

6. **Slide 49 - Pump Test:**
    - **Indicate in the title that the pump test was in Layer 7**
    - **If the test results were used to estimate hydraulic conductivity, please present the estimated values**
    - **Indicate if the drawdowns at the observation wells were stable or increasing at the end of the pump test**

Response: The pump test was conducted on Layer 7 via extracting groundwater from RW17. Hydraulic conductivity ranged from 0.13 to 0.29 ft/day, lower than 0.4 ft/day presented in the CMS, and drawdown rates at the end of the 48 hour test continued to slowly increase. While the rates did not completely stabilize indicating true static conditions the majotiry of drawdown (1.5 to 2.0 feet) occurred during the initial 3 hours of the test. Over the last 40 hours of the test the drawdown was minimal (0.1 to 0.2 feet).

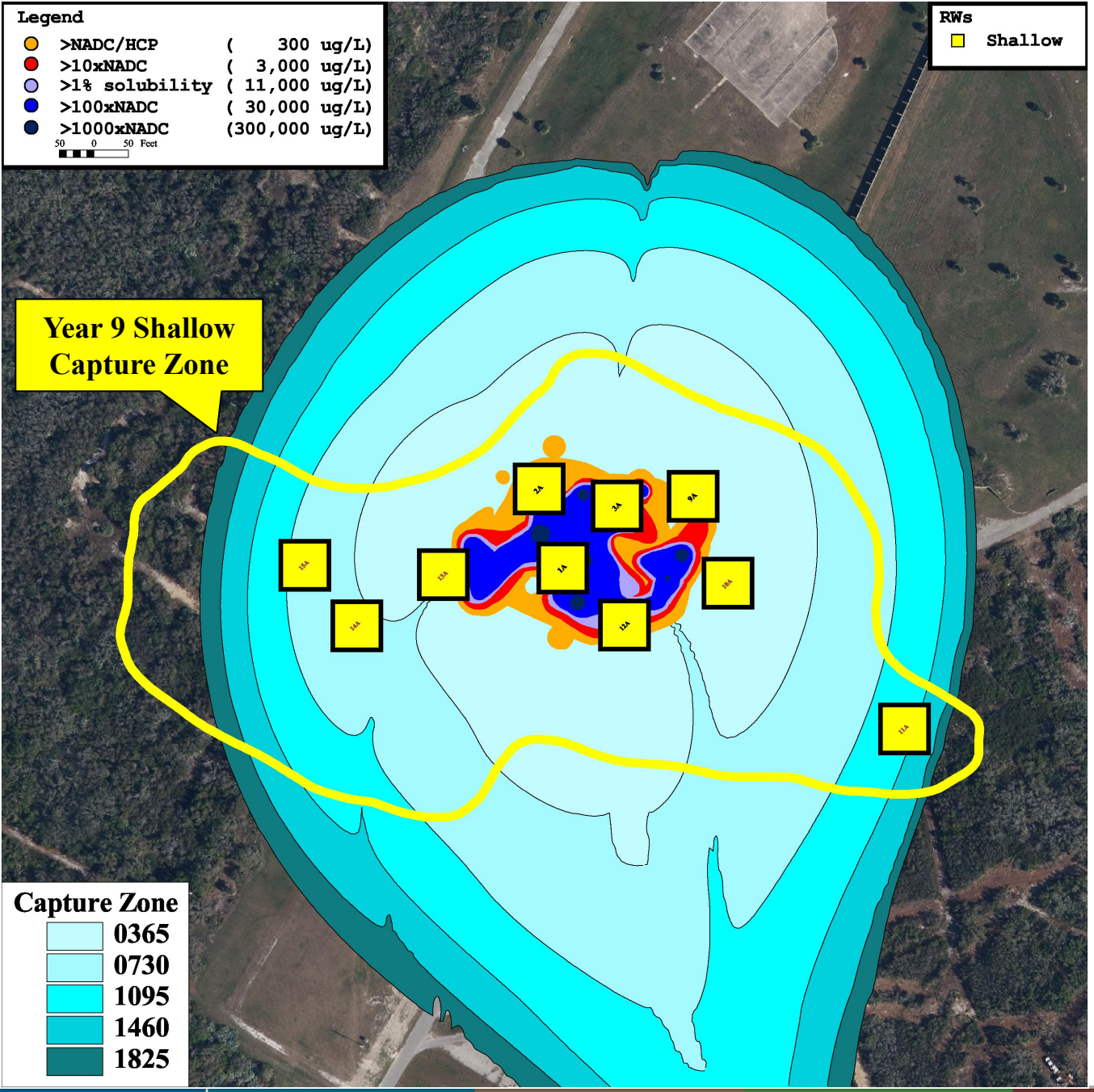

Hydraulic Capture Zone:

- Region where groundwater particles will eventually reach a recovery well, can be up to 10 years
- 1825 day (5 year) region considered capture zone for the revised pumping rates

HCS:

- Groundwater extraction from 10 shallow recovery wells (15' to 45' BLS) and 7 deep recovery wells (50' to 80' BLS)
- Shallow zone shown on this slide

Revised pumping rates:

- RWs 10A, 11A, 13A, 14A, 15A have been shut off based on TCE
- GPM reduced from 42 to 24

	Yr 9 GPM			Revised		
RW	GPM	VOCs #/day	TCE #/day	GPM	VOCs #/day	TCE #/day
01A	7	5.1	4.2	7	5.1	4.2
02A	5	1.2	1.0	7	1.7	1.5
03A	5	0.2	0.05	7	0.3	0.1
09A	7	0.6	0.02	1	0.1	0.0
10A	3	0.1	0.01	0	0.0	0.0
11A	2	0.0	0.00	0	0.0	0.0
12A	4	0.7	0.01	2	0.4	0.01
13A	3	0.2	0.00	0	0.0	0.0
14A	3	0.4	0.00	0	0.0	0.0
15A	3	0.2	0.00	0	0.0	0.0
	42	8.7	5.3	24	7.6	5.7

Response to AECOM Comments

7. **Slides 50 and 52 Capture Zones: Please explain if the thick lines labeled as the capture zones are based on field observations of drawdown or model results.**

Response: Prior to the development of the Interim Measure Design dynamic testing was conducted on Recovery Wells 1A, 1B, 2A, 2B, 3A, and 3B to collect data to refine the model used to develop the original capture zones. Once the system was installed a Hydraulic Capture Study was conducted to verify the proposed capture zones. The results of the study indicated the operating as design conditions encompassed the designed capture zones. In 2015 during the system expansion the data collected from previous studies was used to model the capture zones. The Year 9 capture zones shown on Slides 50 and 52 were the zones based on the pumping rates prior to the revised flows rates implemented 23-Aug-19. The colored capture zones displayed by days are based on the revised pumping rates and were developed using the LC34 groundwater model using MODFLOW to simulate the groundwater flow field and MODPATH for particle tracking to delineate the extent of hydraulic capture. The groundwater model was calibrated based on a complete set of site-wide water level measurements, recovery well rates, injection well rates, and rate of discharge sent to the infiltration gallery

Response to HydroGeoLogic, Inc. Comments

5. **Slides 50 thru 52 – Information about aquifer test interpretation is limited.**

   - **There are two types of depicted capture zones, and the development of these capture zones is unclear. What is the difference in meaning between the Year 9 capture zone in yellow and the contoured capture zones for various time frames on slide 50? They have different shapes, and it does not look like one follows from the other. A similar question applies to the navy and contoured capture zones on slide 52**

     Response: See response to AECOM's comment #7 for additional clarification. The Year 9 catpure zones shown on Slides 50 and 52 were the capture zones based on the pumping rates prior to the revised flows rates implemented 23-Aug-19.

   - **When were the flow rates revised? Are the depicted capture zones associated with the original or revised extraction rates?**

     Response: The flow rates were revised on 23-Aug-19. The capture zones are based on the revised pumping rates.

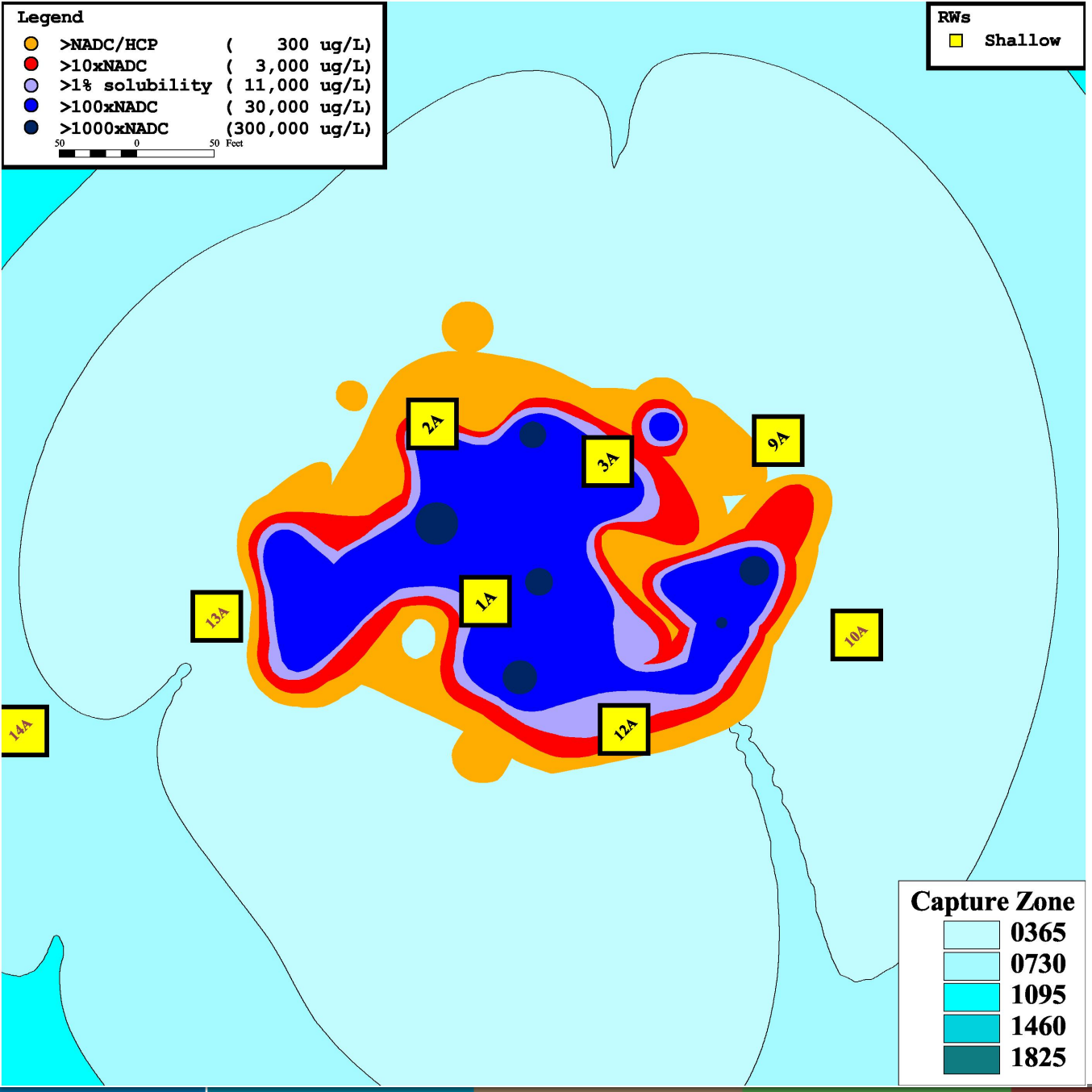

HCS:

- Groundwater extraction from 10 shallow recovery wells (15' to 45' BLS) and 7 deep recovery wells (50' to 80' BLS)
- Shallow zone shown on this slide

Revised pumping rates:

	Yr 9 GPM			Revised		
RW	GPM	VOCs #/day	TCE #/day	GPM	VOCs #/day	TCE #/day
01A	7	5.1	4.2	7	5.1	4.2
02A	5	1.2	1.0	7	1.7	1.5
03A	5	0.2	0.05	7	0.3	0.1
09A	7	0.6	0.02	1	0.1	0.0
10A	3	0.1	0.01	0	0.0	0.0
11A	2	0.0	0.00	0	0.0	0.0
12A	4	0.7	0.01	2	0.4	0.01
13A	3	0.2	0.00	0	0.0	0.0
14A	3	0.4	0.00	0	0.0	0.0
15A	3	0.2	0.00	0	0.0	0.0
	42	8.7	5.3	24	7.6	5.7

- Mass removal based on June 2019 sample results
- GPM reduced from 42 to 24
- TCE mass removal increased from 5.3 to 5.7 #/day
- TCE HCP within 365/720 day capture zone

HCS Shallow Zone (15' to 45' BLS) Revised Pumping Rates

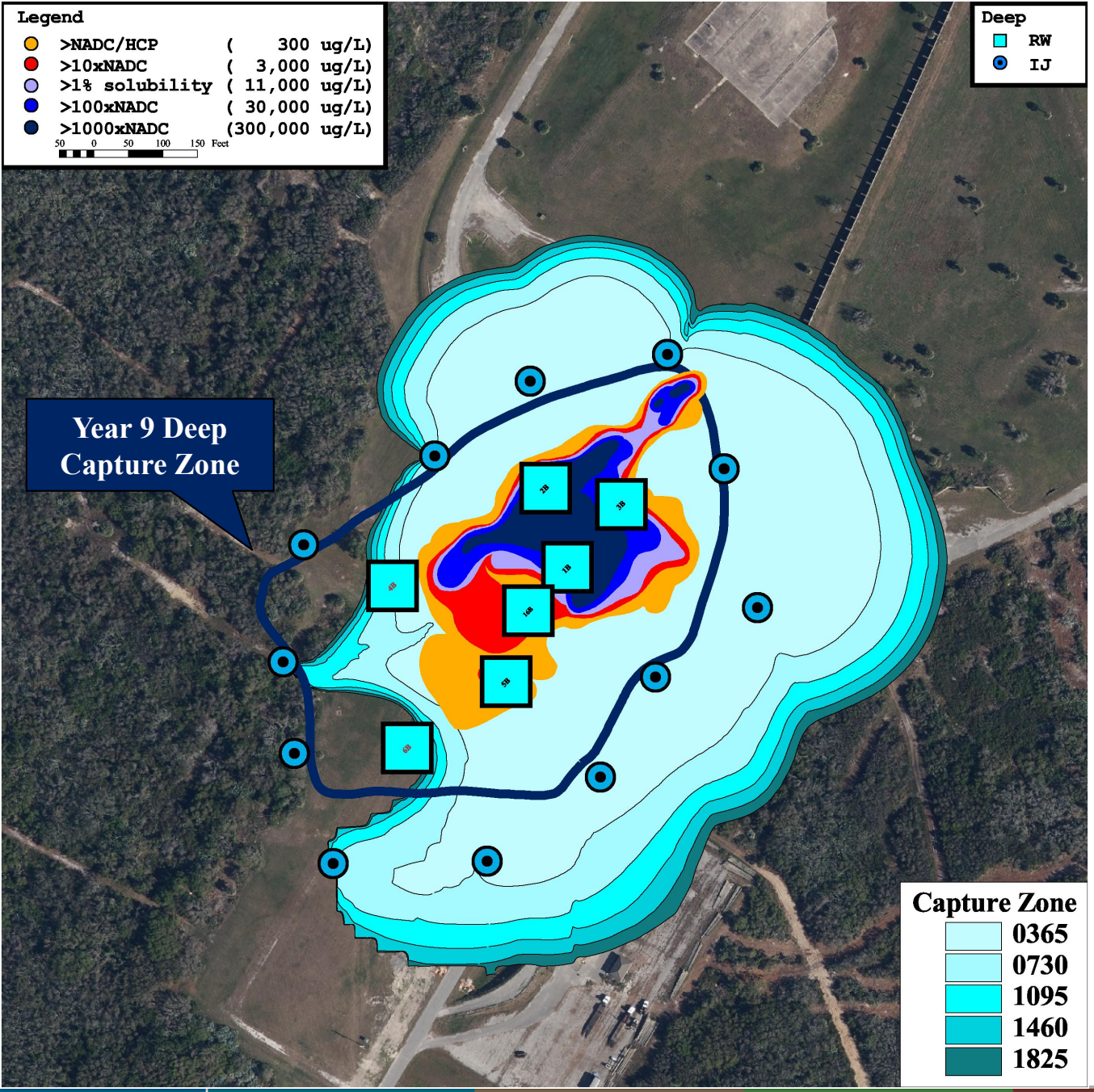

Hydraulic Capture Zone:

- Region where groundwater particles will eventually reach a recovery well, can be up to 10 years
- 1825 day (5 year) region considered capture zone for the revised pumping rates

HCS:

- Groundwater extraction from 7 deep recovery wells (50' to 80' BLS)
- Treated groundwater discharged at 80 GPM, reinjected into 12 injection wells (50' to 80' BLS) at 2 GPM per well with remaining treated groundwater discharged to infiltration gallery

Revised pumping rates:

- RWs 04B and 06B have been shut off based on TCE
- GPM increased from 41 to 49

	Yr 9 GPM			Revised		
RW	GPM	VOCs #/day	TCE #/day	GPM	VOCs #/day	TCE #/day
01B	15	4.2	3.7	15	4.2	3.7
02B	15	6.1	5.7	15	6.1	5.7
03B	2	0.1	0.04	15	0.4	0.3
04B	2	0.01	0.01	0	0.0	0.0
05B	2	0.01	0.01	2	0.01	0.01
06B	2	0.01	0.00	0	0.0	0.0
16B	3	0.04	0.01	2	0.02	0.00
	41	10.5	9.5	49	10.8	9.8

HCS Deep Zone (50' to 80' BLS) Revised Pumping Rates

Response to HydroGeoLogic, Inc. Comments

6. **Slide 52 – Revised Pumping Rates: Can operation of well 5B be discontinued? Although low level contamination remains in this area, the location appears to be within the capture zone, and 5B may be competing with 16B. Turning off 5B may be more practical if the extraction rate from 16B is increased.**

   Response: Pumping rates were recently adjusted in August 2019, the June and September 2019 recovery well sample results indicate TCE increasing in both recovery wells. Based on this increase Tt recommends continued operation of both these wells and to evaluate mass recovery rates during the quarterly sampling events.

7. **Slides 29, and 30 - DPT TCE Results – and Slides 52 and 53 - Revised Pumping Rates: Consider installing RW near DPT672 and DPT684 to capture the TCE mass from 70 to 85 ft bgs.**

   Response: This area is within the 365 day Capture Zone for the HCS Deep Zone (50' to 80' bls) therefore no additional recovery wells are being proposed at this time. Tt will consider additional recovery wells during the RAE.

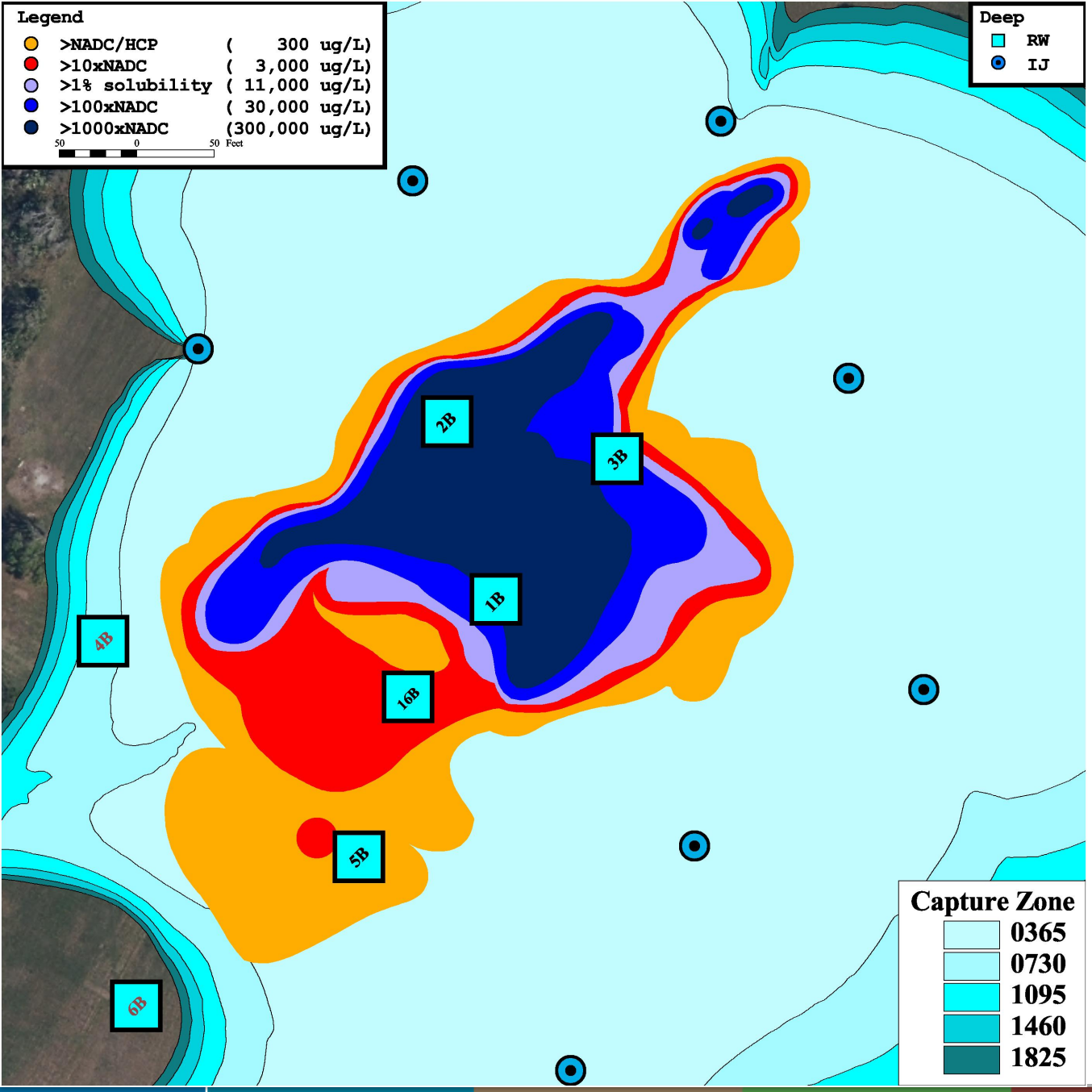

HCS:

- Groundwater extraction from 7 deep recovery wells (50' to 80' BLS)
- Treated groundwater reinjected into 12 injection wells (50' to 80' BLS) at 2 GPM per well with remaining treated groundwater discharged to infiltration gallery
- Discharge is 80 GPM

Revised pumping rates:

	Yr 9 GPM			Revised		
RW	GPM	VOCs #/day	TCE #/day	GPM	VOCs #/day	TCE #/day
01B	15	4.2	3.7	15	4.2	3.7
02B	15	6.1	5.7	15	6.1	5.7
03B	2	0.1	0.04	15	0.4	0.3
04B	2	0.01	0.01	0	0.0	0.0
05B	2	0.01	0.01	2	0.01	0.01
06B	2	0.01	0.00	0	0.0	0.0
16B	3	0.04	0.01	2	0.02	0.00
	41	10.5	9.5	49	10.8	9.8

- Mass removal based on June 2019 sample results
- GPM increased from 42 to 49
- TCE mass removal increased from 9.5 to 9.8 #/day
- TCE HCP within 365/720 day capture zone
- Overall HCS GPM reduced from 83 to 73 GPM while increasing TCE mass removal rate from 14.9 to 15.5 #/day, Total VOCs rate decreased from 19.2 to 18.4 #/day

HCS Deep Zone (50' to 80' BLS) Revised Pumping Rates

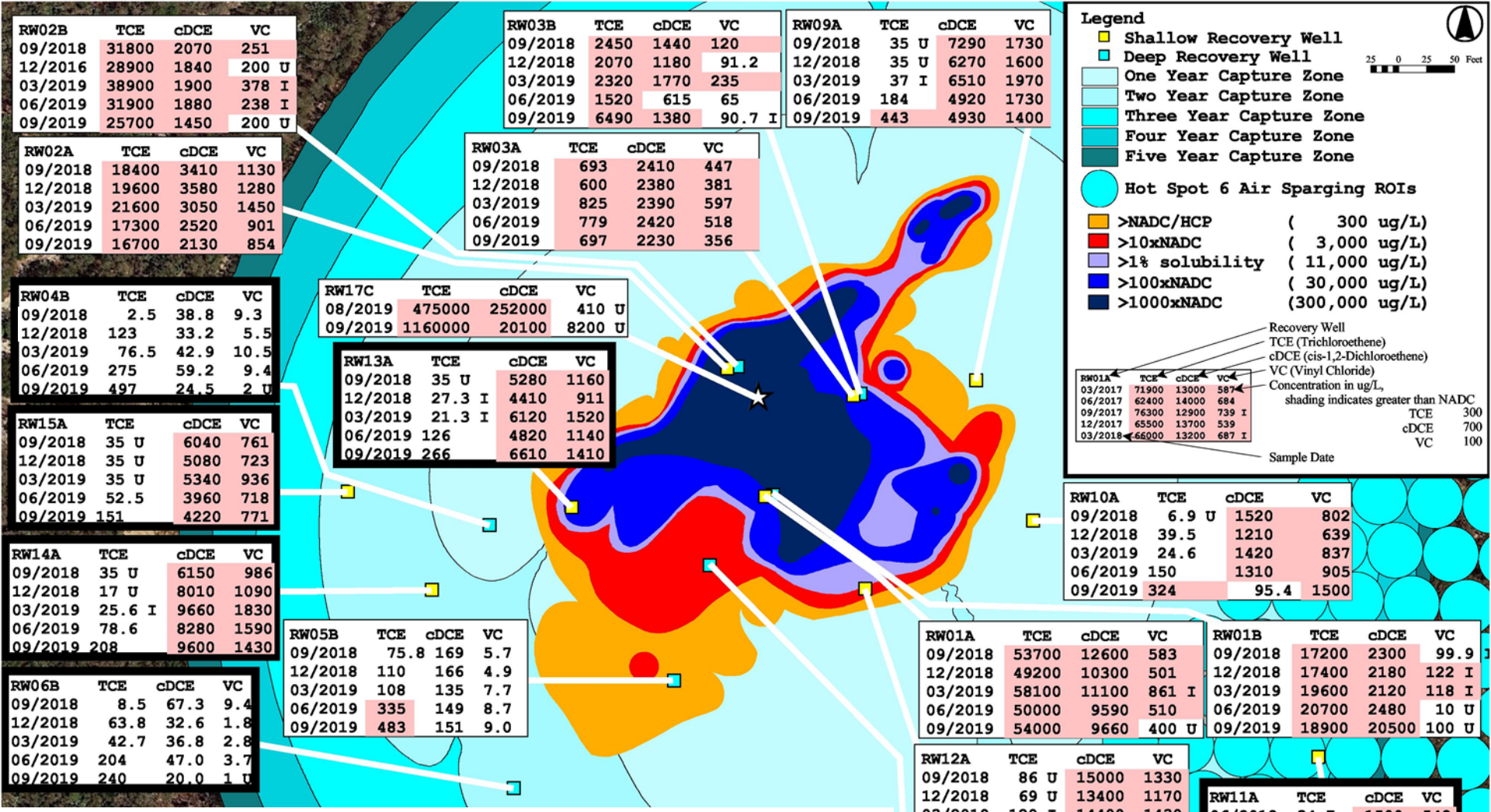

- Including RW17 operating at 1 GPM overall pumping rate is 74 GPM
- RW11 turned off within the influence of Hot Spot 6 Air Sparging Treatment Zone
- RWs 04B and 06B remain off based on low concentrations
- Based on cDCE and VC concentrations RWs 13A, 14A, and 15A operating at 3 GPM each increasing system GPM to 83 GPM
- Based on June 2019 sampling results current daily VOC mass removal is 19.2 pounds including 15.5 pounds of TCE, prior pumping rate were 19.1 and 14.9

Response to AECOM Comments

1. **Slide 10 Mass Recovery: To better understand past and approximate future mass recovery behavior that could be used to optimize operation of the HCS, AECOM suggests preparing and presenting the following trend plots:**

   - **Cumulative TCE mass removed versus time at each extraction well and for the whole HCS system**
   - **TCE mass removal rate versus time at each extraction well and for the whole HCS system**
   - **TCE mass removal rate versus cumulative TCE mass removed at each extraction well and for the whole HCS system**

   Trends in the suggested plots can provide insight into past transport behavior (mass removal from advective zones versus mass removal controlled by matrix diffusion) and can be extrapolated to approximate potential future behavior. Plots for a non-NASA site are provided at the end of this memo as examples of the suggested trend plots.

   ***Response*:** Trend graphs are being generated and will be incorporated into the presentation.

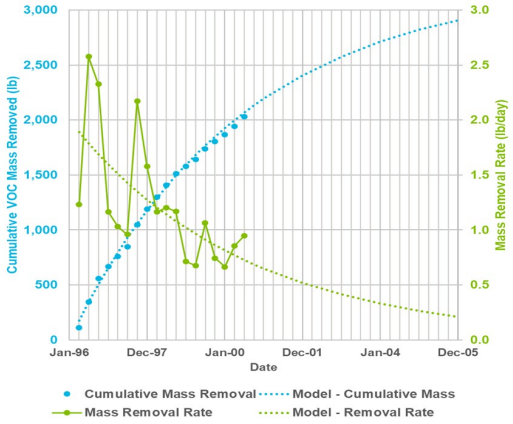

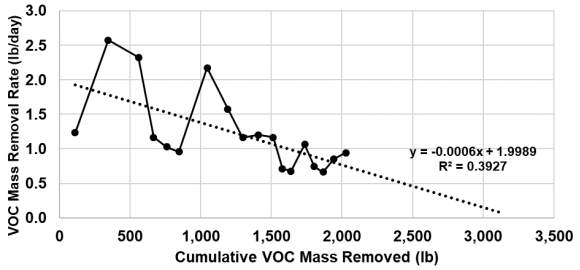

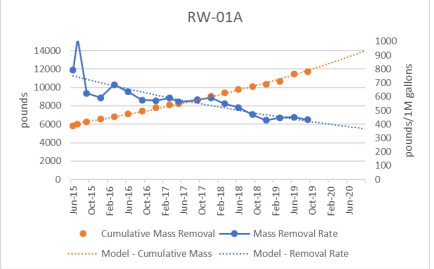

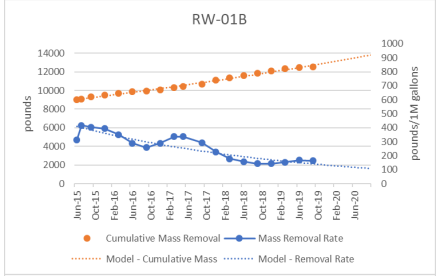

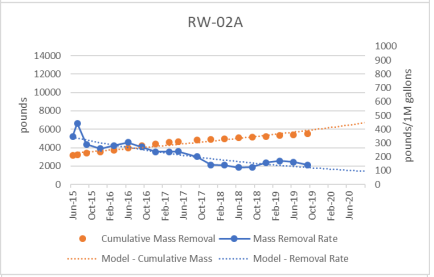

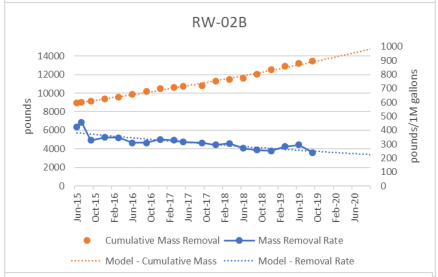

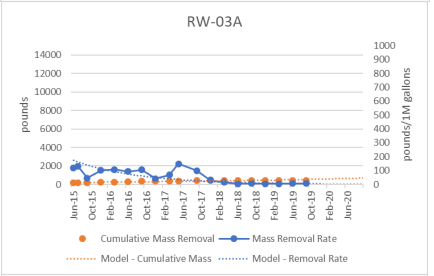

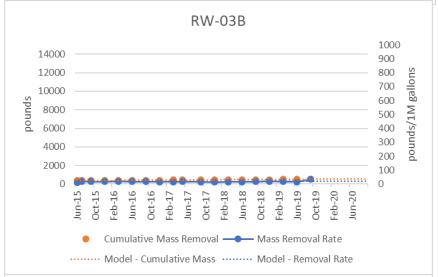

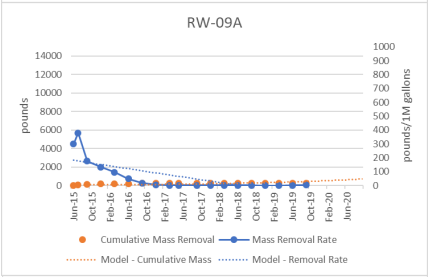

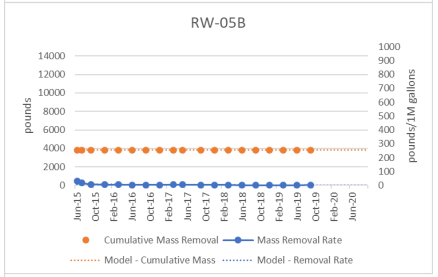

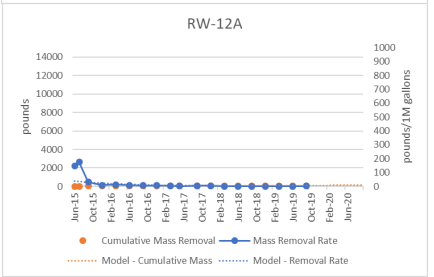

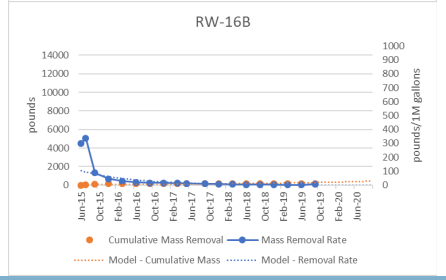

Trend Graphs:

- Prepared for RWs within the TCE HCP
- Data range from System Expansion to present
- Revised pumping rates implemented 23-Aug-19
- Graph not prepared for RW17C

RW17C	TCE	cDCE	VC
08/2019	475000	252000	410 U
09/2019	1160000	20100	8200 U

  - Operating at 1 GPM
  - 16,970 gallons processed containing 116# of TCE

Observations:

- RWs 1A, 1B, 2A, 2B, and 17C remove the majority of TCE mass
- RWs 1A, 1B, 2A, and 2B trends indicate recovery rates of 80 to 375 pounds of TCE per 1,000,000 gallons over the next year of operation
- TCE concentrations less in RWs 4B, 5B, 6B, 9A, 10A, 12A, 13A, 14A, 15A, 16B, TCE in these wells have increased during June and Sept sampling events

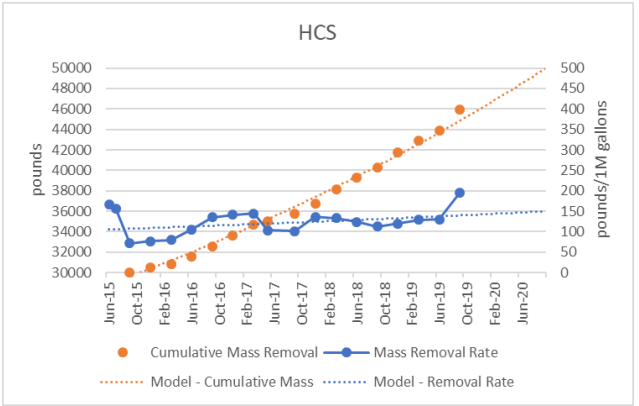

RW	GPM	VOCs #/day	TCE #/day
01A	7	5.1	4.2
02A	7	1.7	1.5
03A	7	0.3	0.1
09A	1	0.1	0.002
12A	2	0.4	0.01
	24	7.6	5.7
01B	15	4.2	3.7
02B	15	6.1	5.7
03B	15	0.4	0.3
05B	2	0.01	0.01
16B	2	0.02	0.004
	49	10.8	9.8

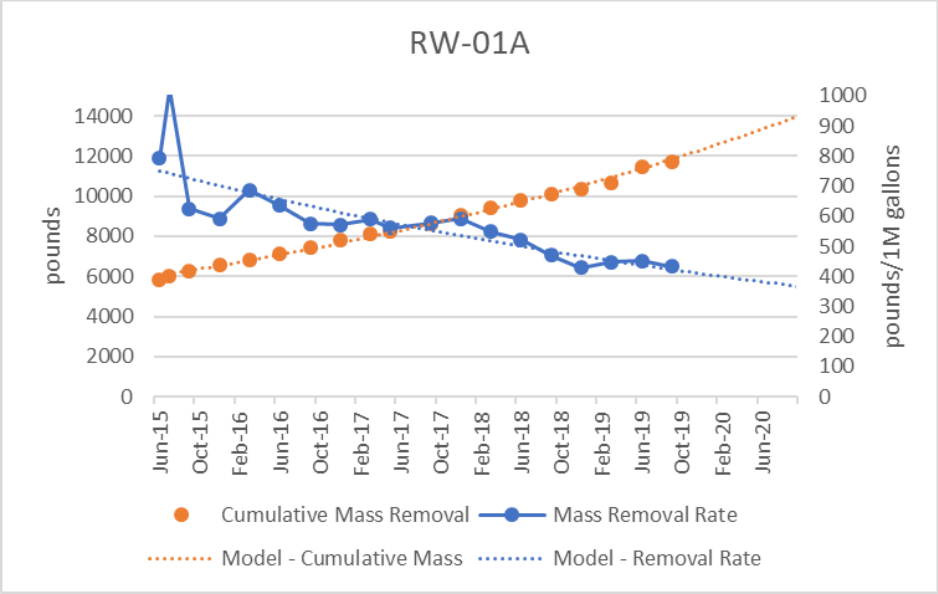
RW-01A
pounds
pounds/1M gallons
Cumulative Mass Removal
Mass Removal Rate
Model - Cumulative Mass
Model - Removal Rate

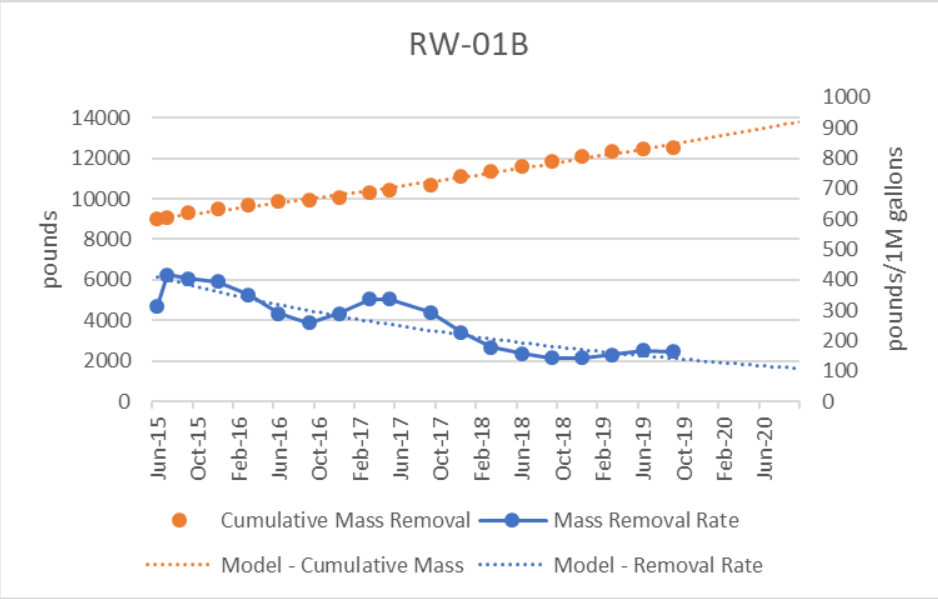
RW-01B
pounds
pounds/1M gallons
Cumulative Mass Removal
Mass Removal Rate
Model - Cumulative Mass
Model - Removal Rate

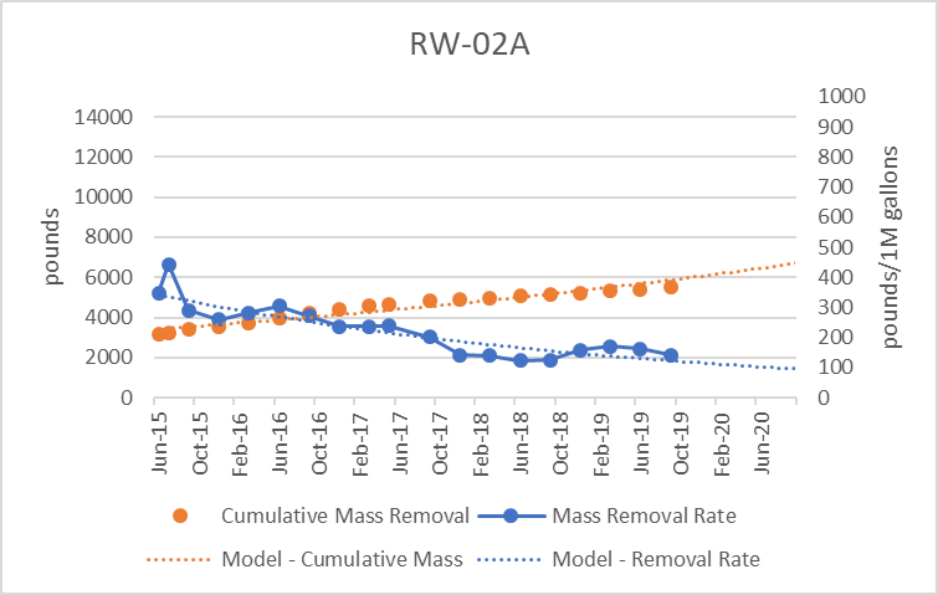
RW-02A
pounds
pounds/1M gallons
Cumulative Mass Removal
Mass Removal Rate
Model - Cumulative Mass
Model - Removal Rate

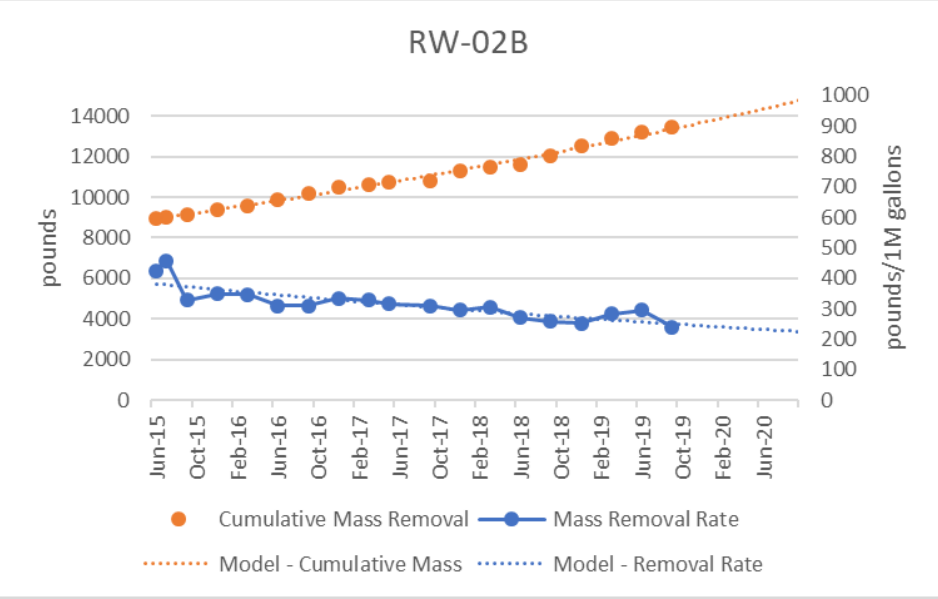
RW-02B
pounds
pounds/1M gallons
Cumulative Mass Removal
Mass Removal Rate
Model - Cumulative Mass
Model - Removal Rate

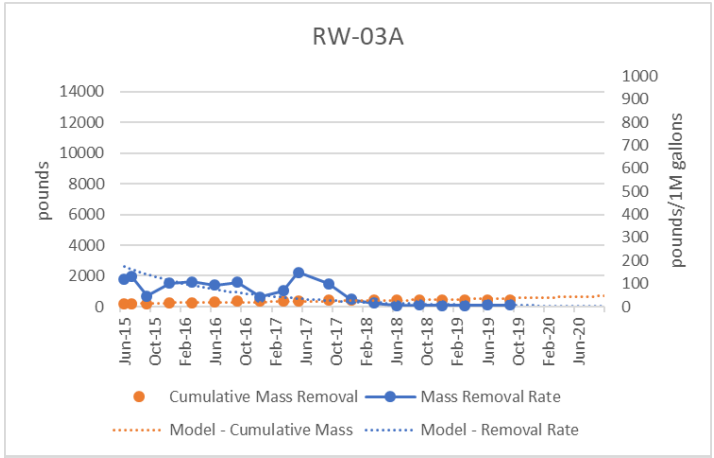
RW-03A
pounds
pounds/1M gallons
Cumulative Mass Removal
Mass Removal Rate
Model - Cumulative Mass
Model - Removal Rate

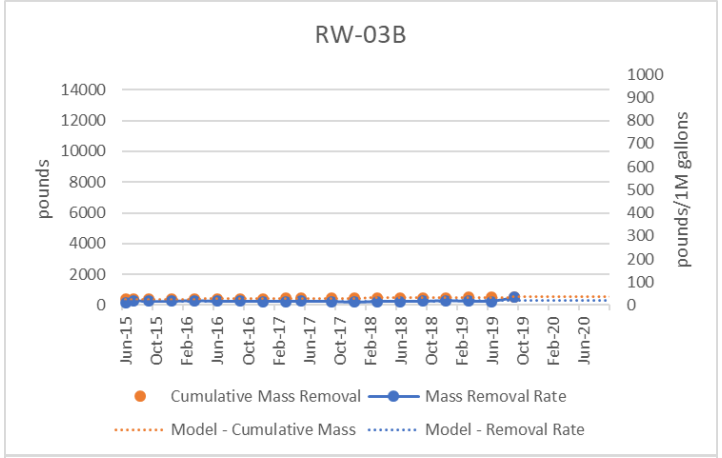
RW-03B
pounds
pounds/1M gallons
Cumulative Mass Removal
Mass Removal Rate
Model - Cumulative Mass
Model - Removal Rate

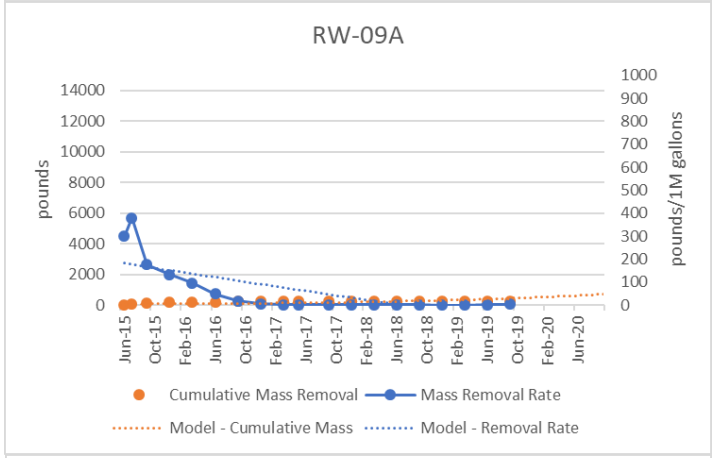
RW-09A
pounds
pounds/1M gallons
Cumulative Mass Removal
Mass Removal Rate
Model - Cumulative Mass
Model - Removal Rate

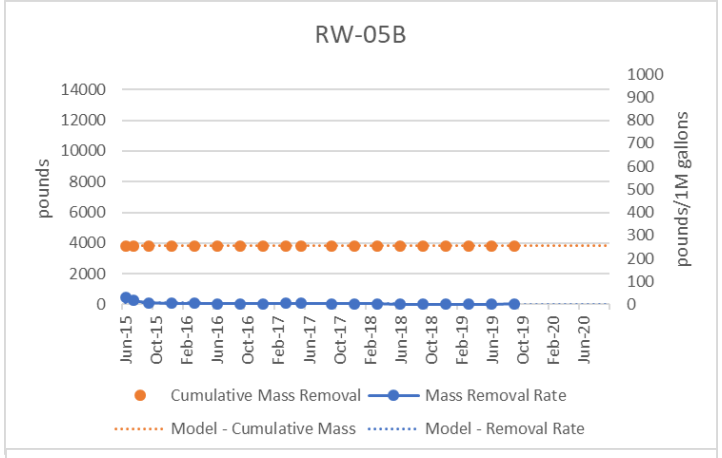
RW-05B
pounds
pounds/1M gallons
Cumulative Mass Removal
Mass Removal Rate
Model - Cumulative Mass
Model - Removal Rate

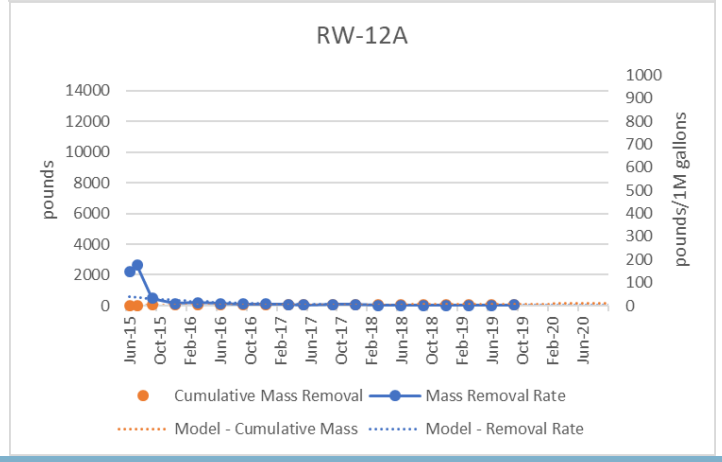
RW-12A
pounds
pounds/1M gallons
Cumulative Mass Removal
Mass Removal Rate
Model - Cumulative Mass
Model - Removal Rate

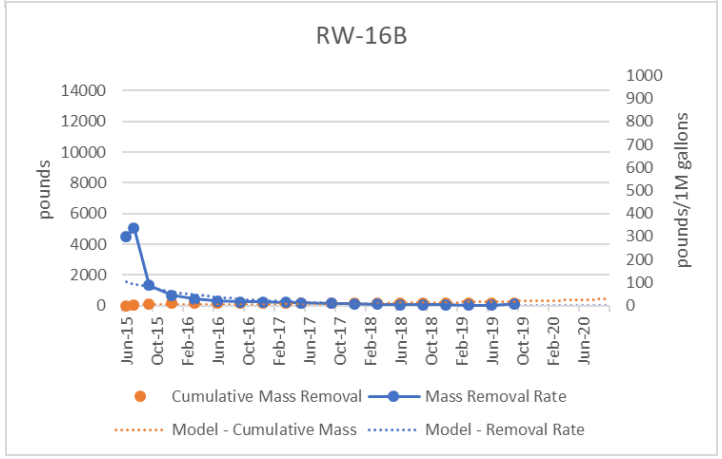
RW-16B
pounds
pounds/1M gallons
Cumulative Mass Removal
Mass Removal Rate
Model - Cumulative Mass
Model - Removal Rate

Site conditions:

- Source zone (TCE ≥ 11,000 µg/L) underlies surface obstructions portion of the Blockhouse, transformer pad, roadways, utilities (electric, comm line, water line), former ESB pad, parking area, and HCS
- Layers 4 and 7 fine grained units storing mass

NASA's RAE expectations:

- NASA and Tt met to evaluate the next phase of the treatment train
- Aggressive technology for treatment (eviscerate) of DNAPL source material that can be implemented in a reasonable timeframe that treat mass including the fine-grained units in Layers 4 and 7
- Develop alternatives in RAE with costing accurate to IMWP standards
- Preliminary discussions have included:
  1) LDA with Steam and ZVI
  2) In-situ Thermal
  3) Pump and Treat with amendments
  4) HCS expansion to control Layer 7

Data Gaps:

- TCE delineation to 3,000 µg/L completed during SA
- Several samples identified to delineate TCE to 300 µg/L

Team consensus:

- Treatment area will be TCE ≥ 3,000 µg/L including source zone
- RAE will include items 1) to 4) list above

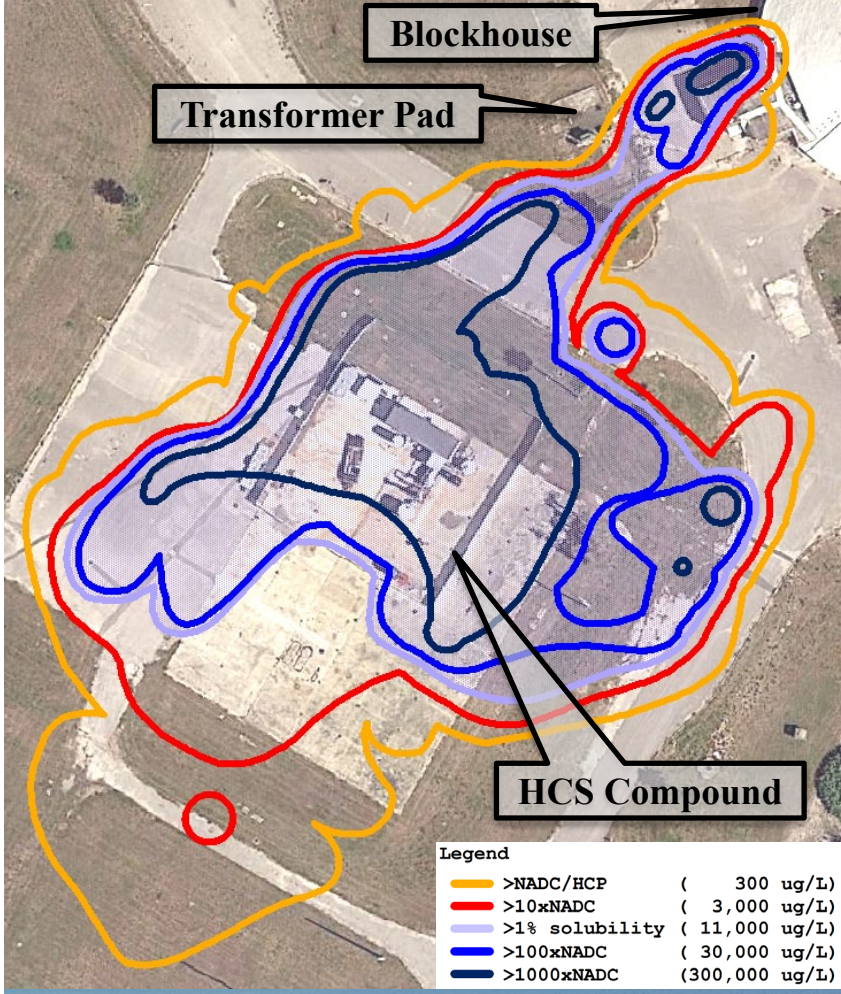



Response to AECOM Comments

8. **Slide 55 Summary: In additions to Layers 4 and 7, dissolved concentrations and observations of DNAPL indicate that Layer 5 may also contain significant DNAPL mass.**

   Response: Tt concurs that Layer 5 contains significant mass in addition to Layers 4 and 7. Layers 4 and 7 drive the need for aggressive technologies evaluated in the RAE due to the presence of fine-grained units.

9. **General Comment: AECOM recognizes that defining the subsurface volume that is the source area for the RAE is difficult. However, in our experience the use of 1% TCE solubility is overly conservative for delineating the extent of DNAPL. In general, source zone delineation is site-specific and should use direct observation of DNAPL in samples, soil concentrations indicative of DNAPL, and dissolved concentrations much greater than 1% TCE solubility. Note that the 1% solubility guidance was developed to indicate that NAPL could be present at a site if aqueous concentrations exceeded 1% solubility in wells that typically had long screens. Since development of this guidance, high-frequency/density subsurface sampling and short well screens as implemented at LC34 are more common and provide data density that can better delineate DNAPL source areas based on concentrations in groundwater that are near solubility limits.**

   Response: Tt concurs that an alternative concentration can be used to determine extents of potential source areas. The DPD indicates that a source zone may be defined using a different percent solubility when consensus from the KSCRT has been obtained. Tt reviewed the definitions used to identify source areas at Wilson Corners, HMFN and CCF East, each used 1% TCE solubility to define the source zone.

Response to HydroGeoLogic, Inc. Comments

8. **Slide 55 – Remedial Alternatives Evaluation: Will consideration of the remedial technologies and development of alternatives include the evaluation of multiple technologies that might complement each other? For example, would LDA or thermal be used for aquifer volumes over 11,000 ug/L and P&T with amendments (or another form of in situ bioremediation) be used for volumes between 3,000 and 11,000 ug/L?**

   Response: Aggressive technologies have been recently implemented at Wilson Corners (LDA w/steam and ZVI) and CCF East (ERH). At Wilson Corners Hot Spot 1 the treated area was greater than or equal to 3,000 ug/L and at CCF East the treatment area was greater than or equal to 3,000 ug/L from 40 to 50' bls, HCP between 50' to 60' bls and the combined area projected upward from ground surface to 40' bls. In each case the treatment area using the aggressive technology treated at least TCE greater than or equal to 3,000 ug/L, therefore the RAE will provide treatment costs for greater than or equal to 3,000 ug/L and greater than or equal to 11,000 ug/L for selected technologies for NASA's consideration. Coupling hydraulic capture with the aggressive technologies will be considered during the RAE.

TETRA TECH

MEMO

To:	Ms. Lindsay Morgan
From:	Mark Speranza, PE; Mark Jonnet
Date:	October 15, 2019
Subject:	Response to Comments Launch Complex 34, SWMU CC054, DSZ Site Characterization Advanced Data Package

Below are Tetra Tech's responses to comments provided by AECOM and HydroGeoLogic, Inc. from review of the Launch Complex 34 (LC34), SWMU CC054, DSZ Site Characterization ADP.

Response to AECOM Comments

The following slide-specific and general comments are provided for the Engineering Evaluation of the DSZ Site Characterization ADP for LC34.

1. **Slide 10 Mass Recovery: To better understand past and approximate future mass recovery behavior that could be used to optimize operation of the HCS, AECOM suggests preparing and presenting the following trend plots:**
    - **Cumulative TCE mass removed versus time at each extraction well and for the whole HCS system**
    - **TCE mass removal rate versus time at each extraction well and for the whole HCS system**
    - **TCE mass removal rate versus cumulative TCE mass removed at each extraction well and for the whole HCS system**

    Trends in the suggested plots can provide insight into past transport behavior (mass removal from advective zones versus mass removal controlled by matrix diffusion) and can be extrapolated to approximate potential future behavior. Plots for a non-NASA site are provided at the end of this memo as examples of the suggested trend plots.

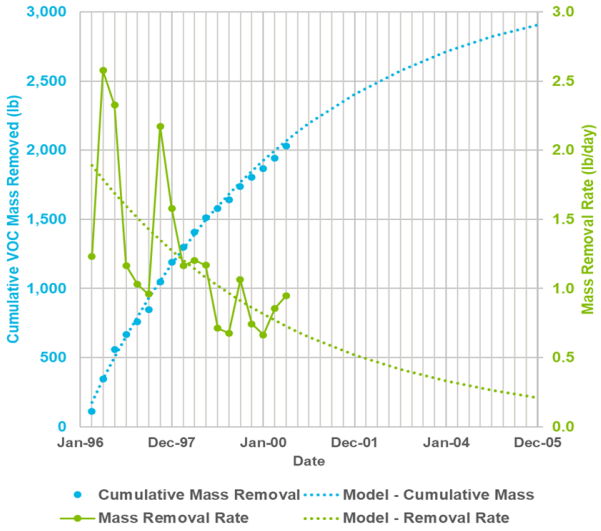

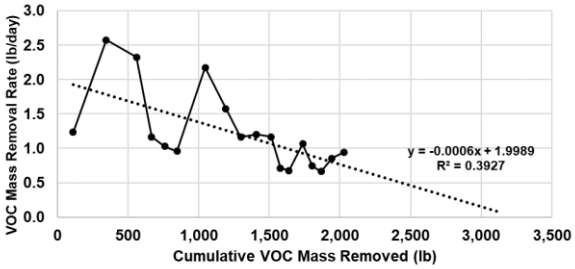

***Response*:** Trend graphs are being generated and will be incorporated into the presentation.

Tetra Tech, Inc.
Foster Plaza 7, 661 Andersen Drive
Tel 412.921.7090 Fax 412.921.4040 tetratech.com

2. **Slide 15 DNAPL Observation: Please describe how observation of DNAPL was performed. Was an oleophilic dye used?**

   Response: DNAPL observation was visual. No additional testing was performed other than VOC analyses by the mobile lab.

3. **Slides 11 and 39 Lithology Transects: AECOM suggests adding labels to each Layer that provides the estimated hydraulic conductivity value.**

   Response: The estimated hydraulic conductivity was provided on Slide 7 for the individual layers.

4. **Slide 41 Data Transects: AECOM suggests adding the locations of the wells to the plan view where concentration data is presented in the subsequent transects.**

   Response: Monitoring wells and recovery wells shown in the transects have been added to Slide 40.

5. **Slide 48 Mass Estimates: The "DNAPL mass" estimate is an estimate of the dissolved mass, not DNAPL mass, within the subsurface volume where TCE concentrations are greater than 1% of it's solubility in water. DNAPL mass is unknown but is expected to be much higher than the estimated dissolved and sorbed mass. The mass recovery plots suggested above may provide an estimate of total mass that could potentially be recovered from operation of the HCS at the site.**

   Response: Tetra Tech concurs with the uncertainty associated with estimating DNAPL mass. Tt Subject Matter Experts concluded that calculating estimates of DNAPL mass includes numerous variables, many of which are difficult or nearly impossible to quantify in situ and that assuming groundwater TCE concentrations equal to or greater than 11,000 µg/L (1% TCE solubility) provides DNAPL presence. The column previously called out as "DNAPL" has been renamed "Dissolved DNAPL" in the table on Slide 48 to categorize DNAPL presence, Tt concurs that this estimate is most likely low due to the assumption of uniform values over the investigation area and that this simplification disregards the spatial variability of DNAPL. Tt suggests that the mass estimate be considered a reference to the source area where over 67,000 pounds of cVOCs have been recovered via the HCS and over 59,000 pounds of cVOCs during the in-situ remediation demonstration projects.

6. **Slide 49 - Pump Test:**

   - **Indicate in the title that the pump test was in Layer 7**
   - **If the test results were used to estimate hydraulic conductivity, please present the estimated values**
   - **Indicate if the drawdowns at the observation wells were stable or increasing at the end of the pump test**

   Response: The pump test was conducted on Layer 7 via extracting groundwater from RW17. Hydraulic conductivity ranged from 0.13 to 0.29 ft/day, lower than 0.4 ft/day presented in the CMS, and drawdown rates at the end of the 48 hour test continued to slowly increase. While the rates did not completely stabilize indicating true static conditions the majority of drawdown (1.5 to 2.0 feet) occurred during the initial 3 hours of the test. Over the last 40 hours of the test the drawdown was minimal (0.1 to 0.2 feet).

7. **Slides 50 and 52 Capture Zones: Please explain if the thick lines labeled as the capture zones are based on field observations of drawdown or model results.**

   Response: Prior to the development of the Interim Measure Design dynamic testing was conducted on Recovery Wells 1A, 1B, 2A, 2B, 3A, and 3B to collect data to refine the model used to develop the original capture zones. Once the system was installed a Hydraulic Capture Study was conducted to verify the proposed capture zones. The results of the study indicated the operating as design conditions encompassed the designed capture zones. In 2015 during the system expansion the data collected from previous studies

was used to model the capture zones. The Year 9 capture zones shown on Slides 50 and 52 were the zones based on the pumping rates prior to the revised flows rates implemented 23-Aug-19. The colored capture zones displayed by days are based on the revised pumping rates and were developed using the LC34 groundwater model using MODFLOW to simulate the groundwater flow field and MODPATH for particle tracking to delineate the extent of hydraulic capture. The groundwater model was calibrated based on a complete set of site-wide water level measurements, recovery well rates, injection well rates, and rate of discharge sent to the infiltration gallery

8. **Slide 55 Summary: In additions to Layers 4 and 7, dissolved concentrations and observations of DNAPL indicate that Layer 5 may also contain significant DNAPL mass.**

   Response: Tt concurs that Layer 5 contains significant mass in addition to Layers 4 and 7. Layers 4 and 7 drive the need for aggressive technologies evaluated in the RAE due to the presence of fine-grained units.

9. **General Comment: AECOM recognizes that defining the subsurface volume that is the source area for the RAE is difficult. However, in our experience the use of 1% TCE solubility is overly conservative for delineating the extent of DNAPL. In general, source zone delineation is site-specific and should use direct observation of DNAPL in samples, soil concentrations indicative of DNAPL, and dissolved concentrations much greater than 1% TCE solubility. Note that the 1% solubility guidance was developed to indicate that NAPL could be present at a site if aqueous concentrations exceeded 1% solubility in wells that typically had long screens. Since development of this guidance, high-frequency/density subsurface sampling and short well screens as implemented at LC34 are more common and provide data density that can better delineate DNAPL source areas based on concentrations in groundwater that are near solubility limits.**

   Response: Tt concurs that an alternative concentration can be used to determine extents of potential source areas. The DPD indicates that a source zone may be defined using a different percent solubility when consensus from the KSCRT has been obtained. Tt reviewed the definitions used to identify source areas at Wilson Corners, HMFN and CCF East, each used 1% TCE solubility to define the source zone.

<u>Response to HydroGeoLogic, Inc. Comments</u>

We have reviewed the Site Characterization Engineering Evaluation for Launch Complex 34 (SWMU CC054). The delineation work, both horizontal and vertical, is comprehensive. We do offer the following comments for your consideration:

1. **Slides 21 thru 34 - DPT TCE Results: Consider showing the RWs on the DPT TCE Result Figures, which will allow the reader to visualize where the shallow and deep RWs are located in relation to the TCE results.**

   Response: Tt concurs, recovery wells have been added to slides 18 to 23 and 25 to 30.

2. **Slides 21, 29 and 30 - DPT TCE Results: The high concentration area extending toward the Blockhouse (Slides 29 and 30) between Layers 6 and 7 is relatively narrow and perhaps the result of migration through a narrow feature at the interface of these two layers. Please review the current and historic data to confirm that a similar narrow extension of contamination (Slide 21) is not occurring at DPT location 661.**

   Response: Tt concurs that the 100 mg/kg TCE Saturated Soil Isoconcentration Contour and perhaps a subtle change in the interface between Layers 6 and 7 support the TCE detected in DPTs 659, 672, 684, and 685 on slides 29 and 30. The elevated TCE detected in DPTs 654 and 612 shown on slide 21 could be related to the proximity of the 100 mg/kg TCE Saturated Soil Isoconcentration Contour near DPT 653 and review of existing data suggests decreasing concentrations towards DPTs 661 and the three DPTs (690, 691, and 681) surrounding DPT 661 indicate very low levels of TCE and/or less than detection limits.

3. **Slides 40 thru 47 – Cross Sections: The geology on the cross-sections is very uniform for presentation purposes, and it is clear from these cross-sections that the highest contaminant concentrations and mass are in the lower permeability units. For example, concentrations are high in Layers 4 and 5, are lower in the more permeable Layer 6, and then are higher again in Layer 7. Information about fine sand, silt, or clay content and their correlation to concentrations may be helpful when evaluating remedial options. To support the engineering evaluation, it would be helpful to provide more information about the geology from soil cores where soil samples were collected.**

Response: The February 2007 CMS established the stratigraphic nomenclature presented on the cross-sections, descriptions of Layers 1 to 9 are provided below. In July 2019 soil cores were extracted at DPTs 645, 648, 650, 656, and 679 to a depth of 80' bls. Each core was screened with a PID and soil samples were collected above, within, and below Layers 1 to 7. All samples were submitted for TOC analysis and samples corresponding to elevated PID readings were also analyzed for VOCs. Table 1 attached to this memo presents the soil sample results with the lithology specific the area where each sample was collected.

CMS Layer Descriptions:

- Layer 1: Historically referred to as the "S" Zone or upper sand unit (USU), Layer 1 is located from land surface to approximately 25 ft bls, and encompasses the water table and represents shallow groundwater conditions in the surficial sands. The hydraulic conductivity of Layer 1 is approximately 30 ft/day and is based upon an average of slug test and pumping test data
- Layer 2: Historically referred to as the "I" Zone or middle fine-grained unit (MFGU), Layer 2 is located from approximately 25 to 30 ft bls and consists of very fine-grained, silty sands between the water table and the aquitard. The hydraulic conductivity of Layer 2 is approximately 4 ft/day and is based upon an average of slug test and pumping test data. Note: Many Layer 2 monitoring wells are partially screened within the basal portion of Layer 1; accordingly, measured groundwater concentrations and hydraulic characteristics from wells within this layer are likely a representation of groundwater conditions at the interface of Layer 1 and 2.
- Layer 3: Historically referred to as the "D" Zone or lower sand unit (LSU), Layer 3 is located from approximately 30 to 45 ft bls and consists of very coarse sands and silty sands immediately above the aquitard. The hydraulic conductivity of the Layer 3 is approximately 3 ft/day and is based upon an average of slug test and pumping test data.
- Layer 4: Historically referred to as the confining unit, aquitard, semi-confining unit or lower clay unit (LCU), Layer 4 is located from approximately 45 to 48 ft bls (thickness varies) and consists of silty clay to clayey silt with minor amounts of sand and shell fragments. The vertical hydraulic conductivity of Layer 4 has been previously reported at 1.67×10^{-4} ft/day (5.89×10^{-8} cm/sec), based upon Shelby-tube collected samples in the immediate vicinity of the ESB.
- Layer 5: Depth interval from approximately 48 to 60 ft bls; consists of medium light gray, medium to coarse-grained silty sand with abundant shell fragments. The hydraulic conductivity of the 48 to 60 ft bls interval is 0.4 ft/day and is based upon numeric optimization of the aquifer pumping test results.
- Layer 6: Depth interval from approximately 60 to 80 ft bls ("D1" Zone); consists of light olive gray homogeneous "salt and pepper" sand. The hydraulic conductivity of Layer 6 is approximately 7.5 ft/day and is based upon aquifer pumping test and slug test results.
- Layer 7: Depth interval from approximately 80 to 95 ft bls; consists of yellowish gray to light olive gray, silty sand to clayey sand with abundant white shell fragments. Numeric optimization of the aquifer pumping test results resulted in a model derived hydraulic conductivity estimate of 0.4 ft/day.
- Layer 8: Depth interval from approximately 95 to 118 ft bls ("D2" Zone); consists of yellowish gray to light gray, fine- to coarse-grained sands. The hydraulic conductivity of Layer 8 is approximately 3 ft/day and is based upon slug test results.
- Layer 9: Depth interval below 118 ft bls to a maximum exploratory depth of 140 ft bls, clays and sandy clays of the regional confining unit. An evaluation of soil cores by the Florida Geologic Survey

verified that the Hawthorn Group begins at approximately 125 ft bls (interval from 118 to 125 ft bls identified as Tamiami Equivalent).

4. **Slides 50 thru 52 – Information about aquifer test interpretation is limited.**

   - **There are two types of depicted capture zones, and the development of these capture zones is unclear. What is the difference in meaning between the Year 9 capture zone in yellow and the contoured capture zones for various time frames on slide 50? They have different shapes, and it does not look like one follows from the other. A similar question applies to the navy and contoured capture zones on slide 52**

     Response: See response to AECOM's comment #7 for additional clarification. The Year 9 capture zones shown on Slides 50 and 52 were the capture zones based on the pumping rates prior to the revised flows rates implemented 23-Aug-19.

   - **When were the flow rates revised? Are the depicted capture zones associated with the original or revised extraction rates?**

     Response: The flow rates were revised on 23-Aug-19. The capture zones are based on the revised pumping rates.

5. **Slide 52 – Revised Pumping Rates: Can operation of well 5B be discontinued? Although low level contamination remains in this area, the location appears to be within the capture zone, and 5B may be competing with 16B. Turning off 5B may be more practical if the extraction rate from 16B is increased.**

   Response: Pumping rates were recently adjusted in August 2019, the June and September 2019 recovery well sample results indicate TCE increasing in both recovery wells. Based on this increase Tt recommends continued operation of both these wells and to evaluate mass recovery rates during the quarterly sampling events.

6. **Slides 29, and 30 - DPT TCE Results – and Slides 52 and 53 - Revised Pumping Rates: Consider installing RW near DPT672 and DPT684 to capture the TCE mass from 70 to 85 ft bgs.**

   Response: This area is within the 365-day Capture Zone for the HCS Deep Zone (50' to 80' bls) therefore no additional recovery wells are being proposed at this time. Tt will consider additional recovery wells during the RAE.

7. **Slide 55 – Remedial Alternatives Evaluation: Will consideration of the remedial technologies and development of alternatives include the evaluation of multiple technologies that might complement each other? For example, would LDA or thermal be used for aquifer volumes over 11,000 ug/L and P&T with amendments (or another form of in situ bioremediation) be used for volumes between 3,000 and 11,000 ug/L?**

   Response: Aggressive technologies have been recently implemented at Wilson Corners (LDA w/steam and ZVI) and CCF East (ERH). At Wilson Corners Hot Spot 1 the treated area was greater than or equal to 3,000 ug/L and at CCF East the treatment area was greater than or equal to 3,000 ug/L from 40 to 50' bls, HCP between 50' to 60' bls and the combined area projected upward from ground surface to 40' bls. In each case the treatment area using the aggressive technology treated at least TCE greater than or equal to 3,000 ug/L, therefore the RAE will provide treatment costs for greater than or equal to 3,000 ug/L and greater than or equal to 11,000 ug/L for selected technologies for NASA's consideration. Coupling hydraulic capture with the aggressive technologies will be considered during the RAE.

ADVANCED DATA PACKAGE

C.10 Soil Interim Measures ADP

Launch Complex 34 (LC34), SWMU CC054
Soil Excavation Interim Measure

December 2018



TETRA TECH

Objectives

- Introduction and Background
- Interim Measure Objective
- IM Implementation
- Conclusions and Recommendations
- Questions/Comments

Introduction and Background

- LC34 is a former launch pad located at CCAFS which operated from the late 1950s until 1968
- Previous IM conducted in 2000 to excavate soil with PCBs greater than FDEP ISCTL from three areas
- Soil re-assessment sampling (2014 to 2018)
  - Goal: To confirm the presence or absence of PCBs, TRPH, and/or dioxins/furans and delineate contamination to FDEP RSCTLs at 9 LOCs
    - 8 LOCs not previously investigated
    - 1 LOC previously delineated to ISCTL
  - Team consensus reached on 20 excavation areas presented in March 2018 IMWP



IM Objective

- Excavate contaminated soil with PCBs, TRPH, and/or dioxins/furans (TCDD TEQ) at concentrations greater than RSCTLs from 20 areas and dispose of off-site
  - Total volume: 1,622 yd^3
  - Total area: 64,407 ft^2 (1.48 acres)

Area[a]	Contaminant(s) of Concern	Area of Excavation (ft^2)	Depth Interval (ft bls)	Volume (yd^3)	Comments
Area 1	Total PCBs/ Total TCDD TEQs/ TRPH	5173	2.0	383	See notes b, c, and d
Area 2	Total PCBs/ Total TCDD TEQs	186	0.5	3.5	See notes b and c
Area 3	Total PCBs/ Total TCDD TEQs	6440	0.5	119	See notes b and c
Area 4	Total PCBs/ Total TCDD TEQs	1930	0.5	36	See notes b and c
Area 5	Total PCBs	496	0.5	9.2	See note b
Area 6	Total PCBs	2255	0.5	42	See note b
Area 7	Total PCBs/ Total TCDD TEQs	13387	0.5	248	See notes b and c
Area 8	Total PCBs/ Total TCDD TEQs	2051	0.5	38	See notes b and c
Area 9	Total PCBs	403	0.5	7.5	See note b
Area 10	Total PCBs	211	0.5	3.9	See note b
Area 11	Total PCBs/ Total TCDD TEQs	3904	0.5	72	See notes b and c
Area 12	Total PCBs/ Total TCDD TEQs	1186	0.5	22	See notes b and c

Area[a]	Contaminant(s) of Concern	Area of Excavation (ft^2)	Depth Interval (ft bls)	Volume (yd^3)	Comments
Area 13A	Total PCBs/ Total TCDD TEQs	200	2.0	15	See notes b and c
Area 13B	Total PCBs/ Total TCDD TEQs	20886	0.5	387	See notes b and c
Area 14	Total PCBs/ Total TCDD TEQs	35.5	5.0	6.6	See notes b and c
Area 15	Total PCBs/ Total TCDD TEQs	213	0.5	3.9	See notes b and c
Area 16	Total PCBs	87	0.5	1.6	See note b
Area 17	Total PCBs	72	0.5	1.3	See note b
Area 18	Total PCBs	116	0.5	2.2	See note b
Area 19A	Total PCBs	781	2.0	58	See note b
Area 19B	Total PCBs	2931	0.5	54	See note b
Area 20	Total PCBs/ Total TCDD TEQs	1463	2.0	108	See notes b and c

Notes:
a) Figures 2 through 21 show each excavation area with coordinates and soil sample results.
b) PCB samples exceed FDEP RSCTL and are less than TSCA
c) Total TCDD TEQs exceed FDEP RSCTL
d) TRPH exceed FDEP RSCTL

IM Timeline

Task	Dates
Soil Interim Measures Work Plan	March 2018
Site-Specific Health and Safety Plan	June 2018
SHPO Coordination	July 12 – August 10, 2018
Ecological & Endangered Species Survey	July 25, 2018
Waste Profile Sampling	June 28, 2018
Nuts & Bolts Meeting	August 17, 2018
Mobilization	August 20, 2018
Soil Excavations, Backfill, and T&D	August 21 – September 7, 2018
Restoration/Demobilization	September 10-14, 2018

IM Implementation

Premobilization

- Preparation of Implementation Work Plan per the approved IMWP
- National Historic Preservation Act Section 106 Consultation completed
  - SHPO concurred that proposed undertaking will have no adverse effect on the National Historic Landmark District
- Compliance with KSC REC
  - Dig Permit, Biological Survey, NPDES Permit, 45th Space Wing Biological Opinion (Beach Mice)
- Notified KSC tour buses regarding equipment and truck traffic on site
- Composite samples collected to characterize waste for disposal in coordination with OMNI Landfill
- Secured badging for subcontractors
- Nuts and bolts meeting held onsite with NASA RPM and H&S personnel on August 17, 2018 prior to work
- Procurement of materials and equipment
  - Sampling performed to verify topsoil is clean
  - Prior sampling data on file to verify fill soil is clean

IM Implementation

Mobilization and Site Preparation

- Horizontal excavation limits of each excavation area surveyed and staked
- Equipment and materials delivered to site





IM Implementation

Excavation

- Performed Aug. 21 – Sept. 7, 2018
- 1,622 yd^3 of soil to be removed per IMWP
  - Depths varying 0.5 to 5 ft bls
- Equipment used:
  - Mini excavator
  - Mid-sized excavator
  - Large excavator
  - Wheel loader
  - Articulated dump truck
  - Skid steer
  - Water truck





IM Implementation

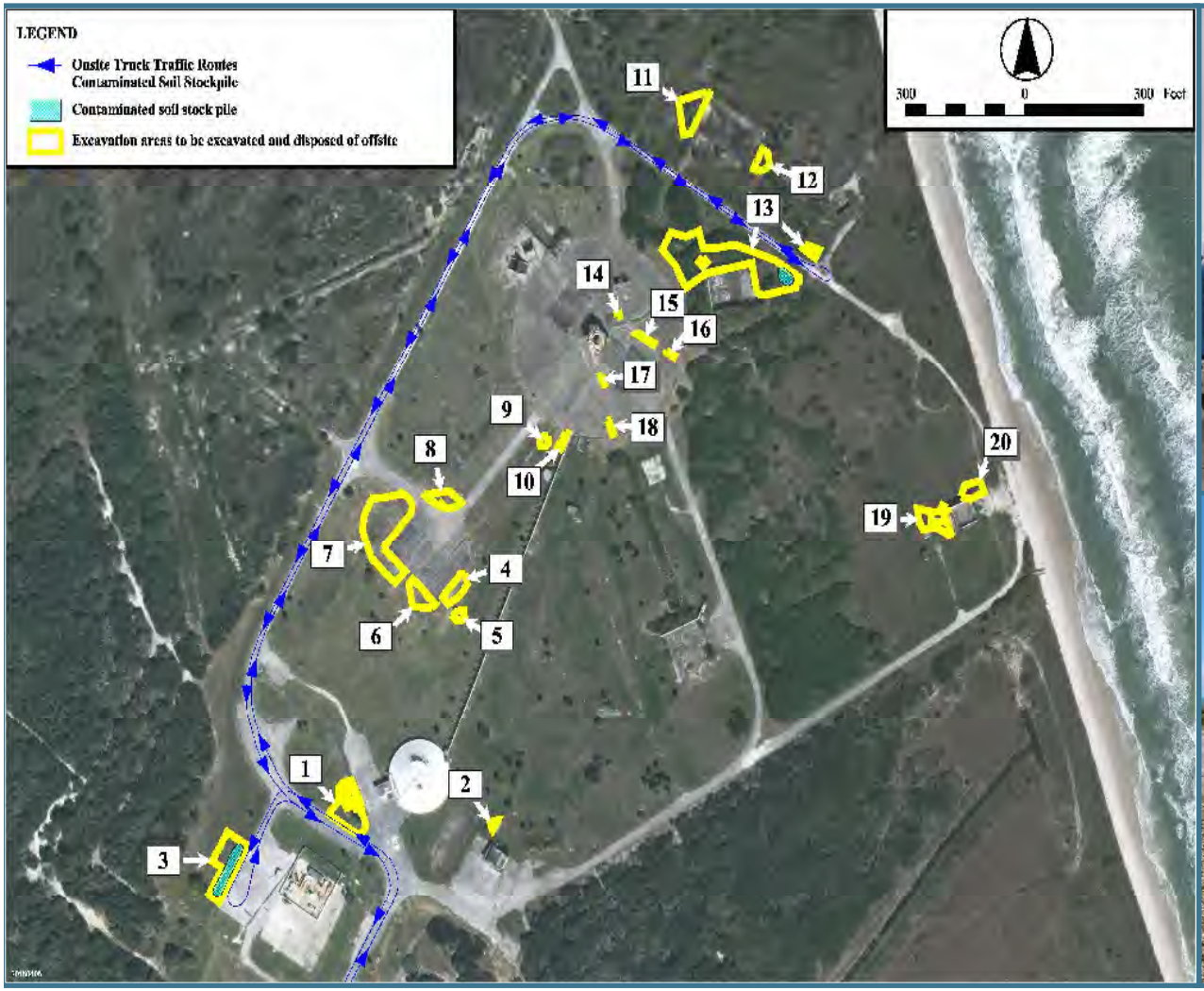





Area 1

- COCs: PCBs, TCDD TEQs, TRPH
- Depth: 2.0 ft
- Area: 5,173 ft^2
- Volume: 383 yd^3







Area 2

- COCs: PCBs, TCDD TEQs
- Depth: 0.5 ft
- Area: 186 ft^2
- Volume: 3.5 yd^3







Area 3

- COCs: PCBs, TCDD TEQs
- Depth: 0.5 ft
- Area: 6,440 ft^2
- Volume: 119 yd^3







Areas 4, 5, & 6

Area 4
- COCs: PCBs, TCDD TEQs
- Depth: 0.5 ft
- Area: 1,930 ft^2
- Volume: 36 yd^3

Area 5
- COC: PCBs
- Depth: 0.5 ft
- Area: 496 ft^2
- Volume: 9.2 yd^3

Area 6
- COC: PCBs
- Depth: 0.5 ft
- Area: 2,255 ft^2
- Volume: 42 yd^3









Areas 7 & 8

Area 7

- COCs: PCBs, TCDD TEQs
- Depth: 0.5 ft
- Area: 13,387 ft^2
- Volume: 248 yd^3

Area 8

- COCs: PCBs, TCDD TEQs
- Depth: 0.5 ft
- Area: 2,051 ft^2
- Volume: 38 yd^3









Areas 9 & 10

Area 9
- COC: PCBs
- Depth: 0.5 ft
- Area: 403 ft^2
- Volume: 7.5 yd^3

Area 10
- COC: PCBs
- Depth: 0.5 ft
- Area: 211 ft^2
- Volume: 3.9 yd^3









Areas 11 & 12

Area 11
- COCs: PCBs, TCDD TEQs
- Depth: 0.5 ft
- Area: 3,904 ft^2
- Volume: 72 yd^3

Area 12
- COCs: PCBs, TCDD TEQs
- Depth: 0.5 ft
- Area: 1,186 ft^2
- Volume: 22 yd^3







Area 13 (A/B)

Area 13A
- COCs: PCBs, TCDD TEQs
- Depth: 2.0 ft
- Area: 200 ft^2
- Volume: 15 yd^3

Area 13B
- COCs: PCBs, TCDD TEQs
- Depth: 0.5 ft
- Area: 20,886 ft^2
- Volume: 387 yd^3









Areas 14, 15, & 16

Area 14
- COCs: PCBs, TCDD TEQs
- Depth: 5.0 ft
- Area: 35.5 ft^2
- Volume: 6.6 yd^3

Area 15
- COCs: PCBs, TCDD TEQs
- Depth: 0.5 ft
- Area: 213 ft^2
- Volume: 3.9 yd^3

Area 16
- COC: PCBs
- Depth: 0.5 ft
- Area: 87 ft^2
- Volume: 1.6 yd^3



Areas 17 & 18

Area 17
- COC: PCBs,
- Depth: 0.5 ft
- Area: 72 ft^2
- Volume: 1.3 yd^3

Area 18
- COC: PCBs,
- Depth: 0.5 ft
- Area: 116 ft^2
- Volume: 2.2 yd^3







Areas 19 (A/B) & 20

Area 19A
- COC: PCBs
- Depth: 2.0 ft
- Area: 781 ft^2
- Volume: 58 yd^3

Area 19B
- COC: PCBs
- Depth: 0.5 ft
- Area: 2,931 ft^2
- Volume: 54 yd^3

Area 20
- COCs: PCBs, TCDD TEQs
- Depth: 2.0 ft
- Area: 1463 ft^2
- Volume: 108 yd^3









IM Implementation

- Disposal
  - 2,328.1 tons of soil (77 truckloads) sent to OMNI Landfill
  - Each truck inspected before site exit; manifested, inspected and weighed at landfill
- Backfilling
  - 52 truckloads of backfill, 32 truckloads of topsoil placed
    - Clean fill soil used to backfill area
    - Clean topsoil used as backfill for last several inches
- Restoration/Demobilization
  - Activities conducted Sept. 10-14, 2018
  - Applicable areas hydroseeded and watered
  - Equipment removed from site





Deviations from IWP

- Area 1
  - Hand excavated around tight areas rather than using vacuum truck
- Area 13
  - Track machine needed to be used in some portions of area due to flat tire on wheel loader from rebar
- Area 14
  - Excavated soil to 2 ft; metal debris encountered
  - Minimal amount of soil below 2 ft
- Area 20
  - Access issues due to sand







Conclusions and Recommendations

- **<u>Test Consensus</u>**: No further action for 20 areas excavated in this IM
- Note – Further investigation into Electrical Substation T-2 (LOC 2) is ongoing due to PCB concentrations greater than 50 mg/kg and being conducted as a separate IM



ADVANCED DATA PACKAGE

C.11 T-2 Area Soil Interim Measures ADP

Launch Complex 34 (LC34), SWMU CC054
T-2 Area Soil Interim Measure
February 2020



Objectives

- Introduction and Background
- T-2 Area Interim Measure (IM) Objective
- T-2 Area IM Implementation
- Conclusions and Recommendations





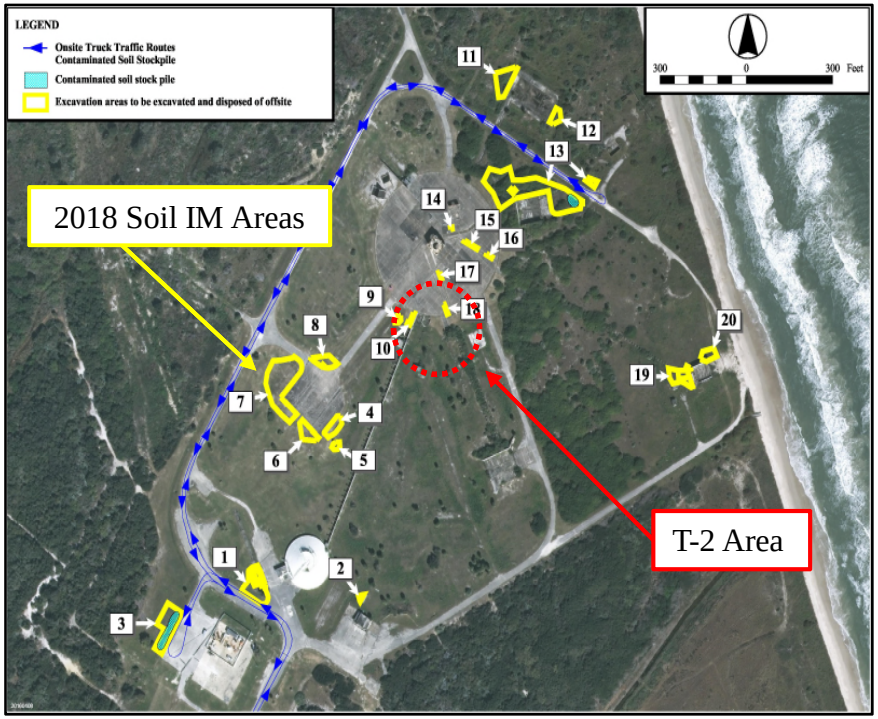

Introduction and Background

- LC34 is a former launch pad located at CCAFS which operated from the late 1950s until 1968
- The launch pad was shutdown in 1968 and LC34 has remained largely inactive
  - Most operational equipment has been dismantled
  - On-site buildings and structures abandoned in place
- Site became part of the Man In Space National Historic Landmark in 1984
  - NASA coordination with State Historic Preservation Office (SHPO)
  - Because of historic significance and high visibility, maintaining physical site features is a high priority

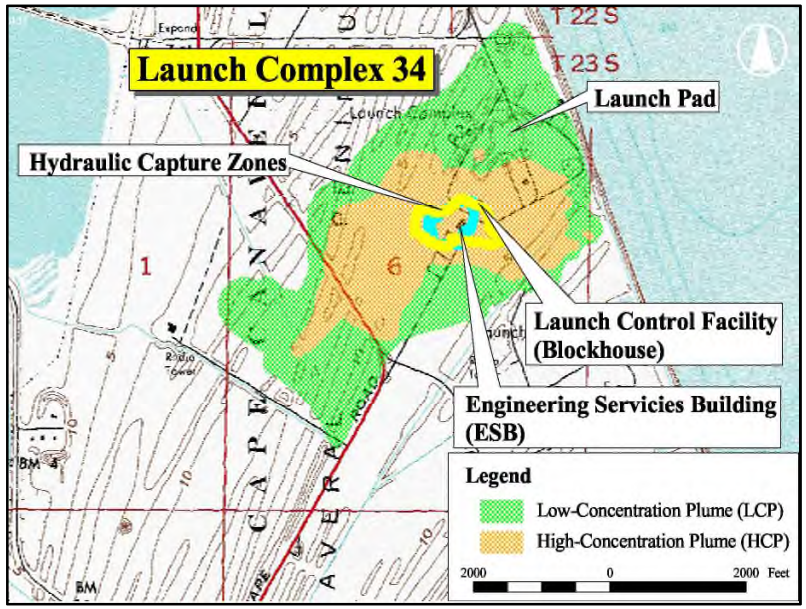

- Site wide polychlorinated biphenyl (PCB), total recoverable petroleum hydrocarbons (TRPH), and dioxin/furan contamination in soil from former electrical substations and paint releases has been addressed, except for T-2 Area
- Land Use Controls (LUCs) in place for soil and volatile organic compound (VOC) groundwater plume

Summary of Soil Investigations

- RCRA Facility Investigation (RFI) (June 1999)
  - Identified PCB-impacted soil at three areas (Hydrocarbon Recovery Facility, Liquid Oxygen Storage Area, and Petroleum Shed
- CMS Work Plan (August 1999)
  - Recommended additional sampling
  - Recommended IMWP for removal of soil with PCB concentrations greater than FDEP ISCTL (2.1 mg/kg at time of investigation)
- Soil IM (December 2000)
  - 263 tons of soil excavated and disposed of from three areas identified during the RFI
- Soil Re-Assessment (2014 to 2018)
  - Soil sampling effort to confirm the presence or absence of PCBs, TRPH, and/or dioxins/furans and delineate contamination to FDEP RSCTLs at 9 Locations of Concern (LOCs)
  - LOC 2 (Electrical Substation T-2) identified PCB concentrations greater than the Toxic Substances Control Act (TSCA) screening level of 50 mg/kg in soil
  - IMWP approved by KSCRT in March 2018 to excavate 20 areas with PCB contamination greater the RSCTLs but less than 50 mg/kg
- Soil IM (August/September 2018)
  - 2,328 tons of soil with PCBs (less than 50 mg/kg), TRPH, and/or dioxins/furans excavated and disposed of off site
- T-2 Area Investigation and IM (2018 to 2019)
  - Soil, groundwater, and concrete samples collected to delineate PCBs
  - IMWP approved by FDEP in September 2019 and EPA in October 2019

T-2 Area Investigation

Soil Re-assessment results identified PCB concentrations exceeding 50 mg/kg

- Assessment objectives adjusted to delineate to PCB Bulk Remediation Waste Cleanup Level for High Occupancy, Unrestricted Use (1.0 mg/kg) per PCB Generic Work Plan
- Interim Measures objective is to remove all soil exceeding 1.0 mg/kg that is accessible without altering the transformer bays and cable wall based on the National Historic Landmark status. Land Use Controls will be implemented to address contamination left in place and engineering control (fence)



View of LC34 from blockhouse, facing northeast

T-2 Area Investigation

- During Soil Re-Assessment, soil samples collected in front of transformer bays (PCBs > 50 mg/kg)
  - September 2014:
    - SB0005 = 6,050 mg/kg
    - SB0006 = 9.6 mg/kg
  - December 2014:
    - SB0107 = 20,900 mg/kg
- May 2018 – April 2019, a total of 529 additional soil samples and 25 concrete samples collected to delineate PCBs (including hold samples)
- Samples collected on a 10-ft grid
- All PCB samples extracted using Method 3540C (Soxhlet extraction)
- Delineation achieved to the PCB Bulk Remediation Waste Cleanup Level for High Occupancy, Unrestricted Use (1.0 mg/kg) per PCB Generic Work Plan



View of transformer bays, facing northeast


View of site, facing southwest

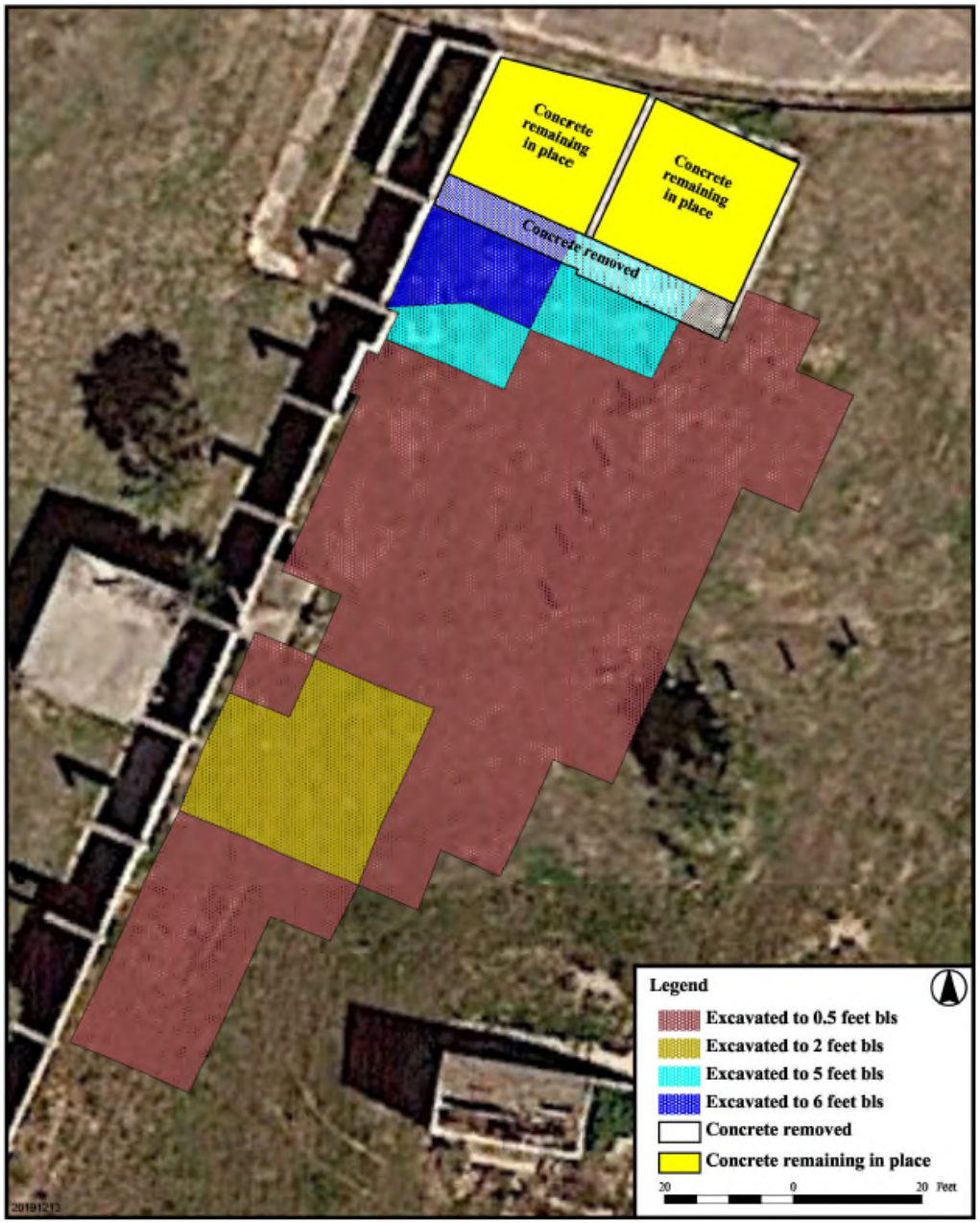

- Total Area: ~6,800 ft^2 (0.16 acre)
- Total Volume: 352.5 cubic yards

Depth Interval (feet bls)	Excavation Area	Area of Excavation (square feet)	Volume (cubic yards)
0-0.67	Concrete	275	6.8
0-0.5	1	367	6.9
	2	528	9.9
	3	609	11.6
	4	405	7.7
	5	405	7.7
	6	4,513	83.7
0.5-2	7	210	11.9
	8	332	18.8
	9	177	9.9
	10	218	12.9
	11	807	44.9
2-3	12	537	20.2
	13	177	6.7
	14	218	8.2
3-4	15	206	7.9
	16	340	12.4
	17	177	6.7
	18	218	8.2
4-5	19	921	34.2
5-6	20	410	15.3

Notes:

- Waste from grey areas are classified as PCB remediation waste ≥ 50 mg/kg
- Waste from unshaded areas are classified as PCB remediation waste < 50 mg/kg but >1 mg/kg

T-2 Area IM Overview

Task	Dates
IMWP Submission	August 12, 2019
Waste Profile Sampling	September 9, 2019
Monitoring Well Sampling	September 13, 2019
Informal Approval to Proceed from EPA	September 17, 2019
Nuts and Bolts Safety Kick-Off Meeting	September 23, 2019
FDEP Approval for IMWP	September 24, 2019
Concrete Surface Decontamination	September 24-25, 2019
Mobilization	September 26, 2019
Excavation	September 30 – October 7, 2019
PCB Remediation Waste T&D (JED Landfill)	October 2-8, 2019
EPA Formal Approval Letter for IMWP	October 3, 2019
Backfilling	October 4-10, 2019
TSCA Waste T&D (to Emelle Landfill)	October 9-23, 2019
Monitoring Well Installation	October 21, 2019
Restoration Inside Fenced Area	November 5, 2019
Fence Installation	November 21-26, 2019
Restoration	December 5, 2019
Demobilization	December 6, 2019

T-2 Area IM Implementation

- Premobilization
  - Secured site access for field crew and subcontractors
  - Obtained all permits required by KSC Environmental Checklist
    - KSC Record of Environmental Consideration, Utility Locate/Excavation Permit, National Pollutant Discharge Elimination System (NPDES)
  - Project boundary set up to prevent tours from accessing T-2 Area
    - Project board sign to inform visitors of the activities occurring
  - Nuts and bolts meeting held on September 23, 2019
    - Field personnel, NASA Safety, NASA Remediation Project Manager

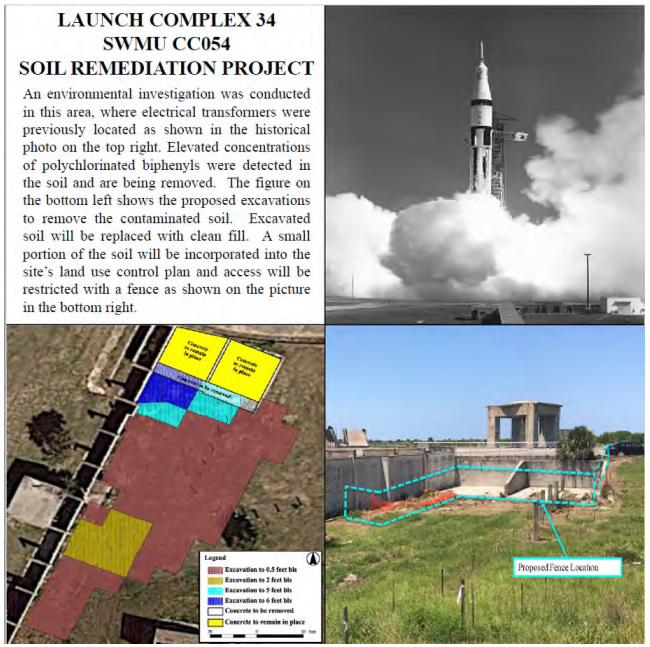

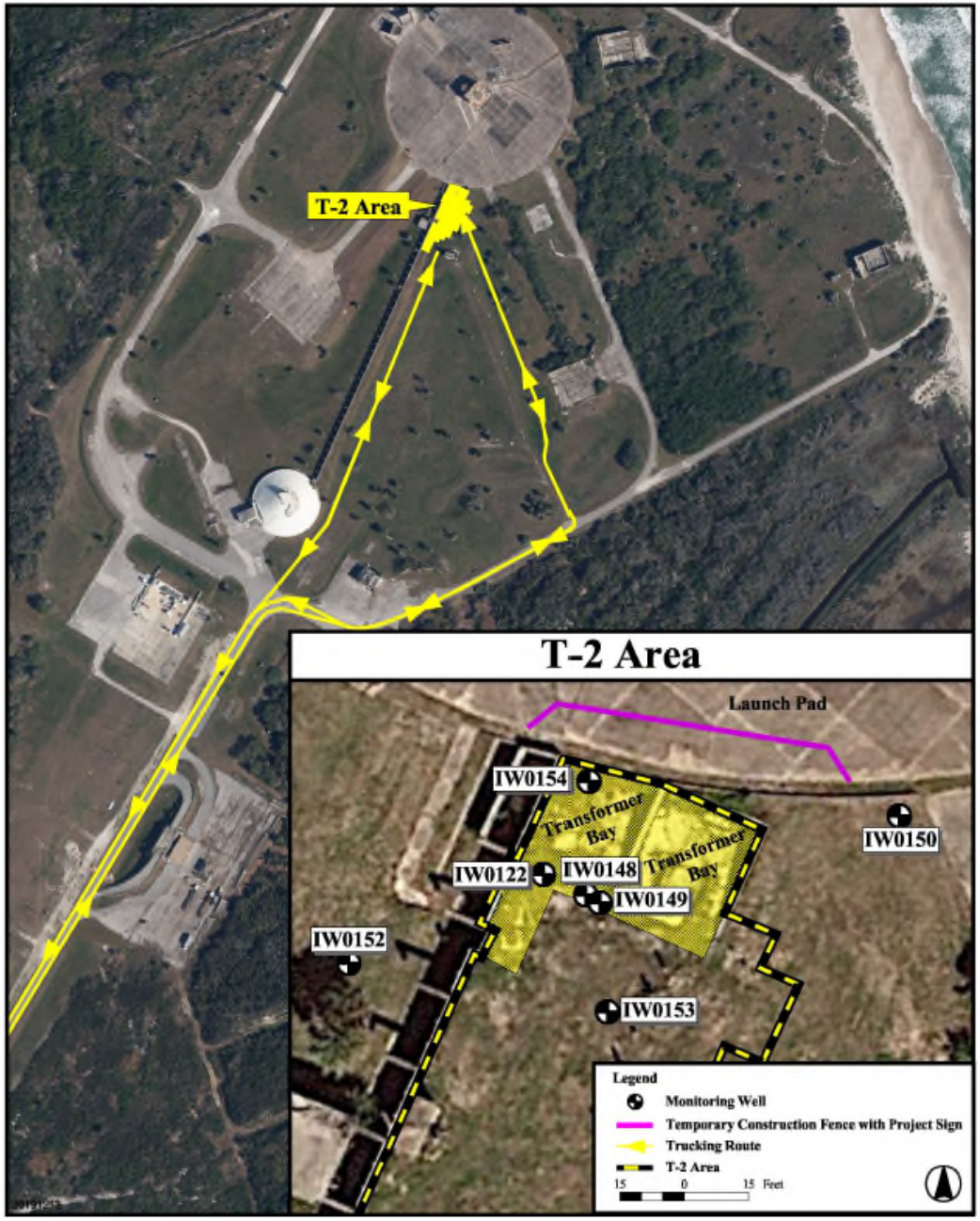

- Premobilization (con't)
  - Two composite samples collected to characterize waste for disposal in coordination with landfills
    - TSCA Waste – Chemical Waste Management Emelle Landfill (Emelle, AL)
    - PCB Remediation Waste – Waste Connections of Osceola County, LLC – JED Landfill (St. Cloud, FL)
  - Groundwater samples collected at IW0122 and IW0148 prior to abandonment during the excavation

T-2 Area IM Implementation

- Concrete Surface Decontamination on September 24-25, 2019
  - Portion of concrete transformer bay was removed as outlined in IMWP
  - Portions to remain, with PCBs greater than or equal to 50 mg/kg, were washed in accordance with *Subpart S—Double Wash/Rinse Method for Decontaminating Non-Porous Surfaces 40 CFR §761.375*
- All residual water, detergent, and solvent were vacuumed into drums and sampled for waste characterization and disposal
- Equipment mobilized to site on September 26, 2019





T-2 Area IM Implementation

- Excavation
  - Performed September 30 to October 7, 2019
  - Excavation details:
    - Approximately 6,800 ft^2
    - Depths varied from 0.5 to 6.0 ft bls
    - 116 tons with PCBs ≥ 50 mg/kg
    - 227 tons with PCBs < 50 mg/kg
  - Equipment used:
    - Mini-excavator
    - Mid-sized excavator
    - Hydraulic breaker attachment
    - Wheel loader
    - Skid steer
    - Water truck





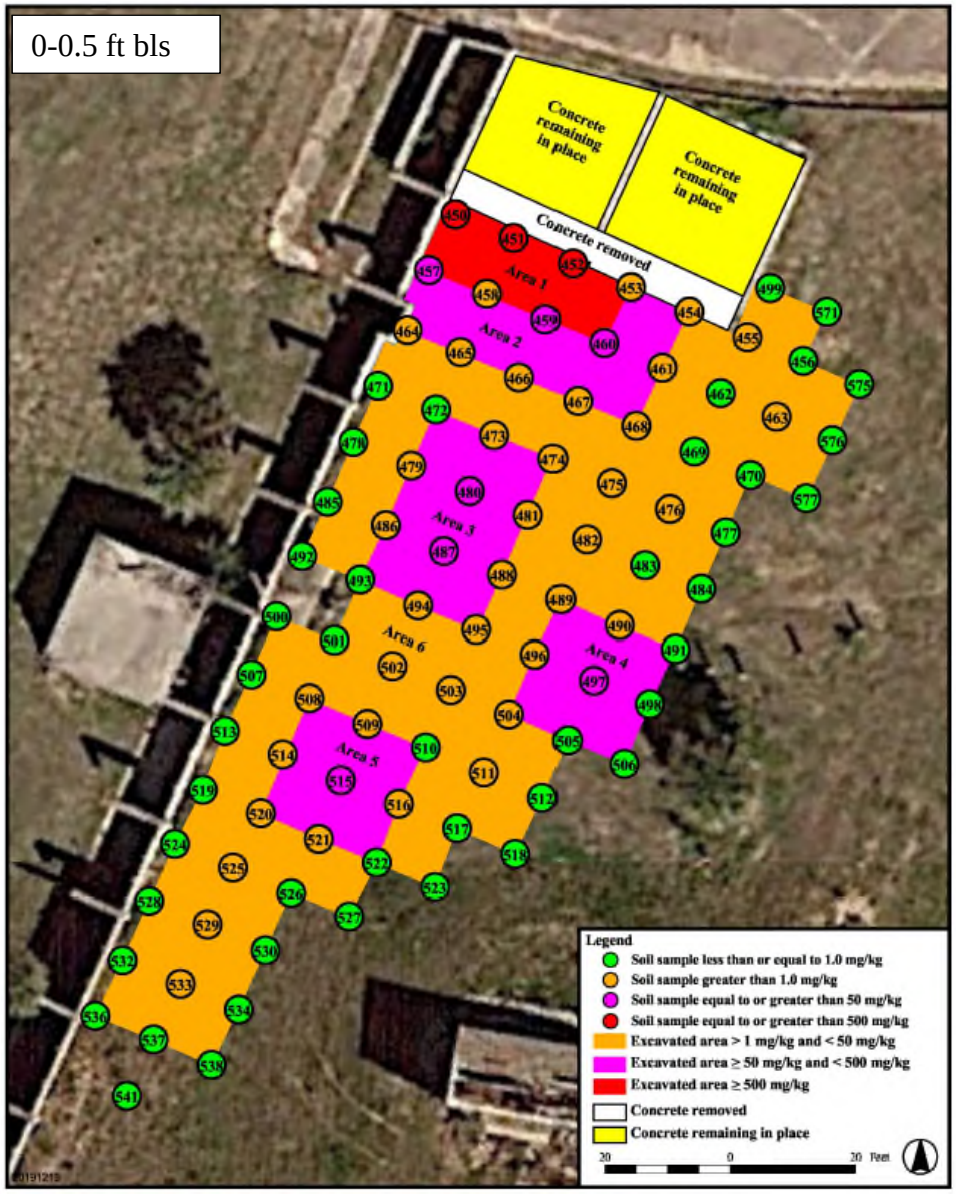

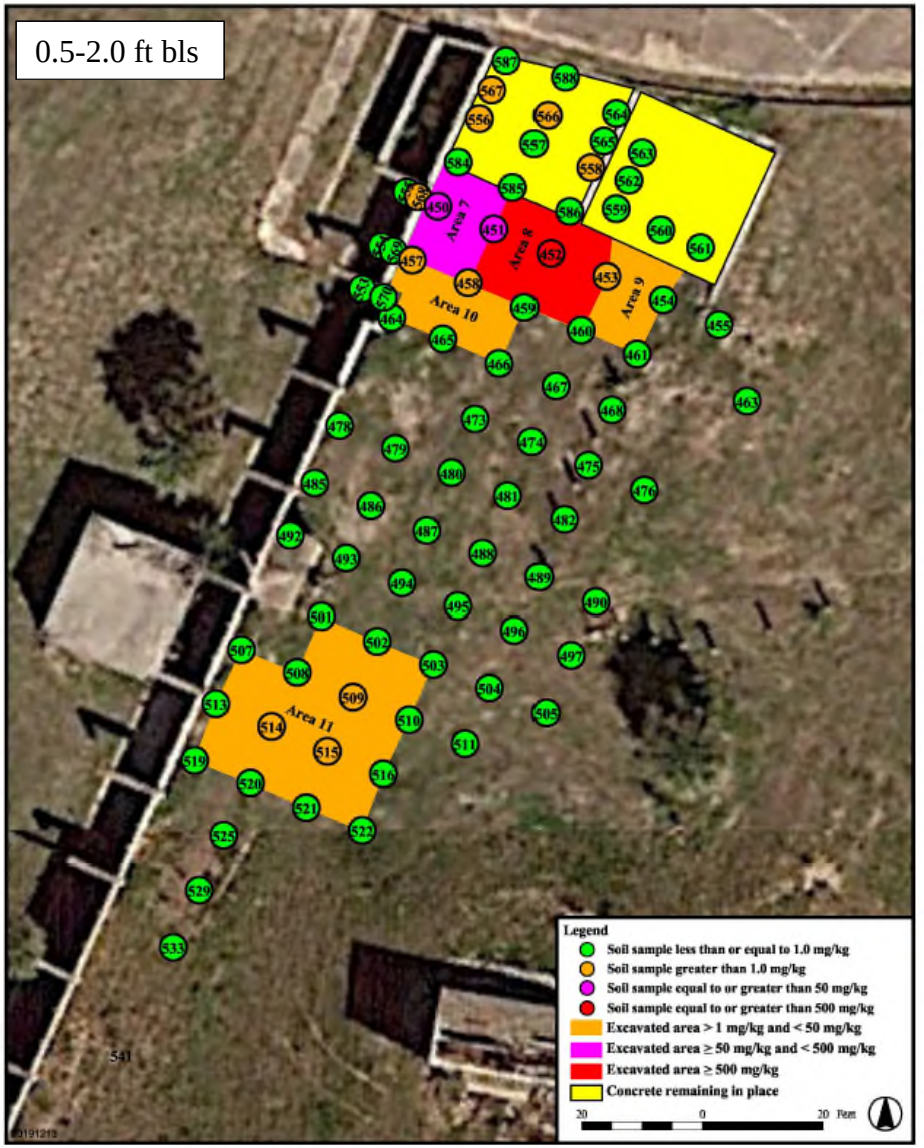

Areas Excavated from Ground Surface to 2.0 feet bls

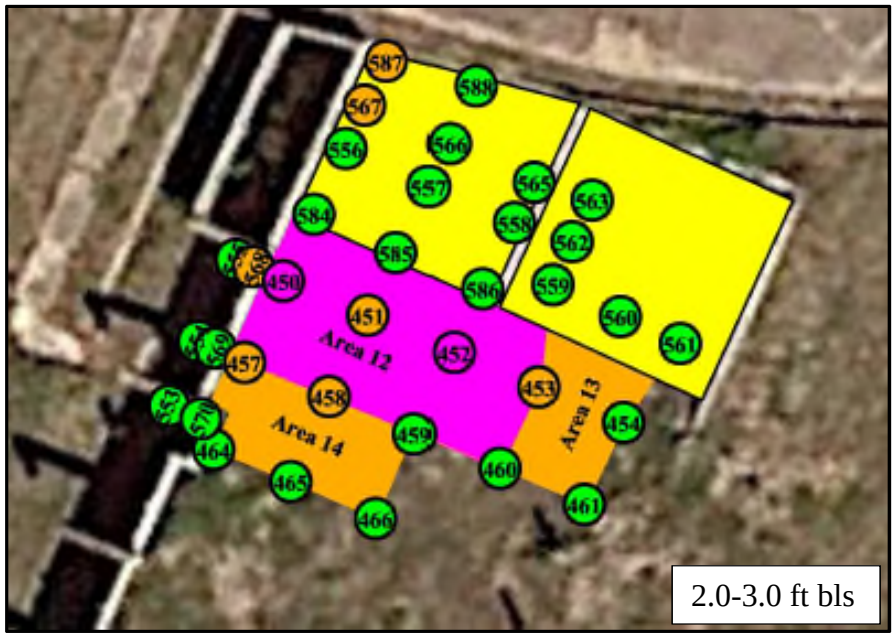



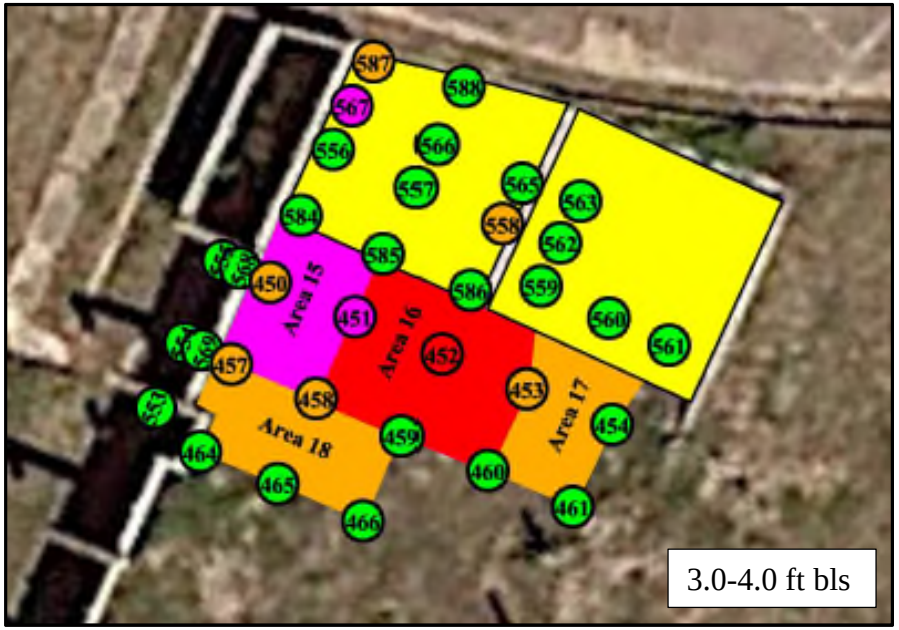

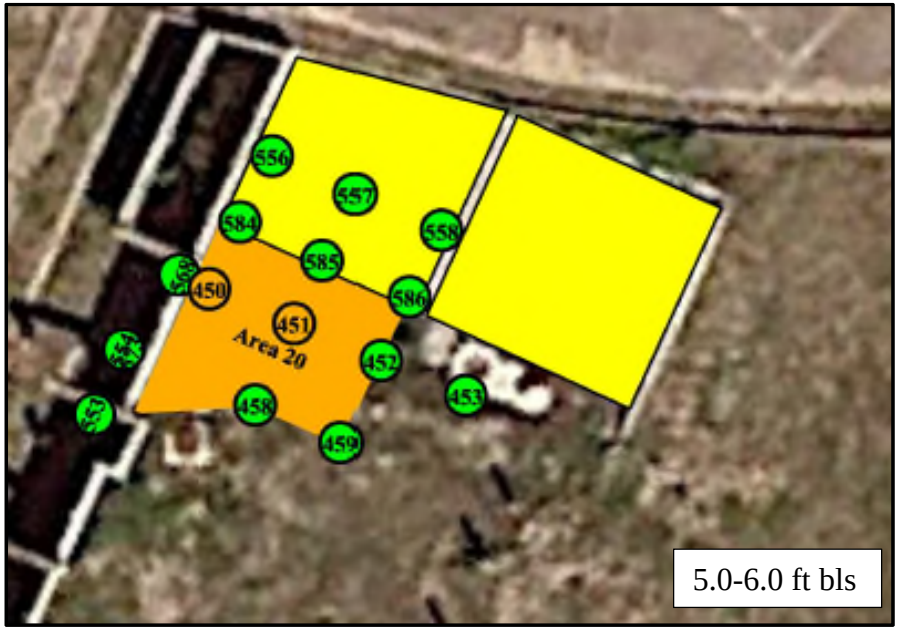

Areas Excavated from 2.0 to 6.0 feet bls

T-2 Area IM Implementation

- Disposal
  - 116 tons of TSCA waste (7 truckloads) sent to Emelle Landfill
  - 227 tons of soil (11 truckloads) sent to JED Landfill
  - Each truck inspected and manifested before site exit; weighed at landfill
- Backfilling
  - 14 truckloads of backfill soil
    - 6 inch lifts, starting with areas of deepest excavation
    - Lifts continued until ground surface was reached
  - 10 truckloads of topsoil were used for the final six inches of backfill
  - Fill materials sampled to verify they were certified clean





T-2 Area IM Implementation

- Monitoring Well Installation
  - A new monitoring well was installed on October 21, 2019 to monitor PCB concentrations in groundwater within T-2 Area
  - Replaced well IW0122, which was abandoned prior to excavation
- Fence Installation
  - To prevent potential PCB exposure due to the concrete transformer bays and soil under the concrete remaining in place with concentrations greater than 50 mg/kg
  - Prepared area for fence installation
    - Plastic sheeting was placed for weed control
    - 8 cubic yards of ¾-inch granite gravel
  - Chain-link fence installed on November 21, 2019
    - Fence buried 18” to present gopher tortoise entry
  - Large PCB Mark was placed on the gate and each transformer bay in accordance with *40 CFR §761.30(p) Continued use of porous surfaces contaminated with PCBs regulated for disposal by spills of liquid PCBs*







T-2 Area IM Implementation

- Restoration/Demobilization
  - Restoration activities completed various dates throughout November and December 2019
  - Sod was replaced on remaining disturbed area on December 5, 2019
  - Equipment, materials, and project support area were demobilized on December 6, 2019
- Reporting
  - IM Report for the T-2 Area scheduled to be submitted to EPA and FDEP in January 2020
  - Submitted within 60 days of completion of IM activities per EPA approval letter

Lessons Learned

- Fence installation was delayed due to lead time for ordering materials; will place order sooner in the future

Conclusions

- Remediation of the T-2 Area has been completed in accordance with the risk-based approach outlined in the IMWP
  - Test Consensus: NFA for the 20 areas remediated during the T-2 Area IM
- PCB concentrations greater than the FDEP RSCTL of 0.5 mg/kg, but less than 1 mg/kg, remain in the soil at the T-2 Area in addition to the PCB concentrations greater than or equal to 1 mg/kg left in place at the transformer bays
- PCB concentrations in groundwater exceed the GCTL

Recommendations

- Newly installed monitoring well to be incorporated into the LC34 biennial long-term monitoring program as concluded during June 2019 KSC Remediation Team Meeting (1906-M13, 1906-D83)
- Revise the LUCIP

LUCIP Revision

- Existing LUCIP submitted during Soil Re-Assessment in 2015
- Site-wide soil IM conducted in Fall 2018
  - All 20 areas remediated
  - NFA achieved
- T-2 Area IM conducted in Fall 2019
  - Areas delineated to 1 mg/kg
  - Fence and signage installed as an engineering control to prevent potential exposure to PCBs left in place

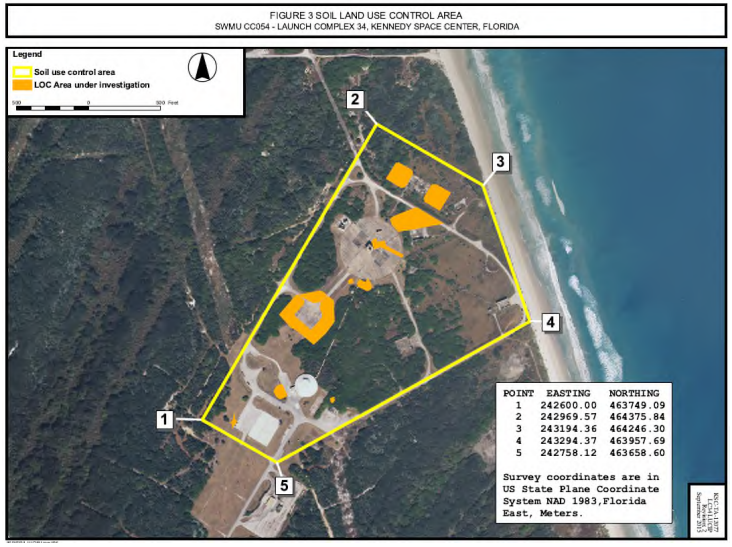

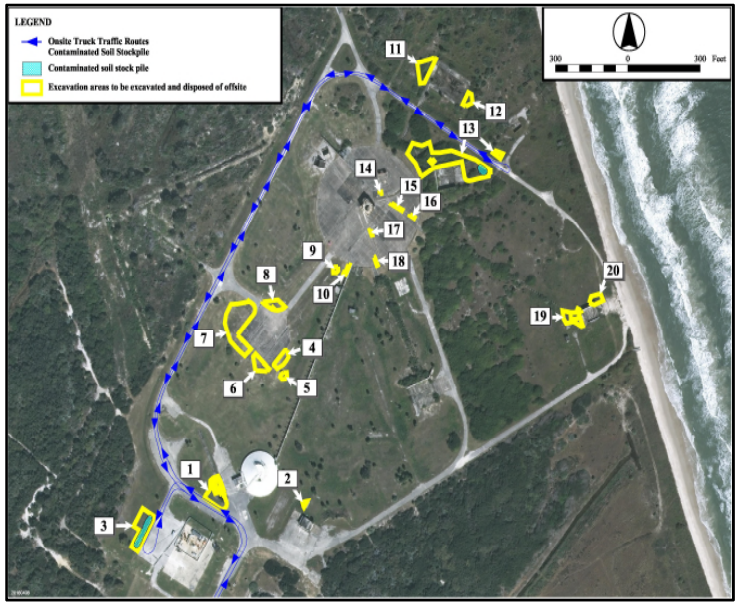

LUCIP Revision



- Soil with PCB concentrations > 0.5 mg/kg and ≤ 1 mg/kg left in place outside of the fenced area
- A 95% Upper Confidence Limit (UCL) evaluation was conducted
  - 1 Exposure Unit < 1/4 acre
  - Intervals: 0-0.5, 0.5-2.0, and 2.0-4.0 ft bls
- Samples that were excavated, as well as non-detect results, were replaced with a concentration of 0.01 mg/kg and considered to be non-detected for the UCL calculations
  - All other sample concentrations were used as reported
- All calculated UCLs are less than 0.5 mg/kg

LUCIP Revision

- Summary tables
  - Calculated 95% UCL for 0-0.5, 0.5-2.0, and 2.0-4.0 ft bls
  - Samples left in place with PCBs > 0.5 and ≤ 1 mg/kg

Data Set	Frequency of Detection	Minimum Detected Concentration (mg/kg)	Maximum Detected Concentration (mg/kg)	95% UCL (Distribution) (mg/kg)	Statistic	Rationale
Surface Soil, 0 - 0.5 ft bls	30/85	0.0072	0.95	0.13 (G)	95% KM Approximate Gamma UCL	ProUCL 5.1.002
Surface Soil, > 0.5 - 2 ft bls	47/52	0.01	1	0.25 (AL)	KM H-UCL	ProUCL 5.1.002
Subsurface Soil, > 2 ft - 4 ft bls	17/20	0.02	0.58	0.23 (G)	95% KM Adjusted Gamma UCL	ProUCL 5.1.002

AL = Approximate Lognormal.
FDEP = Florida Department of Environmental Protection.
G = Gamma.
mg/kg = milligram per kilogram.
SCTL = Soil Cleanup Target Level.
UCL = Upper Confidence Limit.

Sample ID	Total Aroclor Result (mg/kg)
LC34-SB0459-002.0-20180531	0.97000
LC34-SB0461-002.0-20180531	0.52000
LC34-SB0486-002.0-20180605	1.00000
LC34-SB0487-002.0-20180605	0.65000
LC34-SB0492-000.5-20180606	0.54600
LC34-SB0502-003.0-20180814	0.58000
LC34-SB0503-002.0-20180720	0.81000
LC34-SB0505-000.5-20180720	0.51000
LC34-SB0517-000.5-20180720	0.82000
LC34-SB0526-000.5-20180731	0.95000
LC34-SB0537-000.5-20180731	0.51000

- Test consensus:
  - Calculated UCLs are less than the RSCTL of 0.5 mg/kg, therefore, the samples are considered safe to remain onsite and the area outside the fence can be eliminated from the LUC boundary.
  - LUC boundary to include PCB-contaminated concrete and soil left in place inside the fence.

APPENDIX D

INTERIM LUCIP

INTERIM LAND USE CONTROL IMPLEMENTATION PLAN

NATIONAL AERONAUTICS AND SPACE ADMINISTRATION
CAPE CANAVERAL AIR FORCE STATION
BREVARD COUNTY, FLORIDA

FACILITY:	Launch Complex 34 Solid Waste Management Unit CC054
CONTAMINANTS:	Volatile Organic Compounds (VOCs) and Polychlorinated Biphenyls (PCBs) in Groundwater, and PCBs in Soil and Concrete
CONTROL:	Prohibit Groundwater Use and Residential and Industrial Exposure to Soil and Concrete

PURPOSE OF LAND USE CONTROL IMPLEMENTATION PLAN

This Interim Land Use Control Implementation Plan (LUCIP) has been prepared to inform current and potential future users of Launch Complex 34 (LC34) of institutional and engineering controls that have been implemented at the site[1]. Although most areas at LC34 do not pose current unacceptable risks to human health or the environment, areas of soil with contaminant concentrations exceeding Florida Department of Environmental Protection (FDEP) residential, industrial, and leachibility Soil Cleanup Target Levels (SCTLs) and groundwater with contaminant concentrations exceeding FDEP Groundwater Cleanup Target Levels (GCTLs) have been identified. Institutional land use controls (LUCs) are necessary to prohibit groundwater use, and institutional and engineering LUCs are necessary to prohibit residential and industrial exposure to soils and concrete at the site. Controls will include periodic inspection, fence maintenance, condition certification, and agency notification.

WHY LAND USE CONTROLS ARE NEEDED

From 1960 to 1968, during National Aeronautics and Space Administration's (NASA's) Apollo Space Program, the LC34 launch pad was used for launching Saturn rockets. Launch operations included the storage, transport, and use of nitrogen, helium, liquid oxygen, RP-1 fuel, liquid hydrogen, hydrazine, and nitrogen tetroxide. Historical information suggests that rocket engines and other parts were cleaned at the site using solvent degreasers, most notably trichloroethene (TCE). It is speculated that releases of solvents occurred during cleaning operations through both intentional and unintentional discharges to nearby areas. Based on groundwater sampling data, these releases occurred primarily in the immediate vicinity of the Engineering Support Building (ESB). Chlorinated solvents are present in groundwater at trace to high concentrations in dissolved form, and TCE is also present as a dense non-aqueous phase liquid (DNAPL) in the former ESB area. Several investigations were completed at the site under the Resource Conservation and Recovery Act (RCRA) program, and contaminants of concern (COCs) were identified in groundwater at concentrations greater than FDEP GCTLs.

[1] *This Interim LUCIP summarizes institutional and engineering controls regarding the NASA LC34 site. For detailed information on the site, consult the LC34 administrative file, which is available for review by contacting the KSC Environmental Assurance Branch at telephone number (321) 867-6971.*

A site-wide soil investigation began in September 2014 to evaluate contaminants in soil resulting from former launch activities. The investigation confirmed the presence of COCs in soil at concentrations greater than FDEP SCTLs, and additional investigations were conducted to determine the extent of contamination.

SITE DESCRIPTION

Solid Waste Management Unit (SWMU) CC054 consists of the LC34 launch pad and associated facilities surrounded by grassy and dense forested areas. Following deactivation of the launch pad in 1968, LC34 has remained largely inactive, although several buildings remained operational. Most operational equipment, including service towers, fuel storage tanks, and piping, was dismantled and the majority of the on-site buildings and structures were abandoned in place. LC34 was declared part of the Man in Space National Historic Landmark in 1984.

A number of site groundwater investigations, engineering studies, and pilot-scale in-situ remedial technology demonstrations have been performed since site investigations initiated in 1993. A hydraulic containment system (HCS) is currently operating in the former ESB area to hydraulically contain and treat the DNAPL source zone and deep high-concentration plume with TCE concentrations greater than 300 micrograms per liter (µg/L). Groundwater extracted from the HCS is treated via air strippers and polished through liquid-phase granular activated carbon, as needed, to meet GCTLs prior to discharge into on-site injection wells and infiltration galleries. Off-gas laden with volatile organic compounds (VOCs) is treated through a catalytic oxidizer and scrubber system to ensure emissions are less than Hazardous Air Pollution (HAP) requirements specified in the KSC Title V Air Permit for Remedial Activities. Outside of the DNAPL source zone, air sparging is used to treat high concentrations of TCE daughter products. The primary groundwater contaminants at LC34 are TCE and degradation daughter products, including cis-1,2-dichloroethene and vinyl chloride. A small area within the VOC plume also contains PCBs in groundwater at concentrations greater than the FDEP GCTL.

Soil interim measures were conducted in 2018-2019 to excavate soils contaminated with PCBs, total recoverable petroleum hydrocarbons (TRPH), and dioxins/furans. All areas were remediated to the FDEP residential SCTL, with the exception of one area where a bank of electrical equipment was previously located near the launch pad. In this area, PCBs remain above the FDEP residential SCTL in soil and concrete; this area is also where PCBs are present in groundwater above the FDEP GCTL. PCBs are the only remaining COC in soil and concrete at the site.

SITE LOCATION

LC34 is located on Cape Canaveral Air Force Station (CCAFS) and is bordered by the Atlantic Ocean to the east (Figure 1). LC34 is found in Section 6, Township 23S, Range 38E, as shown on the 7.5-minute False Cape topographic quadrangle map. The groundwater land use control area covered by this Interim LUCIP is shown on Figure 2. Figure 3 shows the soil excavation areas completed in 2018-2019. All excavation areas were remediated to the FDEP residential SCTL, with the exception of one area near the launch pad where PCBs remain in soil and concrete above the FDEP residential SCTL. The remaining soil and concrete land use control area covered by this Interim LUCIP is shown on Figure 4.

Coordinates of the corners for the groundwater, and soil and concrete LUC areas are provided on Figures 2 and 4 in the State Plane Coordinate System, North American Datum (NAD) 1983, Florida East, meters.

SITE CONTAMINATION AND CONTROL

Groundwater at the site contains VOCs and PCBs at concentrations greater than FDEP GCTLs. Soil and concrete in one area at the site has concentrations of PCBs greater than residential, industrial, and leachability SCTLs. The soil LUCs are located beneath a concrete bay where electrical equipment was previously located, and the concrete LUCs are associated with the concrete bay itself and a concrete footer for an adjacent cable tray wall. The soil and concrete was left in-place using a risk-based approach under 40 CFR 761.61(c) *(PCB remediation waste; Risk-based disposal approval)* due to the site's National Historic Landmark status. A fence is being used as an engineering control to prevent exposure to PCBs in soil and concrete in this area (Figure 4). Soils outside of the fenceline were removed or evaluated using a risk-based 95-percent upper confidence level (UCL) approach and are not part of the LUC.

The past, current, and projected future land use of LC34 is industrial in nature. Because concentrations of VOCs and PCBs in groundwater exceed GCTLs, and concentrations of PCBs in soil and concrete exceed residential, industrial, and leachability SCTLs, LUCs are required to prohibit the use of groundwater and to prohibit residential and industrial exposures to soil and concrete until cleanup levels are achieved. The current and projected future use of LC34 does not include the use of site groundwater; therefore, there are no current or projected exposures to contaminants in groundwater. Prior to any construction activities that may occur within the groundwater land use control area, potential exposure issues (i.e., from dewatering) and management of exposed groundwater will be evaluated. Indoor air quality will also be evaluated prior to any construction within the groundwater use control area.

DECISION DOCUMENT

The Kennedy Space Center (KSC) Remediation Team determined that interim institutional and engineering controls should be implemented at LC34 while investigation, interim measures, and corrective measures are in progress.

IMPLEMENTATION

Institutional and engineering controls will be implemented by the KSC Environmental Assurance Branch in accordance with their RCRA permit and Land Use Control Assurance Plan included in a Memorandum of Agreement (MOA)[2] between NASA, FDEP, and United States Environmental

[2] *By separate MOA effective February 23, 2001, with the EPA and FDEP, KSC, on behalf of NASA, agreed to implement Center-wide, certain periodic site inspections, condition certification, and agency notification procedures designed to ensure the maintenance by Center personnel of any site-specific LUCs deemed necessary for future protection of human health and the environment. A fundamental premise underlying execution of that agreement was that through the Center's substantial good faith compliance with the procedures called for herein, reasonable assurances would be provided to EPA and FDEP as to the permanency of those remedies which included the use of specific LUCs.*

Although the terms and conditions of the MOA are not specifically incorporated or made enforceable herein by reference, it is understood and agreed by NASA KSC, EPA and FDEP that the contemplated permanence of the remedy reflected herein shall be dependent upon the Center's substantial good faith compliance with the specific LUC maintenance commitments reflected herein. Should such compliance not occur or should the MOA be terminated, it is understood that the protectiveness of the remedy concurred in may be reconsidered and that additional measures may need to be taken to adequately ensure necessary future protection of human health and the environment.

Protection Agency (EPA), effective February 23, 2001. Property transfer (if conducted in the future) will be conducted in accordance with Section X of the MOA.

KSC's Environmental Assurance Branch will provide KSC's Master Planning Office and CCAFS Installation Restoration Program with survey coordinates of the LC34 LUC areas. Restrictions will specify limitations on development and reuse for the area for as long as LUCs are necessary to protect human health and the environment.

MONITORING

Quarterly inspections to monitor that the LUCs specified herein are in place and operating will be conducted by KSC's Environmental Assurance Branch. The inspections will verify that no groundwater use or residential or industrial exposure to soil and concrete is occurring at the site.

REPORTING

KSC's Environmental Assurance Branch will submit annual reports to FDEP certifying retention of the implemented LUCs.

ENFORCEMENT

KSC's Environmental Assurance Branch will be responsible for stopping any activities that are not compliant with this Interim LUCIP.

MAINTENANCE

The Interim LUCIP shall remain in place until a land use change is implemented or the concerns managed by the Interim LUCIP are mitigated; or until there is a discovery, based on analytical evidence, that scenarios managed by the Interim LUCIP are no longer a concern.

SITE-SPECIFIC DOCUMENT REFERENCES

Site-specific documentation is available for review by contacting the Environmental Assurance Branch at telephone number (321) 867-6971.

FIGURE 1 LOCATION OF KENNEDY SPACE CENTER AND SWMU CC054

SWMU CC054 - LAUNCH COMPLEX 34, CAPE CANAVERAL AIR FORCE STATION, FLORIDA

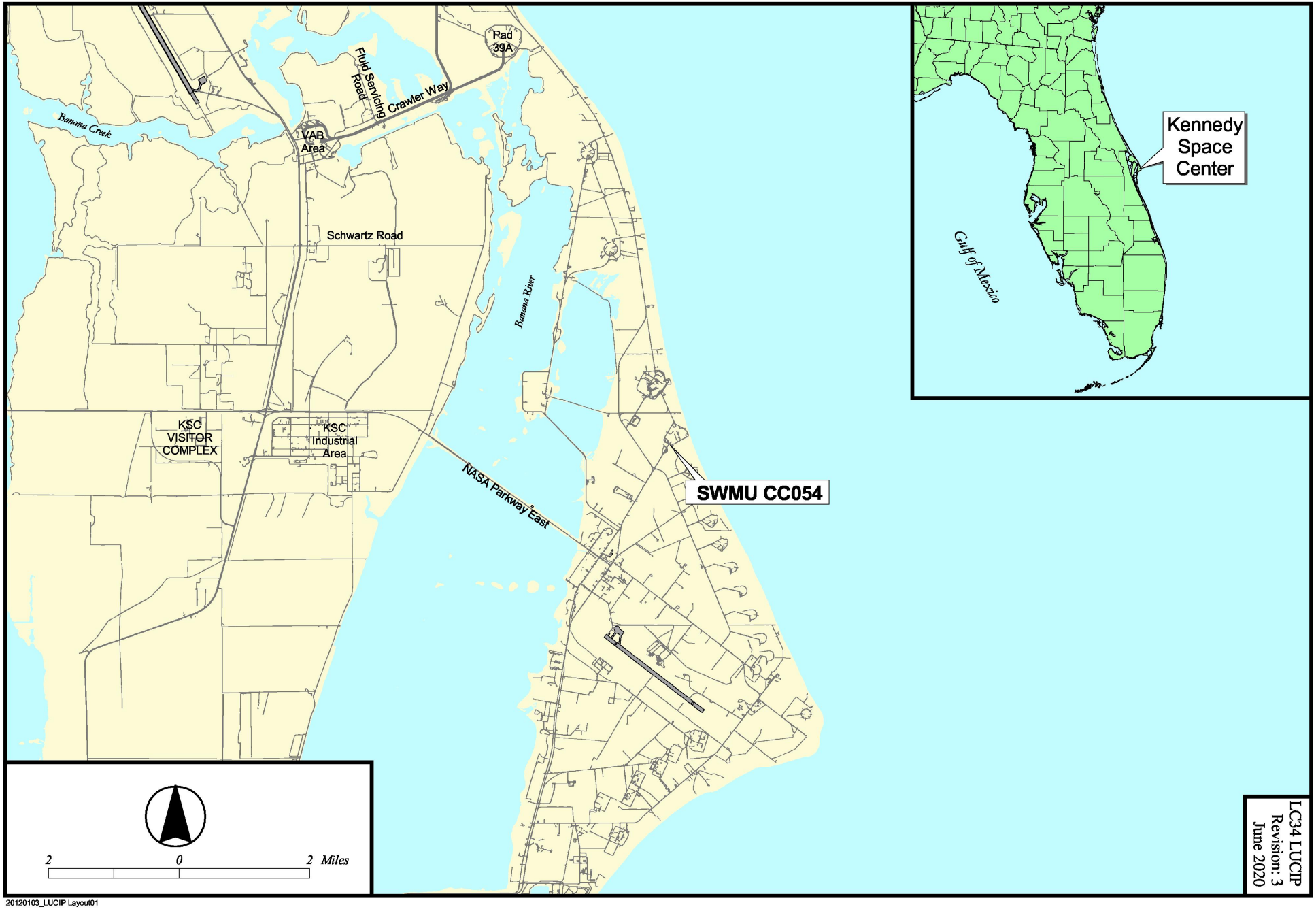

20120103_LUCIP Layout01

FIGURE 2 GROUNDWATER LAND USE CONTROL AREA
SWMU CC054 - LAUNCH COMPLEX 34, CAPE CANAVERAL AIR FORCE STATION, FLORIDA

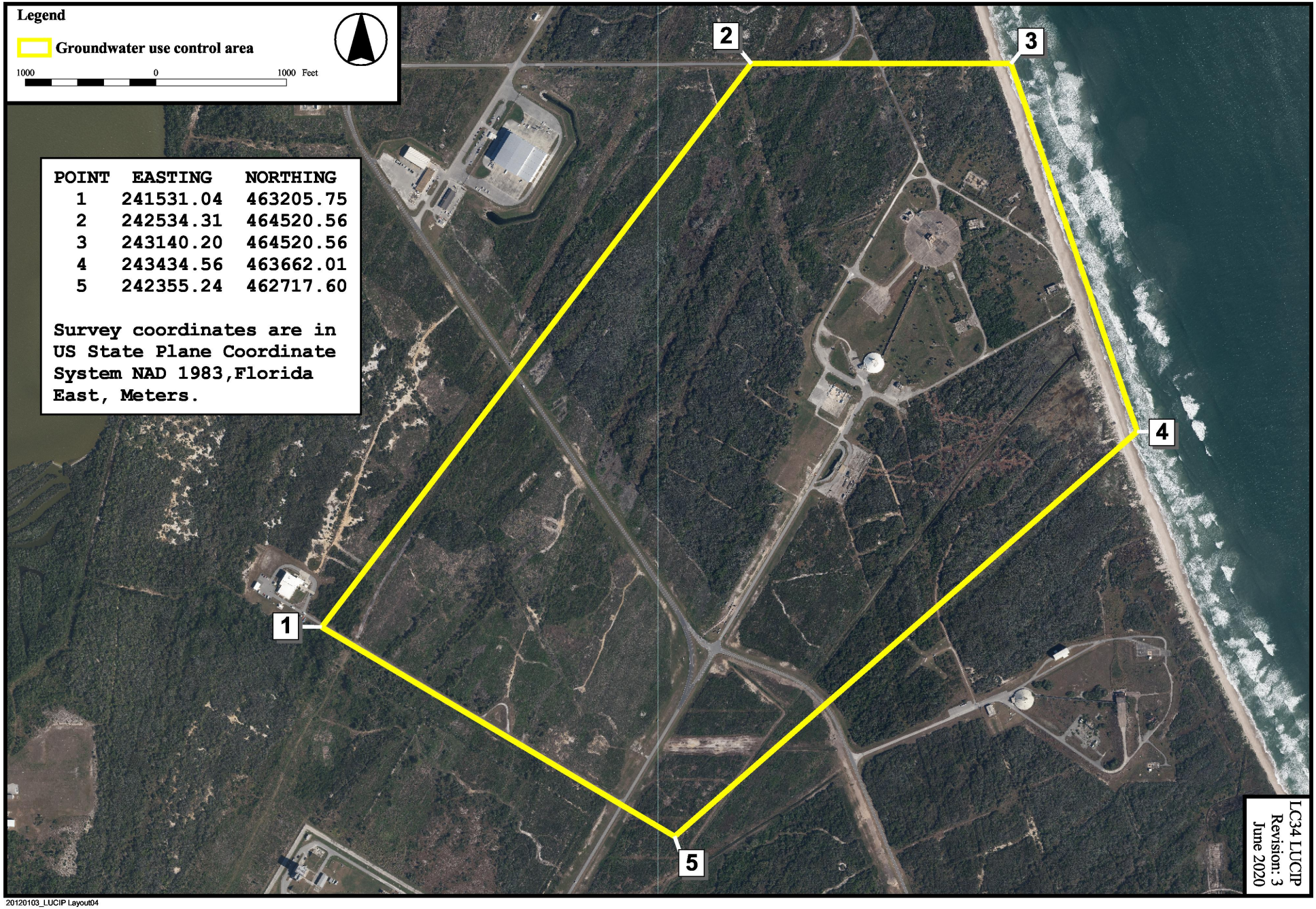

20120103_LUCIP Layout04

FIGURE 3 AREAS EXCAVATED IN 2018 - 2019
SWMU CC054 - LAUNCH COMPLEX 34, CAPE CANAVERAL AIR FORCE STATION, FLORIDA

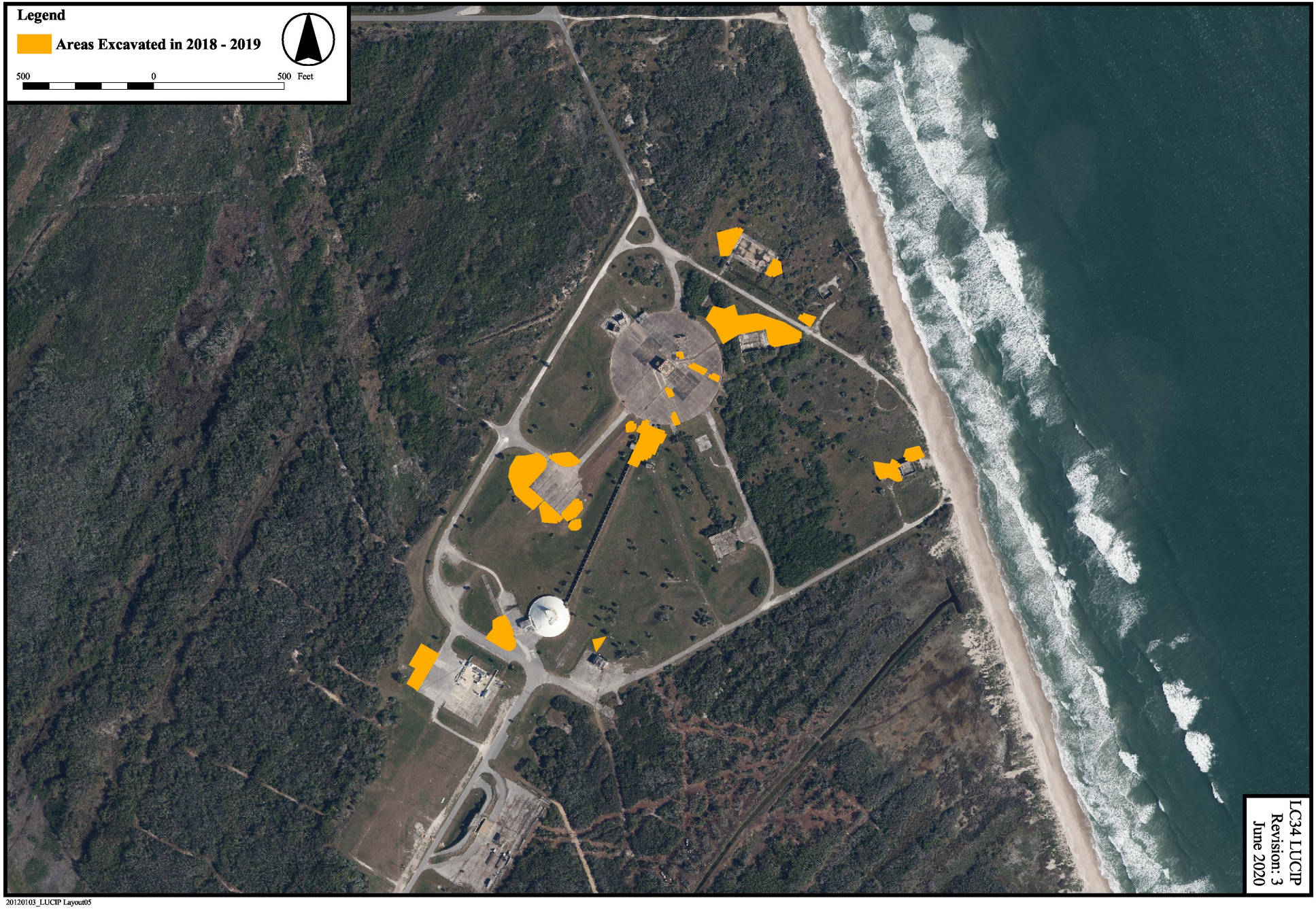

20120103_LUCIP Layout05

FIGURE 4 SOIL AND CONCRETE LAND USE CONTROL AREA
SWMU CC054 - LAUNCH COMPLEX 34, CAPE CANAVERAL AIR FORCE STATION, FLORIDA

POINT	EASTING	NORTHING
1	242936.11	464049.13
2	242942.90	464047.29
3	242950.21	464044.21
4	242946.01	464034.94
5	242935.47	464039.83
6	242932.81	464033.83
7	242930.55	464035.03
8	242931.47	464037.03
9	242930.81	464037.32
10	242931.82	464039.45
11	242931.22	464039.80
12	242932.33	464042.21
13	242932.97	464041.92

Survey coordinates are in US State Plane Coordinate System NAD 1983,Florida East, Meters.





Legend

Fence with man gate

Area to be managed by land use controls for contaminated concrete and soils left in place (PCBs > 0.5 mg/kg) and engineering controls (fence).

20 0 20 Feet

LC34 LUCIP
Revision: 3
June 2020

20120103_LUCIP Layout05

APPENDIX E

FIELD FORMS

(PROVIDED IN ELECTRONIC VERSION ONLY)

MIP/CPT AND DPT SAMPLING
JUNE AND JULY 2008

FIELD FORMS

GeoSyntec Consultants **DAILY FIELD REPORT** Page 1 of 1

Project: EC34 Date: 6/20/08
Project No.: FO0552 Task No.:
Contractors: Precision Sampling - Mike Fraser, Chris Horrell, Bill Hammond, Thron Stanford, Ray Aldaco

Work Performed

Well Installation:
Soil Borings:
DPT:
Well Inventory:
Other: * MIP/CPT/Cone Sipper

Sampling Soil:
Sampling SW/Sediment:
Sampling Monitor Wells:
Sampling Hazardous Waste:
Sampling Drums:

Observations/Issues of Concern

0700 - @ office load car
0800 - Precision @ office
0820 - Badging station - one of Precision's employees not on original badging list ⇒ had to get Melissa to submit new badging info to Harold
0930 - On site - Pete and Sean here to locate Hot Spot #2
- MIP system down ⇒ repairing
1130 - left site for lunch
1200 - MIKE informs me sampling system down for the day - we will meet onsite tomorrow @ 7am
- Called duty office 321-853-5211 still no dig day on Wed

Decky (Dynamac) 321-480-6919 - onsite @ 0930 w/ Bob Klein to assess possible gopher tortoise hole that was caved in & reopened ⇒ hole turns to left (used camera) under pepper tree ⇒ do not dig under the tree or near hole ⇒ most likely not a gopher tortoise hole

Plans/Future Activities

LEFT SITE ~ 1630

[signature] 6/20/08
Signature/Date

j:\admnshare\rem-form\DAILY.XLS

GeoSyntec Consultants **DAILY FIELD REPORT** Page 1 of 1

Project: LC34 Date: 6/24/08
Project No.: F00552 Task No.:
Contractors: Precision Sampling – Mike Fraser, Theron Stanford, Chris Horvell, Bill Hannoud, Ray Aldaco

Work Performed

Well Installation:
Soil Borings:
DPT:
Well Inventory:
Other: X MIP/CPT/cone sipper

Sampling Soil:
Sampling SW/Sediment:
Sampling Monitor Wells:
Sampling Hazardous Waste:
Sampling Drums:

Observations/Issues of Concern

0600 – @ office – calibrate YSI
0700 – on-site – call Duty office → ok to dig
– bridge out on CCAFS – crew delayed

First location → btwn IW42D1 & IW65D1 → ~~directly~~ directly next to IW42D1 – ~~MP001~~ MP001 (starting number)
red

→ start MP001 @ ~ 0930 completed logging @ ~1130
response ~18-24 ft & 65-80 ft
– no cone sipper samples b/c didn't have regulator for gas connection

~1030 security onsite to inform us they will be securing 34 area tomorrow → no one onsite → leave vehicles on slab of ESD building

1230 – left site for lunch | ~1310 return from lunch

Plans/Future Activities

MP002 → ~10 ft from MP001 towards IW006SD1
~1545 finished logging MP002 → heater for membrane stopped working @ end of log → pulling rods up to investigate cause
– System down – heater line broken → will be up & running on Thursday
– Grouted MP001 hole → left site ~1900

[signature] 6/24/08
Signature/Date

j:\admnshare\rem-form\DAILY.XLS

Water Quality Meter Calibration Form

Site Name: LC34 **Personnel:** R Pagsalo
Location: KCAFS, FL
Date: 6/24/08

Calibration Standards Lot Numbers and Expiration Date					
Standard	Lot / Exp. Date	Standard	Lot / Exp. Date	Standard	Lot / Exp. Date
pH=7.0	P888160 / 2-20-10	1413 µS/cm	P889457 / 04-09		
pH=4.0	P887594 / 1-29-10	1.0 NTU	P787766 / 04-09		
pH=10.0	020180-7 / H2012	10 NTU	P786629 / 04-09		
	09-08				
ORP=240	559 / 10-10				

ORA 10 1207

Meter make/Model and SN: YSI 556 MPS	*pH 4 (standard units)*	*pH 7 (standard units)*	*pH 10 (standard units)*	*ORP (240 mV)*	*Cond. µS/cm* 1413	*DO (Zero) mg/L*	*DO (mg/L) / Temp.*
Pre-calibration Reading	4.03	7.30	9.89 ~~9.66~~	246.0	1481		8.40
Post-calibration Reading	4.00	7.00	9.99	240.0	1450		8.59

T = 23.66

Meter make/Model and SN: 2020e LaMotte	1.0 *NTU*	10.0 *NTU*	*NTU*	*NTU*	*Comments*
Pre-calibration Reading	0.92	10.78			
Post-calibration Reading	0.99	10.4			

Meter make/Model and SN:	*pH 4 (standard units)*	*pH 7 (standard units)*	*pH 10 (standard units)*	*ORP*	*Cond. µS/cm*	*DO (Zero) mg/L*	*DO (mg/L) / Temp.*
Pre-calibration Reading							
Post-calibration Reading							

Meter make/Model and SN:	*NTU*	*NTU*	*NTU*	*NTU*	*Comments*
Pre-calibration Reading					
Post-calibration Reading					

R C Pagsalo 6/24/08
Signature/Date

GeoSyntec Consultants **DAILY FIELD REPORT** Page 1 of 1

Project: LC34 - Hot Spot
Date: 6-26-08
Project No.: FD0552
Task No.:
Contractors: Precision Sampling - Mike Fraser, Theron Stanford, Chris Horrell, Bill Hammond, Ray Alldaro

Work Performed

Well Installation:
Soil Borings:
DPT:
Well Inventory:
Other: ^ MIP/CPT / DPT groundwater

Sampling Soil:
Sampling SW/Sediment:
Sampling Monitor Wells:
Sampling Hazardous Waste:
Sampling Drums:

Observations/Issues of Concern

0700 - On site - Precision crew here
0720 - Called Duty office - ok to dig
- Set up on hole @ hot spot 1 - MP003
~10ft from IW 02D (west/southwest)

- MP004 → ~30-40ft towards ESD from MP003

Angel onsite ~1030

- MP005 → ~30 ft away from ESD + 30ft from MP003
→ DPT0067 → between MP003 + MP004 15ft, 30-34, 41-45
13:00 Rebecca leaves site
13:30 Jim leave site
15:30 Jeremy leaves site
19:30 Angel & crew leave site
crew refuels one truck & brings it back

Plans/Future Activities

- start w/ DPT0067 (done) start w/ DPT 0068

[signature] 6/26/08
Signature/Date

j:\admnshare\rem-form\DAILY.XLS

Water Quality Meter
Calibration Form

Site Name: LC34 **Personnel:** R Dapratto
Location: CCAFS, FL
Date: 6/26/08

Calibration Standards Lot Numbers and Expiration Date					
Standard	Lot / Exp. Date	Standard	Lot / Exp. Date	Standard	Lot / Exp. Date
pH=4.0	020150-7AJ114	240mV	232 / 03-2009		
	11/2008	1413 µS/cm	P783659 / 04-04-2009		
pH=7.01	0292 / 12-2012	1.0NTU	~~P781108 / 05-2008~~ red	P783966 / 04-09	
pH=10.0	020180-7HE012	10.0NTU	~~P780246 / 05-2008~~ red	P784629 / 04-09	
	09-2008				

08A101
237

Meter make/Model and SN: YSI 556	*pH 4 (standard units)*	*pH 7.01 (standard units)*	*pH 10 (standard units)*	*ORP* (240mV)	*Cond. µS/cm* 1413	*DO (Zero) mg/L*	*DO (mg/L) / Temp.*
Pre-calibration Reading	3.74	7.14	9.93	240.6	1420	[illegible]	9.34
Post-calibration Reading	4.00	7.01	9.99	240.0	1413		8.71

~~22.04°C~~
22.24°C

R9377
SN-IR
12589

Meter make/Model and SN: Lamotte 2020e	1.0 *NTU*	10.0 *NTU*	*NTU*	*NTU*	*Comments*
Pre-calibration Reading	0.66	10.22			
Post-calibration Reading	1.0	10.0			

Meter make/Model and SN:	*pH 4 (standard units)*	*pH 7 (standard units)*	*pH 10 (standard units)*	*ORP*	*Cond. µS/cm*	*DO (Zero) mg/L*	*DO (mg/L) / Temp.*
Pre-calibration Reading							
Post-calibration Reading							

Meter make/Model and SN:	*NTU*	*NTU*	*NTU*	*NTU*	*Comments*
Pre-calibration Reading					
Post-calibration Reading					

[signature] 6/26/08
Signature/Date

DPT GEOCHEMICAL DATA FORM blwn NP003 ONP004 Project Number: FR0552 (LC34)

DPT Location: Hot spot 1 - DPT067 | ~~[illegible]~~ Date: 6-26-2008

	DPT Location	Sample Depth	pH std units	Conductivity S/cm	Turbidity NTUs	Diss. O_2 g/L	Temp deg. C	Salinity %	TDS g/L	ORP mV	Color milky gray
6-26-08	DPT0067	30-34	7.53	1.935	6927	1.87	25.53	0.98	1.253	-187.1	4:58
			7.29	1.925	3140	0.11	25.22	0.98	1.251	-159.7	500
			7.26	1.917	2578	0.2	25.13	0.97	1.245	-152.8	502
			7.25	1.912	2300	0.08	25.06	0.97	1.240	-146.8	5:04
			7.26	1.906	2358	0.08	25.01	0.97	1.238	-145.5	5:06
6-26-08	DPT0067	41-45	7.94	2.742	Er4	0.74	25.77	1.43	1.80	-209.3	536
			7.88	2.833	turbid	0.12	25.55	1.47	1.845	-209.8	538
			7.84	2.850		0.09	25.43	1.48	1.8[illegible]	-201.5	540
				- Samples to HD Labs							
	DPT0067	56-60	Phase II		Ramed out						
					(done w/ AIF vias, no preservative						
					on the morning of 6-27-2008)						

Note: Insert units if not provided on sheet.

J:\adminshr\rem-frm\DPTFRM.XLS

GeoSyntec Consultants **DAILY FIELD REPORT** Page 1 of 1

Project: 1034 - Hot Spot Date: 6-27-08
Project No.: FR 0552 Task No.:
Contractors: Precision Samplers - Mike Fraer, Chris Howell, Thom Stanford, Bill Hammond, Ray Alvarez

Work Performed

Well Installation:
Soil Borings:
DPT:
Well Inventory:
Other: MIP/CPT / DPT groundwater investigation

Sampling Soil:
Sampling SW/Sediment:
Sampling Monitor Wells:
Sampling Hazardous Waste:
Sampling Drums:

Observations/Issues of Concern

0645 called duty office - ok to dig
0700 onsite most of precision crew here
setup @ MP006 ⊥ to concrete pad 30ft from MP004
MP007
MP008
ukn-MW-1 directly behind (south) middle of 3cluster (see map)
(total depth 6.5ft)
unkn MW-2 directly south of unkn MW-1 (total depth 30ft)
unkn MW-3 east of MW2unkn (38.4ft total depth)
6:15pm rest of crew & Angel leave site

Plans/Future Activities

Start w/ DPT 0068, & MP009

6-27-08
Signature/Date

Water Quality Meter Calibration Form

Site Name: LC3-1 **Personnel:** Angel Martin

Location: FB0552

Date: 6-27-2008

Calibration Standards Lot Numbers and Expiration Date					
Standard	Lot / Exp. Date	Standard	Lot / Exp. Date	Standard	Lot / Exp. Date
pH 4.00	020150-7AJ114 11-08				
pH 7.00	6256 9-30-08				
pH 10.00	02018O-7A6012 9-08				
Cond	F783659 4-4-09				
ORP	62643 2-2013				

Meter make/Model and SN: YSI 6560WS 08A101237	pH 4 (standard units)	pH 7 (standard units)	pH 10 (standard units)	ORP	Cond. µS/cm	DO (Zero) mg/L %	DO (mg/L) / Temp.
Pre-calibration Reading	3.30	6.68	9.95	270.2	1.422	100.6	T= 24.31°C
Post-calibration Reading	4.00	7.00	10.00	240.8	1.413	100.0	T= 24.54°C

Meter make/Model and SN: LaMotte 20202 SN-ME10589	NTU 0	NTU 1	NTU 10	NTU	Comments
Pre-calibration Reading	0.66				
Post-calibration Reading	0.00				

Meter make/Model and SN:	pH 4 (standard units)	pH 7 (standard units)	pH 10 (standard units)	ORP	Cond. µS/cm	DO (Zero) mg/L	DO (mg/L) / Temp.
Pre-calibration Reading							
Post-calibration Reading							

Meter make/Model and SN:	NTU	NTU	NTU	NTU	Comments
Pre-calibration Reading					
Post-calibration Reading					

Signature/Date 6/30/08

DPT GEOCHEMICAL DATA FORM

Project Number: F0.0552 LC-34

DPT Location: Hotspot1 - btwn MP003 & MP004

Date: 6-27-2008

DPT Location	Sample Depth	pH std units	Conductivity S/cm	Turbidity NTUs	Diss. O_2 g/L	Temp deg. C	Salinity %	TDS g/L	ORP mV
8:22 DPT006	56-60	8.11	2.373		3.71	25.26	1.23	1.564	-215.4
8:26		8.12	2.541		0.08	25.09	1.31	1.653	-224.4
8:28		8.10	2.546		0.07	25.06	1.31	1.655	-218.9
8:30		8.09	2.547		0.07	25.08	1.31	1.655	-216.2
			(samples not preserved? used ALF vmes)						
			kept on ice						

start 8:21

Note: Insert units if not provided on sheet.

J:\adminshr\rem-frm\DPTFRM.XLS

GeoSyntec Consultants **DAILY FIELD REPORT** Page 1 of 1

Project: LC34 Date: 6/20/08
Project No.: F00552 Task No.:
Contractors: PRECISION SAMPLING – Mike Fraser, Chris Howell, Theron Stanford, Bill Hannond, Ray Aldaco

Work Performed

Well Installation:
Soil Borings:
DPT:
Well Inventory:
Other: X MIP | CPT | DPT Sampling

Sampling Soil:
Sampling SW/Sediment:
Sampling Monitor Wells:
Sampling Hazardous Waste:
Sampling Drums:

Observations/Issues of Concern

0600 – @ OFFICE – CALIBRATE EQUIPMENT
0710 – ON SITE – PRECISION NOT HERE YET
0711 – CALL DUTY OFFICE 321-853-5211 – OK TO DIG
– DPT0069 → adjacent to MIP008
– MIP009 – SE of IW20
– MIP010 – on concrete
– Jim & I labeled map w/ all MIP locations around hot spot 1 – MP003 – MP010
– DPT068 – colocated w/ MP008 → probably grout in sample
1230 – left site for lunch – 1250 return to site
– set up on MP011 → (Hot spot 2) NW of IW0043
– DPT0069 → btwn IW0045 & IW0065 in grass → sampled 16-20 &
– started packing up @ 1800 due to bad weather (phase II) 60-64
– completed MP012 → between IW0043 & IW0046 (~51ft from IW0043)
– left site 1830

Plans/Future Activities

– start w/ MIP009 & DPT0068

[signature] 6/20/08
Signature/Date

j:\admnshare\rem-form\DAILY.XLS

Water Quality Meter
Calibration Form

Site Name: LC34 **Personnel:** R Daprato
Location: CCAFS, FL
Date: 6/20/08

Calibration Standards Lot Numbers and Expiration Date					
Standard	Lot / Exp. Date	Standard	Lot / Exp. Date	Standard	Lot / Exp. Date
Auto Cal	7289-01 / 12-21-09				
1.0 NTU	P783996 / 04-09				
10.0 NTU	P784629 / 04-09				

R10320

Meter make/Model and SN: Horiba U22	*pH 4 (standard units)*	*pH 7 (standard units)*	*pH 10 (standard units)*	*ORP*	*Cond. µS/cm*	*DO (Zero) mg/L*	*DO (mg/L) / Temp.*
Pre-calibration Reading	2.88	—	—	—	9.99	0.00	7.98
Post-calibration Reading	3.99	—	—	—	~~9.0~~ red 4.49	0.00	8.48

probe red off

R2401

Meter make/Model and SN: LaMotte 2020	*1.0 NTU*	*10.0 NTU*	*NTU*	*NTU*	*Comments*
Pre-calibration Reading	1.0	9.7			
Post-calibration Reading	1.1	10.0			

Meter make/Model and SN:	*pH 4 (standard units)*	*pH 7 (standard units)*	*pH 10 (standard units)*	*ORP*	*Cond. µS/cm*	*DO (Zero) mg/L*	*DO (mg/L) / Temp.*
Pre-calibration Reading							
Post-calibration Reading							

Meter make/Model and SN:	*NTU*	*NTU*	*NTU*	*NTU*	*Comments*
Pre-calibration Reading					
Post-calibration Reading					

[signature] 6/20/08
Signature/Date

DPT GEOCHEMICAL DATA FORM

DPT Location: LC34 – DPT069

Project Number: FD0552

Date: 06/20/09

DPT Location	Sample Depth	pH* std units	Conductivity m S/cm	Turbidity NTUs*	Diss. O_2 mg/L	Temp deg. C	Salinity %	TDS g/L	ORP mV	Vial #
time										
1636	69	16-20	10,53	2,15	>999*	0,88	27,98	0,1	1,4	-163
1638			10,39	2,10	↑	0,56	27,25	0,1	1,3	-162
1640			10,31	2,08	↓	0,45	26,94	0,1	1,3	-164 → 8
1713	69	~~60-64~~	11,49	2,62	>999*	0,54	27,76	0,1	1,7	-270
1715			11,18	2,64	↑	0,32	27,68	0,1	1,7	-256
~~1717~~			10,93	2,60	↓	0,27	27,53	0,1	~~1,7~~	-242 → 9
~~69~~	~~70-74~~		phase II	shown	will	do	tomorrow			

Note: Insert units if not provided on sheet.

J:\adminshr\rem-frm\DPTFRM.XLS

* >999 = out of range

† pH is high → possible need for recalibration

Hotspot 1

DPT GEOCHEMICAL DATA FORM

DPT Location: LC24-DPT068

Project Number: F0055 2

Date: 6/20/08

time	DPT Location	Sample Depth	pH std units	Conductivity m S/cm	Turbidity NTUs	Diss. O_2 m g/L	Temp deg. C	Salinity %	TDS g/L	ORP mV	Vial #
0954	68	12-16	9.61	1.19	>999	0.98	27.19	0.1	0.8	-163	
0956			10.08	1.15	↑	0.48	26.60	0.1	0.7	-179	
0958			10.14	1.13	↓	0.26	26.21	0.1	0.7	-185	→ 4
1022	68	20-24	11.71	2.52	>999	0.72	26.71	0.1	1.6	-201	
1024			11.91	2.54	↕	0.22	26.36	0.1	1.6	-212	
1026			12.06	2.52	↕	0.20	26.26	0.1	1.6	-222	→ 5
1056	68	41-45	11.54	2.78	>999	0.85	28.17	0.1	1.8	-321	
1058			11.95	2.76	7999	0.40	27.77	0.1	1.8	-340	
1100			12.07	2.76	>999	0.29	27.36	0.1	1.8	-350	→ 6
1142	68	56-60	11.19	2.74	>999	1.32	27.38	0.1	1.8	-221	
1144			10.75	2.70	↑	0.48	26.49	0.1	1.7	-202	
1146			10.69	2.71	↓	0.35	26.36	0.1	1.7	-200	→ 7

GeoSyntec Consultants **DAILY FIELD REPORT**

Project: LC34 Date: 07/01/08
Project No.: FO0552 Task No.:
Contractors: Precision Sampling – Mike Fraser, Theron Stanford, Chris Horrell, Bill Hammond, Ray Aldaco

Work Performed

Well Installation:
Soil Borings:
DPT:
Well Inventory:
Other: X MIP/CPT/ DPT GW sampling

Sampling Soil:
Sampling SW/Sediment:
Sampling Monitor Wells:
Sampling Hazardous Waste:
Sampling Drums:

influent sample IS-3-B
effluent stripper ES-2-B

Observations/Issues of Concern

0600 @ office – revise samples, calibrate equipment, pack truck
0710 – onsite – Precision here
- hand augering MP013 location → on side of road off parking lot for ESB → hit cable – called Pete Nasworthy & said nothing is live we are ok → He located area on NE corner of ESB slab where we removed the Brazilian pepper
- called Duty office 853-5211 – ok to dig
- ~0800 – driller poured diesel into hydraulic fluid tank on DPT rig → rig down → taking it back to the shop (ORLANDO)
- measured locations for Hotspot 2, so we can make a map
- MIP down ~ 0830 → heating block needs repair
- took influent readings from air stripper ~0930
- added Decon waste to drum # 157259 on pallet # 157260
- 1130 – left site for lunch, MIP rig still down – onsite 1200

Plans/Future Activities

- spill pallets have holes in bottom → ID# 145995
  ID# 146000
  – 1 pallets w/ nothing on it
  – ID# 157260

Erica Williams 867-8748
867-0371

[signature] 7/01/08
Signature/Date

GeoSyntec Consultants **DAILY FIELD REPORT** Page 2 of 2

Project: LCQ4
Project No.: FØ552
Date: 07/01/08
Task No.:
Contractors: Parsons sampling - Mike Fraser, Ray Aldave, Bill Hammond, Theron Stanford, Chris Worrell

Work Performed

Well Installation:
Soil Borings:
DPT:
Well Inventory:
Other: ~~MIP/CPT/DPT GW sampling~~

Sampling Soil:
Sampling SW/Sediment:
Sampling Monitor Wells:
Sampling Hazardous Waste:
Sampling Drums:

Observations/Issues of Concern

~ 1330 MIP/CPT Rig backhoe running - bad heater block thaw borrow Geoprobe tools w/ no replacement

- Jim onsite to collect data to give to ~~Tim~~ Mike
- will have DPT rig back this evening to run tomorrow
- 1530 called HDC weather - Phase II
- Only completed one MIP location today (MP013)
- 1635 - left site; will be onsite @ 0630 tomorrow

Plans/Future Activities

- need to grant MP011, MP012, MP013
- finish DPT069 - both two intervals
- mark locations for MP016 (complete) MP014, MP015

Signature/Date 07/01/08

Water Quality Meter Calibration Form

Site Name: LC34 **Personnel:** B Dupraw

Location: CCAFS, FL

Date: 7/1/08

Calibration Standards Lot Numbers and Expiration Date					
Standard	Lot / Exp. Date	Standard	Lot / Exp. Date	Standard	Lot / Exp. Date
4uto Cal	7289-01 / 12-21-09				
10 NTU	P78J996 / 04-09				
10.0 NTU	P78 4629 / 04-09				
pH=7.0	0292 / 12-20-12				
pH=10.0	02080-7H6012	09-08			

Meter make/Model and SN: Hydrolab MS2 N10330	pH 4 (standard units)	pH 7 (standard units)	pH 10 (standard units)	ORP	Cond. µS/cm	DO (Zero) mg/L	DO (mg/L) / Temp.
Pre-calibration Reading	4.27	6.40	9.13		4.85	0.0	9.38 / 23.68
Post-calibration Reading	3.99	7.01	10.02		4.49	0.0	8.56 / 23.58

Meter make/Model and SN: LaMotte 2020 R-2401	1.0 NTU	10.0 NTU	NTU	NTU	Comments
Pre-calibration Reading	1.1	11			
Post-calibration Reading	0.95	10			

Meter make/Model and SN:	pH 4 (standard units)	pH 7 (standard units)	pH 10 (standard units)	ORP	Cond. µS/cm	DO (Zero) mg/L	DO (mg/L) / Temp.
Pre-calibration Reading							
Post-calibration Reading							

Meter make/Model and SN:	NTU	NTU	NTU	NTU	Comments
Pre-calibration Reading					
Post-calibration Reading					

Signature/Date 7/01/08

GeoSyntec Consultants **DAILY FIELD REPORT** Page 1 of 1

Project: LC34 Date: 07/02/08
Project No.: F0Ø552 Task No.:
Contractors: Precision Sampling – Mike Fraser, Bill Hammond, Theron Stanford
ALF- DALE SCHAMP Ray Aldaco, Chris Horrell

Work Performed

Well Installation:
Soil Borings:
DPT:
Well Inventory:
Other: X MIP/CPT/DPT GW sampling

Sampling Soil:
Sampling SW/Sediment:
Sampling Monitor Wells:
Sampling Hazardous Waste:
Sampling Drums:

Observations/Issues of Concern

0600 – @ office → calibrate equipment, pack truck
0700 – @ site – precision sampling onsite
starting w/ MP014
– called duty office – OK to dig
MP015 → in slab ~~from~~ (ESB) – Mike Delsz location request
0945 – Theron & Chris leave site to pick up DPT rig (Orlando) & Geoprobe tools (TVL office)
0945 – finished MP014 → pulling out of hole
0955 – ALF onsite → gave him 13 samples → 7 DPT; 6 Air Sparge
1100 – set up on MP015; 1045 – Mike left site to pick up System Samples lunch → 1100 Mike returns to site
– MIP down – leak in system (1100) → bad heater block → need Geoprobe tools
– moved location MP016 to end of trench drain off of slab
1500 – Chris & Theron back onsite w/ rig & Geoprobe parts
– no MIP today will rebuild heater block so we have two for tomorrow

Plans/Future Activities

– collected final two samples (70-74) & 76-80 from DPT069

– total of 18 samples to ALF → 5 from pump test
– holding 4 samples on ice until Monday – 2 DPT
– need to grout MP011, MP012, MP013, MP014, DPT 069 – 1 RW 2 – 1 Effluent

– Left site 1830 – Mike, Chris & Bill onsite to continue repairing MIP

[signature] 07/02/08
Signature/Date

j:\admnshare\rem-form\DAILY.XLS

Water Quality Meter
Calibration Form

Site Name: LC34 **Personnel:** R Daprato
Location: CCAFS FL
Date: 7/02/08

Calibration Standards Lot Numbers and Expiration Date					
Standard	Lot / Exp. Date	Standard	Lot / Exp. Date	Standard	Lot / Exp. Date
Auto Cal	7289-01 / 12-09			1.0 NTU	P783996 / 04-09
pH=7.0	0292 / 12-20-12			10 NTU	P784629 / 04-09
pH=10.0	020180-7HG012 / 09-08				
Zero DO	0366 / 01-2013				

R10330

Meter make/Model and SN: Horiba U22	*pH 4 (standard units)*	*pH 7 (standard units)*	*pH 10 (standard units)*	*ORP*	*Cond. µS/cm*	*DO (Zero) mg/L*	*DO (mg/L) / Temp.*
Pre-calibration Reading	3.95	7.05	10.10		3.89	0.00	8.86 / 22.70
Post-calibration Reading	4.01	7.01	10.01		4.49	0.00	8.35 / 22.70

Meter make/Model and SN: Lamotte 2020	1.0 *NTU*	10 *NTU*	*NTU*	*NTU*	*Comments*
Pre-calibration Reading	1.0	10.0			
Post-calibration Reading	1.0	10.0			

Meter make/Model and SN:	*pH 4 (standard units)*	*pH 7 (standard units)*	*pH 10 (standard units)*	*ORP*	*Cond. µS/cm*	*DO (Zero) mg/L*	*DO (mg/L) / Temp.*
Pre-calibration Reading							
Post-calibration Reading							

Meter make/Model and SN:	*NTU*	*NTU*	*NTU*	*NTU*	*Comments*
Pre-calibration Reading					
Post-calibration Reading					

[signature] 07/02/08
Signature/Date

DPT GEOCHEMICAL DATA FORM
DPT Location:

Project Number: F0Ø552
Date: 07/02/08

DPT Location	Sample Depth	pH std units	Conductivity mS/cm	Turbidity NTUs	Diss. O_2 g/L	Temp deg. C	Salinity %	TDS g/L	ORP mV
time									
1632	69	70-74	10.98	3.11	>999*	0.82	25.91	0.2	2.0	-148
1634			11.71	3.08	↑	0.39	25.72	0.2	2.0	-178
1636			11.75	3.02	↓	0.09	25.97	0.2	1.9	-188
time									
1741	69	76-80	12.78	2.93	>999*	0.65	27.31	0.1	1.9	-238
1743			12.57	2.91	↑	0.07	27.36	0.1	1.9	-240
1745			12.34	2.93	↓	0.00	27.13	0.1	1.9	-236

EC-7-B

Note: Insert units if not provided on sheet.

* >999 = out of range

J:\adminshr\rem-frm\DPTFRM.XLS

GeoSyntec Consultants **DAILY FIELD REPORT** Page 1 of 1

Project: LC34 Date: 7/3/08
Project No.: F00552 Task No.:
Contractors: Precision Sampling - Mike Fraser, ~~Ray Aldaco~~, Bill Hammond, Theron Stanford, Chris Horrell

Work Performed

Well Installation:
Soil Borings:
DPT:
Well Inventory:
Other: X MIP/CPT

Sampling Soil:
Sampling SW/Sediment:
Sampling Monitor Wells:
Sampling Hazardous Waste:
Sampling Drums:

Observations/Issues of Concern

0600 - @ office, calibrate equipment & ice samples, pack truck
0700 - on-site - precision here - MIP repaired - starting w/ MP015
- DPT crew grouting holes
- called Daly office - ok to dig
0741
0740 - Collected samples from pump test - influent IS-4-B-vial 28
0750 0755 effluent EC-8B - vial ~~27~~ 24
RW3 vial 25 ← vial 27 - RW1, RW2, ~~RW3~~ (vial 26) 0745
0745

1015 - set up on MP016 → end of french drain - hotest location
~~12~~ - next location between IW47 D1 + IW49 cluster
1230 - left site for lunch
1250 - back onsite - called KSC weather phase II issued
- MIP down - cannot get trunk line flushed out → ECD detector still high → will have to zero out detector readings during next MIP - (using MeOH & hexane to flush lines)

Plans/Future Activities

1420 - phase II over → resetting up on MP016
1430 - Mike Deliz onsite - talked about plans for next week
~1535 - Mike Deliz offsite
Mike wants us to step out in a grid from MP011 & MP014 on Monday morning - collect a shallow (10), intermediate (20-25), deep (45?)

- MP018 - on slab btwn PA 11D, PA10D & PA18

- truck died ~7pm → left site 1900

[signature] 7/3/08
Signature/Date

- then samples based on MP

j:\admnshare\rem-form\DAILY.XLS

Water Quality Meter Calibration Form

Site Name: LC34 **Personnel:** K Dupuis
Location: CCAFS
Date: 07/03/08

Calibration Standards Lot Numbers and Expiration Date					
Standard	Lot / Exp. Date	Standard	Lot / Exp. Date	Standard	Lot / Exp. Date
Auto Cal	7289-01 / 12-09			1.0 NTU	P783996 / 04-09
pH=7.0	0292 / 12-12			10 NTU	P784629 / 04-09
pH=10.0	021080-7116012 / 09-08				
DO=0	0366 / 01-13				

Meter make/Model and SN: Horiba U22 R10330	pH 4 (standard units)	pH 7 (standard units)	pH 10 (standard units)	ORP	Cond. µS/cm	DO (Zero) mg/L	DO (mg/L) / Temp.
Pre-calibration Reading	3.76	7.19	10.12		5.00	0.00	8.02 / 23.16
Post-calibration Reading	4.01	7.02	10.00		4.49	0.00	8.62 / 20.16

Meter make/Model and SN: LaMotte 2020 R2401	1.0 NTU	10 NTU	NTU	NTU	Comments
Pre-calibration Reading	0.90	10.0			
Post-calibration Reading	0.95	10.0			

Meter make/Model and SN:	pH 4 (standard units)	pH 7 (standard units)	pH 10 (standard units)	ORP	Cond. µS/cm	DO (Zero) mg/L	DO (mg/L) / Temp.
Pre-calibration Reading							
Post-calibration Reading							

Meter make/Model and SN:	NTU	NTU	NTU	NTU	Comments
Pre-calibration Reading					
Post-calibration Reading					

K Dupuis 7/3/08
Signature/Date

GeoSyntec Consultants **DAILY FIELD REPORT** Page 1 of 1

Project: LC34 Date: 07/07/08
Project No.: F00552 Task No.:
Contractors: Precision Sampling – Theron Stanford, Chris Horrell, Bill Hammond, Thomas Jones
EDS – Chris Phelps & Keith Olso ALF – Dale Schamp

Work Performed

Well Installation:
Soil Borings:
DPT: X GW
Well Inventory:
Other: X MIP/CPT

Sampling Soil:
Sampling SW/Sediment:
Sampling Monitor Wells:
Sampling Hazardous Waste:
Sampling Drums:

Observations/Issues of Concern

0700 – Onsite – called dairy office 0600 @ office calibrate equipment
0710 – Theron Stanford onsite Horiba pH meter not functioning
0720 – Chris Horrell onsite – crew will be late here ~ 8am
– begin pressure grouting old MIP locations
0750 – EDS onsite
0800 – Alex onsite
DPT070 – 6-10, 23-27, 38-42; based on MIP – 16-20, 56-60, 62-66, 76-60
– other precision crew member stuck @ badging station
No information submitted; NASA RAM's in meeting?
0955 – ALF onsite
1000 – talked to Mike Deliz – submitted badging form & ok w/ sampling intervals
1140 – Chris, Keith, Alex, Rebecca off site for lunch
1215 – return to site – other precision team member onsite – TJ
1615 – grout pump shows up @ badging station (closed) – Chris & Theron leave site to pick it up)

Plans/Future Activities

DPT sampling intervals – 6-10, 23-27, 38-42 based on CMS

DPT070 & 071 – 100 ft out from MP011 & MP014

1720 – Theron & Chris back onsite w/ grout pump
1745 – Chris & Keith leave site (collected 14 DPT samples)
1920 – both grout pumps busted → do not have 4 sets of screws
– leaving site

[signature] 7/7/08
Signature/Date

j:\admnshare\rem-form\DAILY.XLS

Water Quality Meter Calibration Form

Site Name: LC34 **Personnel:** R Dapolito

Location: CCAFS, FL

Date: 07/07/08

Calibration Standards Lot Numbers and Expiration Date					
Standard	Lot / Exp. Date	Standard	Lot / Exp. Date	Standard	Lot / Exp. Date
pH=4.0	020160-7AJ114 / 11/08			Auto Cal	7 289-01 / 12-09
pH=7.0	0292 / 12-12			Zero DO	0366 / 01-2013
pH=10.0	020180-7HG02 / 09-08			1.0 NTU	P7 83966 / 04-2009
240 mV	G2643 / 02-2013			10.0 NTU	P7 84629 / 04-2009
1413 µS/cm	P7 83659 / 04-09				

Meter make/Model and SN: Hydrolab 422	pH 4 (standard units)	pH 7 (standard units)	pH 10 (standard units)	ORP	Cond. µS/cm @ 4.49	DO (Zero) mg/L	DO (mg/L) / Temp.
Pre-calibration Reading	0.44				4.41	0.00	8.43 / 24.39
Post-calibration Reading	—				4.49	0.00	8.30 / 24.39

R10330 pH mV failed

R2401

Meter make/Model and SN: Lamotte 2020	1.0 NTU	10 NTU	NTU	NTU	Comments
Pre-calibration Reading	0.95	11			
Post-calibration Reading	1.1	10			

QSA101 207

Meter make/Model and SN: YSI 556	pH 4 (standard units)	pH 7 (standard units)	pH 10 (standard units)	ORP (240mV)	Cond. µS/cm	DO (Zero) mg/L	DO (mg/L) / Temp.
Pre-calibration Reading	3.85	7.24	10.05	239.9	1458		8.03 / 24.79
Post-calibration Reading	4.00	7.00	10.01	240.0	1413		8.30 / 24.72

Meter make/Model and SN: Lamotte 2020e	1.0 NTU	10 NTU	NTU	NTU	Comments
Pre-calibration Reading	1.29	12.0			
Post-calibration Reading	1.06	9.97			

RD Cond 7/7/08

Signature/Date

DPT GEOCHEMICAL DATA FORM
DPT Location:

Project Number: F00552
Date: 7/7/08

	DPT Location	Sample Depth	pH std units	Conductivity mS/cm	Turbidity NTUs	Diss. O_2 mg/L	Temp deg. C	Salinity %	TDS g/L	ORP mV
09:13 AM	070	6-10	7.43	0.648	143	1.05	27.43	0.31	0.415	-92.1
09:16			7.33	0.615	15.1	0.97	25.96	0.30	0.398	-77.5
09:18			7.30	0.607	8.20	0.97	25.75	0.29	0.394	-73.5
09:32	070	16-20	7.47	0.600	2009	0.38	28.10	0.29	0.390	-209.9
09:35			7.50	0.593	553	0.06	26.66	0.29	0.385	-197.3
09:38			7.49	0.587	434	0.06	26.18	0.28	0.381	-193.4
09:52	070	23-27	7.66	1.355	47.8	0.37	27.70	0.67	0.872	-233.4
09:55			7.77	1.279	781	0.09	26.19	0.64	0.831	-361.4
09:58			7.78	1.276	193	0.06	25.85	0.63	0.829	-626.7
10:16	"	38-42	7.97	2.509	1325	0.18	28.33	1.29	1.643	-247.5
10:19			8.04	2.539	640	0.08	26.94	1.31	1.653	-267.7
10:22			8.05	2.547	674	0.05	26.51	1.31	1.655	-291.7
11:05	"	56-60	8.17	2.289	~~1208~~	0.29	29.78	1.17	1.492	-182.4
11:08			8.11	2.319	984	0.16	27.31	1.18	1.508	-210.4
11:11			8.09	2.317	440	0.17	27.07	1.18	1.506	-213.0
12:32	"	62-66	8.08	2.363	1202	0.11	30.34	1.21	1.545	-238.9
12:35			8.08	2.402	4503	0.09	28.50	1.22	1.558	-239.7
12:38			8.06	2.401	1627	0.09	28.40	1.23	1.561	-236.9
13:15	"	76-80	8.25	2.257	*	0.22	30.07	1.15	1.465	-240.6
13:18			8.21	2.283	↑	0.12	29.41	1.16	1.488	-262.9
13:21			8.18	2.302	↓	0.10	28.77	1.17	1.497	-264.9

Note: Insert units if not provided on sheet.

J:\adminshr\rem-frm\DPTFRM.XLS

6-10, 23-27, 38-42 - based on CMS * out of range

16-20, ~~56-60~~, 62-66, 76-80

DPT GEOCHEMICAL DATA FORM

DPT Location: 071

Project Number: FO 0552

Date: 7/7/05

	DPT Location	Sample Depth	pH std units	Conductivity mS/cm	Turbidity NTUs	Diss. O_2 mg/L	Temp deg. C	Salinity %	TDS g/L	ORP mV
13:34	071	6-10	7.82	.636	*	0.21	30.30	0.30	0.407	-168.8
14:37			7.60	0.598	395	0.32	28.42	0.29	0.387	-148.1
14:40			7.52	0.588	145	0.40	27.87	0.28	0.382	-135.0
15:13	071	16-20	7.41	1.230	1944	0.40	31.83	0.60	0.792	-196.0
15:16			7.40	1.180	631	0.12	29.24	0.58	0.765	-191.7
15:19			7.36	1.152	349	0.09	27.72	0.57	0.747	-184.8
15:32	071	22-27	7.85	2.325	71.1	0.24	29.86	1.19	1.521	-219.5
15:35			7.86	2.356	1288	0.09	27.75	1.20	1.532	-248.6
15:38			7.85	2.346	1233	0.08	27.66	1.20	1.526	-260.3
15:52	071	38-42	7.96	3.774	1055	0.45	29.64	2.01	2.499	-244.8
15:55			7.96	3.969	73.1	0.10	27.82	2.09	2.581	-268.2
15:58			7.96	3.985	4064	0.09	27.60	2.10	2.592	-273.9
16:18	071	56-60	8.19	2.427	*	0.18	31.66	1.21	1.546	-246.1
16:21			8.12	2.326	*	0.19	28.64	1.19	1.514	-249.6
16:24			8.09	2.324	*	0.20	28.06	1.19	1.512	-250.0
17:00	071	62-66	8.15	2.400	*	1.16	29.25	1.22	1.560	-239.5
17:02			8.08	2.428	*	0.22	28.16	1.24	1.582	-238.1
17:04			8.04	2.448	*	0.23	27.82	1.25	1.593	-237.5
17:31	071	76-80	8.14	2.353	*	2.27	27.93	1.19	1.517	-222.1
17:33			8.13	2.322	*	0.29	27.65	1.19	1.518	-244.8
17:35			8.12	2.335	*	0.23	27.20	1.19	1.519	-255.7

Note: Insert units if not provided on sheet.

J:\adminshr\rem-frm\DPTFRM.XLS

TURBIDITY - 2020

* = out of range

~~6-10~~, ~~22-27~~ 23-27, ~~35-42~~

16-20, ~~56-60~~, ~~62-66~~, 76-80

GeoSyntec Consultants **DAILY FIELD REPORT** Page 1 of 1

Project: LC34 Date: 07/08/2008
Project No.: F00552 Task No.:
Contractors: Precision Drilling - Giovanni Borrero, Chris Hossell, Bill Hammond, Thomas Jones, Thomas Stanford
EDS - Chris Phelps + Keith Olsen ALF - Dale Schamp

Work Performed

Well Installation:
Soil Borings:
DPT: X GW sampling
Well Inventory:
Other: X MIP/CPT

Sampling Soil:
Sampling SW/Sediment:
Sampling Monitor Wells:
Sampling Hazardous Waste:
Sampling Drums:

Observations/Issues of Concern

0545 - @ office calibrate equipment + pack vehicle
0700 - on-site - Precision sampling onsite already
- called duty office - OK to dig - Magra onsite
0715 - EDS onsite
DPT072 + 073 - 100 ft step outs from DPT070 + 071
sampling intervals 16-20, 25-27, 56-60, 62-66, 76-80
- Not doing 6-10 or 38-42 based on data from yesterday (clean)
- 0825 - called Mike Deliz + left message about sampling intervals + locations
- MP021 - ~100ft off corner of slab in direction of MP013 (in area that was cleared)
- attempted to grout MP015 - grout pump broke ~0930
1000 - ALF onsite
1130 - Magra + EDS offsite for lunch
1145 - left site for lunch
1210 - Magra + EDS onsite
1210 - back onsite
1400 - Mike Deliz onsite - discussed MIP plan for tomorrow -

Plans/Future Activities

will focus on samples on slab - 3 MP samples
phase II ~1800 → over ~30min
- 1715 left site
- 16 DPT samples to ALF DPT073, DPT072, DPT074, DPT075 (1 sample)

[signature] 07/08/2008
Signature/Date

j:\admnshare\rem-form\DAILY.XLS

Water Quality Meter
Calibration Form

Site Name: LC34 **Personnel:** R Dapreto
Location: CCAFS, FL
Date: 7/8/08

Calibration Standards Lot Numbers and Expiration Date					
Standard	Lot / Exp. Date	Standard	Lot / Exp. Date	Standard	Lot / Exp. Date
pH=4.0	020150-7AJ114 / 12-2008			240mV	232 / 03-2009
Auto Cal	7289-01 / 12-2009			1.0NTU	P783966 / 04-2009
pH=7.0	0292 / 12-2012			10.0NTU	P784629 / 04-2009
pH=10.0	020180-7HG012 / 09-2008				
1413 uS/cm	P783659 / 04-2009				

R10330

Meter make/Model and SN: Horiba U22	pH 4 (standard units)	pH 7 (standard units)	pH 10 (standard units)	ORP	Cond. µS/cm	DO (Zero) mg/L	DO (mg/L) / Temp.
Pre-calibration Reading	3.41	8.4			4.61	0.00	8.42 / 22.13
Post-calibration Reading	4.00	7.00			4.48	0.00	8.61 / 22.10

Meter make/Model and SN: 2020 LaMotte	1.0 NTU	10 NTU	NTU	NTU	Comments
Pre-calibration Reading	0.85	9.9			- New Horiba arriving today
Post-calibration Reading	1.1	10			

08A101
237

Meter make/Model and SN: YSI 556	pH 4 (standard units)	pH 7 (standard units)	pH 10 (standard units)	ORP	Cond. µS/cm	DO (Zero) mg/L	DO (mg/L) / Temp.
Pre-calibration Reading	4.24	6.79	10.09	241.9	1321		8.43 / 22.88
Post-calibration Reading	4.00	7.00	10.02	240.0	1413		8.61 / 22.87

Meter make/Model and SN: 2020 LaMotte	1.0 NTU	10 NTU	NTU	NTU	Comments
Pre-calibration Reading	~~0.77~~ ~~0.85~~ 1.08	~~9.9~~ 8.75			
Post-calibration Reading	0.95	10.01			

[signature] 7/08/08
Signature/Date

DPT GEOCHEMICAL DATA FORM
DPT Location: LC34 – DPT72

Project Number: F00552
Date: 7-8-08

	DPT Location	Sample Depth	pH std units	Conductivity mS/cm	Turbidity NTUs	Diss. O_2 mg/L	Temp deg. C	Salinity %	TDS g/L	ORP mV
		18'								
0850	72	16-20	7.5	1.66	980	0.28	28.53	0.85	1.078	-219.5
0853	@18'	16-20	7.5	1.615	650	0.24	27.30	0.81	1.0	-207.9
0857		16-20	7.5	1.609	420	0.22	26.79	0.81	1.05	-200.1
@ 0900		16-20	7.46	1.604	290	0.20	26.61	0.80	1.03	-198.8
*	0900	sample	DPT	72-@18'	VOCs	mobile	lab		VC/R	
0912 –	72	23-27	7.85	2536	512	0.16	28.06	1.31	1.657	-212.1
0915		23-27	7.80	2.598	1419	0.19	26.28	1.34	1.690	-210.1
0918		23-27	7.79	2.599	1206	0.19	26.08	1.34	1.690	-208.7
*	0920	@25'	sample	VOCs	mobile	lab			lt grey	
0953	72	56-60	8.19	2.438	>999	3.9	29.62	1.26	1.583	-226.7
0955		56-60	8.17	2.463	981	0.22	28.55	1.26	1.600	-235.6
0958		56-60	8.14	2.472	629	0.18	28.00	1.26	1.607	-239.9
1000 *	72	@58'	sample	VOCs	mobile	lab			milky	grey
1024	72	62-66	8.11	2.551	699	1.10	29.58	1.31	1.657	-231.0
1028		62-66	8.11	2.564	390	0.29	28.56	1.39	1.667	-238.8
1032		62-66	8.10	2.571	132	0.21	28.23	1.52	1.671	-243.0
1035 *	DPT 72-	@64'	sample	for VOCs	mobile	lab				
1058 – 1101		76-80	8.28	2.450	79999	1.20	30.30	1.26	1.602	-238.2
1103		76-80	8.22	2.470	>9999	0.44	29.57	1.27	1.606	-258.1
1107		76-80	8.19	2.486	~~>9999~~ 384	0.18	29.14	1.27	1.618	-261.4
1110 *	DPT 72-	@78'	sample	for VOCs	384	0.18	lab		lt grey	grey

Note: Insert units if not provided on sheet.

J:\adminshr\rem-frm\DPTFRM.XLS

DPT GEOCHEMICAL DATA FORM
DPT Location:

Project Number: F00552
Date: 7-8-08

	DPT Location	Sample Depth	pH std units	Conductivity mS/cm	Turbidity NTUs	Diss. O_2 mg/L	Temp deg. C	Salinity %	TDS g/L	ORP mV
1255	73	16-20	7.54	0.770	255	0.22	28.80	0.37	0.497	-187.0
1258		16-20	7.48	0.758	317	0.13	27.47	0.37	0.493	-183.4
1300		16-20	7.42	0.755	352	0.12	27.00	0.37	0.490	-181.7
1302		cd	sampled 73@	18' for	VOCs	via mobile	lab			
1325	73	~~23-27~~	7.65	0.828	54.7	1.60	29.68	0.40	0.542	-207.7
1327		23-27	7.52	0.830	287	0.29	28.17	0.40	0.538	-196.7
1329			7.49	0.826	253	0.17	27.94	0.40	0.537	-195.3
1330	73@	25'	sampled	VOCs	mobile	lab				
1358	73	56-60	8.05	2.455	>999	0.12	29.07	1.26	1.591	-242.7
1400		56-60	8.03	2.463	116	0.09	28.20	1.26	1.595	-242.0
1403		56-60	8.03	2.451	257	0.08	27.74	1.25	1.584	-240.8
1405	DPT73@	58'	sampled	VOCs	mobile	lab		Qt	grey	
1430	73	62-66	8.09	2.515	121	1.26	27.98	1.28	1.622	-244.3
32		62-66	8.03	2.537	108.4	0.18	27.16	1.30	1.647	-242.2
34		62-66	8.01	2.537	160	0.14	26.92	1.30	1.650	-240.2
36	sample @ 64'		for	VOCs				Qt	grey	
1504	73	76-80	8.18	2.419	>999	7.31	28.13	1.21	1.551	-252.5
06		76-80	8.16	2.449	>999	0.15	27.49	1.25	1.585	-262.8
08		76-80	8.13	2.461	>999	0.09	27.37	1.25	1.591	-265.0
1510	sampled - 78'		for	VOCs				silky	grey	

Note: Insert units if not provided on sheet.

DPT GEOCHEMICAL DATA FORM

DPT Location: DPT 74- LC34

Project Number: F00552

Date: 07/08/08

time	DPT Location	Sample Depth	+ pH std units	Conductivity m S/cm	Turbidity NTUs	Diss. O_2 mg/L	Temp deg. C	Salinity %	TDS g/L	ORP mV
1133	074	16-20	10.45	1.49	*>999	0.93	27.64	0.1	0.9	-157
1135			10.46	1.44	↑	0.00	26.67	0.1	0.9	-155
1137			10.49	1.42	↓	0.00	26.17	0.1	0.9	-161
1212	074	23-27	13.22	2.50	*>999	0.37	27.75	0.1	1.6	-252
1214			13.03	2.52	↑	0.00	26.89	0.1	1.6	-259
1216			12.96	2.52	↓	0.00	26.48	0.1	1.6	-266
1315	074	62-66	11.93	2.62	*>999	1.40	28.59	0.1	1.6	-269
1317			12.54	2.61	↑	0.31	27.42	0.1	1.7	-290
1319			12.64	2.63	754	0.00	26.79	0.1	1.7	-293
1416	074	67-71	12.04	2.66	>999	0.24	26.52	0.1	1.7	-226
1418			11.59	2.67	>999	0.0	26.24	0.1	1.7	-218
1419			11.42	2.67	>999	0.0	26.17	0.1	1.7	-214
1420	sample 69									
1520	074	76-80	11.30	2.60	>999	0.81	29.53	0.1	1.7	-252
1522			11.58	2.60	↑	0.00	26.77	0.1	1.6	-226
1524			11.20	2.52	↓	0.00	26.42	0.1	1.6	-219

Note: Insert units if not provided on sheet.

J:\adminshr\rem-frm\DPTFRM.XLS

16-20, 23-27, 62-66, 67-71, 76-80

* out of range

+ pH meter on Horiba [illegible]

DPT GEOCHEMICAL DATA FORM

DPT Location: LC 34 - KSC PL (ft bls) DPT 75

Project Number: F00552

Date: 7-8-08

	DPT Location	Sample Depth	pH std units	Conductivity mS/cm	Turbidity NTUs	Diss. O_2 mg/L	Temp deg. C	Salinity ~~%~~	TDS g/L	ORP mV
1640	75	16-20	7.91	1.437	217	0.23	27.13	0.19	0.932	-222.1
1643		16-20	7.77	1.418	415	0.13	26.63	0.71	0.920	-212.0
1645		16-20	7.67	1.405	376	0.09	26.18	0.70	0.912	-204.5
1647	Sample 18'									
7-9-08	Resume at DPT-75									
0740		23-27	8.03	2.258	>9999	1.02	26.03	1.15		
43		23-27	7.99	2.257	1999	0.33	26.00	1.15		-203.2
0745		23-27	7.98	2.258	1331	0.11	25.23	1.15	1.463	-231.0
	0747- Sample for VOCs DPT-75 @ 25'									
0819	DPT75	56-60	8.16	2.330	>9999	0.65	26.52	1.20	1.518	-208.4
21		56-60	8.13	2.338	>9999	0.17	26.24	1.23	1.562	-230.1
23		56-60	8.07	2.421	8652	0.12	26.04	1.24	1.572	-233.0
0825	Sample for VOCs DPT75 @ 58' —									
0852	DPT75	62-66	8.37	2.386	—	0.57	27.62	1.23	1.566	-223.6
54		62-66	8.22	2.428	—	0.17	27.39	1.24	1.577	-229.0
56		62-66	8.16	2.445	3331	0.10	27.09	1.25	1.591	-235.7
	0858- @ 64' Sample for VOCs									
0946		76-80	8.13	2.408	—	0.18	29.44	1.23	1.566	-231.2
48		76-80	8.12	2.427	—	0.13	29.38	1.24	1.576	-240.2
50		76-80	8.11	2.435	—	0.10	29.10	1.24	1.581	-245.1
	DPT75 @ 78' for VOCs @ 0952									

Note: Insert units if not provided on sheet.

J:\adminshr\rem-frm\DPTFRM.XLS

GeoSyntec Consultants **DAILY FIELD REPORT** Page 1 of 1

Project: LCJ4 Date: 07/09/02
Project No.: FØØ552 Task No.:
Contractors: Precision Sampling - Thomas Stanford, Giovanni _____, Thomas Jones, Bill
EDS - Chris Phelps & Keith Olsen ALF - Dale Schamp, Chris Harrell

Work Performed

Well Installation: _____
Soil Borings: _____
DPT: X GW sampling
Well Inventory: _____
Other: X MIP / CPT

Sampling Soil: _____
Sampling SW/Sediment: _____
Sampling Monitor Wells: _____
Sampling Hazardous Waste: _____
Sampling Drums: _____

Observations/Issues of Concern

0600 - @ office - calibrate equipment → email new data out
0715 - on site - precision sampling here (granted MP021)
- boring locations on slab
started DPT076 in woods on "road" ~ ft from MW52
Margo continuing step outs from MP011 & MP014
0930 - ALF on site
MP023 on slab (MP024 + MP025 on slab)
~1145 - left site for lunch
~1320 - left site

Mike Bellis on site to pick new locations

Plans/Future Activities

MIPs remaining to grant MP020 (trim); MP015, MP016, MP018 (on slab) → transducers

complete DPT076, DPT078, DPT077, DPT075
started DPT079 (20 samples for PST to mobile lab; 6 from air sparger system)
completed MP023 - MP025

07/09/02
Signature/Date

Water Quality Meter
Calibration Form

Site Name: LC34
Location: CCAFS, FL
Date: 07/09/08

Personnel: R Daprato
R Cook Hawes

Calibration Standards Lot Numbers and Expiration Date					
Standard	Lot / Exp. Date	Standard	Lot / Exp. Date	Standard	Lot / Exp. Date
pH=4.0	020150-7AJ114 / 11-2008			1413 µS/cm	P783659 / 04-2009
pH=7.0	0292 / 12-2012			Auto Cal	7289-01 / 12-2009
pH=10.0	020170-7HG012 / 09-2008			1.0 NTU	P783961 / 04-2009
Zero DO	0366 / 01-2012			10 NTU	P784629 / 04-2009
240mV	1232 / 03-2009				

08A101
237

Meter make/Model and SN: YSI 556	pH 4 (standard units)	pH 7 (standard units)	pH 10 (standard units)	ORP	Cond. µS/cm	DO (Zero) mg/L	DO (mg/L) / Temp.
Pre-calibration Reading	4.10	6.87	10.22	231.4	1432		8.72 / 23.08 °C
Post-calibration Reading	4.00	7.00	10.03	240	1413		8.57 / 23.14 °C

R2401

Meter make/Model and SN: Lamotte 2020	1.0 NTU	10 NTU	NTU	NTU	Comments
Pre-calibration Reading	1.4	13			
Post-calibration Reading	1.0	9.9			

R10330

Meter make/Model and SN: 622 Horiba	pH 4 (standard units)	pH 7 (standard units)	pH 10 (standard units)	ORP	Cond. µS/cm	DO (Zero) mg/L	DO (mg/L) / Temp.
Pre-calibration Reading	—	—	—		4.38	0.0	—
Post-calibration Reading	—	—	—		4.48	0.0	—

2020e
R9377

Meter make/Model and SN: Lamotte	1.0 NTU	10.0 NTU	NTU	NTU	Comments
Pre-calibration Reading	0.91	9.98			
Post-calibration Reading	1.03	12.9			

[signature] 7/09/08
Signature/Date

DPT GEOCHEMICAL DATA FORM

DPT Location: DPT076 - LC34

Project Number: F06552

Date: 07/29/08

DPT Location	Sample Depth	pH std units	Conductivity mS/cm	Turbidity NTUs	Diss. O_2 mg/L	Temp deg. C	Salinity %	TDS g/L	ORP mV
fini									
0808	076	16-20	10.03+	1.82	>999*	0.60	24.03	0.1	1.2	-158
0810			10.44	1.77	↕	0.00	25.53	0.1	1.1	-170
0812			10.55	1.75	↓	0.00	25.28	0.1	1.1	-176
0831	076	23-27	12.38+	2.86	>999*	0.95	26.32	0.1	1.8	-260
0833			12.34	2.99	↕	0.00	25.71	0.1	1.9	-259
0835			12.40	2.98	↓	0.00	25.47	0.1	1.9	-262
0912	076	62-66	12.70+	2.55	>999*	0.87	27.01	0.1	1.6	-265
0914			13.06	2.54	↕	0.00	26.39	0.1	1.6	-279
0916			13.07	2.54	↓	0.00	26.24	0.1	1.6	-283
1001	076	67-71	13.13+	2.41	>999*	0.85	27.49	0.1	1.5	-269
1003			13.01	2.48	↕	0.00	27.13	0.1	1.6	-263
1005			12.84	2.61	↓	0.00	26.80	0.1	1.7	-256
1058	076	76-80	13.67+	2.28	>999*	0.95	28.53	0.1	1.5	-282
1100			12.58	2.58	↕	0.00	26.58	0.1	1.6	-279
1102			12.42	2.48	↓	0.00	26.31	0.1	1.6	-276

Note: Insert units if not provided on sheet.

J:\adminshr\rem-frm\DPTFRM.XLS

* out of range

+ pH meter not functioning properly

DPT GEOCHEMICAL DATA FORM

DPT Location: LC34 DPT 77 (+DLS)

Project Number: F0552

Date: 7-9-08

	DPT Location	Sample Depth	pH std units	Conductivity mS/cm	Turbidity NTUs	Diss. O_2 mg/L	Temp deg. C	Salinity -%	TDS g/L	ORP mV
1033	77	16-20	7.70	0.686	6803	0.19	30.10	0.33	0.448	-104.4
35		16-20	7.65	0.675	2015	0.14	29.30	0.33	0.440	-159.6
37		16-20	7.58	0.668	1134	0.10	28.38	0.32	0.434	-195.4
1040	DPT 77	@ 18'	sample	for VOCs						
50		23-27	7.86	1.334	>9999	0.10	29.02	0.66	0.867	-214.6
52		23-27	7.83	1.328	1702	0.06	27.51	0.66	0.864	-210.4
54		23-27	7.83	1.325	934	0.06	27.02	0.66	0.862	-209.8
1100	DPT 77	@ 25'								
1116		56-60	8.4	2.287	—	0.11	30.54	1.10	1.504	-204.6
18		56-60	8.06	2.393	—	0.09	30.54	1.21	1.551	-215.3
20		56-60	8.02	2.418	—	0.09	28.18	1.23	1.570	-210.1
1125	DPT 77	@ 58'								
1247		62-66	8.16	2.427	—	0.15	3020	1.23	1.570	-237.6
49		62-66	8.12	2.453	6881	0.09	28.18	1.25	1.594	-243.4
51		62-66	8.11	2.451	1136	0.09	28.43	1.25	1.593	-243.7
1255	DPT 77	@ 64'								
1328		76-80	8.17	2.448	>999	0.32	29.25	1.25	1.591	-252.5
30		76-80	8.16	2.451	— "	0.13	29.09	1.25	1.593	-259.4
32		76-80	8.13	2.453	5273	0.10	28.73	1.25	1.595	-256.3
	DPT 77	@ 78'	1335							

Note: Insert units if not provided on sheet.

J:\adminshr\rem-frm\DPTFRM.XLS

DPT GEOCHEMICAL DATA FORM

DPT Location: DPT078-LC04

Project Number: F04552

Date: 07/09/04

DPT Location	Sample Depth	pH std units	Conductivity S/cm	Turbidity NTUs	Diss. O_2 g/L	Temp deg. C	Salinity %	TDS g/L	ORP mV
1352 078	16-20	11.05†	1.84	>999*	0.81	27.22	0.1	1.2	-134
1355		10.87	1.81	↑	0.00	26.51	0.1	1.2	-125
1358		10.80	1.82	↓	0.00	26.35	0.1	1.2	-138
Sample collected @ 1400									
1416 078	22-27	11.75†	1.89	>999*	0.0	26.96	0.1	1.2	-202
1419		11.80	1.90	↑	0.0	26.91	0.1	1.2	-204
1420		11.78	1.90	↓	0.0	26.70	0.1	1.2	-204
Sample collected @ 1422									
1513 078	62-66	12.97†	2.65	>999*	0.05	27.72	0.1	1.7	-260
1517		12.96	2.55	↑	0.00	27.50	0.1	1.6	-261
1519		12.12	2.54	↓	0.00	27.29	0.1	1.6	-260
Sample collected @ 1519									
	6								
1613 078	67-71	12.12†	2.55	>999*	0.57	28.05	0.1	1.6	-280
1615		12.78	2.69	↑	0.00	27.24	0.1	1.6	-229
1617		12.50	2.68	↓	0.00	27.18	0.1	1.7	-232
Sample collected @ 1617									
1704 078	76-80	12.29†	2.70	>999*	1.10	27.21	0.1	1.7	-241
1706		12.87	2.67	↑	0.00	27.25	0.1	1.7	-258
1708		12.72	2.67	↓	0.00	27.99	0.1	1.7	-260
Sample collected 1708									

Note: Insert units if not provided on sheet.

J:\adminshr\rem-frm\DPTFRM.XLS

* out of range

† pH meter not functioning properly

DPT GEOCHEMICAL DATA FORM

DPT Location: LC34 – DPT 79
VOC analysis/mobile lab

Project Number: FO 0552
Date: 7-9-08

	DPT Location	Sample Depth	pH std units	Conductivity mS/cm	Turbidity NTUs	Diss. O_2 mg/L	Temp deg. C	Salinity %	TDS g/L	ORP mV
	79	16-20	7.57	0.668	–	0.08	29.29	0.32	0.432	-191.4
1445		16-20	7.57	0.667	1574	0.08	28.40	0.32	0.432	-189.1
1447		16-20	7.43	0.658	1462	0.06	28.37	0.32	-0.428	-189.4
1450		@18'								
1500	79	23-27	7.79	1.058	1661	0.12	29.90	0.52	0.691	-211.2
1502		23-27	7.75	1.041	7720	0.07	28.06	0.51	0.680	-210.4
1505		23-27	7.74	1.039	2189	0.07	27.46	0.51	0.676	-205.7
* 1508		@25'								
1612	79	56-60	8.09	2.330	–	0.12	32.20	1.16	1.500	-210.5
14		56-60	8.08	2.419	–	0.07	29.72	1.28	1.569	-215.5
16		56-60	8.06	2.423	–	0.07	29.42	1.23	1.574	-224.2
* 1620	–	@58'	sample							
1647	79	62-66	8.09	2.495	–	2.26	29.87	1.27	1.624	-205.2
1649		62-66	8.07	2.518	–	0.90	28.64	1.29	1.638	-217.5
1651		62-66	8.05	2.525	1517	0.42	28.30	1.29	1.644	-222.6
* 1655	sample 64'									
		7-10-08		Resume at		DPT 79				
0800							2			
	DPT 79	71-75	7.60	2.520	>9999	1.00	25.87	1.30	1.639	-192.7
0803		71-75	7.68	2.530	377	0.17	25.94	1.30	1.649	-200.9
0805		71-75	7.79	2.558	181	0.13	25.84	1.31	1.660	-207.0
	@	73'	0810							
0843	DPT 79	76-80	8.22	2.467	754	2.30	26.93	1.26	1.590	-219.7
0845		76-80	8.22	2.427	899	0.19	26.70	1.24	1.578	-233.8
0847		76-80	8.22	2.435	1015		26.75	1.25	1.583	-245.1
0850*	Sampled @ 78' @ 0850									

Note: Insert units if not provided on sheet.

J:\adminshr\rem-frm\DPTFRM.XLS

GeoSyntec Consultants **DAILY FIELD REPORT** Page 1 of 1

Project: FO 0552 LC34 Date: 7-10-08
Project No.: Task No.:
Contractors: Precision sampling, ~~EDR~~ EDS - Chris Phelps & Keith Olew
(Ground water) - Theron Stanford, Bill Hammond ALF - Dale Schamp

Work Performed

Well Installation:
Soil Borings:
DPT: 079, 080, 081
Well Inventory:
Other:

Sampling Soil:
Sampling SW/Sediment:
Sampling Monitor Wells:
Sampling Hazardous Waste:
Sampling Drums:

Observations/Issues of Concern

0600 @ office - calibrate equipment
0730 onsite drillers & mobile lab not on site & called duty station
Ground water protection drill rig had to be jumped, hand auger 3 holes for DPT80
10:00am mobile lab onsite after fixing 2 flat tires
1210 - Angel offsite 1145 - Rebecca onsite

1300 - called Paul Ingram w/ Hertz - will take generator off the clock tomorrow @ end of day but can't pick up until Mon or Tue
Pam called Glover Oil & will pick up the AST tomorrow afternoon after 3pm
left site ~ 1930

Plans/Future Activities

completed DPT 079, DPT080, DPT081, DPT82, (21 samples)
started DPT 083

[signature] 7/10/08
Signature/Date

j:\admnshare\rem-form\DAILY.XLS

Water Quality Meter Calibration Form

Site Name: LC34 **Personnel:** Angel Martin
Location: CCAFS, FL
Date: 7-10-08

Calibration Standards Lot Numbers and Expiration Date					
Standard	Lot / Exp. Date	Standard	Lot / Exp. Date	Standard	Lot / Exp. Date
(#) pH 4.0, NTU 0.0, 4.49 ms/cm		Lot No. 7289-01 Exp: 12/01/09			
pH 4.0	020150-7AJ114 11/08	ORP	G2643 2/2013		
pH 7.0	6250 9/30/08	Conductivity	1413 µS/cm P783659 4/09		
pH 10.0	020180-7H6012 9/08	(#) Zero	Oxygen 0366 exp 01/2013		

Meter make/Model and SN: YSI 556 MPS 08A101237	pH 4 (standard units)	pH 7 (standard units)	pH 10 (standard units)	ORP	Cond. µS/cm	DO (Zero) mg/L	DO (mg/L) / Temp.
Pre-calibration Reading	4.29	6.65	9.79	247.1	1,399	100.3%	23.48°C 8.52
Post-calibration Reading	3.98	6.94	10.03	240.0	1,414	100.1%	8.49

Meter make/Model and SN: LaMotte 2020e 0221-2897	0 NTU	NTU	NTU	NTU	Comments
Pre-calibration Reading	3.01				
Post-calibration Reading	0.00				

Meter make/Model and SN: Horiba U-22 R8954	pH 4 (standard units)	pH 7 (standard units)	pH 10 (standard units)	ORP	Cond. µS/cm	DO (Zero) mg/L	DO (mg/L) / Temp.
Pre-calibration Reading	4.08			216	0.502	10.96	23.9°C 8.23
Post-calibration Reading	4.00			239	0.449	0.01	23.90°C 8.34

Meter make/Model and SN: LaMotte 2020	NTU	NTU	NTU	NTU	Comments
Pre-calibration Reading	0.08				
Post-calibration Reading	0.00				

Angel Martin 7-10-08
Signature/Date

DPT GEOCHEMICAL DATA FORM
DPT Location: DPT 080

Project Number: FO 0552
Date: 07-10-08

DPT Location	Sample Depth	pH std units	Conductivity S/cm	Turbidity NTUs	Diss. O_2 g/L	Temp deg. C	Salinity %	TDS g/L	ORP mV	Color
DPT 80	16-20									
(9:00)	~~[illegible]~~	7.25	0.152	898	1.11	26.77	0.1	1.0	-236	gray turbid
(9:05)	~~[illegible]~~	7.5	0.145	800	0.13	26.04	0.1	1.0	-229	gray
(9:08)	~~[illegible]~~	7.53	0.149	550	0.05	25.80	0.1	1.0	-227	"
(9:10)	~~[illegible]~~	7.53	0.149	500	0.02	25.66	0.1	1.0	-224	"
080	23-27									
(9:30)	"	8.13	0.299	*	1.04	28.13	0.1	1.9	-276	gray turbid
(9:34)	"	8.13	0.298	*	0.08	27.05	0.1	1.9	-309	"
(9:36)	"	8.10	0.300	*	0.03	26.82	0.1	1.9	-332	
(9:38)	"	8.06	0.301	Er3*	0.00	26.72	0.1	1.9	-433	
080	62-66									
(10:10)	"	8.26	0.234	*	1.08	29.16	0.1	1.5	-276	gray turbid
(10:13)	"	8.24	0.244	*	0.12	27.48	0.1	1.6	-283	"
(10:16)	"	8.22	0.247	Er3*	0.05	26.68	0.1	1.6	-277	"
(10:20)	"	8.18	0.247	550	0.04	26.49	0.1	1.6	-259	
080	67-71									
(10:03)	"	8.30	0.237	*	0.72	30.68	0.1	1.5	-285	gray
(10:05)		8.24	0.251	*	0.15	29.23	0.1	1.6	-284	"
(10:07)		8.20	0.253	*	0.07	28.49	0.1	1.6	-279	"
(10:10)		8.18	0.256	*	0.04	28.13	0.1	1.6	-271	"
080	76-80									
(10:54)		8.21	0.231	*	1.68	38.54	0.1	1.5	-252	gray
(10:56)		8.24	0.248	*	0.33	30.44	0.1	1.6	-278	"
(10:58)		8.23	0.252	*	0.18	28.86	0.1	1.6	-275	
(11:00)		8.19	0.252	*	0.12	28.65	0.1	1.6	-262	

Time

Note: Insert units if not provided on sheet. * = out of range

J:\adminshr\rem-frm\DPTFRM.XLS

DPT GEOCHEMICAL DATA FORM
DPT Location: LC84- DPT 81 SD DPT 73 WD 79

Project Number: F04552
Date: 7-10-08

	DPT Location	Sample Depth	pH std units	Conductivity m S/cm	Turbidity NTUs	Diss. O_2 mg/L	Temp deg. C	Salinity %	TDS g/L	ORP mV
	DPT 81									
1004		16-20	7.91	0.721	464	1.20	29.28	0.35	0.470	-202.8
1003		16-20	7.76	0.683	481	0.13	28.26	0.33	0.446	-204.0
1001		16-20	7.71	0.677	395	0.10	27.87	0.33	0.441	-197.6
1010	Sample	@ 18'								
1021	OB1	23-27	7.95	1.046	384	3.31	28.22	0.81	0.680	-196.2
23		23-27	7.93	1.045	403	0.48	27.88	0.57	0.680	-202.7
25		23-27	7.90	1.042	405	0.25	26.90	0.51	0.678	-204.3
1030	Sample	@ 25'								
1046	OB1	56-60	8.12	2.443	>9999	2.16	28.75	1.25	1.585	-201.9
1048		56-60	8.14	2.459	1052	0.49	28.00	1.26	1.596	-207.5
1050		56-60	8.07	2.461	379	0.12	27.54	1.26	1.608	-206.3
1055	Sample	58'								
1115	OB1	62-66	8.32	2.523	265	1.36	30.26	1.29	1.637	-193.1
17		62-66	8.29	2.512	243	0.14	29.22	1.25	1.635	-232.1
19		62-66	8.28	2.512	377	0.08	28.93	1.28	1.633	-237.9
1122	Sample	@ 65'								
1302	OB1	71-75	8.35	2.525	370	0.18	29.27	1.29	1.640	-213.3
1304		71-75	8.29	2.526	469	0.10	28.50	1.29	1.642	-222.2
1306		71-75	8.22	2.527	519	0.09	28.09	1.30	1.643	-222.8
1308	Sample	@ 73'								
1347	OB1	76-80	8.31	2.492	>9999	0.37	31.15	1.27	1.621	-213.5
1349		76-80	8.30	2.492	1144	0.22	30.63	1.27	1.620	-224.5
1351		76-80	8.30	2.488	1005	0.10	30.16	1.27	1.618	-234.1
1355	Sample	@ 78'								

Note: Insert units if not provided on sheet.

DPT GEOCHEMICAL DATA FORM

DPT Location: 082 - LC34

Project Number: F06552

Date: 07/10/08

time	DPT Location	Sample Depth	pH std units	Conductivity S/cm	Turbidity NTUs	Diss. O_2 mg/L	Temp deg. C	Salinity %	TDS g/L	ORP mV	
1400	082	16-20	7.51	0.135	>999*	0.95	28.79	0.1	0.9	-211	
1402			7.34	0.140	↑	0.34	28.02	0.1	0.9	-202	
1404			7.26	0.138	↓	0.19	27.80	0.1	0.9	-197	
	Sample collected @ 1404										
1426	082	23-27	7.64	0.196	>999*	0.82	30.07	0.1	1.3	-241	Sampled
1428			7.52	0.195	↑	0.22	29.03	0.1	1.3	-217	
1430			7.49	0.195	↓	0.14	28.60	0.1	1.2	-210	→@1430
1510	082	62-66	8.13	0.246	>999*	0.71	30.82	0.1	1.5	-289	
1512			8.18	0.248	↑	0.22	29.66	0.1	1.6	-272	
1514			8.15	0.248	↓	0.20	29.33	0.1	1.6	-257	
	collected sample @ 1514										
1556	082	67-71	8.30	0.248	>999*	0.79	28.83	0.1	1.6	-275	
1558			8.32	0.252	↑	0.34	28.27	0.1	1.6	-279	
1600			8.19	0.251	↓	0.16	27.81	0.1	1.6	-252	
	collected sample @ 1600										
1648	082	76-80	8.31	0.241	>999*	0.65	31.09	0.1	1.5	-253	
1650			8.27	0.244	↑	0.28	30.28	0.1	1.6	-264	
1652			8.21	0.245	↓	0.18	29.50	0.1	1.6	-252	
	Sample collected @ 1652										

Note: Insert units if not provided on sheet.

* turbidity out of range

J:\adminshr\rem-frm\DPTFRM.XLS

DPT GEOCHEMICAL DATA FORM

Project Number: F0Ø552

DPT Location: LC34-DPT083

Date: 7-10-08

DPT79 — South of MIP 022 VOCs by Mobile Lab

	DPT Location	Sample Depth	pH std units	Conductivity m S/cm	Turbidity NTUs	Diss. O_2 m g/L	Temp deg. C	Salinity %	TDS g/L	ORP mV	
1455	DPT83	16-20	8.01	0.679	403	2.31	31.00	0.32	0.440	-189.6	
1457		16-20	~~7~~.77	0.652	404	0.11	28.76	0.31	0.424	-194.6	
1459		16-20	7.72	0.649	397	0.08	28.11	0.31	0.422	-193.4	
1500	—	Sampled	DPT83 - 18'								
1516	DPT83	23-27	7.93	1.002	1038	0.89	28.56	0.49	0.652	-205.7	
1518		23-27	7.93	0.999	331	0.40	28.36	0.49	0.649	-209.5	
1520		23-27	7.92	0.995	356	0.15	27.77	0.49	0.647	-211.5	
1525	Sampled	@25'									
1627	DPT83	56-60	8.31	2.441	>9999	0.18	30.71	1.24	1.586	-201.9	dk grey silty H2O
1629		56-60	8.27	2.446	"	0.11	29.50	1.26	1.600	-212.5	
1631		56-60	8.23	2.458	287	0.11	28.82	1.26	1.598	-213.4	
1633	Sampled	@58'									
1702	DPT83	62-66	8.32	2.542	~~9999~~	1.46	29.70	1.30	1.653	-198.4	
1704		62-66	8.27	2.548	>9999	0.58	29.06	1.31	1.657	-208.8	
1708		62-66	8.25	2.552	561	0.25	28.74	1.31	1.659	-224.4	
1710	Sampled	@64'					~~28.3~~				
1738	DPT83	71-75	8.32	2.525	>9999	2.88	29.01	1.29	1.640	-184.2	
1740		71-75	8.24	2.538	"	1.00	28.72	1.30	1.656	-216.4	
1742		71-75	8.23	2.559	1878	0.59	28.37	1.31	1.662	-219.1	
1745	Sampled	@73'									
0750 7-11-08	DPT83	76-80	7.50	2.301	8489	0.24	26.37	1.18	1.494	-196.9	7-10-08 / 7-11-08
0822		76-80	7.66	2.295	>9999	0.13	26.41	1.17	1.491	-211.3	
0823		76-80	7.70	2.295	>9999	0.11	26.44	1.17	1.492	-210.4	
0825	Sampled	@78'									

Note: Insert units if not provided on sheet.

J:\adminshr\rem-frm\DPTFRM.XLS

GeoSyntec Consultants **DAILY FIELD REPORT** Page 1 of 1

Project: LiC34 Date: 7/11/08
Project No.: F00552 Task No.:
Contractors: Groundwater Protection - Theron Stanford, Bill Hammond
ALF - Dale Schamp EDS - Chris Phelps & Keith Olsen

Work Performed

Well Installation:
Soil Borings:
DPT: X GW Sampling
Well Inventory:
Other:

Sampling Soil:
Sampling SW/Sediment:
Sampling Monitor Wells:
Sampling Hazardous Waste:
Sampling Drums:

Observations/Issues of Concern

0600 - @ office calibrate equipment - email out data from yesterday
0715 - on site - Bill onsite
0725 - EDS onsite
0745 - ALF onsite
0800 - spoke w/ Mike Deltz about locations
~1130 - EDS & Magra offsite for lunch (1215 Magra & EDS return)
1215 - Rebecca offsite for lunch (1245 Rebecca returns)
1445 - phase II - 1315 phase II over
~1600 - Mike Deltz & Tom Pell onsite - updated their maps & discussed locations for Monday
~1900 - left site

Plans/Future Activities

- 5 samples to mobile lab from pump test (shut down ~ ~~1400~~ 1330)
- air sparged remaining water in air stripper from 1530 to
- completed DPT083, DPT084, DPT085, DPT086, DPT087 (23 samples)

[signature] 7/11/08
Signature/Date

j:\admnshare\rem-form\DAILY.XLS

Water Quality Meter
Calibration Form

Site Name: LC04 **Personnel:** R Daprato
Location: CCAFS, FL
Date: 7/11/08

Calibration Standards Lot Numbers and Expiration Date					
Standard	Lot / Exp. Date	Standard	Lot / Exp. Date	Standard	Lot / Exp. Date
pH=4.0	020150-7AJ114 / 11-2008			240mV	232 / 03-2009
pH=7.0	0292 / 12-2012			Zero DO	0366 / 01-2013
pH=10.0	020180-7NG02 / 09-2008			1.0 NTU	P783996 / 04-2009
Cholo Cal	7289-01 / 12-2009			10.0 NTU	P784629 / 04-2009
1413 µS/cm	P783659 / 04-2009				

08A101237

Meter make/Model and SN: YSI 556	pH 4 (standard units)	pH 7 (standard units)	pH 10 (standard units)	ORP	Cond. µS/cm	DO (Zero) mg/L	DO (mg/L) / Temp.
Pre-calibration Reading	3.95	7.07	10.21	236.2	1490		8.41 / 24.36
Post-calibration Reading	4.00	7.00	10.03	240.0	1413		8.37 / 24.35

Meter make/Model and SN:	NTU	NTU	NTU	NTU	Comments
Pre-calibration Reading					
Post-calibration Reading					

R 8954

Meter make/Model and SN: 422 Hanna	pH 4 (standard units)	pH 7 (standard units)	pH 10 (standard units)	ORP	Cond. µS/cm	DO (Zero) mg/L	DO (mg/L) / Temp.
Pre-calibration Reading	4.34	6.86	9.91		0.450	0.00	8.54 / 24.39
Post-calibration Reading	3.91	7.00	10.00		0.448	0.00	8.27 / 24.36

Meter make/Model and SN: 2020 Lamotte	1.0 NTU	10 NTU	NTU	NTU	Comments
Pre-calibration Reading	0.0	9.8			
Post-calibration Reading	0.95	10			

[signature] 7/11/08
Signature/Date

DPT GEOCHEMICAL DATA FORM

DPT Location: DPT-84

Project Number: PO #552

Date: 7-11-08

VOCs/mobile Laboratory

	DPT Location	Sample Depth	pH std units	Conductivity m S/cm	Turbidity NTUs	Diss. O_2 mg/L	Temp deg. C	Salinity %	TDS g/L	ORP mV
	DPT84									
0930		16-20	7.58	0.628	1773	0.13	28.56	0.30	0.407	-185.8
0932		16-20	7.52	0.615	589	0.12	27.60	0.30	0.399	-187.6
0934		16-20	7.48	0.612	629	0.12	27.38	0.30	0.397	-189.1
0935	DPT84-18' @ 0935									
0947	84	23-27	7.86	0.870	3142	0.75	29.39	0.42	0.567	-201.1
49		23-27	7.81	0.874	>9999	0.37	28.17	0.43	0.569	-200
51		23-27	7.79	0.877	3679	0.10	29.82	0.42	0.566	-211.5
0955		DPT84-25'								
1008	84	56-60	8.05	2.315	>9999	0.88	28.98	1.18	1.502	-154.6
1010		56-60	8.01	2.327	7420	0.19	28.10	1.19	1.513	-177.8
1012		56-60	7.99	2.328	1123	0.13	27.80	1.19	1.513	-183.6
1015		DPT84-58'								
1033	84	62-66	8.21	2.381	4153	0.94	30.52	1.22	1.551	-116.6
1035		62-66	8.14	2.372	5721	0.06	29.20	1.21	1.541	-181.4
1037		62-66	8.11	2.379	1680	0.04	28.65	1.21	1.546	-189.9
1040		DPT84-64'								
1120	84	71-75	8.20	2.379	1458	0.33	29.14	1.21	1.546	-193.9
1122		71-75	8.12	2.376	6315	013	28.76	1.21	1.544	-205.5
1124		71-75	8.10	2.374	845	0.10	28.67	1.21	1.544	-213.3
1125		DPT84-73'								
1249	84	76-80	8.19	2.333	7873	0.39	31.90	1.18	1.516	-223.2
1252		76-80	8.11	2.333	>9999	0.08	30.53	1.19	1.516	-236.9
1254		76-80	8.09	2.333	10828	0.06	29.89	1.19	1.516	-240.5
1255		DPT84-78'								

Note: Insert units if not provided on sheet.

J:\adminshr\rem-frm\DPTFRM.XLS

DPT GEOCHEMICAL DATA FORM

DPT Location: DPT085 - LC34

Project Number: FO0552

Date: 07/11/2008

time	DPT Location	Sample Depth	pH std units	Conductivity S/cm	Turbidity NTUs	Diss. O_2 g/L	Temp deg. C	Salinity %	TDS g/L	ORP mV
0816	085	16-20	6.53	76.3	>999*	1.13	26.23	0.0	0.48	-197
0818			7.06	73.4	↑	0.61	26.05	0.0	0.47	-211
0820			7.26	73.0	↓	0.00	25.76	0.0	0.47	-212
	Samples collected @ 0820									
0838	085	23-27	7.92	0.132	>999*	0.34	26.45	0.1	0.8	-251
0840			7.93	0.133	↑	0.00	25.98	0.1	0.8	-262
0842			7.93	0.133	↓	0.00	25.82	0.1	0.8	-287
	collected sample 0842									
		56								
0917	085	56-60	8.11	0.243	>999*	0.60	28.65	0.1	1.6	-233
0919			8.10	0.246	↑	0.16	28.34	0.1	1.6	-243 -243
0921			8.06	0.247	↓	0.00	27.83	0.1	1.6	~~-~~ -246
	collected sample @ 0921									
		62								
0958	085	62-66	8.17	0.246	>999*	0.46	27.90	0.1	1.6	-258
1000			8.11	0.248	↑	0.06	27.21	0.1	1.6	-251
1002			8.07	0.248	↓	0.00	26.95	0.1	1.6	-241
	collected sample @ 1002									
1100	085	71-75	8.07	0.133	>999*	1.08	28.73	0.1	0.9	-285
1102			8.20	0.181	↑	0.09	27.90	0.1	1.2	-301
1104			8.15	0.198	↓	0.00	27.45	0.1	1.3	-304
	collected sample @ 1104									
1159	085	76-80	8.14	0.244	>999*	1.01	31.82	0.1	1.6	-238
1201			8.14	0.247	↑	0.35	31.46	0.1	1.6	-246
1203			8.11	0.249	↓	0.11	30.92	0.1	1.6	-248
	collected sample 1203									

Note: Insert units if not provided on sheet.

J:\adminshr\rem-frm\DPTFRM.XLS

* out of range
16-20, 23-27, 56-60, 62-66, 71-75
76-80

7787

DPT GEOCHEMICAL DATA FORM LC34 Project Number: F09552

DPT Location: DPT 86 Date: 7-11-08

VOCs via mobile lab

	DPT Location	Sample Depth	pH std units	Conductivity m S/cm	Turbidity NTUs	Diss. O_2 mg/L	Temp deg. C	Salinity %	TDS g/L	ORP mV	
1404	DPT86	16-20	7.67	0.653	2270	0.27	29.31	0.31	0.425	-187.4	
1406		16-20	7.61	0.649	827	0.15	28.91	0.31	0.422	-185.7	
1408		16-20	7.42	0.644	735	0.09	28.31	0.31	0.420	-179.4	
1410	DPT 86-13'	- Sampled									
1419	DPT86	23-27	7.89	1.057	>9999	0.14	31.34	0.51	0.635	-219.9	
21		23-27	7.82	1.040	3665	0.04	29.88	0.51	0.675	-223.7	
23		23-27	7.81	1.038	1027	0.04	29.76	0.51	0.675	-223.8	
1425	DPT 86-25'	Sampled									
1523	86	56-60	8.38	2.354	>9999	1.30	31.04	1.20	1.532	-145.7	
1525		56-60	8.22	2.352	3985	0.16	29.80	1.20	1.528	-195.6	
1527		56-60	8.19	2.350	1663	0.10	29.46	1.20	1.528	-208.1	1530 sampled @
1548	86	62-66	8.15	2.355	>9999	1.11	29.49	1.20	1.523	-210.9	
1550		62-66	8.12	2.363	1910	0.85	28.95	1.21	1.537	-211.5	
1552		62-66	8.09	2.364	258	0.51	28.77	1.21	1.532	-208.2	
	DPT86 - 64'	Sampled									
1614		71-75	8.21	2.310	>9999	0.85	32.23	1.18	1.509	-207.6	
1616		71-75	8.15	2.338	"	0.69	31.21	1.18	1.516	-221.9	
1618		71-75	8.10	2.357	"	0.11	30.27	1.20	1.531	-233.0	silty grey
1620	DPT86	~73	Sampled								
1645	•	76-80	8.24	2.311	>999	0.75	32.30	1.17	1.498	-207.7	silty
47		76-80	8.20	2.328	>999	0.13	31.34	1.18	1.513	-284.5	grey
49		76-80	8.16	2.343	>999	0.05	30.00	1.19	1.524	-302.7	
1650	DPT 86	-73'	Sampled								

Note: Insert units if not provided on sheet.

J:\adminshr\rem-frm\DPTFRM.XLS

DPT GEOCHEMICAL DATA FORM

DPT Location: DPT087 - LC34

Project Number: 50552

Date: 07/11/08

	DPT Location	Sample Depth	pH std units	Conductivity S/cm	Turbidity NTUs	Diss. O_2 mg/L	Temp deg. C	Salinity %	TDS g/L	ORP mV
1415	087	16-20	8.64	0.153	>999*	0.53	29.93	0.1	1.0	-206
1417			8.24	0.156	↑	0.16	29.17	0.1	1.0	-279
1419			8.14	0.156	↓	0.01	28.82	0.1	1.0	-277
	collected sample @ 1420									
1441	087	23-27	8.24	0.334	>999*	0.93	27.80	0.2	2.1	-225
1443			8.18	0.334	↑	0.26	27.97	0.2	2.1	-237
1445			8.09	0.333	↓	0.11	26.69	0.2	2.1	-230
	Sample collected @ 1445									
1538	087	62-66	8.26	0.245	>999	0.99	28.42	0.1	1.6	-246
1540			8.12	0.248	↑	0.17	27.86	0.1	1.6	-251
1542			8.09	0.248	↓	0.00	27.37	0.1	1.6	-253
	collected sample 1542									
1621	087	67-71	8.09	0.255	>999	0.90	28.19	0.1	1.6	-201
1623			8.07	0.255	>999	0.30	27.70	0.1	1.6	-220
1625			8.05	0.255	~~2750~~	0.07	27.48	0.1	1.6	-209
	collected sample @ 1628									
1702	087	76-80	8.22	0.248	>999	0.76	28.21	0.1	1.6	-253
1704			8.19	0.248	>999	0.22	28.15	0.1	1.6	-269
1706			8.21	0.247	>999	0.07	28.06	0.1	1.6	-283
	collected sample @ 1710									

Note: Insert units if not provided on sheet.

J:\adminshr\rem-frm\DPTFRM.XLS

16-20, 23-27, 56-60, 62-66, 67-71

* out of range 76-80 ✓

GeoSyntec Consultants **DAILY FIELD REPORT** Page 1 of 1

Project: LC-34
Project No.: FO Ø552
Contractors:

Date: 7-14-08
Task No.:

Work Performed

Well Installation:
Soil Borings: (67-71)
DPT: 088, 089, 085, 091
Well Inventory:
Other:

Sampling Soil:
Sampling SW/Sediment:
Sampling Monitor Wells:
Sampling Hazardous Waste:
Sampling Drums:

Observations/Issues of Concern

0630 Myra & Angel at office to cal. equipment
0745 onsite Precision here, Renagade badging issues
0830 Mobile Lab onsite
0915 Renagade drilling onsite

6:30 Renagade left
6:50 Precision, Myra & Angel left

- Glover on site to remove tank - too much diesel in tank - spoke w/Dan about it in the morning - decided to try to pick it up w/out pump truck - damaged side of AST

Plans/Future Activities

Grount 089 finish 091

- gave 17 samples to ALF

Angel Martin 7-14-08
Signature/Date

j:\admnshare\rem-form\DAILY.XLS

Water Quality Meter
Calibration Form

Site Name: LC34 **Personnel:** MC

Location: KSC FL

Date: 7-14-08

Calibration Standards Lot Numbers and Expiration Date							
Standard	Lot / Exp. Date	Standard	Lot / Exp. Date	Standard	Lot / Exp. Date		
4.0 pH	020150 - 7H5114	11/08-90	0208074H90 12/11/13	10 / 7	0292 12-12		
1.413 Conductivity	F783659 4-4-09						
24hr ORP	Lot 232 3/09						
Hanna	Auto Cal Lot 7289-01 EX 12-21-09						
Zero oxygen	Lot 0366 1/2013						

Meter make/Model and SN: OSA10231 YSI 556 MPS	pH 4 (standard units)	pH 7 (standard units)	pH 10 (standard units)	ORP	Cond. µS/cm	DO (Zero) mg/L	DO (mg/L) / Temp.
Pre-calibration Reading	3.99	6.68	10.13	240	1.435		96.2% 23.1°C
Post-calibration Reading	4.0	7.0	10.02	240	1.413		100% 23.23°C

Meter make/Model and SN: ~~Hanna~~ YSI 8214	NTU	NTU	NTU	NTU	Comments
Pre-calibration Reading					
Post-calibration Reading					

Meter make/Model and SN: Hanna YSI (28954)	pH 4 (standard units)	pH 7 (standard units)	pH 10 (standard units)	ORP	Cond. µS/cm	DO (Zero) mg/L	DO (mg/L) / Temp.
Pre-calibration Reading	? ← 8.3			139	0.3	8.92	23.69 / 8.4
Post-calibration Reading	3.85				0.455	8.26	/ 23.77

Meter make/Model and SN: Hanna 0221-39997	NTU	NTU	NTU	NTU	Comments
Pre-calibration Reading	1.09	9.76			
Post-calibration Reading	1.00	10.00			

MC Cahill for 7-14-08

Signature/Date

Megan Cahillane

DPT GEOCHEMICAL DATA FORM

DPT Location: DPT088

Project Number: FO 0552

Date: 7-14-08

DPT Location	Sample Depth	pH std units	Conductivity S/cm	Turbidity NTUs	Diss. O_2 g/L	Temp deg. C	Salinity %	TDS g/L	ORP mV
DPT088									
09:15	16-20	7.99	0.168	*	1.28	27.37	0.1	1.1	-181
09:18		8.38	0.168	943	0.04	26.89	0.1	1.1	-195
9:20		8.44	0.167	940	0.00	26.55	0.1	1.1	-198
9:22		8.46	0.166	*	0.00	26.38	0.1	1.1	-200
9:45	23-27	9.08	0.171	*	0.13	27.69	0.1	1.1	-261
9:48		8.94	0.173	*	0.00	27.05	0.1	1.1	-234
9:50		8.90	0.173	*	0.00	26.85	0.1	1.1	-228
952		8.88	0.172	*	0.00	26.70	0.1	1.1	-225
1025	62-66	10.00	0.233	*	1.14	28.10	0.1	1.5	-266
1027		9.61	0.243	*	0.00	27.44	0.1	1.6	-267
1029		9.52	0.249	*	0.00	27.00	0.1	1.6	-260
1030		9.50	0.251	*	0.00	26.75	0.1	1.6	-256
1105	67-71	9.51	0.236	*	0.33	28.10	0.1	1.5	-250
11:07		9.42	0.249	*	0.06	27.39	0.1	1.6	-238
11:09		9.41	0.252	*	0.01	27.23	0.1	1.6	-234
11:10		9.40	0.267	535	0.00	27.13	0.1	1.5	-229
	76-80								
1152		9.61	0.234	*	1.66	28.46	0.1	1.5	-267
1155		9.47	0.243	*	0.06	27.39	0.1	1.6	-258
1157		9.41	0.257	*	0.00	27.21	0.1	1.7	-246
1200		9.34	0.254	*	0.00	27.01	0.1	1.6	-237

Note: Insert units if not provided on sheet.

* out of range

J:\adminshr\rem-frm\DPTFRM.XLS

DPT GEOCHEMICAL DATA FORM
DPT Location: DPT089

Project Number: FB 0552
Date: 7-14-08

DPT Location	Sample Depth	pH std units	Conductivity S/cm	Turbidity NTUs	Diss. O_2 g/L	Temp deg. C	Salinity %	TDS g/L	ORP mV
DPT089									
2:27	16-26	9.09	0.5	912	7.22	36.12	0.0	0.06	-63
2:30		8.79	0.6	*	7.36	35.96	0.0	0.0	-58
2:33		8.72	0.6	923	7.42	35.10	0.0	0.00	-56
2:35		8.67	0.6	*	7.45	34.78	0.0	0.00	-55
	23-27								
2:55		8.66	0.8	736	7.18	35.72	0.0	0.01	-112
2:58		8.67	0.8	836	7.35	34.15	0.0	0.01	-120
3:00		8.67	0.8	*	7.89	32.71	0.0	0.01	-119
3:03		8.65	0.8	1084	7.97	31.51	0.0	0.01	-114
	62-66								
4:18		9.99	0.239	*	1.11	30.69	0.1	1.6	-228
4:20		9.45	0.246	*	0.20	29.04	0.1	1.6	-241
4:23		9.38	0.254	*	0.03	28.67	0.1	1.6	-246
4:25		9.34	0.255		0.00	28.35	0.1	1.6	-237
	67-70	71							
4:57		9.47	0.241	*	0.85	29.17	0.1	1.6	-247
5:00		9.41	0.253	*	0.17	28.87	0.1	1.6	-242
5:03		9.36	0.254	*	0.04	28.45	0.1	1.6	-233
5:05		9.33	0.256	564	0.00	28.32	0.1	1.6	-226
	71-75								
5:35		9.60	0.234	*	1.29	32.97	0.1	1.5	-247
5:37		9.34	0.241	*	0.22	31.27	0.1	1.5	-229
5:39		9.29	0.249	*	0.04	28.98	0.1	1.6	-216
5:40		9.24	0.253	*	0.00	28.42	0.1	1.6	-216

* out of Range

Note: Insert units if not provided on sheet.

J:\adminshr\rem-frm\DPTFRM.XLS

76-80

621	9.47	0.234	*	0.35	29.89	0.1	1.5	-265
623	9.44	0.238	*	0.10	29.75	0.1	1.5	-259
625	9.37	0.241	*	0.01	29.38	0.1	1.5	-244
627	9.32	0.242	*	0.00	29.01	0.1	1.5	-234

DPT GEOCHEMICAL DATA FORM

DPT Location: LC 3 4 - DPT 85 & DPT 75 Additional Intervals

Project Number: F0 0552

Date: 7-24-03

Renegade 6625-LPT Rig

VOCs by mobile lab - ACF

DPT Location	Sample Depth	pH std units	Conductivity mS/cm	Turbidity NTUs	Diss. O_2 g/L	Temp deg. C	Salinity %	TDS g/L	ORP mV
YSI									
1126 DP4085	67-71	7.91	2.719	>9999	0.54	27.81	1.18	1.506	-216.8
1128	67-71	7.93	2.253	>9999	0.07	28.53	1.14	1.460	-234.4
1130	67-71	7.92	2.290	5286	0.05	29.79	1.16	1.483	-237.7
Collect sample @ 1132									
7-24-03 1703 DP4075	67-71	8.52	2.056	>9999	0.64	30.32	1.03	1.323	-219.2 EDS -
1705	67-71	8.51	2.042	>9999	0.58	30.37	1.03	1.333	-233.2
1707	67-71	8.50	2.063	>9999	0.48	30.52	1.05	1.359	-236.4
Collect Sample @ 1710				very	silty				

Note: Insert units if not provided on sheet.

GeoSyntec Consultants **DAILY FIELD REPORT** Page 1 of 1

Project: LC34 Date: 7/15/08
Project No.: F0Ø552 Task No.:
Contractors: Renegade - Rich & Matt
Groundwater Protection - Bill Hammond, Theron Stanford ALF - Dale Schamp

Work Performed

Well Installation:
Soil Borings:
DPT: X GW samples
Well Inventory:
Other:

Sampling Soil:
Sampling SW/Sediment:
Sampling Monitor Wells:
Sampling Hazardous Waste:
Sampling Drums:

Observations/Issues of Concern

0600 - @ office calibrate equipment, load cars
0705 - onsite - called duty office - ok to dig
- Renegade onsite - Bill onsite - 0735 - Theron onsite

- DPT092 - location C on proposed sampling location map
- Mayra finishing DPT091 - doing DPT075-069.0 & DPT090
- 0900 - ALF onsite
- 1120 - called Mike w/ Precision to find out about second DPT rig/crew to grout holes on slab - left message
- 1230 - left site for lunch
- 1300 - back onsite - Dexanne badging Santa Cruz clearing people for tomorrow - should be onsite ~ 1400
- 1345 - phase II
- 1415 - phase II over
- 1600 - phase II ⇒ 1700 phase II over
- 1645 - Theron & Bill offsite
- 1700 - Off site

Plans/Future Activities

- Finish DPT093 (71-75 & 76-80)
- Finish DPT094 (56-60; 62-66; 71-75, 76-80)

- Completed DPT092, DPT090, DPT091, > (20 samples to ALF?)
Started DPT 094 & DPT093

[signature] 7/15/08
Signature/Date

j:\admnshare\rem-form\DAILY.XLS

Water Quality Meter
Calibration Form

Site Name: LC34 **Personnel:** R Delgado
Location: CCAFS, FL
Date: 7/15/2008

Calibration Standards Lot Numbers and Expiration Date					
Standard	Lot / Exp. Date	Standard	Lot / Exp. Date	Standard	Lot / Exp. Date
Quick Cal	7289-01 / 12-2009			7.00 DO	0066 / 01-2012
pH=4.0	020150-7A0114 / 12-2008			1.0 NTU	P789796 / 04-2009
pH=7.0	0292 / 12-2012			10.0 NTU	P784629 / 04-2009
pH=10.0	020180-7H6012 / 09-2008			1413 µS/cm	P782659 / 04-2009
240mV	232 / 03-2009				

08A/01237

Meter make/Model and SN: YSI 556	pH 4 (standard units)	pH 7 (standard units)	pH 10 (standard units)	ORP	Cond. µS/cm	DO (Zero) mg/L	DO (mg/L) / Temp
Pre-calibration Reading	4.01	7.09	10.06	241.0	1291	8.46	23.06
Post-calibration Reading	4.00	7.00	10.01	240.0	1413		8.56 / 23.10

~~4910~~

Meter make/Model and SN: LaMotte 2020	0 NTU	1.0 NTU	10 NTU	NTU	Comments
Pre-calibration Reading	4.38	1.25	7.9		
Post-calibration Reading	0	1.0	10		

1.8954

Meter make/Model and SN: Hach 22	pH 4 (standard units)	pH 7 (standard units)	pH 10 (standard units)	ORP	Cond. µS/cm	DO (Zero) mg/L	DO (mg/L) / Temp
Pre-calibration Reading	5.24	7.07	9.96		0.431	0.0	8.61 / 23.02
Post-calibration Reading	4.00	7.00	10.00		0.449	0.0	8.57 / 23.01

Meter make/Model and SN: 2020 LaMotte	0 NTU	1.0 NTU	10 NTU	NTU	Comments
Pre-calibration Reading	0	1.0	10.1		
Post-calibration Reading	0	1.0	10.0		

RD Delgado 7/15/2008
Signature/Date

DPT GEOCHEMICAL DATA FORM

DPT Location: LC34- DPT090

Project Number: E08552

Date: 7-15-08

	DPT Location	Sample Depth	pH std units	Conductivity Ω S/cm	Turbidity NTUs	Diss. O_2 mg/L	Temp deg. C	Salinity %	TDS g/L	ORP mV
1048	DPT090	16-20	7.71	0.633	3691	1.01	28.70	0.31	0.412	-165.4
1050		16-20	7.54	0.630	1114	0.53	27.38	0.30	0.411	-165.2
1052		16-20	7.48	0.624	1011	0.15	26.95	0.30	0.406	-166.7
	collect sample @			1055						
1117	DPT090	23-27	7.87	1.167	1319	0.92	28.59	0.58	0.758	-156.9
1116		23-27	7.73	1.153	225	0.90	27.00	0.57	0.749	-165.3
1118		23-27	7.73	1.154	507	0.40	26.86	0.57	0.750	-169.9
	collect sample @			1120						
1152	DPT090	56-60	8.08	2.306	5341	0.29	28.83	1.18	1.501	-146.7
1154		56-60	8.02	2.315	17.50	0.11	27.46	1.18	1.505	-172.9
1156		56-60	8.00	2.316	1425	0.09	27.30	1.18	1.506	-179.7
	collect sample @			1158						
1332	DPT090	62-66	8.27	2.309	>9999	0.47	26.40	1.18	1.560	-178.9
1334		62-66	8.22	2.321	>9999	0.14	26.24	1.19	1.571	-207.7
1336		62-66	8.13	2.337	661	0.08	26.08	1.20	1.579	-213.6
	collect sample @			1340						
1454	DPT090	67-71	8.13	2.397	>9999	0.29	27.50	1.23	1.560	-173.2
1458		67-71	8.12	2.427	>9999	0.14	26.87	1.24	1.577	-192.9
1500		67-71	8.09	2.426	225	0.12	26.63	1.24	1.577	-190.0
	collect sample @			1505						
1546	DPT090	76-80	8.15	2.332	>9999	0.17	26.20	1.19	1.5619	-221.7
1548		76-80	8.12	2.336	>9999	0.17	26.05	1.19	1.518	-220.0
1550		76-80	8.10	2.337	112	0.10	25.94	1.20	1.519	-212.3
	collect sample @			1555						

Note: Insert units if not provided on sheet.

DPT GEOCHEMICAL DATA FORM

DPT Location: LC84- DPT091

Eg 79 & 83

Project Number: FO0552

Date: 7-14-08 MC

Renegade 6625CPT / mobile Lab - ALF (OCs)

	DPT Location	Sample Depth	pH std units	Conductivity m S/cm	Turbidity NTUs	Diss. O_2 m g/L	Temp deg. C	Salinity %	TDS g/L	ORP mV
1511	DPT091	16-20	7.93	0.559	5532	0.28	28.01	0.27	0.367	-172.1
1513		16-20	7.75	0.553	578	0.14	27.17	0.27	0.360	-164.5
1516		16-20	7.56	0.552	168	0.11	27.00	0.26	0.359	-160.7
1520	—	collected sample								
1542	DPT091	23-27	7.99	0.984	2167	1.30	27.78	0.48	0.640	-193.0
1544		23-27	7.93	0.983	2602	0.48	27.57	0.48	0.639	-198.9
1546		23-27	7.93	0.984	2333	0.17	27.39	0.48	0.639	-201.5
	*1550	collected sample								
1618	091	56-60	8.15	2.241	>999	1.97	28.24	1.14	1.460	-109.6
1620		56-60	8.05	2.269	5151	0.56	28.03	1.15	1.473	-134.7
		56-60	8.04	2.274	6588	0.29	27.81	1.16	1.477	-143.9
1630		collected sample								
1701	091	62-66	8.32	2.368	>999	0.93	29.17	1.21	1.540	-180.1
1703		62-66	8.30	2.365	4051	0.34	28.84	1.21	1.538	-206.6
1705		62-66	8.29	2.359	3588	0.20	28.51	1.20	1.555	-219.2
1708	Collect Sample									
1747	091	71-75	8.30	2.458	1282	0.48	28.51	1.25	1.594	-147.2
1749		71-75	8.25	2.451	196	0.21	27.61	1.25	1.589	-152.5
1751		71-75	8.21	2.443	143	0.16	27.61	1.25	1.587	-158.6
		collected sample								
—	—	—	—	—	—	—	—	—	—	—
7-15-08 0755	091	76-80	6.86	2.335	>9999	0.17	26.35	1.20	1.523	-170.9
0757		76-80	7.42	2.339	>9999	0.09	26.23	1.20	1.520	-189.3
0759		76-80	7.57	2.338		0.06	26.20	1.20	1.520	-213.9
0805		collected sample								

Note: Insert units if not provided on sheet.

J:\adminshr\rem-frm\DPTFRM.XLS

DPT GEOCHEMICAL DATA FORM

DPT Location: DPT092- LC34

Project Number: F00552

Date: 7/15/08

time	DPT Location	Sample Depth	pH std units	Conductivity S/cm	Turbidity NTUs	Diss. O_2 g/L	Temp deg. C	Salinity %	TDS g/L	ORP mV
0813	092	16-20	6.56	0.175	>999*	0.64	27.02	0.1	1.1	-183
0815			6.79	0.175	↑	0.03	26.37	0.1	1.1	-192
0817			7.04	0.174	↓	0.00	25.96	0.1	1.1	-193
	0817	- collected	sample							
0840	092	23-27	8.04	0.251	>999*	1.03	26.42	0.1	1.6	-271
0842			8.00	0.254	↑	0.00	25.77	0.1	1.6	-258
0844			7.97	0.253	↓	0.00	25.58	0.1	1.6	-257
	collected	sample	0844							
0917	092	62-66	8.04	0.252	>999*	0.86	27.85	0.1	1.6	-268
0919			8.11	0.253	↑	0.00	26.49	0.1	1.6	-274
0921			8.09	0.255	↓	0.00	26.21	0.1	1.6	-264
	collected	sample	0921							
0959	092	67-71	8.05	0.252	>999*	0.60	28.02	0.1	1.6	-241
1001			8.03	0.257	↑	0.04	27.33	0.1	1.6	-249
1003			8.02	0.259	↓	0.00	27.02	0.1	1.7	-248
	collected	sample	1003							
1048	092	76-80	8.12	0.244	>999*	0.82	29.54	0.1	1.6	-243
1050			8.02	0.254	↑	0.08	27.49	0.1	1.6	-254
1052			7.98	0.260	↓	0.00	27.18	0.1	1.7	-251

Note: Insert units if not provided on sheet.

J:\adminshr\rem-frm\DPTFRM.XLS

16-20, 23-27, 62-66, 67-71, 76-80

* out of range

DPT GEOCHEMICAL DATA FORM

DPT Location: DPT093 – LC34

Project Number: F0Ø552

Date: 7/15/08

Time	DPT Location	Sample Depth	pH std units	Conductivity S/cm	Turbidity NTUs	Diss. O_2 g/L	Temp deg. C	Salinity %	TDS g/L	ORP mV
1336	093	16-20	7.59	79.5	>999*	1.30	27.17	0.0	0.52	-166
1338			7.41	81.0	↑	0.16	27.05	0.0	0.52	-167
1340			7.36	82.6	↓	0.03	27.00	0.0	0.53	-172
	collected	sample	1340							
1438	093	23-27	7.38	0.180	>999*	0.92	27.70	0.1	1.1	-140
1440			7.24	0.180	↑	0.16	27.61	0.1	1.1	-134
1442			7.17	0.180	↓	0.00	27.52	0.1	1.2	-136
	collected	sample	1442							
1508	093	46-50	7.16	0.367	>999*	1.47	27.73	0.1	2.4	-165
1510			7.26	0.354	↑	0.20	27.77	0.2	2.2	-141
1512			7.21	0.359	↓	0.03	27.79	0.2	2.3	-125
	collected	sample	1512	– DNAPL in sample – no analysis						
1547	093	51-55	7.63	0.302	>999*	0.74	27.56	0.2	2.0	-183
1549			7.46	0.324	↑	0.15	27.55	0.2	2.1	-151
1551			7.39	0.326	↓	0.05	27.52	0.2	2.1	-140
	collected	sample	1551							
1725	093	58-62	7.92	0.279	>999*	0.32	26.74	0.1	1.8	-208
1727			7.84	0.280	↑	0.05	26.94	0.1	1.8	-179
1729			7.80	0.281	↓	0.00	26.95	0.1	1.8	-188
	collected	sample	1729							
1804	093	64-68	8.04	0.245	>999*	0.80	27.03	0.1	1.7	-244
1806			7.98	0.279	↑	0.01	27.18	0.1	1.8	-209
1808			7.96	0.277	↓	0.00	27.29	0.1	1.8	-228
	collected	sample	1808							

Note: Insert units if not provided on sheet.

J:\adminshr\rem-frm\DPTFRM.XLS

16-20 ✓, 23-27 ✓, 46-50 ✓, 51-55 ✓, 64-68 ✓, ~~71-74~~ 5

76-80

58-62 ✓

* out of range

DPT GEOCHEMICAL DATA FORM

DPT Location: LL34 DPT094

Project Number: F04552

Date: 7/15/08 & 7-16-08

	DPT Location	Sample Depth	pH std units	Conductivity m S/cm	Turbidity NTUs	Diss. O_2 m g/L	Temp deg. C	Salinity %	TDS g/L	ORP mV	
1814	DPT094	16-20	7.94	0.533	7999	0.18	27.17	0.26	0.346	-186.5	
1816		16-20	7.77	0.528	245	0.09	26.76	0.25	0.343	-184.8	
1818		16-20	7.75	0.528	741	0.06	26.69	0.25	0.343	-188.4	
1822	collected sample @			1822							
1838	DPT094	23-27	7.97	0.908	3933	0.79	27.18	0.44	0.589	-182.7	
1840		23-27	7.87	0.907	1571	0.55	26.86	0.44	0.589	-199.3	
1842		23-27	7.86	0.908	807	0.22	26.75	0.44	0.589	-201.7	
	collected sample @			1845							
	7-16-08										
0817	DPT094	56 60	7.45	2.451	2191	0.18	26.27	1.26	1.593	-175.6	slow 30 ml
0819		56-60	7.59	2.455	1684	0.08	26.36	1.26	1.596	-201.8	
0821		56 60	7.61	2.455	1647	0.07	26.39	1.26	1.596	-208.1	
	collected sample 0825										
0900	DPT094	62-66	7.92	2.589	3721	0.49	26.98	1.33	1.685	-122.0	nice production sheets?
0902		62-66	7.91	2.591	965	0.44	26.70	1.33	1.684	-142.3	
0904		62-66	7.91	2.586		0.19	26.52	1.33	1.681	-15	
	0910	collected sample									
1031	DPT094	71-*75	8.18	2.612	8120	0.16	28.81	1.34	1.697	-175.6	caving - area had to retrill
1033		71-75	8.07	2.610	3539	0.14	28.19	1.34	1.697	-177.2	
1035		71-75	8.01	2.604	2767	0.09	27.36	1.34	1.693	-185.5	
@1038	- sampled										
1122	DPT94	76-80	9.44	2.308	3999	0.36	28.24	1.17	1.497	-79.8	
24		76-80	9.19	2.359	39428	0.13	27.94	1.20	1.531	-88.3	
26		76-80	9.01	2.409	4637	0.07	27.69	1.23	1.574	-102.0	
	collected sample @ 0130				909 - post / prepump side						

Note: Insert units if not provided on sheet.

* 71-75 sampler would not open -

J:\adminshr\rem-frm\DPTFRM.XLS

GeoSyntec Consultants **DAILY FIELD REPORT** Page 1 of 1

Project: FORMER 552 5 Date: 7/16/08
Project No.: 6624 Task No.:
Contractors: GROUNDWATER PROTECTION - THERON STANFORD, BILL HAMMOND
RENEGADE - ~~BILL~~ MATT ALF - DALE SCHAAP
SANTA CRUZ - JAKE

Work Performed

Well Installation: _____
Soil Borings: _____
DPT: X GW SAMPLING
Well Inventory: _____
Other: _____

Sampling Soil: _____
Sampling SW/Sediment: _____
Sampling Monitor Wells: _____
Sampling Hazardous Waste: _____
Sampling Drums: _____

Observations/Issues of Concern

0600 - at OFFICE Calibrate eq - path (ok)
0710 - onsite - Bill already onsite ; 0720 - RENEGADE ONSITE
0720 - Called duty office - OK to dig
Finish DPT 093 & DPT094
DPT095 = location F on map DPT096 = location O on map
0815 - SANTA CRUZ ON SITE - began clearing
0820 - spoke w/ Mike about clearing → concerned about shallow TCE @ DPT092
0930 - spoke w/ Mike Fraser → subcontracting Zebra to pressure grout on Friday - 3 man crew w/ Rig & pressure grouter
1235 - off site to lunch (Bill, Rebecca, Matt, Maya &
1310 - back onsite
1600 - left site

Plans/Future Activities

Completed DPT093, DPT095, DPT094, DPT096 (IR samples to Dale)

Signature/Date 7/16/08

Water Quality Meter
Calibration Form

Site Name: LC34
Location: KSC FL
Date: 7/16/08

Personnel: R Dapalo
M Castellanos

Calibration Standards Lot Numbers and Expiration Date					
Standard	Lot / Exp. Date	Standard	Lot / Exp. Date	Standard	Lot / Exp. Date
PH4	020150 7AJ114/Nov 08			PH 7	0292 12-12
PH10	020180 - 7HG12/9/08			Quinto Cal	7289-01/12-2009
ORP	240mv 25°C/232/3-09			1.0NTU	P7 83966/04-2009
Zero	HI740/0366/1-20-13			1.0NTU	P7 84629/04-2009
Cond	1413µS/cm/2179 4	2009	P 783659		

Meter make/Model and SN: YSI 556 MPS 08A101237	pH 4 (standard units)	pH 7 (standard units)	pH 10 (standard units)	ORP	Cond. µS/cm	DO (Zero) mg/L	DO (mg/L) / Temp.
Pre-calibration Reading	4.11	6.80	10.12	238.2	1325		8.44/22.72
Post-calibration Reading	4.00	7.00	10.00	240	1.413		

Meter make/Model and SN:	NTU	NTU	NTU	NTU	Comments
Pre-calibration Reading	0.80	0.81	10.3		
Post-calibration Reading	Ø.	1.0	10.1		

Meter make/Model and SN: U22 Horiba	pH 4 (standard units)	pH 7 (standard units)	pH 10 (standard units)	ORP	Cond. µS/cm	DO (Zero) mg/L	DO (mg/L) / Temp.
Pre-calibration Reading	3.95	7.09	9.98		0.428	0.0	8.72/22.81
Post-calibration Reading	4.00	7.00	10.0		0.449	0.0	8.51/22.8

R7954

Meter make/Model and SN:	NTU	NTU	NTU	NTU	Comments
Pre-calibration Reading					
Post-calibration Reading					

[signature] 7/16/08
Signature/Date

DPT GEOCHEMICAL DATA FORM

Project Number: F08552

DPT Location: DPT 093 - LC34 cont

Date: 7/16/07

DPT Location	Sample Depth	pH std units	Conductivity S/cm	Turbidity NTUs	Diss. O_2 g/L	Temp deg. C	Salinity %	TDS g/L	ORP mV
time									
0807	093	71-75	7.05	0.271	>999*	0.82	27.63	0.1	1.8	-237
0809			7.59	0.293	↑	0.01	27.79	0.1	1.9	-248
0811			7.73	0.295	↓	0.00	27.75	0.1	1.9	-235
	collected	sample	0811							
	093	76-80	- no	data	collected	DNAPL	in	tubing	→ no	sample

Note: Insert units if not provided on sheet.

* out of range

J:\adminshr\rem-frm\DPTFRM.XLS

DPT GEOCHEMICAL DATA FORM

DPT Location: DPT095 - LE34

Project Number: FO0552

Date: 7/16/08

	DPT Location	Sample Depth	pH std units	Conductivity S/cm	Turbidity NTUs	Diss. O_2 g/L	Temp deg. C	Salinity %	TDS g/L	ORP mV
1033	095	16-20	7.16	0.170	>999*	0.85	29.42	0.1	1.1	-166
1035			7.02	0.167	↑	0.08	28.21	0.1	1.1	-162
1037			6.97	0.167	↓	0.00	27.88	0.1	1.1	-162
	Collected	sample	1037							
1103	095	23-27	7.61	0.183	>999*	0.74	29.09	0.1	1.2	-247
1105			7.58	0.193	↑	0.10	28.17	0.1	1.2	-244
1107			7.54	0.193	↓	0.00	27.76	0.1	1.2	-251
	collected	sample	1107							
1138	095	62-66	7.95	0.251	>999*	0.96	29.99	0.1	1.7	-248
1140			7.99	0.279	↑	0.10	28.78	0.1	1.8	-254
1142			7.95	0.279	↓	0.00	28.40	0.1	1.8	-237
	Collected	sample	1142							
1221	095	67-71	8.04	0.264	>999*	0.65	30.23	0.1	1.7	-266
1223			7.97	0.273	↑	0.11	29.01	0.1	1.7	-263
1225			7.94	0.274	↓	0.00	28.63	0.1	1.8	-251
	Collected	sample	1225							
1348	095	71-75	8.03	0.264	>999*	0.87	28.80	0.1	1.7	-238
1350			7.96	0.269	↑	0.10	28.00	0.1	1.7	-238
1352			7.92	0.270	↓	0.00	27.65	0.1	1.7	-232
	Collected	sample	1352							
1439	095	76-80	8.13	0.240	>999*	0.84	28.60	0.1	1.4	-262
1441			8.08	0.257	>999	0.04	28.13	0.1	1.6	-281
1443			8.04	0.262	" "	0.00	27.79	0.1	1.7	-281

Note: Insert units if not provided on sheet.

J:\adminshr\rem-frm\DPTFRM.XLS

16-20, 23-27, 62-66, 67-71, 71-75, 76-80

* out of range

DPT GEOCHEMICAL DATA FORM
DPT Location: LC34 - DPT096

Project Number: F0Ø552
Date: 7-16-08

	DPT Location	Sample Depth	pH std units	Conductivity m S/cm	Turbidity NTUs	Diss. O_2 mg/L	Temp deg. C	Salinity %	TDS g/L	ORP mV
1346	DPT096	16-20	8.20	1.024	3811	1.08	29.57	0.49	0.647	-190.3
1348		16-20	7.80	0.980	985	0.46	27.75	0.48	0.634	-186.7
1350		16-20	7.72	0.970	802	0.20	27.43	0.48	0.631	-185.1
1352		collected sample								
1409	DPT096	23-27	7.67	1.288	>9999	2.73	27.66	0.64	0.835	-189.3
1411		23-27	7.62	1.301	9198	0.32	26.94	0.65	0.845	-190.0
1413		23-27	7.58	1.305	2740	0.07	26.62	0.65	0.848	-187.5
1415		collected sample								
1444	DPT096	56-60	7.96	2.503	1763	1.28	27.68	1.28	1.626	-111.0
47		56-60	7.93	2.513	1535	1.29	27.12	1.29	1.634	-129.2
49		56-60	7.90	2.518	836	1.29	26.95	1.29	1.634	-134.1
	1450	collected sample								
1523	DPT096	62-66	8.11	2.697	2341	0.50	26.95	1.39	1.752	-116.3
25		62-66	8.09	2.697	1355	0.17	26.62	1.39	1.753	-170.9
27		62-66	8.07	2.696	1027	0.13	26.56	1.39	1.753	-172.9
	1530	collected sample								
1612	DPT096	67-71	8.12	2.729	984	0.99	26.81	1.41	1.774	-157.9
14		67-71	8.08	2.734	216	0.32	26.64	1.41	1.777	-161.3
16		67-71	8.07	2.734	145	0.25	26.54	1.41	1.777	-165.9
	1620	collected sample								
1701	DPT096	71-75	8.24	2.646	3255	0.80	26.35	1.36	1.721	-176.9
1703		71-75	8.16	2.643	1691	0.41	26.19	1.36	1.718	-191.1
1705		71-75	8.12	2.640	890	0.16	26.13	1.36	1.716	-194.2
1756	DPT096	76-80	10.20	2.156	>9999	0.40	26.20	1.40	1.405	-118.2
1800		76-80	10.14	2.164	>9999	0.34	26.21	1.40	1.406	-119.3
1802		76-80	10.11	2.186	>9999	0.21	26.21	1.41	1.420	-120.5

sample @ 1708

sample @ 1805

Note: Insert units if not provided on sheet.

GeoSyntec Consultants **DAILY FIELD REPORT** Page 1 of 1

Project: LC34 Date: 7/17/08
Project No.: F00552 Task No.:
Contractors: GROUNDWATER PROTECTION - BILL HAMMOND, THERON STANFORD
RENEGADE - MATT HARRY, LOUIS S. ALF - DALE SCHAMP
Mark Maloney

Work Performed

Well Installation:
Soil Borings:
DPT: X Gen Sampling
Well Inventory:
Other:

Sampling Soil:
Sampling SW/Sediment:
Sampling Monitor Wells:
Sampling Hazardous Waste:
Sampling Drums:

Observations/Issues of Concern

0600 - @ office calibrate eq, email data pack car
0710 - ONSITE - SANTA CRUZ ONSITE ; BILL ONSITE
0720 - RENEGADE ONSITE
0730 - called duty office OK to dig
- DPT098 - @ location M on map - Mayra starting there
- finishing DPT097
- 0930 - ALF onsite
- 1030 - ALF offsite generator problems - will run samples tonight
- 1145 - ALF back onsite
- 1300 - Groundwater protection rig down - hydraulic line rubbing on side of mast - risk ripping line
- Zebra will perform sampling tomorrow for precision → need to get crew to grout still
- phase II 1700 → left site

Plans/Future Activities

- GROUNDWATER PROTECTION PICKED UP 3 SPILL PALLETS FOR US THIS MORNING
- put air stripper systems in storage area
- completed DPT097, DPT098, DPT100 - (14 samples to Dale)

[signature] 7/17/08
Signature/Date

j:\admnshare\rem-form\DAILY.XLS

Water Quality Meter
Calibration Form

Site Name: WC34 **Personnel:** A Dapalo
Location: CCAFS, FL
Date: 7/17/08

Calibration Standards Lot Numbers and Expiration Date					
Standard	Lot / Exp. Date	Standard	Lot / Exp. Date	Standard	Lot / Exp. Date
pH=4.0	020150-7A5114 / 11-2008			240mV	232 / 03-2009
pH=7.0				7.00 DO	0266 / 01-2010
pH=10.0				1.0 NTU	P783966 / 04-2009
Quinn(a)	7289-01 / 12-2009			10.0 NTU	D784629 / 04-2009
1412 µS/cm	P783619 / 04-2009				

Meter make/Model and SN: YSI 556 (08A101207)	pH 4 (standard units)	pH 7 (standard units)	pH 10 (standard units)	ORP	Cond. µS/cm	DO (Zero) mg/L	DO (mg/L) / Temp.
Pre-calibration Reading	4.10	6.82	10.21	242.6	1404		8.65 / 22.78 °C
Post-calibration Reading	4.00	7.00	10.03	240.0	1413		8.6 / 22.78 °C

Meter make/Model and SN: Lamotte 2020	NTU	NTU	NTU	NTU	Comments
Pre-calibration Reading	1.10	8.9			
Post-calibration Reading	1.04	9.97			

Meter make/Model and SN: Hach (430) K8954	pH 4 (standard units)	pH 7 (standard units)	pH 10 (standard units)	ORP	Cond. µS/cm	DO (Zero) mg/L	DO (mg/L) / Temp.
Pre-calibration Reading	3.95	7.07	9.99		0.467	0.00	8.65 / 22.60
Post-calibration Reading	4.00	7.00	10.00		0.448	0.00	8.62 / 22.60

Meter make/Model and SN: Lamotte 2020e K9377	NTU	NTU	NTU	NTU	Comments
Pre-calibration Reading	0.68 ~~1.10~~	9.82 ~~8.9~~			
Post-calibration Reading	0.99 ~~1.04~~	9.9 ~~9.97~~			

AD Dapalo 7/17/08
Signature/Date

From NP09 - 43' →
13' ↑

DPT GEOCHEMICAL DATA FORM

Project Number: P0552

DPT Location: DPT097 - LC04

Date: 07/16/08

	DPT Location	Sample Depth	pH std units	Conductivity S/cm	Turbidity NTUs	Diss. O_2 g/L	Temp deg. C	Salinity %	TDS g/L	ORP mV
1621	097	16-20	7.26	0.194	>999*	0.96	26.03	0.1	1.2	-148
1623			7.31	0.193	↑	0.06	25.66	0.1	1.2	-145
1625			7.28	0.192	↓	0.00	25.47	0.1	1.2	-147
	collected sample		1625							
1650	097	23-27	7.50	0.157	>999*	0.08	25.91	0.1	1.0	-198
1652			7.56	0.157	↓	0.00	25.83	0.1	1.0	-198
1654			7.56	0.156	↓	0.00	25.80	0.1	1.0	-199
~~1656~~	collected sample		1654							
1727	097	62-66	8.07	0.267	>999*	0.62	26.14	0.1	1.7	-254
1729			8.03	0.271	↑	0.00	25.90	0.1	1.7	-245
1731			8.00	0.271	↓	0.00	25.71	0.1	1.7	-235
7/17/08 ↓	collected sample		1731							
0815	097	67-71	7.46	0.247	>999*	0.91	25.53	0.1	1.5	-255
0817			7.75	0.265	↑	0.00	25.58	0.1	1.7	-272
0819			7.87	0.269	↓	0.00	25.50	0.1	1.7	-275
	collected sample		0819							
0958	097	71-75	8.11	0.240	>999*	0.53	26.03	0.1	1.5	-259
0960			8.06	0.262	↑	0.00	25.93	0.1	1.7	-261
0912			8.04	0.263	↓	0.00	25.73	0.1	1.7	-255
	collected sample		0912							
								~~0.1~~	~~1.6~~	~~-248~~
0954	097	76-80	8.12	0.244	>999*	0.61	26.21	0.1	1.6	-248
0956			8.06	0.258	↑	0.03	25.93	0.1	1.6	-249
0958			7.99	0.264	↓	0.00	25.81	0.1	1.7	-232
	collected sample									

Note: Insert units if not provided on sheet.

J:\adminshr\rem-frm\DPTFRM.XLS

16-20, 23-27, 62-66, 67-71, 71-75, 76-80

* out of range

Jose George Dachs

DPT GEOCHEMICAL DATA FORM
DPT Location: LC34-DPT098

Project Number: PO 0552
Date: 7-17-08

	DPT Location	Sample Depth	pH std units	Conductivity m S/cm	Turbidity NTUs	Diss. O_2 m g/L	Temp deg. C	Salinity %	TDS g/L	ORP mV
0821	DPT 098	16-20	7.12	1.005	8075	0.26	24.87	0.49	0.653	-140.3
23		16-20	7.12	1.003	4357	0.15	24.62	0.49	0.652	-153.2
25		16-20	7.13	0.995	2788	0.11	24.38	0.49	0.647	-157.5
	collected sample @ 0830									
0843	DPT 098	23-27	7.90	2.411	9413	0.46	25.23	1.27	1.600	-173.5
0845		23-27	7.84	2.471	7308	0.22	24.47	1.27	1.608	-175.0
0848		23-27	7.83	2.480	3455	0.15	24.30	1.27	1.610	-175.9
	collected sample @ 0850									
	DPT 098						25			
0920		62-66	8.07	2.505	>9999	1.85	25.37	1.29	1.628	-201.7
0922		62-66	8.05	2.501	6655	0.93	25.14	1.29	1.626	-205.4
0924		62-66	8.05	2.499	3348	0.63	25.18	1.29	1.625	-207.5
	collected sample @ 0930									
0959	DPT-098	67-71	8.09	2.533	4840	0.95	25.75	1.30	1.644	-158.2
1001		67-71	8.09	2.536	5399	0.43	25.53	1.30	1.649	-207.9
1003		67-71	7.99	25.44	2643	0.33	25.45	1.30	1.648	-209.6
	collected sample @ 1005									
1102	DPT 098	76-80	8.43	2.463	>9999	0.09	25.98	1.27	1.603	-215.4
1105		76-80	8.35	2.485	8360	0.08	25.84	1.28	1.614	-219.7
1108		76-80	8.52	2.490	4588	0.06	25.72	1.28	1.619	-220.7
	collected sample @ 1110									

used RD-tubing

Note: Insert units if not provided on sheet.

J:\adminshr\rem-frm\DPTFRM.XLS

DPT GEOCHEMICAL DATA FORM
DPT Location: LC34-DPT00

Project Number: P0552
Date: 7/27/08

	DPT Location	Sample Depth	pH std units	Conductivity µS/cm	Turbidity NTUs	Diss. O_2 mg/L	Temp deg. C	Salinity %	TDS g/L	ORP mV
1348	DPT00	16-20	7.37	1.235	2495	0.18	26.61	0.61	0.802	-142.6
1350			7.27	1.233	1529	0.13	26.53	0.61	0.801	-140.8
1352			7.22	1.228	1111	0.11	26.49	0.61	0.798	-140.0
	collected sample @ 1355									
1410	DPT00	23-27	7.69	2.316	2149	0.10	28.11	1.18	1.506	-167.8
1414		23-27	7.68	2.318	1382	0.08	27.41	1.18	1.507	-175.8
1416		23-27	7.67	2.317	645	0.07	27.32	1.18	1.502	-177.9
	collected sample @ 1420									
1446	DPT00	62-66	8.21	2.506	14,917	0.22	27.79	1.28	1.626	-135.8
1448		62-66	8.18	2.506	2445	0.13	27.51	1.28	1.628	-151.9
1450		62-66	8.14	2.503	1818	0.10	26.94	1.28	1.627	-163.9
	collected sample @ 1455									
1530	DPT00	67-71	8.17	2.580	13133	0.73	27.76	1.33	1.679	-179.5
1532		67-71	8.15	2.584	2817	0.52	27.48	1.32	1.677	-187.6
1534		67-71	8.13	2.582	1820	0.19	27.03	1.33	1.677	-194.5
	collected sample		1638							
1622	DPT00	77-80	8.53	2.463	>999	0.99	28.53	1.26	1.602	-167.2
1624		77-80	8.53	2.451	4	0.61	28.51	1.26	1.591	-190.5
1628		77-80	8.53	2.449	4	0.42	27.95	1.25	1.593	-206.7
	collected sample		1630							

Used RD tubing

Note: Insert units if not provided on sheet.

J:\adminshr\rem-frm\DPTFRM.XLS

GeoSyntec Consultants **DAILY FIELD REPORT**

Project: LC34 Date: 7/12/02
Project No.: F00552 Task No.:
Contractors: RENEGADE - Matt Harry, Mark Melvey ALF - Dale Schamp
Zebra - Walter Moore, Josh Dumas

Work Performed

Well Installation:
Soil Borings:
DPT: X GW sampling
Well Inventory:
Other:

Sampling Soil:
Sampling SW/Sediment:
Sampling Monitor Wells:
Sampling Hazardous Waste:
Sampling Drums:

Observations/Issues of Concern

0600 - @ office calibrate equipment, pack cars
0700 - onsite - 0710 called duty office - ok to dig
0715 - called utility locators - Pete - will be onsite to approve cleared areas ~ 1000
0710 - Renegade onsite
~0900 - Spoke w/ KW from Hertz - will pick up generator on Tuesday
~0910 - Zebra onsite - precision waiting @ wrong badging station - miscommunication (rig 7720)
0920 - called Glover oil - Dave out of office today - call back Mon morning
Magra started DPT101 - location B on map
finishing DPT099
0930 - PR&D onsite - reducing soil in drums to 67% & emptying carbon vessel
1010 - sent PR&D to Wilson's Corner to pick up 3 water drums from EDS

Plans/Future Activities

1010 - ALF onsite ; 1215 - ALF offsite - 1400 ALF onsite
1215 - left site for lunch - 1300 returned to site
1300 - Pete & Shawn onsite to utility locate newly cleared area - everything clear
~1400 - PR&D offsite - ~1500 PR&D back onsite
~1645 - PR&D offsite - will return Monday to finish carbon vessel

[signature] 7/12/02
Signature/Date

j:\admnshare\rem-form\DAILY.XLS

GeoSyntec Consultants **DAILY FIELD REPORT**

Project: LC34
Project No.: F00552
Contractors: Same as pg 1
Date: 7/15/05
Task No.:

Work Performed

Well Installation:
Soil Borings:
DPT: X GW sampling
Well Inventory:
Other:
Sampling Soil:
Sampling SW/Sediment:
Sampling Monitor Wells:
Sampling Hazardous Waste:
Sampling Drums:

Observations/Issues of Concern

1645 - Phase II - 1720 phase II complete
1900 - PR&D did not clean up site - left open drums & drums off of spill pallets - also cigarette butts & trash - left message w/ Ken
~2000 - left site

Plans/Future Activities

- reissue badges for Precision - Theron, T.J. & Chris (expire 7/23)
- need to pressure wash drums & label
- Completed DPT097, DPT 102, DPT 103 & DPT 101 (23 samples to Date)

[signature] 7/15/05
Signature/Date

Water Quality Meter
Calibration Form

Site Name: LC34 **Personnel:** R Dapalo
Location: CCAFJ, FL
Date: 7/18/08

Calibration Standards Lot Numbers and Expiration Date					
Standard	Lot / Exp. Date	Standard	Lot / Exp. Date	Standard	Lot / Exp. Date
Auto Cal	7289-01/12-2009			240mV	222/03-2009
pH=4.0	020150-7AJ114/11-2006			1413 uS/cm	P783659/04-2009
pH=7.0	0292/12-2012			1.0 NTU	P783966/04-2009
pH=10.0	020180-7HG012/09-2008			10.0 NTU	P784629/04-2009
Zero DO	0366/01-2013				

08A101
237

Meter make/Model and SN: YSI556	pH 4 (standard units)	pH 7 (standard units)	pH 10 (standard units)	ORP	Cond. µS/cm	DO (Zero) mg/L	DO (mg/L) / Temp.
Pre-calibration Reading	4.10	6.76	9.99	239.4	1527		8.66/22.48°C
Post-calibration Reading	4.00	7.00	10.00	240.1	1413		8.6/22.4°C

Meter make/Model and SN: Lamotte	NTU	NTU	NTU	NTU	Comments
Pre-calibration Reading	2.40	6.40	9.98		a little wacky
Post-calibration Reading	0.00	1.00	10.00		

R8954

Meter make/Model and SN: Horiba U22	pH 4 (standard units)	pH 7 (standard units)	pH 10 (standard units)	ORP	Cond. µS/cm	DO (Zero) mg/L	DO (mg/L) / Temp.
Pre-calibration Reading	3.93	7.11	9.97		0.438	0.0	22.7/8.61
Post-calibration Reading	4.00	7.00	~~9.99~~ 9.99		0.449	0.0	8.54/22.7

Meter make/Model and SN: Lamotte	NTU	NTU	NTU	NTU	Comments
Pre-calibration Reading	0.0	1.33	20.3		
Post-calibration Reading	0.0	1.0	10.03		

[signature] 7/18/08
Signature/Date

DPT GEOCHEMICAL DATA FORM

Project Number: F06552

DPT Location: DPT099 – LC29 Adjacent MW020

Date: ~~7/17/08~~ 7/18/08

	DPT Location	Sample Depth	pH std units	Conductivity S/cm	Turbidity NTUs	Diss. O_2 g/L	Temp deg. C	Salinity %	TDS g/L	ORP mV
1138	099	16-20	7.16	0.149	>999*	1.76	27.31	0.1	1.0	-162
1140			7.10	0.148	↑	0.18	27.15	0.1	0.9	-167
1142			7.08	0.148	↓	0.00	27.07	0.1	0.9	-169
	Collected	sample	1142							
~~7-18-08~~										
0946	099	22-27	7.15	0.145	>999*	0.86	27.36	0.1	1.0	-225
0948			7.26	0.142	↑	0.13	27.27	0.1	0.9	-250
0950			7.26	0.141	↓	0.00	27.17	0.1	0.9	-260
	Collected	sample	0950							
1021	099	62-66	8.06	0.285	>999*	0.56	28.04	0.1	1.8	-210
1023			8.00	0.286	↑	0.12	27.62	0.1	1.8	-237
1025			7.98	0.287	↓	0.00	27.39	0.1	1.8	-242
	Collected	sample	1025							
1106	099	67-71	8.09	0.286	>999*	0.56	28.11	0.1	1.8	-240
1108			7.99	0.289	↑	0.06	27.69	0.1	1.9	-240
1110			7.96	0.289	↓	0.00	27.40	0.1	1.9	-233
	Collected	sample	1110							
1157	099	71-75	8.04	0.278	>999*	0.21	28.44	0.1	1.8	-264
1159			7.97	0.287	↑	0.00	27.69	0.1	1.8	-247
1201			7.94	0.287	↓	0.00	27.60	0.1	1.8	-229
	Collected	Sample	1201							
1332	099	76-80	8.07	0.225	>999*	0.51	29.80	0.1	1.5	-259
1334			7.94	0.268	↑	0.03	28.98	0.1	1.7	-261
1336			7.86	0.269	↓	0.00	28.68	0.1	1.7	-253
	Sample	Collected	1336							

Note: Insert units if not provided on sheet.

16-20, 22-27, 62-66, 67-71, 71-75, 76-80

* out of range

J:\adminshr\rem-frm\DPTFRM.XLS

DPT GEOCHEMICAL DATA FORM

DPT Location: LC34-DPT101 0920 start

Project Number: F0855L

Date: 7-18-02 mc

	DPT Location	Sample Depth	pH std units	Conductivity µ S/cm	Turbidity NTUs	Diss. O_2 g/L	Temp deg. C	Salinity %	TDS g/L	ORP mV
0933	DPT101	16-20	7.13	1.444	2280	0.98	26.37	0.72	0.934	-137.7
0935		16-20	7.10	1.434	849	0.28	25.92	0.72	0.932	-173.5
0937		16-20	7.10	1.426	732	0.18	25.85	0.71	0.928	-146.9
	collected sample @ 0940									
0955	DPT101	23-27	7.57	1.684	>9999	0.29	27.36	0.84	1.093	-132.9
0957		23-27	7.55	1.669	8202	0.14	25.84	0.38	1.090	-151.2
1000		23-27	7.58	1.664	5059	0.06	25.53	0.07	1.082	-157.8
	collected sample @ 1005									
1035	DPT101	62-66	8.15	2.306	953.5	1.25	27.54	1.18	1.498	-177.9
1037		62-66	8.16	2.316	9294	0.31	26.98	1.18	1.505	-204.6
1039		62-66	8.17	2.319	7991	0.10	26.63	1.19	1.507	-222.2
	collected sample @ 1042									
1126	DPT101	67-71	8.39	2.301	>9999	1.34	27.16	1.18	1.496	-205.6
1128		67-71	8.35	2.312	>9999	0.30	26.76	1.18	1.506	-242.6
1130		67-71	8.33	2.325	>9999	0.22	26.60	1.19	1.515	-247.4
	collected sample @ 1135									
1328	DPT101	77-80	8.53	2.359	6676	0.12	30.90	1.20	1.532	-204.5
1331		77-80	8.48	2.355	5230	0.05	30.58	1.20	1.529	-227.7
1333		77-80	8.48	2.350	5365	0.04	30.32	1.20	1.524	-236.8
	collected sample @ 1335									

Geo Nbing

Note: Insert units if not provided on sheet.

DPT GEOCHEMICAL DATA FORM

DPT Location: DPT102 - LC34

Project Number: F00552

Date: 7/18/08

	DPT Location	Sample Depth	pH std units	Conductivity S/cm	Turbidity NTUs	Diss. O_2 g/L	Temp deg. C	Salinity %	TDS g/L	ORP mV
1417	102	16-20	7.91	0.093	>999*	0.54	30.45	0.0	0.6	-245
1419			7.87	0.094	↑	0.08	29.86	0.0	0.6	-265
1421			7.83	0.098	↓	0.00	29.74	0.0	0.6	-274
	collected sample 1421									
1438	102	23-27	7.34	0.183	>999*	0.49	29.27	0.1	1.2	-212
1440			7.25	0.183	↑	0.00	28.73	0.1	1.2	-227
1442			7.21	0.182	↓	0.00	28.30	0.1	1.2	-235
	collected sample 1442									
1512	102	62-66	7.98	0.272	>999*	0.43	32.15	0.1	1.7	-278
1514			7.99	0.268	↑	0.05	30.51	0.1	1.8	-297
1516			7.97	0.290	↓	0.00	30.07	0.1	1.9	-293
	collected sample 1516									
1632	102	67-71	7.97	0.277	>999*	0.90	31.59	0.1	1.8	-248
1634			7.96	0.280	↑	0.40	30.63	0.1	1.8	-255
1636			7.93	0.289	↓	0.35	29.58	0.1	1.8	-246
	collected sample									
								~~0.1~~	~~1.8~~	~~-241~~
1740	102	71-75	7.94	0.277	>999*	0.74	29.09	0.1	1.8	-241
1742			7.94	0.283	↑	0.11	28.69	0.1	1.8	-253
1744			7.92	0.284	↓	0.02	28.43	0.1	1.8	-237
	collected sample 1744									
1817	102	76-80	7.91	0.275	>999*	0.58	28.44	0.1	1.7	-242
1819			7.94	0.281	↑	0.09	28.23	0.1	1.8	-239
1821			7.94	0.280	↓	0.00	28.09	0.1	1.8	-235
	collected sample 1821									

Note: Insert units if not provided on sheet.

J:\adminshr\rem-frm\DPTFRM.XLS

16-20, 23-27, 62-66, 67-71, 71-75, 76-80

* out of range

DPT GEOCHEMICAL DATA FORM
DPT Location: LC34 DPT03

Project Number: F005S2
Date: 7-18-08

	DPT Location	Sample Depth	pH std units	Conductivity mS/cm	Turbidity NTUs	Diss. O_2 mg/L	Temp deg. C	Salinity %	TDS g/L	ORP mV	
	DPT03	12-16	7.99	0.859	1299	0.17	27.44	0.41	0.544	-162.1	
		12-16	7.89	0.833	1115	0.10	27.03	0.10	0.541	-164.5	
		12-14	7.78	0.829	954	0.07	26.94	0.08	0.539	-164.5	
	collected sample @ 1507										
1518	DPT03	20-24	7.75	0.788	1795	0.51	27.74	0.38	0.514	-157.5	
1520		20-24	7.66	0.785	1891	0.41	27.45	0.38	0.509	-163.1	
1522		20-24	7.60	0.779	1792	0.40	27.19	0.38	0.507	-166.8	
	collected sample at 1530										
1543	DPT03	28-29	7.90	1.264	2788	0.60	27.10	0.63	0.822	-132.9	
45		28-29	7.78	1.264	~~1603~~ 2695	0.23	27.00	0.63	0.822	-138.2	
47		28-29	7.76	1.259	123	0.13	26.96	0.63	0.822	-141.7	
	collected sample at 1550										
1610	DPT03	30-34	7.91	2.108	3079	0.54	26.97	1.07	1.370	-155.5	
12		30-34	8.31	2.102	1914	0.27	26.88	1.07	1.368	-156.8	
14		30-34	7.92	2.101	1991	0.21	26.67	1.07	1.365	-157.9	
	collected sample at 1616										
1633	DPT03	41-45	7.92	2.837	3528	1.18	26.40	1.47	1.844	-117.5	
1635		41-45	7.87	2.837	1928	0.94	26.22	1.42	1.845	-122.9	
1637		41-45	7.84	2.834	338	0.60	26.11	1.47	1.845	-139.8	
	collected sample at 1640										
1743	DPT03	56-60	8.20	2.418	>9999	0.81	26.12	1.24	1.571	-135.6	c see
45		56-60	8.18	2.418	3496	0.19	26.02	1.24	1.571	-151.1	1753
49		56-60	8.15	2.417	634	0.17	25.93	1.24	1.571	-158.1	
1814	DPT03	61-65	8.40	2.494	>9999	0.87	26.52	1.28	1.623	-92.2	c see
16		61-65	8.30	2.507	>9999	0.76	25.81	1.29	1.629	-173.0	1820
18		61-65	8.27	2.504	1537	0.71	25.68	1.29	1.629	-175.3	

Note: Insert units if not provided on sheet.

J:\adminshr\rem-frm\DPTFRM.XLS

GeoSyntec Consultants **DAILY FIELD REPORT** Page 1 of

Project: LCJY
Project No.: FO 0552
Contractors: EDS - Chris Phelps & Keith Olsen ALF - Dale Schamp
Renegade - ~~George~~ Jorge Dosque, Louis Delgado

Date: 7/21/08
Task No.:

Work Performed

Well Installation:
Soil Borings:
DPT: x GW Sampling
Well Inventory:
Other:

Sampling Soil:
Sampling SW/Sediment:
Sampling Monitor Wells:
Sampling Hazardous Waste:
Sampling Drums:

Observations/Issues of Concern

0600 - @ office - calibrate equipment
0720 - onsite - called Duty office - ok to dig - EDS onsite
0800 - Renegade onsite
0800 - Ken Richards - PR&D - calls - apologizes for mess on Friday & will not charge us for work today
- DPT104 - @ location Kon map
DPT105 - 89 ft stepout along rd (ESE) from DPT 102 in area where paper was cleared
- 0915 - PR&D onsite - emptied carbon & cleaned up site ~1030 PR&D offsite
- 1000 - Jim onsite - ~1115 Jim offsite
- 1200 - offsite for lunch, 1240 back onsite
- 1420 - phase II - 1635 phase II over
- 1830 - left site

Plans/Future Activities

- start sampling hot spot 1 tomorrow
Sampling intervals - 12-16, 25-29, 30-34, 41-45, 56-60
- completed DPT 105, DPT104 (except 67-71), DPT105
- started DPT 107 (19 samples to lab)

[signature] 7/21/08
Signature/Date

j:\admnshare\rem-form\DAILY.XLS

Water Quality Meter
Calibration Form

Site Name: 1 C04 **Personnel:** R Dapralo
Location: CCAFS, FL
Date: 7/21/08

Calibration Standards Lot Numbers and Expiration Date					
Standard	Lot / Exp. Date	Standard	Lot / Exp. Date	Standard	Lot / Exp. Date
pH=4.0	020180-TAJ114 / 11-2008			240mV	52640 / 02-2013
Auto Cal	7289-01 / 12-2009			Zero DO	10366 / 01-2013
pH=7.0	0292 / 12-2012			1.0NTU	P783266 / 04-09
pH=10.0	020180-71+6012 / 09-2008			10.0NTU	P784629 / 04-09
1413 µS/cm	P783659 / 04-2009				

Meter make/Model and SN: YSI 556	pH 4 (standard units)	pH 7 (standard units)	pH 10 (standard units)	ORP	Cond. µS/cm	DO (Zero) mg/L	DO (mg/L) / Temp.
Pre-calibration Reading	4.20	6.95	10.09	243.6	1308	~~2434~~	8.73 / 22.23°C
Post-calibration Reading	4.00	7.00	10.02	240.0	1413		8.7 / 22.23°C

Meter make/Model and SN: LAMotte C	NTU	NTU	NTU	NTU	Comments
Pre-calibration Reading	0.00	1.56	9.56		
Post-calibration Reading	0.00	1.00	10.01		

Meter make/Model and SN: Horiba U22	pH 4 (standard units)	pH 7 (standard units)	pH 10 (standard units)	ORP	Cond. µS/cm	DO (Zero) mg/L	DO (mg/L) / Temp.
Pre-calibration Reading	3.94	7.07	9.99		0.453	0.0	8.64 / 22.51°C
Post-calibration Reading	4.00	7.00	10.00		0.449	0.0	8.66 / 22.51°C

Meter make/Model and SN:	NTU	NTU	NTU	NTU	Comments
Pre-calibration Reading	4.56	9.02	10.46		
Post-calibration Reading	0.00	1.00	10.00		

[signature] 7/21/08
Signature/Date

DPT GEOCHEMICAL DATA FORM

DPT Location: LC34 DPT104

Project Number: F0Ø552

Date: 7-21-08

EDS - MC

	DPT Location	Sample Depth	pH std units	Conductivity m S/cm	Turbidity NTUs	Diss. O_2 m g/L	Temp deg. C	Salinity %	TDS g/L	ORP mV	
0815	DPT104	16-20	7.16	1.223	2960	0.27	27.47	0.64	0.833	-155.4	
0817		16-20	7.15	1.278	1859	0.19	27.40	0.65	0.831	-157.9	
0819		16-20	7.14	1.271	1648	0.15	27.05	0.63	0.826	-163.5	
	collect sample	0820									
0832	DPT104	23-27	7.68	1.314	4062	0.87	27.43	0.65	0.853	-152.7	
34		23-27	7.68	1.325	2925	0.11	27.07	0.66	0.858	-164.0	
36		23-27	7.66	1.330	1783	0.09	26.64	0.66	0.864	-168.3	
	collect sample	0840									
0859	DPT104	62-66	8.07	2.732	>9999	0.47	27.62	1.40	1.773	-190.4	
0901		62-66	8.08	2.749	>9999	0.13	27.57	1.42	1.792	-205.4	
0903		62-66	8.08	2.769	1666	0.08	27.42	1.43	1.801	-213.4	
	collect sample	@ 0905									
0945	DPT104	71-75	8.08	2.614	>9999	0.70	28.72	1.34	1.696	-195.9	
47		71-75	8.08	2.661	>9999	0.07	28.49	1.36	1.724	-217.6	
49		71-75	8.07	2.694	81*	0.05	28.21	1.39	1.757	-228.7	
	collect sample	@ 0950									
1028	DPT104	76-80	8.17	2.657	>9999	1.28	29.54	1.36	1.723	-200.2	tight 30 degrees →
30		76-80	8.14	2.682	>999	0.67	29.57	1.37	1.740	-217.3	m brown gray
32		76-80	8.11	2.705	*	0.12	29.32	1.39	1.757	-231.4	
7-21-08	collect sample	@ 10.35									
** 7-22-08	DPT104	67-71**	7.86	1.982	>9999	0.48	27.42	1.00	1.286	-180.7	
		67-71	Insufficient H2O to			rum	- though	flowcell			
		67-71	↓							↓	
	collected sample	0875									

* turbidity from tubing post sampling

** skipped interval will advance new hole

Note: Insert units if not provided on sheet.

J:\adminshr\rem-frm\DPTFRM.XLS

DPT GEOCHEMICAL DATA FORM Project Number: F04512

DPT Location: DPT 105 – ~~NW~~ (SE) east of DPT 102 Date: 7/21/05

time	DPT Location	Sample Depth	pH std units	Conductivity S/cm (mS/cm)	Turbidity NTUs	Diss. O_2 g/L	Temp deg. C	Salinity %	TDS g/L	ORP mV
0909	105	16-20	7.90	58.6	>999*	0.42	28.93	0.0	0.40	-50
0911			8.25	56.3	↑	0.03	28.07	0.0	0.36	-178
0913			8.40	55.5	↓	0.00	27.85	0.0	0.36	-219
	Sample	collected	0910							
0933	105	23-27	7.74	0.240	>999*	0.37	27.76	0.0	1.5	-270
0935			7.67	0.340	↑	0.01	27.43	0.1	1.9	-288
0937			7.60	0.619	↓	0.00	27.19	0.3	3.8	-340
	Sample	collected	0937							
1010	105	62-66	8.22	0.232	>999*	0.20	32.85	0.1	1.5	-307
1012			8.14	0.254	↑	0.20	32.38	0.1	1.6	-310
1014			7.98	0.267	↓	1.82†	31.11	0.1	1.7	-201
	Sample	collected	1014							
1055	105	67-71	8.34	0.202	>999*	0.86	36.60	0.1	1.4	-289
1057			8.09	0.260	↑	0.22	32.48	0.1	1.7	-277
1059			8.05	0.266	↓	0.20	31.01	0.1	1.7	-265
	Sample	collected	1059							
1145	105	71-75	8.24	0.176	>999*	0.72	36.36	0.1	1.3	-308
1147			8.11	0.234	↑	0.61	35.93	0.1	1.4	-305
1149			7.97	0.249	↓	0.91	34.83	0.1	1.6	-264
	Sample	collected	1149							
1401	105	76-80	8.27	0.163	>999*	0.26	37.19	0.1	1.0	-309
1403			8.24	0.181	↑	0.10	37.08	0.1	1.2	-316
1405			8.25	0.193	↓	0.04	36.89	0.1	1.2	-319
	Sample	collected	1405							

Note: Insert units if not provided on sheet.

J:\adminshr\rem-frm\DPTFRM.XLS

16-20, 23-27, 62-66, 67-71, 71-75, 76-80

* out of range

† bubbles in flow through

Flow through in direct daylight → not GW temp

DPT GEOCHEMICAL DATA FORM
DPT Location: CC34 – DPT06

Project Number: F09552
Date: 7-21-05
EDS-mc

	DPT Location	Sample Depth	pH std units	Conductivity mS/cm	Turbidity NTUs	Diss. O_2 mg/L	Temp deg. C	Salinity %	TDS g/L	ORP mV
	DPT									
1134	106	16-20	7.26	2.106	5282	0.18	31.93	1.06	1.369	-165.2
1136		16-20	7.16	2.082	2783	0.10	31.38	1.05	1.352	-153.3
1138		16-20	7.11	2.067	2438	0.09	30.88	1.04	1.345	-152.5
	collected sample @ 1140									
1247	DPT06	23-27	7.60	2.707	1903	0.14	31.13	1.38	1.758	-162.3
1249		23-27	7.54	2.699	1519	0.12	30.93	1.38	1.754	-164.2
1251		23-27	7.51	2.686	1641	0.08	30.75	1.38	1.748	-166.4
	collected sample @ 1255									
1327	DPT06	62-66	8.02	2.795	>9999	0.46	32.42	1.43	1.814	-211.9
1329		62-66	8.02	2.792	10336	0.23	31.88	1.43	1.815	-216.4
31		62-66	8.01	2.793	3943	0.07	31.50	1.43	1.814	-226.8
	Collected sample @ 1335									
1420		67-71	8.10	2.822	13300	0.50	32.28	1.44	1.833	-186.0
22		67-71	8.06	2.830	12520	0.15	31.55	1.45	1.838	-192.3
24		67-71	Phase II –							
	collected sample @ 1328									
1720		71-75	8.00	2.716	>9999	0.19	28.71	1.40	1.767	-188.8
1702		71-75	7.96	2.735	>9999	0.09	28.71	1.41	1.778	-197.6
1704		71-75	7.94	2.737	>9999	0.07	28.73	1.41	1.780	-205.2
	collected sample @ 1705									
1740		76-80	8.24	2.478	7999	0.38	29.33	1.29	1.622	-102.5
		76-80	↑ NO	circulation –	very silty dk brown					
		76-80	↓							
	collected sample @ 1745									

Note: Insert units if not provided on sheet.

GeoSyntec Consultants **DAILY FIELD REPORT** Page 1 of 1

Project: LC34 Date: 7/22/08
Project No.: F0Ø552 Task No.:
Contractors: EDS - Chris Phelps, Keith Olsen ALF - Dale Schaap
Renegade - ~~George~~ Jorge Dosque, Louis Salgado

Work Performed

Well Installation:
Soil Borings:
DPT: X GW sampling
Well Inventory:
Other:

Sampling Soil:
Sampling SW/Sediment:
Sampling Monitor Wells:
Sampling Hazardous Waste:
Sampling Drums:

Observations/Issues of Concern

0600 - @ office - calibrate equipment, email data, pack cars
0700 - onsite - called duty office - OK to dig
0730 - EDS & Renegade onsite
1130 - EDS & Mayra offsite for lunch; 1205 - EDS & Mayra back onsite
1205 - Rebecca & Renegade offsite for lunch - 1235 - Rebecca & Renegade onsite
1240 - Hertz picked up generator
1320 - Phase II ~ over 1420
Mayra & EDS in hot spot one (DPT108 & DPT110)
1730 - EDS offsite
1845 - Renegade & Rebecca offsite

Plans/Future Activities

DPT104 completed (took sample @ 69'); DPT107 completed (64', 69', ~~71', 75'~~ 73', 80')
DPT108 completed; DPT109 completed & DPT110 completed
21 samples to Dale

[signature] 7/22/08
Signature/Date

dmnshare\rem-form\DAILY.XLS

Water Quality Meter
Calibration Form

Site Name: LC34
Location: CCAFS, FL
Date: 7/22/08

Personnel: R Dapont

Calibration Standards Lot Numbers and Expiration Date					
Standard	Lot / Exp. Date	Standard	Lot / Exp. Date	Standard	Lot / Exp. Date
Auto Cal	7289-01 / 12-2009			1413 µS/cm	P783659 / 04-2009
pH=4.0	020150-7AJ 114 / 11-2006			240mV	G 2643 / 02-2013
pH=7.0	0292 / 12-2012			1.0NTU	P782966 / 04-2009
pH=10.0	020180-7HG 012 / 09-2008			10.0NTU	P784629 / 04-2009
Zero DO	0366 / 01-2013				

08A1012
J7

Meter make/Model and SN: YSI 556	pH 4 (standard units)	pH 7 (standard units)	pH 10 (standard units)	ORP	Cond. µS/cm	DO (Zero) mg/L	DO (mg/L) / Temp.
Pre-calibration Reading	4.24	6.69	10.39	239.3	1465		8.25 / 23.57°C
Post-calibration Reading	4.00	7.00	10.06	240.0	1413		8.49 / 23.57°C

Meter make/Model and SN: LAMOTTE E	NTU	NTU	NTU	NTU	Comments
Pre-calibration Reading	-1.53	1.57	9.98		Acting up
Post-calibration Reading	0.00	1.01	10.00		

R8954

Meter make/Model and SN: Horiba U22	pH 4 (standard units)	pH 7 (standard units)	pH 10 (standard units)	ORP	Cond. µS/cm	DO (Zero) mg/L	DO (mg/L) / Temp.
Pre-calibration Reading	3.95	7.05	9.94	~~8.32~~ 10	0.448	0.0	8.77 / 23.14°C
Post-calibration Reading	4.00	7.01	10.01		0.449	0.0	8.47 / 23.14°C

Meter make/Model and SN: LAMOTTE	NTU	NTU	NTU	NTU	Comments
Pre-calibration Reading	1.80	0.98	8.07		
Post-calibration Reading	0.00	1.00	10.00		

[signature] 7/22/08
Signature/Date

DPT GEOCHEMICAL DATA FORM ~~[illegible]~~ rd ~~[illegible]~~ Project Number: F00552

DPT Location: DPT 107 – ~~[illegible]~~ Date: ~~7/21/08~~ 7/22/08

	DPT Location	Sample Depth	pH std units	Conductivity S/cm	Turbidity NTUs	Diss. O_2 g/L	Temp deg. C	Salinity %	TDS g/L	ORP mV
1751	DPT107	16-20	8.11	0.124	>999*	0.92	27.54	0.1	0.8	-162
1753			7.33	0.122	↑	0.26	27.29	0.1	0.8	-164
1755			7.23	0.121	↓	0.16	27.15	0.1	0.8	-162
	collected sample 1755									
1814	107	23-27	7.89	0.160	>999*	1.89	27.72	0.1	1.0	-214
1816			7.73	0.159	↑	2.73+	27.77	0.1	1.0	-173
1818			7.66	0.159	↓	3.78+	27.92	0.1	1.0	-166
	collected sample 1818									
7-22-08										
0811	107	62-66	8.12	0.265	>999*	0.73	27.34	0.1	1.7	-269
0813			8.13	0.269	↑	0.00	27.32	0.1	1.7	-277
0815			8.13	0.274	↓	0.00	27.31	0.1	1.7	-283
	collected sample 0815									
0901	107	67-71	8.36	0.162	>999*	0.53	28.61	0.1	1.0	-289
0903			8.19	0.259	↑	0.00	28.67	0.1	1.6	-297
0905			8.18	0.263	↓	0.00	28.63	0.1	1.7	-297
	collected sample 0905									
0954	107	71-75	8.50	0.183	>999*	0.42	32.97	0.1	1.2	-291
0956			8.27	0.184	↑	0.00	31.49	0.1	1.2	-304
0958			8.23	0.197	↓	0.00	29.06	0.1	1.2	-298
	collected sample 0958									
1049	107	76-80	8.32	0.204	>999*	0.56	36.67	0.1	1.3	-270
1051			8.16	0.254	↑	0.10	30.80	0.1	1.6	-284
1053			8.06	0.267	↓	0.00	30.06	0.1	1.7	-268
	collected sample 1053									

16-20, 23-27, 62-66, 67-71, 71-75, 76-80

Note: Insert units if not provided on sheet.

J:\adminshr\rem-frm\DPTFRM.XLS

* out of range

+ sample bubbly

DPT GEOCHEMICAL DATA FORM Project Number: F00552

DPT Location: U34 - DPT108 redo due to interval mis DAP Date: 7-22-08

EDS - MC

	DPT Location	Sample Depth	pH std units	Conductivity m S/cm	Turbidity NTUs	Diss. O_2 mg/L	Temp deg. C	Salinity %	TDS g/L	ORP mV
1220	DPT108	12-16	8.25	0.667	1950	0.48	29.22	0.32	0.433	-174.9
24		12-16	8.16	0.662	1136	0.29	28.77	0.32	0.430	-180.2
27		12-16	8.09	0.660	763	0.24	28.50	0.24	0.429	-184.5
	collected Sample @ 1225									
1236	DPT108	25-29	8.33	1.030	>9999	9.06	30.40	0.51	0.680	-190.2
38		25-29	8.33	1.029	>9999	0.29	28.81	0.50	0.668	-213.9
40		25-29	8.33	1.018	811	0.24	28.62	0.50	0.662	-224.6
	collected Sample @ 1242									
1255	DPT108	30-34	8.15	2.039	>9999	1.21	30.41	1.04	1.335	-196.6
57		30-34	8.14	2.065	7266	0.98	29.35	1.04	1.340	-215.8
54		30-34	8.12	2.072	1544	0.54	29.24	1.05	1.345	-222.8
	collected sample 1257									
1317	DPT108	41-45	8.15	2.462	>9999	1.15	30.61	1.26	1.602	-165.9
19		41-45	8.13	2465	>9999	0.98	30.25	1.26	1.602	-168.5
21		41-45	8.11	2464	867	0.73	29.67	1.26	1.603	-184.2
	collected @ 1325 PhT									
1445	DPT108	56-60	8.27	2498	>9999	0.38	31.43	1.28	1.635	-142.1
47		56-60	8.19	2.569	>9999	0.28	29.68	1.32	1.679	-158.4
49		56-60	8.12	2.587	2070	0.31	28.57	1.33	1.681	-162.3
	collected Sample 1502				(93.5)	post - from job, after sampling				

Note: Insert units if not provided on sheet.

J:\adminshr\rem-frm\DPTFRM.XLS

DPT GEOCHEMICAL DATA FORM

Project Number: F0Ø552

DPT Location: DPT 109 ; ~ midpoint blwn DPT104 & DPT105 (E of DPT099)

Date: 7/22/08

time	DPT Location	Sample Depth	pH std units	Conductivity S/cm	Turbidity NTUs	Diss. O_2 g/L	Temp deg. C	Salinity %	TDS g/L	ORP mV
				(mS/cm)						
1306	109	16-20	7.92	63.0	>999*	0.36	30.58	0.1	0.41	-234
1308			7.87	66.0	↑	0.06	30.22	0.0	0.41	-251
1310			7.85	76.9	↓	0.00	29.77	0.0	0.48	-258
	Collected sample 1310									
	109			(mS/cm) only						
1430	~~23-27~~	23-27	8.91	86.4	>999*	0.84	30.61	0.1	0.53	-144
1432			8.05	0.102	↑	0.16	29.46	0.1	0.7	-229
1434			7.97	0.105	↓	0.15	28.72	0.0	0.7	-240
	Collected Sample 1434									
1504	109	62-66	8.66	0.224	>999*	0.55	29.47	0.1	1.3	-244
1506			8.31	0.266	↑	0.00	28.76	0.1	1.7	-279
1508			8.16	0.272	↓	0.00	28.05	0.1	1.7	-281
	Collected sample 1508									
1551	109	67-71	8.99	0.164	>999*	0.33	29.70	0.1	1.0	-225
1553			9.02	0.160	↑	0.00	29.82	0.1	1.0	-286
1555			9.04	0.161	↓	0.00	29.84	0.1	1.0	-302
	Collected sample 1555									
1645	109	71-75	9.17	0.100	>999*	0.26	29.03	0.0	0.6	-211
1647			9.20	0.100	↑	0.00	28.93	0.0	0.6	-255
1649			9.21	0.100	↓	0.00	28.87	0.0	0.6	-279
	Collected Sample 1649									
1744	109	76-80	9.31	0.117	>999*	0.01	28.01	0.1	0.8	-217
1746			9.33	0.116	↑	0.00	27.99	0.1	0.7	-266
1748			9.34	0.115	↓	0.00	27.99	0.1	0.7	-289
	Collected Sample 1748									

16-20, 23-27, 62-66, 67-71, 71-75, 76-80

* out of range

Note: Insert units if not provided on sheet.

J:\adminshr\rem-frm\DPTFRM.XLS

DPT GEOCHEMICAL DATA FORM

DPT Location: LC34 - DPT110

Project Number: F00552

Date: 7-22-08

EDS - MC

	DPT Location	Sample Depth	pH std units	Conductivity m S/cm	Turbidity NTUs	Diss. O_2 m g/L	Temp deg. C	Salinity (%)	TDS g/L	ORP mV
1527	DPT110	12-16	8.03	0.831	426.7	0.54	28.42	0.40	0.539	-186.0
1529		12-16	7.96	0.831	421	0.27	27.63	0.40	0.540	-189.1
1531		12-16	7.85	0.829	779	0.22	27.24	0.40	0.539	-183.7
	Collected sample @ 1535									
1540	DPT110	25-29	7.82	1.491	>9999	0.58	28.68	0.74	0.971	-202.1
1542		25-29	7.88	1.503	4819	0.30	27.81	0.75	0.977	-230.9
1544		25-29	7.87	1.502	2614	0.19	27.12	0.75	0.976	-239.4
	Collected sample @ 1550									
1558	DPT110	30-34	8.05	1.582	>9999	0.83	27.95	1.01	1.295	-196.0
1600		30-34	8.04	2.015	~~2525~~	0.74	27.30	1.02	1.311	-221.5
1602		30-34	8.02	2.027	1623	0.34	26.70	1.03	1.318	-244.4
	Collected sample @ 1605									
1630	DPT110	41-45	8.11	2.427	>9999	0.55	27.65	1.24	1.573	-182.0
1632		41-45	8.08	2.439	1986	0.40	26.99	1.25	1.584	-208.7
1634		41-45	8.07	2.438	1290	0.31	26.76	1.25	1.584	-218.2
	Collected sample @ 1635									
1652	DPT110	56-60	8.20	2.463	>9999	0.98	27.70	1.27	1.611	-164.8
1654		56-60	8.15	2.518	1886	0.79	27.25	1.29	1.634	-184.8
1656		56-60	8.15	2.541	683.9	0.98	26.98	1.30	1.651	-202.5
	Collected sample @ 1700									

Note: Insert units if not provided on sheet.

J:\adminshr\rem-frm\DPTFRM.XLS

DPT GEOCHEMICAL DATA FORM
DPT Location: DPT III by MIP 4

Project Number: FO0552 31.3
Date: 12 July 2008
Mac EDT

	DPT Location	Sample Depth	pH std units	Conductivity mS/cm	Turbidity NTUs	Diss. O_2 g/L	Temp deg. C	Salinity %	TDS g/L	ORP mV
0746	DPT III	12-16	6.57	0.853	>9999	1.32	24.53	0.42	0.558	-38
46		12-16	6.48	0.849	1494	0.62	24.54	0.42	0.551	-78.8
50		12-16	6.64	0.844	1378	0.48	24.50	0.41	0.549	-100.9
0752	collected sample @ 0752 14'									
0803	DPT III	25-29	7.55	1.603	>9999	1.02	24.49	0.80	1.032	-131.5
0805		25-29	7.66	1.634	>9999	0.45	24.50	0.82	1.060	-179.5
0807		25-29	7.70	1.638	6637	0.34	24.41	0.82	1.058	-195.2
	collected sample @ 0810 27'									
0842	DPT III	30-34	8.00	2.009	>9999	1.34	24.62	1.02	1.288	-125.4
0844		30-34	8.01	2.019	>9999	0.89	24.58	1.03	1.314	-176.0
0846		30-34	8.03	2.025	1232*	0.79	24.55	1.03	1.316	-190.5
	collected sample @ 0847 / 32'									
0901	DPT III	41-45	8.10	2.354	>9999	0.85	24.23	1.21	1.531	-120.2
0903		41-45	8.06	2.376	>9999	0.81	24.22	1.22	1.541	-140.5
0905		41-45	8.03	2.388	176*	0.79	24.65	1.23	1.553	-153.2
	collected sample @ 43' - 0907									
0923		56-60	8.19	2.423	>9999	1.25	25.21	1.25	1.594	-119.8
0925		56-60	8.17	2.495	6523	0.51	25.16	1.27	1.613	-131.9
0927		56-60	8.14	2.523	1038*	0.77	25.10	1.29	1.631	-178.6
	collected 58' sample @ 0930									

Note: Insert units if not provided on sheet.

J:\adminshr\rem-frm\DPTFRM.XLS

- Right drizzle
* post sampling out of tubing

GeoSyntec Consultants **DAILY FIELD REPORT** Page 1 of 1

Project: LC04 Date: 7/20/08
Project No.: F00552 Task No.:
Contractors: EDS - Chris Phelps, Keith Olsen ALF - Dale Schamp
Renegade - Louis Salgado, Jorge Bosque

Work Performed

Well Installation:
Soil Borings:
DPT: X GW Sampling
Well Inventory:
Other:

Sampling Soil:
Sampling SW/Sediment:
Sampling Monitor Wells:
Sampling Hazardous Waste:
Sampling Drums:

Observations/Issues of Concern

0600 - @ office calibrate equipment - email data - pack cars
0710 - onsite - called duty office - ok to dig
0720 - Renegade & EDS onsite
Mayra @ DPT 111 colocated w/ MP004
Reb - DPT 112 - east side of slab btwn PA 12D & PA 09D
- closer to 9D due to large tree
0915 - ALF onsite
1115 - EDS & Mayra to lunch → back 1150
1140 - Renegade & Reb to lunch → return 1230
1230 - Called Glover oil again & left message w/ Dan about AST
1330 - Dan called & will pick up AST on Thurs or Fri
1245 - Jan onsite to GPS locations - offsite ~1445
1700 - Louis diabetic → sugar too high / light headed
1730 - offsite - phase II

Plans/Future Activities

Completed DPT 111, 112, 113, 114 - 27 samples to Dale
Started DPT 116, 115

[signature] 7/20/08
Signature/Date

j:\admnshare\rem-form\DAILY.XLS

Water Quality Meter
Calibration Form

Site Name: LC04 **Personnel:** R Daprato
Location: CCAFS, FL
Date: 7/22/08

Calibration Standards Lot Numbers and Expiration Date					
Standard	Lot / Exp. Date	Standard	Lot / Exp. Date	Standard	Lot / Exp. Date
Auto Cal	7289-01 / 12-2009			240mV	G 2643 / 02-2012
pH=4.0	020150 - 7AJ114 / 11-2008			Zero DO	0597 / 04-2012
pH=7.0	0292 / 12-2012			1.0 NTU	P783966 / 04-2009
pH=10.0	020180 - 7HJ012 / 09-2008			10.0 NTU	P784629 / 04-2009
1410 uS/cm	P782659 / 04-2009				

08A1012
J7

Meter make/Model and SN: YSI 556	pH 4 (standard units)	pH 7 (standard units)	pH 10 (standard units)	ORP	Cond. µS/cm	DO (Zero) mg/L	DO (mg/L) / Temp.
Pre-calibration Reading	~~3.97~~ ~~4.03~~ 3.99	7.01	10.22	240.8	0.975	0.0	8.46/22.05
Post-calibration Reading	4.00	7.00	10.04	247.4	1.418	0.0	8.99/22.07

Meter make/Model and SN: LAMOTTE C	NTU	NTU	NTU	NTU	Comments
Pre-calibration Reading	26858 -0.56	1.4	11.4		
Post-calibration Reading	0.00	1.00	10.0		

R8954

Meter make/Model and SN: Hoch U22	pH 4 (standard units)	pH 7 (standard units)	pH 10 (standard units)	ORP	Cond. µS/cm	DO (Zero) mg/L	DO (mg/L) / Temp.
Pre-calibration Reading	4.03	7.04	9.98		0.441	0.0	7.10 / 22.14°C
Post-calibration Reading	4.01	7.00	10.00		0.450	0.0	8.69 / 22.14°C

Meter make/Model and SN: [illegible]	NTU	NTU	NTU	NTU	Comments
Pre-calibration Reading	1.56	1.06	9.90		
Post-calibration Reading	0.00	1.00	10.01		

[signature] 7/22/08
Signature/Date

DPT GEOCHEMICAL DATA FORM

DPT Location: DPT 112 - between PA-20 & PA-09

Project Number: F08552

Date: 7/23/08

	DPT Location	Sample Depth	pH std units	Conductivity S/cm	Turbidity NTUs	Diss. O_2 g/L	Temp deg. C	Salinity %	TDS g/L	ORP mV
0755	112	16-20	7.37	0.136	>999*	0.58	26.97	0.1	0.9	-220
0757			7.72	0.125	↑	0.00	26.84	0.1	0.8	-243
0759			7.81	0.123	↓	0.00	26.57	0.1	0.8	-244
	collected sample 0759									
0829	112	22-27	7.90	0.268	>999*	0.00	26.11	0.1	1.7	-238
0831			7.94	0.261	↑	0.00	26.25	0.1	1.7	-247
0833			7.91	0.264	↓	0.00	26.22	0.1	1.7	-237
	collected sample 0833									
0858	112	62-66	8.39	0.265	>999*	0.39	26.38	0.1	1.7	-259
0900			8.28	0.273	↑	0.00	26.48	0.1	1.7	-281
0902			8.24	0.275	↓	0.00	26.44	0.1	1.8	-278
	collected sample 0902									
0948	112	67-71	8.57	0.241	>999*	0.65	26.85	0.1	1.5	-254
0950			8.43	0.252	↑	0.00	26.93	0.1	1.6	-296
0952			8.37	0.259	↓	0.00	26.80	0.1	1.7	-299
	collected sample 0952									
1039	112	71-75	8.29	0.236	>999*	0.89	27.81	0.1	1.5	-262
1041			8.13	0.258	↑	0.00	27.24	0.1	1.6	-264
1043			8.10	0.265	↓	0.00	27.18	0.1	1.7	-257
	collected sample 1043									
1122	112	76-80	8.25	0.220	>999*	0.74	29.68	0.1	1.4	-291
1124			8.17	0.244	↑	0.00	29.16	0.1	1.6	-300
1126			8.14	0.249	↓	0.00	29.12	0.1	1.6	-301
	collected sample 1126									

Note: Insert units if not provided on sheet.

J:\adminshr\rem-frm\DPTFRM.XLS

16-20, 22-27, 62-66, 67-71, 71-75, 76-80

* out of range

DPT GEOCHEMICAL DATA FORM

DPT Location: LC34-DPT113

Project Number: FO Ø552-31.3

Date: 7-23-08

EDS/MC

	DPT Location	Sample Depth	pH std units	Conductivity mS/cm	Turbidity NTUs	Diss. O_2 mg/L	Temp deg. C	Salinity %	TDS g/L	ORP mV	
1010	DPT113	12-16	7.93	0.835	1954	1.00	25.51	0.41	0.542	-169.2	getting sunny
1022		12-16	7.84	0.837	1038	0.63	25.38	0.41	0.544	-170.8	
1024		12-16	7.76	0.834	940	0.34	25.26	0.41	0.542	-171.5	
	collected 14' sample @ 1020										
1040	DPT113	25-29	8.12	1.637	>9999	1.84	27.85	0.82	1.066	-201.2	
42		25-29	8.10	1.646	4813	0.53	26.40	0.83	1.069	-202.8	
44		25-29	8.09	1.647	5519	0.03	26.12	0.83	1.071	-214.9	
	Collect 27' sample @ 1047										
1058	DPT113	30-34	8.25	2.186	>9999	0.96	27.06	1.11	1.423	-129.6	
1100		30-34	8.24	2.181	1090	0.20	26.75	1.11	1.416	-199.8	
1102		30-34	8.24	2.172		0.33	26.38	1.11	1.412	-223.5	
	collected 32 ft sample @ 1105										
1209	DPT113	41-45	8.27	2.394	>9999	0.98	29.15	1.22	1.553	-140.3	
1211		41-45	8.22	2.400	>9999	0.38	28.78	1.22	1.560	-168.3	
1213		41-45	8.1[illegible]	2.408	1094*	0.32	28.50	1.23	1.568	-179.5	
	collected 43 ft sample @ 1215										
1235	DPT113	56-60	8.25	2.517	>9999	0.98	32.00	1.29	1.651	-164.0	
37		56-60	8.22	2.595	4038	0.30	29.83	1.33	1.692	-183.3	
39		56-60	8.19	2.615	101.3*	0.25	29.29	1.34	1.698	-184.1	
	collected 58' sample @ 1245										

* read after sample collection

Note: Insert units if not provided on sheet.

J:\adminshr\rem-frm\DPTFRM.XLS

DPT GEOCHEMICAL DATA FORM

DPT Location: LC34-DPT 1/4 ~~adjacent~~ of MIP 9 & MIP 5

~ East

Project Number: FD Ø552

Date: 7-23-08

	DPT Location	Sample Depth	pH std units	Conductivity mS/cm	Turbidity NTUs	Diss. O_2 mg/L	Temp deg. C	Salinity %	TDS g/L	ORP mV
1352	DPT 1/4	12-16	7.94	0.775	3071	1.42	32.00	0.37	0.504	-145.7
1354		12-16	7.90	0.773	1260	0.74	31.36	0.37	0.502	-118.0
1356		12-16	7.88	0.772	915	0.25	31.23	0.37	0.502	-103.1
	Collect 14' sample @ 1388									
1404	DPT 1/4	25-29	8.01	1.761	>9999	1.92	31.46	0.87	1.130	-204.5
1406		25-29	7.99	1.791	3464	0.94	29.81	0.90	1.165	-214.7
1408		25-29	7.98	1.803	1474	0.72	28.52	0.91	1.175	-218.2
	Collect 27' sample @ 1410									
1427	DPT 1/4	30-34	8.01	2.307	46.46	1.40	31.23	1.16	1.499	-160.7
29		30-34	8.00	2.387	47.74	0.90	30.58	1.21	1.545	-179.5
31		30-34	7.98	2.399	68.74	0.54	29.80	1.23	1.568	-191.7
	Collected 32' sample @ 1433									
1448	DPT 1/4	41-45	8.18	2.396	>9999	1.09	30.80	1.22	1.557	-154.0
50		41-45	8.16	2.415	>9999	0.58	30.43	1.22	1.564	-171.0
52		41-45	8.14	2.421	627	0.05	29.46	1.24	1.577	-188.9
	collected 43' sample @ 1455									
	DPT 1/4	56-60	Insufficient H_2O to purge through cell							
		56-60								
		56-60								
	Collected 58' sample @ 1550									

Note: Insert units if not provided on sheet.

J:\adminshr\rem-frm\DPTFRM.XLS

DPT GEOCHEMICAL DATA FORM

DPT Location: LC34- DPT116

Project Number: FO0552

Date: 7/23/08 & 7-24-08

EDS Inc

	DPT Location	Sample Depth	pH std units	Conductivity mS/cm	Turbidity NTUs	Diss. O_2 mg/L	Temp deg. C	Salinity %	TDS g/L	ORP mV
1645	DPT116	16-20	7.91	1.024	736	0.33	30.91	0.50	0.666	-177.4
47		16-20	7.82	1.022	165	0.29	30.07	0.50	0.664	-176.2
49		16-20	7.76	1.021	147	0.29	29.71	0.50	0.664	-175.7
	collected 18' sample @ 1650									
1706	DPT116	23-27	7.85	1.082	1699	1.99	28.60	0.53	0.701	-153.8
		23-27	7.83	1.082	1058	0.98	27.96	0.53	0.702	-173.0
		23-27	7.82	1.082	1573	0.18	27.78	0.53	0.700	-175.1
	collected 25' sample @ 1715									
7-24-08 0759	DPT116	62-66	7.26	2.647	79999	0.71	25.69	1.32	1.681	-111.5
0801		62-66	7.43	2.704	3299	0.26	26.14	1.39	1.755	-172.5
02		62-66	7.47	2.724	1497	0.28	26.4	1.40	1.766	-183.2
	collected 64' sample @ 0805									
0844	DPT116	67-71	8.03	2.322	79999	1.50	26.64	1.10	1.415	-157.2
0846		67-71	8.00	2.670	79999	0.28	26.77	1.37	1.731	-213.8
0848		67-71	8.01	2.694	2158	0.23	26.60	1.39	1.744	-220.4
	collected 69' sample @ 0850									
0924	DPT116	71-75	8.18	2.531	4322	1.68	27.25	1.29	1.639	-180.0
0926		71-75	8.18	2.608	1057	0.53	26.77	1.35	1.702	-206.7
0928		71-75	8.13	2.630	191	0.33	26.62	1.35	1.709	-208.5
	collected 73 ft @ 0930									
0950	DPT116	76-80	Insufficient water to purge w/ peristaltic							
		72-80	even using a check valve							
		72-80								
	collected 78 ft sample @ 1000									

Note: Insert units if not provided on sheet.

J:\adminshr\rem-frm\DPTFRM.XLS

GeoSyntec Consultants **DAILY FIELD REPORT** Page 1 of 1

Project: LC24 Date: 7/24/08
Project No.: F00552 Task No.:
Contractors: EDS - Chas Phelps + Heath Oliver ALE - Dale Schamp
Renegade - Jamie Delgado, Jorge Barajas

Work Performed

Well Installation:
Soil Borings:
DPT: GW sampling
Well Inventory:
Other:

Sampling Soil:
Sampling SW/Sediment:
Sampling Monitor Wells:
Sampling Hazardous Waste:
Sampling Drums:

Observations/Issues of Concern

0600 - @ office calibrate eq, email data + pack cars
0700 - on site; called duty office - OK to dig
0725 - EDS on site 0730 - Renegade on site
- Rayra completing DPT 116 - Reb completing DPT 115
- Reb sampling DPT 117 - 12 weeds
- Rayra sampling DPT 118 & DPT 119 1st hot spot 1
~1145 Rayra + EDS → lunch → 1250 back on site
- 1220 Renegade & Reb offsite lunch → 1240 back on site
- 1800 EDS offsite
1820 - Rayra offsite
- 1845 - Rebecca offsite / Renegade

Plans/Future Activities

Completed DPT 116 (62-66) (67-71) (71-75) (76-80) ✓
Completed DPT 115 (71-75, 76-80); DPT 117 - (12 weeds) ✓5
Completed DPT 118 (hot spot 1) ✓; DPT 119 (hot spot 1) ✓5
Collected Sample DPT 75 (67-71) ✓; DPT 120 - no soft sample ✓4
b/c surrounded by locations w/ clean soft samples.
(28 samples to Date)

Signature/Date 7/24/08

Water Quality Meter
Calibration Form

Site Name: LC34 **Personnel:** N. Castellanos
Location: CCAFS, FL
Date: 7/24/08

Calibration Standards Lot Numbers and Expiration Date					
Standard	Lot / Exp. Date	Standard	Lot / Exp. Date	Standard	Lot / Exp. Date
Conduct.	P783659 / 4-4-09	(1413 uS/cm)		Auto CAL	7289-01 Dec 09
PH 4	020150 7A5 (Nov 03			Zero DO	0597 / 04-2013
PH 7	0292 12/2012			1.0 NTU	P783966 / 04-2009
PH 10	020180-7 46 0 9/08			10 NTU	P784629 / 04-2009
ORP	G2643 02/2013	(240 mV)			

08A1012
37

Meter make/Model and SN: YSI 556	pH 4 (standard units)	pH 7 (standard units)	pH 10 (standard units)	ORP	Cond. µS/cm	DO (Zero) mg/L	DO (mg/L) / Temp.
Pre-calibration Reading	8.93	6.99	10.01	260.7	1.441	—	8.63 / 23.99
Post-calibration Reading	4.00	7.00	10.00	240.0	1.443	—	8.48 / 24.05

Meter make/Model and SN: Lamotte 2020 e	NTU	NTU	NTU	NTU	Comments
Pre-calibration Reading	0.8	1.8	10.3		
Post-calibration Reading	0.0	1.0	10.0		

Meter make/Model and SN: P8954 Hor. [illegible]	pH 4 (standard units)	pH 7 (standard units)	pH 10 (standard units)	ORP	Cond. µS/cm	DO (Zero) mg/L	DO (mg/L) / Temp.
Pre-calibration Reading	4.18	6.74	10.01	265	0.459	8.95 /	23.39
Post-calibration Reading	3.99	7.0	10.00	271	0.450	0.0	23.33 / 8.53

Meter make/Model and SN: Lamotte	NTU	NTU	NTU	NTU	Comments
Pre-calibration Reading	0.70	1.3	10.5		
Post-calibration Reading	0.00	1.0	10.0		

[signature] for N.C. 7/24/08
Signature/Date

DPT GEOCHEMICAL DATA FORM

Project Number: F0Ø552

DPT Location: DPT 115 - SE of DPT 104 NE DPT 099

Date: 7/23/08 / 7/24/08

	DPT Location	Sample Depth	pH std units	Conductivity S/cm	Turbidity NTUs	Diss. O_2 g/L	Temp deg. C	Salinity %	TDS g/L	ORP mV
				(mS/cm)						
1400	115	16-20	8.95	61.3	>999*	0.29	31.76	0.0	0.40	-120
1402			8.24	75.0	↕	0.09	30.77	0.0	0.46	-261
1404			8.05	81.1		0.04	30.19	0.0	0.52	-272
	Collected Sample 1404									
1423	115	23-27	8.10	0.123	>999*	0.74	30.42	0.1	0.8	-255
1425			7.73	0.130	↕	0.17	28.89	0.1	0.8	-233
1427			7.58	0.131		0.00	28.07	0.1	0.8	-211
	Collected sample 1427									
	115	62-66	- No water production - just collected sample 1518							
			- very sandy							
	collected sample 1518									
	115	67-71	- No water production - just collected sample 1619							
			- very silty							
	collected sample 1619									
7/24/08 0813	115	71-75	7.82	0.198	>999*	0.73	26.25	0.1	1.3	-258
0815			8.02	0.265	↕	0.00	26.14	0.1	1.7	-269
0817			8.03	0.266		0.00	26.12	0.1	1.7	-256
	collected sample 0817									
0927	115	76-80	8.45	0.146	>999*	0.00	28.80	0.1	0.9	-357
0929			8.44	0.187	↕	0.00	27.94	0.1	1.2	-370
0931			8.43	0.216		0.00	27.66	0.1	1.4	-374
	collected sample 0931									

Note: Insert units if not provided on sheet.

J:\adminshr\rem-frm\DPTFRM.XLS

16-20, 23-27, 62-66, 67-71, 71-75, 76-80

* out of range

DPT GEOCHEMICAL DATA FORM Project Number: F0Ø552

DPT Location: DPT-117 – oxcleared party – step out from 80,82,298 Date: 7/24/08

time	DPT Location	Sample Depth	pH std units	Conductivity S/cm	Turbidity NTUs	Diss. O_2 g/L	Temp deg. C	Salinity %	TDS g/L	ORP mV
1102	117	16-20	7.49	0.101	>999*	0.70	25.97	0.0	0.7	-186
1104			7.41	0.101	↑	0.00	25.27	0.0	0.6	-185
1106			7.38	0.106	↓	0.00	25.00	0.0	0.6	-185
	collected sample 1106									
1120	117	23-27	8.50	0.181	>999*	0.29	26.20	0.1	1.1	-274
1122			8.17	0.181	↑	0.00	25.37	0.1	1.2	-254
1124			8.10	0.178	↓	0.00	25.11	0.1	1.1	-245
	Collected Sample 1124									
1159	117 ~~62-66~~	62-66	9.16	0.175	>999*	0.47	27.47	0.1	1.1	-317
1201			8.55	0.207	↑	0.00	26.97	0.1	1.2	-297
1203			8.38	0.202	↓	0.00	26.66	0.1	1.3	-282
	collected sample 1203									
1337	117	67-71	9.60	0.164	>999*	0.42	33.40	0.1	1.0	-254
1339			8.91	0.185	↑	0.00	30.94	0.1	1.1	-319
1341			8.66	0.205	↓	0.00	28.72	0.1	1.3	-313
	collected Sample 1341									
	117	76-80	= no water – difficulty w/ small tubing – just collected sample.							
	collected sample 1446									

Note: Insert units if not provided on sheet.

16-20, 23-27, 62-66, 67-71, 76-80

J:\adminshr\rem-frm\DPTFRM.XLS

DPT GEOCHEMICAL DATA FORM

DPT Location: LC34 - DPT 118

Project Number: F0Ø552

Date: 7/24/08

	DPT Location	Sample Depth	pH std units	Conductivity m S/cm	Turbidity NTUs	Diss. O_2 mg/L	Temp deg. C	Salinity %	TDS g/L	ORP mV
1052	DPT118	12-16	8.52	0.771	2072	0.88	29.73	0.37	0.498	-175.2
1054		12-16	8.30	0.755	1635	0.29	29.57	0.37	0.493	-194.4
1056		12-16	8.23	0.753	438	0.23	28.97	0.36	0.489	-206.7
	collected sample @ 14' @1100 (12-16)									
1219	DPT118	25-29	8.41	1.929	>9999	0.27	30.50	0.97	1.258	-176.8
1221		25-29	8.38	1.953	>9999	0.14	28.86	0.98	1.269	-233.6
1223		25-29	8.38	1.950	1870	0.12	28.58	0.98	1.267	-249.9
	collected 27' sample @ 1225									
1240	DPT118	30-34	8.42	2.392	>9999	1.25	29.56	1.21	1.549	-205.4
42		30-34	8.41	2.403	>9999	0.56	28.92	1.23	1.563	-234.4
44		30-34	8.41	2.415	666	0.37	28.72	1.23	1.569	-253.3
	Collected 32 ft sample @ 1250									
1300	DPT118	41-45	8.37	2.438	>9999	1.17	31.12	1.24	1.582	-152.6
02		41-45	8.31	2.440	>999	0.47	30.00	1.25	1.589	-176.3
04		41-45	8.30	2.446	1882	0.28	29.23	1.25	1.591	-190.3
	collected 43' sample @ 1306									
1315	DPT118	56-60	Insufficient water to measure							
		56-60	parameters - had to try twice to fill							
		56-60	tubing for sampling							
	collected 58' sample @ 1340									

low H_2O production zone

Note: Insert units if not provided on sheet.

J:\adminshr\rem-frm\DPTFRM.XLS

DPT GEOCHEMICAL DATA FORM
DPT Location: LC34 DPT19

Project Number: F00552
Date: 7-24-08

DPT Location	Sample Depth	pH std units	Conductivity ^ S/cm	Turbidity NTUs	Diss. O_2 ^ g/L	Temp deg. C	Salinity %	TDS g/L	ORP mV
DPT19	12-16	8.03	0.811	1273	0.30	27.89	0.39	0.527	-171.3
		7.86	0.857	1104	0.30	26.94	0.39	0.525	-172.3
		7.86	0.806	1057	0.30	26.61	0.39	0.523	-169.1
collected 14' sample @ 1440									
DPT19	25-29	7.81	1.921	1738	0.49	28.65	0.90	1.236	-192.9
		7.96	1.956	1719	0.22	27.12	0.90	1.272	-240.2
		7.96	1.962	1381	0.23	27.07	0.89	1.276	-245.9
collected 27' samp. @ 1458									
DPT19	30-34	8.26	2.126	>9999	0.99	29.23	1.08	1.381	-158.8
	30-34	8.26	2.157	1864	0.41	28.09	1.09	1.399	-204.9
	30-34	8.26	2.161	1298	0.31	27.49	1.10	1.407	-236.8
collected 32' sample @ 1520									
DPT19	41-45	8.29	2.309	>9999	0.64	29.25	1.18	1.514	-275.5
	41-45	8.26	2.347	3820	0.28	28.41	1.20	1.529	-274.2
	41-45	8.26	2.373	1145	0.28	28.00	1.21	1.541	-274.3
collected 43' sample 1540									
DPT19	56-60	8.45	2.493	>9999	1.46	29.72	1.28	1.632	-116.8
	56-60	8.43	2.550	2929	0.77	28.33	1.30	1.645	-175.0
	56-60	8.40	2.541	2597	0.31	27.43	1.30	1.653	-213.5
collected 58' sample @ 1620									
* had to use check value as water to complete H_2O									
new high flow cell									

Note: Insert units if not provided on sheet.

J:\adminshr\rem-frm\DPTFRM.XLS

DPT GEOCHEMICAL DATA FORM Project Number: FO Ø 552

DPT Location: DPT 120 – btwn DPT 98 & DPT 72 Date: 7/24/08

time	DPT Location	Sample Depth	pH std units	Conductivity S/cm	Turbidity NTUs	Diss. O_2 g/L	Temp deg. C	Salinity %	TDS g/L	ORP mV
1617	DPT 120	16-20	7.54	0.097	>999*	3.37Δ	30.73	0.0	0.6	-189
1619			7.55	0.092	↑	1.02Δ	30.22	0.0	0.6	-230
1621			7.53	0.091	↓	1.41Δ	29.55	0.0	0.6	-228
	Sample	collected	1621							
1639	120	23-27	8.60	0.142	>999*	0.89	28.07	0.1	0.9	-154
1641			8.14	0.161	↑	0.09	27.68	0.1	1.0	-252
1643			7.97	0.162	↓	0.00	27.39	0.1	1.0	-233
	Sample	collected	1643							
1727	120	62-66	8.58	0.168	>999*	0.00	33.20	0.1	1.1	-324
1729			8.58	0.170	↑	0.00	32.93	0.1	1.1	-328
1731			8.59	0.168	↓	0.00	32.68	0.1	1.1	-332
	Sample	collected	1731							
1811	120	67-71	8.23	0.211	>999*	1.1	27.23	0.1	1.3	-272
1813			8.16	0.229	↑	0.0	26.85	0.1	1.5	-286
1815			8.15	0.233	↓	0.0	26.72	0.1	1.5	-287
	Sample	collected	1815							
	– NO	76-80	b/c	surrounded	by	[illegible]	w/	clean	80ft	samples

Note: Insert units if not provided on sheet.

J:\adminshr\rem-frm\DPTFRM.XLS

16-20, 23-27, 62-66, 67-71, 76-80

* out of range

Δ bubbly sample

GeoSyntec Consultants **DAILY FIELD REPORT** Page 1 of 1

Project: LC34 Date: 7/20/08
Project No.: F00552 Task No.:
Contractors: EDS - Chris Phelps & Keith Olsen ALF - Dale Schaap
Renegade - Louis Salgado, Jorge Dosquez

Work Performed

Well Installation:
Soil Borings:
DPT: X GW sampling
Well Inventory:
Other:

Sampling Soil:
Sampling SW/Sediment:
Sampling Monitor Wells:
Sampling Hazardous Waste:
Sampling Drums:

Observations/Issues of Concern

0600 - @ office calibrate equipment, email data & pack cars
0700 - onsite, called daily office - ok to dig
Magna @ DPT 121 - btwn DPT 089 & DPT 078
Reb @ DPT 122 - btwn DPT 106 & DPT 097
Magna @ DPT 123 btwn DPT 105 & MIP 18
Reb @ step out from DPT 115
Reb @ DPT 125 - colocated w MIP 018 - Jim brought core drill & drilled a hole
Precision grouting holes from MP 015, 016, 018, 024, 025, 026 & 019
Magna @ DPT 126 step out from DPT 111 - hotspot 1
labeled all drums & spill pallets - off site ~1830

Plans/Future Activities

completed DPT 121 (6 samples), 122 (5 samples) 123 (6 samples), 124 (1 sample), 125 (5 samples) 126 (2 samples) - 25 samples to Dale

[signature] 7/20/08
Signature/Date

j:\admnshare\rem-form\DAILY.XLS

Water Quality Meter
Calibration Form

Site Name: LC24 **Personnel:** K. Castellanos
Location: CCAFS, FL
Date: 7/20/08

Calibration Standards Lot Numbers and Expiration Date					
Standard	Lot / Exp. Date	Standard	Lot / Exp. Date	Standard	Lot / Exp. Date
ESI Auto CAL	7289-01 - Dec 09			ϕ O2	0597 / 04-2010
Ph 4	020150 7A J114 -	11-08		ORP	240mV 02643 / 2-13
Ph 7	0292 / 12-12			1 NTU	P783966 / 04-2009
Ph 10	P880023 / 7-09			10 NTU	P784629 / 04-2009
Cond	P783659 / 4-09				

Meter make/Model and SN: YSI / ES	pH 4 (standard units)	pH 7 (standard units)	pH 10 (standard units)	ORP	Cond. µS/cm	DO (Zero) mg/L	DO (mg/L) / Temp.
Pre-calibration Reading	4.09	7.01	9.57	238.9	1.478	0.095 mL ~~238.9~~	22.91 / 8.85
Post-calibration Reading	4.00	7.00	10.0	240.0	1.413	~~240.0~~ mL	8.57 / 22.97 ✓

Meter make/Model and SN: Lamotte C	NTU	NTU	NTU	NTU	Comments
Pre-calibration Reading	0.1	0.9	9.9		
Post-calibration Reading		1.0	10.0		

Meter make/Model and SN: Hanna U22	pH 4 (standard units)	pH 7 (standard units)	pH 10 (standard units)	ORP	Cond. µS/cm	DO (Zero) mg/L	DO (mg/L) / Temp.
Pre-calibration Reading	4.09	7.01	10.6	281	0.416	8.69 / 22.97	
Post-calibration Reading	4.00	7.00	10.0		0.449	0.00 ✓	

Meter make/Model and SN:	NTU	NTU	NTU	NTU	Comments
Pre-calibration Reading					Not working
Post-calibration Reading					could not keep in range

[signature] for MC 7/20/08
Signature/Date

DPT GEOCHEMICAL DATA FORM

DPT Location: DPT 121

LC3L - DPT 121 near DPT 89

Project Number: 70 0552

Date: 7-25-08

EDS / ML

	DPT Location	Sample Depth	pH std units	Conductivity mS/cm	Turbidity NTUs	Diss. O_2 mg/L	Temp deg. C	Salinity %	TDS g/L	ORP mV
0758	DPT121	16-20	6.46	1.900	1278	0.45	27.24	0.96	1.230	-108.8
0800		16-20	6.50	1.886	777	0.39	27.06	0.40	1.228	-116.7
0802		16-20	6.53	1.870	636	0.33	26.65	0.32	1.216	-125.3
	collected 18' sample @ 0805									
0815	DPT121	23-27	7.10	1.841	2087	0.56	27.42	0.92	1.189	-145.8
0817		23-27	7.13	1.893	2181	0.22	27.07	0.95	1.228	-165.9
0819		23-27	7.13	1.904	1819	0.20	26.48	0.96	1.238	-168.0
	collected 25' sample @ 0821									
0843	DPT121	62-66	7.58	2.302	>9999	0.75	27.87	1.18	1.512	-178.7
0845		62-66	7.60	2.361	>9999	0.49	27.55	1.20	1.529	-183.2
0847		62-66	7.63	2.414	3021	0.29	27.12	1.23	1.568	-198.5
	collected 64 ft sample @ 0850									
0926	DPT121	67-71	7.78	2.423	>9999	0.81	28.13	1.24	1.574	-169.3
0928		67-71	7.78	2.427	6888	0.76	27.83	1.24	1.576	-186.3
0930		67-71	7.78	2.427	7511	0.67	27.64	1.24	1.577	-193.8
	collected 69 ft sample @ 0932									
1007	DPT121	71-75	7.95	2.097	>9999	1.82	30.24	1.03	1.334	-162.7
1009		71-75	7.93	2.290	>9999	0.91	28.92	1.16	1.480	-196.9
1011		71-75	7.89	2.347	>999	0.46	28.80	1.19	1.519	-24.9
	collected 73' sample @ 1015									
1039	DPT121	76-80	8.26	1.893	>9999	1.74	30.87	0.95	1.229	-172.3
1041		76-80	8.18	1.888	>9999	0.97	30.72	0.95	1.225	-186.8
1043		76-80	7.78	1.893	>9999	0.85	30.66	0.59	1.253	-202.7
	collected 78' sample @ 1045									

Note: Insert units if not provided on sheet.

J:\adminshr\rem-frm\DPTFRM.XLS

DPT GEOCHEMICAL DATA FORM

Project Number: F04552

DPT Location: DPT 122 - btwn DPT097 & DPT106

Date: 2/25/05

	DPT Location	Sample Depth	pH std units	Conductivity S/cm	Turbidity NTUs	Diss. O_2 g/L	Temp deg. C	Salinity %	TDS g/L	ORP mV
0820	122	16-20	6.79	0.187	>999*	0.98	27.06	0.1	1.3	-174
0822			6.95	0.177	↑	0.20	26.94	0.1	1.1	-172
0824			6.97	0.172	↓	0.14	26.87	0.1	1.1	-167
	Collected sample 0824									
0941	122	23-27	10.15	0.258	>999*	0.59	28.16	0.2	2.0	-353
0943			10.21	0.331	↑	0.19	27.75	0.2	2.1	-343
0945			10.20	0.317	↓	0.15	27.43	0.2	2.2	-321
	Collected sample 0945									
0913	122	62-66	8.21	0.236	>999*	0.53	29.29	0.1	1.5	-292
0915			8.11	0.246	↑	0.00	28.13	0.1	1.5	-297
0917			8.12	0.221	↓	0.00	28.22	0.1	1.4	-298
	Collected sample 0917									
0955	122	67-71	8.09	0.206	>999*	0.51	29.04	0.1	1.3	-342
0957			8.09	0.250	↑	0.00	28.51	0.1	1.5	-326
0959			8.08	0.240	↓	0.00	28.17	0.1	1.6	-300
	Collected sample 0959									
1034	122	71-75	8.20	0.220	>999*	0.28	29.62	0.1	1.4	-314
1036			8.12	0.232	↑	0.00	28.84	0.1	1.4	-319
1038			8.09	0.293	↓	0.00	28.58	0.1	1.5	-317
	Collected sample 1038									

Note: Insert units if not provided on sheet.

16-20 ✓, 23-27 ✓, 62-66 ✓, 67-71 ✓, 71-75 ✓

* out of range

J:\adminshr\rem-frm\DPTFRM.XLS

DPT GEOCHEMICAL DATA FORM

Project Number: EQ0552

DPT Location: 4634 - DPT 123 w/ in Permanganate treatment zone near DPT 112 & 105

Date: 7-25-08

	DPT Location	Sample Depth	pH std units	Conductivity m S/cm	Turbidity NTUs	Diss. O_2 g/L	Temp deg. C	Salinity %	TDS g/L	ORP mV	
1242	DPT123	16-20	8.98	0.656	>9999	1.30	32.80	0.31	0.425	-40.4	
1244		16-20	8.93	0.659	9999	0.25	30.77	0.31	0.423	-48.3	
1246		16-20	8.91	0.670	4224	0.17	29.79	0.31	0.416	-57.8	
	collected 18' sample @ 1250										
1319	DPT123	23-27	9.25	1.883	~~>9999~~	0.95	32.53	0.94	1.219	-10.4	
1321		23-27	9.35	1.879	38.3	0.60	30.21	0.94	1.221	-65.6	
1323		23-27	9.38	1.874	30.01	0.57	30.02	0.94	1.218	-76.1	
	collected 25' sample @ 1325				(61.8)						
1344	DPT123	62-66	8.38	2.431	>9999	1.27	31.82	1.24	1.588	-50.8	
1346			8.21	2.519	>9999	1.20	30.71	1.29	1.644	-48.3	
1348			8.18	2.553	>9999	0.81	30.23	1.30	1.655	-48.6	
	collected 65' sample @ 1350										
1428	DPT123	67-71	8.42	2.207	>9999	1.35	33.66	1.06	1.397	-60.0	moisture lost
1430		67-71	8.41	2.221	>9999	1.06	32.85	1.15	1.480	-63.5	
1432		67-71	8.32	2.358	>9999	0.85	31.87	1.18	1.521	-81.6	
	collected 69' sample @ 1434										
1449	DPT123	71-75	8.66	1.796	>9999	1.35	32.00	0.90	1.175	-59.5	
1451		71-75	8.60	1.029	9999	1.08	32.00	0.98	1.137	-69.2	
1453		71-75	8.46	2.196	>9999	0.67	31.60	1.08	1.375	-68.2	
	collected 73' sample @ 1455										
1510		76-80	Instrument	SW to purge	flow cell						
		76-80									
		76-80									
	collected 78' sample @ 1535										

Note: Insert units if not provided on sheet.

J:\adminshr\rem-frm\DPTFRM.XLS

DPT GEOCHEMICAL DATA FORM

Project Number: F08552

DPT Location: DPT124 - step out from DPT115 NE

Date: 7/25/08

DPT Location	Sample Depth	pH std units	Conductivity S/cm	Turbidity NTUs	Diss. O_2 g/L	Temp deg. C	Salinity %	TDS g/L	ORP mV
1223 124	71-75	8.35	0.269	>999*	0.98	32.89	0.1	1.7	-294
1225		8.16	0.283	↑	0.08	29.44	0.1	1.8	-273
1227		8.14	0.284	↓	0.00	29.10	0.1	1.8	-262
collected sample 1227									

Note: Insert units if not provided on sheet.

- collecting 71-75 ft only for dilution

J:\adminshr\rem-frm\DPTFRM.XLS

DPT GEOCHEMICAL DATA FORM

Project Number: F0 0552

DPT Location: DPT125 – adjacent to MP018

Date: 7/25/05

Time	DPT Location	Sample Depth	pH std units	Conductivity S/cm	Turbidity NTUs	Diss. O_2 g/L	Temp deg. C	Salinity %	TDS g/L	ORP mV
1417	125	16-20	7.04	0.126	>999*	0.19	30.45	0.1	0.8	-181
1419			7.02	0.125	↑	0.00	30.21	0.1	0.8	-182
1421			7.01	0.124	↓	0.00	29.87	0.1	0.8	-182
	collected sample		1421							
1439	125	22-27	6.86	0.215	>999*	0.65	29.50	0.1	1.4	-151
1441			6.80	0.214	↑	0.02	28.83	0.1	1.4	-151
1443			6.78	0.213	↓	0.13	28.57	0.1	1.4	-152
	collected sample		1443							
1505	125	36-40	7.50	0.329	>999*	0.72	29.88	0.2	2.1	-211
1507			7.40	0.327	↑	0.00	29.03	0.2	2.1	-182
1509			7.27	0.326	↓	0.00	28.88	0.2	2.1	-176
	collected sample		1500							
1545	125	45-49	7.85	0.288	>999*	0.83	29.58	0.1	1.8	-250
1547			7.70	0.297	↑	0.06	28.60	0.1	1.9	-204
1549			7.65	0.297	↓	0.06	28.37	0.1	1.9	-190
	collected sample		1549							
1626	125	62-66	8.35	0.264	>999*	0.27	31.12	0.1	1.7	-287
1628			8.03	0.236	↑	0.11	29.39	0.1	1.5	-241
1630			7.97	0.227	↓	0.03	28.95	0.1	1.5	-227
	collected sample		1630							

Note: Insert units if not provided on sheet.

16-20, 22-27, 36-40, 45-49, 62-66

* out of range

J:\adminshr\rem-frm\DPTFRM.XLS

DPT GEOCHEMICAL DATA FORM

DPT Location: LC34-DPT126 Area 1

Project Number: F0D552

Date: 7-21-08

DPT Location	Sample Depth	pH std units	Conductivity S/cm	Turbidity NTUs	Diss. O_2 mg/L	Temp deg. C	Salinity %	TDS g/L	ORP mV
1609 DPT126	25-29	8.14	1.657	>9999	1.08	29.93	0.82	1.073	-139.0
1611	25-29	8.11	1.662	>9999	0.99	28.80	0.83	1.079	-141.2
1613	25-29	8.06	1.667	6438	0.20	28.36	0.83	1.082	-143.9
Collected 27' Sample @ 1615									
1620 DPT126	41-45	8.00	2.207	>9999	0.98	28.46	1.018	1.416	-104.8
1622	41-45	7.99	2.237	8635	0.41	28.26	1.13	1.446	-115.8
1624	41-45	7.98	2,262	2232	0.21	28.00	1.16	1.485	-127.1
Collected 43' Sample @ 1625									

Note: Insert units if not provided on sheet.

J:\adminshr\rem-frm\DPTFRM.XLS

DPT SAMPLING
AUGUST 2008

FIELD FORMS

Geosyntec consultants

DAILY FIELD REPORT

Page 1 of 1

Project: F00552
Project No.: LC34
Contractors: EDS + Keith Olson + Glen (JR) Pennington

Date: 8/15/08
Task No.:

Work Performed

Well Installation:
Soil Borings:
DPT: X
Well Inventory:
Other:

Sampling Soil:
Sampling SW/Sediment:
Sampling Monitor Wells:
Sampling Hazardous Waste:
Sampling Drums:

Observations/Issues of Concern

0645 Meet Rebecca at office. Calibrate and load equipment.
0715 Get call from EDS that one of the drillers did not show up for work. They are getting a replacement but will be late.
0830 Arrive at site. meet Sean for utility locate. Call duty office and get OK to dig. Mark sample locations.
0930 Keith and JR (EDS) arrive at site.
1000 Hand auger and drill DPT127. Sampled at 18ft + 25ft. Grout hole and decon equipment.
1100 Start DPT128. Sampled at 18ft + 25ft. Grout hole + decon.
1200 Lunch Break
1230 mark the rest of the locations. Keith + JR help put the Poly Tanks inside fenced storage area.
1300 Work stopped due to phase II lightening warning.
1400 ~~Start~~ DPT129, DPT130, DPT131 and DPT132 Sampled at 18ft + 25ft. Grout holes, dispose of IDW
1816 leave site for the day.

Plans/Future Activities

Drum Bar Code 168952 Spill Pallet 146005
All pallets are strapped down.

Jan Bonfiglio 8/15/08
Signature/Date

Water Quality Meter Calibration Form

Site Name: LC34 **Personnel:** Jan Barfus
Location: CCAFS FL
Date: 8/15/08

Calibration Standards Lot Numbers and Expiration Date					
Standard	Lot / Exp. Date	Standard	Lot / Exp. Date	Standard	Lot / Exp. Date
Autocal	7289-01/12-2009				
pH7	0292/12-2012				
pH10	P8880237/7-2009				
Zero Oxygen	0597/04-2013				
Redox	6577/05-2010				

Meter make/Model and SN: 617300G Horiba U-22	pH 4 (standard units)	pH 7 (standard units)	pH 10 (standard units)	ORP	Cond. µS/cm	DO (Zero) mg/L	DO (mg/L) / Temp.
Pre-calibration Reading	3.93	7.03	9.83	~~202~~	4.39	0.00	—
Post-calibration Reading	4.00	7.00	10.00	—	4.49	0.00	—

Meter make/Model and SN: R2401 LaMotte 2020	1.0 NTU	10.0 NTU	NTU	NTU	Comments
Pre-calibration Reading	0.89	9.87			
Post-calibration Reading	1.00	10.0			

Meter make/Model and SN:	pH 4 (standard units)	pH 7 (standard units)	pH 10 (standard units)	ORP	Cond. µS/cm	DO (Zero) mg/L	DO (mg/L) / Temp.
Pre-calibration Reading							
Post-calibration Reading							

Meter make/Model and SN:	NTU	NTU	NTU	NTU	Comments
Pre-calibration Reading					
Post-calibration Reading					

Jan Barfus 8/15/08
Signature/Date

DPT GEOCHEMICAL DATA FORM

DPT Location: DPT127

Project Number: F080552

Date: 8/15/08

DPT Location / Time	Sample Depth	pH std units	Conductivity mS/cm	Turbidity (1) NTUs	Diss. O_2 mg/L	Temp deg. C	Salinity %	TDS g/L	ORP mV
1010	18	7.28	1.79	>999	1.62	29.98	0.1	1.1	-137
1012	18	7.58	1.67	>999	0.52	29.43	0.1	1.1	-144
1014	18	7.58	1.66	>999	0.42	29.37	0.1	1.1	-146
1026	25	8.01	1.92	>999	0.51	29.53	0.1	1.2	-258
1028	25	8.00	1.90	>999	0.39	29.38	0.1	1.2	-257
1030	25	7.99	1.89	>999	0.29	29.26	0.1	1.2	-256

Note: Insert units if not provided on sheet.

J:\adminshr\rem-frm\DPTFRM.XLS

(1) >999 indicates Turbidity was too high to measure.

DPT GEOCHEMICAL DATA FORM

DPT Location: DPT128

Project Number: F080552

Date: 8/15/08

Time

DPT Location	Sample Depth	pH std units	Conductivity mS/cm	Turbidity (1) NTUs	Diss. O_2 mg/L	Temp deg. C	Salinity %	TDS g/L	ORP mV
1110	18	8.47	0.620	>999	0.78	30.41	0.0	0.43	-253
1112	18	8.02	0.700	>999	0.53	30.13	0.0	0.48	-248
1114	18	7.87	0.760	>999	0.38	29.83	0.0	0.49	-245
1124	25	8.03	1.68	>999	0.19	29.71	0.1	1.1	-265
1126	25	7.95	1.72	>999	0.09	29.20	0.1	1.1	-253
1128	25	7.88	1.71	>999	0.08	28.80	0.1	1.1	-241

Note: Insert units if not provided on sheet.

J:\adminshr\rem-frm\DPTFRM.XLS

(1) >999 indicates turbidity was too high to measure.

DPT GEOCHEMICAL DATA FORM

Project Number: F08552

DPT Location: DPT129

Date: 8/15/08

DPT Location (Time)	Sample Depth (BRD)	pH std units	Conductivity m S/cm	Turbidity ① NTUs	Diss. O_2 m g/L	Temp deg. C	Salinity %	TDS g/L	ORP mV
1430	18	7.30	1.33	>999	2.06	28.56	0.1	0.9	-170
1432	18	7.31	1.33	>999	1.39	28.27	0.1	0.9	-167
1434	18	7.31	1.33	>999	0.59	28.14	0.1	0.8	-169
1454	25	7.97	1.77	>999	0.24	28.57	0.1	1.2	-251
1456	25	8.00	1.82	>999	0.12	28.50	0.1	1.2	-248
1458	25	7.97	1.84	>999	0.07	28.39	0.1	1.2	-243

Note: Insert units if not provided on sheet.

J:\adminshr\rem-frm\DPTFRM.XLS

① >999 indicates turbidity was too high to measure.

DPT GEOCHEMICAL DATA FORM

DPT Location: DPT130

Project Number: F00552

Date: 8/15/08

DPT Location (Time JRB)	Sample Depth	pH std units	Conductivity mS/cm	Turbidity ① NTUs	Diss. O_2 mg/L	Temp deg. C	Salinity %	TDS g/L	ORP mV
1530	18	7.64	1.73	>999	0.77	29.50	0.1	1.1	-202
1532	18	7.46	1.73	>999	0.68	28.77	0.1	1.1	-180
1534	18	7.40	1.72	>999	0.43	28.91	0.1	1.1	-177
1544	25	8.37	1.92	>999	0.47	29.16	0.1	1.2	-268
1546	25	8.12	1.94	>999	0.36	28.90	0.1	1.2	-259
1548	25	8.01	1.95	>999	0.28	28.58	0.1	1.2	-244

Note: Insert units if not provided on sheet.

J:\adminshr\rem-frm\DPTFRM.XLS

① >999 indicates Turbidity is too high to measure

DPT GEOCHEMICAL DATA FORM

DPT Location: DPT131

Project Number: F08552

Date: 8/15/08

~~DPT~~ Location	Sample Depth	pH std units	Conductivity m S/cm	Turbidity ① NTUs	Diss. O_2 mg/L	Temp deg. C	Salinity %	TDS g/L	ORP mV
1650	18	7.94	0.92	>999	0.38	29.98	0.0	0.6	-236
1652	18	7.94	0.91	>999	0.29	29.81	0.0	0.6	-239
1654	18	7.97	0.91	>999	0.25	29.65	0.0	0.6	-245
1704	25	10.00	1.56	>999	0.43	30.22	0.1	1.1	-275
1706	25	8.88	1.79	>999	0.16	29.57	0.1	1.2	-278
1708	25	8.60	1.88	>999	0.09	29.22	0.1	1.2	-272

Note: Insert units if not provided on sheet.

J:\adminshr\rem-frm\DPTFRM.XLS

① >999 indicates turbidity too high to measure.

DPT GEOCHEMICAL DATA FORM

DPT Location: DPT132

Project Number: F00552

Date: 8/15/08

DPT Location (Time Taken)	Sample Depth	pH std units	Conductivity m S/cm	Turbidity @ NTUs	Diss. O_2 m g/L	Temp deg. C	Salinity %	TDS g/L	ORP mV
1734	18	7.83	1.38	>999	0.69	29.44	0.1	0.9	-193
1736	18	7.52	1.32	>999	0.43	29.22	0.1	0.8	-192
1738	18	7.50	1.32	>999	0.34	29.07	0.1	0.8	-191
1748	25	7.87	1.82	>999	1.05	28.10	0.1	1.3	-232
1750	25	8.01	1.99	>999	0.72	27.79	0.1	1.3	-226
1752	25	7.99	1.99	>999	0.46	27.64	0.1	1.3	-222

Note: Insert units if not provided on sheet.

J:\adminshr\rem-frm\DPTFRM.XLS

@ >999 indicates turbidity too high to measure.

Geosyntec consultants

DAILY FIELD REPORT

Project: LC34
Project No.: FO0552
Contractors: EDS - Chris Phelps & Keith Olson

Date: 8/18/08
Task No.:

Work Performed

Well Installation:
Soil Borings:
DPT: X
Well Inventory:
Other:

Sampling Soil:
Sampling SW/Sediment:
Sampling Monitor Wells:
Sampling Hazardous Waste:
Sampling Drums:

Observations/Issues of Concern

0615 Arrive at office. Call duty office for HURICON dig STATUS. Currently in HURICON IV, OK to dig, expected to go to HURICON III sometime today. Calibrate and load equipment.

0715 Meet drillers at site. They have the cement cover but no power source. Start DPT133, hand auger to 5', sample at 18', 25', 64' and 69'.

1000 David arrives with generator. Move to concrete location and drill hole.

1025 David leaves site. Return to DPT133. Sample at 73' and 78'.

1130 Lunch break

1200 Grout DPT133. Sample DPT134 at 18' and 23'. While preparing to sample at 64' discovered ~~a~~ screen failure. Pulled rods, put on a new screen and sampled at 64'. Sampled at 69' and 73'. Could not recover any water to sample at 78'. Grout hole.

Plans/Future Activities

Janet Barham 8/18/08
Signature/Date

Geosyntec consultants

DAILY FIELD REPORT

Project: LC34
Project No.: F08552
Contractors: EDS - Chris Phelps and Keith Olson
Date: 8/18/08
Task No.:

Work Performed

Well Installation:		Sampling Soil:	
Soil Borings:		Sampling SW/Sediment:	
DPT:	X	Sampling Monitor Wells:	
Well Inventory:		Sampling Hazardous Waste:	
Other:		Sampling Drums:	

Observations/Issues of Concern

1630 Sample DPT135 at 23' and 43'. Grout hole.
1730 Sample DPT136 at 18' and 25'. Grout hole.
1830 Check site to make sure all items are secure (i.e. spill pallets straped, etc.). Leave site.

Plans/Future Activities

Work for Tue. 8/19/08 cancelled due to anticipated HURICON III conditions.

Janet Barfus 8/18/08
Signature/Date

Water Quality Meter Calibration Form

Site Name: LC34 **Personnel:** Jan Barfus
Location: CCAFS FL
Date: 8/18/08

Calibration Standards Lot Numbers and Expiration Date					
Standard	Lot / Exp. Date	Standard	Lot / Exp. Date	Standard	Lot / Exp. Date
AutoCal	7289 10/12-2009				
pH 7	4292/12-2012				
pH 10	P8880237/7-2009				
Zero Oxygen	D597/04-2013				
Redox	6577/05-2010				

Meter make/Model and SN: 617306 Horiba U-22	pH 4 (standard units)	pH 7 (standard units)	pH 10 (standard units)	ORP	Cond. µS/cm	DO (Zero) mg/L	DO (mg/L) / Temp.
Pre-calibration Reading	4.13	7.00	9.85	199	4.50	0.05	—
Post-calibration Reading	4.00	7.00	10.00	—	4.49	0.00	—

Meter make/Model and SN: R2401 LaMotte 2020	1.0 NTU	10.0 NTU	NTU	NTU	Comments
Pre-calibration Reading	1.11	9.89			
Post-calibration Reading	0.99	10.01			

Meter make/Model and SN:	pH 4 (standard units)	pH 7 (standard units)	pH 10 (standard units)	ORP	Cond. µS/cm	DO (Zero) mg/L	DO (mg/L) / Temp.
Pre-calibration Reading							
Post-calibration Reading							

Meter make/Model and SN:	NTU	NTU	NTU	NTU	Comments
Pre-calibration Reading					
Post-calibration Reading					

Janet Barfus 08/18/08
Signature/Date

DPT GEOCHEMICAL DATA FORM

DPT Location: DPT133

Project Number: F00552

Date: 8/18/08

DPT Location (Time)	Sample Depth	pH std units	Conductivity mS/cm	Turbidity (1) NTUs	Diss. O_2 mg/L	Temp deg. C	Salinity %	TDS g/L	ORP mV
0822	18	7.20	1.87	852	2.04	28.20	0.1	1.2	-148
0824	18	7.38	1.78	>999	0.83	28.19	0.1	1.1	-155
0826	18	7.46	1.70	>999	0.81	28.09	0.1	1.1	-165
0836	25	7.72	2.14	>999	1.86	28.45	0.1	1.4	-205
0838	25	7.68	2.15	>999	0.69	28.30	0.1	1.4	-201
0840	25	7.63	2.18	>999	0.58	27.95	0.1	1.4	-180
0854	64	8.39	2.55	>999	0.69	28.41	0.1	1.7	-271
0856	64	8.30	2.65	>999	0.36	28.27	0.1	1.7	-276
0858	64	8.30	2.69	>999	0.22	28.13	0.1	1.7	-280
0924	69	8.33	2.49	>999	0.15	29.08	0.1	1.6	-279
0926	69	8.31	2.59	>999	0.05	28.93	0.1	1.7	-283
0928	69	8.32	2.61	>999	0.01	28.70	0.1	1.7	-283
1032	73	8.30	2.60	>999	0.04	29.45	0.1	1.7	-261
1034	73	8.27	2.61	>999	0.02	29.16	0.1	1.7	-259
1036	73	8.26	2.62	>999	0.02	28.98	0.1	1.7	-252
1108	78	low	recovery - no	measurements	Taken.				
Sample Time									

Note: Insert units if not provided on sheet.

J:\adminshr\rem-frm\DPTFRM.XLS

(1) >999 indicates turbidity was too high to measure.

DPT GEOCHEMICAL DATA FORM

Project Number: F080552

DPT Location: DPT134

Date: 8/18/08

DPT Location (TIME / GRB)	Sample Depth	pH std units	Conductivity mS/cm	Turbidity (1) NTUs	Diss. O_2 mg/L	Temp deg. C	Salinity %	TDS g/L	ORP mV
1242	18	7.83	1.08	>999	1.79	32.11	0.1	0.7	-183
1244	18	7.63	1.14	>999	1.16	31.18	0.1	0.8	-187
1246	18	7.58	1.24	>999	0.73	30.85	0.1	0.8	-186
1256	25	7.94	2.63	>999	1.71	30.42	0.1	1.7	-221
1258	25	7.86	2.60	>999	0.95	29.91	0.1	1.6	-215
1300	25	7.81	2.35	>999	0.59	29.62	0.1	1.4	-208
1346	64	8.18	2.50	>999	0.97	31.69	0.1	1.7	-246
1348	64	8.21	2.70	>999	0.64	30.54	0.1	1.7	-249
1350	64	8.22	2.76	>999	0.41	29.87	0.1	1.8	-252
1420	69	8.24	2.59	>999	0.79	30.83	0.1	1.7	-255
1422	69	8.22	2.67	>999	0.51	30.42	0.1	1.7	-256
1424	69	8.21	2.70	>999	0.43	30.19	0.1	1.7	-256
1448	73	8.21	2.37	>999	0.75	31.96	0.1	1.3	-267
1450	73	8.39	2.00	>999	0.41	31.47	0.1	1.3	-268
1452	73	8.38	2.15	>999	0.29	31.15	0.1	1.4	-268
	78	No Recovery - could not sample							

Note: Insert units if not provided on sheet.

J:\adminshr\rem-frm\DPTFRM.XLS

(1) >999 indicates turbidity is too high to measure.

DPT GEOCHEMICAL DATA FORM

DPT Location: TIME DPT135

Project Number: F00552

Date: 8/18/08

DPT Location	Sample Depth	pH std units	Conductivity mS/cm	Turbidity (1) NTUs	Diss. O_2 mg/L	Temp deg. C	Salinity %	TDS g/L	ORP mV
1644	23	8.16	1.65	>999	1.17	28.43	0.1	1.0	-209
1646	23	8.06	1.64	>999	0.67	28.00	0.1	1.0	-207
1648	23	7.98	1.63	>999	0.44	27.69	0.1	1.0	-203
1700	43	8.13	2.19	>999	0.03	28.08	0.1	1.4	-257
1702	43	8.15	2.27	>999	0.00	27.45	0.1	1.5	-258
1704	43	8.16	2.36	>999	0.00	27.19	0.1	1.5	-258

Note: Insert units if not provided on sheet.

J:\adminshr\rem-frm\DPTFRM.XLS

(1) >999 indicates turbidity is too high to measure.

DPT GEOCHEMICAL DATA FORM
DPT Location: DPT136

Project Number: F00552
Date: 8/18/08

DPT Location	Sample Depth	pH std units	Conductivity mS/cm	Turbidity (1) NTUs	Diss. O_2 mg/L	Temp deg. C	Salinity %	TDS g/L	ORP mV
1748	18	7.55	1.55	>999	1.72	28.94	0.1	1.0	-161
1750	18	7.36	1.54	>999	0.91	28.54	0.1	1.0	-159
1752	18	7.31	1.53	>999	0.57	28.41	0.1	1.0	-158
1800	25	7.36	1.48	>999	0.06	28.74	0.1	0.9	-199
1802	25	7.45	1.48	>999	0.00	28.80	0.1	1.0	-200
1804	25	7.45	1.50	>999	0.00	28.83	0.1	1.0	-197

Note: Insert units if not provided on sheet.

J:\adminshr\rem-frm\DPTFRM.XLS

(1) >999 indicates Turbidity is too high to measure.

GeoSyntec Consultants **DAILY FIELD REPORT** Page of

Project: FO 0552
Project No.: LC34
Contractors: EDS
Date: 8-27-08
Task No.:

Work Performed

Well Installation:
Soil Borings:
DPT: F(DPT-137) + DPT 138
Well Inventory:
Other:

Sampling Soil:
Sampling SW/Sediment:
Sampling Monitor Wells:
Sampling Hazardous Waste:
Sampling Drums:

Observations/Issues of Concern

0615 Angel at office to calibrate and load
0700 Rebecca at office to help load leaves to get ice at 7:15
0715 Leave office
0780 Meet EDS at badging station. David's badge was not ready Rebecca called headquarters & they spoke with badging agent to push through his badge
0818 Onsite hand auger location F and drill DPT0137 Sample @ 18, 25, 64, 69, 73 & 78, marked w/ cone & c needs to be pressure grouted
0920 Utility locate on site to clear the two added locations
0940 Utility locate leaves site
1230 break for lunch (30 mins)
1450 work stopped due to Phase II
1735 Phase II over start hand auging & drilling DPT-138
2010 EDS & Angel leave site

Plans/Future Activities

Signature/Date 8-27-08

Water Quality Meter Calibration Form

Site Name: LC 34 **Personnel:** Angel Martin

Location: KSC

Date: 8-27-08

Calibration Standards Lot Numbers and Expiration Date					
Standard	Lot / Exp. Date	Standard	Lot / Exp. Date	Standard	Lot / Exp. Date
pH 4.0	07H 70005 G01A2 exp 11/08				
pH 7.0	0298 exp 12/2012				
pH 10.0	020180-7H G012 exp 9/08				
ORP 240	G2643 exp 2/2013				
Conduct. 1413 µs/cm	P783659 exp 4/09				

Meter make/Model and SN: YSI 556MPS 05D2373AK	*pH 4 (standard units)*	*pH 7 (standard units)*	*pH 10 (standard units)*	*ORP*	*Cond. µS/cm*	*DO (Zero) mg/L*	*DO (mg/L) / Temp.*
Pre-calibration Reading	3.82	6.78	9.57	240.0	1342	/	7.83 mg/L @ 24.68°C
Post-calibration Reading	4.00	7.04	9.92	240.0	1413	/	8.32 mg/L @ 24.66°C

Meter make/Model and SN:	*NTU* 1.00	*NTU* 10.00	*NTU*	*NTU*	*Comments*
Pre-calibration Reading	0.94	9.01			
Post-calibration Reading	1.00	10.00			

Meter make/Model and SN: LaMotte 2020 0221-0897	*pH 4 (standard units)*	*pH 7 (standard units)*	*pH 10 (standard units)*	*ORP*	*Cond. µS/cm*	*DO (Zero) mg/L*	*DO (mg/L) / Temp.*
Pre-calibration Reading							
Post-calibration Reading							

Meter make/Model and SN:	*NTU*	*NTU*	*NTU*	*NTU*	*Comments*
Pre-calibration Reading					
Post-calibration Reading					

- PID → fresh air calibrated (no gas)
  Daily Avg 0.0 ppm
  no detect

Angel Martin 8/27/08
Signature/Date

DPT GEOCHEMICAL DATA FORM
DPT Location:

Project Number: FO 0552
Date: 8-27-08

	DPT Location	Sample Depth	pH std units	Conductivity S/cm	Turbidity NTUs	Diss. O_2 g/L	Temp deg. C	Salinity %	TDS g/L	ORP mV	
	DPT - 0137		(Location F)								
9:13	(16-20)	18 ft	start purge								
9:15			7.21	1154	*	0.32	30.30	0.55	0.675	-202.2	gray turbid
9:18			7.24	1003	*	0.52	30.10	0.48	0.631	-200.0	"
9:20			7.35	867	*	0.43	29.55	0.42	0.557	-181.5	"
9:22			7.28	821	909	0.95	29.02	0.40	0.532	-153.0	"
9:35	(23-27)	25 ft	start purge								
9:41			7.29	1884	*	1.49	29.98	0.95	1.235	-158.6	gray turbid
9:43			7.22	1915	*	2.38	29.29	0.97	1.246	-152.0	"
9:45			7.13	1913	*	2.25	28.73	0.96	1.243	-146.0	"
10:10	(62-66)	64 ft start	purge				clogged		trouble	sheet	
11:15	purge	again	8.18	2284	*	0.17	30.09	1.21	1.554	-241.1	gray turbid
11:15	→		7.84	2498	*	0.11	28.74	1.28	1.627	-234.3	"
11:17			7.78	2512	*	0.11	28.81	1.29	1.634	-227.8	"
11:20											
12:05	(67-71)	69 ft	start purge							flow through leaks fixed	
12:15			8.11	843	*	0.16	32.26	0.41	0.546	-244.4	gray turbid
12:17			7.93	826	*	0.11	32.53	0.40	0.536	-245.8	"
12:20			7.87	822	*	0.11	32.59	0.40	0.537	-246.0	"
2:00	(71-75)	73 ft	start purge								
2:03			7.36	1382	*	0.86	30.77	0.71	0.939	-188.9	
2:06			7.03	1414	*	1.28	29.90	0.70	0.914	-185.2	
2:10			6.91	1426	*	1.04	29.79	0.71	0.933	-180.4	
2:50	(76-80)	78 ft	start	purge							all gray turbid
			8.16	2219	*	6.16	30.51	1.15	1.496	[illegible]	-240.6
			8.01	2436	*	0.10	29.28	1.25	1.599	[illegible]	-246.9
			7.96	2477	*	0.10	28.97	1.27	1.619	[illegible]	-247.6

* turbidity range exceeded

Note: Insert units if not provided on sheet.

J:\adminshr\rem-frm\DPTFRM.XLS

DPT GEOCHEMICAL DATA FORM

DPT Location: DPT 138

Project Number: F0 0552

Date: 8-27-08

	DPT Location	Sample Depth	pH std units	Conductivity S/cm	Turbidity NTUs	Diss. O_2 g/L	Temp deg. C	Salinity %	TDS g/L	ORP mV
6:06	(16-20)	18ft	start purge					turbid		gray
6:03			8.00	898	*	1.33	29.31	0.44	0.592	-200.5
6:05			7.81	946	*	0.27	29.26	0.48	0.645	-211.0
6:07			7.69	1099	*	0.12	29.12	0.55	0.739	-214.0
6:20	(23-27)	25ft	start purge					turbid	gray	
6:22			7.84	1363	*	0.87	29.00	0.69	0.910	-184.8
6:25			7.80	1640	*	0.18	28.72	0.84	1.097	-196.1
6:27			7.76	1769	*	0.15	28.27	0.90	1.177	-204.5
7:08	(71-75)	73 ft	start	purge						gray turbid
7:11			7.91	1160	*	0.77	29.08	0.43	0.536	-227.9
7:13			8.24	540	*	0.16	28.93	0.25	0.347	-266.4
7:15			8.26	550	*	0.14	28.93	0.14	0.361	-274.4
7:55	(76-80)	78 ft	start purge							
7:58			8.14	655	*	1.16	28.45	0.35	0.466	-164.0
8:00			8.18	688	*	0.25	28.13	0.32	0.429	-205.6
8:02			8.25	627	*	0.16	28.17	0.30	0.408	-228.8

Note: Insert units if not provided on sheet.

J:\adminshr\rem-frm\DPTFRM.XLS

*Turbidity range exceeded

Geosyntec consultants

DAILY FIELD REPORT

Page of

Project:	FO 0552	Date:	8-28-08
Project No.:	LC 34	Task No.:	
Contractors:	EDS + ALF		

Work Performed

Well Installation:		Sampling Soil:	
Soil Borings:		Sampling SW/Sediment:	
DPT:	139, 140, 141 (started)	Sampling Monitor Wells:	
Well Inventory:		Sampling Hazardous Waste:	
Other:		Sampling Drums:	

Observations/Issues of Concern

0530 Angel arrived at the office to calibrate, get ice etc.
0645 Angel arrived on site EDS was already onsite
9:30 Dale Mable Lab ALF on site
Grouted DPT 138 & started drilling DPT 139 (18,25,73,78)
9:50 Start pulling out rods & grouting DPT 139
1050 Grouting DPT 139 complete go to rinse rods
1110 Start DPT 140 hand augar & drill + sample (18,25,64,69,73,
1330 break for lunch
1400 resume drilling
1600 move to DPT 141 however DPT 140 has not been grouted yet
think the pressure grouter tomorrow might be faster?
1640 Phase II
1720 EDS + Angel leave site

Plans/Future Activities

Bring drum sticker to label drum EDS brought
drum place on Spill patent 153524 (bar code)
the pallet now has four drums
Grout DPT 140 + top off 137, 138 + 139

[signature] 8/28/08
Signature/Date

j:\admnshare\rem-form\DAILY

Water Quality Meter Calibration Form

Site Name: LC34 **Personnel:** Angel Martin
Location: KSC-FL
Date: 8-28-08

Calibration Standards Lot Numbers and Expiration Date					
Standard	Lot / Exp. Date	Standard	Lot / Exp. Date	Standard	Lot / Exp. Date
pH 4.0	020150-7AJ114	11/08			
pH 7.0	0292 12/2012				
pH 10.0	020186-7HG012	9/08			
ORP 240 mV	G2643 12/2013				
Cond 1413 µS/cm	P783659 4/2009				

Meter make/Model and SN: YSI 556 MPS 05D2373 AK	pH 4 (standard units)	pH 7 (standard units)	pH 10 (standard units)	ORP	Cond. µS/cm	DO (Zero) mg/L	DO (mg/L) / Temp.
Pre-calibration Reading	4.79	6.34	9.98	238.8	1450		10.07 mg/L 22.48°C
Post-calibration Reading	3.97	7.02*	10.09*	240.0	1413		22.73°C 8.62 mg/L

Meter make/Model and SN: LaMotte 2020 0221-2897	NTU	NTU	NTU	NTU	Comments
Pre-calibration Reading	1.17	9.79			
Post-calibration Reading	1.00	10.00			

Meter make/Model and SN:	pH 4 (standard units)	pH 7 (standard units)	pH 10 (standard units)	ORP	Cond. µS/cm	DO (Zero) mg/L	DO (mg/L) / Temp.
Pre-calibration Reading							
Post-calibration Reading							

Meter make/Model and SN:	NTU	NTU	NTU	NTU	Comments
Pre-calibration Reading					
Post-calibration Reading					

* pH out of range – accept anyway

Signature/Date 8-28-08

• PID → fresh air calibrate (no gas)
Daily Avg 0.0ppm (no detect)

DPT GEOCHEMICAL DATA FORM
DPT Location: DPT-139

Project Number: F00552
Date: 8-28-08

Time	DPT Location	Sample Depth	pH std units	Conductivity S/cm	Turbidity NTUs	Diss. O_2 g/L	Temp deg. C	Salinity %	TDS g/L	ORP mV
7:05	DPT139 (16-23)									gray turbid
7:08		18ft	7.26	757	*	0.46	27.46	0.37	0.492	-111.9
7:10			7.59	756	*	0.34	27.39	0.37	0.490	-138.2
7:12			7.76	746	*	0.28	27.22	0.36	0.484	-161.8
9:30 ~		(23-27)		Start purge						gray turbid
9:38		25ft	7.40	1083	*	0.68	27.38	0.54	0.709	-161.9
9:40			7.51	1157	*	0.13	27.21	0.58	0.763	-185.8
9:42			7.64	1190	*	0.11	27.27	0.59	0.776	-192.7
										[Total decon]
8:55		(71-73)		Start purge				thickl. gray		
8:59		73 ft	8.42	751	*	0.65	28.47	0.37	0.497	-154.9
9:02			8.67	784	*	0.21	28.56	0.38	0.513	-182.9
9:05			8.68	803		0.18	28.20	0.39	0.525	-191.9
9:40		(76-80)			Start purge			dark gray		
9:44		78ft	8.48	1870	*	0.38	28.34	0.97	1.250	-119.9
9:46			8.47	1999	*	0.18	28.20	1.02	1.316	-180.9
			8.45	2056	*	0.16	28.14	1.06	1.358	-201.9

Note: Insert units if not provided on sheet. * turbidity out of range

J:\adminshr\rem-frm\DPTFRM.XLS

DPT GEOCHEMICAL DATA FORM
DPT Location: DPT 140

Project Number: FB 0552
Date: 8-28-08

Time	DPT Location	Sample Depth	pH std units	Conductivity S/cm	Turbidity NTUs	Diss. O_2 g/L	Temp deg. C	Salinity %	TDS g/L	ORP mV	
11:20	DPT 140 (16-20)					start purge		little	cloudy	thin clear	
11:23		18 ft	8.09	590	*	0.51	29.30	0.28	0.384	-145.7	
11:25			7.51	599	*	0.21	27.82	0.29	0.388	-134.1	
1127			7.18	595	241	0.21	27.48	0.29	0.387	-129.3	
11:40		(23-27)									
11:43		25 ft	7.96	798	*	0.54	28.66	0.39	0.525	-181.3	cloudy gray
1145			7.65	812	*	0.22	27.34	0.39	0.527	-171.3	
1148			7.48	804	*	0.17	27.03	0.39	0.523	-170.3	
1220		(62-66)				start purge					
1226		64 ft	9.19	1432	*	0.37	31.17	0.74	0.982	-57.1	turbid & dark
1225			8.67	1656	*	0.17	30.65	0.83	1.091	-163.7	"
1227			8.54	1835	*	0.13	30.38	0.94	1.219	-202.5	"
1326		(67-71)			start purge			dark gray			
1322		69 ft	8.70	1089	*	1.37	30.32	0.68	0.997	-195.6	
1324			8.38	1744	*	0.27	29.26	0.89	1.160	-215.3	
1326			8.22	2074	*	0.16	29.50	1.08	1.396	-221.3	
1440		(71-75)	75	inner rod still stick out about 4ft (drillers argued that it is total depth)							
1442		73 ft	8.52	1080	*	0.42	29.30	0.58	0.780	-174.4	
1444			7.80	1257	*	0.11	29.06	0.69	0.816	-172.5	
1446			7.62	1351	*	0.09	28.55	0.75	0.999	-179.2	
1525		(76-80)	9.07	511	*	3.69	29.49	0.24	0.340	-20.2	dark gray
1529			7.71	1446	*	0.14	27.87	0.70	0.894	-133.2	
1533			7.71	1110	*	0.11	27.51	0.52	0.683	-147.5	
1535											

* turbidity out of range

Note: Insert units if not provided on sheet.

J:\adminshr\rem-frm\DPTFRM.XLS

GeoSyntec Consultants **DAILY FIELD REPORT** Page of

Project: LC-34
Project No.: FO0052
Contractors: EDS ALF
Date: 8-29-08
Task No.:

Work Performed

Well Installation:
Soil Borings:
DPT: DPT 141 (finished), 142, 143
Well Inventory:
Other:

Sampling Soil:
Sampling SW/Sediment:
Sampling Monitor Wells:
Sampling Hazardous Waste:
Sampling Drums:

Observations/Issues of Concern

0600 Angel @ office to calibrate & load up
0645 Angel on site EDS already here
1020 Mobile Lab ALF, Dale showed up
1030 start DPT 142
1500 finish DPT 142 & start pressure grouting DPT 137
1630 finish grouting DPT 137 (had waited to grout others thinking pressure grouting would be faster but it was not)
1630 start grouting DPT 142
1730 start DPT 143 (71-75)
1845 drilled DPT 143 75-80 but could not insert inner rods pulled out to drill out rods and drill battery died & they refused to finish drilling the last sample, so clean up & grout
2005 EDS & Angel leave site (1900 mobile lab left)
drum # 163525 purge water DPT 137, 138, 139, 140, 141, 142 (4 drums on the pallet)
One drum on pallet 15352 (still room in drum but not on pallet)

1240 back for lunch 1300 back to work

Plans/Future Activities

8/29/08
Signature/Date

Water Quality Meter Calibration Form

Site Name: LC34 **Personnel:** Angel Martin
Location: KSC - FL
Date: 8-29-08

Calibration Standards Lot Numbers and Expiration Date					
Standard	Lot / Exp. Date	Standard	Lot / Exp. Date	Standard	Lot / Exp. Date
pH 4.0	020150-7AJ114 exp 11/08				
pH 7.0	6250 exp 9/2008				
pH 10.0	020186-7AG012 exp 9/2008				
ORP 240mV	G2643 exp 9/2013				
cond. 1413 µS/cm	P783659 exp 4/09				

Meter make/Model and SN: YSI 556 MPS 05D23734K	pH 4 (standard units)	pH 7 (standard units)	pH 10 (standard units)	ORP	Cond. µS/cm	DO (Zero) mg/L	DO (mg/L) / Temp.
Pre-calibration Reading	4.45	6.62 (*)	10.61 (*)	238.3	1432		8.38 mg/L 23.83°C
Post-calibration Reading	4.00	7.04	10.12	240.0	1414		8.44 mg/L 23.84°C

Meter make/Model and SN: LaMotte 2020 0221-2897	NTU	NTU	NTU	NTU	Comments
Pre-calibration Reading	1.02	10.11			
Post-calibration Reading	1.00	10.00			

Meter make/Model and SN:	pH 4 (standard units)	pH 7 (standard units)	pH 10 (standard units)	ORP	Cond. µS/cm	DO (Zero) mg/L	DO (mg/L) / Temp.
Pre-calibration Reading							
Post-calibration Reading							

Meter make/Model and SN:	NTU	NTU	NTU	NTU	Comments
Pre-calibration Reading					
Post-calibration Reading					

(*) out of range - accept anyway

Signature/Date 8/29/08

PID trouble
fresh air calibrate, then in same location → fresh air
would jump & range from 0.0 ppm to 2.3 ppm
with breeze far away from drilling.
Tried multiple fresh air calibrations & the meter
continued to fluctuate wildly.

DPT GEOCHEMICAL DATA FORM

DPT Location: DPT-141

Project Number: FA 0552

Date: 8-28-08

DPT Location / TIME	Sample Depth	pH std units	Conductivity S/cm	Turbidity NTUs	Diss. O_2 g/L	Temp deg. C	Salinity %	TDS g/L	ORP mV
8-28-08									
4:15 (16-20)	18 ft								
4:20		8:01	1460	*	0.40	29.52	0.72	0.942	-140.1
4:22		9.23	1431	*	0.13	26.95	0.71	0.930	-124.9
4:25		6.98	1426	*	0.11	26.84	0.71	0.926	-123.2
4:35 (23-27)	25 ft								
4:38		7.76	2587	*	0.70	27.52	1.38	1.679	-169.6
4:40		7.85	2708	*	0.19	26.8	1.43	1.797	-179.2
4:42		7.76	2759	*	0.17	26.69	1.42	1.793	-187.8
8-29-08									
7:32 (62-66)	64 ft	—	start	purge —		dark gray			
7:34		10.57	1930	*	1.73	26.19	0.92	1.179	57.5
7:38		11.92	1915	*	0.29	26.12	0.98	1.265	3.0
7:40		11.71	2024	*	0.20	26.17	1.04	1.332	-5.8
8:13 (67-71)			start	purge —		dark gray	turbid		
8:15 69ft		10.50	1472	*	2.22	27.52	0.76	1.024	30.7
8:18		10.63	1728	*	0.15	27.19	0.87	1.120	19.2
8:20		10.35	1714	*	0.12	27.14	0.86	1.115	15.3
9:05 (71-75)		~~9.88~~	~~1284~~	start	purge		dark	gray turbid	
9:07 73ft		9.56	1339	*	0.38	27.75	0.68	0.858	-95.5
9:09		16.08	1333	*	0.24	27.89	0.66	0.863	-101.7
9:12		10.18	1326	*	0.19	27.91	0.66	0.871	-103.4
9:57 (75-80)	78 ft	—	start	purge		gray			
10:00		9.82	1117	*	0.34	28.86	0.55	0.731	-79.9
10:03		9.64	1226	*	0.14	28.83	0.62	0.813	-94.9
10:05		9.59	1319	*	0.13	28.79	0.68	0.915	-148.9

Note: Insert units if not provided on sheet.

* turbidity range exceeded

J:\adminshr\rem-frm\DPTFRM.XLS

DPT GEOCHEMICAL DATA FORM

DPT Location: DPT 142

Project Number: P0055?

Date: 8-29-08

DPT Location	Sample Depth	pH std units	Conductivity S/cm	Turbidity NTUs	Diss. O_2 g/L	Temp deg. C	Salinity %	TDS g/L	ORP mV	
		start pump								
10:45 (16-20)	18ft	8.61	859		0.28	30.44	0.42	0.557	-185.6	cloudy
10:49		↓	↓	*	↓	↓	↓	↓	↓	tiny fizz
10:51		7.73	851	928	0.21	29.24	0.41	0.552	-169.7	
10:53		7.47	844	597	0.23	29.95	0.41	0.548	-162.8	
11:05 (23-27)	25ft		—	start purge		cloudy turbid				
11:08		8.12	1105	*	0.09	31.01	0.55	0.741	-183.4	cloudy
11:10		7.42	1193	*	0.19	29.22	0.59	0.776	-163.7	
11:12		7.12	1192	*	0.30	28.81	0.59	0.775	-156.7	
1149 (63-67)	65ft		—	start purge		dark	gray			
1151		8.52	982		0.46	34.00	0.47	0.630	-206.7	
1153		8.26	1039		0.12	31.88	0.53	0.785	-219.0	
1155		7.98	1963		0.10	29.71	1.02	1.341	-233.3	
1225 (69-71)	69ft		—	start purging		slow thick gray				
1231		8.57	1344	*	1.05	36.91	0.66	0.871	-156.9	
1233		8.41	1375	*	0.14	34.48	0.64	0.845	-194.3	
1235		8.22	1331	*	0.06	31.20	0.66	0.875	-202.4	
	~~73ft~~									
1348 (71-75)	73ft		—	start purging		slow thick gray				
1353		8.48	1077	*	0.46	46.21	0.52	0.707	-86.1	
1355		8.41	1471	*	0.13	32.12	0.94	1.335	-151.9	
1357		8.11	2290	*	0.13	29.38	1.2	1.542	-158.5	
1445 (75-80)	78ft			start	purge	thick	slow	gray		
1449		8.55	1456	*	1.06	35.15	0.70	0.917	-192.9	
14:50		8.16	1662	*	0.17	32.75	0.87	1.155	-202.8	
14:52		7.85	2066	*	0.10	29.48	1.05	1.357	-218.6	

Note: Insert units if not provided on sheet.

J:\adminshr\rem-frm\DPTFRM.XLS

* Turbidity range exceeded

DPT GEOCHEMICAL DATA FORM
DPT Location:

Project Number: FR 00552
Date: 8-25-08

DPT Location	Sample Depth	pH std units	Conductivity S/cm	Turbidity NTUs	Diss. O_2 g/L	Temp deg. C	Salinity %	TDS g/L	ORP mV
6:09pm DPT 143									
(71-75)	73ft								
6:11		10.65	1399	*	1.37	29.33	0.73	0.993	-43.1
6:13		9.95	1982	*	0.21	27.30	1.03	1.343	-26.2
6:15		8.93	2261	*	0.09	26.45	1.15	1.471	-147.7
	1:45	drilled 75-80 but couldn't get inner rods							
		down, had to pull out + freaking re-drill (75-80)							

Note: Insert units if not provided on sheet.

* turbidity 7999

J:\adminshr\rem-frm\DPTFRM.XLS

DPT SAMPLING
OCTOBER 2008

FIELD FORMS

GeoSyntec Consultants **DAILY FIELD REPORT** Page 1 of 1

Project: LC34
Project No.: FO 0552
Contractors: EDS
Date: 10/17/08
Task No.:

Work Performed

Well Installation:
Soil Borings:
DPT: DPT0144, DPT0145
Well Inventory:
Other:

Sampling Soil:
Sampling SW/Sediment:
Sampling Monitor Wells:
Sampling Hazardous Waste:
Sampling Drums:

Observations/Issues of Concern

630 at office - calibrate and load, turn around to get sample vials
700 leave office + call duty station since ALF will not be onsite until later
730 onsite, EDS already there
0805 purge DPT0144 - 16 to 20 sampled at 0815
0825 purge DPT 0144 - 23 to 27 sampled at 0830
0850 purge DPT 0144 62 to 66 sampled at 0855
0900 ALF showed up on site
0920 purge DPT0144 67 to 71 sampled at 0926
0950 purge DPT 0144 71 to 75 sampled at 0956
1000 EDS to decon - pressure wash screens (they have 4 plus an extra so 5 screen and setup drum + spill platette decon over at other spill palet done at 103
1046 purge DPT0144 75 to 80 sampled at 1052
1105 drilling to 80 to grout through inner rods,
1135 break for lunch 12:15 back from lunch then decon the 1 screen + setup on 145
1242 purge DPT0145 16 to 20 sampled 1247
1305 purge DPT0145 23 to 27 sampled @ 1305

Plans/Future Activities

cont.
1325 purge DPT0145 62 to 66 sampled @ 1332
1355 purge DPT0145 67 to 71 sampled @ 1400
1440 purge DPT0145 71 to 75 sampled @ 1445
1512 purge DPT0145 75 to 80 sampled @ 1518
1600 Mobile lab offsite
1630 EDS offsite
1700 label drum + palet and leave site

10/17/08
Signature/Date

container ID 1660082 drum
container ID 1660081 spill pallet (only 1 drum)

Water Quality Meter Calibration Form

Site Name: LC-34 **Personnel:** Angel Martin

Location: KSC - CCAFS

Date: 10/17/08

Calibration Standards Lot Numbers and Expiration Date					
Standard	Lot / Exp. Date	Standard	Lot / Exp. Date	Standard	Lot / Exp. Date
Autocal	7284-01 exp 7/09				
zero DO	0597 exp 4/09				

Meter make/Model and SN: Horiba U-22 R10330	pH 4 (standard units)	pH 7 (standard units)	pH 10 (standard units)	ORP	Cond. µS/cm	DO (Zero) mg/L	DO (mg/L) / Temp.	
Pre-calibration Reading	3.99				4.59	1.87 23.69	8.61	23.72°C
Post-calibration Reading	4.01				5.36		8.52	23.72°C

Meter make/Model and SN: LaMotte 2020	NTU	NTU	NTU	NTU	Comments
Pre-calibration Reading	1.51	10.02			
Post-calibration Reading	1.00	10.00			

Meter make/Model and SN:	pH 4 (standard units)	pH 7 (standard units)	pH 10 (standard units)	ORP	Cond. µS/cm	DO (Zero) mg/L	DO (mg/L) / Temp.
Pre-calibration Reading							
Post-calibration Reading							

Meter make/Model and SN:	NTU	NTU	NTU	NTU	Comments
Pre-calibration Reading					
Post-calibration Reading					

Angel Martin 10/17/08

Signature/Date

DPT GEOCHEMICAL DATA FORM
DPT Location:

Project Number: F0552
Date: 10-17-08

DPT Location	Sample Depth	pH std units	Conductivity S/cm	Turbidity NTUs	Diss. O_2 g/L	Temp deg. C	Salinity %	TDS g/L	ORP mV
→ DPT	0144	10/17/08		(Sample Location A)					
TIME									
8:05	start	purge							
8:10	16-20	8.26	1.11	*	2.18	25.42	0.0	0.7	-153
812		8.63	1.06	715	0.39	26.00	0.0	0.7	-170
8:15		8.69	1.04	588	0.24	25.97	0.0	0.7	-175
8:25	start	purge							
8:27	23-27	9.34	1.83	*	0.37	25.23	0.1	1.0	-236
8:29		9.39	1.56	674	0.11	25.20	0.1	1.0	-236
8:30		9.38	1.56	209	0.07	25.15	0.1	1.0	-235
	start	purge							
8:50	62-66	9.63	1.86	*	0.83	25.45	0.1	1.3	-340
852		9.69	2.34	*	0.12	25.94	0.1	1.5	-370
855		9.73	2.45	*	0.04	25.81	0.1	1.6	-396
0920	start	purge							
0922	67-71	9.63	2.13	*	4.00	26.34	0.1	1.4	-294
0924		9.71	2.31	*	0.11	26.35	0.1	1.5	-343
0926		9.74	2.36	*	0.00	26.29	0.1	1.5	-375
0950	start	purge							
0952	71-75	9.87	1.84	*	0.14	27.27	0.1	1.0	-329
0954		9.77	1.99	*	0.00	27.13	0.1	1.3	-344
0956		9.76	2.25	*	0.00	26.99	0.1	1.5	-360

Note: Insert units if not provided on sheet.

J:\adminshr\rem-frm\DPTFRM.XLS

* Turbidity exceeded 9999

DPT GEOCHEMICAL DATA FORM
DPT Location:

Project Number: FO 0552
Date: 10-17-08

DPT Location	Sample Depth	pH std units	Conductivity S/cm	Turbidity NTUs	Diss. O_2 g/L	Temp deg. C	Salinity %	TDS g/L	ORP mV
TIME									
DPT 0	14-4	(Sample Location A)							
1046	76 to 80	—	Start	purge	—				
1048		9.84	1.68	*	1.16	30.62	0.1	1.2	-300
1050		9.74	2.15	*	0.23	28.58	0.1	1.4	-334
1052		9.73	2.16	*	0.11	27.86	0.1	1.4	-347
DPT	0145	10/17/08		(Sample Location B)					
1242	14 to 20	—	start	purge	—				
1243		9.08	0.772	*	1.31	30.03	0.1	0.5	-214
1245		9.04	0.90	630	0.31	28.76	0.0	0.5	-212
1247		9.01	0.999	420	0.10	28.12	0.0	0.5	-215
1258	23 to 27	—	start	purge	—				
1300		9.45	1.47	*	0.79	31.10	0.1	1.0	-245
1302		9.49	1.70	*	0.22	30.07	0.1	1.1	-261
1305		9.51	1.69	*	0.06	29.02	0.1	1.1	-279
1325	62 to 66	—	Start	purge	—				
1326		9.67	0.999	*	0.43	30.83	0.1	0.8	-281
1329		9.63	2.02	*	0.12	29.56	0.1	1.4	-289
1331		9.66	2.35	*	0.07	29.15	0.1	1.5	-292
1355	67 to 71	—	start	purge	—				
1356		9.56	1.08	*	1.21	30.36	0.1	0.9	-255
1358		9.62	2.29	*	0.22	28.58	0.1	1.5	-272
1400		9.66	2.43	*	0.08	28.01	0.1	1.6	-277
~~1435~~									

Note: Insert units if not provided on sheet.

* turbidity out of rang

J:\adminshr\rem-frm\DPTFRM.XLS

DPT GEOCHEMICAL DATA FORM

DPT Location:

Project Number: F0 0552

Date: 10-17-2008

DPT Location	Sample Depth	pH std units	Conductivity S/cm	Turbidity NTUs	Diss. O_2 mg/L	Temp deg. C	Salinity %	TDS g/L	ORP mV
DPT	0145	71-75							
	1440	Start	purge						
	1441	9.68	1.22	*	0.47	30.79	0.1	0.8	-259
	1443	9.58	2.33	*	0.16	28.68	0.1	1.5	-267
	1445	9.60	2.33	*	0.09	28.49	0.1	1.5	-270
1512	76-80	— Start	purging						
1514		9.72	1.51	*	0.71	32.56	0.1	1.0	-279
1516		9.76	1.59	*	0.31	31.76	0.1	1.0	-291
1518		9.67	1.84	*	0.21	30.96	0.1	1.3	-291

Note: Insert units if not provided on sheet.

J:\adminshr\rem-frm\DPTFRM.XLS

GeoSyntec Consultants **DAILY FIELD REPORT** Page 1 of 1

Project: LC-34 Date: 10-20-08
Project No.: FO 0552 Task No.:
Contractors: EDS, ALF

Work Performed

Well Installation:
Soil Borings:
DPT: DPT 146, DPT 147, finish 5 intervals at DPT 143,
Well Inventory:
Other: DPT 148, DPT 149

Sampling Soil:
Sampling SW/Sediment:
Sampling Monitor Wells:
Sampling Hazardous Waste:
Sampling Drums:

Observations/Issues of Concern

700 @ office to load and calibrate & call Duty Station - ok to dig ✓
745 onsite
800 EDS onsite
0830 start purging DPT 146 8 to 12, sampled at 0837
0846 start purging DPT 146 16 to 20, sampled at 0853
0905 start purging DPT 146 23 to 27, sampled at 0910
0915 stop to decon screens
0947 start purging DPT 146 41 to 45, sampled at 0952
1000 drill down to grout through rods to 10:30
1035 Start purging DPT 147 8 to 12, sampled at 1040
1049 Start purging DPT 147 16 to 20 sampled at 1055
1107 start purging DPT 147 23 to 27 sampled at 1112
1128 start purging DPT 147 41 to 45 sampled at 1135
1145 go to lunch, back about 1230 & start grouting rods already in
1315 start purging DPT 143 16 to 20 sampled at 1320
1332 start purging DPT 143 23 to 27 sampled at 1337

Plans/Future Activities

1356 start purging DPT 143 62 to 66, sampled at 1402
1423 start purging DPT 143 67 to 71, sampled at 1428
1453 start purging DPT 143 76 to 80 sampled at 1500
1500 pull up & push down to 80 to grout then pressure wash & dump trash
1600 finally started DPT 148 start purging 1616 for 16 to 20 sampled at 1625
1632 Start purging DPT 148 23 to 27, sampled at 1637
grout DPT 148 finished at ~~1650~~ 1650
1711 start purging DPT 149 16 to 20, sampled at 1716
1725 start purging DPT 149 23 to 27, sampled at 1730 go decon screens
1801 Start purging DPT 149 62 to 66 sampled at 1805
1810 EDS and ALF off site
drum 80% full will use second drum from EDS tomorrow. 1815 off site

Signature/Date

j:\admnshare\rem-form\DAILY.XLS

Water Quality Meter
Calibration Form

Site Name: LC34 **Personnel:** Angel Martin
Location: KSC
Date: 10-20-08

Calibration Standards Lot Numbers and Expiration Date					
Standard	Lot / Exp. Date	Standard	Lot / Exp. Date	Standard	Lot / Exp. Date
Autocal	7289-01 12/09				

Meter make/Model and SN: Horiba U-22 R10330	pH 4 (standard units)	pH 7 (standard units)	pH 10 (standard units)	ORP	Cond. µS/cm	DO (Zero) mg/L	DO (mg/L) / Temp
Pre-calibration Reading	5.61				7.74		8.52 / 24.05
Post-calibration Reading	3.96				501 *error-7		8.50 / 24.07

Meter make/Model and SN: Cal Test 620 R2401	NTU 1.0	NTU 10.00	NTU	NTU	Comments
Pre-calibration Reading	0.99	9.75			
Post-calibration Reading	1.00	10.00			

Meter make/Model and SN:	pH 4 (standard units)	pH 7 (standard units)	pH 10 (standard units)	ORP	Cond. µS/cm	DO (Zero) mg/L	DO (mg/L) / Temp.
Pre-calibration Reading							
Post-calibration Reading							

Meter make/Model and SN:	NTU	NTU	NTU	NTU	Comments
Pre-calibration Reading					
Post-calibration Reading					

Angel Martin 10/20/08
Signature/Date

DPT GEOCHEMICAL DATA FORM
DPT Location:

Project Number: F8 0552
Date: 10-20-08

DPT Location	Sample Depth	pH std units	Conductivity S/cm	Turbidity NTUs	Diss. O_2 mg/L	Temp deg. C	Salinity %	TDS g/L	ORP mV
→ DPT 146									
	8-12								
830	— Start purge →								
832		6.99	0.777	*	0.76	27.10	0.0	0.50	-195
835		7.29	0.787	*	0.17	26.85	0.0	0.51	-202
837		7.35	0.813	*	0.14	26.77	0.0	0.52	-200
	16-20								
846	Start purge —								
848		7.44	0.893	*	0.58	26.69	0.0	0.57	-208
850		7.49	0.913	*	0.00	26.14	0.0	0.59	-228
853		7.52	0.929	*	0.00	26.02	0.0	0.60	-233
	23-27								
905	Start purge —								
906		7.35	0.927	*	0.50	26.88	0.0	0.61	-208
908		7.29	0.999	*	0.01	2666	0.1	0.40	-196
910		7.30	0.999	*	0.00	2646	0.0	0.40	-193
	41-45								
947	Start purge —								
948		8.04	1.94	*	0.91	27.06	0.1	1.3	-256
950		8.16	2.08	*	0.15	26.68	0.1	1.3	-273
952		8.13	2.08	*	0.07	26.56	0.1	1.3	-281

Note: Insert units if not provided on sheet.

* turbidity out of range

J:\adminshr\rem-frm\DPTFRM.XLS

DPT GEOCHEMICAL DATA FORM
DPT Location:

Project Number: FO 0552
Date: 10-20-08

DPT Location	Sample Depth	pH std units	Conductivity S/cm	Turbidity NTUs	Diss. O_2 mg/L	Temp deg. C	Salinity %	TDS g/L	ORP mV
DPT	147								
	8-12								
1035	—	~~7.73~~	— start purging						
1036		7.73	0.837	*	2.01	28.03	0.0	0.55	-193
1038		7.57	0.880	*	0.25	27.89	0.0	0.57	-196
1040		7.55	0.895	*	0.14	27.05	0.0	0.57	-195
1	16-20								
1049	— start purging								
1050		7.98	0.812	*	1.07	27.52	0.0	0.53	-232
1053		7.89	0.880	644	0.11	26.91	0.0	0.58	-234
1055		7.86	0.999	100.3	0.09	26.73	0.1	0.74	-229
	23-27								
1107	— start purging								
1108		7.56	0.955	*	0.87	28.40	0.0	0.4	-213
1110		7.58	0.999	*	0.09	28.20	0.0	0.4	-205
1112		7.55	0.90	*	0.03	27.90	0.1	0.4	-202
	41-45								
1128	— start purging								
		8.10	1.86	*	0.55	29.43	0.1	1.2	-257
		8.14	2.01	*	0.11	28.45	0.1	1.3	-283
		8.15	2.07	*	0.03	27.82	0.1	1.3	-295

Note: Insert units if not provided on sheet.

* out of range

J:\adminshr\rem-frm\DPTFRM.XLS

DPT GEOCHEMICAL DATA FORM
DPT Location:

Project Number: FO 0552
Date: 10-20-08

DPT Location	Sample Depth	pH std units	Conductivity S/cm	Turbidity NTUs	Diss. O_2 mg/L	Temp deg. C	Salinity %	TDS g/L	ORP mV
DPT	143								
1315	16-20	start purging							
1316		7.29	1.04	*	1.24	28.56	0.0	0.7	-214
1318		7.19	1.03	1057	0.22	27.59	0.0	0.7	-219
1320		7.20	1.03	644	0.14	27.24	0.0	0.7	-221
	23-27								
1332	start	purging							
1333		7.87	1.58	*	0.74	28.06	0.1	1.0	-239
1335		7.89	1.65	644	0.19	26.77	0.1	1.1	-256
1337		7.89	1.64	644	0.11	26.58	0.1	1.0	-268
	62-66								
1356	start	purging							
1358		8.08	2.31	*	0.07	27.77	0.1	1.5	-290
1400		8.14	2.37	*	0.04	27.59	0.1	1.5	-293
1402		8.15	2.38	*	0.03	25.56	0.1	1.5	-295
DM 10-21-08	67-71								
1424 ~~2.24~~	start	purging							
1425		8.16	2.19	*	0.18	28.68	0.1	1.4	-281
1426		8.16	2.23	*	0.08	28.26	0.1	1.4	-283
1428		8.15	2.28	*	0.05	27.82	0.1	1.5	-282
	76-80								
1453	start	purging							
1456		8.21	1.94	*	0.56	29.72	0.1	1.3	-252
1458		8.10	2.06	*	0.22	28.95	0.1	1.3	-264
1500		8.12	2.12	*	0.13	28.83	0.1	1.4	-269

Note: Insert units if not provided on sheet.

* turbidity out of range

J:\adminshr\rem-frm\DPTFRM.XLS

DPT GEOCHEMICAL DATA FORM
DPT Location:

Project Number: FO 0552
Date: 10-20-08

DPT Location	Sample Depth	pH std units	Conductivity S/cm	Turbidity NTUs	Diss. O_2 g/L	Temp deg. C	Salinity %	TDS g/L	ORP mV	
→ DPT	148									
1616	1620	— start purging								
1618		7.35	0.96	*	0.76	29.82	0.0	0.67	~~0.65~~ -183	dk
1620		7.28	0.90	*	0.28	29.06	0.0	0.78	-179	slightly cloudy
1622		7.26	0.999	*	0.19	29.03	0.1	0.79	-179	clear
1632	23-27	— start purging								
1633		7.76	1.68	*	1.05	29.98	0.1	1.1	-212	slightly cloudy turbid
1635		7.68	1.74	*	0.16	29.07	0.1	1.1	-206	
1637		7.67	1.75	*	0.10	28.73	0.1	1.1	-204	
→ DPT	149									
1711	16-20	— start purging								
1712		7.61	0.999	*	1.08	29.86	0.1	0.5	-206	
1714		7.44	0.999	*	0.19	29.06	0.1	0.5	-206	cloudy turbid
1716		7.40	0.999	*	0.14	28.75	0.1	0.5	-205	
1725	23-27	— start purging								
1726		7.84	1.54	*	0.88	28.66	0.1	1.0	-222	
1728		7.75	1.59	*	0.20	28.00	0.1	1.0	-223	cloudy turbid
1730		7.75	1.58	*	0.13	27.68	0.1	1.0	-226	
1801	62-66	— start purging								
1803		8.12	1.48	*	1.18	28.24	0.1	1.0	-262	dark thick brownish black
1804		8.14	1.81	*	0.24	28.5	0.1	1.2	-273	
1805		8.15	1.88	*	0.13	28.08	0.1	1.2	-277	

Note: Insert units if not provided on sheet.

* out of range

J:\adminshr\rem-frm\DPTFRM.XLS

GeoSyntec Consultants **DAILY FIELD REPORT** Page of

Project: LC34
Project No.: FO 0552
Contractors: EDS & ALF
Date: 10-21-08
Task No.:

Work Performed

Well Installation:
Soil Borings:
DPT: Cont. DPT 149, 150, 151, 152, 153
Well Inventory: 154, 155
Other:

Sampling Soil:
Sampling SW/Sediment:
Sampling Monitor Wells:
Sampling Hazardous Waste:
Sampling Drums:

Observations/Issues of Concern

0620 Angel at office to calibrate Hand. Horiba error 5, use YSI, Lamotte 2020e low battery. YSI low battery on site
0715 Angel onsite, EDS already onsite, new drum 166083
0808 start purging DPT 149 67 to 71, sampled at 815 (location "F")
0842 start purging DPT 149 71 to 75, sampled at 847
0915 start purging DPT 149 75 to 80, sampled at 921; 930 ALF onsite
0935 drill back down to 80 to grout through rods & decon 1005
1023 start purging DPT 150 16 to 20, sampled at 1028 (location "G")
1025 Dave onsite to pick up pump & bring batteries, off site 1040
1038 start purging DPT 150 23-27, sampled at 1045 (still need to grout)
1109 start purging DPT 151 16-20, sampled at 1115 (location "H")
1125 start purging DPT 151 23-27, sampled at 1130
1145 decon, 12-1230 lunch
1240 start purging DPT 152 16-20, sampled at 1245 (location "I")
1258 start purging DPT 152 23-27, sampled at 1305 Dave onsite for 5 mins
1344 start purging DPT 153 16-20, sampled at 1350 (location "Q")

Plans/Future Activities

1400 start purging DPT 153 23-27, sampled at 1405
1448 start purging DPT 154 16-20, sampled at 1453
1505 start purging DPT 154 23-27, sampled at 1510
1545 start purging DPT 155 16-20, sampled at 1551
1601 start purging DPT 155 23-27, sampled at 1607
1615 to 1650 fill tank with water and decon
1710 start purging DPT 156 16-20, sampled at 1716
1728 start purging DPT 156 23-27, sampled at 1734
1750 ALF offsite
Grout & dump water EDS offsite at 1800, Angel offsite 1810

Signature/Date
10/21/08

Water Quality Meter
Calibration Form

Site Name: LC34 **Personnel:** Angel Martin
Location: KSC
Date: 10-21-08

Calibration Standards Lot Numbers and Expiration Date							
Standard	Lot / Exp. Date	Standard	Lot / Exp. Date		Standard	Lot / Exp. Date	
pH 4.0	020150-7AJ114	11/08					
pH 10.0	P888023 7/09						
pH 7.0	P888160 9/2010						
ORP 240mV	G2643 2/2013						
cond. 1413 µS/cm	P783659 4/09						
Meter make/Model and SN: YSI 556 MPS	*pH 4 (standard units)*	*pH 7 (standard units)*	*pH 10 (standard units)*	*ORP*	*Cond. µS/cm*	*DO (Zero) mg/L*	*DO (mg/L) / Temp.*
Pre-calibration Reading	3.37	7.53	9.56	232.7	1409 ~~[illegible]~~ 3dM		9.95 23.77
Post-calibration Reading	4.00	7.00	10.00	240.0	~~[illegible]~~ 1413 ~~[illegible]~~ 3dM		8.49 23.86
Meter make/Model and SN: Lamotte 2020e R9377	*NTU* 0	*NTU* 1	*NTU* 10	*NTU*	*Comments*		
Pre-calibration Reading	0.00	1.83	5.38				
Post-calibration Reading	0.00	1.00	10.00				
Meter make/Model and SN:	*pH 4 (standard units)*	*pH 7 (standard units)*	*pH 10 (standard units)*	*ORP*	*Cond. µS/cm*	*DO (Zero) mg/L*	*DO (mg/L) / Temp.*
Pre-calibration Reading							
Post-calibration Reading							
Meter make/Model and SN:	*NTU*	*NTU*	*NTU*	*NTU*	*Comments*		
Pre-calibration Reading							
Post-calibration Reading							

[signature] 10/21/08
Signature/Date

DPT GEOCHEMICAL DATA FORM
DPT Location:

Project Number: FO 0552
Date: 10-21-08

DPT Location	Sample Depth	pH std units	Conductivity µS/cm	Turbidity NTUs	Diss. O_2 mg/L	Temp deg. C	Salinity %	TDS g/L	ORP mV	
→ DPT	149	(cont.) from previous day "Location F"								
808	67 to 71	start purging								
810		7.72	2036	*	6.29	25.66	1.06	1.359	-200.7	grayish/brown
812		7.83	2218	*	2.20	25.99	1.15	1.463	-203.6	
815		7.94	2338	*	1.33	26.20	1.20	1.523	-195.9	
842	71 to 75	start purging								
843		8.46	1223	*	2.63	27.44	0.60	0.789	-239.6	dark gray
845		8.26	1679	*	1.60	27.09	0.88	1.139	-242.9	
847		8.31	~~2087~~ 2058	*	1.20	27.07	1.07	1.376	-235.8	
915	75-80	start purging								
917		8.39	1771	*	2.25	26.72	0.93	1.204	-223.9	brownish gray turbid
919		8.33	2039	*	1.26	26.95	1.04	1.339	-214.6	
921		8.32	2118	*	1.02	26.94	1.08	1.379	-248.7	
→ DPT	150	("Location G")								
1022	16-20	—	start	purging						
1024		7.99	997	1091	2.29	29.71	0.48	0.640	-181	
1026		7.82	906	495	1.69	29.00	0.47	0.623	-177.4	
1028		7.80	949	330	1.24	28.70	0.46	0.615	-171	
1038	23-27	—	Start	purging						
1040		8.31	1629	*	2.07	29.39	0.83	1.082	-213.6	
1042		8.11	1715	2060	1.06	28.73	0.86	1.118	-198.1	
1045		8.00	1724	134	0.82	28.36	0.87	1.121	-185.1	

Note: Insert units if not provided on sheet.

* out of range

J:\adminshr\rem-frm\DPTFRM.XLS

DPT GEOCHEMICAL DATA FORM
DPT Location:

Project Number: 60 0552
Date: 10-21-08

DPT Location	Sample Depth	pH std units	Conductivity µ S/cm	Turbidity NTUs	Diss. O_2 mg/L	Temp deg. C	Salinity %	TDS g/L	ORP mV
→ DPT	151 ("Location H")								
1109	16-20	— start purging							
1111		7.90	1048	5323	2.55	31.40	0.50	0.671	-180.4
1113		7.77	997	1566	1.22	30.15	0.49	0.646	-182.5
1115		7.75	987	738	1.00	29.50	0.48	0.641	-198.7
1125	23-27	— start purging							
1126		8.08	1693	*	3.75	30.33	0.86	1.121	-230.9
1128		8.04	1801	*	1.16	29.61	0.91	1.177	-221.7
1130		7.99	1819	*	0.89	28.93	0.92	1.183	-214.3
→ DPT	152 ("Location I")								
1240	16-20	start purging							
1241		7.85	1039	*	2.23	29.77	0.52	0.689	-192.7
1243		7.60	1071	*	1.30	28.62	0.52	0.693	-178.9
1245		7.53	1061	*	0.76	28.08	0.52	0.689	-171.8
1258	23-27	— start purging							
1259		7.95	1669	*	1.71	28.98	0.84	1.098	-216.1
1301		7.99	1722	*	1.04	28.19	~~0.69~~ 0.84	1.127	-214.5
1303		7.96	1735	*	0.55	26.89	0.55	1.129	-217.3
1305		7.92	1737	*	0.52	27.33	0.87	1.129	-219.1

cloudy

Note: Insert units if not provided on sheet.

* out of range

J:\adminshr\rem-frm\DPTFRM.XLS

DPT GEOCHEMICAL DATA FORM

DPT Location: TME

Project Number: F00552

Date: 10-21-08

DPT Location	Sample Depth	pH std units	Conductivity µS/cm	Turbidity NTUs	Diss. O_2 mg/L	Temp deg. C	Salinity %	TDS g/L	ORP mV
→ DPT	153								
1344	16-20	— Start purging							
1345		8.10	742	3943	1.61	30.66	0.36	0.480	-216.3
1347		7.87	723	678	0.93	29.01	0.35	0.470	-186.1
1350		7.73	719	324	0.83	28.28	0.35	0.467	-187.0
1400	23-27	—	Start	purging					
1401		7.79	853	2907	1.33	30.35	0.42	0.557	-203.5
1403		7.83	850	2049	0.70	28.54	0.41	0.548	-198.5
1405		7.74	837	1254	0.63	27.81	0.41	0.544	-186.0
→ DPT	154								
1448	16-20	— start purging							
1449		7.85	915	2662	1.23	27.81	0.45	0.595	-178.7
1451		7.60	911	579	1.03	26.72	0.45	0.593	-153.4
1453		7.44	908	564	0.82	26.23	0.44	0.589	-138.6
1505	23-27	— start		purging					
1506		7.48	1528	*	1.24	27.71	0.77	1.012	-177.3
1508		7.62	1591	3534	0.67	26.77	0.80	1.036	-183.4
1510		7.67	1596	2074	0.56	26.37	0.80	1.037	-186.1
→ DPT	155								
1545	16-20	-start purging							
1547		8.17	686	1755	1.33	29.82	0.33	0.438	-199.7
1549		7.87	657	688	1.07	28.32	0.32	0.426	-183.3
1551		7.66	650	338	1.13	27.67	0.31	0.422	-166.0

Note: Insert units if not provided on sheet.

* out of range

J:\adminshr\rem-frm\DPTFRM.XLS

DPT GEOCHEMICAL DATA FORM
DPT Location:

Project Number: FO 0552
Date: 10-21-08

DPT Location	Sample Depth	pH std units	Conductivity µS/cm	Turbidity NTUs	Diss. O_2 mg/L	Temp deg. C	Salinity %	TDS g/L	ORP mV
DPT-	155	start purging							
1601	23-27								
1602		8.02	1415	*	2.01	29.31	0.72	0.943	-211.8
1605		8.03	1513	1396	0.73	27.62	0.76	0.985	-203.1
1609		7.94	1515	905	0.62	27.17	0.76	0.983	-196
DPT-	156								
1710	start	purging							
1712	16-20	8.26	422	*	1.84	28.98	0.20	0.266	-205.8
1714		7.97	396	1016	0.83	28.21	0.19	0.256	-208.0
1716		7.75	390	905	0.61	27.52	0.18	0.253	-193.0
1728	start	purging							
1729	23-27	7.59	744	5642	0.90	27.76	0.36	0.489	-191.2
1732		7.59	746	4258	0.52	26.72	0.36	0.485	-182.0
1734		7.54	744	*	0.45	26.47	0.36	0.483	-179.5

Note: Insert units if not provided on sheet.

* out of range

J:\adminshr\rem-frm\DPTFRM.XLS

GeoSyntec Consultants **DAILY FIELD REPORT** Page 1 of 1

Project: LC34
Project No.: FO 0552
Contractors: EDS + ALF

Date: 10-22-08
Task No.:

Work Performed

Well Installation:
Soil Borings:
DPT: 157, 158, 159
Well Inventory:
Other:

Sampling Soil:
Sampling SW/Sediment:
Sampling Monitor Wells:
Sampling Hazardous Waste:
Sampling Drums:

Observations/Issues of Concern

Angel at office @ 630 to calibrate and load, leave at 710, onsite 730, EDS onsite
740 begin grouting location "G" DPT150 from yesterday, the start location "L" need to grout "H"
810 start purging DPT157 16 to 20, sampled at 815
826 start purging DPT157 23 to 27, sampled at 831 grout DPT 157
917 start purging DPT 158 16 to 20, sampled at 923, ~~grout~~ dM
934 start purging DPT158 23 to 27, sampled at 940, grout DPT 158
1020 start purging DPT159 16 to 20, sampled at 1026
1036 start purging DPT 159 23 to 27, sampled at 1042, grout DPT159
1135 Setup to grout Location "H", DPT 151 from yesterday & decon
1145 lunch, return 1220 setup on Location "K"
1242 start purging DPT 160 Location "K", sampled 16-20 at 1248
1259 started purging DPT 160 23-27, sampled 1305, grout 160
1338 started purging DPT161 16 to 20, sampled at 1345
1357 started purging DPT161 23 to 27, sampled at 1402 grout 161, decon, tour bus mov
1453 started purging DPT162 16 to 20, sampled at 1457
1511 started purging DPT162 23 to 27 sampled at 1516, grout DPT162

Plans/Future Activities

1553 Started purging DPT 163 16 to 20, sampled at 1559
1609 Started purging DPT 163 23 to 27, sampled at 1615, grout, decon, new drum dump tras
1705 Setup on DPT 164 1718 started purging 16 to 20, sampled at 1723
1733 Started purging DPT164 23 to 27, sampled at 1740, grout DPT16
1745 ALF offsite, setup on Location R for morning, meet at 7:00
1805 EDS and Angel offsite

[signature] 10/22/08
Signature/Date

j:\admnshare\rem-form\DAILY.XLS

Water Quality Meter Calibration Form

Site Name: LC34 **Personnel:** Angel Martin

Location: KSC FL

Date: 10-22-08

Calibration Standards Lot Numbers and Expiration Date

Standard	Lot / Exp. Date	Standard	Lot / Exp. Date	Standard	Lot / Exp. Date
pH 4.0	0 20150-7A5114 exp 11/08				
pH 7.0	P888160 exp 2/2010				
pH 10.0	P888023 exp 7/2009				
ORP 240mV	G2643 exp 9/2013				
Cond 1413µS	P783659 exp 4/2009				

Meter make/Model and SN: YSI 556 MPS 05D2373AK	pH 4 (standard units)	pH 7 (standard units)	pH 10 (standard units)	ORP	Cond. µS/cm	DO (Zero) mg/L	DO (mg/L) / Temp.
Pre-calibration Reading	4.71	6.75	10.02	238.9	1177		8.38 23.59°C
Post-calibration Reading	4.00	7.00	10.00	240.0	1413		8.55 23.50°C

Meter make/Model and SN: LaMotte 2020e R9377	NTU 0	NTU 1.0	NTU 10.0	NTU	Comments
Pre-calibration Reading	-0.05	1.90	5.33		
Post-calibration Reading	0.00	1.00	10.06		

Meter make/Model and SN:	pH 4 (standard units)	pH 7 (standard units)	pH 10 (standard units)	ORP	Cond. µS/cm	DO (Zero) mg/L	DO (mg/L) / Temp.
Pre-calibration Reading							
Post-calibration Reading							

Meter make/Model and SN:	NTU	NTU	NTU	NTU	Comments
Pre-calibration Reading					
Post-calibration Reading					

Angel Martin 10/22/08

Signature/Date

DPT GEOCHEMICAL DATA FORM
DPT Location:

Project Number: FO 0552
Date: 10-22-08

DPT Location	Sample Depth	pH std units	Conductivity µS/cm	Turbidity NTUs	Diss. O_2 mg/L	Temp deg. C	Salinity %	TDS g/L	ORP mV
DPT 157									
810	16-20	—	Start purging						
811		6.51	645	1628	3.20	27.03	0.31	0.421	-116.9
813		6.49	643	676	1.09	27.23	0.31	0.414	-146.1
815		6.86	630	424	0.72	27.06	0.30	0.410	-162.6
826	23-27	- Start purging							
827		7.52	1578	*	2.9	26.88	0.80	1.045	-205.9
829		7.50	1642	*	0.67	27.22	0.83	1.070	-211.3
831		7.53	1650	934	0.47	27.08	0.83	1.073	-206.1
~~917~~	DPT 158								
917	Start purging								
919	16-20	7.47	604	*	1.45	27.02	0.29	0.389	-193.3
921		7.27	603	2047	0.70	27.18	0.29	0.393	-187.7
923		7.43	604	760	0.53	26.64	0.29	0.394	-191.9
934	23-27	- Start purging							
935		7.64	936	*	4.02	26.64	0.46	0.613	-218.7
937		7.64	963	2545	0.65	25.74	0.47	0.627	-216.3
940		7.62	966	1063	0.48	25.55	0.47	0.627	-200.2
DPT	159								
1020	16-20	—	Start	purging					
1022		7.55	611	*	1.31	28.97	0.30	0.401	-209.5
1024		7.52	623	1315	0.51	27.72	0.30	0.405	-214.9
1026		7.52	623	931	0.48	27.23	0.30	0.405	-210.9
1036	23-27	- start purging							
1038		7.74	952	6293	1.38	27.86	0.48	0.649	-209.9
1040		7.66	1060	3644	0.46	27.18	0.52	0.691	-205.1
1042		7.60	1066	1045	0.40	26.64	0.52	0.693	-197.0

Note: Insert units if not provided on sheet.

J:\adminshr\rem-frm\DPTFRM.XLS

* out of range

DPT GEOCHEMICAL DATA FORM
DPT Location:

Project Number: F0 0552
Date: 10-22-08

DPT Location	Sample Depth	pH std units	Conductivity µS/cm	Turbidity NTUs	Diss. O_2 mg/L	Temp deg. C	Salinity %	TDS g/L	ORP mV
DPT	160	(Location "K")							
1242	Start purging								
1244	16-20	7.42	1281	6272	1.06	31.77	0.63	0.833	-190.1
1246		7.26	1271	1926	0.64	31.20	0.62	0.824	-181.2
1248		7.13	1259	1028	0.62	30.17	0.62	0.818	-171.3
1259	23-27	Start purging							
1300		7.67	2435	*	1.20	31.47	1.25	1.665	-230.9
1302		7.81	2530	5116	0.50	30.39	1.29	1.648	-254.5
1305		7.74	2534	1846	0.30	29.14	0.30	1.647	-265.4
DPT	161	("Location "P")							
1338	16-20	—	Start	purging					
1340		7.53	1165	1557	2.10	29.84	0.57	0.751	-177.8
1342		7.27	1135	1701	0.82	28.70	0.56	0.737	-176.4
1345		7.09	1128	2606	0.55	27.96	0.56	0.733	-170.8
1357	23-27								
1358		7.67	1524	*	0.83	29.80	0.77	1.002	-215.6
1400		7.48	1553	*	0.51	28.17	0.77	1.007	-192.0
1402		7.32	1549	*	0.43	27.94	0.77	1.006	-185.7
DPT	162	("Location "T")							
1453	16-20	8.06	482	6730	2.43	31.90	0.23	0.311	-205.3
1455		7.83	468	1636	0.79	30.97	0.22	0.304	-219.7
1457		7.34	467	738	0.78	30.09	0.22	0.304	-199.4
1511	23-27	Start purging							
1512		7.95	1187	*	0.80	31.67	0.59	0.777	-230.9
1514		7.76	1198	*	0.63	30.12	0.59	0.776	-226.5
1516		7.48	1184	*	0.44	29.23	0.58	0.767	-210.3

Note: Insert units if not provided on sheet.

J:\adminshr\rem-frm\DPTFRM.XLS

* Out of range

DPT GEOCHEMICAL DATA FORM
DPT Location:

Project Number: FO 0552
Date: 10-22-08

DPT Location	Sample Depth	pH std units	Conductivity µS/cm	Turbidity NTUs	Diss. O_2 mg/L	Temp deg. C	Salinity %	TDS g/L	ORP mV
DPT	163								
1553	16-20	—	Start purging		—				
1555		7.30	1302	3051	1.32	30.06	0.65	0.851	-168.6
1557		7.13	1312	1247	0.57	29.09	0.65	0.853	-166.3
1559		6.99	1302	764	0.52	28.36	0.64	0.845	-169.4
1609	23-27	—	Start	purging	—				
1611		7.27	1502	*	2.07	28.62	0.76	0.988	-165.7
1613		7.19	1523	*	0.47	27.77	0.76	0.989	-171.6
1615		7.13	1514	*	0.38	27.29	0.76	0.984	-164.1
DPT	164	7.45	906	*	1.31	30.04	0.44	0.589	-197.5
1718	16-20	— Start purging			—				
1721		7.45	884	*	0.46	29.67	0.43	0.572	-200.0
1723		7.39	872	1133	0.43	29.25	0.42	0.566	-192.4
DPT	164								
1733	23-27	— Start purging			—				
1735		7.82	1744	*	1.40	29.54	0.89	1.156	-212.8
1737		7.64	1848	1898	0.50	29.03	0.93	1.206	-212.6
1740		7.45	1860	1223	0.36	28.30	0.94	1.209	-199.8

LDM 10/22/08

Note: Insert units if not provided on sheet.

* out of range

J:\adminshr\rem-frm\DPTFRM.XLS

GeoSyntec Consultants **DAILY FIELD REPORT** Page 1 of 1

Project: LC34
Project No.: FO0552
Contractors: EDS, ALF
Date: 10/23/08
Task No.:

Work Performed

Well Installation:
Soil Borings:
DPT: 165, 166, 110, 135, 167, 168, 169, 170, 171
Well Inventory:
Other:

Sampling Soil:
Sampling SW/Sediment:
Sampling Monitor Wells:
Sampling Hazardous Waste:
Sampling Drums:

Observations/Issues of Concern

Angel at office at 6:00 to calibrate & load
700 onsite, EDS already onsite 0722 start purging DPT 165 ("R") 16 to 20, sampled at 7:28
738 start purging DPT 165 23 to 27, sampled at 745, grout & decon
805 start purging DPT 166 16 to 20, sampled at 831 (location "S")
842 start purging DPT 166 23 to 27 sampled at 848 Jim onsite, grout, Jim offsite
928 start purging DPT 110 16 to 20, sampled at 935, ALF on Site at ~ 930
1002 start purging DPT 135 16 to 20, sampled at 1008, grout & decon, cut path in woods
1058 start purging DPT 167 16 to 20, sampled at 1103
1114 Start purging DPT 167 23 to 27, sampled at 1121, pull up & pack for lunch
1135 break for lunch 1204 back onsite grout DPT 167
1240 start purging DPT 168 16 to 20, sampled 1245
1258 start purging DPT 168 23 to 27 sampled at 1303, grout & decon
1351 start purging DPT 169 16 to 20, sampled at 1356
1407 start purging DPT 169 23 to 27, sampled at 1412, grout
1419 start purging DPT 170 16 to 20, sampled at 1452
1503 Start purging DPT 170 23 to 27, sampled at 1509, grout, decon fill H2O tank

Plans/Future Activities

1603 start purging DPT 171 16 to 20, sampled at 1608
1620 start purging DPT 171 23 to 27, sampled at 1626, grout
ALF offsite at 1645, dump trash load up, strap pallet
1715 EDS and Angel offsite

Angel Mast 10/23/08
Signature/Date

Water Quality Meter Calibration Form

Site Name: LC34 **Personnel:** Angel Martin

Location: KSC

Date: 10/23/08

Calibration Standards Lot Numbers and Expiration Date					
Standard	Lot / Exp. Date	Standard	Lot / Exp. Date	Standard	Lot / Exp. Date
pH 4.0	020150 AJ114 11/08				
pH 7.0	P888140 9/2010				
pH 10.0	P888023 7/2009				
ORP 240mV	G2643 3/2013				
Cond 1413 µS/cm	P783659 4/2009				

Meter make/Model and SN: YSI 556 MPS 05D2873AK	*pH 4 (standard units)*	*pH 7 (standard units)*	*pH 10 (standard units)*	*ORP*	*Cond. µS/cm*	*DO (Zero) mg/L*	*DO (mg/L) / Temp*
Pre-calibration Reading	4.05	6.97	10.01	240.3	1608	/	8.71 / 22.4
Post-calibration Reading	4.00	7.00	10.00	240.0	1413	/	8.68 / 22.61

Meter make/Model and SN: ~~LaMotte 2020e~~	*NTU* 0	*NTU* 1	*NTU* 10	*NTU*	*Comments*
Pre-calibration Reading	-0.42	1.65	5.98		
Post-calibration Reading	0.00	1.00	10.00		

Meter make/Model and SN:	*pH 4 (standard units)*	*pH 7 (standard units)*	*pH 10 (standard units)*	*ORP*	*Cond µS/cm*	*DO (Zero) mg/L*	*DO (mg/L) / Temp*
Pre-calibration Reading							
Post-calibration Reading							

Meter make/Model and SN:	*NTU*	*NTU*	*NTU*	*NTU*	*Comments*
Pre-calibration Reading					
Post-calibration Reading					

Signature/Date 10/23/08

DPT GEOCHEMICAL DATA FORM
DPT Location:

Project Number: F00552
Date: 10-23-08

DPT Location	Sample Depth	pH std units	Conductivity µS/cm	Turbidity NTUs	Diss. O_2 mg/L	Temp deg. C	Salinity %	TDS g/L	ORP mV
DPT	165								
722	16-20	—	start	purging		—	—		
724		6.60	740	1548	2.36	28.26	0.35	0.474	-187.9
726		7.13	711	227	0.70	28.51	0.34	0.462	-188.9
728		7.44	707	173	0.52	28.24	0.34	0.459	-200.1
738	23-27	—	start	purging		—	—		
740		7.47	966	*	1.36	27.66	0.47	0.630	-193.9
742		7.42	975	2038	0.47	27.60	0.48	0.634	-203.4
745		7.47	974	1454	0.35	27.14	0.48	0.633	-205.0
DPT	166								
825	16-20	—	start	purging		—	—		
827		7.39	756	1069	1.91	28.00	0.37	0.491	-161.9
829		7.35	752	635	0.63	28.21	0.36	0.488	-175.5
831		7.50	746	439	0.58	27.84	0.36	0.485	-186.3
842	23-27	— start purging				—			
844		7.78	1175	*	1.30	27.13	0.59	0.776	-191.9
846		7.76	1175	2204	0.54	27.16	0.58	0.760	-232.2
848		7.74	1152	1540	0.44	26.81	0.57	0.748	-245.9
DPT	110								
928	16-20	— start purging				—			
930		7.40	699	3414	1.80	27.16	0.34	0.455	-183.5
932		7.31	702	1087	0.64	27.08	0.34	0.456	-188.3
935		7.38	700	600	0.54	26.74	0.34	0.455	-191.3

Note: Insert units if not provided on sheet.

* out of range

J:\adminshr\rem-frm\DPTFRM.XLS

DPT GEOCHEMICAL DATA FORM
DPT Location:

Project Number: F00552
Date: 10-23-08

DPT Location	Sample Depth	pH std units	Conductivity µS/cm	Turbidity NTUs	Diss. O_2 g/L	Temp deg. C	Salinity %	TDS g/L	ORP mV
DPT	135	—	Start	purging					
1002	16-20								
1004		7.39	817	6271	2.00	27.92	0.40	0.531	-172.8
1006		7.34	811	2945	0.56	27.74	0.39	0.527	-193.7
1008		7.43	807	2446	0.49	27.39	0.39	0.524	-201.4
DPT	167	—	Start	purging					
1058	16-20								
1059		7.38	1002	*	4.01	26.03	0.50	0.666	-170.2
1101		7.15	1022	4812	0.63	25.50	0.50	0.664	-177.9
1103		7.12	1019	1552	0.56	25.05	0.50	0.662	-175.0
1114	23-27	—	start	purging					
1117		7.36	1482	7297	1.79	25.29	0.78	1.028	-191.7
1119		7.09	1701	1919	0.46	24.64	0.86	1.107	-220.1
1121		7.71	1711	1359	0.39	24.46	0.86	1.113	-225.0
DPT	168	— Start purging							
1240	16-20	—	Start purging						
1241		7.69	800	*	2.07	27.38	0.38	0.512	-185.4
1243		7.48	773	*	0.49	26.54	0.38	0.502	-191.1
1245		7.36	768	819	0.58	25.91	0.37	0.499	-182.2
1258	23-27	— Start purging							
1259		7.39	1428	*	1.53	26.93	0.73	0.953	-215.9
1301		7.53	1494	9114	0.54	26.36	0.75	0.976	-221.0
1303		7.54	1512	1821	0.38	25.63	0.76	0.984	-215.3

* out of range

Note: Insert units if not provided on sheet.

DPT GEOCHEMICAL DATA FORM
DPT Location:

Project Number: F00552
Date: 10-23-08

DPT Location	Sample Depth	pH std units	Conductivity µS/cm	Turbidity NTUs	Diss. O_2 mg/L	Temp deg. C	Salinity %	TDS g/L	ORP mV
→ DPT 169									
1351	16-20	— start pumping —							
1352		7.48	952	*	2.22	30.97	0.46	0.620	-186.8
1354		7.37	957	3040	0.61	29.98	0.47	0.623	-192.7
1356		7.27	955	961	0.70	29.18	0.47	0.621	-183.5
1407	23-27	—	start purging		—	—			
1408		7.63	1297	*	1.51	30.67	0.65	0.853	-201.8
1410		7.76	1344	8576	0.53	29.55	0.67	0.875	-230.7
1412		7.73	1344	3854	0.34	28.56	0.67	0.874	-242.4
→ DPT	170								
1447	16-20	— Start Purging			—	—	—		
1448		7.64	749	2721	1.34	32.16	0.36	0.483	-199.4
1450		7.49	732	387	0.61	31.33	0.35	0.474	-203.7
1452		7.37	726	240	0.81	30.38	0.35	0.471	-192.7
1503	23-25	— Start purging			—	—	—	—	
1505		7.63	1529	*	1.00	30.61	0.76	0.999	-201.8
1507		7.53	1529	2107	0.55	29.56	0.76	0.991	-199.2
1509		7.40	1512	1284	0.37	29.03	0.75	0.982	-189.1
→ DPT	171								
1603	16-20	— Start purging			—	—	—	—	
1604		7.50	712	1605	0.84	31.35	0.34	0.460	-182.4
1606		7.36	695	543	0.54	30.41	0.33	0.451	-188.2
1608		7.30	689	387	0.46	29.67	0.33	0.448	-183.1
1620	23-27	— Start purging			—	—	—	—	
1622		7.41	851	*	1.73	30.11	0.42	0.557	-203.5
1624		7.39	850	*	0.45	29.29	0.41	0.549	-205.1
1626		7.37	841	1240	0.31	28.80	0.41	0.546	-203.0

Note: Insert units if not provided on sheet.

J:\adminshr\rem-frm\DPTFRM.XLS

* out of range

DPT SAMPLING
DECEMBER 2008

FIELD FORMS

Geosyntec consultants

DAILY FIELD REPORT

Project: LC34
Project No.: 600552
Date: 12/17/08
Task No.:
Contractors: EDS - Chris Phelps & Keith Olson; ALF - Dale Schamp
Santa Cruz - Stephen Sands & Kenneth Willis

Work Performed

Well Installation:		Sampling Soil:	
Soil Borings:		Sampling SW/Sediment:	
DPT:	X	Sampling Monitor Wells:	
Well Inventory:		Sampling Hazardous Waste:	
Other:	Clearing Paths	Sampling Drums:	

Observations/Issues of Concern

0630 - Arrive at office, calibrate and load equipment, travel to site.
0730 - meet EDS on site. Call CCAFS Duty office - OK to dig.
Hand auger DPT172 (Location W) to 5' and sample at 8', 18' and 25'.
0820 ALF on site
0915 Santa Cruz on site. Clear East side paths.
0930 Hand auger DPT173 (Location P) to 5' and sample at 8', 18' and 25'.
1030 Hand auger DPT092 to 5' and sample at 8'.
Santa Cruz moves to West side Paths.
1045 Hand auger DPT174 (Location O) to 5' and sample at 8' and 18'.
1130 EDS lunch break.
1200 Sample DPT174 at 25'.
1230 Hand auger DPT175 (Location Q) to 5' and sample at 8', 18' and 25'.
1345 Hand auger DPT176 (Location R) to 5' and Sample at 8', 18' and 25'.
1500 Hand auger DPT177 (Location S) to 5' and sample at 8', 18' and 25'.
1600 Hand auger DPT178 (Location V) to 5' and sample at 8'.

Plans/Future Activities

Janet Banfus 12/17/08
Signature/Date

Geosyntec consultants

DAILY FIELD REPORT

Project: LC34
Project No.: FORSS2
Contractors: Same as p.1

Date: 12/11/08
Task No.:

Work Performed

Well Installation:		Sampling Soil:	
Soil Borings:		Sampling SW/Sediment:	
DPT:	X	Sampling Monitor Wells:	
Well Inventory:		Sampling Hazardous Waste:	
Other:	X	Sampling Drums:	

Observations/Issues of Concern

1630 EDS leaves site for the day.
1645 ALF leaves site for the day.
1700 Santa Cruz completes work and leaves site.
1715 Travel back to office.

Plans/Future Activities

IDW disposed of in Drum # 170375 on spill pallet 166081.

Janet Barfuss 12/11/08
Signature/Date

Water Quality Meter Calibration Form

Site Name: LC34 **Personnel:** Jan Barfus
Location: KSC FL
Date: 12/1/08

Calibration Standards Lot Numbers and Expiration Date					
Standard	Lot / Exp. Date	Standard	Lot / Exp. Date	Standard	Lot / Exp. Date
AutoCal	7289-01/12-21-09	1.0 NTU	P783996/04-2009		
pH 7	P888160/02-20-10	10.0 NTU	P784629/04-2009		
pH 10	2804414/10-09				
Zero O_2	G1617/11-11				

Meter make/Model and SN: 0102012 Horiba U-22	pH 4 (standard units)	pH 7 (standard units)	pH 10 (standard units)	ORP	Cond. µS/cm	DO (Zero) mg/L	DO (mg/L) / Temp.
Pre-calibration Reading	3.86	7.02	10.13	—	4.39	0.01	—
Post-calibration Reading	4.00	7.00	10.02	—	4.49	0.00	—

Meter make/Model and SN: 5185-9604 LaMotte 2020	1.0 NTU	10.0 NTU	NTU	NTU	Comments
Pre-calibration Reading	1.06	10.61			
Post-calibration Reading	1.01	10.06			

Meter make/Model and SN:	pH 4 (standard units)	pH 7 (standard units)	pH 10 (standard units)	ORP	Cond. µS/cm	DO (Zero) mg/L	DO (mg/L) / Temp.
Pre-calibration Reading							
Post-calibration Reading							

Meter make/Model and SN:	NTU	NTU	NTU	NTU	Comments
Pre-calibration Reading					
Post-calibration Reading					

Jan Barfus 12/1/08
Signature/Date

DPT GEOCHEMICAL DATA FORM

DPT Location: Time DPT72

Project Number: F080552

Date: 12/11/08

DPT Location	Sample Depth	pH std units	Conductivity m S/cm	Turbidity NTUs ①	Diss. O_2 m g/L	Temp deg. C	Salinity %	TDS g/L	ORP mV
0851	6-10	7.85	0.315	>9999	0.23	22.3	0.0	0.20	-191
0853	6-10	7.83	0.312	>9999	0.18	22.3	0.0	0.20	-191
0855	6-10	7.81	0.306	>9999	0.13	22.5	0.0	0.20	-192
0900	16-20	8.00	0.846	>9999	3.86	23.0	0.1	1.2	-206
0902	16-20	7.94	2.02	>9999	1.95	23.9	0.1	1.2	-206
0904	16-20	7.86	1.71	>9999	1.12	24.1	0.1	1.0	-204
0916	23-27	8.44	2.39	>9999	0.14	22.4	0.1	1.5	-247
0918	23-27	8.36	2.39	>9999	0.07	23.1	0.1	1.5	-246
0920	23-27	8.31	2.41	>9999	0.01	23.7	0.1	1.5	-241

Note: Insert units if not provided on sheet.

J:\adminshr\rem-frm\DPTFRM.XLS

① >9999 indicates turbidity is too high to measure.

DPT GEOCHEMICAL DATA FORM

DPT Location: DPT173

Project Number: F00552

Date: 12/11/08

Time DPT Location	Sample Depth	pH std units	Conductivity mS/cm	Turbidity NTUs (1)	Diss. O_2 mg/L	Temp deg. C	Salinity %	TDS g/L	ORP mV
0938	6-10	7.80	0.97	>9999	2.99	23.3	0.0	0.6	-198
0940	6-10	7.71	0.94	>9999	1.98	23.2	0.0	0.6	-194
0942	6-10	7.68	0.92	>9999	1.39	23.2	0.0	0.6	-192
1000	16-20	7.60	1.68	>9999	2.15	24.2	0.1	1.1	-182
1002	16-20	7.53	1.73	>9999	1.43	24.1	0.1	1.1	-179
1004	16-20	7.48	1.76	>9999	0.86	24.4	0.1	1.1	-177
1016	23-27	8.10	0.893	>9999	1.88	23.6	0.0	0.58	-219
1018	23-27	8.00	0.912	>9999	1.19	23.7	0.0	0.59	-211
1020	23-27	7.93	0.917	>9999	0.82	23.8	0.0	0.59	-207

Note: Insert units if not provided on sheet.

J:\adminshr\rem-frm\DPTFRM.XLS

(1) >9999 indicates turbidity is too high to measure.

DPT GEOCHEMICAL DATA FORM

DPT Location: DPT174

Project Number: F08552

Date: 12/1/08

~~DPT~~ Time Location	Sample Depth	pH std units	Conductivity mS/cm	Turbidity NTUs ①	Diss. O_2 mg/L	Temp deg. C	Salinity %	TDS g/L	ORP mV
1054	6-10	7.59	1.24	>9999	3.93	23.3	0.1	0.8	-164
1056	6-10	7.57	1.25	>9999	1.98	23.4	0.1	0.8	-162
1058	6-10	7.57	1.25	>9999	1.44	23.5	0.1	0.8	-162
1120	16-20	7.59	0.802	>9999	0.08	25.6	0.0	0.50	-183
1122	16-20	7.52	0.784	>9999	0.02	25.6	0.0	0.50	-181
1124	16-20	7.50	0.784	>9999	0.00	25.4	0.0	0.50	-179
1214	23-27	8.17	2.10	>9999	3.90	25.9	0.1	1.4	-243
1216	23-27	8.11	2.16	>9999	2.15	26.1	0.1	1.4	-240
1218	23-27	8.05	2.19	>9999	1.61	26.1	0.1	1.4	-236

Note: Insert units if not provided on sheet.

J:\adminshr\rem-frm\DPTFRM.XLS

① >9999 indicates turbidity is too high to measure.

DPT GEOCHEMICAL DATA FORM

DPT Location: DPT092

Project Number: F08552

Date: 12/1/08

Time DPT Location	Sample Depth	pH std units	Conductivity mS/cm	Turbidity NTUs①	Diss. O_2 mg/L	Temp deg. C	Salinity %	TDS g/L	ORP mV
1036	6-10	7.95	0.333	>9999	3.98	21.2	0.0	0.21	-168
1038	6-10	7.82	0.325	>9999	2.98	21.4	0.0	0.21	-159
1040	6-10	7.76	0.318	>9999	1.80	21.4	0.0	0.20	-157

Note: Insert units if not provided on sheet.

J:\adminshr\rem-frm\DPTFRM.XLS

① >9999 indicates Turbidity is too high to measure

DPT GEOCHEMICAL DATA FORM

DPT Location: DPT175

Project Number: F00552

Date: 12/11/08

DPT Location	Sample Depth	pH std units	Conductivity mS/cm	Turbidity NTUs (1)	Diss. O_2 mg/L	Temp deg. C	Salinity %	TDS g/L	ORP mV
1241	6-10	7.88	1.10	>9999	3.83	24.2	0.0	0.7	-184
1243	6-10	7.82	1.06	>9999	2.67	24.2	0.0	0.7	-185
1245	6-10	7.81	1.04	>9999	1.93	24.1	0.0	0.7	-186
1256	16-20	7.78	1.34	>9999	3.54	25.9	0.1	0.9	-199
1258	16-20	7.72	1.37	>9999	2.27	26.2	0.1	0.9	-196
1300	16-20	7.68	1.40	>9999	1.44	26.3	0.1	0.9	-194
1320	23-27	8.44	1.44	>9999	2.80	25.6	0.1	0.9	-250
1322	23-27	8.40	1.45	>9999	1.86	25.7	0.1	0.9	-250
1324	23-27	8.37	1.46	>9999	1.43	25.7	0.1	0.9	-248

Note: Insert units if not provided on sheet.

J:\adminshr\rem-frm\DPTFRM.XLS

(1) >9999 indicates turbidity is too high to measure.

DPT GEOCHEMICAL DATA FORM

DPT Location: DPT176

Project Number: F00552

Date: 12/1/08

DPT Location (Time)	Sample Depth	pH std units	Conductivity mS/cm	Turbidity NTUs (1)	Diss. O_2 mg/L	Temp deg. C	Salinity %	TDS g/L	ORP mV
1408	6-10	7.73	1.05	>9999	0.00	23.8	0.0	0.7	-164
1410	6-10	7.67	1.05	>9999	0.00	23.7	0.0	0.7	-164
1412	6-10	7.65	1.05	>9999	0.00	23.6	0.0	0.7	-163
1416	16-20	7.67	0.744	>9999	3.38	25.7	0.0	0.48	-188
1418	16-20	7.63	0.745	>9999	0.24	25.4	0.0	0.46	-160
1420	16-20	7.61	0.742	>9999	0.21	25.3	0.0	0.46	-160
1441	23-27	8.37	2.29	>9999	1.33	24.9	0.1	1.5	-247
1443	23-27	8.35	2.31	>9999	0.96	25.0	0.1	1.5	-245
1445	23-27	8.33	2.32	>9999	0.69	25.0	0.1	1.5	-244

Note: Insert units if not provided on sheet.

J:\adminshr\rem-frm\DPTFRM.XLS

(1) >9999 indicates turbidity is too high to measure.

DPT GEOCHEMICAL DATA FORM

DPT Location: Time DPT177

Project Number: F00552

Date: 12/1/08

~~DPT~~ Location	Sample Depth	pH std units	Conductivity mS/cm	Turbidity NTUs (1)	Diss. O_2 mg/L	Temp deg. C	Salinity %	TDS g/L	ORP mV
1511	6-10	7.95	0.459	>9999	3.74	22.8	0.0	0.29	-179
1513	6-10	7.84	0.443	>9999	2.61	23.1	0.0	0.29	-175
1515	6-10	7.79	0.439	>9999	1.94	23.3	0.0	0.29	-172
1524	16-20	7.61	0.705	>9999	3.12	25.3	0.0	0.46	-175
1526	16-20	7.52	0.723	>9999	2.16	25.6	0.0	0.47	-174
1528	16-20	7.48	0.734	>9999	1.69	25.7	0.0	0.47	-172
1536	23-27	8.33	1.72	>9999	3.27	24.0	0.1	1.1	-230
1538	23-27	8.23	1.78	>9999	2.23	23.6	0.1	1.2	-223
1540	23-27	8.14	1.82	>9999	1.83	23.6	0.1	1.2	-217

Note: Insert units if not provided on sheet.

J:\adminshr\rem-frm\DPTFRM.XLS

(1) >9999 indicates Turbidity is too high to measure.

DPT GEOCHEMICAL DATA FORM

DPT Location: Time DPT178

Project Number: F08552

Date: ~~12/4/08~~ 12/2/08

DPT ~~Location~~ SRP	Sample Depth	pH std units	Conductivity mS/cm	Turbidity NTUs (1)	Diss. O_2 mg/L	Temp deg. C	Salinity %	TDS g/L	ORP mV
1616	6-10	7.57	1.18	>9999	4.16	22.0	0.1	0.8	-140
~~1618~~	6-10	Low	recovery						
1620	6-10	Sample Taken							
0806	16-20	8.07	0.795	>9999	4.96	19.7	0.0	0.49	-156
0808	16-20	7.96	0.767	>9999	2.90	20.7	0.0	0.48	-161
0810	16-20	7.87	0.745	>9999	1.99	21.0	0.0	0.47	-163
0820	23-27	8.86	0.894	>9999	3.95	21.3	0.0	0.57	-237
0822	23-27	8.69	0.885	>9999	1.91	22.5	0.0	0.56	-239
0824	23-27	8.61	0.879	>9999	1.31	22.7	0.0	0.56	-240

12/2/08

Note: Insert units if not provided on sheet.

J:\adminshr\rem-frm\DPTFRM.XLS

(1) >9999 indicates Turbidity is too high to measure.

Geosyntec consultants

DAILY FIELD REPORT

Page 1 of 1

Project: LC34
Project No.: F00552
Contractors: EDS - Chris Phelps + Keith Olson

Date: 12/2/08
Task No.:

Work Performed

Well Installation:
Soil Borings:
DPT: X
Well Inventory:
Other:

Sampling Soil:
Sampling SW/Sediment:
Sampling Monitor Wells:
Sampling Hazardous Waste:
Sampling Drums:

Observations/Issues of Concern

0700 Arrive at office - Calibrate + load equipment.
0800 meet EDS at site. Call CCAFS Duty office to verify there are no dig restrictions - OK to dig. Sample DPT178 at 18' and 25'.
0845 Move to DPT179 (location U) and Sample at 8', 18' and 25'.
0900 Mobile lab on site. Setup at DPT180 (location T) and sample at 8', 18' and 25'.
1045 Setup at DPT181 (location X) and sample at 8' and 18'.
1130 Lunch Break. EDS will pick up spill pallet at POL.
1200 Sample DPT181 at 25'.
1300 Move to DPT182 and sample at 8', 18' and 25'.
1415 Setup at DPT183 and Sample at 8', 18' and 25'
1530 Move to DPT184 and Sample at 8', 18' and 25'.
1700 Leave site for the day.

Plans/Future Activities

Drum #
170376 Soil Drum (charcoal) Pallet # 168846 (TetraTech Pallet)
170375 Purge/Decon Water Pallet # 166081
All DPT locations hand augered to 5'.

Janet Barfus 12/2/08
Signature/Date

Water Quality Meter Calibration Form

Site Name: LC34 **Personnel:** Jan Barfus

Location: KSC FL

Date: 12/2/08

Calibration Standards Lot Numbers and Expiration Date					
Standard	Lot / Exp. Date	Standard	Lot / Exp. Date	Standard	Lot / Exp. Date
AutoCal	7289-01/12-21-09	1.0 NTU	P783996/04-2009		
pH 7	P888160/02-20-10	10.0 NTU	P784629/04-2009		
pH 10	2804414/10-09				
Zero O_2	G1617/11-11				

Meter make/Model and SN: 0102012 Horiba U-22	pH 4 (standard units)	pH 7 (standard units)	pH 10 (standard units)	ORP	Cond. µS/cm	DO (Zero) mg/L	DO (mg/L) / Temp.
Pre-calibration Reading	3.96	6.94	10.16	—	4.48	0.00	—
Post-calibration Reading	4.00	7.00	9.99	—	4.49	—	—

Meter make/Model and SN: 5485-4604 LaMotte 2020	1.0 NTU	10.0 NTU	NTU	NTU	Comments
Pre-calibration Reading	0.95	9.98			
Post-calibration Reading	1.01	10.00			

Meter make/Model and SN:	pH 4 (standard units)	pH 7 (standard units)	pH 10 (standard units)	ORP	Cond. µS/cm	DO (Zero) mg/L	DO (mg/L) / Temp.
Pre-calibration Reading							
Post-calibration Reading							

Meter make/Model and SN:	NTU	NTU	NTU	NTU	Comments
Pre-calibration Reading					
Post-calibration Reading					

Jan Barfus 12/2/08
Signature/Date

DPT GEOCHEMICAL DATA FORM

DPT Location: DPT179

Project Number: F080552

Date: 12/2/08

~~DPT~~ Time Location	Sample Depth	pH std units	Conductivity m S/cm	Turbidity NTUs(1)	Diss. O_2 mg/L	Temp deg. C	Salinity %	TDS g/L	ORP mV
0850	6-10	8.36	0.452	>9999	3.94	18.6	0.0	0.29	-185
0852	6-10	8.30	0.445	>9999	2.66	20.0	0.0	0.29	-185
0854	6-10	8.25	0.443	>9999	1.70	20.2	0.0	0.29	-186
0916	16-20	8.29	0.695	>9999	3.40	23.1	0.0	0.46	-200
0918	16-20	8.14	0.711	>9999	1.98	23.8	0.0	0.46	-194
0920	16-20	7.98	0.711	>9999	1.22	24.3	0.0	0.46	-191
0930	23-27	8.83	0.794	>9999	3.33	21.7	0.0	0.54	-249
0932	23-27	8.77	0.870	>9999	1.94	21.8	0.0	0.56	-248
0934	23-27	8.72	0.870	>9999	1.15	22.1	0.0	0.56	-244

Note: Insert units if not provided on sheet.

J:\adminshr\rem-frm\DPTFRM.XLS

(1) >9999 indicates Turbidity is too high to measure.

DPT GEOCHEMICAL DATA FORM

Project Number: F08552

DPT Location: DPT180

Date: 12/2/08

Time

DPT Location	Sample Depth	pH std units	Conductivity mS/cm	Turbidity NTUs(1)	Diss. O_2 mg/L	Temp deg. C	Salinity %	TDS g/L	ORP mV
0952	6-10	8.12	0.453	>9999	1.38	23.3	0.0	0.29	-185
0954	6-10	8.09	0.449	>9999	0.91	23.3	0.0	0.29	-184
0956	6-10	8.06	0.447	>9999	0.70	23.3	0.0	0.29	-183
1006	16-20	7.79	0.577	>9999	3.68	25.0	0.0	0.37	-178
1008	16-20	7.73	0.571	>9999	2.56	24.9	0.0	0.37	-179
1010	16-20	7.70	0.594	>9999	1.99	24.8	0.0	0.39	-177
1026	23-27	8.54	0.739	>9999	2.13	24.5	0.0	0.47	-225
1028	23-27	8.49	0.761	>9999	1.36	25.0	0.0	0.49	-225
1030	23-27	8.49	0.775	>9999	1.11	25.1	0.0	0.50	-224

Note: Insert units if not provided on sheet.

J:\adminshr\rem-frm\DPTFRM.XLS

(1) >9999 indicates turbidity is too high to measure.

DPT GEOCHEMICAL DATA FORM

Project Number: F08552

DPT Location: DPT181

Date: 12/5/08

Time

DPT ~~Location~~ JAR	Sample Depth	pH std units	Conductivity mS/cm	Turbidity NTUs (1)	Diss. O_2 mg/L	Temp deg. C	Salinity %	TDS g/L	ORP mV
1056	6-10	8.34	0.563	>9999	2.94	23.4	0.0	0.36	-191
1058	6-10	8.26	0.565	>9999	1.82	23.3	0.0	0.36	-188
1100	6-10	8.22	0.569	>9999	1.23	23.2	0.0	0.37	-184
1106	16-20	8.09	0.673	>9999	4.55	23.4	0.0	0.43	-181
1108	16-20	8.04	0.673	>9999	2.91	23.6	0.0	0.43	-179
1110	16-20	7.99	0.673	>9999	1.68	23.7	0.0	0.43	-176
1292	23-27	8.88	1.84	>9999	3.83	23.3	0.1	1.2	-246
1294	23-27	8.78	1.87	>9999	1.93	23.9	0.1	1.2	-246
1246	23-27	8.70	1.86	>9999	1.20	24.0	0.1	1.2	-243

Note: Insert units if not provided on sheet.

J:\adminshr\rem-frm\DPTFRM.XLS

(1) >9999 indicates Turbidity is too high to measure.

DPT GEOCHEMICAL DATA FORM

Project Number: F00552

DPT Location: DPT182

Date: 12/2/08

Time

~~DPT~~ Location	Sample Depth	pH std units	Conductivity mS/cm	Turbidity NTUs (1)	Diss. O_2 mg/L	Temp deg. C	Salinity %	TDS g/L	ORP mV
1336	6-10	8.13	1.37	>9999	3.87	24.6	0.1	0.9	-208
1338	6-10	8.06	1.37	>9999	2.28	24.6	0.1	0.9	-209
1340	6-10	8.03	1.38	>9999	1.41	24.5	0.1	0.9	-205
1346	16-20	8.15	1.32	>9999	2.66	25.5	0.1	0.8	-212
1348	16-20	8.11	1.31	>9999	1.71	25.6	0.1	0.8	-208
1350	16-20	8.07	1.29	>9999	1.22	25.6	0.1	0.8	-204
1402	23-27	8.66	1.83	>9999	3.69	26.3	0.1	1.2	-255
1404	23-27	8.66	1.84	>9999	1.83	26.2	0.1	1.2	-253
1406	23-27	8.66	1.84	>9999	1.13	26.0	0.1	1.2	-251

Note: Insert units if not provided on sheet.

J:\adminshr\rem-frm\DPTFRM.XLS

(1) >9999 indicates Turbidity is too high to measure.

DPT GEOCHEMICAL DATA FORM

Project Number: F00552

DPT Location: DPT183

Date: 12/2/08

Time ~~DPT Location~~	Sample Depth	pH std units	Conductivity mS/cm	Turbidity NTUs (1)	Diss. O_2 mg/L	Temp deg. C	Salinity %	TDS g/L	ORP mV
1420	6-10	8.24	1.34	>9999	2.30	25.1	0.1	0.8	-217
1422	6-10	8.21	1.36	>9999	1.26	24.9	0.1	0.9	-219
1424	6-10	8.21	1.44	>9999	0.97	25.1	0.1	0.9	-218
1500	16-20	8.66	1.43	>9999	0.00	25.4	0.1	0.9	-259
1502	16-20	8.52	1.42	>9999	0.00	25.7	0.1	0.9	-259
1504	16-20	8.46	1.41	>9999	0.00	25.6	0.1	0.9	-259
1511	23-27	8.87	1.92	>9999	1.20	25.5	0.1	1.2	-260
1513	23-27	8.79	1.94	>9999	0.55	26.2	0.1	1.2	-259
1515	23-27	8.76	1.94	>9999	0.26	25.9	0.1	1.2	-256

Note: Insert units if not provided on sheet.

J:\adminshr\rem-frm\DPTFRM.XLS

(1) >9999 indicates turbidity is too high to measure.

DPT GEOCHEMICAL DATA FORM

DPT Location: DPT184

Project Number: F00552

Date: 12/2/08

~~DPT~~ TRB Location	Sample Depth	pH std units	Conductivity µS/cm	Turbidity NTUs	Diss. O_2 µg/L	Temp deg. C	Salinity %	TDS g/L	ORP mV
Time									
1536	6-10	8.33	0.590	>9999	3.11	23.3	0.0	0.38	-210
1538	6-10	8.25	0.594	>9999	1.87	23.4	0.0	0.38	-208
1540	6-10	8.20	0.597	>9999	1.37	23.5	0.0	0.38	-205
1550	16-20	8.60	0.461	>9999	3.71	26.7	0.0	0.31	-252
1552	16-20	8.53	0.471	>9999	1.91	25.9	0.0	0.31	-250
1554	16-20	8.46	0.481	>9999	1.03	25.5	0.0	0.31	-245
1616	23-27	8.88	2.06	>9999	3.11	23.9	0.1	1.3	-262
1618	23-27	8.88	2.08	>9999	1.81	24.3	0.1	1.3	-267
1620	23-27	8.86	2.07	>9999	1.23	24.6	0.1	1.3	-270

Note: Insert units if not provided on sheet.

J:\adminshr\rem-frm\DPTFRM.XLS

0 >9999 indicates turbidity is too high to measure.

Geosyntec consultants

DAILY FIELD REPORT

Project: LC34
Project No.: FOA552
Date: 12/3/08
Task No.:
Contractors: EDS - Chris Phelps & Keith Olson; ALF - Dale Schamp

Work Performed

Well Installation:
Soil Borings:
DPT: X
Well Inventory:
Other:

Sampling Soil:
Sampling SW/Sediment:
Sampling Monitor Wells:
Sampling Hazardous Waste:
Sampling Drums:

Observations/Issues of Concern

0700 Arrive at office, calibrate & load equipment, travel to site.
0800 meet EDS on site, Call CCAFS Duty office - OK to dig.
Hand auger DPT185 (location C) to 5' and sample at 18' and 25'
0845 ALF on site
0900 Hand auger DPT186 (location D) to 5' and sample at 18' and 25'
0940 Hand auger DPT187 (location A) to 5' and sample at 18' and 25'
1020 Hand auger DPT188 (location B) to 5' and sample at 18' and 25'.
1100 Hand auger DPT189 (location H) to 5'.
1115 Lunch break.
1145 Sample DPT189 at 18' and 25'
1230 Hand auger DPT190 (location F) to 5' and sample at 18' and 25'
1310 Hand auger DPT191 (location G) to 5' and sample at 18' and 25'
1400 Hand auger DPT192 (location I) to 5' and sample at 18' and 25'
1445 Hand auger DPT193 (location N) to 5' and sample at 18' and 25'
1515 Hand auger DPT152 to 5' and sample at 10'

Plans/Future Activities

Janet Bachus 12/3/08
Signature/Date

Geosyntec consultants

DAILY FIELD REPORT

Project: LC34
Project No.: FØØ552
Contractors: Same as P.I

Date: 12/3/08
Task No.:

Work Performed

Well Installation:
Soil Borings:
DPT:
Well Inventory:
Other:

Sampling Soil:
Sampling SW/Sediment:
Sampling Monitor Wells:
Sampling Hazardous Waste:
Sampling Drums:

Observations/Issues of Concern

1540 Hand auger DPT94 (Location K) to 5' and sample at 18"+25'.
1630 Dispose of IDW.
1645 Leave site for the day.

Plans/Future Activities

Janet Barthus 12/3/08
Signature/Date

Water Quality Meter Calibration Form

Site Name: LC34 **Personnel:** Jan Barfus
Location: KSC FL
Date: 12/3/08

Calibration Standards Lot Numbers and Expiration Date					
Standard	Lot / Exp. Date	Standard	Lot / Exp. Date	Standard	Lot / Exp. Date
AutoCal	7289-01/12-21-09	1.0 NTU	P783996/04-2009		
pH 7	P888160/02-20-10	10.0 NTU	P784629/04-2009		
pH 10	2804414/10-09				
Zero O2	G1617/11-11				

Meter make/Model and SN: 0100012 Horiba U-22	pH 4 (standard units)	pH 7 (standard units)	pH 10 (standard units)	ORP	Cond. µS/cm	DO (Zero) mg/L	DO (mg/L) / Temp.
Pre-calibration Reading	3.94	6.98	10.21	—	4.47	0.00	—
Post-calibration Reading	4.00	7.00	10.00	—	4.49	—	—

Meter make/Model and SN: 5465-4609 LaMotte 2020	1.0 NTU	10.0 NTU	NTU	NTU	Comments
Pre-calibration Reading	0.95	9.6			
Post-calibration Reading	1.0	10.0			

Meter make/Model and SN:	pH 4 (standard units)	pH 7 (standard units)	pH 10 (standard units)	ORP	Cond. µS/cm	DO (Zero) mg/L	DO (mg/L) / Temp.
Pre-calibration Reading							
Post-calibration Reading							

Meter make/Model and SN:	NTU	NTU	NTU	NTU	Comments
Pre-calibration Reading					
Post-calibration Reading					

Jan Barfus 12/3/08
Signature/Date

DPT GEOCHEMICAL DATA FORM

Project Number: F04552

DPT Location: DPT185

Date: 12/3/08

Time

~~DPT~~ Location	Sample Depth	pH std units	Conductivity m S/cm	Turbidity NTUs (1)	Diss. O_2 m g/L	Temp deg. C	Salinity %	TDS g/L	ORP mV
0812	16-20	7.56	1.18	>9999	0.26	25.0	0.1	0.8	-189
0814	16-20	7.56	1.18	>9999	0.11	25.0	0.1	0.8	-189
0816	16-20	7.56	1.18	>9999	0.10	25.0	0.1	0.8	-189
0830	23-27	8.91	2.27	>9999	2.25	22.0	0.1	1.7	-258
0832	23-27	8.79	2.85	>9999	1.24	21.2	0.1	1.8	-261
0834	23-27	8.68	2.89	>9999	0.83	21.4	0.1	1.8	-261

Note: Insert units if not provided on sheet.

J:\adminshr\rem-frm\DPTFRM.XLS

(1) >9999 indicates turbidity is too high to measure.

DPT GEOCHEMICAL DATA FORM

Project Number: F08552

DPT Location: DPT186

Date: 12/3/08

Time

~~DPT~~ JRB Location	Sample Depth	pH std units	Conductivity mS/cm	Turbidity NTUs (1)	Diss. O_2 mg/L	Temp deg. C	Salinity %	TDS g/L	ORP mV
0910	16-20	8.02	0.402	>9999	2.27	25.4	0.0	0.26	-205
0912	16-20	7.90	0.399	>9999	1.51	26.1	0.0	0.26	-202
0914	16-20	7.81	0.397	>9999	1.10	26.3	0.0	0.26	-199
0924	23-27	8.24	1.20	>9999	2.44	25.0	0.1	0.8	-224
0926	23-27	8.10	1.23	>9999	1.39	25.0	0.1	0.8	-219
0928	23-27	8.03	1.23	>9999	1.00	25.0	0.1	0.8	-214

Note: Insert units if not provided on sheet.

J:\adminshr\rem-frm\DPTFRM.XLS

(1) >9999 indicates turbidity is too high to measure.

DPT GEOCHEMICAL DATA FORM

DPT Location: DPT187

Time

Project Number: F00552

Date: 12/3/05

~~DPT~~ Location	Sample Depth	pH std units	Conductivity mS/cm	Turbidity NTUs (1)	Diss. O_2 mg/L	Temp deg. C	Salinity %	TDS g/L	ORP mV
0948	16-20	7.70	1.26	>9999	2.21	29.0	0.1	0.8	-206
0950	16-20	7.65	1.27	>9999	1.36	29.3	0.1	0.8	-206
0952	16-20	7.61	1.28	>9999	1.12	29.5	0.1	0.8	-204
1000	23-27	8.30	0.753	>9999	2.02	28.2	0.0	0.49	-244
1002	23-27	8.22	0.789	>9999	1.16	28.8	0.0	0.52	-236
1004	23-27	8.08	0.821	>9999	0.92	28.8	0.0	0.53	-229

Note: Insert units if not provided on sheet.

J:\adminshr\rem-frm\DPTFRM.XLS

(1) >9999 indicates turbidity is too high to measure.

DPT GEOCHEMICAL DATA FORM

DPT Location: DPT108

Project Number: F00552

Date: 12/3/08

Time

~~DPT~~ JRB Location	Sample Depth	pH std units	Conductivity mS/cm	Turbidity NTUs (1)	Diss. O_2 mg/L	Temp deg. C	Salinity %	TDS g/L	ORP mV
1034	16-20	8.15	0.425	>9999	2.41	27.9	0.0	0.27	-230
1036	16-20	8.11	0.420	>9999	1.49	27.9	0.0	0.27	-228
1038	16-20	8.05	0.417	>9999	0.87	27.7	0.0	0.27	-223
1046	23-27	8.36	0.932	>9999	2.65	26.8	0.0	0.60	-239
1048	23-27	8.29	0.947	>9999	1.51	27.1	0.0	0.61	-236
1050	23-27	8.23	0.967	>9999	0.90	27.1	0.0	0.62	-231

Note: Insert units if not provided on sheet.

J:\adminshr\rem-frm\DPTFRM.XLS

(1) >9999 indicates Turbidity is too high to measure.

DPT GEOCHEMICAL DATA FORM

DPT Location: DPT189

Project Number: F08552

Date: 12/31/08

Time DPT Location	Sample Depth	pH std units	Conductivity mS/cm	Turbidity NTUs ①	Diss. O_2 mg/L	Temp deg. C	Salinity %	TDS g/L	ORP mV
1154	16-20	7.91	0.586	>9999	1.36	26.3	0.0	0.37	-220
1156	16-20	7.81	0.582	>9999	0.84	26.2	0.0	0.37	-216
1158	16-20	7.78	0.579	>9999	0.54	26.1	0.0	0.37	-212
1206	23-27	8.35	1.67	>9999	1.98	26.0	0.1	1.1	-244
1208	23-27	8.35	1.76	>9999	1.32	25.9	0.1	1.2	-247
1210	23-27	8.36	1.83	>9999	0.92	25.8	0.1	1.2	-246

Note: Insert units if not provided on sheet.

J:\adminshr\rem-frm\DPTFRM.XLS

① >9999 indicates turbidity is too high to measure.

DPT GEOCHEMICAL DATA FORM

Project Number: F00552

DPT Location: DPT190

Date: 12/3/08

Time

~~DPT~~ Job Location	Sample Depth	pH std units	Conductivity mS/cm	Turbidity NTUs (1)	Diss. O_2 mg/L	Temp deg. C	Salinity %	TDS g/L	ORP mV
1244	16-20	8.03	0.449	>9999	3.90	27.0	0.0	0.29	-214
1246	16-20	7.96	0.444	>9999	1.91	26.9	0.0	0.29	-210
1248	16-20	7.91	0.438	>9999	1.22	26.7	0.0	0.28	-207
1256	23-27	8.30	1.62	>9999	3.41	26.1	0.1	1.1	-249
1258	23-27	8.29	1.70	>9999	1.30	26.3	0.1	1.1	-249
1300	23-27	8.27	1.73	>9999	0.62	26.3	0.1	1.1	-247

Note: Insert units if not provided on sheet.

J:\adminshr\rem-frm\DPTFRM.XLS

(1) >9999 indicates turbidity is too high to measure.

DPT GEOCHEMICAL DATA FORM

DPT Location: DPT191

Project Number: F080552

Date: 12/3/08

Time

DPT Location	Sample Depth	pH std units	Conductivity mS/cm	Turbidity NTUs (1)	Diss. O_2 mg/L	Temp deg. C	Salinity %	TDS g/L	ORP mV
1318	16-20	7.91	0.476	>9999	3.47	27.9	0.0	0.31	-228
1320	16-20	7.88	0.467	>9999	1.65	27.6	0.0	0.30	-220
1322	16-20	7.85	0.459	>9999	0.92	27.3	0.0	0.30	-214
1332	23-27	8.44	0.821	>9999	3.67	27.2	0.0	0.54	-259
1334	23-27	8.45	0.853	>9999	1.90	27.0	0.0	0.56	-263
1336	23-27	8.49	0.885	>9999	1.11	26.6	0.0	0.57	-265

Note: Insert units if not provided on sheet.

J:\adminshr\rem-frm\DPTFRM.XLS

(1) >9999 indicates turbidity is too high to measure.

DPT GEOCHEMICAL DATA FORM

Project Number: F0Ø552

DPT Location: DPT192

Date: 12/3/08

~~DPT Location~~ Time JRB	Sample Depth	pH std units	Conductivity mS/cm	Turbidity NTUs (1)	Diss. O_2 mg/L	Temp deg. C	Salinity %	TDS g/L	ORP mV
1410	16-20	8.12	0.436	>9999	2.92	26.4	0.0	0.28	-243
1412	16-20	8.08	0.425	>9999	1.46	26.3	0.0	0.27	-239
1414	16-20	8.04	0.417	>9999	0.89	26.2	0.0	0.27	-234
1422	23-27	8.16	0.856	>9999	2.84	26.2	0.0	0.56	-241
1424	23-27	8.16	0.880	>9999	1.47	25.9	0.0	0.57	-239
1426	23-27	8.14	0.889	>9999	0.91	25.7	0.0	0.57	-233

Note: Insert units if not provided on sheet.

J:\adminshr\rem-frm\DPTFRM.XLS

(1) >9999 indicates turbidity is too high to measure.

DPT GEOCHEMICAL DATA FORM

DPT Location: Time DPT152

Project Number: F0852

Date: 12/3/08

DPT Location	Sample Depth	pH std units	Conductivity mS/cm	Turbidity NTUs (1)	Diss. O_2 mg/L	Temp deg. C	Salinity %	TDS g/L	ORP mV
1526	8-12	8.06	0.367	>9999	3.79	25.7	0.0	0.23	-202
1528	8-12	8.03	0.356	>9999	1.92	25.5	0.0	0.23	-199
1530	8-12	8.01	0.350	>9999	1.38	25.2	0.0	0.23	-197

Note: Insert units if not provided on sheet.

J:\adminshr\rem-frm\DPTFRM.XLS

(1) >9999 indicates Turbidity is too high to measure.

DPT GEOCHEMICAL DATA FORM

DPT Location: DPT193

Project Number: F080552

Date: 12/3/08

~~DPT Location~~ Time	Sample Depth	pH std units	Conductivity mS/cm	Turbidity NTUs ①	Diss. O_2 mg/L	Temp deg. C	Salinity %	TDS g/L	ORP mV
1448	16-20	7.87	1.09	>9999	3.52	27.9	0.0	0.7	-221
1450	16-20	7.83	1.09	>9999	1.81	27.8	0.0	0.7	-220
1452	16-20	7.82	1.08	>9999	1.01	27.7	0.0	0.7	-214
1500	23-27	8.09	1.66	>9999	2.42	26.8	0.1	1.1	-232
1502	23-27	8.09	1.77	>9999	1.09	26.8	0.1	1.1	-228
1504	23-27	8.07	1.81	>9999	0.58	26.7	0.1	1.2	-220

Note: Insert units if not provided on sheet.

J:\adminshr\rem-frm\DPTFRM.XLS

① >9999 indicates Turbidity is too high to measure.

DPT GEOCHEMICAL DATA FORM

DPT Location: DPT194

Project Number: F00552

Date: 12/3/08

DPT Location (Time 1548)	Sample Depth	pH std units	Conductivity mS/cm	Turbidity NTUs (1)	Diss. O_2 mg/L	Temp deg. C	Salinity %	TDS g/L	ORP mV
1546	16-20	7.92	0.654	>9999	4.27	26.7	0.0	0.43	-217
1548	16-20	7.89	0.684	>9999	1.79	26.7	0.0	0.44	-215
1550	16-20	7.84	0.691	>9999	1.04	26.7	0.0	0.44	-211
1600	23-27	8.34	1.92	>9999	3.88	26.3	0.1	1.3	-251
1602	23-27	8.30	2.07	>9999	1.85	26.1	0.1	1.4	-249
1604	23-27	8.27	2.17	>9999	0.94	26.0	0.1	1.4	-247

Note: Insert units if not provided on sheet.

J:\adminshr\rem-frm\DPTFRM.XLS

(1) >9999 indicates Turbidity is too high to measure.

Geosyntec consultants

DAILY FIELD REPORT

Page of

Project: F00552-LC34
Project No.: F00552
Contractors: EDS, ALF

Date: 12-4-08
Task No.:

Work Performed

Well Installation:
Soil Borings: (16-20) (16-20) (16-20)
DPT: 195, 196, 197, 126, 113, 119
~~Well Inventory~~: 198,
Other:

Sampling Soil:
Sampling SW/Sediment:
Sampling Monitor Wells:
Sampling Hazardous Waste:
Sampling Drums:

Observations/Issues of Concern

Angel at office to calibrate 0700, pick up badge & head to site
0810 Angel onsite, EDS already setup
0830 ALF onsite
1100 Jim onsite, marked locations - offsite at 1130
1145 break for lunch
1215 back from lunch more DPT
1650 ALF offsite
1700 EDS & Angel offsite

Started drum 166085 on pallet 166086

Plans/Future Activities

12/9/08
Signature/Date

j:\admnshare\rem-form\DAILY.XLS

Water Quality Meter
Calibration Form

Site Name: LC34
Location: KSC, FL
Date: 12-4-08

Personnel: Angel Martin

Calibration Standards Lot Numbers and Expiration Date					
Standard	Lot / Exp. Date	Standard	Lot / Exp. Date	Standard	Lot / Exp. Date
Auto Cal	pH 4.0, 0.0 NTU, 4.49 ms/cm		Lot # 6494 Exp 08-18-2009		
pH 10	Lot 2804414 exp 10-2009				
Zero DO	G1617 exp 11/2011				

Meter make/Model and SN: YSI U-22JC & R6258 MFG No 0102012	pH 4 (standard units)	pH 7 (standard units)	pH 10 (standard units)	ORP	Cond. µS/cm	DO (Zero) mg/L	~~DO (mg/L)~~ / Temp.
Pre-calibration Reading	4.54	/	9.43	/	4.25	0.00	21.8°C
Post-calibration Reading	3.95	/	9.98	/	4.50	0.00	21.8

Meter make/Model and SN: LaMotte 2020 SN # 5485-4604	1.0 NTU	NTU 10.0	NTU	NTU	Comments
Pre-calibration Reading	1.23	10.08			
Post-calibration Reading	1.00	10.00			

Meter make/Model and SN:	pH 4 (standard units)	pH 7 (standard units)	pH 10 (standard units)	ORP	Cond. µS/cm	DO (Zero) mg/L	DO (mg/L) / Temp.
Pre-calibration Reading							
Post-calibration Reading							

Meter make/Model and SN:	NTU	NTU	NTU	NTU	Comments
Pre-calibration Reading					
Post-calibration Reading					

[signature] 12/4/08
Signature/Date

DPT GEOCHEMICAL DATA FORM

DPT Location:

Project Number: F00552

Date: 12-4-08

TIME	DPT Location	Sample Depth	pH std units	Conductivity S/cm	Turbidity NTUs	Diss. O_2 g/L	Temp deg. C	Salinity %	TDS g/L	ORP mV	
836	195	16-20	7.53	1.81	*	1.84	23.1	0.1	1.2	-183	
838			7.25	1.74	*	0.16	25.6	0.1	1.1	-179	(1)
840			7.22	1.73	*	0.04	25.6	0.1	1.1	-180	
852	195	23-27	8.40	0.960	*	2.27	23.7	0.1	1.3	-244	
854			8.29	2.23	*	0.14	25.0	0.1	1.4	-258	(2)
856			8.26	2.25	*	0.10	25.1	0.1	1.4	-262	
919	196	16-20	7.89	1.50	*	1.37	26.1	0.1	1.0	-202	
921			7.61	1.48	*	0.21	26.2	0.1	0.9	-189	(3)
923			7.51	1.48	*	0.08	25.9	0.1	0.9	-182	
933	196	23-27	8.28	2.12	*	0.54	25.5	0.1	1.4	-244	
935			8.21	2.13	*	0.23	25.5	0.1	1.4	-249	(4)
938			8.31	2.14	*	0.05	25.3	0.1	1.4	-339	
1006	197	16-20	8.10	1.41	*	0.73	25.8	0.1	0.9	-229	
1008			7.98	1.38	*	0.23	25.5	0.1	0.9	-223	(5)
1010			7.94	1.37	*	0.07	25.0	0.1	0.9	-217	
1019	197	23-27	8.27	0.895	*	1.43	24.4	0.0	0.58	-251	
1021			8.25	0.954	*	0.26	24.7	0.0	0.61	-248	(6)
1023			8.23	0.966	*	0.13	24.5	0.0	0.62	-240	
1050	126	16-20	7.86	0.478	*	1.81	25.6	0.0	0.31	-204	
1052			7.66	0.469	*	0.32	25.6	0.0	0.30	-185	(7)
1055			7.57	0.465	*	0.17	25.3	0.0	0.30	-177	
1118	113	16-20	7.89	0.445	*	0.04	25.8	0.0	0.29	-239	
1120			7.91	0.444	*	0.03	25.7	0.0	0.29	-240	(8)
1122			7.89	0.446	*	0.03	25.8	0.0	0.29	-237	

break for lunch

* Turbidity range exceeded

Note: Insert units if not provided on sheet.

J:\adminshr\rem-frm\DPTFRM.XLS

DPT GEOCHEMICAL DATA FORM
DPT Location:

Project Number: F00552
Date: 12-4-08

TIME	DPT Location	Sample Depth	pH std units	Conductivity S/cm	Turbidity NTUs	Diss. O_2 g/L	Temp deg. C	Salinity %	TDS g/L	ORP mV	
1231	DPT119	16-20	8.11	1.08	*	0.90	26.8	0.0	0.7	-253	
1233			8.05	1.09	*	0.35	26.4	0.0	0.7	-252	(9)
1235			7.98	1.10	*	0.18	26.0	0.0	0.7	-246	
1317	DPT198	16-20	7.88	1.19	*	1.00	27.1	0.1	0.8	-224	
1319			7.77	1.18	*	0.49	26.7	0.1	0.8	-219	(10)
1321			7.72	1.19	*	0.22	26.1	0.1	0.8	-213	
1331	DPT198	23-27	8.29	0.930	*	1.49	26.1	0.0	0.61	-250	
1333			8.34	2.06	*	0.21	25.6	0.1	1.3	-249	(11)
1335			8.38	2.08	*	0.06	25.3	0.1	1.3	-249	
1356	DPT199	16-20	8.12	1.38	*	1.06	27.3	0.1	0.9	-247	
1358			8.06	1.35	*	0.21	26.5	0.1	0.9	-242	(12)
1340			8.07	1.35	*	0.13	26.0	0.1	0.9	-238	
1411	DPT199	23-27	8.38	0.979	*	0.84	26.6	0.1	1.3	-265	
1413			8.54	2.16	*	0.14	25.8	0.1	1.4	-273	(13)
1415			8.62	2.17	*	0.04	25.5	0.1	1.4	-278	

* Turbidity range exceeded

Note: Insert units if not provided on sheet.

J:\adminshr\rem-frm\DPTFRM.XLS

DPT GEOCHEMICAL DATA FORM
DPT Location:

Project Number: FO 0552
Date: 12-4-08

	DPT Location	Sample Depth	pH std units	Conductivity S/cm	Turbidity NTUs	Diss. O_2 g/L	Temp deg. C	Salinity %	TDS g/L	ORP mV	
1445	200	16-20	8.04	0.469	*	1.93	28.2	0.0	0.30	-219	(14)
1447			7.96	0.449	*	0.47	27.2	0.0	0.29	-210	
1450			7.97	0.448	*	0.28	26.4	0.0	0.29	-204	
					*						
1500	200	23-27	8.15	0.771	*	0.66	27.5	0.0	0.50	-248	(15)
1502			8.24	0.800	*	0.17	26.9	0.0	0.51	-246	
1505			8.34	0.826	*	0.10	26.2	0.0	0.53	-252	
1529	201	16-20	7.72	0.608	*	1.03	30.0	0.0	0.39	-220	(16)
1531			7.61	0.596	*	0.31	29.3	0.0	0.38	-208	
1533			7.57	0.594	*	0.21	28.7	0.0	0.38	-200	
1543	201	23-27	7.99	2.12	*	0.70	28.9	0.1	1.4	-230	(17)
1545			7.92	2.17	*	0.17	28.1	0.1	1.4	-214	
1547			7.91	2.18	*	0.12	27.8	0.1	1.4	-211	
1617	202	16-20	7.80	0.492	*	0.83	28.1	0.0	0.32	-226	
1619			7.72	0.497	*	0.27	27.3	0.0	0.32	-216	(18)
1621			7.72	0.492	*	0.14	26.7	0.0	0.32	-213	
1631	202	23-27	8.16	0.434	*	1.89	27.5	0.0	0.28	-256	
1633			8.11	0.445	*	0.30	27.2	0.0	0.29	-255	(19)
1635			8.13	0.473	*	0.14	26.9	0.0	0.31	-253	

* turbidity exceeded range

Note: Insert units if not provided on sheet.

J:\adminshr\rem-frm\DPTFRM.XLS

Geosyntec consultants

DAILY FIELD REPORT

Page of

Project: FO 0552 LG34
Project No.:
Contractors: EDS, ALF

Date: 12-5-08
Task No.:

Work Performed

Well Installation:
Soil Borings:
DPT: 203, 204, 205
Well Inventory:
Other:

Sampling Soil:
Sampling SW/Sediment:
Sampling Monitor Wells:
Sampling Hazardous Waste:
Sampling Drums:

Observations/Issues of Concern

0700 Angel @ office to calibrate & load
0750 Angel onsite, EDS already there
0830 Dale (ALF) onsite
1135 break for lunch
1230 back from lunch
1500 Melissa onsite
1530 ALF left w/ talking to anyone
1630 EDS and Angel offsite

drum 166085 at 80% on pallet 166086
drum 166087 at 20% on pallet 166086

Plans/Future Activities

12/5/08
Signature/Date

Water Quality Meter Calibration Form

Site Name: LC34 **Personnel:** Angel Martin

Location: KSC, FL

Date: 12-5-08

Calibration Standards Lot Numbers and Expiration Date					
Standard	Lot / Exp. Date	Standard	Lot / Exp. Date	Standard	Lot / Exp. Date
Auto Cal	#7289-01 exp 12/21/09				
Zero DO	# G1617 exp 11/2011				

Meter make/Model and SN: Horiba Ck22 R6258 MFG # 0102012	*pH 4 (standard units)*	*pH 7 (standard units)*	*pH 10 (standard units)*	*ORP*	*Cond. µS/cm*	*DO (Zero) mg/L*	*DO (mg/L) / Temp.*
Pre-calibration Reading	3.68				4.48	0.20	22.0°C
Post-calibration Reading	3.99				4.50	0.08	21.6°C

Meter make/Model and SN:	*NTU*	*NTU*	*NTU*	*NTU*	*Comments*
Pre-calibration Reading					
Post-calibration Reading					

Meter make/Model and SN:	*pH 4 (standard units)*	*pH 7 (standard units)*	*pH 10 (standard units)*	*ORP*	*Cond. µS/cm*	*DO (Zero) mg/L*	*DO (mg/L) / Temp.*
Pre-calibration Reading							
Post-calibration Reading							

Meter make/Model and SN:	*NTU*	*NTU*	*NTU*	*NTU*	*Comments*
Pre-calibration Reading					
Post-calibration Reading					

Angel Martin 12/5/08

Signature/Date

DPT GEOCHEMICAL DATA FORM
DPT Location:

Project Number: F0055 2
Date: 12-5-08

TIME	DPT Location	Sample Depth	pH std units	Conductivity S/cm	Turbidity NTUs	Diss. O_2 g/L	Temp deg. C	Salinity %	TDS g/L	ORP mV
841	203	16-20	8.40	8.10	*	0.40	24.3	0.4	4.4	-226
843			8.12	3.49	*	0.14	25.3	0.1	2.0	-222
845			8.10	2.01	*	0.08	25.1	0.1	1.2	-221
858	DPT203	23-27	8.78	3.94	*	0.89	23.9	0.3	3.4	-268
900			8.83	2.84	*	0.11	24.7	0.1	1.6	-279
902			8.88	2.29	*	0.06	24.7	0.1	1.5	
929	DPT204	16-20	8.37	1.20	*	1.07	25.3	0.1	0.8	-222
931			8.20	1.18	*	0.16	25.5	0.1	0.8	-207
933			8.19	1.16	*	0.10	25.8	0.1	0.7	-205
944	DPT204	23-27	8.77	2.06	*	0.83	26.4	0.1	1.3	-270
946			8.82	2.16	*	0.09	25.9	0.1	1.4	-336
948			8.93	2.15	*	0.05	25.8	0.1	1.4	-346
1043	DPT205	16-20	8.40	1.26	*	0.42	27.2	0.1	0.8	-223
1045			8.33	1.25	*	0.21	26.6	0.1	0.8	-216
1047			8.30	1.25	*	0.12	25.9	0.1	0.8	-209
1100	DPT205	23-27	8.74	2.12	*	0.56	26.9	0.1	1.4	-261
1102			8.80	2.21	*	0.23	26.2	0.1	1.4	-258
1105			8.84	2.19	*	0.14	25.7	0.1	1.4	-259
lunch										
1238	DPT206	6-10	8.62	0.91	*	1.28	25.6	0.0	0.22	-209
1240			8.75	0.337	*	0.60	25.1	0.0	0.22	-210
1242			8.67	0.333	*	0.48	24.8	0.0	0.22	-200
1255	DPT206	16-20	8.32	0.768	*	0.40	27.2	0.0	0.49	-238
1257			8.31	0.764	*	0.23	27.3	0.0	0.49	-233
1300			8.30	0.760	*	0.16	27.0	0.0	0.49	-225

* Turbidity range exceeded

Note: Insert units if not provided on sheet.

J:\adminshr\rem-frm\DPTFRM.XLS

DPT GEOCHEMICAL DATA FORM
DPT Location:

Project Number: F00552
Date: 12-5-08

	DPT Location	Sample Depth	pH std units	Conductivity S/cm	Turbidity NTUs	Diss. O_2 g/L	Temp deg. C	Salinity %	TDS g/L	ORP mV
1310	DPT206	23-27	8.84	2.49	*	0.45	27.9	0.1	0.49	-263
1312			8.94	2.53	*	0.19	26.8	0.1	0.49	-268
1315			8.99	2.60	*	0.15	26.2	0.1	0.49	-269
1338	DPT207	6-10	8.23	0.501	*	1.09	26.7	0.0	1.6	-194
1340			8.08	0.481	*	0.58	25.4	0.0	1.7	-153
1342			7.98	0.478	*	0.96	24.6	0.0	1.7	-129
1358	DPT207	16-20	7.75	0.635	*	0.09	26.6	0.0	0.32	-177
1400			7.78	0.632	*	0.08	26.2	0.0	0.31	-177
1402			7.80	0.63	*	0.08	26.1	0.0	0.31	-177
1415	DPT207	23-27	8.38	0.807	*	0.14	27.3	0.0	0.41	-256
1417			8.38	0.807	*	0.12	26.7	0.0	0.40	-251
1420			8.38	0.805		0.10	26.1	0.0	0.40	-244
1454	DPT208	6-10	8.23	0.566	*	0.36	25.4	0.0	0.52	-169
1456			8.21	0.559	*	0.20	24.6	0.0	0.52	-169
1458			8.20	0.561	*	0.17	24.0	0.0	0.52	-156
1509	DPT208	16-20	8.47	0.832	*	0.52	26.6	0.0	0.36	-237
1511			8.47	0.832	*	0.16	25.7	0.0	0.36	-227
1513			8.47	0.829	*	0.12	25.1	0.0	0.36	-220
1525	DPT208	23-27	8.85	2.23	*	0.43	25.6	0.1	0.54	-249
1527			8.92	2.37	*	0.19	24.9	0.1	0.53	-253
1530			8.99	2.37	*	0.12	24.1	0.1	0.59	-258

Note: Insert units if not provided on sheet.

Turbidity range exceeded

J:\adminshr\rem-frm\DPTFRM.XLS

DPT SAMPLING
JANUARY 2009

FIELD FORMS

Geosyntec consultants

DAILY FIELD REPORT

Project: LC34 Date: 1/23/09
Project No.: F0055 2 Task No.:
Contractors: Santa Cruz Construction ; Jake Benton

Work Performed

Well Installation:
Soil Borings:
DPT:
Well Inventory:
Other: Land Clearing

Sampling Soil:
Sampling SW/Sediment:
Sampling Monitor Wells:
Sampling Hazardous Waste:
Sampling Drums:

Observations/Issues of Concern

0645 Receive call from Santa Cruz that Jake's badge is not ready. Call Rebecca to work problem.
0800 Arrive at site. Stake DPT locations.
0900 Sean O'Brien conducts utility locate.
1000 Santa Cruz arrives on site. Clear Paths on northwest and southeast sides of the site.
1500 Finished clearing. Load equipment. Finish marking locations.
1545 Leave site for the day.

Plans/Future Activities

Janet Barfus 1/23/09
Signature/Date

Geosyntec consultants

DAILY FIELD REPORT

Project: LC34 Date: 1/26/09
Project No.: F00552 Task No.:
Contractors: EDS - Chris Phelps + Keith Olson; ALF - Dale Schamp

Work Performed

Well Installation:		Sampling Soil:	
Soil Borings:		Sampling SW/Sediment:	
DPT:	X	Sampling Monitor Wells:	
Well Inventory:		Sampling Hazardous Waste:	
Other:		Sampling Drums:	

Observations/Issues of Concern

0630 Arrive at office. Calibrate and load equipment.
0730 meet EDS at site. Call CCAFS duty office - OK to dig. Conduct tailgate meeting.
0800 Hand auger DPT209 (Location A) to 5'. Sample at 6'-10', 16'-20' and 23'-27'.
0855 Hand auger DPT210 (Location B) to 5'. Sample at 6'-10', 16'-20' and 23'-27'. Grout DPT209 + DPT210.
0950 Hand auger DPT211 (Location C) to 5'.
1000 ALF on site. Sample DPT211 at 6'-10', 16'-20' and 23'-27'. Grout hole.
1050 Hand auger DPT212 (Location D) to 5'. Sample at 6'-10'.
1125 Lunch break.
1205 Sample DPT212 at 16'-20', ~~and~~ 23'-27', and 38'-42'. Trimmy grout hole.
1315 Hand auger DPT213 (Location E) to 5'. Sample at 6'-10', 16'-20', 23'-27' and 38'-42'. Trimmy Grout hole.

Plans/Future Activities

Spill Pallet # 166086 Drum # 170401

Janet Barfus 1/26/09
Signature/Date

Geosyntec consultants

DAILY FIELD REPORT

Project: LC34
Project No.: F00552
Contractors: Same as p.1

Date: 1/26/09
Task No.:

Work Performed

Well Installation:		Sampling Soil:	
Soil Borings:		Sampling SW/Sediment:	
DPT:	X	Sampling Monitor Wells:	
Well Inventory:		Sampling Hazardous Waste:	
Other:		Sampling Drums:	

Observations/Issues of Concern

1500 Hand auger DPT214 (Location F) to 5'. Sample at 6'-10', 16'-20', and 23'-27'. Grout hole.
1550 Hand auger DPT215 (Location G) to 5'. Sample at 6'-10', 16'-20' and 23'-27'. Grout hole.
1700 Leave site for the day.

Plans/Future Activities

Janet Barfus 1/26/09
Signature/Date

Water Quality Meter
Calibration Form

Site Name: LC34 **Personnel:** Janet Barfus
Location: KSC FL
Date: 1/26/09

Calibration Standards Lot Numbers and Expiration Date					
Standard	Lot / Exp. Date	Standard	Lot / Exp. Date	Standard	Lot / Exp. Date
AutoCal	7289-01/12-21-09	1.0 NTU	P783996/04-2009		
pH 7	6445/7-24-2009	10.0 NTU	D784629/04-2009		
pH 10	2804414/10-2009				
Zero O_2	0804-05-2013				

Meter make/Model and SN: 0102012 Hoorbalt 22	*pH 4 (standard units)*	*pH 7 (standard units)*	*pH 10 (standard units)*	*ORP*	*Cond. µS/cm*	*DO (Zero) mg/L*	*DO (mg/L) / Temp.*
Pre-calibration Reading	3.98	7.05	10.10	—	4.02	0.05	—
Post-calibration Reading	4.00	7.00	10.01	—	4.49	0.00	—

Meter make/Model and SN: 2622-1602 LaMotte 2020	1.0 *NTU*	10.0 *NTU*	*NTU*	*NTU*	*Comments*
Pre-calibration Reading	0.75	10.0			
Post-calibration Reading	1.00	—			

Meter make/Model and SN:	*pH 4 (standard units)*	*pH 7 (standard units)*	*pH 10 (standard units)*	*ORP*	*Cond. µS/cm*	*DO (Zero) mg/L*	*DO (mg/L) / Temp.*
Pre-calibration Reading							
Post-calibration Reading							

Meter make/Model and SN:	*NTU*	*NTU*	*NTU*	*NTU*	*Comments*
Pre-calibration Reading					
Post-calibration Reading					

Janet Barfus 1/26/09
Signature/Date

DPT GEOCHEMICAL DATA FORM

DPT Location: DPT209

Project Number: F00552

Date: 1/26/09

~~DPT~~ Time Location	Sample Depth ft	pH std units	Conductivity mS/cm	Turbidity NTUs (1)	Diss. O_2 mg/L	Temp deg. C	Salinity %	TDS g/L	ORP mV
0816	6-10	8.31	5.28	>9999	2.99	21.3	0.2	2.9	-127
0818	6-10	8.54	4.40	>9999	2.09	21.5	0.2	2.4	-141
0820	6-10	8.67	3.20	>9999	0.33	21.6	0.1	1.8	-144
0828	16-20	9.62	2.20	>9999	1.19	24.0	0.1	1.3	-221
0830	16-20	9.68	2.03	>9999	0.58	24.3	0.1	1.3	-227
0832	16-20	9.71	2.07	>9999	0.32	24.3	0.1	1.3	-231
0840	23-27	10.24	2.13	>9999	1.93	23.6	0.1	1.4	-273
0842	23-27	10.34	2.13	>9999	0.87	23.9	0.1	1.4	-283
0844	23-27	10.43	2.14	>9999	0.39	24.0	0.1	1.4	-290

Note: Insert units if not provided on sheet. (1) >9999 indicates Turbidity is too high to measure.

J:\adminshr\rem-frm\DPTFRM.XLS

DPT GEOCHEMICAL DATA FORM

DPT Location: Time DPT210

Project Number: F08552

Date: 1/26/09

DPT Location	Sample Depth ft	pH std units	Conductivity mS/cm	Turbidity NTUs (1)	Diss. O_2 mg/L	Temp deg. C	Salinity %	TDS g/L	ORP mV
0902	6-10	9.19	1.07	>9999	3.98	22.1	0.1	0.8	-184
0904	6-10	9.20	1.21	>9999	1.84	22.0	0.1	0.8	-183
0906	6-10	9.18	1.25	>9999	0.84	22.0	0.1	0.8	-181
0926	16-20	9.25	0.999	>9999	2.58	25.8	0.1	1.6	-212
0928	16-20	9.32	3.15	>9999	1.09	25.7	0.2	2.3	-215
0930	16-20	9.32	3.82	>9999	0.63	25.6	0.2	2.6	-215
0936	23-27	9.74	2.89	>9999	2.73	25.7	0.2	2.4	-245
0938	23-27	9.82	4.23	>9999	1.06	25.8	0.2	2.9	-248
0940	23-27	9.86	4.58	>9999	0.53	25.7	0.2	3.0	-250

Note: Insert units if not provided on sheet. (1) >9999 indicates turbidity is too high to measure.

J:\adminshr\rem-frm\DPTFRM.XLS

DPT GEOCHEMICAL DATA FORM

DPT Location: Time DPT211

Project Number: F08552

Date: 7/26/09

~~DPT~~ Location	Sample Depth ft	pH std units	Conductivity mS/cm	Turbidity NTUs (1)	Diss. O_2 mg/L	Temp deg. C	Salinity %	TDS g/L	ORP mV
					1.35				
1000	6-10	9.19	1.43	>9999	~~2.79~~	23.2	0.1	0.9	-184
1002	6-10	9.24	2.56	>9999	1.01	23.2	0.1	1.8	-181
1004	6-10	9.18	2.86	>9999	0.94	23.2	0.1	1.9	-179
1012	16-20	9.57	5.33	>9999	0.07	25.4	0.3	3.1	-227
1014	16-20	9.53	4.92	>9999	0.01	25.4	0.2	3.1	-224
1016	16-20	9.49	4.38	>9999	0.00	25.4	0.2	2.7	-222
1036	23-27	10.11	1.81	>9999	1.95	24.6	0.1	1.2	-270
1038	23-27	10.18	2.31	>9999	1.01	24.5	0.1	1.7	-272
1040	23-27	10.20	2.61	>9999	0.60	24.4	0.1	1.7	-274

Note: Insert units if not provided on sheet. (1) >9999 indicates turbidity is too high to measure.

DPT GEOCHEMICAL DATA FORM

DPT Location: DPT212

Project Number: F00552

Date: 1/26/09

~~DPT~~ Time Location	Sample Depth ft	pH std units	Conductivity mS/cm	Turbidity NTUs (1)	Diss. O_2 mg/L	Temp deg. C	Salinity %	TDS g/L	ORP mV
1110	6-10	8.95	0.426	>9999	2.15	27.3	0.0	0.27	-190
1112	6-10	8.97	0.407	>9999	1.22	27.0	0.0	0.26	-187
1114	6-10	8.95	0.404	>9999	0.92	26.7	0.0	0.26	-183
1210	16-20	8.95	0.560	>9999	2.76	31.1	0.0	0.36	-194
1212	16-20	8.95	0.558	>9999	1.39	30.6	0.0	0.36	-193
1214	16-20	8.93	0.553	>9999	0.88	30.3	0.0	0.35	-189
1222	23-27	9.43	2.22	>9999	2.85	30.4	0.1	1.5	-232
1224	23-27	9.49	2.32	>9999	1.29	30.1	0.1	1.5	-233
1226	23-27	9.49	4.94	>9999	0.82	29.8	0.3	3.3	-229
1242	38-42	9.85	7.49	>9999	0.36	29.5	0.4	4.7	-273
1244	38-42	10.08	7.56	>9999	0.30	29.3	0.4	4.8	-283
1246	38-42	10.16	7.63	>9999	0.28	29.2	0.4	4.9	-289

Note: Insert units if not provided on sheet. (1) >9999 indicates turbidity is too high to measure.

DPT GEOCHEMICAL DATA FORM

DPT Location: DPT213

Project Number: F08552

Date: 1/26/09

~~DPT~~ Location (Time)	Sample Depth ft	pH std units	Conductivity mS/cm	Turbidity NTUs (1)	Diss. O_2 mg/L	Temp deg. C	Salinity %	TDS g/L	ORP mV
					3.00				
1324	6-10	8.98	0.008	>9999	~~10.02~~	28.4	0.0	0.7	-200
1326	6-10	9.42	0.90	>9999	2.60	27.2	0.0	0.24	-195
1328	6-10	9.34	0.369	>9999	1.19	26.8	0.0	0.23	-192
1336	16-20	8.95	0.771	>9999	2.74	29.7	0.0	0.52	-185
1338	16-20	8.94	0.828	>9999	1.18	29.6	0.0	0.56	-183
1340	16-20	8.89	0.954	>9999	0.72	29.9	0.1	1.3	-182
1346	23-27	9.56	6.83	>9999	1.82	29.5	0.4	4.7	-241
1348	23-27	9.63	7.59	>9999	0.88	29.1	0.4	4.8	-244
1350	23-27	9.67	7.71	>9999	0.53	28.9	0.4	4.8	-244
1420	38-42	9.96	7.46	>9999	1.31	27.3	0.4	4.6	-258
1422	38-42	10.00	7.18	>9999	0.73	27.3	0.4	4.2	-261
1424	38-42	10.04	6.65	>9999	0.42	27.2	0.3	4.0	-263

Note: Insert units if not provided on sheet. (1) >9999 indicates Turbidity is too high to measure.

DPT GEOCHEMICAL DATA FORM

DPT Location: DPT214

Project Number: F00552

Date: 1/26/09

Time ~~DPT Location~~	Sample Depth ft	pH std units	Conductivity mS/cm	Turbidity NTUs (1)	Diss. O_2 mg/L	Temp deg. C	Salinity %	TDS g/L	ORP mV
1508	6-10	9.31	0.493	>9999	2.16	23.5	0.0	0.31	-185
1510	6-10	9.27	0.466	>9999	1.07	23.4	0.0	0.29	-183
1512	6-10	9.24	0.442	>9999	0.71	23.5	0.0	0.28	-182
1520	16-20	9.80	0.954	>9999	0.10	25.7	0.1	1.2	-240
1522	16-20	9.76	2.52	>9999	0.00	25.7	0.2	2.4	-239
1524	16-20	9.74	3.72	>9999	0.00	25.5	0.2	2.4	-237
1530	23-27	10.44	7.53	>9999	0.00	25.3	0.4	4.5	-288
1532	23-27	10.44	6.98	>9999	0.00	25.2	0.4	4.3	-289
1534	23-27	10.45	6.58	>9999	0.00	25.1	0.3	4.0	-289

Note: Insert units if not provided on sheet. (1) >9999 indicates Turbidity is too high to measure.

J:\adminshr\rem-frm\DPTFRM.XLS

DPT GEOCHEMICAL DATA FORM

DPT Location: Time DPT21S

Project Number: F00552

Date: 1/26/09

~~DPT~~ Location	Sample Depth ft	pH std units	Conductivity mS/cm	Turbidity NTUs (1)	Diss. O_2 mg/L	Temp deg. C	Salinity %	TDS g/L	ORP mV
1600	6-10	9.55	0.372	>9999	1.96	23.6	0.0	0.24	-207
1602	6-10	9.52	0.368	>9999	1.02	23.5	0.0	0.24	-205
1604	6-10	9.49	0.366	>9999	0.67	23.4	0.0	0.24	-202
1610	16-20	9.01	0.546	>9999	2.31	25.7	0.0	0.35	-184
1612	16-20	9.02	0.553	>9999	1.10	25.6	0.0	0.35	-184
1614	16-20	9.01	0.556	>9999	0.71	25.5	0.0	0.36	-183
1622	23-27	9.92	0.884	>9999	3.25	25.5	0.0	0.58	-250
1624	23-27	10.02	0.931	>9999	1.25	25.5	0.0	0.62	-255
1626	23-27	10.07	1.81	>9999	0.69	25.6	0.1	1.7	-258

Note: Insert units if not provided on sheet. (1) >9999 indicates Turbidity is too high to measure.

Geosyntec consultants

DAILY FIELD REPORT

Project: F00552 LC34 Date: 1/27/09
Project No.: F00552 Task No.:
Contractors: EDS-Chris Phelps & Keith Olson; AEF- Dale Schamp

Work Performed

Well Installation:		Sampling Soil:	
Soil Borings:		Sampling SW/Sediment:	
DPT:	X	Sampling Monitor Wells:	
Well Inventory:		Sampling Hazardous Waste:	
Other:		Sampling Drums:	

Observations/Issues of Concern

0630 Arrive at office. Calibrate and load equipment.
0730 Meet EDS at site. Call CCAFS Duty office - OK to dig. Stake step out locations.
0750 Hand auger DPT216 (Location J) to 5'. Sample at 6'-10', 16'-20' and 23'-27'. Grout hole.
0845 Hand auger DPT217 (Location H) to 5'. Sample at 6'-10', 16'-20' and 23'-27'.
0930 AEF on site. Grout hole.
0950 Hand auger DPT218 (Location I) to 5'. Sample at 6'-10', 16'-20' and 23'-27'. Grout hole.
1040 Hand auger DPT219 (Location K) to 5'. Sample at 6'-10' and 16'-20'.
1115 Lunch break
1145 Sample DPT219 at 23'-27'. Grout hole.
1200 Sean conducts utility locate for step out locations.
1245 Hand auger DPT220 (Stepout ~50' NW of DPT210) to 5'. Sample at 6'-10', 16'-20' and 23'-27'. Grout hole.

Plans/Future Activities

Janet Barfuss 1/27/09
Signature/Date

Geosyntec consultants

DAILY FIELD REPORT

Project: LC34
Project No.: FOØ552
Contractors: same as p.1

Date: 1/27/09
Task No.:

Work Performed

Well Installation:
Soil Borings:
DPT: X
Well Inventory:
Other:

Sampling Soil:
Sampling SW/Sediment:
Sampling Monitor Wells:
Sampling Hazardous Waste:
Sampling Drums:

Observations/Issues of Concern

1325 Hand auger DPT221 (stepout ~50' NE of DPT210 towards IW0053I+D) to 5'. Sample at 6'-10', 16'-20', and 23'-27'. Grout hole.
1430 Hand auger DPT222 (stepout ~60' SW of DPT214) to 5'. Sample at 6'-10', 16'-20' and 23'-27'. Grout hole.
1530 Clear path to DPT223 (~50' SW of DPT215). Hand auger to 5' and sample at 6'-10', 16'-20' and 23'-27'. Grout hole.
1645 Leave site for the day.

Plans/Future Activities

Janet Barfus 1/27/09
Signature/Date

Water Quality Meter
Calibration Form

Site Name: LC34 **Personnel:** Janet Barfus
Location: CCAFS FL
Date: 1/27/09

Calibration Standards Lot Numbers and Expiration Date					
Standard	Lot / Exp. Date	Standard	Lot / Exp. Date	Standard	Lot / Exp. Date
Avtocal	6445/7-24-2009	1.0 NTU	P783996/04-2009		
Cond 1413	P891036/7-2009	10.0 NTU	P784629/04-2009		
pH 10	2804414/Oct-2009				
pH 7	6445/7-24-2009				
Zero O2	0804/05-2013				

Meter make/Model and SN: 0162012 Horiba U-22	pH 4 (standard units)	pH 7 (standard units)	pH 10 (standard units)	ORP	Cond. mS/cm	DO (Zero) mg/L	DO (mg/L) / Temp.
Pre-calibration Reading	3.80	8.24	9.16	—	1.31	0.00	—
Post-calibration Reading	4.00	7.00	10.01	—	1.41	—	—

Meter make/Model and SN: 2622-1602 Laplotte 2020	1.0 NTU	10.0 NTU	NTU	NTU	Comments
Pre-calibration Reading	0.98	10.28			
Post-calibration Reading	1.00	10.02			

Meter make/Model and SN:	pH 4 (standard units)	pH 7 (standard units)	pH 10 (standard units)	ORP	Cond. µS/cm	DO (Zero) mg/L	DO (mg/L) / Temp.
Pre-calibration Reading							
Post-calibration Reading							

Meter make/Model and SN:	NTU	NTU	NTU	NTU	Comments
Pre-calibration Reading					
Post-calibration Reading					

Janet Barfus / 1/27/09
Signature/Date

DPT GEOCHEMICAL DATA FORM

DPT Location: DPT216

Project Number: F08552

Date: 1/27/09

~~DPT Location~~ Time	Sample Depth ft	pH std units	Conductivity mS/cm	Turbidity NTUs	Diss. O_2 mg/L	Temp deg. C	Salinity %	TDS g/L	ORP mV
0804	6-10	9.44	1.40	>9999	1.37	19.2	0.1	0.9	-132
0806	6-10	9.48	1.31	>9999	0.66	19.4	0.1	0.8	-135
0808	6-10	9.49	1.27	>9999	0.25	19.6	0.1	0.8	-136
0814	16-20	9.76	2.51	>9999	1.86	22.5	0.1	1.7	-178
0816	16-20	9.82	2.62	>9999	0.78	23.0	0.1	1.6	-182
0820	16-20	9.85	2.58	>9999	0.38	23.3	0.1	1.6	-184
0828	23-27	10.53	0.761	>9999	2.27	23.6	0.0	0.52	-232
0830	23-27	10.53	0.877	>9999	1.00	24.0	0.0	0.57	-232
0832	23-27	10.51	0.902	>9999	0.52	24.2	0.0	0.56	-230

Note: Insert units if not provided on sheet. (1) Turbidity is outside range of instrument.

DPT GEOCHEMICAL DATA FORM

DPT Location: DPT217

Project Number: F08552

Date: 1/27/09

~~DPT~~ Time Location	Sample Depth ft	pH std units	Conductivity m S/cm	Turbidity NTUs①	Diss. O_2 mg/L	Temp deg. C	Salinity %	TDS g/L	ORP mV
0856	6-10	9.81	1.19	>9999	1.67	21.7	0.1	0.8	-160
0858	6-10	9.77	1.18	>9999	0.73	21.9	0.1	0.8	-158
0900	6-10	9.74	1.18	>9999	0.37	21.8	0.1	0.8	-156
0920	16-20	9.64	0.860	>9999	2.56	25.2	0.0	0.52	-172
0922	16-20	9.58	0.794	>9999	0.92	25.4	0.0	0.48	-171
0924	16-20	9.55	0.738	>9999	0.48	25.3	0.0	0.46	-170
0932	23-27	10.25	0.747	>9999	2.71	24.6	0.0	0.48	-220
0934	23-27	10.26	0.760	>9999	1.05	25.1	0.0	0.49	-221
0936	23-27	10.26	0.777	>9999	0.56	25.3	0.0	0.50	-220

Note: Insert units if not provided on sheet. ① >9999 indicates turbidity is out of range.

J:\adminshr\rem-frm\DPTFRM.XLS

DPT GEOCHEMICAL DATA FORM

Project Number: F00552

DPT Location: Temp DPT218

Date: 1/27/09

~~DPT~~ Location	Sample Depth ft	pH std units	Conductivity mS/cm	Turbidity NTUs ①	Diss. O_2 mg/L	Temp deg. C	Salinity %	TDS g/L	ORP mV
0956	6-10	10.15	1.09	>9999	3.67	24.6	0.0	0.7	-196
0958	6-10	10.12	1.08	>9999	0.93	24.5	0.0	0.7	-192
1000	6-10	10.07	1.08	>9999	0.54	24.3	0.0	0.7	-191
1006	16-20	9.75	1.66	>9999	2.02	26.7	0.1	1.1	-186
1008	16-20	9.78	1.76	>9999	0.89	26.5	0.1	1.1	-187
1010	16-20	9.79	1.79	>9999	0.46	26.5	0.1	1.2	-188
1026	23-27	10.65	2.18	>9999	2.42	25.7	0.1	1.4	-244
1028	23-27	10.73	2.24	>9999	1.03	25.8	0.1	1.6	-250
1030	23-27	10.78	2.59	>9999	0.62	25.8	0.1	1.7	-254

Note: Insert units if not provided on sheet. ① >9999 indicates Turbidity is out of range.

DPT GEOCHEMICAL DATA FORM

DPT Location: DPT219

Project Number: F00552

Date: 1/27/09

~~DPT~~ Time Location	Sample Depth ft	pH std units	Conductivity m S/cm	Turbidity NTUs ①	Diss. O_2 mg/L	Temp deg. C	Salinity %	TDS g/L	ORP mV
1050	6-10	9.84	1.04	>9999	1.78	27.3	0.0	0.7	-180
1052	6-10	9.81	1.01	>9999	1.02	27.1	0.0	0.6	-180
1054	6-10	9.79	1.01	>9999	0.77	27.1	0.0	0.6	-177
1104	16-20	9.81	1.61	>9999	2.78	27.9	0.1	1.0	-191
1106	16-20	9.81	1.63	>9999	1.34	27.4	0.1	1.0	-190
1108	16-20	9.80	1.64	>9999	0.73	27.1	0.1	1.0	-187
1204	23-27	10.76	2.10	>9999	2.77	27.0	0.1	1.4	-243
1206	23-27	10.82	2.14	>9999	1.33	27.0	0.1	1.4	-245
1208	23-27	10.84	2.16	>9999	0.88	27.0	0.1	1.4	-246

Note: Insert units if not provided on sheet. ① >9999 indicates Turbidity is out of range.

J:\adminshr\rem-frm\DPTFRM.XLS

DPT GEOCHEMICAL DATA FORM

DPT Location: Time DPT220

Project Number: F00552

Date: 11/27/09

~~DPT~~ Time/RB Location	Sample Depth ft	pH std units	Conductivity mS/cm	Turbidity NTUs (1)	Diss. O_2 mg/L	Temp deg. C	Salinity %	TDS g/L	ORP mV
1248	6-10	9.95	1.25	>9999	1.18	23.7	0.1	0.8	-174
1250	6-10	9.93	1.23	>9999	0.80	23.5	0.1	0.8	-172
1252	6-10	9.90	1.22	>9999	0.73	23.3	0.1	0.8	-171
1300	16-20	10.33	1.65	>9999	2.18	26.7	0.1	1.1	-237
1302	16-20	10.45	1.71	>9999	0.94	26.3	0.1	1.1	-243
1304	16-20	10.52	1.73	>9999	0.52	26.1	0.1	1.1	-246
1310	23-27	10.54	2.10	>9999	3.37	26.5	0.1	1.4	-253
1312	23-27	10.66	2.19	>9999	1.34	26.3	0.1	1.4	-256
1314	23-27	10.73	2.24	>9999	0.78	25.9	0.1	1.4	-258

Note: Insert units if not provided on sheet. (1) >9999 indicates turbidity is out of range.

J:\adminshr\rem-frm\DPTFRM.XLS

DPT GEOCHEMICAL DATA FORM

DPT Location: Time DPT221

Project Number: F00552

Date: 1/27/09

DPT Location JRB	Sample Depth ft	pH std units	Conductivity mS/cm	Turbidity NTUs (1)	Diss. O_2 mg/L	Temp deg. C	Salinity %	TDS g/L	ORP mV
1336	6-10	10.03	1.16	>9999	2.12	25.3	0.1	0.7	-188
1338	6-10	10.01	1.15	>9999	1.02	25.0	0.1	0.7	-187
1340	6-10	10.00	1.15	>9999	0.63	24.8	0.1	0.7	-185
1400	16-20	10.24	1.18	>9999	0.85	27.5	0.1	0.8	-229
1402	16-20	10.27	1.19	>9999	0.51	27.2	0.1	0.8	-229
1404	16-20	10.29	1.20	>9999	0.33	26.8	0.1	0.8	-228
1412	23-27	10.62	1.43	>9999	0.24	27.2	0.1	0.9	-258
1414	23-27	10.72	1.50	>9999	0.09	26.8	0.1	1.0	-260
1416	23-27	10.76	1.53	>9999	0.05	26.7	0.1	1.0	-261

Note: Insert units if not provided on sheet. (1) >9999 indicates Turbidity is out of range.

J:\adminshr\rem-frm\DPTFRM.XLS

DPT GEOCHEMICAL DATA FORM

DPT Location: Time DPT222

Project Number: F00552

Date: 1/27/09

DPT ~~Location~~ SKB	Sample Depth(ft)	pH std units	Conductivity mS/cm	Turbidity NTUs (1)	Diss. O_2 mg/L	Temp deg. C	Salinity %	TDS g/L	ORP mV
1444	6-10	10.23	0.521	>9999	1.02	25.0	0.0	0.33	-201
1446	6-10	10.19	0.520	>9999	0.47	24.7	0.0	0.33	-193
1448	6-10	10.08	0.514	>9999	0.31	24.2	0.0	0.33	-187
1454	16-20	10.35	0.946	>9999	0.18	26.8	0.0	0.60	-234
1456	16-20	10.43	0.949	>9999	0.14	26.6	0.0	0.61	-237
1458	16-20	10.46	0.959	>9999	0.13	26.3	0.0	0.61	-237
1520	23-27	10.67	2.37	>9999	2.06	26.7	0.1	1.6	-263
1522	23-27	10.86	2.50	>9999	0.75	26.2	0.1	1.6	-270
1524	23-27	10.95	2.60	>9999	0.42	26.0	0.1	1.7	-274

Note: Insert units if not provided on sheet. (1) >9999 indicates turbidity is out of range.

J:\adminshr\rem-frm\DPTFRM.XLS

DPT GEOCHEMICAL DATA FORM

DPT Location: Time DPT223

Project Number: F00552

Date: 12/7/09

~~DPT~~ Location	Sample Depth ft	pH std units	Conductivity mS/cm	Turbidity NTUs (1)	Diss. O_2 mg/L	Temp deg. C	Salinity %	TDS g/L	ORP mV
1552	6-10	10.50	0.424	>9999	2.44	24.9	0.0	0.27	-215
1554	6-10	10.43	0.405	>9999	1.20	24.7	0.0	0.26	-209
1556	6-10	10.34	0.394	>9999	0.82	24.4	0.0	0.25	-201
1604	16-20	10.16	0.712	>9999	0.34	25.9	0.0	0.46	-214
1606	16-20	10.19	0.719	>9999	0.18	25.7	0.0	0.46	-212
1608	16-20	10.19	0.729	>9999	0.13	25.5	0.0	0.47	-211
1614	23-27	11.11	2.47	>9999	0.02	26.1	0.1	1.6	-285
1616	23-27	11.15	2.48	>9999	0.02	25.9	0.1	1.6	-286
1618	23-27	11.17	2.49	>9999	0.02	25.7	0.1	1.6	-286

Note: Insert units if not provided on sheet. (1) >9999 indicates turbidity is out of range.

J:\adminshr\rem-frm\DPTFRM.XLS

Geosyntec consultants

DAILY FIELD REPORT

Project: LC34 Date: 1/28/09
Project No.: FOB552 Task No.:
Contractors: EDS-Chris Phelps & Keith Olson; ALF-Dale Schamp

Work Performed

Well Installation:
Soil Borings:
DPT: X
Well Inventory:
Other:

Sampling Soil:
Sampling SW/Sediment:
Sampling Monitor Wells:
Sampling Hazardous Waste:
Sampling Drums:

Observations/Issues of Concern

0645 Arrive at office. Calibrate and load equipment. Call CCAFS duty office to verify OK to dig.
0745 Meet EDS at site. Hand auger DPT224 (Location W) to 5'. Sample at 6'-10', 16'-20' and 23'-27'. Grout hole.
0900 Hand auger DPT225 (Location X) to 5'. ALF on site. Sample DPT225 at 6'-10', 16'-20' and 23'-27'. Grout hole.
1000 Hand auger DPT~~226~~ (Location R) to 5'. Sample at 6'-10', 16'-20' and 23'-27'. Grout hole.
1100 Hand auger DPT227 (approx. 20' NW of SW most path) to 5'.
1115 Lunch break.
1215 Sample DPT227 at 6'-10', 16'-20' and 23'-27'. Grout hole.
1300 Hand auger DPT228 (~~5~~ 45' N of DPT209) to 5'. Sample at 6'-10', 16'-20' and 23'-27'. Grout hole.
1340 Hand auger DPT229 (~~L~~ocation N) to 5'. Sample at 6'-10', 16'-20' and 23'-27'. Grout hole.

Plans/Future Activities

Janet Barfuss 1/28/09
Signature/Date

Geosyntec consultants

DAILY FIELD REPORT

Project: LC34
Project No.: FB0552
Contractors: Same as p. 1

Date: 1/28/09
Task No.:

Work Performed

Well Installation:		Sampling Soil:	
Soil Borings:		Sampling SW/Sediment:	
DPT:	X	Sampling Monitor Wells:	
Well Inventory:		Sampling Hazardous Waste:	
Other:		Sampling Drums:	

Observations/Issues of Concern

1445 Hand auger DPT230 to 5'. (Step out ~50' NW of DPT220). Sample at 6'-10', 16'-20' and 23'-27'. Grout hole.
1545 Hand auger DPT231 to 5' (Step out ~50' NW of DPT228). Sample at 6'-10', 16'-20' and 23'-27'. Grout hole.
1645 Leave site for the day.

Plans/Future Activities

Janet Barfuss 1/28/09
Signature/Date

Water Quality Meter
Calibration Form

Site Name: LC34 **Personnel:** Janet Barfus
Location: CCAFS FL
Date: 1/28/09

Calibration Standards Lot Numbers and Expiration Date					
Standard	Lot / Exp. Date	Standard	Lot / Exp. Date	Standard	Lot / Exp. Date
AutoCal	7289/01/12-21-09	1.0 NTU	P783996 / 04-2009		
pH 7	6445/7-24-09	10.0 NTU	P784629 / 04-2009		
pH 10	2804414/10-2009				
Zero 02	0804/05-2013				

Meter make/Model and SN: 0102012 Horiba U-22	*pH 4 (standard units)*	*pH 7 (standard units)*	*pH 10 (standard units)*	*ORP*	*Cond. µS/cm*	*DO (Zero) mg/L*	*DO (mg/L) / Temp.*
Pre-calibration Reading	3.77	7.77	10.09	—	4.48	0.02	—
Post-calibration Reading	4.00	7.00	10.00	—	4.49	0.00	—

Meter make/Model and SN: 26221602 LaMotte 2020	*1.0 NTU*	*10.0 NTU*	*NTU*	*NTU*	*Comments*
Pre-calibration Reading	1.09	10.28			
Post-calibration Reading	1.00	10.00			

Meter make/Model and SN:	*pH 4 (standard units)*	*pH 7 (standard units)*	*pH 10 (standard units)*	*ORP*	*Cond. µS/cm*	*DO (Zero) mg/L*	*DO (mg/L) / Temp.*
Pre-calibration Reading							
Post-calibration Reading							

Meter make/Model and SN:	*NTU*	*NTU*	*NTU*	*NTU*	*Comments*
Pre-calibration Reading					
Post-calibration Reading					

Janet Barfus 1/28/09
Signature/Date

DPT GEOCHEMICAL DATA FORM

DPT Location: DPT224

Project Number: F00552

Date: 11/28/09

~~DPT~~ Time / Location	Sample Depth ft	pH std units	Conductivity mS/cm	Turbidity NTUs (1)	Diss. O_2 mg/L	Temp deg. C	Salinity %	TDS g/L	ORP mV
0816	6-10	9.21	1.33	>9999	2.09	23.1	0.1	0.9	-185
0818	6-10	9.31	1.32	>9999	1.02	23.1	0.1	0.8	-191
0820	6-10	9.35	1.30	>9999	0.59	23.2	0.1	0.8	-196
0826	16-20	9.64	1.14	>9999	2.95	24.8	0.1	0.7	-233
0828	16-20	9.75	1.14	>9999	1.63	24.8	0.1	0.7	-241
0832	16-20	9.80	1.14	>9999	1.13	25.0	0.1	0.7	-247
0842	23-27	9.99	1.88	>9999	2.94	24.7	0.1	1.2	-250
0844	23-27	10.15	1.93	>9999	1.55	24.8	0.1	1.2	-256
0846	23-27	10.19	1.91	>9999	1.00	25.0	0.1	1.2	-261

Note: Insert units if not provided on sheet. (1) >9999 indicates turbidity is out of range.

J:\adminshr\rem-frm\DPTFRM.XLS

DPT GEOCHEMICAL DATA FORM

DPT Location: DPT22S

Project Number: F00552

Date: 1/28/09

~~DPT Location~~ Time	Sample Depth	pH std units	Conductivity mS/cm	Turbidity NTUs (1)	Diss. O_2 mg/L	Temp deg. C	Salinity %	TDS g/L	ORP mV
0906	6-10	9.43	1.19	>9999	2.93	24.4	0.1	0.8	-194
0908	6-10	9.44	1.19	>9999	1.52	24.3	0.1	0.8	-194
0910	6-10	9.42	1.20	>9999	0.92	24.2	0.1	0.8	-192
0926	16-20	9.60	1.09	>9999	3.60	26.5	0.0	0.7	-224
0928	16-20	9.66	1.09	>9999	1.78	26.5	0.0	0.7	-226
0932	16-20	9.66	1.09	>9999	0.86	26.5	0.0	0.7	-226
0940	23-27	9.73	1.72	>9999	3.39	25.9	0.1	1.1	-235
0942	23-27	9.87	1.79	>9999	1.84	26.2	0.1	1.2	-241
0944	23-27	9.90	1.84	>9999	0.95	26.3	0.1	1.2	-242

Note: Insert units if not provided on sheet. (1) >9999 indicates turbidity is out of range.

DPT GEOCHEMICAL DATA FORM

DPT Location: Time DPT226

Project Number: F00552

Date: 1/28/09

~~DPT~~ SRB Location	Sample Depth	pH std units	Conductivity mS/cm	Turbidity NTUs①	Diss. O_2 mg/L	Temp deg. C	Salinity %	TDS g/L	ORP mV
1012	6-10	9.24	1.00	>9999	3.35	25.0	0.0	0.6	-175
1014	6-10	9.24	0.98	>9999	1.62	24.8	0.0	0.6	-175
1016	6-10	9.24	0.98	>9999	1.11	24.5	0.0	0.6	-175
1024	16-20	9.40	0.762	>9999	3.75	27.5	0.0	0.49	-209
1026	16-20	9.47	0.769	>9999	1.96	27.3	0.0	0.49	-212
1028	16-20	9.49	0.770	>9999	1.10	27.1	0.0	0.49	-213
1048	23-27	10.13	0.999	>9999	0.10	26.8	0.1	1.3	-267
1050	23-27	10.20	2.09	>9999	0.09	26.4	0.1	1.3	-269
1052	23-27	10.24	2.11	>9999	0.09	26.3	0.1	1.4	-269

Note: Insert units if not provided on sheet. ① >9999 indicates Turbidity is out of range.

J:\adminshr\rem-frm\DPTFRM.XLS

DPT GEOCHEMICAL DATA FORM

DPT Location: DPT227 (Time)

Project Number: F04552

Date: 1/28/09

~~DPT~~ JRB Location	Sample Depth ft	pH std units	Conductivity µS/cm	Turbidity NTUs ①	Diss. O_2 mg/L	Temp deg. C	Salinity %	TDS g/L	ORP mV
1110	6-10	9.10	1.21	>9999	2.60	25.7	0.1	0.8	-169
1112	6-10	9.11	1.20	>9999	1.71	25.1	0.1	0.8	-168
1114	6-10	9.12	1.20	>9999	1.24	24.6	0.1	0.8	-168
1220	16-20	9.02	0.676	>9999	3.40	27.1	0.0	0.44	-184
1222	16-20	9.06	0.689	>9999	1.69	27.0	0.0	0.44	-186
1224	16-20	9.07	0.695	>9999	1.07	26.8	0.0	0.44	-187
1234	23-27	9.56	2.46	>9999	3.08	27.1	0.1	1.6	-217
1236	23-27	9.66	2.51	>9999	2.04	26.7	0.1	1.6	-224
1238	23-27	9.73	2.54	>9999	1.31	26.4	0.1	1.6	-228

Note: Insert units if not provided on sheet. ① >9999 indicates Turbidity is out of range.

DPT GEOCHEMICAL DATA FORM

Project Number: F00552

DPT Location: DPT228

Date: 1/28/09

Time

~~DPT~~ Location	Sample Depth	pH std units	Conductivity mS/cm	Turbidity NTUs ①	Diss. O_2 mg/L	Temp deg. C	Salinity %	TDS g/L	ORP mV
1306	6-10	9.21	1.27	>9999	1.92	27.2	0.1	0.8	-181
1308	6-10	9.22	1.29	>9999	1.54	26.4	0.1	0.8	-180
1310	6-10	9.22	1.28	>9999	1.14	26.3	0.1	0.8	-178
1314	16-20	9.65	2.35	>9999	3.91	29.2	0.1	1.5	-236
1316	16-20	9.78	2.40	>9999	1.89	28.6	0.1	1.5	-243
1318	16-20	9.86	2.42	>9999	1.22	28.2	0.1	1.6	-247
1326	23-27	9.89	2.35	>9999	3.09	28.5	0.1	1.5	-261
1328	23-27	10.10	2.42	>9999	1.60	28.0	0.1	1.6	-272
1330	23-27	10.23	2.45	>9999	1.06	27.5	0.1	1.6	-280

Note: Insert units if not provided on sheet. ① >9999 indicates turbidity is out of range.

J:\adminshr\rem-frm\DPTFRM.XLS

DPT GEOCHEMICAL DATA FORM

DPT Location: DPT229

Project Number: F080552

Date: 11/28/09

~~DPT~~ Time Location	Sample Depth ft	pH std units	Conductivity mS/cm	Turbidity NTUs (1)	Diss. O_2 mg/L	Temp deg. C	Salinity %	TDS g/L	ORP mV
1348	6-10	9.51	0.378	>9999	2.30	26.3	0.0	0.24	-204
1350	6-10	9.49	0.375	>9999	1.58	26.0	0.0	0.24	-201
1352	6-10	9.48	0.373	>9999	1.16	25.7	0.0	0.24	-198
1416	16-20	8.91	1.96	>9999	0.33	27.7	0.1	1.2	-179
1418	16-20	8.90	2.06	>9999	0.32	27.3	0.1	1.2	-177
1420	16-20	8.89	1.85	>9999	0.31	26.9	0.1	1.1	-174
1428	23-27	9.40	2.10	>9999	2.32	27.7	0.1	1.4	-212
1430	23-27	9.47	2.12	>9999	1.43	27.3	0.1	1.4	-214
1432	23-27	9.50	2.13	>9999	1.09	27.0	0.1	1.4	-214

Note: Insert units if not provided on sheet. (1) >9999 indicates Turbidity is out of range.

J:\adminshr\rem-frm\DPTFRM.XLS

DPT GEOCHEMICAL DATA FORM

DPT Location: Time DPT230

Project Number: F00552

Date: 11/28/09

~~DPT~~ SRB Location	Sample Depth ft	pH std units	Conductivity mS/cm	Turbidity NTUs (1)	Diss. O_2 mg/L	Temp deg. C	Salinity %	TDS g/L	ORP mV
1456	6-10	9.17	1.21	>9999	1.19	24.9	0.1	0.8	-186
1458	6-10	9.17	1.21	>9999	0.93	24.6	0.1	0.8	-185
1500	6-10	9.18	1.21	>9999	0.76	24.2	0.1	0.8	-182
1506	16-20	9.21	1.63	>9999	0.42	26.9	0.1	1.1	-231
1508	16-20	9.52	1.75	>9999	0.37	26.7	0.1	1.1	-243
1510	16-20	9.66	1.75	>9999	0.23	26.5	0.1	1.1	-249
1532	23-27	10.00	3.14	>9999	0.10	26.8	0.1	1.7	-275
1534	23-27	10.09	2.64	>9999	0.09	26.4	0.1	1.7	-279
1536	23-27	10.15	2.91	>9999	0.09	26.1	0.1	1.7	-282

Note: Insert units if not provided on sheet. (1) >9999 indicates Turbidity is out of range.

J:\adminshr\rem-frm\DPTFRM.XLS

DPT GEOCHEMICAL DATA FORM

DPT Location: Time DPT231

Project Number: F00552

Date: 1/28/09

~~DPT Location~~ Time	Sample Depth-ft	pH std units	Conductivity mS/cm	Turbidity NTUs (1)	Diss. O_2 mg/L	Temp deg. C	Salinity %	TDS g/L	ORP mV
1550	6-10	9.31	1.23	>9999	1.90	24.4	0.1	0.8	-202
1552	6-10	9.32	1.23	>9999	1.21	24.1	0.1	0.8	-202
1554	6-10	9.33	1.23	>9999	0.90	23.9	0.1	0.8	-202
1600	16-20	9.81	2.65	>9999	0.11	25.9	0.1	1.7	-256
1602	16-20	9.87	2.57	>9999	0.09	25.8	0.1	1.6	-259
1604	16-20	9.90	2.48	>9999	0.08	25.7	0.1	1.6	-259
1610	23-27	10.07	5.07	>9999	0.09	25.9	0.3	3.2	-276
1612	23-27	10.12	4.87	>9999	0.10	25.8	0.2	2.9	-281
1614	23-27	10.17	4.20	>9999	0.12	25.7	0.2	2.5	-285

Note: Insert units if not provided on sheet. (1) >9999 indicates turbidity is out of range.

Geosyntec consultants

DAILY FIELD REPORT Page of

Project: LC34 Date: 1-29-09
Project No.: FO055 2 Task No.:
Contractors: EDS & ALF

Work Performed

Well Installation:
Soil Borings:
DPT: DPT232 through DPT239
Well Inventory:
Other:

Sampling Soil:
Sampling SW/Sediment:
Sampling Monitor Wells:
Sampling Hazardous Waste:
Sampling Drums:

Observations/Issues of Concern

0650 Angel to office to Calibrate & load car
0745 Angel onsite, EDS already onsite
0755 Start DPT 232 hand auger, 8 ft, 18 ft and 25 ft sample & grout
0850 Start DPT 233 hand auger, had to move ~1 ft NW b/c of refusal in 2 locations
0915 Stop after 6-16 to decon (4 screens)
0925 finish DPT 233 16 to 26 and 23 to 27 and grout
0955 Start DPT 234 6 to 16 ft, 16 to 26 ft decon then 23 to 27 ft and grout
1050 Start DPT 235 sample 6-16
1105 Break for lunch, back at 1140, sample 16 to 26 and 23 to 27 and grout
1230 Start DPT 236, Dale (ALF) back from lunch, change Horiba battery, Calibration problems - probably Auto Cal Solution - discuss w/ Rebecca & Jan
1320 Start DPT 237 6 to 10 decon, sample 6 to 10 decon, sample 16 to 26 and 23 to 27 ft
1450 start DPT 238 sample 6-10 ft decon, sample 16 to 26 ft and 23 to 27 ft, Hard RAIN
1545 Start DPT 239 sample 6-10 ft and 16 to 26 ft & 23 to 27 ft
1640 EDS offsite
1645 Angel offsite, ALF packing up to leave

Plans/Future Activities

1/29/09
Signature/Date

Water Quality Meter Calibration Form

Site Name: LC34 **Personnel:** Angel Martin

Location: KSC

Date: 1/29/09

Calibration Standards Lot Numbers and Expiration Date					
Standard	Lot / Exp. Date	Standard	Lot / Exp. Date	Standard	Lot / Exp. Date
Auto cal	pH 4.0, 0.0 NTU, 4.49 mS/cm	# P994134	exp 12/09		
Zero DO	# 08041 exp 05/2013				

Meter make/Model and SN: Horiba U22 R10712	pH 4 (standard units)	pH 7 (standard units)	pH 10 (standard units)	ORP	Cond. mS/cm	DO (Zero) mg/L	DO (mg/L) / Temp.
Pre-calibration Reading	4.01				5.44	0.00	22.99°C
Post-calibration Reading	4.00				4.49	0.00 #6 DO sensor is unstable	23.00°C #6 dropped

Meter make/Model and SN: Lamotte 2 R5271	NTU 1.0	NTU 10.00	NTU	NTU	Comments
Pre-calibration Reading	0.80	9.83			
Post-calibration Reading	1.0	10.00			

Meter make/Model and SN:	pH 4 (standard units)	pH 7 (standard units)	pH 10 (standard units)	ORP	Cond. µS/cm	DO (Zero) mg/L	DO (mg/L) / Temp.
Pre-calibration Reading							
Post-calibration Reading							

Meter make/Model and SN:	NTU	NTU	NTU	NTU	Comments
Pre-calibration Reading					
Post-calibration Reading					

Angel Martin 1/29/09

Signature/Date

DPT GEOCHEMICAL DATA FORM
DPT Location:

Project Number: F00552
Date: 1-29-09

DPT Location	Sample Depth	pH std units	Conductivity mS/cm	Turbidity NTUs	Diss. O_2 mg/L	Temp deg. C	Salinity %	TDS g/L	ORP mV
DPT232	6-10								
	0808	7.67	0.900	*	1.43	20.27	0.0	0.51	-142
	0810	7.99	0.748	*	0.00	20.58	0.0	0.47	-165
	0812	8.16	0.713	*	0.00	20.73	0.0	0.45	-157
DPT232	16-20								
	0820	8.08	1.30	*	3.16	23.53	0.1	0.8	-148
	0822	8.23	1.33	*	0.00	24.32	0.1	0.9	-158
	0825	8.26	1.33	*	0.00	24.15	0.1	0.9	-161
DPT232	23-27								
	0836	8.49	1.27	*	0.96	23.97	0.1	0.8	-211
	0838	8.70	1.35	*	0.00	24.68	0.1	0.9	-218
	0840	8.85	1.37	*	0.00	24.45	0.1	0.9	-220
DPT233	6-16								
	0908	9.35	0.609	*	1.42	22.51	0.0	0.38	-183
	0910	9.12	0.584	*	0.00	22.44	0.0	0.37	-187
	0912	8.92	0.572	*	0.00	22.29	0.0	0.37	-189
DPT233	16-20								
	0929	8.55	0.912	*	1.86	24.67	0.0	0.58	-157
	0931	8.53	0.884	*	0.00	24.83	0.0	0.56	-171
	0933	8.51	0.873	*	0.00	24.55	0.0	0.56	-173

Note: Insert units if not provided on sheet.

* Turbidity is >9999 - to high to measure

J:\adminshr\rem-frm\DPTFRM.XLS

DPT GEOCHEMICAL DATA FORM
DPT Location:

Project Number: E0055.2
Date: 1-29-09

DPT Location	Sample Depth	pH std units	Conductivity mS/cm	Turbidity NTUs	Diss. O_2 mg/L	Temp deg. C	Salinity %	TDS g/L	ORP mV
DPT233	23-27								
	0942	8.36	1.66	*	1.90	24.77	0.1	1.1	-194
	0944	8.62	1.80	*	0.00	25.33	0.1	1.2	-205
	0946	8.77	1.85	*	0.00	24.97	0.1	1.2	-209
DPT234	6-10								
	1005	9.52	0.543	*	2.38	24.21	0.0	0.33	-165
	1007	9.34	0.475	*	0.00	23.79	0.0	0.31	-166
	1009	9.15	0.437	*	0.00	23.43	0.0	0.28	-166
DPT234	16-20								
	1017	8.25	0.99	*	1.26	26.56	0.0	0.7	-177
	1019	8.37	1.04	*	0.00	26.72	0.0	0.7	-180
	1021	8.42	1.09	*	0.00	26.42	0.0	0.7	-182

Note: Insert units if not provided on sheet.

* Turbidity is >9999 - to high to measure

J:\adminshr\rem-frm\DPTFRM.XLS

DPT GEOCHEMICAL DATA FORM
DPT Location:

Project Number: F0 0552
Date: 1-29-09

DPT Location	Sample Depth	pH std units	Conductivity mS/cm	Turbidity NTUs	Diss. O_2 mg/L	Temp deg. C	Salinity %	TDS g/L	ORP mV
DPT234	23-27								
	1037	8.22	2.11	*	1.83	26.46	0.1	1.4	-189
	1039	8.57	2.39	*	0.00	26.28	0.1	1.5	-199
	1041	8.74	2.44	*	0.00	26.01	0.1	1.6	-202
DPT235	6-10								
	1100	9.36	0.425	*	0.00	25.04	0.0	0.25	-165
	1102	9.07	0.405	*	0.00	24.41	0.0	0.26	-166
	1104	8.88	0.399	*	0.00	24.35	0.0	0.26	-167
DPT235	16-20								
	1148	8.41	1.11	*	2.01	28.31	0.1	0.7	-146
	1150	8.38	1.08	*	0.00	27.47	0.0	0.7	-155
	1152	8.38	1.05	*	0.00	26.71	0.0	0.7	-161
DPT235	23-27								
	1203	8.38	2.17	*	0.00	28.02	0.1	1.5	-209
	1205	8.67	2.28	*	0.00	27.27	0.1	1.5	-212
	1207	8.77	2.29	*	0.00	26.92	0.1	1.5	-214
DPT236	6-10								
	1238	9.55	0.845	*	0.00	26.62	0.0	0.51	-165
	1240	9.25	0.775	*	0.00	25.64	0.0	0.49	-171
	1242	9.16	0.765	*	0.00	25.44	0.0	0.49	-173
DPT236	1250	8.85	0.716	*	0.00	27.95	0.0	0.46	-181
16-20	1252	8.88	0.711	*	0.00	27.32	0.0	0.45	-186
	1254	8.86	0.712	*	0.00	26.71	0.0	0.46	-188

Note: Insert units if not provided on sheet.

* Turbidity is >9999 - to high to measure

DPT GEOCHEMICAL DATA FORM
DPT Location:

Project Number: F0 0552
Date: 1-29-09

DPT Location	Sample Depth	pH std units	Conductivity µS/cm	Turbidity NTUs	Diss. O_2 mg/L	Temp deg. C	Salinity %	TDS g/L	ORP mV
DPT 236	23-27								
	1303	8.42	2.68	*	1.08	26.99	0.1	1.7	-178
	1305	8.59	2.63	*	0.00	26.74	0.1	1.7	-184
	1307	8.69	2.55	*	0.00	26.33	0.1	1.6	-181
DPT 237	6-10								
	1341	9.31	0.871	*	0.00	26.15	0.0	0.58	-156
	1343	9.02	0.966	*	0.00	25.61	0.0	0.62	-149
	1345	8.76	1.00	*	0.00	25.06	0.0	0.60	-147

* Turbidity is >9999 - to high to measure

Note: Insert units if not provided on sheet.

DPT GEOCHEMICAL DATA FORM
DPT Location:

Project Number: F0055 2
Date: 1-29-09

DPT Location	Sample Depth	pH std units	Conductivity mS/cm	Turbidity NTUs	Diss. O_2 mg/L	Temp deg. C	Salinity %	TDS g/L	ORP mV
DPT 237	16-20								
	1400	8.53	1.05	*	2.00	27.65	0.1	0.7	-170
	1402	8.61	1.01	*	0.00	26.66	0.0	0.7	-172
	1404	8.56	1.02	*	0.00	26.10	0.0	0.6	-172
DPT 237	23-27								
	1412	8.30	2.95	*	0.32	26.89	0.1	1.9	-206
	1414	8.80	3.04	*	0.00	26.18	0.2	2.0	-214
	1416	8.91	3.05	*	0.00	25.84	0.2	2.0	-216
DPT 237	38-42	(Discarded -		Not used!!!)					
	1425	9.26	3.24	*	0.23	26.31	0.2	2.1	-231
	1430	9.31	3.33	*	0.00	25.69	0.2	2.1	-242
	1432	9.33	3.34	*	0.00	25.57	0.2	2.1	-244
DPT 238	6-10								
	1450	9.67	0.789	*	0.00	26.94	0.00	0.49	-193
	1452	9.42	0.734	*	0.00	26.10	0.00	0.46	-194
	1454	9.25	0.706	*	0.00	25.05	0.0	0.45	-192
DPT 238	16-20								
	1520	8.83	0.811	*	0.00	26.23	0.0	0.52	-204
	1522	8.86	0.827	*	0.00	25.59	0.0	0.54	-205
	1524	8.85	0.833	*	0.00	25.52	0.0	0.53	-205
DPT 238	23-27	8.57	3.02	*	0.06	25.60	0.2	2.0	-235
	1533	8.86	3.32	*	0.00	25.24	0.2	2.1	-255
	1535	8.98	3.24	*	0.00	25.17	0.2	2.1	-266
	1537								

* Turbidity is >9999 - to high to measure

Note: Insert units if not provided on sheet.

J:\adminshr\rem-frm\DPTFRM.XLS

DPT GEOCHEMICAL DATA FORM
DPT Location:

Project Number: F00552
Date: 1-29-09

DPT Location	Sample Depth	pH std units	Conductivity mS/cm	Turbidity NTUs	Diss. O_2 mg/L	Temp deg. C	Salinity %	TDS g/L	ORP mV
DPT239	6-10								
	1557	10.01	0.717	*	0.89	22.13	0.0	0.44	-184
	1559	9.74	0.667	*	0.00	21.96	0.0	0.42	-182
	1601	9.55	0.652	*	0.00	21.68	0.0	0.42	-185
DPT239	16-20								
	1609	8.52	1.19	*	0.54	25.59	0.1	0.8	-186
	1611	8.66	1.18	*	0.00	25.30	0.1	0.8	-193
	1613	8.71	1.18	*	0.00	24.85	0.1	0.8	-199
1622 DPT239	23-27	8.43	2.58	*	1.12	25.04	0.1	1.7	-191
	1624	8.68	2.82	*	0.00	24.93	0.1	1.8	-204
	1626	8.78	2.85	*	0.00	24.80	0.1	1.8	-205

* Turbidity is >9999 - to high to measure

Note: Insert units if not provided on sheet.

Geosyntec consultants

DAILY FIELD REPORT

Page of

Project: LC34
Project No.: FO0552
Contractors: EDS, ALF

Date: 1-30-09
Task No.:

Work Performed

Well Installation:
Soil Borings:
DPT: DPT240 through DPT245
Well Inventory:
Other:

Sampling Soil:
Sampling SW/Sediment:
Sampling Monitor Wells:
Sampling Hazardous Waste:
Sampling Drums:

Observations/Issues of Concern

0655 Angel at office to calibrate and load
0740 Angel onsite, EDS already onsite, cold rain, DPT240, 241, 242
1000 ALF onsite
1130 break for lunch, back at 1200, DPT 243 ~~and 244~~ etc
1330 coredrill location Y + Z, finish Y at 1400, finish Z at 1430 DPT 244 and 245
1600 Jan onsite
1630 ALF offsite
1705 EDS offsite
1725 Angel + Jan offsite

Plans/Future Activities

Angel Mont 1/30/09
Signature/Date

Water Quality Meter Calibration Form

Site Name: LC34 **Personnel:** Angel Martin
Location: KSC
Date: 1-30

Calibration Standards Lot Numbers and Expiration Date					
Standard	Lot / Exp. Date	Standard	Lot / Exp. Date	Standard	Lot / Exp. Date
Autocal	# P879134 exp 12/8				
Zero DO	# 0804 exp 5/13				

Meter make/Model and SN: HACH HQ40d R10712	pH 4 (standard units)	pH 7 (standard units)	pH 10 (standard units)	ORP	Cond. µS/cm	DO (Zero) mg/L	DO (mg/L) / Temp.
Pre-calibration Reading	4.26				5.52	0.00	22.52°C
Post-calibration Reading	4.00				4.49	0.00	22.75°C

Meter make/Model and SN: HACH HQ40d R5077	NTU 1.0	NTU 10.00	NTU	NTU	Comments
Pre-calibration Reading	0.87	9.78			
Post-calibration Reading	1.0	10.00			

Meter make/Model and SN:	pH 4 (standard units)	pH 7 (standard units)	pH 10 (standard units)	ORP	Cond. µS/cm	DO (Zero) mg/L	DO (mg/L) / Temp.
Pre-calibration Reading							
Post-calibration Reading							

Meter make/Model and SN:	NTU	NTU	NTU	NTU	Comments
Pre-calibration Reading					
Post-calibration Reading					

Angel Mart 1/30/09
Signature/Date

DPT GEOCHEMICAL DATA FORM
DPT Location:

Project Number: F0052
Date: 1-30-04

DPT Location	Sample Depth	pH std units	Conductivity mS/cm	Turbidity NTUs	Diss. O_2 mg/L	Temp deg. C	Salinity %	TDS g/L	ORP mV
DPT240	6-10								
	0800	10.02	0.541	*	0.00	18.87	0.0	0.33	-184
	0802	9.81	0.522	*	0.00	19.26	0.0	0.34	-199
	0804	9.63	0.533	*	0.00	19.44	0.0	0.35	-207
DPT240	16-20								
	0811	8.96	0.709	*	0.00	24.05	0.0	0.51	-177
	0813	8.90	0.953	*	0.00	24.16	0.0	0.3	-182
	0815	8.85	0.9	*	0.00	23.87	0.0	0.3	-188
DPT240	23-27								
	0826	8.50	1.93	*	1.52	22.94	0.1	1.2	-200
	0828	8.75	1.95	*	0.00	23.59	0.1	1.2	-228
	0830	8.90	1.95	*	0.00	23.63	0.1	1.3	-243
DPT241	6-10								
	0848	9.69	0.728	*	1.18	19.53	0.0	0.48	-146
	0850	9.40	0.761	*	0.00	19.83	0.0	0.48	-143
	0852	9.21	0.778	*	0.00	19.95	0.0	0.50	-142
DPT241	16-20								
	0908	9.05	0.521	*	1.84	23.10	0.0	0.34	-175
	0910	9.01	0.564	*	0.00	23.77	0.0	0.37	-198
	0912	9.10	0.581	*	0.00	23.51	0.0	0.37	-204
DPT241	23-27								
	0921	8.62	1.16	*	0.00	22.72	0.1	0.7	-189
	0923	8.73	1.08	*	0.00	23.07	0.0	0.7	-195
	0925	8.87	1.04	*	0.00	23.12	0.0	0.7	-199

* Turbidity is >9999 - to high to measure

Note: Insert units if not provided on sheet.

J:\adminshr\rem-frm\DPTFRM.XLS

DPT GEOCHEMICAL DATA FORM
DPT Location:

Project Number: F00552
Date: 1-30-09

DPT Location	Sample Depth	pH std units	Conductivity mS/cm	Turbidity NTUs	Diss. O_2 mg/L	Temp deg. C	Salinity %	TDS g/L	ORP mV
DPT241	38-42								
	0940	8.87	2.48	*	0.00	21.68	0.1	1.6	-209
	0942	8.98	2.58	*	0.00	21.69	0.1	1.7	-223
	0944	9.06	2.58	*	0.00	22.11	0.1	1.6	-235
DPT242	6-10								
	1016	9.86	0.730	*	2.33	19.56	0.0	0.47	-141
	1018	9.48	0.772	*	0.00	19.50	0.0	0.49	-144
	1020	9.34	0.783	*	0.00	19.75	0.0	0.51	-147
DPT242	16-20								
	1034	8.43	2.16	*	2.15	25.63	0.1	1.4	-139
	1036	8.53	2.16	*	0.00	25.79	0.1	1.4	-157
	1038	8.56	2.16	*	0.00	25.28	0.1	1.4	-161
DPT242	23-27								
	1049	8.63	3.38	*	1.68	24.69	0.2	2.2	-201
	1051	8.72	3.56	*	0.00	25.08	0.2	2.3	-209
	1053	8.81	3.58	*	0.00	25.40	0.2	2.3	-211
DPT242	38-42								
	1104	9.32	3.11	*	0.75	23.44	0.2	2.1	-199
	1106	9.19	3.37	*	0.00	24.29	0.2	2.2	-209
	1108	9.18	3.42	*	0.00	24.31	0.2	2.2	-215
DPT243	6-10								
	1219	9.67	0.994	*	0.00	21.31	0.0	0.6	-85
	1221	9.31	0.90	*	0.00	21.75	0.0	0.6	-95
	1223	9.10	0.999	*	0.00	21.95	0.0	0.6	-98

Note: Insert units if not provided on sheet.

* Turbidity is >9999 - to high to measure

DPT GEOCHEMICAL DATA FORM
DPT Location:

Project Number: F00552
Date: 1-30-09

DPT Location	Sample Depth	pH std units	Conductivity µS/cm	Turbidity NTUs	Diss. O_2 µg/L	Temp deg. C	Salinity %	TDS g/L	ORP mV
DPT243	16-20								
	1238	8.65	1.43	*	1.59	25.56	0.1	0.9	-132
	1240	8.50	1.49	*	0.00	26.19	0.1	1.0	-151
	1242	8.54	1.49	*	0.00	25.92	0.1	1.0	-156
DPT243	23-27								
	1252	8.45	2.70	*	1.32	25.57	0.1	1.7	-169
	1254	8.55	2.64	*	0.00	26.15	0.1	1.7	-171
	1256	8.56	2.63	*	0.00	25.90	0.1	1.7	-172
DPT243	38-42								
	1311	9.03	2.77	*	1.48	21.66	0.1	1.9	~~-212~~ -212
	1313	8.96	3.18	*	0.00	23.82	0.2	2.1	-217
	1315	8.99	3.25	*	0.00	24.02	0.2	2.1	-221
DPT244	6-10								
	1448	9.58	2.22	*	0.81	21.15	0.1	1.4	-89
	1450	9.40	2.17	*	0.38	20.33	0.1	1.4	-89
	1452	9.25	2.22	*	0.31	20.90	0.1	1.4	-86
DPT244	16-20								
	1458	8.75	0.734	*	1.38	25.20	0.0	0.45	-171
	1500	8.85	0.689	*	0.00	25.24	0.0	0.44	-178
	1502	8.94	0.703	*	0.00	24.70	0.0	0.45	-182
DPT244	23-27								
	1511	8.45	1.36	*	1.86	24.78	0.1	0.9	-167
	1513	8.49	1.30	*	0.00	25.03	0.1	0.8	-172
	1515	8.55	1.25	*	0.00	24.82	0.1	0.8	-174

Note: Insert units if not provided on sheet.

* Turbidity is >9999 - to high to measure

J:\adminshr\rem-frm\DPTFRM.XLS

DPT GEOCHEMICAL DATA FORM
DPT Location:

Project Number: F00552
Date: 1-30-09

DPT Location	Sample Depth	pH std units	Conductivity mS/cm	Turbidity NTUs	Diss. O_2 mg/L	Temp deg. C	Salinity %	TDS g/L	ORP mV
DPT 244	38-42								
	1524	8.26	4.58	*	1.85	22.54	0.2	3.1	-215
	1526	8.47	4.85	*	0.00	23.57	0.3	3.1	-229
	1528	8.64	4.91	*	0.00	23.63	0.3	3.2	-239
DPT 245	6-10								
	1607	9.84	1.27	*	0.23	20.01	0.1	0.8	-170
	1602	9.60	1.28	*	0.00	19.52	0.1	0.8	-159
	1604	9.50	1.18	*	0.00	20.08	0.1	0.7	-155
DPT 245	16-20								
	1610	9.04	0.614	*	0.16	25.12	0.0	0.39	-192
	1612	9.05	0.617	*	0.00	25.22	0.0	0.40	-204
	1614	9.08	0.622	*	0.00	25.00	0.0	0.40	-209
DPT 245	23-27								
	1623	8.53	1.18	*	0.00	24.57	0.1	0.7	-191
	1625	8.62	1.08	*	0.00	24.66	0.0	0.7	-194
	1627	8.67	1.06	*	0.00	24.55	0.0	0.7	-196

* Turbidity is >9999 - to high to measure

Note: Insert units if not provided on sheet.

J:\adminshr\rem-frm\DPTFRM.XLS

DPT SAMPLING
MARCH 2009

FIELD FORMS

Geosyntec consultants

DAILY FIELD REPORT

Project: LC34
Project No.: F00552
Contractors: EDS - Chris Phelps + Keith Olson; ALF - Dale Schamp
Date:
Task No.:

Work Performed

Well Installation:
Soil Borings:
DPT: X
Well Inventory:
Other:

Sampling Soil:
Sampling SW/Sediment:
Sampling Monitor Wells:
Sampling Hazardous Waste:
Sampling Drums:

Observations/Issues of Concern

1000 Meet EDS on site. Hand auger DPT0188 to 5' and sample at 12'-16', 25'-29', 30'-34', 41'-45' and 56'-60'. Grout hole.
1130 Lunch break.
1200 Hand auger DPT0246 to 5' and sample at 12'-16', 25'-29', 30'-34', 41'-45', and 56'-60'. Grout hole.
1330 Hand auger DPT0247 to 5' and sample at 12'-16', 25'-29', 30'-34', 41'-45' and 56'-60'. Grout hole. Dispose of IDW.
1600 Leave site for the day.

Plans/Future Activities

Drum #170378
Pallet #166086

Janet Barfus 3/19/09
Signature/Date

Water Quality Meter Calibration Form

Site Name: LC34 **Personnel:** Jan Barfus
Location: CCAFS FL
Date: 3/19/09

Calibration Standards Lot Numbers and Expiration Date						
Standard	Lot / Exp. Date	Standard	Lot / Exp. Date	Standard	Lot / Exp. Date	
AutoCal	6445 / 7-24-2009					
Zero O_2	0804 / 5-2013					

Meter make/Model and SN: 616665 Horiba U-22	pH 4 (standard units)	pH 7 (standard units)	pH 10 (standard units)	ORP	Cond. µS/cm	DO (Zero) mg/L	DO (mg/L) / Temp.
Pre-calibration Reading	3.93	—	—	—	4.69	0.00	—
Post-calibration Reading	4.00	—	—	—	4.49	—	—

Meter make/Model and SN: ~~2633-1663~~ LaMotte 2020	1.0 NTU	10.0 NTU	NTU	NTU	Comments
Pre-calibration Reading	0.95	10.0			
Post-calibration Reading	1.0	—			

Meter make/Model and SN:	pH 4 (standard units)	pH 7 (standard units)	pH 10 (standard units)	ORP	Cond. µS/cm	DO (Zero) mg/L	DO (mg/L) / Temp.
Pre-calibration Reading							
Post-calibration Reading							

Meter make/Model and SN:	NTU	NTU	NTU	NTU	Comments
Pre-calibration Reading					
Post-calibration Reading					

Jan Barfus 3/19/09
Signature/Date

DPT GEOCHEMICAL DATA FORM

DPT Location: Time DPT0188

Project Number: F00552

Date: 3/19/09

~~DPT~~ Time Location	Sample Depth	pH std units	Conductivity mS/cm	Turbidity (1) NTUs	Diss. O_2 mg/L	Temp deg. C	Salinity %	TDS g/L	ORP mV
1014	12-16	5.98	0.721	>9999	2.42	24.32	0.0	0.45	-96
1016	12-16	6.16	0.687	>9999	0.00	24.38	0.0	0.43	-130
1018	12-16	6.30	0.660	>9999	0.00	24.64	0.0	0.42	-144
1024	25-29	7.32	1.83	>9999	1.79	24.76	0.1	1.2	-246
1026	25-29	7.39	1.85	>9999	0.00	24.78	0.1	1.2	-250
1028	25-29	7.45	1.84	>9999	0.00	24.99	0.1	1.2	-251
1034	30-34	7.87	1.91	>9999	1.67	24.55	0.1	1.2	-239
1036	30-34	7.88	1.92	>9999	0.00	24.40	0.1	1.2	-230
1038	30-34	7.88	~~0.63~~ 1.89	>9999	0.00	24.30	0.1	0.8	-237
1052	41-45	7.89	2.20	>9999	1.90	24.57	0.1	1.5	-235
1054	41-45	7.87	2.31	>9999	0.00	24.90	0.1	1.5	-250
1056	41-45	7.86	2.38	>9999	0.00	25.05	0.1	1.5	-260
1116	56-60	8.00	67.0	>9999	1.72	25.42	4.0	38	-155
1118	56-60	7.94	59.9	>9999	0.00	25.50	3.3	28	-172
1120	56-60	7.93	40.4	>9999	0.00	25.59	1.9	17	-187

Note: Insert units if not provided on sheet. (1) >9999 indicates turbidity reading is out of range.

J:\adminshr\rem-frm\DPTFRM.XLS

DPT GEOCHEMICAL DATA FORM

DPT Location: DPT0246

Project Number: F00552

Date: 3/19/09

~~DPT~~ Time Location	Sample Depth	pH std units	Conductivity m S/cm	Turbidity NTUs (1)	Diss. O_2 mg/L	Temp deg. C	Salinity %	TDS g/L	ORP mV
1216	12-16	7.75	0.816	>9999	0.73	28.42	0.0	0.51	-212
1218	12-16	7.56	0.774	>9999	0.00	27.29	0.0	0.48	-219
1220	12-16	7.50	0.754	>9999	0.00	26.87	0.0	0.48	-221
1230	25-29	7.62	1.63	>9999	1.52	27.63	0.1	1.1	-232
1232	25-29	7.63	1.69	>9999	0.00	27.28	0.1	1.1	-238
1234	25-29	7.63	1.73	>9999	0.00	26.99	0.1	1.1	-240
1242	30-34	7.70	1.92	>9999	0.00	28.91	0.1	1.3	-248
1244	30-34	7.74	2.09	>9999	0.00	27.65	0.1	1.3	-251
1246	30-34	7.77	2.10	>9999	0.00	27.18	0.1	1.3	-254
1310	41-45	7.92	2.33	>9999	1.74	28.38	0.1	1.5	-200
1312	41-45	7.90	2.36	>9999	0.00	27.54	0.1	1.5	-205
1314	41-45	7.89	2.37	>9999	0.00	27.32	0.1	1.5	-212
1324	56-60	7.93	2.27	>9999	2.54	28.37	0.1	1.5	-240
1326	56-60	7.90	2.23	>9999	0.00	28.09	0.1	1.4	-247
1328	56-60	7.89	2.21	>9999	0.00	27.99	0.1	1.4	-249

Note: Insert units if not provided on sheet. (1) >9999 indicates Turbidity reading is out of range.

DPT GEOCHEMICAL DATA FORM

DPT Location: DPT0247

Project Number: F00552

Date: 3/19/09

Time ~~DPT Location~~	Sample Depth	pH std units	Conductivity mS/cm	Turbidity NTUs (1)	Diss. O_2 mg/L	Temp deg. C	Salinity %	TDS g/L	ORP mV
1356	12-16	7.80	0.682	>9999	0.35	27.92	0.0	0.43	-197
1358	12-16	7.69	0.679	>9999	0.00	27.48	0.0	0.43	-202
1400	12-16	7.63	0.677	>9999	0.00	27.16	0.0	0.43	-208
1408	25-29	7.65	1.95	>9999	1.87	29.37	0.1	1.2	-239
1410	25-29	7.59	1.95	>9999	0.00	29.41	0.1	1.3	-243
1412	25-29	7.57	1.98	>9999	0.00	29.07	0.1	1.3	-246
1428	30-34	7.90	2.20	>9999	0.61	28.47	0.1	1.4	-258
1430	30-34	7.94	2.25	>9999	0.00	27.50	0.1	1.4	-262
1432	30-34	7.93	2.27	>9999	0.00	27.30	0.1	1.5	-269
1442	41-45	7.93	2.39	>9999	1.51	28.88	0.1	1.5	-217
1444	41-45	7.90	2.40	>9999	0.00	27.56	0.1	1.5	-220
1446	41-45	7.88	2.41	>9999	0.00	27.20	0.1	1.5	-225
1456	56-60	7.95	2.46	>9999	0.86	28.87	0.1	1.6	-222
1458	56-60	7.90	2.51	>9999	0.00	28.42	0.1	1.6	-229
1500	56-60	7.87	2.55	>9999	0.00	27.86	0.1	1.6	-231

Note: Insert units if not provided on sheet.

(1) >9999 indicates Turbidity reading is out of range.

MONITORING WELL INSTALLATION AND SOIL SAMPLING
JULY 2009

FIELD FORMS

Geosyntec consultants

DAILY FIELD REPORT

Page 1 of

Project: FORMER FOSS 2 BJ
Project No.: LC04
Contractors: GROUNDWATER PROTECTION - SCOTT
BILL GIOVANNI
Date: 7/16/2009
Task No.:

Work Performed

Well Installation: X
Soil Borings: X
DPT:
Well Inventory:
Other:

Sampling Soil:
Sampling SW/Sediment:
Sampling Monitor Wells:
Sampling Hazardous Waste:
Sampling Drums:

Observations/Issues of Concern

0700 - at office - load car, prepare paperwork
0845 - onsite - call dwty office - Tetra Tech Dig Permit # 20049684 - ok to dig

Calibrate PID - Mini RAE Lite (PGM 7300)
Calibration gas Isobutylene 100 ppm lot # LTD308-MM-CM exp April 2011

	I	F
Zero =	1.3 ppm	0.0 ppm
100 ppm =	100.1 ppm	100.1 ppm

0920 - GPT onsite
* Disposal of Soil from soil boring in roll off (Tetratech)
* Phase II ~ 3:30 pm → drillers did not have sand had to go to Home Depot to get (for seal) (3-4:15 pm)

1200 offsite for lunch 1315 back onsite

0650 left site

Plans/Future Activities

- starting w/ SB1000

Signature/Date 7/16/09

GeoSyntec Consultants

Boring Log

Boring No.: SB1000 Project No.: FO0552D Page 1 of ___

Site: LC34 Date: 7/16/09

Tools and Method: SONIC Bit Dia.: 6in

Total Depth: ___ Ground Elev.: — Groundwater Depth: ___

Drilling Company: GPI Rig: SR1

Driller: DILL NILES Logger: K DAPHNIS Reviewer: ___

Borehole Location Map

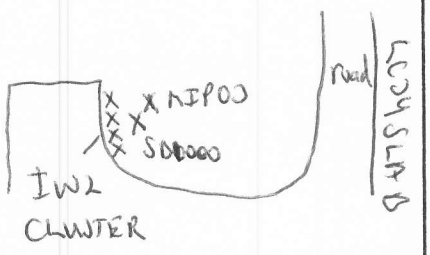

Elev. (feet)	Top (Feet)	Lithology Log	Graphic Log	Depth Scale	Std. Pen. Test Blows /6"	Run	Recov.	PID (ppm)	Drilling Log
0		hand augered to 5ft							
5									water table 5-6 ft
6		gray fine SAND, moist						0.5	
7		tan fine SAND w/shell fragments (>50%)						0	
8		lt brown fine SAND						0	
9		tan fine SAND w/shell fragments (>20%)						0	
10		gray FINE SAND (SP)						62.4	
11								46.4	
12								13.9	
13								15	
14								15	
15								15	
16								15	
17								70	
18		gray fine SAND (SP) w/ trace shell fragments						188	
19								174	
20									
21								87	
22		very fine gray SAND (SP)						122	

Page 1 of ___ Proj.No.: ___ Site: ___ Boring: ___

Boring No.: SB1000 Site: LC34 Proj. No.: F0Ø552 Page 2 of 4

Elev. (feet)	Top (Feet)	Lithology Log	Graphic Log	Depth Scale	Std. Pen. Test Blows/6"	Run	Recov.	Drilling Log
23		very fine gray sand (SP)					PID (ppm)	→ 126
24							107	
25								
26							725	
27							24	
28							255	
29		fine gray SAND (SP) w/ shell fragments					240	
30							192	
31								
32							362	
33							58	
34							71	
35							128	
36							399	
37							80	collected sample @ 37 ft (1220)
38		fine gray SAND (SP) w/ large shell fragments					>5000	
39							127	
40							>5000	
41							329	
42		very fine gray silty SAND (w/ clay					4600	collected sample @ 42 ft (1205)
43							225	
44							64	collected sample @ 44.5 ft (1200)
45		gray sandy CLAY					32	
46		gray sandy CLAY w/ trace shell					68	
47							24	collected sample @ 47 ft (1155)

Boring: Site: Proj.No.: Page 2 of

GeoSyntec Consultants

Boring Log

Boring No.: SB1000 Site: LC34 Proj. No.: F0055Z Page 2 of 4

Drilling Log 3

Elev. (feet)	Top (Feet)	Lithology Log	Graphic Log	Depth Scale	Std. Pen. Test Blows/6"	Run	Recov.	PID (ppm)
48								33
49		gray/tan find SAND w/ shell fragments & trace silt						9.8
50								24
								60
51		"salt & pepper" SAND						27
		fine SAND w/ shell fragments (<20%)						2
52								
53		gray CLAY						3.2
								2.3
54								
								2.9
55								
		medium SAND ("salt&pepper)						3.5
56								1
57								
								3.1
58								3.9
59								2.2
60								
		silty fine SAND (gray)						
61								1.7
		fine SAND w/ silt &						
62		shell fragments (>50%)						0.2
63								0.8
64								1.4
65								
66		MEDIUM SAND (gray & black)						0.5
		w/ shell fragments (<5%)						
67								0.1
68								1.2
69								3.4
70								
~~71~~		medium gray SAND w/ shell						0.1
72		fragments (~70%) trace silt (gray) purple						0.1

Boring: Site: Proj.No.: Page 2 of

GeoSystec Consultants

Boring Log

Boring No.: SB1000 Site: LCW4 Proj. No.: P0552 Page 2 of 4

Elev. (feet)	Top (Feet)	Lithology Log	Graphic Log	Depth Scale	Std. Pen. Test Blows/6"	Run	Recov.	Drilling Log
73					PID (ppm)			1.0
74		medium gray SAND w shell fragments (~70%)			0.7			
75					0.8			
76		↓			0.2			
77					0.5			
78					0.5			
79					0.1			
80					1.2			

Boring: _____ Site: _____ Proj.No.: _____ Page 2 of _____

MONITORING WELL SAMPLING
AUGUST 2009

FIELD FORMS

Geosyntec consultants

DAILY FIELD REPORT

Page 1 of 1

Project: FA 0552B
Project No.: LC34
Contractors: None

Date: 8/3/09
Task No.: 5.2

Work Performed

Well Installation:
Soil Borings:
DPT:
Well Inventory:
Other: Develop LC34-IW0076-075.0

Sampling Soil:
Sampling SW/Sediment:
Sampling Monitor Wells: ✓ LC34-IW0076-075.0
Sampling Hazardous Waste:
Sampling Drums:

Observations/Issues of Concern

800 Calibrate instrument at office.
930 Arrive onsite, set up at LC34-IW0076-075.0
1200 Dump purge water at large blue tank on site.
1230 Return to office, ccv instrument and unload truck.

Plans/Future Activities

8/3/09
Signature/Date

Geosyntec Consultants
Water Quality Instrument Calibration Form

Project/Site: LC34 Project #: FA0552B Field Personnel: Kelsey McGinnis

Water Quality Meter - Model/Serial #: YSI 556 SN 07E101699 Turbidimeter - Model/Serial # LaMotte 2020 SN 2622-1602

Dissolved Oxygen	DEP SOP FT 1500	Date	Time	Temp (°C)	Saturation (mg/L)[1]	Reading (mg/L)	Reading (%)	Pass or Fail
						Acceptance Criteria: +/-0.3mg/L		
(CAL) ICV CCV		8/3/09	8:15	25.7°	8.158	8.15	99.9	(P) F
CAL ICV (CCV)		8/3/09	12:50	27.6°	7.889	7.910	100.0	(P) F
CAL ICV CCV								P F
CAL ICV CCV								P F

Specific Conductance	DEP SOP FT 1200	Date	Time	Standard (mS/cm)	Standard Lot #	Standard Exp. Date	Reading (mS/cm)	Pass or Fail
						Acceptance Criteria: +/- 5%		
(CAL) ICV CCV		8/3/09	8:30	1.413	P891036	July 2009	1.422	(P) F
CAL ICV (CCV)		8/3/09	12:55	1.413	same	same	1.406	(P) F
CAL ICV CCV								P F
CAL ICV CCV								P F
CAL ICV CCV								P F
CAL ICV CCV								P F

pH	DEP SOP FT 1100	Date	Time	Standard (SU)	Standard Lot #	Standard Exp. Date	Reading (SU)	Pass or Fail
						Acceptance Criteria: +/-0.2 SU		
(CAL) ICV CCV		8/3/09	8:20	7.0	P888160	2/20/2010	7.00	(P) F
(CAL) ICV CCV		8/3/09	8:22	4.0	B857599	10/3/09	4.00	(P) F
(CAL) ICV CCV		8/3/09	8:25	10.0	P892502	10/3/09	10.00	(P) F
CAL ICV (CCV)		8/3/09	12:54	4.0/7.0/10.0	same	same	4.0/7.17/9.92	(P) F
CAL ICV CCV								P F
CAL ICV CCV								P F

ORP	SOP N/A	Date	Time	Std. mV @ Temp °C	Standard Lot #	Standard Exp. Date	Reading (mV)	Pass or Fail
						Geosyntec Acceptance Criteria: +/- 5%		
(CAL) ICV CCV		8/3/09	8:35	240@26°	1279	12/2013	238.5	(P) F
CAL ICV (CCV)		8/3/09	12:56	240@24°	same	same	230.0	(P) F
CAL ICV CCV								P F
CAL ICV CCV								P F

Specific Conductance Probe Cleaned? Yes No Disolved Oxygen membrane Changed? Yes No

0.1 - 10 NTU Std 1 NTU	Date	Reading (NTU)	Pass or Fail
	Acceptance Criteria: +/- 10%		
(CAL) ICV CCV	8-3-09	1.00	(P) F
CAL ICV (CCV)	8/3/09	0.95	(P) F
CAL ICV CCV			P F
CAL ICV CCV			P F

11 - 40 NTU Std 10 NTU	Date	Reading (NTU)	Pass or Fail
	Acceptance Criteria: +/- 8%		
(CAL) ICV CCV	8/3/09	10	(P) F
CAL ICV (CCV)	8/3/09	10.0	(P) F
CAL ICV CCV			P F
CAL ICV CCV			P F
CAL ICV CCV			P F
CAL ICV CCV			P F

41 - 100 NTU Std ____NTU	Date	Reading (NTU)	Pass or Fail
	Acceptance Criteria: +/- 6.5%		
CAL ICV CCV			P F
CAL ICV CCV			P F
CAL ICV CCV			P F
CAL ICV CCV			P F
CAL ICV CCV			P F
CAL ICV CCV			P F

>100 NTU Std ____NTU	Date	Reading (NTU)	Pass or Fail
	Acceptance Criteria: +/- 5%		
CAL ICV CCV			P F
CAL ICV CCV			P F
CAL ICV CCV			P F
CAL ICV CCV			P F

1. See Table FS 2200-2 on the back of this form

CAL - Initial Calibration

ICV - Initial Calibration Verification

CCV - Continuing Calibration Verification

Comments:

Allow adequate time for the dissolved oxygen sensor to equilibrate during air calibration

Calibrate specific conductance using at least two standards that bracket the range of expected sample readings (unless readings < 0.1 mS/cm then one standard of 0.1 mS/cm is acceptable)

Calibrate pH using at least two standards (typ. pH 4 and 7) that bracket the range of expected sample readings; always start with pH 7; add a third calibration point if needed (i.e. pH > 7)

If parameter fails to calibrate within SOP acceptance criteria then append sample results with a "J" qualifier

Geosyntec consultants

WELL DEVELOPMENT DATA FORM

Site Name: LC34	Project Number: F00552B
Well Name: LC34-IW0076-075.0	Date Installed:
	Date Developed: 8/5/09
Depth To Bottom:	
(Initial) 79.9'	Pump (Type) Geotech Geopump (Peristaltic)
(Final) 79.9'	(Capacity)
Field Cleaning of Equip:	Purge Water Contaiment Method:
Save Purge Water:	GeoSyntec Representative:
Measuring Point:	Drilling Firm Representative:
Casing I.D.:	

Time	Volume Removed (gal)	pH	Temp (°C)	Conductance (µS/cm)	Turbidity (NTU)	Salinity (ppm)	ORP (mV)	Comments
1020	0.0	7.54	25.99	0.356	120	0.17	284.3	turbid
1025	0.5	7.31	25.83	0.391	110	0.18	198.6	
1030	1.0	7.14	25.99	0.884	100	0.43	196.8	
1035	1.5	7.23	25.97	1.819	70	0.91	190.3	
1040	2.0	7.32	25.82	2.081	50	1.05	189.0	
1045	2.5	7.44	25.86	2.272	25	1.14	180.4	slightly turbid
1050	3.0	7.54	26.03	2.366	20	1.19	155.2	
1055	3.5	7.57	26.34	2.405	15	1.20	131.3	clear
1100	4.0	7.60	26.25	2.435	30	1.22	105.4	Clear
1105	4.5	7.61	26.37	2.443	17	1.22	92.0	
1110	5.0	7.62	26.66	2.456	16	1.22	88.1	
1115	5.5	7.63	27.11	2.483	16	1.22	86.7	
1120	6.0	7.67	27.19	2.496	16	1.22	84.8	

Monitoring Well Sampling

Site: LC34 Project No.: F00552B Task: 5.2 Date: 8/3/09 Sampled By: Kelsey McGinnis

LC34-IW0076-

Station (Well No.): 075.0 Purge Method: Pump ✓ Bailer ☐ Pump Type: ___ Submersible (__ Teflon __ SS __ Other) X Peristaltic ___ Centrifugal ___ Bladder

Pump (Make & Model): GeoTech Geopump Purge Rate: ~0.1 gpm Water Quality Meter (Make & Model) YSI 556 Water Level Meter: Solinst

Time @ Start of Purging: 1120 Time @ End of Purging: 1140 Total Purging Time: 20 Depth of Pump or Intake Tubing: 75 ft. (~~BTOC~~) BTOC

Water Level: 4.70' Total Well Depth: 79.9' Reference: ~~BTOC~~ Well diameter: 2" Condition of Well: New

Time	Cumulative Purge Volume (gal)	Temp (°C)	PH	Conductivity (mS/cm)	Turbidity (NTU)	ORP (mV)	DO (mg/L)	Salinity (%)	TDS (g/L)	Color	Comments
1120	Start				~~105~~						
1125	0.5	27.77	7.69	2.524	15	87.7	0.35	1.22	1.558	clear	
1130	1	27.88	7.67	2.533	15	87.1	0.30	1.23	1.560		
1135	1.5	28.02	7.69	2.538	14	85.2	0.19	1.23	1.560		
1140	2	28.03	7.69	2.541	13	84.6	0.15	1.23	1.560		
	2.5										
	3										

Note: When purging well with pump or intake tubing within the well screen, purge minimum of 1 equipment volume prior to first field parameter measurements. Take additional field parameter measurements no sooner than 2 to 3 minutes apart, must purge minimum of 3 equipment volume + stabilized field parameters for sampling.

Note: When purging a well with well screen fully submerged and pump or intake tubing is placed in water column above the screened zone, purge minimum of one well volume prior to collecting first field parameter measurements. Take additional field parameter measurements every ¼ well volume until purging requirements are satisfied.

Note: Three (3) consecutive readings within specified limits are to be obtained for sampling. Temperature: ± 0.2 °C; pH: ±0.2 standard units; Specific Conductance: ± 5.0% of reading; DO is no greater than 20% saturation at field measured temperature; and Turbidity ≤ 20 NTUs

If DO or Turbidity measurements cannot meet the above requirements within 5 well volumes; Temp, pH, Conductivity ranges remain unchanged, however, DO and turbidity must meet the following: DO ± 0.2 mg/L or 10%, whichever is greater; and Turbidity ± 5 NTUs or 10%, whichever is greater

For high turbidity and DO, check flow through cell for air bubbles, which may be causing erroneous readings. Turbidity should be verified visually and with a separate Turbidity meter (if available). All attempts should be made to get the parameters within the specified limits. Check water quality meter calibration before using again.

LC34-IW0076-075.0-

Sample ID: 200908 Time Collected: 1140 Comments: VOCs

EV= [pump vol (gal) + ((0.041)(tubing diameter x tubing diameter (in in.) x tubing length (in ft)))+flow thru vol (in gal))] = EV in gal

~~0.25~~ 0.25 0.25 85 0.5 = 0.7178 × 3 = 2.15 gallons

* ~~Sampled~~. Began purge immediately after well development.

SLUG TESTING
AUGUST 2009

FIELD FORMS

Geosyntec consultants

DAILY FIELD REPORT

Page 1 of

Project: FD0552.5
Project No.: LC34
Contractors: N/A

Date: 8/21/09
Task No.:

Work Performed

Well Installation:
Soil Borings:
DPT:
Well Inventory:
Other: Slug Testing: PA-22 (55-60) PA-20 (55-60), PA21 (55-60) IW-02DI (50-55)

Sampling Soil:
Sampling SW/Sediment:
Sampling Monitor Wells:
Sampling Hazardous Waste:
Sampling Drums:

Observations/Issues of Concern

- 1 steel 55 gal drum 33% full
- 3 blue plastic drums ethyl lactate
- Various wooden palletts
- 1 empty spill pallett labeled and strapped
- White plastic tarp

IW-02DI - 7.92 from top of slug apparatus 2" metal well
5.41 BTOC

PA-20 = 5.15 BTOC 2" metal well
PA-21 = 5.13 BTOC 2" metal well ~12' West of sidewalk
~9' West of line of wells

PA-22 = 5.83 BTOC 2" metal well. unable to get as much pressure built up.

1800 Back at office, unpack truck.

Plans/Future Activities

Also strapped 1 pallet at Wilson corner & removed debris
Strapped 2 pallets at CH2S

8-21-09
Signature/Date

DPT SAMPLING
OCTOBER 2009

FIELD FORMS

Geosyntec consultants

DAILY FIELD REPORT

Project: LC34 - DPT
Project No.: F00552B
Contractors: EDS / ALF

Date: 10/1/09
Task No.:

Work Performed

Well Installation:
Soil Borings:
DPT:
Well Inventory:
Other:
DTP Groundwater Sampling

Sampling Soil:
Sampling SW/Sediment:
Sampling Monitor Wells:
Sampling Hazardous Waste:
Sampling Drums:

Observations/Issues of Concern

0645 Calibrate YSI meter @ Titusville office.
7:00 Travel to Site
7:30 Arrive Site, Await utility locators Arrival.
8:00 Sean (utility locator Arrives site And Clears proposed DPT Location A-I. Contact Duty to Announce proposed drilling activities - Speak to Tucker, okay to dig. Drilles Set up Staging area on Asphalt pad. Decon water will be containerized in drum pallet bottom (temporarily). Conduct tailgate Safety meeting - Discuss: Wear hard Hat, steel-toed boots, gloves, keep hydrated Avoid Contact w/ purge Water, hand Auger to 5' & think Safety.
0925 Begin DPT GW Sampling, See sampling forms for detail. Alf labs is onsite.
1300-1345 Break for Lunch.
1830 All personnel depart site.

Plans/Future Activities

10/1/09
Signature/Date

j:\admnshare\rem-form\DAILY

Geosyntec Consultants
Water Quality Instrument Calibration Form

Project/Site: LC-34 Project #: Field Personnel: DMS

Water Quality Meter - Model/Serial #: Turbidimeter - Model/Serial #

Dissolved Oxygen	DEP SOP FT 1500	Date	Time	Temp (°C)	Saturation (mg/L)[1]	Reading (mg/L)	Reading (%)	Pass or Fail
						Acceptance Criteria: +/-0.3mg/L		
(CAL) (ICV) CCV		10/1/09	0645	21.87	8.671	8.67	100.0	(P) F
CAL ICV (CCV)		10/1/09	1830	21.55	8.67	8.67	100.1	(P) F
CAL ICV CCV								P F
CAL ICV CCV								P F

Specific Conductance	DEP SOP FT 1200	Date	Time	Standard (mS/cm)	Standard Lot #	Standard Exp. Date	Reading (mS/cm)	Pass or Fail
						Acceptance Criteria: +/- 5%		
(CAL) (ICV) CCV		10/1/09	0645	1.413	06/2010 1413	80111	1.399	(P) F
CAL ICV (CCV)		↓	1830	1.413	"	"	1.410	(P) F
CAL ICV CCV								P F
CAL ICV CCV								P F
CAL ICV CCV								P F
CAL ICV CCV								P F

pH	DEP SOP FT 1100	Date	Time	Standard (SU)	Standard Lot #	Standard Exp. Date	Reading (SU)	Pass or Fail
						Acceptance Criteria: +/-0.2 SU		
(CAL) (ICV) CCV		10/1/09	0645	4.00	P2804313	4/2010	4.00	(P) F
(CAL) (ICV) CCV		↓	↓	7.00	P8861160	11/09	7.00	(P) F
(CAL) (ICV) CCV				10.00	P8921302	2/2010	10.01	(P) F
CAL ICV CCV		10/1/09	1830	4.00	SAME	SAME	4.03	(P) F
CAL ICV CCV		↓	↓	7.00	AS	AS	7.03	(P) F
CAL ICV CCV				10.00	ABOVE	ABOVE	10.11	(P) F

ORP	SOP N/A	Date	Time	Std. mV @ Temp °C	Standard Lot #	Standard Exp. Date	Reading (mV)	Pass or Fail
						Geosyntec Acceptance Criteria: +/- 5%		
(CAL) (ICV) CCV		10/1/09	0645	240.0@25°C	1203	11/13	240.2	(P) F
CAL ICV (CCV)		↓	1836	↓	↓	↓	241.5	(P) F
CAL ICV CCV								P F
CAL ICV CCV								P F

0.1 - 10 NTU Std ____NTU	Date	Reading (NTU)	Pass or Fail
		Acceptance Criteria: +/- 10%	
CAL ICV CCV			P F
CAL ICV CCV			P F
CAL ICV CCV			P F
CAL ICV CCV			P F

11 - 40 NTU Std ____NTU	Date	Reading (NTU)	Pass or Fail
		Acceptance Criteria: +/- 8%	
CAL ICV CCV			P F
CAL ICV CCV			P F
CAL ICV CCV			P F
CAL ICV CCV			P F
CAL ICV CCV			P F
CAL ICV CCV			P F

41 - 100 NTU Std ____NTU	Date	Reading (NTU)	Pass or Fail
		Acceptance Criteria: +/- 6.5%	
CAL ICV CCV			P F
CAL ICV CCV			P F
CAL ICV CCV			P F
CAL ICV CCV			P F
CAL ICV CCV			P F
CAL ICV CCV			P F

>100 NTU Std ____NTU	Date	Reading (NTU)	Pass or Fail
		Acceptance Criteria: +/- 5%	
CAL ICV CCV			P F
CAL ICV CCV			P F
CAL ICV CCV			P F
CAL ICV CCV			P F

Specific Conductance Probe Cleaned? Yes No Disolved Oxygen membrane Changed? Yes No

1. See Table FS 2200-2 on the back of this form

CAL - Initial Calibration

ICV - Initial Calibration Verification

CCV - Continuing Calibration Verification

Allow adequate time for the dissolved oxygen sensor to equilibrate during air calibration

Calibrate specific conductance using at least two standards that bracket the range of expected sample readings (unless readings < 0.1 mS/cm then one standard of 0.1 mS/cm is acceptable)

Calibrate pH using at least two standards (typ. pH 4 and 7) that bracket the range of expected sample readings; always start with pH 7; add a third calibration point if needed (i.e. pH > 7)

If parameter fails to calibrate within SOP acceptance criteria then append sample results with a "J" qualifier

Comments:

Geosyntec consultants

6/23/2009

A=0248
B=0249
C=0250

DPT GEOCHEMICAL DATA FORM

DPT Location:

Project Number: FO 055 2B 5.2

Date: 10/1/09

Gallons

DPT Location	Sample Depth	pH std units	Conductivity MS/cm	Turbidity NTUs	Diss. O_2 Mg/L	Temp deg. C	Salinity %	TDS g/L	ORP mV	Sample Time
0248										
0248	6-10	7.79	1.00	.3	1.34	27.05	.48	.64	-122.4	
A	~~6-10~~ 10-20	7.51	.99	.6	1.23	26.38	.47	.62	-87.8	0950
↓	~~10-20~~ 10-20	7.43	.99	1.0	0.54	26.69	.47	.62	-79.5	
0248	16-20	8.02	1.96	.3	2.00	27.11	.95	1.72	-196.5	
0248	16-20	8.07	1.95	.6	1.23	26.32	.96	1.23	-210.0	1011
0248	16-20	8.05	1.97	1.0	1.02	26.83	.96	1.23	-212.0	
0248	23-27	8.34	2.34	.3	1.54	26.82	1.12	1.43	-233.7	
0248	23-27	8.36	2.36	.6	1.34	27.07	1.11	1.43	-240.9	1030
0248	23-27	8.35	2.36	1.0	1.21	27.05	1.11	1.43	-241.5	
0249	6-10	7.68	1.28	.3	2.10	28.00	.59	.78	-169.5	
B 0249	↓	7.70	1.28	.6	1.63	27.38	.58	.77	~~-128~~ -162.5	1102
0249		7.69	1.28	1.0	1.30	27.46	.58	.77	-166.0	
0249	1620	8.11	1.54	.3	1.19	26.39	.73	.95	-245.5	
B 0249	↓	8.15	1.54	.6	1.05	27.14	.73	.95	-246.1	1122
0249	↓	8.17	1.54	1.0	1.08	27.44	.74	.95	-246.0	
B 0249	23-27	8.41	2.28	.3	1.22	27.99	1.09	1.40	-223.9	
0249	↓	8.41	2.28	.6	1.03	27.53	1.09	1.40	-223.6	1140
0249	↓	8.42	2.28	1.0	1.01	27.02	1.09	1.40	-224.1	
0250	6-10	7.57	1.40	.3	1.49	27.71	.66	.86	-159.7	1201
C 0250	↓	7.53	1.41	.6	0.85	27.74	.66	.87	-160.2	
0250	↓	7.50	1.41	1.0	.76	27.79	.66	.87	-160.6	
0250	16-20	7.74	1.24	.3	.58	27.62	.58	.78	-246.3	
C 0250	↓	7.95	1.24	.6	.58	27.51	.58	.78	-248.7	1220
0250	↓	7.99	1.23	1.0	.59	27.43	.58	.78	-249.1	
0250	23-27	7.66	2.17	.3	1.61	27.13	1.06	1.36	-244.1	
C 0250	↓	8.02	2.18	.6	.85	27.15	1.05	1.34	-244.8	1240
0250	↓	8.03	2.18	1.0	.91	27.27	1.05	1.34	-245.6	
0251	6-10	7.23	1.06	.3	1.66	30.30	.46	.61	-193.1	1426
D	↓	7.21	1.07	.6	1.25	28.75	.46	.61	-184.2	
↓	↓	7.20	1.07	1.0	1.20	28.01	.46	.61	-185.3	
				DMS						

Note: Insert units if not provided on sheet.

DPT GEOCHEMICAL DATA FORM

Project Number: E00552B 5.2

DPT Location: Gallons

Date: 10/1/09

DPT Location	Sample Depth	pH std units	Conductivity mS/cm	Turbidity NTUs	Diss. O_2 mg/L	Temp deg. C	Salinity %	TDS g/L	ORP mV	Sample Time
0251	16-20	7.66	2.09	.3	1.10	27.62	1.01	1.29	-222.4	
D 0251	↓	7.66	2.10	.6	.83	27.55	1.00	1.29	-223.4	1440
0251	↓	7.66	2.11	1.0	.80	27.59	1.00	1.28	-223.9	
0251	23-27	7.08	2.70	.3	.84	27.36	1.33	1.68	-224.9	
D 0251	↓	7.83	2.70	.6	.75	27.40	1.33	1.68	-225.7	1455
0251	↓	7.89	2.71	1.0	.63	27.41	1.33	1.68	-226.4	
0252	6-10	7.37	.90	.3	1.65	27.75	.41	.55	-136.9	
E 0252	↓	7.32	.91	.6	0.89	27.17	.42	.56	-152.4	1529
0252	↓	7.32	.91	1.0	.83	27.16	.42	.56	-153.3	
0252	16-20	7.70	1.60	.3	.74	26.95	.74	.97	-208.4	
E 0252	↓	7.70	1.61	.6	.61	27.17	.74	.97	-210.3	1542
0252	↓	7.70	1.61	1.0	.35	27.22	.74	.97	-212.6	
0252	23-27	7.92	2.65	.3	1.06	27.46	1.27	1.62	~~-215.1~~ -215.9	
0252	↓	7.94	~~2.65~~ 2.65	.6	0.93	27.39	1.28	1.62	-220.5	
E 0252	↓	7.95	2.65	1.0	0.90	27.29	1.28	1.62	-222.1	1600
0253	6-10	7.35	.97	.3	1.10	26.63	.46	.61	-124.2	
F 0253	↓	7.30	.97	.6	.83	27.02	.46	.61	-129.0	1630
0253	↓	7.30	.97	1.0	.80	26.95	.46	.61	-129.4	
0253	16-20	7.47	1.67	.3	1.15	27.06	.81	1.05	-165.9	
F 0253	↓	7.48	1.66	.6	.95	26.92	.80	1.04	-197.5	1641
0253	↓	7.48	1.66	1.0	.73	26.90	.80	1.04	-197.3	
0253	23-27	7.85	2.79	.3	1.44	26.00	1.40	1.77	-205.2	
F 0253	↓	7.89	2.80	.6	1.25	26.12	1.40	1.77	-206.7	1700
0253	↓	7.91	2.80	1.0	1.19	26.17	1.40	1.77	-207.9	
0254	16-20	7.25	1.06	.3	.41	27.78	.49	.65	-188.2	1730
G 0254	↓	7.25	1.06	.6	.39	27.89	.46	.65	-140.4	
0254	↓	7.25	1.06	1.0	.39	27.90	.48	.65	-190.7	
0254	23-27	7.73	2.01	.3	.40	27.11	.43	1.23	-187.8	1745
G 0254	↓	7.73	2.01	.6	.40	27.19	.93	1.24	-218.7	
0254	↓	7.73	2.01	1.0	.39	27.20	.97	1.25	-218.6	

Note: Insert units if not provided on sheet.

J:\adminshr\rem-frm\DPTFRM.XLS

Geosyntec consultants

DAILY FIELD REPORT

Page 1 of 1

Project: LC34-DPT
Project No.: FO0552B
Contractors: EDS ALF

Date: 10/2/09
Task No.:

Work Performed

Well Installation:
Soil Borings:
DPT:
Well Inventory:
Other: DPT GW Sampling

Sampling Soil:
Sampling SW/Sediment:
Sampling Monitor Wells:
Sampling Hazardous Waste:
Sampling Drums:

Observations/Issues of Concern

0730 Arrive Site, drillers are onsite. Conduct tailgate Safety meeting. Contact duty office & speak to Barbara about ~~DPT~~ drilling activities - okay to drill. Using dig permit # 1504 9684.
~~0800~~ 0830 Sean, utility locator, is back onsite to clear remaining DPT locations
900 All DPT locations are clear, Sean departs site
Calibrate PID meter:
100 ppm Isobutylene Cal Gas
Lot # LPD 308-mw-cm
Expires 04/~~2007~~ 2011
Readings = 100.1 Okay.
1930 All personnel depart site.

Plans/Future Activities

10/2/09
Signature/Date

Geosyntec Consultants
Water Quality Instrument Calibration Form

Project/Site: LC34 Project #: Field Personnel: DNS

Water Quality Meter - Model/Serial #: Turbidimeter - Model/Serial #

Dissolved Oxygen	DEP SOP FT 1500	Date	Time	Temp (°C)	Saturation (mg/L)[1]	Reading (mg/L)	Reading (%)	Pass or Fail
						Acceptance Criteria: +/-0.3mg/L		
CAL ICV CCV		10/2/09	0620	21.56	8.67	8.67	100.0	P F
CAL ICV CCV								P F
CAL ICV CCV								P F
CAL ICV CCV								P F

Specific Conductance	DEP SOP FT 1200	Date	Time	Standard (mS/cm)	Standard Lot #	Standard Exp. Date	Reading (mS/cm)	Pass or Fail
						Acceptance Criteria: +/- 5%		
CAL ICV CCV		10/2/09	0620	1.413	80Cl 02/208	6/11 6/10	1.411	P F
CAL ICV CCV								P F
CAL ICV CCV								P F
CAL ICV CCV								P F
CAL ICV CCV								P F
CAL ICV CCV								P F

pH	DEP SOP FT 1100	Date	Time	Standard (SU)	Standard Lot #	Standard Exp. Date	Reading (SU)	Pass or Fail
						Acceptance Criteria: +/-0.2 SU		
CAL ICV CCV		10/2/09	620	4.00	128X1313	4/10	4.00	P F
CAL ICV CCV		↓	↓	7.00	1980160	11/09	7.00	P F
CAL ICV CCV				10.00	8892502	2/10	10.00	P F
CAL ICV CCV								P F
CAL ICV CCV								P F
CAL ICV CCV								P F

ORP	SOP N/A	Date	Time	Std. mV @ Temp °C	Standard Lot #	Standard Exp. Date	Reading (mV)	Pass or Fail
						Geosyntec Acceptance Criteria: +/- 5%		
CAL ICV CCV		10/2/09	620	240@25°	1203	11/13	240	P F
CAL ICV CCV								P F
CAL ICV CCV								P F
CAL ICV CCV								P F

Specific Conductance Probe Cleaned? Yes No Disolved Oxygen membrane Changed? Yes No

0.1 - 10 NTU Std ____NTU	Date	Reading (NTU)	Pass or Fail
		Acceptance Criteria: +/- 10%	
CAL ICV CCV			P F
CAL ICV CCV			P F
CAL ICV CCV			P F
CAL ICV CCV			P F

11 - 40 NTU Std ____NTU	Date	Reading (NTU)	Pass or Fail
		Acceptance Criteria: +/- 8%	
CAL ICV CCV			P F
CAL ICV CCV			P F
CAL ICV CCV			P F
CAL ICV CCV			P F
CAL ICV CCV			P F
CAL ICV CCV			P F

41 - 100 NTU Std ____NTU	Date	Reading (NTU)	Pass or Fail
		Acceptance Criteria: +/- 6.5%	
CAL ICV CCV			P F
CAL ICV CCV			P F
CAL ICV CCV			P F
CAL ICV CCV			P F
CAL ICV CCV			P F
CAL ICV CCV			P F

>100 NTU Std ____NTU	Date	Reading (NTU)	Pass or Fail
		Acceptance Criteria: +/- 5%	
CAL ICV CCV			P F
CAL ICV CCV			P F
CAL ICV CCV			P F
CAL ICV CCV			P F

1. See Table FS 2200-2 on the back of this form

Comments:

CAL - Initial Calibration

ICV - Initial Calibration Verification

CCV - Continuing Calibration Verification

Allow adequate time for the dissolved oxygen sensor to equilibrate during air calibration

Calibrate specific conductance using at least two standards that bracket the range of expected sample readings (unless readings < 0.1 mS/cm then one standard of 0.1 mS/cm is acceptable)

Calibrate pH using at least two standards (typ. pH 4 and 7) that bracket the range of expected sample readings; always start with pH 7; add a third calibration point if needed (i.e. pH > 7)

If parameter fails to calibrate within SOP acceptance criteria then append sample results with a "J" qualifier

Geosyntec consultants

DPT GEOCHEMICAL DATA FORM

DPT Location:

Project Number: F00552 B

Date: 10/2/09

Gallons

DPT Location	Sample Depth	pH std units	Conductivity mS/cm	Turbidity NTUs	Diss. O_2 mg/L	Temp deg. C	Salinity %	TDS g/L	ORP mV	
0255	23-27	7.62	.98	.3	.95	26.23	.47	.62	-128.5	
↓	↓	7.63	.98	.6	1.12	26.26	.47	.62	-170.9	0837
↓	↓	7.63	.97	1.0	0.92	26.26	.47	.62	-174.0	
0256	16-20	7.29	.67	.3	1.02	27.36	.31	.41	-224.5	
0256	↓	7.31	.67	.6	.67	27.84	.31	.42	-224.9	0918
0256	↓	7.31	.67	1.0	.66	27.40	.31	.42	-225.1	
0256	23-27	7.52	1.25	.3	1.33	27.47	.59	.78	-233.1	
↓	↓	7.64	1.25	.6	.73	27.46	.59	.77	-234.4	0936
↓	↓	7.63	1.25	1.0	.69	27.40	.57	.77	-235.3	
0257	6-10	6.82	.95	.3	.51	28.36	.40	.54	-133.3	
↓	↓	6.82	.95	.6	.48	28.38	.40	.54	-139.2	1034
↓	↓	6.82	.95	1.0	.48	28.32	.40	.54	-139.7	
↓	16-20	7.45	1.77	.3	.35	27.81	.79	1.03	-210.7	
↓	↓	7.45	1.77	.6	.35	27.71	.79	1.03	-213.9	1047
↓	↓	7.45	1.77	1.0	.35	27.69	.79	1.03	-213.1	
↓	23-27	7.72	2.43	.3	.33	27.42	1.09	1.41	-228.3	
↓	↓	7.72	2.43	.6	.29	27.45	1.09	1.41	-229.6	1102
↓	↓	7.73	2.43	1.0	.29	27.43	1.09	1.41	-230.1	
↓	55-59	7.84	2.62	.3	.32	28.00	1.54	1.69	-194.6	
↓	↓	7.89	2.62	.6	.31	27.58	1.54	1.72	-196.3	1124
↓	↓	7.84	2.62	1.0	.29	27.59	1.54	1.72	-195.9	
0258	6-10	7.51	.71	.3	1.76	29.58	.30	.41	-84.3	
↓	↓	7.49	.71	.6	0.98	29.25	.30	.41	-99.7	1157
↓	↓	7.48	.71	1.0	0.99	30.25	.30	.41	-101.1	
↓	16-20	7.45	1.04	.3	.57	29.80	.44	.59	-199.8	
↓	↓	7.45	1.04	.6	.55	30.02	.44	.59	-203.2	1212
↓	↓	7.45	1.04	1.0	.59	30.10	.44	.59	-204.3	
↓	23-27	7.51	1.83	.3	.90	30.12	.79	1.03	-215.1	
↓	↓	7.52	1.83	.6	.79	30.05	.79	1.03	-217.1	
↓	↓	7.51	1.83	1.0	.85	29.79	.79	1.03	-209.8	1224
↓	36-40	8.01	2.43	.3	.88	28.97	1.11	1.42	-220.9	
↓	↓	8.02	2.43	.6	.79	29.15	1.11	1.42	-222.0	1243
↓	↓	8.03	2.43	1.0	.65	29.98	1.11	1.42	-221.5	

Note: Insert units if not provided on sheet.

DPT GEOCHEMICAL DATA FORM

DPT Location: Outlets

Project Number: Fo 0552 B

Date: 10/21/09

DPT Location	Sample Depth	pH std units	Conductivity mS/cm	Turbidity NTUs	Diss. O_2 Mg/L	Temp deg. C	Salinity %	TDS g/L	ORP mV	
0259	6-10	7.77	.85	.3	1.61	29.28	.38	.50	-165.5	
L	↓	7.69	.85	.6	.86	29.30	.36	.48	-174.0	1356
	↓	7.68	.85	1.0	.82	29.27	.36	.48	-174.5	
	16-20	7.82	.91	.3	.82	29.75	.37	.50	-206.9	1410
L	↓	7.82	.91	.6	.91	29.81	.37	.50	-206.4	1410
	↓	7.82	.91	1.0	.19	29.85	.37	.50	-207.1	Dns
	23-27	7.49	1.93	.3	.49	30.97	.87	1.12	-203.6	
L	↓	7.49	1.93	.6	.42	30.91	.87	1.12	-204.6	
	↓	7.49	1.93	1.0	.41	30.90	.87	1.12	-204.8	1415
	36-40	7.65	2.97	.3	.36	29.75	1.29 1.64	1.64	-293.9	
L	↓	7.65	2.92	.6	.29	29.79	1.29	1.64	-295.1	1445
↓	↓	7.66	2.92	1.0	.30	29.78	1.28	1.64	-294.7	
0260	6-10	7.85	.62	.3	.81	30.50	.26	.35	-267.1	
N	↓	7.84	.62	.6	.75	29.89	.26	.35	-264.1	1522
	↓	7.83	.62	1.0	.78	31.05	.26	.35	-262.4	
	16-20	8.26	.54	.3	1.00	30.24	.23	.32	-268.7	
N	↓	8.26	.54	.6	0.98	30.54	.23	.32	-267.3	1532
	↓	8.25	.54	1.0	1.01	30.55	.23	.32	-268.1	
	23-27	7.73	1.09	.3	1.18	29.33	.49	.66	-230.6	
N	↓	7.73	1.09	.6	1.05	29.34	.49	.66	-230.6	1545
	↓	7.73	1.09	1.0	1.04	29.34	.49	.66	-230.7	
	36-40	7.54	3.74	.3	1.74	31.16	1.75	2.18	-322.5	
N	↓	7.54	3.74	.6	0.92	31.22	1.72	2.16	-322.8	1559
↓	↓	7.54	3.74	1.0	0.34	31.20	1.72	2.16	-322.9	
0261	6-10	7.08	.98	.3	1.00	31.87	.41	.55	-247.5	
O 0261	↓	7.08	.98	.6	0.95	33.09	.41	.55	-247.2	1630
↓	↓	7.08	.98	1.0	0.75	32.95	.41	.55	-247.1	
	16-20	7.46	1.14	.3	1.21	31.40	.50	.67	-250.8	
	↓	7.44	1.14	.6	1.09	31.51	.50	.67	-251.2	
O	↓	7.43	1.15	1.0	0.98	31.29	.50	.67	-251.5	1642
↓	Dns									

Note: Insert units if not provided on sheet.

J:\adminshr\rem-frm\DPTFRM.XLS

DPT GEOCHEMICAL DATA FORM

DPT Location:

Project Number: FO 0552 B

Date: 10/2/09

gallons

DPT Location	Sample Depth	pH std units	Conductivity mS/cm	Turbidity NTUs	Diss. O_2 mg/L	Temp deg. C	Salinity %	TDS g/L	ORP mV
	DPT								
0261	~~33-37~~	7.34	1.14	.3	1.68	30.30	.50	.67	-240.7
0	23-27	7.30	1.14	.6	1.34	30.64	.50	.67	-240.9
↓	23-27	7.30	1.14	1.0	1.23	30.75	.50	.67	-241.2
0261	36-40	7.71	2.55	.3	0.69	29.50	1.19	1.52	-256.2
0	↓	7.79	2.55	.3	1.11	29.59	1.19	1.52	-256.9
↓	↓	7.83	2.55	1.0	1.05	29.55	1.19	1.52	-256.9

1652

1710

Note: Insert units if not provided on sheet.

J:\adminshr\rem-frm\DPTFRM.XLS

Geosyntec consultants

DAILY FIELD REPORT

Project: LC34
Project No.: F00552
Contractors: EDS (Davey and JR), ALF (Dale)

Date: 10/5/09
Task No.:

Work Performed

Well Installation:
Soil Borings:
DPT: DPT0262(M)(6-10),(16-20),(23-27)(36-40)
Well Inventory:
Other: DPT0263(P)(6-10)(16-20)(23-27)(36-40)(55-59)
DPT0264(Q) (same as DPT0262)
DPT0265(R) (same as DPT0262), DPT0266(S)(6-10)(16-20)(23-27)

Sampling Soil:
Sampling SW/Sediment:
Sampling Monitor Wells:
Sampling Hazardous Waste:
Sampling Drums:

Observations/Issues of Concern

0700 Arrive at office, calibrate instrument, load truck
0800 Arrive onsite, safety briefing, drillers decon
0832 Called Duty Office (Barbara)
0850 Setup on location M (DPT0262), bucket grout, decon, set up on location P (DPT0263), pressure grout, decon
1245 Lunch
1320 Return, set up on location Q (DPT0264), hit gravel at ~2.5' down with hand auger (minor delay),
1445 Air testing device's batteries die. Called office, since wind is ~3mph (steady from West), will orient drill-rig to keep workers upwind of hole
1510 Pressure grout DPT0264, decon, set up on R (DPT0265), Pressure grout, decon, set up on DPT0266(S).

Plans/Future Activities

Kelly J. McM[illegible]
Signature/Date

j:\admnshare\rem-form\DAILY

Geosyntec consultants

DAILY FIELD REPORT

Project: LC34
Project No.: FA0552
Contractors: EDS (Davey & JR), ALF (Dale)

Date: 10/5/09
Task No.:

Work Performed

Well Installation:
Soil Borings:
DPT:
Well Inventory:
Other:

Sampling Soil:
Sampling SW/Sediment:
Sampling Monitor Wells:
Sampling Hazardous Waste:
Sampling Drums:

Observations/Issues of Concern

collect 3 samples, top off DPT0262 - DPT0265 with grout, starts to rain, dump ~20 gal into large blue IDW container onsite, decon, (rain continues)
1820 leave site, return to office, unload truck, decon instruments.
18:45 Leave office.

Plans/Future Activities

Kathy O. McAteer
Signature/Date

Geosyntec Consultants
Water Quality Instrument Calibration Form

Project/Site: LC34 Project #: F00552 Field Personnel: K. McGinnis

Water Quality Meter - Model/Serial #: YSI 556 MPS SN Turbidimeter - Model/Serial #

Dissolved Oxygen	DEP SOP FT 1500	Date	Time	Temp (°C)	Saturation (mg/L)[1]	Reading (mg/L)	Reading (%)	Pass or Fail
						Acceptance Criteria: +/-0.3mg/L		
(CAL) (ICV) CCV		10-5-09	7:25	24.0	8.418	8.42	99.9	(P) F
CAL ICV (CCV)		10-6-09	6:59	24.1	8.405	8.35	99.8	(P) F
CAL ICV (CCV)		10-7-09	6:55	24.7	8.309	8.22	97.3	(P) F
CAL ICV CCV								P F

Specific Conductance	DEP SOP FT 1200	Date	Time	Standard (mS/cm)	Standard Lot #	Standard Exp. Date	Reading (mS/cm)	Pass or Fail
						Acceptance Criteria: +/- 5%		
(CAL) (ICV) CCV		10-5-09	7:17	1.413	B07114	6/2010	1.413	(P) F
CAL ICV (CCV)		10-6-09	6:52	1.413	Same	Same	1.436	(P) F
CAL ICV (CCV)		10/7/09	6:47	1.413	Same	Same	1.392	(P) F
CAL ICV CCV								P F
CAL ICV CCV								P F
CAL ICV CCV								P F

pH	DEP SOP FT 1100	Date	Time	Standard (SU)	Standard Lot #	Standard Exp. Date	Reading (SU)	Pass or Fail
						Acceptance Criteria: +/-0.2 SU		
(CAL) (ICV) CCV		10-5-09	7:05	7.0	P888160	02/20/12	7.00	(P) F
(CAL) (ICV) CCV		↓	↓	4.0	P887599	1/29/10	4.00	(P) F
(CAL) (ICV) CCV		↓	↓	10.0	P892502	11/09	10.07	(P) F
CAL ICV (CCV)		10-6-09	6:32	4/7/10	Same	Same	4.11/7.04/10.18	(P) F
CAL ICV (CCV)		10-7-09	6:35	4/7.0/10.0	Same	Same	4.13/7.11/10.20	(P) F
CAL ICV CCV								P F

ORP	SOP N/A	Date	Time	Std. mV @ Temp °C	Standard Lot #	Standard Exp. Date	Reading (mV)	Pass or Fail
						Geosyntec Acceptance Criteria: +/- 5%		
(CAL) (ICV) CCV		10-5-09	7:15	240@23	1203	11/2013	240.0	(P) F
CAL ICV (CCV)		10-6-09	6:48	240@24	same	Same	241.3	(P) F
CAL ICV (CCV)		10-7-09	6:44	240@23	same	same	238.5	(P) F
CAL ICV CCV								P F

Specific Conductance Probe Cleaned? Yes No Disolved Oxygen membrane Changed? Yes No

0.1 - 10 NTU Std ____NTU	Date	Reading (NTU)	Pass or Fail
		Acceptance Criteria: +/- 10%	
CAL ICV CCV			P F
CAL ICV CCV			P F
CAL ICV CCV			P F
CAL ICV CCV			P F

11 - 40 NTU Std ____NTU	Date	Reading (NTU)	Pass or Fail
		Acceptance Criteria: +/- 8%	
CAL ICV CCV			P F
CAL ICV CCV			P F
CAL ICV CCV			P F
CAL ICV CCV			P F
CAL ICV CCV			P F
CAL ICV CCV			P F

NA

41 - 100 NTU Std ____NTU	Date	Reading (NTU)	Pass or Fail
		Acceptance Criteria: +/- 6.5%	
CAL ICV CCV			P F
CAL ICV CCV			P F
CAL ICV CCV			P F
CAL ICV CCV			P F
CAL ICV CCV			P F
CAL ICV CCV			P F

>100 NTU Std ____NTU	Date	Reading (NTU)	Pass or Fail
		Acceptance Criteria: +/- 5%	
CAL ICV CCV			P F
CAL ICV CCV			P F
CAL ICV CCV			P F
CAL ICV CCV			P F

1. See Table FS 2200-2 on the back of this form

CAL - Initial Calibration

ICV - Initial Calibration Verification

CCV - Continuing Calibration Verification

Comments:

Allow adequate time for the dissolved oxygen sensor to equilibrate during air calibration

Calibrate specific conductance using at least two standards that bracket the range of expected sample readings (unless readings < 0.1 mS/cm then one standard of 0.1 mS/cm is acceptable)

Calibrate pH using at least two standards (typ. pH 4 and 7) that bracket the range of expected sample readings; always start with pH 7; add a third calibration point if needed (i.e. pH > 7)

If parameter fails to calibrate within SOP acceptance criteria then append sample results with a "J" qualifier

Geosyntec consultants

6/23/2009

DPT GEOCHEMICAL DATA FORM Project Number: F00552

DPT Location: LC34 ~25' SE of PA0950 (Gal) Date: 10/5/09

Time	DPT Location	Sample Depth	pH std units	Conductivity µS/cm	Turbidity NTUs	Diss. O_2 Mg/L	Temp deg. C	Salinity %	TDS g/L	ORP mV
0912	DPT0262	8'	7.76	0.409	~0.5	1.18	28.00	0.18	0.251	-141.2
	(M)	(6-10)	7.74	0.407	~1.0	1.06	27.91	0.18	0.250	-148.6
			7.72	0.405	~1.5	1.00	27.88	0.18	0.249	-150.9
0927		18'	8.08	0.726	0.5	1.29	28.69	0.33	0.448	-217.2
		(16-20)	8.10	0.740	~0.8	1.24	28.62	0.33	0.443	-228.3
			8.12	0.716	~1.0	1.21	28.56	0.32	0.429	-233.0
0940		25'	7.69	1.798	0.3	1.05	28.53	0.85	1.101	-230.2
		(23-27)	7.69	1.813	0.6	1.01	28.48	0.85	1.108	-233.1
			7.69	1.823	1.0	0.98	28.43	0.86	1.115	-235.8
0957		38'	8.00	2.316	0.3	0.78	27.75	1.12	1.437	-264.4
		(36-40)	7.99	2.326	0.6	0.76	27.66	1.13	1.436	-267.0
			7.99	2.317	1.0	0.75	27.59	1.12	1.433	-269.9

Note: Insert units if not provided on sheet. ① >999 NTUs, out of range.

J:\adminshr\rem-frm\DPTFRM.XLS

DPT GEOCHEMICAL DATA FORM Recovery Well (R) Project Number: FO 0552

DPT Location: LC34 (15' NW of well cluster) Date: 10/5/09

Time	DPT Location	Sample Depth	pH std units	Conductivity mS/cm	Turbidity (Gal) ① NTUs	Diss. O_2 mg/L	Temp deg. C	Salinity %	TDS g/L	ORP mV
	DPT0263	8'	7.08	1.013	0.3	1.46	29.41	0.46	0.607	-142.7
10:38	(P)	(6-10)	7.08	1.011	0.6	1.35	29.40	0.45	0.606	-147.1
			7.07	1.011	1.0	1.30	29.37	0.45	0.606	-146.6
10:57		18'	7.13	1.663	0.3	0.86	32.21	0.72	0.946	-190.9
		(16-20)	7.13	1.651	0.6	0.85	32.07	0.72	0.945	-191.7
			7.13	1.647	1.0	0.85	31.93	0.72	0.943	-193.2
11:11		25'	7.33	1.516	0.3	0.94	32.46	0.66	0.867	-190.8
		(23-27)	7.34	1.524	0.6	0.86	32.22	0.66	0.874	-187.9
			7.35	1.530	1.0	0.83	32.09	0.66	0.877	-180.8
* 11:28		38'	8.02	1.884	>0.25	0.54	33.36	0.81	① 1.061	-276.7
		(36-40)	8.02	1.876	>0.50	0.53	33.30	0.78	1.015	-277.6
			8.02	1.774	>0.75	0.53	33.36	0.75	0.970	-279.2
11:58		57'	7.90	2.389	0.3	0.72	30.70	1.16	1.498	-228.4
		(55-59)	7.91	2.587	0.6	0.63	30.45	1.20	1.535	-233.9
			7.91	2.619	1.0	0.58	30.32	1.21	1.551	-237.1

Note: Insert units if not provided on sheet. ① >999 NTU, out of range

J:\adminshr\rem-frm\DPTFRM.XLS

* Went dry at first, then pumped very slowly.

DPT GEOCHEMICAL DATA FORM Project Number: F0552

DPT Location: LC34 (~50' SE of Recovery Well cluster) Date: 10/5/09

Time	DPT Location	Sample Depth	pH std units	Conductivity µS/cm	Turbidity (gal) ① NTUs	Diss. O_2 mg/L	Temp deg. C	Salinity %	TDS g/L	ORP mV
	DPT0264	8'	7.39	0.674	~0.3	1.40	30.26	0.29	0.399	-158.3
1408	(Q)	(6-10)	7.37	0.677	0.6	1.38	30.19	0.30	0.401	-157.1
			7.36	0.678	1.0	1.36	30.15	0.30	0.402	-155.9
1425		18'	7.34	1.143	0.3	0.78	32.56	0.50	0.667	-181.8
		(16-20)	7.33	1.184	0.6	0.77	32.46	0.51	0.684	-184.0
			7.32	1.212	1.0	0.76	32.35	0.52	0.693	-185.8
1440		25'	7.45	1.696	0.3	0.56	31.46	0.75	0.981	-206.5
		(23-27)	7.45	1.695	0.6	0.55	31.46	0.75	0.981	-207.5
			7.45	1.677	1.0	0.55	31.22	0.74	0.973	-210.0
1500		38'	7.48	3.223	0.3	0.73	31.25	1.49	1.895	-192.5
		(36-40)	7.46	3.311	0.6	0.63	30.97	1.53	1.935	-191.0
			7.45	3.323	1.0	0.61	30.88	1.54	1.944	-190.5

Note: Insert units if not provided on sheet. ①7999 NTUs, out of range.

DPT GEOCHEMICAL DATA FORM Project Number: FG 0552

DPT Location: LC39 - (28' SW of IW004902) (grid) Date: 10/5/09

Time	DPT Location	Sample Depth	pH std units	Conductivity MS/cm	Turbidity ① NTUs	Diss. O_2 mg/L	Temp deg. C	Salinity %	TDS g/L	ORP mV
1550	DPT0265 (R)	8' (6-10)	7.66	0.482	0.3	1.33	30.90	0.21	0.282	-190.6
			7.66	0.482	0.6	1.26	30.68	0.21	0.283	-192.6
			7.66	0.482	1.0	1.18	30.45	0.21	0.284	-194.1
1605		18' (16-20)	8.86	0.429	0.3	0.73	31.06	0.18	0.250	-232.6
			8.85	0.429	0.6	0.66	30.85	0.18	0.252	-233.0
			8.83	0.431	1.0	0.65	30.68	0.18	0.253	-233.5
16:17		25' (23-27)	11.80	2.212	0.3	0.63	29.37	1.01	1.300	-235.1
			11.79	2.129	0.6	0.58	29.27	0.98	1.255	-238.8
			11.79	2.064	1.0	0.55	29.18	0.96	1.238	-241.1
16:35		38' (36-40)	7.55	3.612	0.3	0.60	29.91	1.74	2.190	-209.8
			7.51	3.722	0.6	0.55	29.82	1.79	2.247	-207.4
			7.48	3.810	1.0	0.52	29.70	1.84	2.295	-206.6

Note: Insert units if not provided on sheet. ① >999 NTUs, out of range.

DPT GEOCHEMICAL DATA FORM Project Number: FO 0552

DPT Location: LC34 (15' North of Eastern Corner of pad) (gal) Date: 10/5/09 / 10/6/09

Time	DPT Location	Sample Depth	pH std units	Conductivity µS/cm	Turbidity (1) NTUs	Diss. O_2 mg/L	Temp deg. C	Salinity %	TDS g/L	ORP mV
* 17:17	DPT0266	8	11.78	0.700	0.25	1.26	28.32	0.39	0.548	-215.0
	(S)	(6-10)	11.88	0.576	0.5	1.10	28.24	0.36	0.506	-221.0
			11.88	1.157	0.75	1.08	28.24	0.59	0.791	-221.5
17:35		18	9.71	0.537	0.3	1.03	29.26	0.24	0.321	-273.4
		(16-20)	9.69	0.533	0.6	0.83	29.22	0.24	0.321	-282.0
			9.48	0.534	1.0	0.73	29.14	0.24	0.322	-283.8
17:50		25	9.58	1.457	0.3	0.80	28.75	0.68	0.900	-265.1
		(23-27)	9.57	1.473	0.6	0.60	28.28	0.69	0.899	-269.5
			9.57	1.465	1.0	0.57	28.09	0.69	0.897	-275.1
10/6/09										
10/6/09 8:20		38'	9.38	4.241	0.3	1.48	27.50	2.13	2.629	-152.2
		(36-40)	9.38	4.288	0.6	1.32	27.48	2.13	2.631	-168.0
			9.38	4.296	1.0	1.24	27.46	2.14	2.638	-180.1
8:45		57'	8.70	2.028	0.3	0.79	27.50	0.98	1.257	-189.8
		(55-59)	8.67	2.028	0.6	0.75	27.50	0.98	1.244	-192.1
			8.68	1.989	1.0	0.72	27.59	0.96	1.233	-194.9

Note: Insert units if not provided on sheet. (1) >999 NTUs, out of range

J:\adminshr\rem-frm\DPTFRM.XLS

* went dry at first,

Geosyntec consultants

DAILY FIELD REPORT

Project: LC34
Project No.: F00552
Contractors: EDS (Davey & JR), ALF (Dale)

Date: 10/6/09
Task No.:

Work Performed

Well Installation:
Soil Borings:
DPT: (S) DPT0266 (36-40), (55-59)
Well Inventory:
Other: DPT0267 (T) (6-10)(16-20)(23-27)(36-40)
DPT0268 (U), DPT0269 (V), DPT0270 (W) (same intervals as DPT0267)

Sampling Soil:
Sampling SW/Sediment:
Sampling Monitor Wells:
Sampling Hazardous Waste:
Sampling Drums:

Observations/Issues of Concern

0630 Arrive at office, Calibrate instrument.
0655 Leave office, buy batteries for PID meter, travel to site.
0730 Arrive onsite. EDS arrives at 0740. Call Duty Office, Set up on DPT0266, continue drilling; pressure grout, (Tucker) decon, set up on DPT0267 (T),
1002 Sid Meyers from Health & Safety arrived to make a quick safety check (Everything is ok).
Pressure grout DPT0267, decon, set up on DPT0268 (U), pressure grout, decon, ~~Lunch~~
1300 Lunch
1330 Set up on DPT0269, pressure grout, decon, setup on DPT0270 (W), pressure grout, after refilling driller's water tank, top off DPT0266-DPT0270, clean grouter, decon
1800 Leave site, return to office, decon.
1830 Leave office.

Plans/Future Activities

Kelly F. M[illegible] 10/6/09
Signature/Date

j:\admnshare\rem-form\DAILY

DPT GEOCHEMICAL DATA FORM

DPT Location: LC34

Project Number: F00552

Date: 10/6/09

Time	DPT Location	Sample Depth	pH std units	Conductivity µS/cm	Turbidity ① NTUs	Diss. O_2 mg/L	Temp deg. C	Salinity %	TDS g/L	ORP mV
	DPT0267	3'	7.04	1.420	—	1.46	30.82	0.63	0.832	-162.6
9:53	(T)	(6-10)	7.01	1.424	—	1.42	30.79	0.63	0.834	-160.2
	60' SW of		6.99	1.426	—	1.38	30.77	0.63	0.835	-158.6
	DPT0263									
10:10		18'	7.06	1.814	—	0.96	31.24	0.81	1.058	-163.7
		(16-20)	7.08	1.824	—	0.81	31.31	0.81	1.069	-170.3
			7.08	1.827	—	0.77	31.29	0.81	1.060	-174.6
10:25		25'	7.26	1.747	—	0.60	31.81	0.77	1.007	-174.8
		(23-27)	7.26	1.753	—	0.57	31.76	0.77	1.011	-176.9
			7.25	1.758	—	0.55	31.73	0.77	1.014	-177.6
10:40		38'	11.40	3.010	—	1.14	31.56	1.36	1.732	-240.0
		(36-40)	11.40	2.997	—	0.65	31.57	1.36	1.733	-259.2
			11.41	3.004	—	0.52	31.48	1.37	1.742	-283.2

Note: Insert units if not provided on sheet. ① >999 NTUs, out of range

J:\adminshr\rem-frm\DPTFRM.XLS

DPT GEOCHEMICAL DATA FORM

DPT Location: LC34

Project Number: F00552

Date: 10/6/09

Time	DPT Location	Sample Depth	pH std units	Conductivity µS/cm	Turbidity (1) NTUs	Diss. O_2 mg/L	Temp deg. C	Salinity %	TDS g/L	ORP mV	
	DPT0268	8'	7.00	1.595	—	1.32	32.28	0.69	0.912	-136.5	
11:23	(u)	(6-10)	6.98	1.599	—	1.28	32.10	0.70	0.916	-132.6	
			6.96	1.600	—	1.20	31.98	0.70	0.919	-129.3	
11:40		18'	12.15	6.366	—	0.89	33.51	2.86	3.983	-245.0	
		(16-20)	12.15	6.143	—	0.80	33.56	2.77	3.379	-254.5	
			12.14	5.937	—	0.79	33.65	2.66	3.256	-266.1	
11:56		25'	7.38	2.067	—	0.57	31.44	0.92	1.197	-226.8	
		(23-27)	7.30	2.062	—	0.56	31.16	0.92	1.199	-220.0	
			7.24	2.058	—	0.55	30.87	0.93	1.200	-209.9	
12:12		38'	8.19	2.445	—	0.55	31.30	1.11	1.426	-210.5	sweet smell
		(36-40)	8.18	2.470	—	0.50	31.27	1.12	1.442	-206.7	
			8.16	2.495	—	0.98	31.23	1.13	1.456	-203.9	

Note: Insert units if not provided on sheet.

@7999 NTUs, out of range

J:\adminshr\rem-frm\DPTFRM.XLS

DPT GEOCHEMICAL DATA FORM

DPT Location: LC34

Project Number: FO 0552

Date: 10/6/09

Time	DPT Location	Sample Depth	pH std units	Conductivity µS/cm	Turbidity (1) NTUs	Diss. O_2 mg/L	Temp deg. C	Salinity %	TDS g/L	ORP mV
	DPTOL69	8'	6.81	1.678	—	1.45	32.37	0.73	0.955	-126.2
13:50	(V)	(6-10)	6.80	1.671	—	1.35	32.21	0.73	0.953	-125.8
			6.79	1.664	—	1.30	32.09	0.72	0.951	-125.1
		18'	7.02	1.474	—	0.63	34.55	0.61	0.809	-164.4
1400		(16-20)	7.02	1.469	—	0.60	34.43	0.61	0.809	-166.7
			7.02	1.469	—	0.56	34.37	0.61	0.810	-168.2
		25'	11.93	4.103	—	1.43	34.49	1.71	2.182	-274.2
1415		(23-27)	11.91	3.707	—	1.45	34.21	1.60	2.020	-293.1
			11.92	3.579	—	1.44	34.18	1.53	1.919	-302.9
		38'	9.62	2.102	—	1.15	34.02	0.89	1.165	-219.9
1432		(36-40)	9.63	2.104	—	1.02	34.02	0.98	1.172	-220.0
			9.35	2.125	—	1.10	33.68	0.91	1.189	-220.2

Note: Insert units if not provided on sheet.

(1) 7999 NTUs, out of range

J:\adminshr\rem-frm\DPTFRM.XLS

DPT GEOCHEMICAL DATA FORM

DPT Location: LC34

Project Number: F00552

Date: 10/6/09

Time	DPT Location	Sample Depth	pH std units	Conductivity MS/cm	Turbidity (1) NTUs	Diss. O_2 mg/L	Temp deg. C	Salinity %	TDS g/L	ORP mV
	DPT0270	8'	7.25	1.033	—	1.48	28.80	0.47	0.626	-84.6
15:40	(W)	(6-10)	7.23	1.034	—	1.47	28.79	0.47	0.628	-83.9
			7.22	1.035	—	1.42	28.78	0.47	0.629	-81.0
15:57		18'	12.02	2.623	—	0.84	29.77	1.21	1.537	-242.4
		(16-20)	12.04	2.568	—	0.89	29.68	1.20	1.534	-251.3
			12.06	2.579	—	0.99	29.58	1.22	1.560	-259.8
1610		25'	9.08	1.608	—	0.51	29.27	0.70	0.902	-223.1
		(23-27)	9.03	1.282	—	0.48	29.09	0.58	0.765	-231.9
			9.01	1.243	—	0.46	28.96	0.56	0.737	-237.1
16:30		38'	7.99	2.348	—	0.55	27.33	1.15	1.461	-253.3
		(36-40)	7.98	2.345	—	0.54	27.27	1.15	1.460	-255.2
			7.98	2.344	—	0.54	27.27	1.15	1.460	-257.1

Note: Insert units if not provided on sheet.

(1) >999 NTUs, out of range

J:\adminshr\rem-frm\DPTFRM.XLS

Geosyntec consultants

DAILY FIELD REPORT

Page 1 of

Project: LC34
Project No.: FO0552
Contractors: EDS (Davey & JE), ALF (Dale)

Date: 10/7/09
Task No.:

Work Performed

Well Installation:
Soil Borings:
DPT: DPT0271(X)(6-10)(16-20)(23-27)(55-59)
Well Inventory:
Other: DPT0272(Y)(6-10)(16-20)(23-27)(36-40)
DPT0273(Z)(6-10)(16-20)(23-27)(55-59), DPT0274(AA)(6-10)(16-20)(23-27)(36-40)
DPT0275(AB)(6-10)(16-20)(23-27)(36-40)

Sampling Soil:
Sampling SW/Sediment:
Sampling Monitor Wells:
Sampling Hazardous Waste:
Sampling Drums:

Observations/Issues of Concern

0630 Arrive at office, calibrate instrument (Barbara)
0730 Arrive at site, EDS arrives at 0735, call Duty Office. Set up on DPT0271(X), core DPT0271 and DPT0272 (while hand augering DPT0271), drillers' Geopump is mal-functioning, call Dave to have Geopump from office brought to site (No one in the field had a spare). Pressure grout, decon. Setup on DPT0272(Y), pressure grout
1310 Lunch
1335 Decon, setup on DPT0273(Z), pressure grout, decon, set up on DPT0274(AA), Tremi grout, top off previous DPTs, rinse out grouter, decon, set up on DPT0275, do at 6 depths, ~~decon~~, dump water, leave site at 6:25, return to office, decon, unpack.
1900 Leave office.

Plans/Future Activities

Signature/Date

DPT GEOCHEMICAL DATA FORM

DPT Location: LC34

Project Number: F00552

Date: 10/7/09

Time	DPT Location	Sample Depth	pH std units	Conductivity µS/cm	Turbidity (1) NTUs	Diss. O_2 mg/L	Temp deg. C	Salinity %	TDS g/L	ORP mV
~~9:34~~	DPT0271	8'	7.00	1.352	—	1.47	29.67	0.61	0.808	-102.2
9:35	50' SW of	(6-10)	6.99	1.357	—	1.42	29.68	0.62	0.811	-97.6
	DPT0268,		6.96	1.361	—	1.41	29.68	0.61	0.813	-95.0
	40' SE of									
9:50	IW45D2	18'	7.28	0.865	—	0.72	30.75	0.37	0.499	-175.9
	(X)	(16-20)	7.29	0.838	—	0.69	30.56	0.36	0.488	-176.8
			7.30	0.826	—	0.67	30.48	0.36	0.481	-177.6
10:01		25'	7.63	1.159	—	0.82	29.61	0.52	0.694	-164.0
		(23-27)	7.62	1.162	—	0.75	29.37	0.53	0.698	-165.7
			7.62	1.163	—	0.54	29.18	0.53	0.701	-172.0
10:25		57'	8.55	1.489	—	0.69	31.21	0.66	0.862	-239.4
		(55-59)	8.52	1.481	—	0.69	31.12	0.65	0.862	-236.8
			8.50	1.482	—	0.66	31.05	0.66	0.863	-242.7

Note: Insert units if not provided on sheet.

(1) >999 NTUs, out of range

J:\adminshr\rem-frm\DPTFRM.XLS

DPT GEOCHEMICAL DATA FORM

DPT Location: LC34

Project Number: F00552

Date: 10/7/09

Time	DPT Location	Sample Depth	pH std units	Conductivity µS/cm	Turbidity (1) NTUs	Diss. O_2 mg/L	Temp deg. C	Salinity %	TDS g/L	ORP mV	
11:25	DPT02-72	8'	7.03	0.991	—	1.50	31.25	0.43	0.575	-100.8	
	(Y) mid-	(6-10)	7.01	0.991	—	1.48	31.28	0.43	0.575	-98.5	
	point between		7.00	0.991	—	1.42	31.34	0.43	0.575	-96.7	
	MP25 and MP24										
*11:40		18'	11.71	1.921	—	0.73	33.22	0.83	1.087	-346.2	
		(16-20)	11.74	1.920	—	0.44	33.42	0.96	1.250	-396.1	
			11.78	1.939	—	0.39	33.40	0.97	1.257	-389.7	
12:02		25'	7.84	1.182	—	0.53	32.85	0.50	0.668	-249.9	
		(23-27)	7.80	1.111	—	0.53	32.62	0.46	0.607	-248.3	
			7.77	1.043	—	0.52	32.46	0.43	0.578	-247.4	
*12:17		38'	9.47	1.509	—	0.85	35.98	0.61	0.811	-226.5	sweet smell
		(36-40)	9.47	1.505	—	0.42	35.99	0.61	0.808	-244.1	
			9.47	1.509	—	0.40	35.99	0.61	0.811	-246.5	

Note: Insert units if not provided on sheet.

J:\adminshr\rem-frm\DPTFRM.XLS

(1) >999 NTUs, out of range

*Went dry; only pumped ~0.5 gal

DPT GEOCHEMICAL DATA FORM

DPT Location: LC34

Project Number: F00552

Date: 10/7/09

Time	DPT Location	Sample Depth	pH std units	Conductivity mS/cm	Turbidity (1) NTUs	Diss. O_2 mg/L	Temp deg. C	Salinity %	TDS g/L	ORP mV
14:35	DPT0273	8'	7.40	0.950	—	1.36	30.22	0.43	0.575	-78.6
	(2) 75'	(6-10)	7.39	1.008	—	1.02	29.84	0.45	0.607	-76.2
	SW of DPT0270 (well cluster 15-1D2)		7.30	1.023	—	0.92	29.76	0.46	0.611	-73.8
14:45		18'	8.50	0.887	—	0.56	30.32	0.39	0.522	-290.9
		(16-20)	8.50	0.881	—	0.56	30.09	0.39	0.521	-305.8
			8.51	0.877	—	0.56	29.81	0.39	0.520	-324.4
14:55		25'	11.62	1.460	—	0.35	32.21	0.61	0.806	-309.7
		(23-27)	11.65	1.367	—	0.36	32.15	0.57	0.753	-318.0
			11.67	1.274	—	0.34	32.06	0.54	0.721	-300.0
15:20		57'	9.20	1.566	—	0.60	31.62	0.69	0.904	-260.4
		(55-59)	9.13	1.570	—	0.50	31.43	0.69	0.905	-294.3
			9.10	1.732	—	0.43	30.80	0.79	0.999	-314.3

Note: Insert units if not provided on sheet.

(1) > 999 NTUs, out of range

DPT GEOCHEMICAL DATA FORM

DPT Location: LC34

Project Number: F00552

Date: 10/7/09

Time	DPT Location	Sample Depth	pH std units	Conductivity mS/cm	Turbidity (1) NTUs	Diss. O_2 mg/L	Temp deg. C	Salinity %	TDS g/L	ORP mV
	DPT0274	8'	7.70	0.422	—	1.14	29.86	0.18	0.255	-143.4
16:15	(AA) 25'	(6-10)	7.70	0.432	—	1.07	29.79	0.19	0.259	-149.1
	North of		7.69	0.437	—	1.01	29.73	0.19	0.262	-153.1
	western corner									
16:30	of asphalt	18'	7.22	1.593	—	0.65	31.31	0.70	0.925	-181.9
		(16-20)	7.22	1.582	—	0.47	30.94	0.70	0.914	-185.1
			7.23	1.581	—	0.45	30.66	0.67	0.881	-188.2
16:42		25'	8.00	1.807	—	0.23	30.79	0.82	0.999	-196.0
		(23-27)	7.95	1.849	—	0.23	30.37	0.84	1.102	-197.1
			7.90	1.876	—	0.22	30.05	0.87	1.125	-198.1
17:00		38'	11.46	2.881	—	0.29	29.00	1.32	1.672	-327.9
		(36-40)	11.37	2.751	—	0.24	28.86	1.30	1.646	-330.7
			11.36	2.691	—	0.22	28.79	1.26	1.604	-330.3

Note: Insert units if not provided on sheet.

(1) > 999 NTUs, out of range

DPT GEOCHEMICAL DATA FORM

DPT Location: LC34

Project Number: F00552

Date: 10/7/09

Time	DPT Location	Sample Depth	pH std units	Conductivity mS/cm	Turbidity (1) NTUs	Diss. O_2 mg/L	Temp deg. C	Salinity %	TDS g/L	ORP mV
	DPT0275	8'	7.50	0.695	—	0.64	32.91	0.29	0.391	-189.5
17:32	(AB)	(6-10)	7.49	0.691	—	0.60	32.60	0.29	0.393	-185.8
	mid-pt. between		7.47	0.691	—	0.60	32.33	0.29	0.394	-181.9
	DPT2128									
17:43	DPT2129	18'	9.42	0.305	—	0.41	32.55	0.13	0.180	-234.1
		(16-20)	9.15	0.343	—	0.29	32.31	0.16	0.223	-207.2
			9.00	0.459	—	0.25	31.74	0.20	0.282	-195.9
17:55		25'	8.17	1.962	—	0.80	32.02	0.87	1.311	-189.6
		(23-27)	8.17	1.980	—	0.38	31.96	0.89	1.154	-195.1
			8.14	1.987	—	0.26	30.86	0.88	1.141	-210.5
18:10		38'	8.62	2.616	—	0.29	30.36	1.22	1.561	-243.1
		(36-40)	8.63	2.680	—	0.26	29.81	1.24	1.585	-253.6
			8.62	2.664	—	0.24	29.49	1.26	1.603	-265.0

Note: Insert units if not provided on sheet. (1) 7999 NTUs, out of range

J:\adminshr\rem-frm\DPTFRM.XLS

Geosyntec consultants

DAILY FIELD REPORT

Project: LC-34 And MLP/VAB
Project No.: F00552 & F20579B
Contractors: EDS
Date: 10/8/09
Task No.:

Work Performed

Well Installation:
Soil Borings:
DPT: ✓
Well Inventory:
Other:
Sampling Soil:
Sampling SW/Sediment:
Sampling Monitor Wells:
Sampling Hazardous Waste:
Sampling Drums:

Observations/Issues of Concern

0730 DMS arrives site, Await drillers Arrival. Call CCAS duty office, Speak w/ Tucker - okay to drill.
0745 Drillers arrive site & set up. Calibrate PID meter - Reading = 100 ppm Using 100 ppm Isobutylene Cal.gag. DMS Conducts Tailgate safety meeting. Begin DPT AC GW Sampling.
Soil boring SB1001 sampled @ 12:00 40'-45'. Recovery from 41.5'-45' only. TAN, ~~silty~~ DMS, medium to Coarse Silty SAND
1210 - DPT GW & Soil Sampling Complete; Drillers top-off all DPT location w/ grout.
1320 Depart site, Travel to MLP/VAB to Collect DPT GW Samples.

Plans/Future Activities

10/8/09
Signature/Date

j:\admnshare\rem-form\DAILY

LC34

Geosyntec Consultants
Water Quality Instrument Calibration Form

Project/Site: ~~Hart North DNS~~ Project #: Field Personnel:

Water Quality Meter - Model/Serial #: Turbidimeter - Model/Serial #

Dissolved Oxygen	DEP SOP FT 1500	Date	Time	Temp (°C)	Saturation (mg/L)[1]	Reading (mg/L)	Reading (%)	Pass or Fail
						Acceptance Criteria: +/-0.3mg/L		
(CAL) (ICV) CCV		10/8/09	0610	22.0	8.74	8.74	100.0	(P) F
CAL ICV (CCV)		↓	2000	22.0	8.74	8.74	100.1	(P) F
CAL ICV CCV								P F
CAL ICV CCV								P F

Specific Conductance	DEP SOP FT 1200	Date	Time	Standard (mS/cm)	Standard Lot #	Standard Exp. Date	Reading (mS/cm)	Pass or Fail
						Acceptance Criteria: +/- 5%		
(CAL) (ICV) CCV		10/8/09	6:10	1.413	80111	6/10	1.415	(P) F
CAL ICV (CCV)		↓	2000	1.413	80111	6/10	1.420	(P) F
CAL ICV CCV								P F
CAL ICV CCV								P F
CAL ICV CCV								P F
CAL ICV CCV								P F

pH	DEP SOP FT 1100	Date	Time	Standard (SU)	Standard Lot #	Standard Exp. Date	Reading (SU)	Pass or Fail
						Acceptance Criteria: +/-0.2 SU		
(CAL) (ICV) CCV		10/8/09	6:10	4.00	2903546	~~4-3-2011~~	4.01	(P) F
CAL (ICV) CCV		↓	6:10	7.00	[illegible]	2/10	7.01	(P) F
(CAL) (ICV) CCV			6:10	10.00	[illegible]	11/09	10.00	(P) F
CAL ICV (CCV)			2000	SAME			4.21	(P) F
CAL ICV (CCV)			↓				7.21	(P) F
CAL ICV (CCV)							10.05	(P) F

ORP	SOP N/A	Date	Time	Std. mV @ Temp °C	Standard Lot #	Standard Exp. Date	Reading (mV)	Pass or Fail
						Geosyntec Acceptance Criteria: +/- 5%		
(CAL) (ICV) CCV		10/8/09	6:10	240 25°	1203	11/13	242	(P) F
CAL ICV (CCV)		10/8/09	2000	240 25	1203	11/13	215	P (F)
CAL ICV CCV								P F
CAL ICV CCV								P F

0.1 - 10 NTU Std ____NTU	Date	Reading (NTU)	Pass or Fail
		Acceptance Criteria: +/- 10%	
CAL ICV CCV			P F
CAL ICV CCV			P F
CAL ICV CCV			P F
CAL ICV CCV			P F

11 - 40 NTU Std ____NTU	Date	Reading (NTU)	Pass or Fail
		Acceptance Criteria: +/- 8%	
CAL ICV CCV			P F
CAL ICV CCV			P F
CAL ICV CCV			P F
CAL ICV CCV			P F
CAL ICV CCV			P F
CAL ICV CCV			P F

41 - 100 NTU Std ____NTU	Date	Reading (NTU)	Pass or Fail
		Acceptance Criteria: +/- 6.5%	
CAL ICV CCV			P F
CAL ICV CCV			P F
CAL ICV CCV			P F
CAL ICV CCV			P F
CAL ICV CCV			P F
CAL ICV CCV			P F

>100 NTU Std ____NTU	Date	Reading (NTU)	Pass or Fail
		Acceptance Criteria: +/- 5%	
CAL ICV CCV			P F
CAL ICV CCV			P F
CAL ICV CCV			P F
CAL ICV CCV			P F

Specific Conductance Probe Cleaned? Yes No Disolved Oxygen membrane Changed? Yes No

1. See Table FS 2200-2 on the back of this form

CAL - Initial Calibration

ICV - Initial Calibration Verification

CCV - Continuing Calibration Verification

Allow adequate time for the dissolved oxygen sensor to equilibrate during air calibration

Calibrate specific conductance using at least two standards that bracket the range of expected sample readings (unless readings < 0.1 mS/cm then one standard of 0.1 mS/cm is acceptable)

Calibrate pH using at least two standards (typ. pH 4 and 7) that bracket the range of expected sample readings; always start with pH 7; add a third calibration point if needed (i.e. pH > 7)

If parameter fails to calibrate within SOP acceptance criteria then append sample results with a "J" qualifier

Comments:

Geosyntec consultants

6/23/2009

DPT GEOCHEMICAL DATA FORM

DPT Location:

Project Number: F00552

Date: 10/8/09

Cadmus

DPT Location	Sample Depth	pH std units	Conductivity mS/cm	Turbidity NTUs	Diss. O_2 Mg/L	Temp deg. C	Salinity %	TDS g/L	ORP mV	Sample Time
0276	16-20	7.74	0.70	.3	1.07	27.40	.32	.43	-135.8	
AC	↓	7.56	0.70	.6	1.03	27.64	.32	.43	-148.8	0900
	↓	7.56	0.70	1.0	0.91	27.62	.32	.43	-143.7	
	23-27	7.90	1.24	.3	.63	26.85	.59	.78	-160.1	
AC	↓	7.86	1.24	.6	.56	26.92	.59	.78	-188.1	0920
	↓	7.85	1.25	1.0	.47	26.09	.59	.75	-187.0	
0277 ~~276~~	41-45	9.94	2.34	.3	1.12	28.32	1.10	1.40	-160.1	
	↓	9.95	2.34	.6	1.10	28.96	1.09	1.40	-162.2	1030
↓	↓	9.95	2.34	1.0	1.05	29.03	1.05	1.40	-168.6	
SB1001										

Note: Insert units if not provided on sheet.

J:\adminshr\rem-frm\DPTFRM.XLS

DPT SAMPLING
MARCH 2010

FIELD FORMS

Geosyntec consultants

DAILY FIELD REPORT

Project: LC34
Project No.: FO0552B
Contractors: EDS (Dave + D.R.)

Date: 3/10/10
Task No.:

Work Performed

Well Installation:
Soil Borings:
DPT: 278-
Well Inventory:
Other:

Sampling Soil:
Sampling SW/Sediment:
Sampling Monitor Wells:
Sampling Hazardous Waste:
Sampling Drums:

Observations/Issues of Concern

0645 Arrive @ Titusville office. Callibrate YSI + pack equipment
0745 EDS arrives @ Badging Station (15 min late)
0800 Arrive @ LC34 + begin unpacking trailer + equipment
0815 Call CCAFB Duty Officer + conduct tailgate safety meeting
0900 Start DPT 278. Hand Auger to 5'
0950 DPT 278 finished. EDS must decon after 3 screens. Move to DPT 279 after.
1010 DPT 279 started. Hand auger to 5'
1055 DPT 279 finished. Decon + move to DPT 280
1110 DPT 280 started. Hand auger to 5'
1155 DPT 280 finished. Decon + lunch
1300 Dump Decon & Purge water. Move to DPT 281
1305 DPT 281 started. Move the location 12' west to avoid burried concrete slab. hand auger to 5'
1350 DPT 281 finished. Decon + move to DPT 282
1410 DPT 282 started. Hand auger to 5'
1455 DPT 282 Finished. Decon and move to DPT 283
1520 DPT 283 Started. Hand Auger to 5'

Plans/Future Activities

1610 DPT 283 finished. Decon + move to DPT 284
1625 DPT 284 started. Hand auger to 5'
1715 DPT 284 finished. Decon + move to DPT 285 for tomorrow.
1745 EDS finished for the day. I got to drop off the samples @ the on site mobile lab
1800 Samples dropped off.
1820 Return to Titusville office for YSI CCU
1845 End of the day

[signature] 3/10/10
Signature/Date

j:\admnshare\rem-form\DAILY.XLS

Geosyntec Consultants
Water Quality Instrument Calibration Form

Project/Site: LC34 Project #: F00552B Field Personnel: NRS

Water Quality Meter - Model/Serial #: YSI 556 MPS / 09F100231 Turbidimeter - Model/Serial #

Dissolved Oxygen	DEP SOP FT 1500	Date	Time	Temp (°C)	Saturation (mg/L)[1]	Reading (mg/L)	Reading (%)	Pass or Fail
						Acceptance Criteria: +/-0.3mg/L		
CAL ICV CCV		3/10/10	0705	21.79	8.777	8.49/8.78	96.8/100.1	P F
CAL ICV CCV		↓	1845	24.16	8.387	8.42	100.4	P F
CAL ICV CCV								P F
CAL ICV CCV								P F

Specific Conductance	DEP SOP FT 1200	Date	Time	Standard (mS/cm)	Standard Lot #	Standard Exp. Date	Reading (mS/cm)	Pass or Fail
						Acceptance Criteria: +/- 5%		
CAL ICV CCV		3/10/10	0705	1.314	801111	6/10	1.543/1.413	P F
CAL ICV CCV		↓	1845	↓	↓	↓	1.421	P F
CAL ICV CCV								P F
CAL ICV CCV								P F
CAL ICV CCV								P F
CAL ICV CCV								P F

pH	DEP SOP FT 1100	Date	Time	Standard (SU)	Standard Lot #	Standard Exp. Date	Reading (SU)	Pass or Fail
						Acceptance Criteria: +/-0.2 SU		
CAL ICV CCV		3/10/10	0705	4.0	6943	3/12/10	4.13/4.00	P F
CAL ICV CCV		↓	↓	7.0	2810081	9/10	6.94/7.00	P F
CAL ICV CCV		↓	↓	10.0	7150	8/20/10	10.21/10.03	P F
CAL ICV CCV		↓	1845				4.13	P F
CAL ICV CCV		↓	↓	Same As Above			7.00	P F
CAL ICV CCV		↓	↓				10.07	P F

ORP	SOP N/A	Date	Time	Std. mV @ Temp °C	Standard Lot #	Standard Exp. Date	Reading (mV)	Pass or Fail
						Geosyntec Acceptance Criteria: +/- 5%		
CAL ICV CCV		3/10/10	0705	240@25	1052	9/13	228.7/240.0	P F
CAL ICV CCV		↓	1845	↓	↓	↓	232.4	P F
CAL ICV CCV								P F
CAL ICV CCV								P F

0.1 - 10 NTU Std ____NTU	Date	Reading (NTU)	Pass or Fail
	Acceptance Criteria: +/- 10%		
CAL ICV CCV			P F
CAL ICV CCV			P F
CAL ICV CCV			P F
CAL ICV CCV			P F

11 - 40 NTU Std ____NTU	Date	Reading (NTU)	Pass or Fail
	Acceptance Criteria: +/- 8%		
CAL ICV CCV			P F
CAL ICV CCV			P F
CAL ICV CCV			P F
CAL ICV CCV			P F
CAL ICV CCV			P F
CAL ICV CCV			P F

41 - 100 NTU Std ____NTU	Date	Reading (NTU)	Pass or Fail
	Acceptance Criteria: +/- 6.5%		
CAL ICV CCV			P F
CAL ICV CCV			P F
CAL ICV CCV			P F
CAL ICV CCV			P F
CAL ICV CCV			P F
CAL ICV CCV			P F

>100 NTU Std ____NTU	Date	Reading (NTU)	Pass or Fail
	Acceptance Criteria: +/- 5%		
CAL ICV CCV			P F
CAL ICV CCV			P F
CAL ICV CCV			P F
CAL ICV CCV			P F

Specific Conductance Probe Cleaned? Yes No Disolved Oxygen membrane Changed? Yes No

1. See Table FS 2200-2 on the back of this form

Comments:

CAL - Initial Calibration
ICV - Initial Calibration Verification
CCV - Continuing Calibration Verification
Allow adequate time for the dissolved oxygen sensor to equilibrate during air calibration
Calibrate specific conductance using at least two standards that bracket the range of expected sample readings (unless readings < 0.1 mS/cm then one standard of 0.1 mS/cm is acceptable)
Calibrate pH using at least two standards (typ. pH 4 and 7) that bracket the range of expected sample readings; always start with pH 7; add a third calibration point if needed (i.e. pH > 7)
If parameter fails to calibrate within SOP acceptance criteria then append sample results with a "J" qualifier

Geosyntec consultants

6/23/2009

WQ Cal Form (Version 1)

DPT GEOCHEMICAL DATA FORM

Project/Project Number: LC34 / F0605J2B

Date: 3/10/10

Time	DPT Location	Screened Interval (ft BLS)	pH (standard units)	Conductivity (mS/cm)	Turbidity (NTUs)	DO (mg/L)	Temp (°C)	Salinity (%)	TDS (g/L)	ORP (mV)	Color / Notes
0906	278	6-10	7.12	0.681	-	6.56	21.72	0.33	0.442	-132.7	light brown
0908	↓	↓	7.17	0.689	-	2.13	20.82	0.34	0.447	-115.6	"
0910	↓	↓	7.13	0.686	-	1.42	20.91	0.33	0.446	-117.3	"
	Sampled @	0911									
0920	278	16-20	7.56	1.276	-	0.37	24.66	0.66	0.850	-213.4	light brown
0922	↓	↓	7.51	1.289	-	0.70	24.97	0.66	0.861	-149.8	clear
0924	↓	↓	7.44	1.334	-	0.71	23.86	0.67	0.867	-156.6	"
	Sampled	0925									
0939	278	23-27	7.92	2.326	-	0.65	24.05	1.23	01.563	-261.3	light grey
0941	↓	↓	7.91	2.454	-	0.45	24.24	1.26	1.597	-257.8	"
0943	↓	↓	7.87	2.457	-	0.48	24.06	1.26	1.597	-252.8	"
	Sampled @	0944									
1020	279	6-10	7.49	0.774	-	2.27	24.83	0.39	0.530	-193.0	light brown
1022	↓	↓	7.39	0.842	-	0.97	24.32	0.41	0.546	-193.8	"
1024	↓	↓	7.33	0.831	-	2.03	22.30	0.41	0.544	-186.8	"
	Sampled @	1025									
1034	279	16-20	7.19	1.034	-	1.07	25.07	0.50	0.661	-197.9	light grey
1036	↓	↓	7.17	0.996	-	0.42	24.70	0.49	0.648	-189.0	"
1038	↓	↓	7.05	0.999	-	0.42	24.03	0.49	0.650	-169.4	"
	Sampled @	1039									
1048	279	23-27	7.42	1.180	-	4.86	25.94	0.57	0.747	-214.9	light grey
1050	↓	↓	7.56	1.166	-	0.86	25.80	0.58	0.761	-209.1	"
1052	↓	↓	7.47	1.164	-	0.57	25.14	0.57	0.753	-194.0	"
	Sampled @	1053									

Notes:

DPT = Direct Push Technology

ft BLS = feet below land surface

mS/cm = milliSiemens per centimeter (or millimhos per centimeter)

NTU = Nephelometric Turbidity Units

DO (mg/L) = Dissolved Oxygen (milligrams per liter)

Temp (°C) = Temperature (degrees Celsius)

TDS (g/L) = Total Dissolved Solids (grams per liter)

ORP (mV) = Oxidation Reduction Potential (milliVolts)

DPT GEOCHEMICAL DATA FORM

Project/Project Number: LC34 / F060528

Date: 3/10/10

Time	DPT Location	Screened Interval (ft BLS)	pH (standard units)	Conductivity (mS/cm)	Turbidity (NTUs)	DO (mg/L)	Temp (°C)	Salinity (%)	TDS (g/L)	ORP (mV)	Color / Notes
1116	280	6-10	7.47	0.775	-	4.65	24.15	0.39	0.515	-154.0	light Brown
1118	↓	↓	7.23	0.821	-	1.44	22.55	0.40	0.534	-140.1	"
1120	↓	↓	7.13	0.819	-	0.80	22.20	0.40	0.532	-137.9	"
	Sampled @	1121									
1130	280	16-26	7.32	1.437	-	1.60	25.51	0.71	0.927	-216.4	light grey
1132	↓	↓	7.30	1.391	-	0.27	25.27	0.69	0.898	-207.4	"
1134	↓	↓	7.21	1.361	-	0.26	24.63	0.68	0.883	-196.1	"
	Sampled @	1135									
1143	280	23-27	7.76	2.165	-	1.73	25.50	1.12	1.432	-246.0	grey
1145	↓	↓	7.88	2.217	-	0.21	25.38	1.13	1.441	-256.3	light grey
1147	↓	↓	7.82	2.245	-	0.19	24.81	1.15	1.466	-268.0	"
	Sampled @	1148									
1312	281	6-10	7.56	0.796	-	6.71	25.13	0.39	0.525	-143.0	light Brown
1314	↓	↓	7.12	0.804	-	1.81	24.06	0.39	0.522	-136.2	"
1316	↓	↓	7.02	0.783	-	0.86	23.06	0.38	0.507	-129.1	"
	Sampled @	1317									
1324	281	16-20	7.29	0.908	-	3.68	26.57	0.45	0.595	-215.2	grey
1326	↓	↓	7.31	0.911	-	0.44	26.07	0.45	0.601	-223.2	light grey
1328	↓	↓	7.21	0.970	-	0.33	25.18	0.48	0.631	-201.0	"
	Sampled @	1329									
1339	281	23-27	7.74	2.089	-	0.90	26.83	1.04	1.320	-257.3	grey
1341	↓	↓	7.82	2.998	-	0.19	25.93	1.04	1.537	-251.4	light grey
1343	↓	↓	7.70	2.148	-	0.18	25.52	1.09	1.395	-240.6	"
	Sampled @	1344									

Notes:

DPT = Direct Push Technology

ft BLS = feet below land surface

mS/cm = milliSiemens per centimeter (or millimhos per centimeter)

NTU = Nephelometric Turbidity Units

DO (mg/L) = Dissolved Oxygen (milligrams per liter)

Temp (°C) = Temperature (degrees Celsius)

TDS (g/L) = Total Dissolved Solids (grams per liter)

ORP (mV) = Oxidation Reduction Potential (milliVolts)

DPT GEOCHEMICAL DATA FORM

Project/Project Number: LC34 / F0053.2B

Date: 3/10/10

Time	DPT Location	Screened Interval (ft BLS)	pH (standard units)	Conductivity (mS/cm)	* Turbidity (NTUs)	DO (mg/L)	Temp (°C)	Salinity (%)	TDS (g/L)	ORP (mV)	Color / Notes
1420	282	6-10	7.31	0.877	~~22~~	1.97	23.11	0.43	0.569	-154.0	light brown/grey
1422	↓	↓	7.16	0.872	—	0.90	21.76	0.43	0.565	-140.1	"
1424	↓	↓	7.04	0.860	—	0.56	21.27	0.42	0.558	-131.4	"
	Sampled @	1425									
1434	282	16-20	7.53	1.524	-	6.15	25.25	0.73	0.940	-241.8	grey
1436	↓	↓	7.56	1.579	-	0.67	24.10	0.80	1.028	-216.8	"
1438	↓	↓	7.44	1.578	~	0.39	23.76	0.79	1.026	-206.8	light grey
	Sampled @	1439									
1448	282	23-27	7.84	2.210	-	5.05	25.53	1.15	1.463	-263.9	grey
1450	↓	↓	7.96	2.376	~	0.60	24.20	1.23	1.554	-269.0	light grey
1452	↓	↓	7.82	2.429	-	0.36	23.55	1.25	1.578	-280.4	"
	Sampled @	1453									
1527	283	6-10	7.41	0.838	-	4.88	24.41	0.42	0.558	-169.0	light Brown
1529	↓	↓	7.13	0.864	-	1.11	21.70	0.42	0.560	-137.9	"
1531	↓	↓	7.00	0.858	-	0.94	21.58	0.42	0.558	-116.0	"
	Sampled @	1532									
1541	283	16-20	7.56	NS Ø1.305	~	1.76	26.14	0.63	0.816	-241.6	Light Brown
1543	↓	↓	7.47	1.268	~	0.54	24.80	0.63	0.826	-220.0	"
1545	↓	↓	7.37	1.273	~	0.39	24.33	0.63	0.828	-206.0	"
	Sampled @	1546									
1559	283	23-27	7.76	1.893	-	3.61	25.19	0.98	1.269	-263.5	grey
1601	↓	↓	7.94	2.115	-	0.27	24.81	1.11	1.412	-268.7	light grey
1603	↓	↓	7.88	2.246	~	0.23	24.12	1.15	1.460	-265.9	"
	Sampled @	1604									

* Turbidity above 999.9 NTU

Notes:

DPT = Direct Push Technology

ft BLS = feet below land surface

mS/cm = milliSiemens per centimeter (or millimhos per centimeter)

NTU = Nephelometric Turbidity Units

DO (mg/L) = Dissolved Oxygen (milligrams per liter)

Temp (°C) = Temperature (degrees Celsius)

TDS (g/L) = Total Dissolved Solids (grams per liter)

ORP (mV) = Oxidation Reduction Potential (milliVolts)

DPT GEOCHEMICAL DATA FORM

Project/Project Number: LC34 / F0605228

Date: 3/10/10 & ~~3/11/10~~ NS

Time	DPT Location	Screened Interval (ft BLS)	pH (standard units)	Conductivity (mS/cm)	Turbidity (NTUs)	DO (mg/L)	Temp (°C)	Salinity (%)	TDS (g/L)	ORP (mV)	Color / Notes
1631	284	6-10	7.35	0.837	-	4.97	23.08	0.41	0.547	-155.8	Light Brown
1633	↓	↓	7.14	0.846	-	1.00	22.13	0.41	0.549	-129.8	"
1635	↓	↓	7.01	0.832	-	0.61	21.55	0.41	0.540	-107.9	"
	Sampled @	1636									
1642	284	16-20	7.36	~~Ø~~ 1.142	-	2.44	24.79	0.56	0.736	-209.1	Light Brown
1644	↓	↓	7.32	1.114	-	0.59	24.50	0.55	0.724	-198.6	"
1646	↓	↓	7.25	1.115	-	0.35	23.95	0.55	0.724	-188.0	"
	Sampled @	1647									
1659	284	23-27	7.82	1.578	-	1.11	23.14	0.84	1.078	-213.0	Grey
1701	↓	↓	7.75	1.648	-	0.64	23.99	0.83	1.069	-224.0	Light Grey
1703	↓	↓	7.65	1.659	-	0.29	23.71	0.84	1.087	-220.3	"
	Sampled @	1704									

Notes:

DPT = Direct Push Technology

ft BLS = feet below land surface

mS/cm = milliSiemens per centimeter (or millimhos per centimeter)

NTU = Nephelometric Turbidity Units

DO (mg/L) = Dissolved Oxygen (milligrams per liter)

Temp (°C) = Temperature (degrees Celsius)

TDS (g/L) = Total Dissolved Solids (grams per liter)

ORP (mV) = Oxidation Reduction Potential (milliVolts)

Geosyntec consultants

DAILY FIELD REPORT

Project: LC34
Project No.: FO05528
Contractors: EDS

Date: 3/11/10
Task No.:

Work Performed

Well Installation:
Soil Borings:
DPT:
Well Inventory:
Other:

Sampling Soil:
Sampling SW/Sediment:
Sampling Monitor Wells:
Sampling Hazardous Waste:
Sampling Drums:

Observations/Issues of Concern

0630 Arrive @ Titusville office to calibrate YSI + pack truck
0730 Arrive @ LC34. Call duty officer + find today is a critical day for the Cayo.
0800 So as not to waste a day of drilling + lab time, we are to move to CM+S where another DPT drilling event is occuring.
0900 EDS is packed up, loaded + leave LC34 for CM+S

Plans/Future Activities

DPT Next week after Engin test + thunderstorms

[signature] 3/11/10
Signature/Date

j:\admnshare\rem-form\DAILY.XLS

Geosyntec consultants

DAILY FIELD REPORT

Project: LC34
Project No.: FO 0552 B
Contractors: EDS, Dailey & JR

Date: 3-15-2010
Task No.:

Work Performed

Well Installation:
Soil Borings:
DPT: DPT 285, mw-6 DPT 292
Well Inventory:
Other:

Sampling Soil:
Sampling SW/Sediment:
Sampling Monitor Wells:
Sampling Hazardous Waste:
Sampling Drums:

Observations/Issues of Concern

0640 Angel at Titusville office to calibrate equipment & pack
0730 Arrive onsite, EDS onsite
0740 Call NASA security and Rebecca, Rebecca had to call duty station, talk to Donna and got ok to dig, Angel has no reception
0745 conduct tailgate safety meeting
0800 setup on location "1t" DPT00285, hand auger to 5 ft and collect samples 6-10, 16-20 and 23-27
0845 finish DPT00285, grout hole and decon screens (EDS has only 3 screens today)
0900 KB labs called to give mobile lab contacts phone numbers Thom 352-538-5099 and Greg 407-684-2702, setup on DPT0286 hand auger to 5 ft and collect samples
0945 finish DPT00286, decon screens and grout hole
1000 setup on DPT00287, hand auger to 5ft, Jan onsite to give Angel map
1050 finish DPT00287, decon rods and grout hole
1100 setup on DPT00288, hand auger to 5ft and collect samples
1145 finish DPT00288, decon screens and grout hole

Plans/Future Activities

Cont. next page

Signature/Date 3/15/10

Geosyntec consultants

DAILY FIELD REPORT

Project: LC 34
Project No.: FO0552B
Contractors: EDS (Davey + JR)

Date: 3/15/10
Task No.:

Work Performed

Well Installation:
Soil Borings:
DPT: DPT 0285 – DPT 292
Well Inventory:
Other:

Sampling Soil:
Sampling SW/Sediment:
Sampling Monitor Wells:
Sampling Hazardous Waste:
Sampling Drums:

Observations/Issues of Concern

1200 break for lunch back at 1230 set up on DPT 0289
1325 finish DPT 289, grout hole and decon screens
1340 setup on DPT ~~289~~ 290, hand auger to 5ft
1420 decon screens, grout hole because DPT 290 is finished
1430 setup on DPT 291, hand auger to 5ft
1520 finish DPT 291, grout hole and decon screens
1530 setup on DPT 292, hand auger to 5ft
1615 finish DPT 292, grout hole and decon screens
Filled Drum # 178569 to 80% purge water and decon water
New drum # 157341 about 20% full purge water and decon water
Both drums are on pallet # 178568
1630 Talk to Thomas at KB labs to get combo to drop off samples coc 73 and leave for CMTS to grout 3 holes from last week, they have cones marking them
1715 finish grouting holes at CMTS, EDS leaves for the day
Angel goes to meet mobile lab to drop off samples, lockout inside

Plans/Future Activities

1725 Angel leaves WMSA for office to unload and check equipment calibration

Angel Mat 3/15/10
Signature/Date

Geosyntec Consultants
Water Quality Instrument Calibration Form

Project/Site: LC34 Project #: FO 0552B Field Personnel: Angel Martin

Water Quality Meter - Model/Serial #: YSI 556 MPS 04F16980 AC Turbidimeter - Model/Serial #

Dissolved Oxygen	DEP SOP FT 1500	Date	Time	Temp (°C)	Saturation (mg/L)[1]	Reading (mg/L)	Reading (%)	Pass or Fail
						Acceptance Criteria: +/-0.3mg/L		
CAL ICV CCV		3-15-2010	638	23.64	8.99	8.32 → 8.52	79.2 → 79.9	P F
CAL ICV CCV		3-15-2010	1736	24.70	8.309	10.55	127.3	P F
CAL ICV CCV								P F
CAL ICV CCV								P F

Specific Conductance	DEP SOP FT 1200	Date	Time	Standard (mS/cm)	Standard Lot #	Standard Exp. Date	Reading (mS/cm)	Pass or Fail
						Acceptance Criteria: +/- 5%		
CAL ICV CCV		3-15-2010	642	1.413	801111	6-2010	1549 → 1413	P F
CAL ICV CCV		3-15-2010	1745	~~1.301~~ 1413	801111	6-2016	1.301	P F
CAL ICV CCV								P F
CAL ICV CCV								P F
CAL ICV CCV								P F
CAL ICV CCV								P F

pH	DEP SOP FT 1100	Date	Time	Standard (SU)	Standard Lot #	Standard Exp. Date	Reading (SU)	Pass or Fail
						Acceptance Criteria: +/-0.2 SU		
CAL ICV CCV		3-15-2010	6:44	7.0	2810081	9-2010	7.03 → 7.00	P F
CAL ICV CCV		3-15-2010	6:50	4.0	7696	2-3-2011	4.09 → 4.00	P F
CAL ICV CCV		3-15-2010	6:57	10.0	7150	8-20-2010	10.03 → 10.0	P F
CAL ICV CCV		3-15-2010	1739	7.0	2810081	9-2010	7.16	P F
CAL ICV CCV		3-15-2010	1740	4.0	7696	2-3-2011	4.26	P F
CAL ICV CCV		3-15-2010	1743	10.0	7150	8-20-2010	9.77	P F

ORP	SOP N/A	Date	Time	Std. mV @ Temp °C	Standard Lot #	Standard Exp. Date	Reading (mV)	Pass or Fail
						Geosyntec Acceptance Criteria: +/- 5%		
CAL ICV CCV		3-15-2010	702	240	1052	9-2013	242.5 → 240.2	P F
CAL ICV CCV		3-15-2010	1747	240	1052	9-2013	250.4	P F
CAL ICV CCV								P F
CAL ICV CCV								P F

Specific Conductance Probe Cleaned? Yes No Disolved Oxygen membrane Changed? Yes No

0.1 - 10 NTU Std ____NTU	Date	Reading (NTU)	Pass or Fail
		Acceptance Criteria: +/- 10%	
CAL ICV CCV			P F
CAL ICV CCV			P F
CAL ICV CCV			P F
CAL ICV CCV			P F

11 - 40 NTU Std ____NTU	Date	Reading (NTU)	Pass or Fail
		Acceptance Criteria: +/- 8%	
CAL ICV CCV			P F
CAL ICV CCV			P F
CAL ICV CCV			P F
CAL ICV CCV			P F
CAL ICV CCV			P F
CAL ICV CCV			P F

41 - 100 NTU Std ____NTU	Date	Reading (NTU)	Pass or Fail
		Acceptance Criteria: +/- 6.5%	
CAL ICV CCV			P F
CAL ICV CCV			P F
CAL ICV CCV			P F
CAL ICV CCV			P F
CAL ICV CCV			P F
CAL ICV CCV			P F

>100 NTU Std ____NTU	Date	Reading (NTU)	Pass or Fail
		Acceptance Criteria: +/- 5%	
CAL ICV CCV			P F
CAL ICV CCV			P F
CAL ICV CCV			P F
CAL ICV CCV			P F

1. See Table FS 2200-2 on the back of this form

CAL - Initial Calibration

ICV - Initial Calibration Verification

CCV - Continuing Calibration Verification

Allow adequate time for the dissolved oxygen sensor to equilibrate during air calibration

Calibrate specific conductance using at least two standards that bracket the range of expected sample readings (unless readings < 0.1 mS/cm then one standard of 0.1 mS/cm is acceptable)

Calibrate pH using at least two standards (typ. pH 4 and 7) that bracket the range of expected sample readings; always start with pH 7; add a third calibration point if needed (i.e. pH > 7)

If parameter fails to calibrate within SOP acceptance criteria then append sample results with a "J" qualifier

Comments:

Geosyntec consultants

6/23/2009

DPT GEOCHEMICAL DATA FORM

Project/Project Number: LC34 / F0053J2B

Date: 3-15-2016

Time	DPT Location	Screened Interval (ft BLS)	pH (standard units)	Conductivity (mS/cm)	Turbidity (NTUs)	DO (mg/L)	Temp (°C)	Salinity (%)	TDS (g/L)	ORP (mV)	Color / Notes
0806	285	6-10	6.69	1129 (*)	-	3.67	17.59	0.56	0.735	-32.2	brown
0808		↓	6.20	1132 (*)	-	3.40	18.32	0.56	0.735	-42.8	brown
0810		↓	6.22	1126 (*)	-	3.29	18.31	0.56	0.731	-46.6	brown
	Sampled at		0812								
0819	285	16-20	6.61	1234 (*)	-	4.02	20.54	0.62	0.809	-155.6	brown/gray
0821		↓	6.82	1256 (*)	-	3.66	20.17	0.63	0.818	-155.7	brown/gray
0823		↓	6.93	1263 (*)	—	2.87	21.01	0.63	0.821	-153.5	brown/gray
	Sampled at		0825								
0834	285	23-27	7.34	1605 (*)	-	4.85	21.65	0.84	1.079	-193.7	grey
0836		↓	7.43	1701 (*)	-	3.03	22.23	0.86	1.107	-219.9	gray
0838		↓	7.50	1704 (*)	-	2.43	22.07	0.86	1.107	-254.5	gray
	Sampled at		0840								
0911	286	6-10	6.94	1021 (*)	-	2.35	19.35	0.50	0.661	-80.0	Lt brown
0913		↓	6.75	1016 (*)	-	2.16	19.60	0.50	0.662	-71.0	Lt brown
0915		↓	6.68	1019	-	2.40	19.69	0.51	0.662	-72.1	Lt brown
	Sampled		at 0916								
0923	286	16-20	7.05	1706 (*)	-	3.96	21.54	0.87	1.119	-201.6	gray
0925		↓	7.19	1660 (*)	-	3.25	22.21	0.84	1.076	-201.6	grey
0927		↓	7.42	1612 (*)	-	2.28	2353	0.81	1.045	2379	grey
	Sampled at		0928								
0937	286	23-27	7.66	1616 (*)	-	3.69	21.89	0.91	1.179	-231.4	gray
0939		↓	7.65	2002 (*)	-	2.18	2321	1.02	1.309	-213.3	gray
0941		↓	7.72	2094 (*)	-	1.94	23.03	1.03	1.315	-256.4	grey
	Sampled at		0942								
1006	287	6-10	7.45	0.880	-	3.89	20.85	0.46	0.607	-104.3	Lt Brown
1008		↓	6.87	0.855	-	3.20	20.81	0.46	0.602	-77.1	Lt Brown
1010		↓	6.75	0.845	-	2.93	20.59	0.45	0.599	-95.1	Lt Brown
	sampled at		1012								
1019	287	16-20	7.43	1.866	-	1.98	23.57	1.01	1.302	-235.6	Lt grey
1021		↓	7.46	2.039	-	1.55	23.75	1.07	1.361	-226.5	Lt grey
1023		↓	7.57	2.034	-	1.48	23.47	1.07	1.366	-228.5	Lt grey
	Sampled at		1025								

(*) Specific conductance units = uS/cm

Notes:

DPT = Direct Push Technology

ft BLS = feet below land surface

mS/cm = milliSiemens per centimeter (or millimhos per centimeter)

NTU = Nephelometric Turbidity Units

DO (mg/L) = Dissolved Oxygen (milligrams per liter)

Temp (°C) = Temperature (degrees Celsius)

TDS (g/L) = Total Dissolved Solids (grams per liter)

ORP (mV) = Oxidation Reduction Potential (milliVolts)

DPT GEOCHEMICAL DATA FORM

Project/Project Number: LC34 / F060512B

Date: 3-15-2010

Time	DPT Location	Screened Interval (ft BLS)	pH (standard units)	Conductivity (mS/cm)	Turbidity (NTUs)	DO (mg/L)	Temp (°C)	Salinity (%)	TDS (g/L)	ORP (mV)	Color / Notes
1037	287	23-27	7.74	2.414	—	-1.01	24.53	1.26	1.593	-241.9	gray
1039		↓	7.78	2.451	—	0.31	24.42	1.28	1.614	-243.5	gray
1041		↓	7.79	2.457	—	0.52	24.23	1.28	1.621	-243.8	gray
	Sampled @ 1042										
1105	288	6-10	7.35	0.669	—	2.62	22.06	0.34	0.455	-117.4	Lt brown
1107		↓	7.02	0.650	—	-0.07	21.58	0.34	0.452	-114.2	Lt brown
1109		↓	6.87	0.645	—	0.28	21.26	0.34	0.451	-111.1	Lt brown
	Sampled @ 1110										
1118	288	16-20	6.88	1.818	—	3.62	24.87	0.97	1.254	-156.2	Lt grey
1120		↓	6.97	2.011	—	1.86	25.31	1.02	1.313	-175.9	Lt grey
1122		↓	7.09	2.040	—	1.30	25.09	1.04	1.323	-210.1	Lt grey
	Sampled at 1124										
1132	288	23-27	7.75	2.104	—	5.58	25.44	1.08	1.388	-258.9	Lt grey
1134		↓	7.65	2.299	—	2.03	26.07	1.15	1.472	-252.4	Lt grey
1136		↓	7.66	2.288	—	1.25	24.91	1.17	1.489	-250.4	Lt grey
	Sampled at 1138										
1246	289	6-10	7.35	0.740	—	0.72	22.72	0.38	0.501	-112.8	Lt brown
1248		↓	7.00	0.723	—	0.55	22.05	0.37	0.499	-116.3	Lt brown
1250		↓	6.85	0.715	—	0.59	22.08	0.37	0.492	-117.8	Lt brown
~~1259~~	Sampled at 1252										
1259	289	16-20	7.18	1.089	—	5.13	25.06	0.54	0.710	-179.3	Light brown/gray
1301		↓	7.19	1.085	—	2.32	24.60	0.54	0.709	-177.8	Lt brown/gray
1303		↓	7.15	1.073	—	1.59	24.32	0.54	0.706	-174.0	Lt brown/gray
1314	289	23-27	7.06	1.880	—	4.96	25.71	0.94	1.208	-232.0	grey
1316		↓	7.33	1.890	—	1.89	25.85	0.94	1.208	-255.4	grey
1318		↓	7.39	1.873	—	1.24	25.58	0.94	1.201	-264.1	grey
	Sampled at 1320										
1345	290	6-10	7.39	0.817	—	4.08	21.93	0.42	0.554	-102.1	grey/brown
1347		↓	7.04	0.534	—	2.81	21.35	0.40	0.531	-94.4	Lt brown
1349		↓	6.90	0.744	—	2.07	21.10	0.39	0.521	-93.1	Lt brown
	Sampled	1350									

Sampled @ 1305

Notes:

DPT = Direct Push Technology

ft BLS = feet below land surface

mS/cm = milliSiemens per centimeter (or millimhos per centimeter)

NTU = Nephelometric Turbidity Units

DO (mg/L) = Dissolved Oxygen (milligrams per liter)

Temp (°C) = Temperature (degrees Celsius)

TDS (g/L) = Total Dissolved Solids (grams per liter)

ORP (mV) = Oxidation Reduction Potential (milliVolts)

DPT GEOCHEMICAL DATA FORM

Project/Project Number: LC34 / F060512B

Date: 3-15-2010

Time	DPT Location	Screened Interval (ft BLS)	pH (standard units)	Conductivity (mS/cm)	Turbidity (NTUs)	DO (mg/L)	Temp (°C)	Salinity (%)	TDS (g/L)	ORP (mV)	Color / Notes
1359	290	16-20	7.34	2.314	-	1.67	25.07	1.19	1.512	-208.3	Lt grey
1401		↓	7.55	2.308	-	1.25	24.42	1.21	1.527	-215.4	Lt grey
1403		↓	7.62	2.291	-	0.96	23.82	1.26	1.522	-221.1	Lt grey
	Sampled @ 1405										
1413	290	23-27	7.49	2.110	-	1.92	25.73	1.09	1.409	-219.6	grey
1415		↓	7.77	2.329	-	0.58	24.71	1.20	1.520	-226.4	grey
1417		↓	7.83	2.325	-	0.46	24.43	1.21	1.527	-226.8	grey
	Sampled @ 1418										
1442	291	6-10	7.50	0.532	-	4.09	23.09	0.26	0.351	-141.5	Lt grey
1444		↓	7.21	0.495	-	0.52	22.40	0.25	0.337	-138.3	Light grey
1446		↓	7.10	0.487	-	0.42	21.96	0.25	0.336	-142.0	Light grey
	Sampled @ 1448										
1454	291	16-20	7.04	1.722	-	3.40	24.61	0.88	1.133	-204.2	grey
1456		↓	7.46	1.546	-	1.15	23.93	0.79	1.010	-228.9	grey
1458		↓	7.60	1.472	-	0.86	23.45	0.76	0.978	-235.1	grey
	Sampled @ 1500										
1510	291	23-27	7.44	2.310	-	3.39	24.22	1.28	1.554	-222.9	grey
1512		↓	7.84	2.467	-	1.44	24.15	1.30	1.644	-240.7	grey
1514		↓	7.80	2.588	-	0.86	24.01	1.36	1.719	-252.7	grey
	Sampled @ 1515										
1536	292	6-10	7.54	0.579	-	0.76	23.40	0.29	0.387	-165.7	grey
1538		↓	7.30	0.565	-	0.38	22.71	0.29	0.383	-162.6	grey
1540		↓	7.20	0.557	-	0.31	22.36	0.28	0.381	-152.7	grey
	Sampled @ 1541										
1549	292	16-20	7.16	1.813	-	4.03	24.73	0.94	1.208	-202.0	grey
1551		↓	7.38	1.840	-	1.24	24.41	0.94	1.206	-198.4	grey
1553		↓	7.48	1.808	-	0.73	23.99	0.93	1.196	-197.6	grey
	Sampled @ 1554										
1604	292	23-27	7.46	2.509	-	3.39	24.60	1.38	1.760	-226.3	grey
1606		↓	7.70	2.802	-	1.04	24.24	1.48	1.856	-228.6	grey
1608		↓	7.74	2.796	-	0.71	23.92	1.48	1.855	-225.9	grey
	Sampled @ 1610										

Notes:

DPT = Direct Push Technology

ft BLS = feet below land surface

mS/cm = milliSiemens per centimeter (or millimhos per centimeter)

NTU = Nephelometric Turbidity Units

DO (mg/L) = Dissolved Oxygen (milligrams per liter)

Temp (°C) = Temperature (degrees Celsius)

TDS (g/L) = Total Dissolved Solids (grams per liter)

ORP (mV) = Oxidation Reduction Potential (milliVolts)

Geosyntec consultants

DAILY FIELD REPORT

Page 1 of 1

Project: FO 0552
Project No.: LC 34
Contractors: EDS (Davey & JR)

Date: 3-16-2010
Task No.:

Work Performed

Well Installation:
Soil Borings:
DPT: DPT 293 through DPT 307
Well Inventory:
Other:

Sampling Soil:
Sampling SW/Sediment:
Sampling Monitor Wells:
Sampling Hazardous Waste:
Sampling Drums:

Observations/Issues of Concern

0695 Angel at office to calibrate equipment and pack
0705 leave office for LC 34, call NASA Duty office, OK to dep
0730 Angel onsite, 0740 EDS (Davey & JR) onsite
0745 Tailgate safety meeting, slips, trips and falls, Level D modified, wildlife
0800 Setup on DPT 0293 hand auger 5ft
0850 finish DPT 0293, grout hole & decon screens
0910 setup on DPT 0294, hand auger 5ft
0953 finish DPT 0294, grout hole and decon screens
1010 setup on DPT 0295, hand auger 5ft
1100 finish DPT 0295, grout hole & decon screens
1110 setup on DPT 0296
~~1100~~ 1200 finish DPT 0296, grout hole and decon screens
1220 break for lunch back at 1250 move to next row setup on DPT 297, hand auger 5ft
1310 Jon onsite to GPS locations offsite ~1430
1355 finish DPT 297, grout hole and decon screens
1405 setup on DPT 298, hand auger to 5ft

Plans/Future Activities

1450 finish DPT 298, grout hole and decon screens
1500 setup on DPT 299, hand auger to 5ft, did all 3 intervals
1545 finish DPT 299, grout hole and decon screens
1600 setup on DPT 300, hand auger 5ft finish @ 1620, grout hole, JR decon screens while drills next hole
1625 setup on DPT 301 hand auger 5ft finish @ 1650, grout, JR decons in between
1700 setup on DPT 302 hand auger 5ft finish @ 1730, grout
load up truck, leaving trailer and probe on site
1820 EDS offsite Angel to take samples to mobile lab
Spent 20 mins filling their water tank & didn't pack all equipment

Signature/Date 3/16/2010

Geosyntec Consultants
Water Quality Instrument Calibration Form

Project/Site: LC34 Project #: FO 0552.B Field Personnel: Angel Martin

Water Quality Meter - Model/Serial #: YSI556MPS 04K16980 AC Turbidimeter - Model/Serial #

Dissolved Oxygen	DEP SOP FT 1500	Date	Time	Temp (°C)	Saturation (mg/L)[1]	Reading (mg/L)	Reading (%)	Pass or Fail
						Acceptance Criteria: +/-0.3mg/L		
(CAL) (ICV) CCV		3-16-2010	0640	21.43	8.846	9.55→8.85	108.1%→100%	P (F)
CAL ICV (CCV)		3-16-2010	1926	20.36	9.021	9.03	100.2	(P) F
CAL ICV CCV								P F
CAL ICV CCV								P F

Specific Conductance	DEP SOP FT 1200	Date	Time	Standard (mS/cm)	Standard Lot #	Standard Exp. Date	Reading (mS/cm)	Pass or Fail
						Acceptance Criteria: +/- 5%		
(CAL) (ICV) CCV		3-16-10	0653	1413 uS/cm	7446	10-2010	1338→1412	P (F)
CAL ICV (CCV)		3-16-2010	1937	1413 uS/cm	7446	10-2010	1440	(P) F
CAL ICV CCV								P F
CAL ICV CCV								P F
CAL ICV CCV								P F
CAL ICV CCV								P F
CAL ICV CCV								P F

pH	DEP SOP FT 1100	Date	Time	Standard (SU)	Standard Lot #	Standard Exp. Date	Reading (SU)	Pass or Fail
						Acceptance Criteria: +/-0.2 SU		
(CAL) (ICV) CCV		3-16-10	0643	4.0	2909313	8-2011	4.04→4.00	(P) F
(CAL) (ICV) CCV		3-16-10	0646	7.0	2909171	8-2011	6.82→7.00	(P) F
(CAL) (ICV) CCV		3-16-10	0649	10.0	1906646	12-2010	10.16→10.08	(P) F
CAL ICV (CCV)		3-16-10	1928	4.0	2909313	8-2011	4.01	P (F)
CAL ICV (CCV)		3-16-10	1931	7.0	2909171	8-2011	7.09	P (F)
CAL ICV (CCV)		3-16-10	1934	10.0	1906646	12-2010	10.20	P (F)

ORP	SOP N/A	Date	Time	Std. mV @ Temp °C	Standard Lot #	Standard Exp. Date	Reading (mV)	Pass or Fail
						Geosyntec Acceptance Criteria: +/- 5%		
(CAL) (ICV) CCV		3-16-10	0655	240	1849	9-2014	249→240	(P) F
CAL ICV (CCV)		3-16-10	1940	240	1849	9-2014	234.3	(P) F
CAL ICV CCV								P F
CAL ICV CCV								P F

Specific Conductance Probe Cleaned? Yes (No) Disolved Oxygen membrane Changed? Yes (No)

0.1 - 10 NTU Std ____NTU	Date	Reading (NTU)	Pass or Fail
		Acceptance Criteria: +/- 10%	
CAL ICV CCV			P F
CAL ICV CCV			P F
CAL ICV CCV			P F
CAL ICV CCV			P F

11 - 40 NTU Std ____NTU	Date	Reading (NTU)	Pass or Fail
		Acceptance Criteria: +/- 8%	
CAL ICV CCV			P F
CAL ICV CCV			P F
CAL ICV CCV			P F
CAL ICV CCV			P F
CAL ICV CCV			P F
CAL ICV CCV			P F

41 - 100 NTU Std ____NTU	Date	Reading (NTU)	Pass or Fail
		Acceptance Criteria: +/- 6.5%	
CAL ICV CCV			P F
CAL ICV CCV			P F
CAL ICV CCV			P F
CAL ICV CCV			P F
CAL ICV CCV			P F
CAL ICV CCV			P F

>100 NTU Std ____NTU	Date	Reading (NTU)	Pass or Fail
		Acceptance Criteria: +/- 5%	
CAL ICV CCV			P F
CAL ICV CCV			P F
CAL ICV CCV			P F
CAL ICV CCV			P F

1. See Table FS 2200-2 on the back of this form

CAL - Initial Calibration

ICV - Initial Calibration Verification

CCV - Continuing Calibration Verification

Allow adequate time for the dissolved oxygen sensor to equilibrate during air calibration

Calibrate specific conductance using at least two standards that bracket the range of expected sample readings (unless readings < 0.1 mS/cm then one standard of 0.1 mS/cm is acceptable)

Calibrate pH using at least two standards (typ. pH 4 and 7) that bracket the range of expected sample readings: always start with pH 7, add a third calibration point if needed (i.e. pH > 7)

If parameter fails to calibrate within SOP acceptance criteria then append sample results with a "J" qualifier

Comments:

Geosyntec consultants

6/23/2009

DPT GEOCHEMICAL DATA FORM

Project/Project Number: LC34 / F0605J2B

Date: 3-16-2010

Time	DPT Location	Screened Interval (ft BLS)	pH (standard units)	Conductivity (mS/cm)	Turbidity (NTUs)	DO (mg/L)	Temp (°C)	Salinity (%)	TDS (g/L)	ORP (mV)	Color / Notes
0811	293	6-10	6.51	0.772	-	2.01	16.14	0.47	0.623	-102.2	Lt brown
0813		↓	6.67	0.815	-	0.87	16.72	0.48	0.629	-116.1	Lt brown
0815		↓	6.82	0.809	-	0.65	16.84	0.48	0.622	-118.2	Lt Brown
	Sampled at 0816										
0825	293	16-20	6.75	1.744	-	2.77	18.24	1.04	1.327	-142.3	brownish/grey
0827		↓	7.04	1.866	-	0.64	20.99	1.03	1.312	-165.9	brown/gray
0829		↓	7.29	1.855	-	0.53	20.92	1.03	1.307	-179.2	brown/grey
	Sampled at 0830										
8841	293	23-27	7.63	2.192	-	3.06	17.88	1.35	1.734	-215.0	grey
0843		↓	7.72	2.564	-	0.76	20.61	1.46	1.826	-225.1	grey
0845		↓	7.86	2.585	-	0.56	20.70	1.46	1.829	-231.9	grey
	Sampled @ 0846										
0916	294	6-10	7.59	0.784	-	2.26	18.54	0.45	0.589	-103.5	Lt brown
0918		↓	7.24	0.811	-	1.39	19.39	0.45	0590	-70.6	Lt brown
0920		↓	7.21	0.804	-	1.44	19.32	0.45	0.586	-96.6	Lt brown
	Sampled @ 921					1.97					
0930	294	16-20	7.05	0.706	-	~~2.54~~	20.59	0.50	0.656	-150.9	grey
0932		↓	7.06	0.968	-	0.64	22.23	0.51	0.664	-186.9	grey
0934		↓	7.32	0.957	-	0.48	21.97	0.50	0.659	-214.5	grey
	Sampled @ 935										
0947	294	23-27	7.36	1.262	-	2.32	18.37	0.73	0.946	-201.8	grey
0949		↓	7.18	1.317	-	0.80	19.83	0.74	0.951	-228.2	grey
0951		↓	7.20	1.332	-	0.55	20.34	0.74	0.950	-239.4	grey
	Sampled @ 0952										
1020	295	6-10	7.48	0.803	-	4.69	19.31	0.45	0.597	-137.7	brown/grey
1022		↓	7.28	0.861	-	1.01	19.48	0.48	0.627	-145.5	brown/grey
1024		↓	7.26	0.863	-	0.72	19.44	0.48	0.627	-142.4	brown/grey
	Sample @ 1025										
1034	295	16-20	7.28	1.283	-	3.28	21.75	0.70	0.915	-201.3	grey
1036		↓	7.42	1.373	-	0.64	22.61	0.72	0.936	-262.7	grey
1038		↓	7.63	1.356	-	0.51	21.93	0.72	0.934	-205.5	grey
	Sampled at 1040										

Notes:

DPT = Direct Push Technology

ft BLS = feet below land surface

mS/cm = milliSiemens per centimeter (or millimhos per centimeter)

NTU = Nephelometric Turbidity Units

DO (mg/L) = Dissolved Oxygen (milligrams per liter)

Temp (°C) = Temperature (degrees Celsius)

TDS (g/L) = Total Dissolved Solids (grams per liter)

ORP (mV) = Oxidation Reduction Potential (milliVolts)

DPT GEOCHEMICAL DATA FORM

Project/Project Number: L034 / F050552B

Date: 3-16-2010

Time	DPT Location	Screened Interval (ft BLS)	pH (standard units)	Conductivity (mS/cm)	Turbidity (NTUs)	DO (mg/L)	Temp (°C)	Salinity (%)	TDS (g/L)	ORP (mV)	Color / Notes
1050	295	23-27	7.80	2.089	-	2.79	22.08	1.15	1.467	-245.3	grey
1052		↓	7.91	2.262	-	0.69	22.71	1.22	1.541	-246.9	grey
1054		↓	8.02	2.254	-	0.47	22.35	1.22	1.513	-249.5	grey
	Sampled @ 1055										
1124	296	6-10	7.51	0.952	-	1.61	20.58	0.51	0.670	-152.9	brown/grey
1126		↓	7.41	0.911	-	0.79	20.26	0.50	0.650	-171.2	brown/grey
1128		↓	7.30	0.896	-	0.60	20.07	0.49	0.643	-180.6	brown/grey
	Sampled @		11:33								
1137	296	16-20	7.32	1.479	-	1.54	22.71	0.79	1.020	-211.3	brown/grey
1139		↓	7.53	1.527	-	0.67	22.94	0.80	1.033	-213.0	brown/grey
1141		↓	7.65	1.505	-	0.50	22.40	0.80	1.027	-209.5	brown/grey
	Sampled @ 1142										
1152	296	23-27	7.84	2.443	-	2.46	22.59	1.36	1.710	-239.1	grey
1154		↓	7.87	2.465	-	0.80	22.89	1.28	1.613	-245.0	grey
1156		↓	7.99	2.352	-	0.50	22.90	1.26	1.596	-248.8	grey
	Sampled @ 1158										
1321	297	6-10	7.72	0.902	-	0.42	23.13	0.46	0.605	-167.6	Lt brown
1323		↓	7.29	0.870	-	0.30	22.40	0.45	0.593	-149.4	Lt brown
1325		↓	7.17	0.860	-	0.30	22.33	0.45	0.589	-145.4	Lt brown
	Sampled @ 1326										
1384	297	16-20	7.14	1.709	-	1.27	25.68	0.84	1.074	-193.9	grey
1386		↓	7.44	1.499	-	0.43	24.68	0.75	0.971	-206.1	grey
1388		↓	7.61	1.442	-	0.32	23.94	0.74	0.954	-209.8	grey
	Sampled @ 1340										
1349	297	23-27	7.72	2.594	-	1.22	24.75	1.38	1.755	-234.9	grey
1351		↓	7.92	2.828	-	0.50	24.51	1.49	1.865	-246.1	grey
1353		↓	8.06	2.850	-	0.35	23.94	1.51	1.890	-253.4	grey
	Sampled @ 1354										
1415	298	6-10	7.71	0.702	-	0.00	23.10	0.35	0.472	-169.6	grey
1417		↓	7.42	0.684	-	0.08	21.96	0.35	0.680	-148.2	grey
1419		↓	7.31	0.668	-	0.13	21.40	0.35	0.462	-136.5	grey
	Sampled @ 1420										

Notes:

DPT = Direct Push Technology

ft BLS = feet below land surface

mS/cm = milliSiemens per centimeter (or millimhos per centimeter)

NTU = Nephelometric Turbidity Units

DO (mg/L) = Dissolved Oxygen (milligrams per liter)

Temp (°C) = Temperature (degrees Celsius)

TDS (g/L) = Total Dissolved Solids (grams per liter)

ORP (mV) = Oxidation Reduction Potential (milliVolts)

DPT GEOCHEMICAL DATA FORM

Project/Project Number: LC24 FC 0552B

Date:

Time	DPT Location	Screened Interval (ft BLS)	pH (standard units)	Conductivity (mS/cm)	Turbidity (NTUs)	DO (mg/L)	Temp (°C)	Salinity (%)	TDS (g/L)	ORP (mV)	Color / Notes
1428	298	16-20	7.09	1.278	—	1.13	24.69	0.66	0.873	-188.8	grey
1420		↓	7.45	1.339	—	0.38	24.72	0.67	0.871	-197.2	grey
1432		↓	7.56	1.298	—	0.28	24.06	0.66	0.858	-194.2	grey
	Sampled @		1443								
1442	298	23-27	7.76	2.937	—	1.08	24.87	1.57	1.985	-229.9	grey
1444		↓	7.96	3.210	—	0.55	25.13	1.68	2.089	-241.4	grey
1446		↓	7.97	3.209	—	0.38	24.85	1.68	2.089	-247.4	grey
	Sampled @		1447								
1508	299	6-10	8.02	0.518	—	0.10	22.61	0.26	0.348	-199.9	grey
1510		↓	7.73	0.489	—	0.09	21.98	0.25	0.336	-198.6	grey
1512		↓	7.59	0.475	—	0.11	21.30	0.25	0.332	-197.4	grey
	Sampled @		1514								
1522	299	16-20	7.23	0.774	—	2.41	24.41	0.38	0.515	-184.5	grey
1524		↓	7.42	0.796	—	0.60	24.76	0.39	0.519	-200.6	grey
1526		↓	7.57	0.788	—	0.34	24.14	0.39	0.520	-194.5	grey
	sampled @		1527								
1538	299	23-27	7.75	1.577	—	1.56	24.49	0.81	1.058	-226.6	grey
1540		↓	7.78	1.654	—	0.53	24.71	0.84	1.083	-233.4	grey
1542		↓	7.83	1.626	—	0.36	24.16	0.84	1.081	-239.3	grey
	sampled @		1543								
1600	300	16-20	7.77	0.604	—	4.16	23.22	0.30	0.407	-194.0	grey
1602			7.44	0.630	—	2.74	24.45	0.31	0.414	-194.8	grey
1604			752	0.629	—	0.61	24.10	0.31	0.415	-198.2	grey
	Sampled @		1605								
1613	300	23-27	7.75	0.923	—	3.02	22.78	0.48	0.645	-232.8	grey
1615		↓	7.61	0.884	—	0.67	23.56	0.44	0.577	-224.3	grey
1617		↓	7.76	0.805	—	0.43	23.77	0.46	0.528	-232.7	grey
	Sampled @		1618								
1631	301	16-20	7.40	0.627	—	1.91	23.53	0.32	0.424	-177.1	grey
1633		↓	7.28	0.645	—	0.69	23.90	0.32	0.428	-182.6	grey
1635		↓	7.37	0.634	—	0.51	23.45	0.32	0.424	-184.9	grey

sampled @ 1636

Notes:

DPT = Direct Push Technology

ft BLS = feet below land surface

mS/cm = milliSiemens per centimeter (or millimhos per centimeter)

NTU = Nephelometric Turbidity Units

DO (mg/L) = Dissolved Oxygen (milligrams per liter)

Temp (°C) = Temperature (degrees Celsius)

TDS (g/L) = Total Dissolved Solids (grams per liter)

ORP (mV) = Oxidation Reduction Potential (milliVolts)

DPT GEOCHEMICAL DATA FORM

Project/Project Number: 1C34 F00552B

Date:

Time	DPT Location	Screened Interval (ft BLS)	pH (standard units)	Conductivity (mS/cm)	Turbidity (NTUs)	DO (mg/L)	Temp (°C)	Salinity (%)	TDS (g/L)	ORP (mV)	Color / Notes
1644	301	23-27	7.71	0.888	–	2.40	22.52	0.50	0.665	-203.9	grey
1646		↓	7.60	1.045	–	0.86	23.74	0.53	0.694	-235.7	Grey
1648		↓	7.85	0.995	–	0.77	23.33	0.50	0.660	-250.5	Grey
	Sampled @ 1650										
1703	302	16-20	7.54	1.166	–	2.02	22.41	0.61	0.799	-212.4	grey
1705		↓	7.65	1.135	–	0.66	22.44	0.59	0.774	-224.3	grey
1707		↓	7.72	1.119	–	0.49	22.06	0.59	0.763	-226.3	grey
	Sampled @ 1708										
1717	302	23-27	7.63	2.127	–	4.36	21.43	1.28	1.620	-206.0	grey
1719		↓	7.75	2.565	–	0.68	22.87	1.39	1.751	-227.0	grey
1721		↓	7.89	2.597	–	0.52	22.64	1.41	1.769	-233.6	grey
	Sampled @ 1722										

Notes:

DPT = Direct Push Technology

ft BLS = feet below land surface

mS/cm = milliSiemens per centimeter (or millimhos per centimeter)

NTU = Nephelometric Turbidity Units

DO (mg/L) = Dissolved Oxygen (milligrams per liter)

Temp (°C) = Temperature (degrees Celsius)

TDS (g/L) = Total Dissolved Solids (grams per liter)

ORP (mV) = Oxidation Reduction Potential (milliVolts)

DPT SAMPLING
JULY 2010

FIELD FORMS

Geosyntec consultants

DAILY FIELD REPORT

Page 1 of 1

Project: LC34 Date: 7/6/10
Project No.: F0052 Task No.: 5.2
Contractors: EDS - Glen Pennington + Giovanni Barrera; KD Labs - Glenn Jackson

Work Performed

Well Installation: ____ Sampling Soil: ____
Soil Borings: ____ Sampling SW/Sediment: ____
DPT: X Sampling Monitor Wells: ____
Well Inventory: ____ Sampling Hazardous Waste: ____
Other: ____ Sampling Drums: ____

Observations/Issues of Concern

0630 Pick up water + ice, meet Lindsay at office, Calibrate and load equipment,
0730 meet EDS + KD Labs at badging station, Drop drums at MLPVAB and Travel To site,
0830 call duty office and check in, Conduct Tailgate meeting, Sample DPT0303, Start sampling DPT0304 (Location B on map), (Location A on map)
1230 Lunch
1300 Finish sampling DPT0304, Sample DPT0305 (Location C on map and DPT0306 (Location D on map) to 27' ft,
1845 Travel to MLPVAB site To pick up empty drums,
1900 Leave site,

Plans/Future Activities

Sample Depths - 6-10', 11-15', 16-20', 23-27' + 36-40',
DPT locations were surface grouted,
IDW Drum # 183399
Spill Pallet # 170362

Janet Barfuss 7/6/10
Signature/Date

Geosyntec Consultants
Water Quality Instrument Calibration Form

Project/Site: LC34 Project #: F005528 Field Personnel: Jan Barfus

Water Quality Meter - Model/Serial #: YSI 556 / 09F100231 Turbidimeter - Model/Serial #

Dissolved Oxygen	DEP SOP FT 1500	Date	Time	Temp (°C)	Saturation (mg/L)[1]	Reading (mg/L)	Reading (%)	Pass or Fail
						Acceptance Criteria: +/-0.3mg/L		
(CAL) (ICV) CCV		7/6/10	0700	24.18	8.387	7.8→8.39	88.5→100.0	(P) F
CAL ICV CCV								P F
CAL ICV CCV								P F
CAL ICV CCV								P F

Specific Conductance	DEP SOP FT 1200	Date	Time	Standard (mS/cm)	Standard Lot #	Standard Exp. Date	Reading (mS/cm)	Pass or Fail
						Acceptance Criteria: +/- 5%		
(CAL) (ICV) CCV		7/6/10	0650	1413	7416	10-2010	1.105→1.413	(P) F
CAL ICV CCV								P F
CAL ICV CCV								P F
CAL ICV CCV								P F
CAL ICV CCV								P F
CAL ICV CCV								P F

pH	DEP SOP FT 1100	Date	Time	Standard (SU)	Standard Lot #	Standard Exp. Date	Reading (SU)	Pass or Fail
						Acceptance Criteria: +/-0.2 SU		
(CAL) (ICV) CCV		7/6/10	0645	4.0	2909313	08-2011	3.99→4.00	(P) F
(CAL) (ICV) CCV		"	"	7.0	28/0081	09-2010	6.82→7.00	(P) F
(CAL) (ICV) CCV		"	"	10.0	1906640	12-2010	10.11→10.02	(P) F
CAL ICV CCV								P F
CAL ICV CCV								P F
CAL ICV CCV								P F

ORP	SOP N/A	Date	Time	Std. mV @ Temp °C	Standard Lot #	Standard Exp. Date	Reading (mV)	Pass or Fail
						Geosyntec Acceptance Criteria: +/- 5%		
(CAL) (ICV) CCV		7/6/10	0655	240@25C	1203	11-2013	238.8-240.0	(P) F
CAL ICV CCV								P F
CAL ICV CCV								P F
CAL ICV CCV								P F

Specific Conductance Probe Cleaned? Yes (No) Disolved Oxygen membrane Changed? Yes (No)

0.1 - 10 NTU Std ____NTU	Date	Reading (NTU)	Pass or Fail
		Acceptance Criteria: +/- 10%	
CAL ICV CCV			P F
CAL ICV CCV			P F
CAL ICV CCV			P F
CAL ICV CCV			P F

11 - 40 NTU Std ____NTU	Date	Reading (NTU)	Pass or Fail
		Acceptance Criteria: +/- 8%	
CAL ICV CCV			P F
CAL ICV CCV			P F
CAL ICV CCV			P F
CAL ICV CCV			P F
CAL ICV CCV			P F
CAL ICV CCV			P F

41 - 100 NTU Std ____NTU	Date	Reading (NTU)	Pass or Fail
		Acceptance Criteria: +/- 6.5%	
CAL ICV CCV			P F
CAL ICV CCV			P F
CAL ICV CCV			P F
CAL ICV CCV			P F
CAL ICV CCV			P F
CAL ICV CCV			P F

>100 NTU Std ____NTU	Date	Reading (NTU)	Pass or Fail
		Acceptance Criteria: +/- 5%	
CAL ICV CCV			P F
CAL ICV CCV			P F
CAL ICV CCV			P F
CAL ICV CCV			P F

1. See Table FS 2200-2 on the back of this form

Comments:

CAL - Initial Calibration

ICV - Initial Calibration Verification

CCV - Continuing Calibration Verification

Allow adequate time for the dissolved oxygen sensor to equilibrate during air calibration

Calibrate specific conductance using at least two standards that bracket the range of expected sample readings (unless readings < 0.1 mS/cm then one standard of 0.1 mS/cm is acceptable)

Calibrate pH using at least two standards (typ. pH 4 and 7) that bracket the range of expected sample readings; always start with pH 7; add a third calibration point if needed (i.e. pH > 7)

If parameter fails to calibrate within SOP acceptance criteria then append sample results with a "J" qualifier

Geosyntec consultants

6/23/2009

DPT GEOCHEMICAL DATA FORM

Project Number: F005528

DPT Location: Time DPT0303(A)

Date: 7/6/10

~~DPT~~ JRO Location	Sample Depth	pH std units	Conductivity mS/cm	Turbidity NTUs	Diss. O_2 mg/L	Temp deg. C	Salinity %	TDS g/L	ORP mV
0942	6-10	8.39	1.242	—	0.87	24.10	0.62	0.807	632.0*
0944	6-10	8.41	1.239	—	0.86	23.93	0.62	0.805	631.7*
0946	6-10	8.43	1.238	—	0.86	23.89	0.62	0.804	631.9*
	Sampled at 0947								
1005	11-15	6.77	1.420	—	0.63	26.03	0.72	0.947	-140.2
1007	11-15	6.80	1.468	—	0.51	25.13	0.74	0.959	-146.1
1009	11-15	6.81	1.475	—	0.45	24.60	0.74	0.956	-147.5
	Sampled at 1010								
1019	16-20	7.31	1.545	—	1.24	25.89	0.78	1.006	-156.1
1021	16-20	7.28	1.541	—	0.47	24.70	0.77	1.001	-154.9
1023	16-20	7.24	1.538	—	0.38	24.17	0.77	0.998	-149.6
~~JRO~~	Sampled at 1024								
1039	23-27	7.29	1.678	—	0.29	26.53	0.91	1.186	-209.8
1041	23-27	7.47	1.647	—	0.20	25.30	0.93	1.192	-209.6
1043	23-27	7.50	1.816	—	0.18	24.93	0.86	1.081	-206.4
	Sampled at 1044								
1108	36-40	7.74	1.869	—	0.52	28.21	0.94	1.215	-239.5
1110	36-40	7.74	1.870	—	0.46	28.27	0.94	1.216	-235.1
1112	36-40	7.75	1.870	—	0.41	28.33	0.94	1.216	-232.9
	Sampled at 1113								

Note: Insert units if not provided on sheet.

J:\adminshr\rem-frm\DPTFRM.XLS

* ORP not working correctly on 1st sample.

DPT GEOCHEMICAL DATA FORM

Project Number: F005528

DPT Location: DPT0304 (B)

Date: 7/6/10

Time

~~DPT~~ Location	Sample Depth	pH std units	Conductivity mS/cm	Turbidity NTUs	Diss. O_2 mg/L	Temp deg. C	Salinity %	TDS g/L	ORP mV
1217	6-10	7.69	1.296	—	1.84	27.27	0.64	0.841	-105.3
1219	6-10	7.59	1.292	—	0.90	26.57	0.64	0.841	-104.9
1221	6-10	7.48	1.297	—	0.82	25.67	0.64	0.842	-102.7
	Sampled at 1222								
1318	11-15	7.15	1.506	—	1.29	27.77	0.75	0.978	-153.6
1320	11-15	7.16	1.506	—	1.06	26.74	0.75	0.981	-152.6
1322	11-15	7.17	1.505	—	0.96	25.72	0.75	0.978	-149.5
	Sampled at 1323								
1335	16-20	7.33	1.769	—	1.29	28.59	0.90	1.166	-212.4
1337	16-20	7.57	1.804	—	0.81	25.59	0.91	1.174	-213.4
1339	16-20	7.59	1.806	—	0.63	26.03	0.91	1.174	-211.3
	Sampled at 1340								
1352	23-27	7.84	1.263	—	0.71	31.21	0.56	0.717	-245.2
1354	23-27	7.96	0.924	—	0.54	29.74	0.40	0.526	-241.2
1356	23-27	7.97	0.795	—	0.47	29.03	0.40	0.534	-237.6
	Sampled at 1357								
1414	36-40	8.02	2.258	—	0.91	29.17	1.16	1.480	-211.2
1416	36-40	8.05	2.303	—	0.36	27.85	1.19	1.522	-226.3
1418	36-40	8.04	2.370	—	0.28	26.45	1.22	1.555	-231.0
	Sampled at 1419								

Note: Insert units if not provided on sheet.

DPT GEOCHEMICAL DATA FORM

DPT Location: DPT0305 (C)

Project Number: F050528

Date: 7/6/10

DPT Location	Sample Depth	pH std units	Conductivity mS/cm	Turbidity NTUs	Diss. O_2 mg/L	Temp deg. C	Salinity %	TDS g/L	ORP mV
1527	6-10	7.55	1.268	—	1.62	25.91	0.63	0.819	-115.3
1529	6-10	7.45	1.259	—	1.34	25.71	0.62	0.818	-113.6
1531	6-10	7.38	1.259	—	1.16	25.46	0.62	0.818	-112.0
	Sampled at		1532						
1539	11-15	7.58	1.611	—	0.96	24.56	0.81	1.045	590.2 *
1541	11-15	7.79	1.606	—	0.87	24.42	0.81	1.043	596.8 *
1543	11-15	7.94	1.603	—	0.80	24.27	0.81	1.041	604.8 *
	Sampled at		1544						
1554	16-20	8.59	1.964	—	0.37	27.16	1.00	1.288	577.3 *
1556	16-20	8.78	1.991	—	0.35	26.29	1.01	1.295	584.5 *
1558	16-20	8.93	1.997	—	0.36	25.73	1.01	1.298	591.2 *
	Sampled at		1559						
1616	23-27	9.99	2.183	—	2.23	26.24	1.13	1.457	665.0 *
1618	23-27	9.99	2.045	—	2.05	25.27	1.02	1.300	654.3 *
1620	23-27	9.99	2.019	—	2.04	25.06	1.01	1.286	654.0 *
	Sampled at		1621						
~~1638~~	36-40	No readings Taken							
~~1640~~	36-40	due To low							
~~1642~~	36-40	recovery.							
	Sampled at		1643						

Note: Insert units if not provided on sheet.

J:\adminshr\rem-frm\DPTFRM.XLS

* ORP & pH probe malfunctioning - possibly due to heat

DPT GEOCHEMICAL DATA FORM

Project Number: F085528

DPT Location: DPT0306 (D)

Date: 7/6/10 & 7/7/10

DPT Location (Time)	Sample Depth	pH std units	Conductivity mS/cm	Turbidity NTUs	Diss. O_2 mg/L	Temp deg. C	Salinity %	TDS g/L	ORP mV
7/6/10									
1707	6-10	7.82	1.461	—	1.16	27.88	0.73	0.942	-117.8
1709	6-10	7.69	1.444	—	0.83	26.87	0.72	0.933	-114.9
1711	6-10	7.59	1.426	—	0.71	26.43	0.70	0.914	-111.8
	Sampled at 1712								
1801	11-15	7.24	1.385	—	0.90	29.21	0.68	0.893	-146.8
1803	11-15	7.28	1.381	—	0.66	26.70	0.69	0.898	-142.6
1805	11-15	7.26	1.382	—	0.44	25.47	0.69	0.898	-137.6
	Sampled at 1806								
1813	16-20	7.25	1.897	—	0.30	27.22	1.01	1.302	-195.7
1815	16-20	7.44	2.060	—	0.24	26.17	1.07	1.367	-205.3
1817	16-20	7.50	2.122	—	0.23	25.34	1.09	1.386	-203.9
	Sampled at 1818								
1828	23-27	8.00	1.894	—	0.14	24.39	0.98	1.229	-268.5
1830	23-27	8.01	1.889	—	0.14	24.33	0.95	1.216	-266.9
1832	23-27	8.01	1.898	—	0.14	24.24	0.97	1.252	-268.0
	Sampled at 1833								
7/7/10									
0713	36-40	6.98	2.092	—	3.71	24.11	1.09	1.384	-170.8
0715	36-40	7.06	2.145	—	3.43	24.02	1.10	1.400	-193.0
0719	36-40	7.10	2.160	—	3.23	23.98	1.11	1.410	-207.5
	Sampled at 0720								

Note: Insert units if not provided on sheet.

Geosyntec consultants

DAILY FIELD REPORT

Page 1 of 1

Project: LC34
Project No.: FOOSS2B
Date: 7/7/10
Task No.: 5.2
Contractors: EDS - Glen Pennington + Giovanni Barrera; KB Labs - Glen Jackson

Work Performed

Well Installation:		Sampling Soil:	
Soil Borings:		Sampling SW/Sediment:	
DPT:	X	Sampling Monitor Wells:	
Well Inventory:		Sampling Hazardous Waste:	
Other:		Sampling Drums:	

Observations/Issues of Concern

0600 Arrive at office. Calibrate + load equipment. Travel to site.
0700 Meet EDS + KB labs on site. Call Duty office. Collect 40' sample from DPT0306. Sample DPT0307, DPT0308, DPT0309, and DPT0310. Surface grout locations.
1700 Leave site.

Plans/Future Activities

Sample depths: 6-10', 11-15', 16-20', 23-27' + 36-40'

Janet Barfus 7/7/10
Signature/Date

Geosyntec Consultants
Water Quality Instrument Calibration Form

Project/Site: LC34 Project #: FA005523 Field Personnel: Jan Barfus

Water Quality Meter - Model/Serial #: YSI 556 / 09F100231 Turbidimeter - Model/Serial #

Dissolved Oxygen	DEP SOP FT 1500	Date	Time	Temp (°C)	Saturation (mg/L)[1]	Reading (mg/L)	Reading (%)	Pass or Fail
						Acceptance Criteria: +/-0.3mg/L		
(CAL) (ICV) CCV		7/7/10	0630	22.76	8.611	8.89→8.60	102.9→99.8	(P) F
CAL ICV CCV								P F
CAL ICV CCV								P F
CAL ICV CCV								P F

Specific Conductance	DEP SOP FT 1200	Date	Time	Standard (mS/cm)	Standard Lot #	Standard Exp. Date	Reading (mS/cm)	Pass or Fail
						Acceptance Criteria: +/- 5%		
(CAL) (ICV) CCV		7/7/10	0620	1.413	7416	10-2010	1.492→1.413	(P) F
CAL ICV CCV								P F
CAL ICV CCV								P F
CAL ICV CCV								P F
CAL ICV CCV								P F
CAL ICV CCV								P F

pH	DEP SOP FT 1100	Date	Time	Standard (SU)	Standard Lot #	Standard Exp. Date	Reading (SU)	Pass or Fail
						Acceptance Criteria: +/-0.2 SU		
(CAL) (ICV) CCV		7/7/10	0615	pH4	2909317	08-2011	4.22→4.00	(P) F
(CAL) (ICV) CCV		"	"	pH7	2810081	09-2010	6.81→7.01	(P) F
(CAL) (ICV) CCV		"	"	pH10	1906690	12-2010	10.01→10.03	(P) F
CAL ICV CCV								P F
CAL ICV CCV								P F
CAL ICV CCV								P F

ORP	SOP N/A	Date	Time	Std. mV @ Temp °C	Standard Lot #	Standard Exp. Date	Reading (mV)	Pass or Fail
						Geosyntec Acceptance Criteria: +/- 5%		
(CAL) (ICV) CCV		7/7/10	0625	240@25C	1203	11-2013	245.9-240.0	(P) F
CAL ICV CCV								P F
CAL ICV CCV								P F
CAL ICV CCV								P F

Specific Conductance Probe Cleaned? Yes (No) Disolved Oxygen membrane Changed? Yes (No)

0.1 - 10 NTU Std ____NTU	Date	Reading (NTU)	Pass or Fail
		Acceptance Criteria: +/- 10%	
CAL ICV CCV			P F
CAL ICV CCV			P F
CAL ICV CCV			P F
CAL ICV CCV			P F

11 - 40 NTU Std ____NTU	Date	Reading (NTU)	Pass or Fail
		Acceptance Criteria: +/- 8%	
CAL ICV CCV			P F
CAL ICV CCV			P F
CAL ICV CCV			P F
CAL ICV CCV			P F
CAL ICV CCV			P F
CAL ICV CCV			P F

41 - 100 NTU Std ____NTU	Date	Reading (NTU)	Pass or Fail
		Acceptance Criteria: +/- 6.5%	
CAL ICV CCV			P F
CAL ICV CCV			P F
CAL ICV CCV			P F
CAL ICV CCV			P F
CAL ICV CCV			P F
CAL ICV CCV			P F

>100 NTU Std ____NTU	Date	Reading (NTU)	Pass or Fail
		Acceptance Criteria: +/- 5%	
CAL ICV CCV			P F
CAL ICV CCV			P F
CAL ICV CCV			P F
CAL ICV CCV			P F

1. See Table FS 2200-2 on the back of this form

Comments:

CAL - Initial Calibration

ICV - Initial Calibration Verification

CCV - Continuing Calibration Verification

Allow adequate time for the dissolved oxygen sensor to equilibrate during air calibration

Calibrate specific conductance using at least two standards that bracket the range of expected sample readings (unless readings < 0.1 mS/cm then one standard of 0.1 mS/cm is acceptable)

Calibrate pH using at least two standards (typ. pH 4 and 7) that bracket the range of expected sample readings; always start with pH 7; add a third calibration point if needed (i.e. pH > 7)

If parameter fails to calibrate within SOP acceptance criteria then append sample results with a "J" qualifier

Geosyntec consultants

DPT GEOCHEMICAL DATA FORM

DPT Location: DPT0307 (F)

Project Number: F005520

Date: 7/7/10

~~DPT~~ Time Location	Sample Depth	pH std units	Conductivity mS/cm	Turbidity NTUs	Diss. O_2 mg/L	Temp deg. C	Salinity %	TDS g/L	ORP mV
0821	6-10	7.85	0.635	—	1.74	27.39	0.31	0.413	-146.0
0823	6-10	7.77	0.636	—	0.95	27.25	0.31	0.414	-151.7
0825	6-10	7.70	0.637	—	0.71	27.19	0.31	0.415	-153.1
	Sampled at		0826						
0834	11-15	7.32	0.666	—	0.17	27.37	0.32	0.440	-179.1
0836	11-15	7.33	0.681	—	0.15	26.65	0.33	0.445	-177.8
0838	11-15	7.33	0.685	—	0.15	26.32	0.33	0.446	-176.5
	Sampled at		0839						
0848	16-20	7.14	1.501	—	0.17	28.08	0.80	1.058	-187.1
0850	16-20	7.11	1.671	—	0.14	27.16	0.85	1.104	-183.3
0852	16-20	7.10	1.707	—	0.15	26.72	0.86	1.115	-179.6
	Sampled at		0853						
0905	23-27	7.38	1.509	—	0.16	28.38	0.76	0.995	-226.3
0907	23-27	7.41	1.546	—	0.13	27.84	0.77	0.998	-222.2
0909	23-27	7.42	1.508	—	0.11	27.46	0.73	0.946	-219.2
	Sampled at		0910						
~~0918~~	36-40	No readings		taken					
~~0920~~	36-40	due to low		—					
~~0922~~	36-40	recovery		—					
	Sampled at		0929						

Note: Insert units if not provided on sheet.

DPT GEOCHEMICAL DATA FORM

DPT Location: DPT0308 (G)

Project Number: F0Ø552B

Date: 7/7/10

Time ~~DPT Location~~ TRD	Sample Depth	pH std units	Conductivity mS/cm	Turbidity NTUs	Diss. O_2 mg/L	Temp deg. C	Salinity %	TDS g/L	ORP mV
1035	6-10	7.95	0.661	—	1.21	30.73	0.31	0.415	-144.4
1037	6-10	7.82	0.626	—	0.85	30.09	0.30	0.400	-146.0
1039	6-10	7.73	0.611	—	0.74	29.81	0.29	0.395	-144.2
	Sampled at		1040						
1050	11-15	7.15	0.725	—	1.01	31.85	0.42	0.564	-149.8
1052	11-15	7.17	0.851	—	0.32	30.01	0.39	0.517	-162.3
1054	11-15	7.25	0.760	—	0.28	28.95	0.36	0.477	-163.5
	Sampled at		1055						
1104	16-20	7.18	1.535	—	0.22	31.78	0.79	1.033	-190.0
1106	16-20	7.25	1.597	—	0.14	31.83	0.79	1.039	-194.6
1108	16-20	7.28	1.598	—	0.13	31.96	0.80	1.040	-198.2
	Sampled at		1109						
1118	23-27	7.58	1.238	—	0.07	32.15	0.51	0.620	-244.8
1120	23-27	7.67	0.698	—	0.06	32.09	0.32	0.439	-246.4
1122	23-27	7.70	0.665	—	0.06	32.15	0.32	0.428	-247.4
	Sampled at		1123						
1138	36-40	7.86	0.638	—	1.88	33.73	0.30	0.414	-250.6
1140	36-40	7.85	0.632	—	0.98	33.76	0.30	0.409	-252.1
1142	36-40	7.86	0.625	—	0.78	33.69	0.30	0.405	-252.4
	Sampled at		1143						

Note: Insert units if not provided on sheet.

J:\adminshr\rem-frm\DPTFRM.XLS

DPT GEOCHEMICAL DATA FORM

DPT Location: DPT0309 (H)

Project Number: F0055.28

Date: 7/7/10

Time DPT Location	Sample Depth	pH std units	Conductivity mS/cm	Turbidity NTUs	Diss. O_2 mg/L	Temp deg. C	Salinity %	TDS g/L	ORP mV
1257	6-10	7.80	0.598	—	1.71	31.17	0.29	0.388	-152.0
1259	6-10	7.87	0.594	—	0.94	30.32	0.28	0.384	-152.7
1301	6-10	7.58	0.589	—	0.75	29.82	0.28	0.383	-150.9
	Sampled at		1302						
1307	11-15	7.29	0.535	—	0.29	29.61	0.25	0.305	-177.8
1309	11-15	7.37	0.407	—	0.25	29.59	0.18	0.242	-183.0
1311	11-15	7.42	0.362	—	0.24	29.39	0.17	0.232	-184.5
	Sampled at		1312						
1321	16-20	7.40	0.424	—	0.20	29.08	0.20	0.273	-190.3
1323	16-20	7.43	0.415	—	0.20	29.37	0.19	0.262	-191.7
1325	16-20	7.44	0.383	—	0.15	29.07	0.18	0.239	-192.7
	Sampled at		1326						
1335	23-27	7.43	0.240	—	0.16	29.22	0.11	0.151	-199.2
1337	23-27	7.42	0.229	—	0.11	29.45	0.11	0.148	-199.4
1339	23-27	7.41	0.227	—	0.11	29.12	0.11	0.147	-199.1
	Sampled at		1340						
1353	36-40	7.40	0.212	—	1.49	29.84	0.10	0.137	-198.9
1355	36-40	7.38	0.209	—	0.70	29.27	0.10	0.135	-198.2
1357	36-40	7.37	0.207	—	0.48	28.90	0.10	0.134	-188.8
	Sampled at		1358						

Note: Insert units if not provided on sheet.

DPT GEOCHEMICAL DATA FORM

Project Number: FORT13

DPT Location: Time DPT0310 (J)

Date: 7/7/10

~~DPT~~ Location	Sample Depth	pH std units	Conductivity µS/cm	Turbidity NTUs	Diss. O_2 g/L	Temp deg. C	Salinity %	TDS g/L	ORP mV
1501	6-10	7.79	0.712	—	3.73	27.43	0.34	0.463	-60.4
1503	6-10	7.71	0.712	—	3.49	27.32	0.34	0.463	-62.7
1505	6-10	7.68	0.712	—	3.42	27.21	0.34	0.463	-65.0
	Sampled at 1506								
1511	11-15	7.82	0.684	—	0.29	28.64	0.33	0.440	-186.0
1513	11-15	7.83	0.674	—	0.28	27.90	0.32	0.435	-189.4
1515	11-15	7.82	0.664	—	0.27	27.71	0.32	0.427	-192.5
	Sampled at 1516								
1526	16-20	7.73	0.790	—	0.20	28.56	0.38	0.508	-243
1528	16-20	7.71	0.774	—	0.19	28.16	0.37	0.499	-245.8
1530	16-20	7.69	0.763	—	0.19	27.85	0.37	0.493	-248.7
	Sampled at 1531								
1544	23-27	7.73	0.867	—	0.14	32.19	0.42	0.561	-267.9
1546	23-27	7.75	0.859	—	0.14	32.05	0.41	0.543	-268.0
1548	23-27	7.75	0.568	—	0.12	31.55	0.20	0.265	-269.1
	Sampled at 1549								
1610	36-40	7.75	0.998	—	1.59	28.92	0.72	0.984	-280.0
1612	36-40	7.86	1.677	—	1.31	28.31	0.85	1.100	-280.5
1614	36-40	7.87	1.710	—	0.91	28.23	0.86	1.116	-280.8
	Sampled at 1615								

Note: Insert units if not provided on sheet.

Geosyntec consultants

DAILY FIELD REPORT

Page 1 of 1

Project: LC34
Project No.: F00552B
Date: 7/8/10
Task No.: 5.2
Contractors: EDS - Glen Pennington + Giovanni Borrero; KB Labs - Tuan Luu

Work Performed

Well Installation:
Soil Borings:
DPT: X
Well Inventory:
Other:

Sampling Soil:
Sampling SW/Sediment:
Sampling Monitor Wells:
Sampling Hazardous Waste:
Sampling Drums:

Observations/Issues of Concern

0600 Arrive at office. Calibrate + load equipment. Travel to site.
0700 meet EDS + KB Labs on site. Call CCAFS duty office. Conduct Tailgate meeting. Sample DPT0139, DPT0165, DPT0230, DPT0249, DPT0248, DPT0231, DPT0228, DPT0209 DPT0208, DPT0210 and DPT0178. Surface grout holes.
1715 Leave site.

Plans/Future Activities

Sample depths: 11-15' + 36-40'

Janet Barfuss 7/8/10
Signature/Date

Geosyntec Consultants
Water Quality Instrument Calibration Form

Project/Site: LC34 Project #: F08552 Field Personnel: Jan Barfus

Water Quality Meter - Model/Serial #: YSI 556 / 09F100231 Turbidimeter - Model/Serial #

Dissolved Oxygen	DEP SOP FT 1500	Date	Time	Temp (°C)	Saturation (mg/L)[1]	Reading (mg/L)	Reading (%)	Pass or Fail
						Acceptance Criteria: +/-0.3mg/L		
(CAL) (ICV) CCV		7/8/10	0625	22.55	8.644	11.01→8.65	127.3→100	(P) F
CAL ICV CCV								P F
CAL ICV CCV								P F
CAL ICV CCV								P F

Specific Conductance	DEP SOP FT 1200	Date	Time	Standard (mS/cm)	Standard Lot #	Standard Exp. Date	Reading (mS/cm)	Pass or Fail
						Acceptance Criteria: +/- 5%		
(CAL) (ICV) CCV		7/8/10	0615	1.413	7416	10-2010	1.577→1.418	(P) F
CAL ICV CCV								P F
CAL ICV CCV								P F
CAL ICV CCV								P F
CAL ICV CCV								P F
CAL ICV CCV								P F

pH	DEP SOP FT 1100	Date	Time	Standard (SU)	Standard Lot #	Standard Exp. Date	Reading (SU)	Pass or Fail
						Acceptance Criteria: +/-0.2 SU		
(CAL) (ICV) CCV		7/8/10	0610	pH4	2909313	08-2011	3.92→4.00	(P) F
(CAL) (ICV) CCV		"	"	pH7	2810081	09-2010	6.91→7.01	(P) F
(CAL) (ICV) CCV		"	"	pH10	1906640	12-2010	10.17→10.04	(P) F
CAL ICV CCV								P F
CAL ICV CCV								P F
CAL ICV CCV								P F

ORP	SOP N/A	Date	Time	Std. mV @ Temp °C	Standard Lot #	Standard Exp. Date	Reading (mV)	Pass or Fail
						Geosyntec Acceptance Criteria: +/- 5%		
(CAL) (ICV) CCV		7/8/10	0620	240@25°C	1203	11-2013	238.3→240.1	(P) F
CAL ICV CCV								P F
CAL ICV CCV								P F
CAL ICV CCV								P F

Specific Conductance Probe Cleaned? Yes (No) Disolved Oxygen membrane Changed? Yes (No)

0.1 - 10 NTU Std ____NTU	Date	Reading (NTU)	Pass or Fail
		Acceptance Criteria: +/- 10%	
CAL ICV CCV			P F
CAL ICV CCV			P F
CAL ICV CCV			P F
CAL ICV CCV			P F

11 - 40 NTU Std ____NTU	Date	Reading (NTU)	Pass or Fail
		Acceptance Criteria: +/- 8%	
CAL ICV CCV			P F
CAL ICV CCV			P F
CAL ICV CCV			P F
CAL ICV CCV			P F
CAL ICV CCV			P F
CAL ICV CCV			P F

41 - 100 NTU Std ____NTU	Date	Reading (NTU)	Pass or Fail
		Acceptance Criteria: +/- 6.5%	
CAL ICV CCV			P F
CAL ICV CCV			P F
CAL ICV CCV			P F
CAL ICV CCV			P F
CAL ICV CCV			P F
CAL ICV CCV			P F

>100 NTU Std ____NTU	Date	Reading (NTU)	Pass or Fail
		Acceptance Criteria: +/- 5%	
CAL ICV CCV			P F
CAL ICV CCV			P F
CAL ICV CCV			P F
CAL ICV CCV			P F

1. See Table FS 2200-2 on the back of this form

Comments:

CAL - Initial Calibration

ICV - Initial Calibration Verification

CCV - Continuing Calibration Verification

Allow adequate time for the dissolved oxygen sensor to equilibrate during air calibration

Calibrate specific conductance using at least two standards that bracket the range of expected sample readings (unless readings < 0.1 mS/cm then one standard of 0.1 mS/cm is acceptable)

Calibrate pH using at least two standards (typ. pH 4 and 7) that bracket the range of expected sample readings; always start with pH 7; add a third calibration point if needed (i.e. pH > 7)

If parameter fails to calibrate within SOP acceptance criteria then append sample results with a "J" qualifier

Geosyntec consultants

6/23/2009

DPT GEOCHEMICAL DATA FORM

DPT Location: DPT0165

Project Number: F00552

Date: 7/8/10

~~DPT~~ Time Location	Sample Depth	pH std units	Conductivity m S/cm	Turbidity NTUs	Diss. O_2 m g/L	Temp deg. C	Salinity %	TDS g/L	ORP mV
0715	11-15	6.53	0.595	—	1.27	25.75	0.29	0.391	-77.9
0717	11-15	6.63	0.603	—	0.98	25.71	0.29	0.392	-114.5
0719	11-15	6.72	0.603	—	0.83	25.51	0.29	0.392	-129.2
	Sampled at 0720								
0729	36-40	7.36	1.360	—	2.61	23.93	0.92	1.193	-230.9
0731	36-40	7.50	1.887	—	0.51	24.32	0.97	1.910	-232.8
0733	36-40	7.49	1.927	—	0.41	24.66	0.99	1.947	-240.0
	Sampled at 0734								

Note: Insert units if not provided on sheet.

DPT GEOCHEMICAL DATA FORM

DPT Location: DPT0139

Project Number: F00552

Date: 7/8/10

~~DPT~~ Time Location	Sample Depth	pH std units	Conductivity mS/cm	Turbidity NTUs	Diss. O_2 mg/L	Temp deg. C	Salinity %	TDS g/L	ORP mV
0800	11-15	8.07	0.653	—	1.37	26.27	0.31	0.424	-105.0
0802	11-15	7.99	0.654	—	0.99	26.02	0.32	0.424	-153.5
0804	11-15	7.91	0.652	—	0.81	25.96	0.31	0.423	-162.5
	Sampled at		0805						
0814	36-40	7.83	0.926	—	0.91	27.09	0.81	1.078	-189.1
0816	36-40	7.82	1.764	—	0.33	27.14	0.89	1.154	-204.7
0818	36-40	7.85	1.777	—	0.24	27.21	0.90	1.160	-211.7
	Sampled at		0819						

Note: Insert units if not provided on sheet.

DPT GEOCHEMICAL DATA FORM

Project Number: F005528

DPT Location: ~~DPT~~ Temp DPT0230

Date: 7/8/10

~~DPT~~ Location	Sample Depth	pH std units	Conductivity mS/cm	Turbidity NTUs	Diss. O_2 mg/L	Temp deg. C	Salinity %	TDS g/L	ORP mV
0923	11-15	7.94	0.940	—	2.20	24.86	0.46	0.612	-143.2
0925	11-15	7.89	0.943	—	1.50	24.62	0.46	0.617	-146.3
0927	11-15	7.84	0.949	—	1.18	24.54	0.47	0.618	-147.4
	Sampled at 0928								
0941	36-40	7.42	1.592	—	0.75	26.51	0.85	1.126	-218.0
0943	36-40	7.62	1.869	—	0.28	25.77	0.99	1.280	-222.0
0945	36-40	7.69	2.009	—	0.27	25.24	1.02	1.300	-217.4
	Sampled at 0946								

Note: Insert units if not provided on sheet.

J:\adminshr\rem-frm\DPTFRM.XLS

DPT GEOCHEMICAL DATA FORM

DPT Location: DPT0249

Project Number: F005528

Date: 7/8/10

~~DPT~~ Time Location	Sample Depth	pH std units	Conductivity mS/cm	Turbidity NTUs	Diss. O_2 mg/L	Temp deg. C	Salinity %	TDS g/L	ORP mV
1010	11-15	7.91	0.935	—	2.56	25.36	0.46	0.606	-141.2
1012	11-15	7.80	0.941	—	1.63	25.06	0.46	0.606	-140.1
1014	11-15	7.69	0.822	—	1.20	25.20	0.38	0.513	-141.5
	Sampled at 1015								
~~1019~~									
1025	36-40	7.51	1.103	—	0.81	29.89	0.63	0.849	-166.2
1027	36-40	7.49	1.331	—	0.28	30.00	0.61	0.746	-166.3
1029	36-40	7.48	0.978	—	0.17	29.96	0.40	0.515	-166.0
	Sampled at 1030								

Note: Insert units if not provided on sheet.

J:\adminshr\rem-frm\DPTFRM.XLS

DPT GEOCHEMICAL DATA FORM

DPT Location: DPT0248

Project Number: F080552B

Date: 7/8/10

~~DPT~~ Time Location	Sample Depth	pH std units	Conductivity mS/cm	Turbidity NTUs	Diss. O_2 mg/L	Temp deg. C	Salinity %	TDS g/L	ORP mV
1112	11-15	7.64	1.077	—	1.99	25.78	0.54	0.711	-149.0
1114	11-15	7.50	1.126	—	0.92	24.86	0.56	0.732	-136.7
1116	11-15	7.44	1.127	—	0.80	24.74	0.56	0.733	-133.2
	Sampled at 1117								
1130	36-40	7.57	1.555	—	0.25	28.62	0.84	1.148	-228.8
1132	36-40	7.67	1.863	—	0.19	27.41	0.99	1.271	-237.2
1134	36-40	7.72	1.975	—	0.18	26.93	1.01	1.299	-243.4
	Sampled at 1135								

Note: Insert units if not provided on sheet.

J:\adminshr\rem-frm\DPTFRM.XLS

DPT GEOCHEMICAL DATA FORM

DPT Location: DPT0231

Project Number: F0552B

Date: 7/8/10

Time DPT Location	Sample Depth	pH std units	Conductivity mS/cm	Turbidity NTUs	Diss. O_2 mg/L	Temp deg. C	Salinity %	TDS g/L	ORP mV
1154	11-15	8.09	1.163	—	1.67	28.47	0.56	0.741	-225.4
1156	11-15	8.07	1.129	—	1.29	27.70	0.55	0.732	-226.8
1158	11-15	8.06	1.123	—	1.12	27.04	0.55	0.731	-227.9
	Sampled at 1159								
1210	36-40	8.06	1.795	—	0.24	28.29	0.96	1.240	-262.9
1212	36-40	8.08	1.945	—	0.16	27.17	1.00	1.282	-263.4
1214	36-40	8.10	1.993	—	0.16	26.34	1.01	1.307	-268.8
	Sampled at 1215								

Note: Insert units if not provided on sheet.

DPT GEOCHEMICAL DATA FORM

DPT Location: Time DPT0209

Project Number: F085520

Date: 7/8/10

~~DPT~~ Location FB3	Sample Depth	pH std units	Conductivity mS/cm	Turbidity NTUs	Diss. O_2 mg/L	Temp deg. C	Salinity %	TDS g/L	ORP mV
1357	11-15	7.84	1.159	—	1.36	27.96	0.57	0.746	-180.4
1359	11-15	7.73	1.145	—	1.15	27.27	0.57	0.747	-172.4
1401	11-15	7.66	1.149	—	0.98	26.79	0.57	0.754	-166.8
	Sampled at 1402								
FB2									
1412	36-40	7.68	1.040	—	1.27	29.51	0.51	0.708	-224.1
1414	36-40	7.74	1.173	—	1.00	28.90	0.58	0.772	-221.9
1416	36-40	7.75	1.195	—	0.90	28.29	0.59	0.774	-220.4
	Sampled at 1417								

Note: Insert units if not provided on sheet.

DPT GEOCHEMICAL DATA FORM

DPT Location: Time DPT0228

Project Number: F080528

Date: 7/8/10

DPT Location Grp	Sample Depth	pH std units	Conductivity mS/cm	Turbidity NTUs	Diss. O_2 mg/L	Temp deg. C	Salinity %	TDS g/L	ORP mV
1318	11-15	7.89	1.470	—	1.66	28.00	0.73	0.947	-161.5
1320	11-15	7.82	1.442	—	0.99	27.04	0.71	0.930	-163.1
1322	11-15	7.74	1.426	—	0.86	26.66	0.71	0.924	-161.9
	Sampled at 1323								
1334	36-40	7.55	1.624	—	0.45	31.35	0.90	1.190	-228.2
1336	36-40	7.80	1.893	—	0.23	29.18	0.98	1.268	-239.7
1338	36-40	7.86	1.972	—	0.22	27.92	1.01	1.298	-243.2
	Sampled at 1339								

Note: Insert units if not provided on sheet.

J:\adminshr\rem-frm\DPTFRM.XLS

DPT GEOCHEMICAL DATA FORM

Project Number: F080528

DPT Location: DPT0208

Date: 7/8/10

~~DPT~~ Time ~~Location~~	Sample Depth	pH std units	Conductivity mS/cm	Turbidity NTUs	Diss. O_2 mg/L	Temp deg. C	Salinity %	TDS g/L	ORP mV
1453	11-15	9.68	0.667	—	0.93	25.74	0.32	0.433	575.8 *
1455	11-15	9.75	0.668	—	0.83	25.49	0.32	0.434	576.1 *
1457	11-15	9.28	0.665	—	0.76	25.27	0.32	0.431	458.2 *
	Sampled at 1458								
1511	36-40	7.57	1.413	—	0.32	30.21	0.61	0.777	-209.8
1513	36-40	7.61	1.166	—	0.25	29.69	0.57	0.753	-209.9
1515	36-40	7.61	1.161	—	0.23	29.14	0.57	0.757	-210.0
	Sampled at 1516								

Note: Insert units if not provided on sheet.

J:\adminshr\rem-frm\DPTFRM.XLS

* ORP & pH probe are malfunctioning, due to silt build up in Flow cell. Corrected for next readings.

DPT GEOCHEMICAL DATA FORM

Project Number: F085528

DPT Location: DPT0210

Date: 7/8/10

~~DPT~~ Time Location	Sample Depth	pH std units	Conductivity m S/cm	Turbidity NTUs	Diss. O_2 mg/L	Temp deg. C	Salinity %	TDS g/L	ORP mV
1533	11-15	7.94	0.652	—	0.65	29.20	0.31	0.414	-186.9
1535	11-15	7.92	0.626	—	0.57	28.63	0.30	0.399	-160.8
1537	11-15	7.90	0.604	—	0.52	28.10	0.29	0.386	-164.3
	Sampled at 1538								
1550	36-40	7.65	1.201	—	0.55	30.30	0.77	1.039	-220.4
1552	36-40	7.67	1.712	—	0.28	28.47	0.93	1.224	-236.7
1554	36-40	7.81	1.941	—	0.20	26.91	0.19	1.286	-239.5
	Sampled at 1555								

Note: Insert units if not provided on sheet.

DPT GEOCHEMICAL DATA FORM

Project Number: F08528

DPT Location: DPT0178

Date: 7/8/10

Time

~~DPT~~ Location	Sample Depth	pH std units	Conductivity mS/cm	Turbidity NTUs	Diss. O_2 mg/L	Temp deg. C	Salinity %	TDS g/L	ORP mV
1640	11-15	8.01	0.788	—	2.18	26.48	0.39	0.515	-179.1
1642	11-15	7.89	0.789	—	1.60	25.77	0.38	0.511	-174.7
1644	11-15	7.77	0.784	—	1.29	25.49	0.38	0.508	-169.4
	Sampled at 1645								
~~1650~~	36-40	No readings		taken					
~~1700~~	36-40	due to low		—					
~~1702~~	36-40	recovery.		—					
	Sampled at 1703								

Note: Insert units if not provided on sheet.

Geosyntec consultants

DAILY FIELD REPORT

Page 1 of 1

Project: LC34 Date: 7/9/10
Project No.: F08552B Task No.: F08520
Contractors: EDS- Glen Pennington + Giovanni Borrero; KB Labs - Juan Luu

Work Performed

Well Installation: _____
Soil Borings: _____
DPT: X
Well Inventory: _____
Other: _____

Sampling Soil: _____
Sampling SW/Sediment: _____
Sampling Monitor Wells: _____
Sampling Hazardous Waste: _____
Sampling Drums: _____

Observations/Issues of Concern

0600 Arrive at office. Load equipment. Travel to site.
0645 meet EDS + KB labs on site. Call CCAFS Duty office. Calibrate YSI. Locate DPT0220 + DPT0211 with GPS. Sample DPT0216, DPT0220, DPT0211, DPT0092 + DPT0078.
1130 Lunch
1200 Sample DPT0173, DPT0172, DPT0233 + DPT0311. Surface grout holes.
1700 Leave site.

Plans/Future Activities

IDW Drum # 183400
Spill Pallet # 170362

Janet Barker 7/9/10
Signature/Date

Geosyntec Consultants
Water Quality Instrument Calibration Form

Project/Site: LC34 Project #: FØ552B Field Personnel: Jan Barfus

Water Quality Meter - Model/Serial #: YSI 556 / 09F100231 Turbidimeter - Model/Serial #

Dissolved Oxygen	DEP SOP FT 1500	Date	Time	Temp (°C)	Saturation (mg/L)[1]	Reading (mg/L)	Reading (%)	Pass or Fail
						Acceptance Criteria: +/-0.3mg/L		
(CAL) (ICV) CCV		7/9/10	0715	23.8	8.450	8.34→8.45	98.6→99.9	P F
CAL ICV CCV								P F
CAL ICV CCV								P F
CAL ICV CCV								P F

Specific Conductance	DEP SOP FT 1200	Date	Time	Standard (mS/cm)	Standard Lot #	Standard Exp. Date	Reading (mS/cm)	Pass or Fail
						Acceptance Criteria: +/- 5%		
(CAL) (ICV) CCV		7/9/10	0705	1.413	7416	10-2010	1.369→1.412	P F
CAL ICV CCV								P F
CAL ICV CCV								P F
CAL ICV CCV								P F
CAL ICV CCV								P F
CAL ICV CCV								P F

pH	DEP SOP FT 1100	Date	Time	Standard (SU)	Standard Lot #	Standard Exp. Date	Reading (SU)	Pass or Fail
						Acceptance Criteria: +/-0.2 SU		
(CAL) (ICV) CCV		7/9/10	0700	pH4	2909213	08-2011	4.22→4.00	P F
(CAL) (ICV) CCV		"	"	pH7	2510051	09-2010	6.94→7.00	P F
(CAL) (ICV) CCV		"	"	pH10	1906640	12-2010	9.96→10.02	P F
CAL ICV CCV								P F
CAL ICV CCV								P F
CAL ICV CCV								P F

ORP	SOP N/A	Date	Time	Std. mV @ Temp °C	Standard Lot #	Standard Exp. Date	Reading (mV)	Pass or Fail
						Geosyntec Acceptance Criteria: +/- 5%		
(CAL) (ICV) CCV		7/9/10	0710	240@25°C	1203	11-2013	232.4→240.0	P F
CAL ICV CCV								P F
CAL ICV CCV								P F
CAL ICV CCV								P F

Specific Conductance Probe Cleaned? Yes (No) Disolved Oxygen membrane Changed? Yes (No)

0.1 - 10 NTU Std ____NTU	Date	Reading (NTU)	Pass or Fail
		Acceptance Criteria: +/- 10%	
CAL ICV CCV			P F
CAL ICV CCV			P F
CAL ICV CCV			P F
CAL ICV CCV			P F

11 - 40 NTU Std ____NTU	Date	Reading (NTU)	Pass or Fail
		Acceptance Criteria: +/- 8%	
CAL ICV CCV			P F
CAL ICV CCV			P F
CAL ICV CCV			P F
CAL ICV CCV			P F
CAL ICV CCV			P F
CAL ICV CCV			P F

41 - 100 NTU Std ____NTU	Date	Reading (NTU)	Pass or Fail
		Acceptance Criteria: +/- 6.5%	
CAL ICV CCV			P F
CAL ICV CCV			P F
CAL ICV CCV			P F
CAL ICV CCV			P F
CAL ICV CCV			P F
CAL ICV CCV			P F

>100 NTU Std ____NTU	Date	Reading (NTU)	Pass or Fail
		Acceptance Criteria: +/- 5%	
CAL ICV CCV			P F
CAL ICV CCV			P F
CAL ICV CCV			P F
CAL ICV CCV			P F

1. See Table FS 2200-2 on the back of this form

CAL - Initial Calibration

ICV - Initial Calibration Verification

CCV - Continuing Calibration Verification

Allow adequate time for the dissolved oxygen sensor to equilibrate during air calibration

Calibrate specific conductance using at least two standards that bracket the range of expected sample readings (unless readings < 0.1 mS/cm then one standard of 0.1 mS/cm is acceptable)

Calibrate pH using at least two standards (typ. pH 4 and 7) that bracket the range of expected sample readings; always start with pH 7; add a third calibration point if needed (i.e. pH > 7)

If parameter fails to calibrate within SOP acceptance criteria then append sample results with a "J" qualifier

Comments:

Geosyntec consultants

DPT GEOCHEMICAL DATA FORM

Project Number: F00552B

DPT Location: DPT0216

Date: 7/9/10

~~DPT Location~~ Time	Sample Depth	pH std units	Conductivity mS/cm	Turbidity NTUs	Diss. O_2 mg/L	Temp deg. C	Salinity %	TDS g/L	ORP mV
0721	11-15	7.33	0.858	—	1.68	24.13	0.42	0.558	-102.7
0723	11-15	7.25	0.857	—	1.51	24.00	0.42	0.556	-104.6
0725	11-15	7.22	0.856	—	1.39	23.92	0.42	0.556	-105.9
	Sampled at	0726							
0736	36-40	7.15	1.954	—	0.93	24.50	1.01	1.276	-186.7
0738	36-40	7.29	1.910	—	0.98	24.30	0.96	1.219	-190.5
0740	36-40	7.33	1.902	—	0.82	24.24	0.97	1.240	-191.9
	Sampled at	0741							

Note: Insert units if not provided on sheet.

J:\adminshr\rem-frm\DPTFRM.XLS

DPT GEOCHEMICAL DATA FORM

Project Number: F0055.2B

DPT Location: DPT0220

Date: 7/9/10

~~DPT~~ Time Location	Sample Depth	pH std units	Conductivity mS/cm	Turbidity NTUs	Diss. O_2 mg/L	Temp deg. C	Salinity %	TDS g/L	ORP mV
0826	11-15	7.89	0.912	—	2.32	24.84	0.41	0.536	-127.0
0828	11-15	7.72	0.780	—	1.94	24.59	0.37	0.485	-140.0
0830	11-15	7.70	0.727	—	1.84	24.34	0.35	0.465	-143.6
	Sampled at 0831								
0843	36-40	7.51	1.779	—	1.12	24.64	0.95	1.187	-217.9
0845	36-40	7.66	1.754	—	0.43	24.46	0.88	1.125	-220.5
0847	36-40	7.69	1.676	—	0.41	24.29	0.82	1.058	-221.0
	Sampled at 0848								

Note: Insert units if not provided on sheet.

DPT GEOCHEMICAL DATA FORM

DPT Location: DPT0211

Project Number: F00552B

Date: 7/9/10

~~DPT Location~~ Time	Sample Depth	pH std units	Conductivity m S/cm	Turbidity NTUs	Diss. O_2 mg/L	Temp deg. C	Salinity %	TDS g/L	ORP mV
0911	11-15	8.10	1.005	—	1.31	25.91	0.48	0.641	-129.0
0913	11-15	7.72	0.990	—	1.12	24.14	0.49	0.645	-135.5
0915	11-15	7.66	0.994	—	0.89	22.94	0.49	0.647	-136.2
	Sampled at		0916						
0930	36-40	7.30	1.678	—	0.88	26.32	0.89	1.166	-167.0
0932	36-40	7.35	1.877	—	0.29	25.85	0.98	1.263	-171.3
0934	36-40	7.38	1.992	—	0.20	25.58	1.02	1.313	-173.8
	Sampled at		0935						

Note: Insert units if not provided on sheet.

J:\adminshr\rem-frm\DPTFRM.XLS

DPT GEOCHEMICAL DATA FORM

Project Number: F005528

DPT Location: DPT0092

Date: 7/9/10

~~DPT~~ Time Location	Sample Depth	pH std units	Conductivity mS/cm	Turbidity NTUs	Diss. O_2 mg/L	Temp deg. C	Salinity %	TDS g/L	ORP mV
1011	11-15	7.88	0.963	—	2.87	26.23	0.47	0.622	-130.4
1013	11-15	7.78	0.951	—	1.82	27.82	0.46	0.614	-140.1
1015	11-15	7.72	0.942	—	1.51	27.49	0.46	0.612	-143.0
	Sampled at		1016						
1030	36-40	7.26	1.615	—	1.12	28.57	0.89	1.200	-194.6
1032	36-40	7.34	1.902	—	0.62	28.28	0.98	1.270	-198.5
1034	36-40	7.37	1.993	—	0.50	27.92	1.02	1.317	-198.1
	Sampled at		1035						

Note: Insert units if not provided on sheet.

J:\adminshr\rem-frm\DPTFRM.XLS

DPT GEOCHEMICAL DATA FORM

DPT Location: DPT0078

Project Number: F005526

Date: 7/9/18

DPT Location	Sample Depth	pH std units	Conductivity mS/cm	Turbidity NTUs	Diss. O_2 mg/L	Temp deg. C	Salinity %	TDS g/L	ORP mV
1053	11-15	7.93	0.717	—	1.94	26.75	0.35	0.465	-94.4
1055	11-15	7.88	0.712	—	1.20	26.57	0.35	0.462	-102.7
1057	11-15	7.86	0.709	—	0.95	26.35	0.34	0.459	-109.1
	Sampled at 1058								
1108	36-40	7.43	2.169	—	0.39	28.57	1.03	1.289	-161.4
1110	36-40	7.47	1.876	—	0.20	28.22	0.93	1.191	-163.2
1112	36-40	7.48	1.787	—	0.26	27.89	0.88	1.130	-164.1
	Sampled at 1113								

Note: Insert units if not provided on sheet.

J:\adminshr\rem-frm\DPTFRM.XLS

DPT GEOCHEMICAL DATA FORM

Project Number: F085528

DPT Location: Time DPT0173

Date: 7/9/10

~~DPT~~ Location	Sample Depth	pH std units	Conductivity m S/cm	Turbidity NTUs	Diss. O_2 m g/L	Temp deg. C	Salinity %	TDS g/L	ORP mV
1223	11-15	7.83	0.791	—	1.78	27.43	0.38	0.517	-148.9
1225	11-15	7.79	0.793	—	1.36	27.09	0.38	0.514	-152.8
1227	11-15	7.71	0.785	—	0.98	26.72	0.38	0.509	-157.6
	Sampled at	1228							
1242	36-40	7.54	2.225	—	0.32	31.18	1.22	1.564	-204.1
1244	36-40	7.60	2.477	—	0.16	30.75	1.31	1.680	-208.2
1246	36-40	7.67	2.669	—	0.15	29.81	1.39	1.768	-210.4
	Sampled at	1247							

Note: Insert units if not provided on sheet.

DPT GEOCHEMICAL DATA FORM

Project Number: F0052

DPT Location: Time DPT0172

Date: 7/9/10

DPT Location JRR	Sample Depth	pH std units	Conductivity mS/cm	Turbidity NTUs	Diss. O_2 mg/L	Temp deg. C	Salinity %	TDS g/L	ORP mV
1310	11-15	7.95	0.690	—	1.93	31.12	0.32	0.432	-95.7
1312	11-15	7.96	0.636	—	1.16	31.23	0.29	0.393	-105.4
1314	11-15	7.96	0.580	—	0.89	30.98	0.27	0.365	-112.7
	Sampled at 1315								
1325	36-40	7.92	1.221	—	0.15	29.91	0.49	0.598	-187.5
1327	36-40	7.92	0.751	—	0.13	29.83	0.35	0.463	-194.0
1329	36-40	7.92	0.710	—	0.12	29.48	0.30	0.522	-195.6
	Sampled at 1330								

Note: Insert units if not provided on sheet.

J:\adminshr\rem-frm\DPTFRM.XLS

DPT GEOCHEMICAL DATA FORM

DPT Location: DPT0233

Project Number: F00552B

Date: 7/9/10

~~DPT Location~~ Time	Sample Depth	pH std units	Conductivity m S/cm	Turbidity NTUs	Diss. O_2 mg/L	Temp deg. C	Salinity %	TDS g/L	ORP mV
1400	11-15	8.15	0.709	—	2.19	28.04	0.34	0.457	-161.7
1402	11-15	8.02	0.699	—	1.77	27.20	0.34	0.452	-158.5
1404	11-15	7.93	0.694	—	1.44	26.85	0.34	0.450	-155.4
	Sampled at 1405								
1416	36-40	7.04	2.256	—	1.82	31.86	1.18	1.976	-189.8
1418	36-40	7.33	2.065	—	0.74	30.76	0.97	1.244	-201.0
1420	36-40	7.46	1.860	—	0.51	30.35	0.93	1.199	-204.2
	Sampled at 1421								

Note: Insert units if not provided on sheet.

J:\adminshr\rem-frm\DPTFRM.XLS

DPT GEOCHEMICAL DATA FORM

Project Number: F080528

DPT Location: DPT0311

Date: 7/9/10

~~DPT~~ Time Location	Sample Depth	pH std units	Conductivity m S/cm	Turbidity NTUs	Diss. O_2 mg/L	Temp deg. C	Salinity %	TDS g/L	ORP mV
1455	6-10	8.20	0.794	—	0.77	31.48	0.38	0.513	-119.9
1457	6-10	8.16	0.788	—	0.76	31.25	0.38	0.511	-126.8
1459	6-10	8.13	0.784	—	0.75	31.10	0.38	0.508	-131.3
	Sampled at 1500								
1506	11-15	7.73	0.654	—	0.60	32.29	0.29	0.582	-166.8
1508	11-15	7.76	0.560	—	0.20	32.12	0.26	0.356	-174.5
1510	11-15	7.78	0.541	—	0.16	31.91	0.25	0.345	-179.4
	Sampled at 1511								
1522	16-20	7.81	0.995	—	0.13	30.56	0.51	0.671	-209.3
1524	16-20	7.81	1.014	—	0.11	30.80	0.49	0.648	-210.4
1526	16-20	7.82	0.980	—	0.10	30.85	0.47	0.626	-211.1
	Sampled at 1527								
1536	23-27	7.68	1.796	—	0.29	33.27	0.88	1.069	-235.8
1538	23-27	7.75	1.251	—	0.09	32.51	0.45	0.557	-241.4
1540	23-27	7.82	0.711	—	0.07	31.98	0.32	0.429	-243.0
	Sampled at 1541								
1600	36-40	8.06	0.618	—	1.21	32.10	0.29	0.400	-242.4
1602	36-40	8.06	0.615	—	0.77	31.64	0.29	0.399	-242.9
1604	36-40	8.06	0.643	—	0.57	31.62	0.29	0.398	-243.3
	Sampled at 1605								

Note: Insert units if not provided on sheet.

Geosyntec consultants

DAILY FIELD REPORT

Page 1 of 1

Project: LC34 Date: 7/15/10
Project No.: FO0552B Task No.: 1.4.0
Contractors: EDS (J.R. + Geo), KB Labs (Glenn Jackson)

Work Performed

Well Installation: _____
Soil Borings: _____
DPT: 180, 174, 234, 229, 179, 218, 080, 254
Well Inventory: _____
Other: _____

Sampling Soil: _____
Sampling SW/Sediment: _____
Sampling Monitor Wells: _____
Sampling Hazardous Waste: _____
Sampling Drums: _____

Observations/Issues of Concern

0690 Arrive @ Tidewalk office. Calibrate YSI & pack vehicle.
0700 Leave office
0730 Meet drillers on site. Drillers begin prepping equipment for drilling.
0745 Tailgate H&S meeting w/ drillers. Call Onge security.
0800 Begin DPT 180
0830 Finish DPT 180. Move to DPT 174
0920 Finish DPT 174. Decon of screens necessary
0950 Begin DPT 234. Grout previous DPT holes while samples being drawn
1015 Finish DPT 234 Move to DPT 229
1100 Finish DPT 229 Decon & move to DPT 179.
1200 Finish DPT 179. Lunch & move to DPT 218
1310 Finish DPT 218. Move to DPT 080 & Decon screens
1330 Phase II Lightning alert called over Cape.
1630 Phase II over. Begin DPT 080
1700 DPT 080 finished. Move to DPT 254
1745 DPT 254 finished. Drillers grout holes & head off site.

Plans/Future Activities

1815 Return to office. End of the day

Continue DPT Sampling

Signature/Date

Geosyntec Consultants
Water Quality Instrument Calibration Form

Project/Site: LC34 Project #: F00552B Field Personnel: MRS

Water Quality Meter - Model/Serial #: YSI 556 MPS / 09F100231 Turbidimeter - Model/Serial #

Dissolved Oxygen	DEP SOP FT 1500	Date	Time	Temp (°C)	Saturation (mg/L)[1]	Reading (mg/L)	Reading (%)	Pass or Fail
						Acceptance Criteria: +/-0.3mg/L		
(CAL) (ICV) CCV		7/12/10	0645	22.91	8.595	7.79/8.60	90.6/100.1	(P) F
CAL ICV CCV								P F
CAL ICV CCV								P F
CAL ICV CCV								P F

Specific Conductance	DEP SOP FT 1200	Date	Time	Standard (mS/cm)	Standard Lot #	Standard Exp. Date	Reading (mS/cm)	Pass or Fail
						Acceptance Criteria: +/- 5%		
(CAL) (ICV) CCV		7/12/10	0645	1.413	8057	6/7/11	1.364/1.413	(P) F
CAL ICV CCV								P F
CAL ICV CCV								P F
CAL ICV CCV								P F
CAL ICV CCV								P F
CAL ICV CCV								P F

pH	DEP SOP FT 1100	Date	Time	Standard (SU)	Standard Lot #	Standard Exp. Date	Reading (SU)	Pass or Fail
						Acceptance Criteria: +/-0.2 SU		
(CAL) (ICV) CCV		7/12/10	0645/0700	4.0	7696	2/3/11	3.90/4.00	(P) F
(CAL) (ICV) CCV			20"	7.0	7209	8/15/10	7.47/7.02	(P) F
(CAL) (ICV) CCV		↓	0005	10.0	7150	8/20/10	9.95/10.03	(P) F
CAL ICV CCV								P F
CAL ICV CCV								P F
CAL ICV CCV								P F

ORP	SOP N/A	Date	Time	Std. mV @ Temp °C	Standard Lot #	Standard Exp. Date	Reading (mV)	Pass or Fail
						Geosyntec Acceptance Criteria: +/- 5%		
(CAL) (ICV) CCV		7/12/10	0645	240.25	0971	7/13	244.9/240.2	(P) F
CAL ICV CCV								P F
CAL ICV CCV								P F
CAL ICV CCV								P F

Specific Conductance Probe Cleaned? Yes (No) Disolved Oxygen membrane Changed? Yes (No)

0.1 - 10 NTU Std ____NTU	Date	Reading (NTU)	Pass or Fail
		Acceptance Criteria: +/- 10%	
CAL ICV CCV			P F
CAL ICV CCV			P F
CAL ICV CCV			P F
CAL ICV CCV			P F

11 - 40 NTU Std ____NTU	Date	Reading (NTU)	Pass or Fail
		Acceptance Criteria: +/- 8%	
CAL ICV CCV			P F
CAL ICV CCV			P F
CAL ICV CCV			P F
CAL ICV CCV			P F
CAL ICV CCV			P F
CAL ICV CCV			P F

41 - 100 NTU Std ____NTU	Date	Reading (NTU)	Pass or Fail
		Acceptance Criteria: +/- 6.5%	
CAL ICV CCV			P F
CAL ICV CCV			P F
CAL ICV CCV			P F
CAL ICV CCV			P F
CAL ICV CCV			P F
CAL ICV CCV			P F

>100 NTU Std ____NTU	Date	Reading (NTU)	Pass or Fail
		Acceptance Criteria: +/- 5%	
CAL ICV CCV			P F
CAL ICV CCV			P F
CAL ICV CCV			P F
CAL ICV CCV			P F

1. See Table FS 2200-2 on the back of this form

Comments:

CAL - Initial Calibration

ICV - Initial Calibration Verification

CCV - Continuing Calibration Verification

Allow adequate time for the dissolved oxygen sensor to equilibrate during air calibration

Calibrate specific conductance using at least two standards that bracket the range of expected sample readings (unless readings < 0.1 mS/cm then one standard of 0.1 mS/cm is acceptable)

Calibrate pH using at least two standards (typ. pH 4 and 7) that bracket the range of expected sample readings; always start with pH 7, add a third calibration point if needed (i.e. pH > 7)

If parameter fails to calibrate within SOP acceptance criteria then append sample results with a "J" qualifier

Geosyntec consultants

6/23/2009

DPT GEOCHEMICAL DATA FORM
DPT Location: 180, 174, 334

Project Number: F0055213
Date: 7/12/10

Time	DPT Location	Sample Depth	pH std units	Conductivity mS/cm	Turbidity NTUs	Diss. O_2 mg/L	Temp deg. C	Salinity %	TDS g/L	ORP mV
0806	180	11-15	6.54	1.052	-	1.60	24.85	0.52	0.688	-87.9
0808	↓	↓	6.61	1.059	-	1.08	24.33	0.51	0.688	-104.5
0810	↓	↓	6.65	1.052	-	0.71	24.11	0.52	0.684	-111.0
		Sampled	0811							
0823	180	36-40	7.00	2.138	-	3.00	26.18	1.14	1.465	-105.8
0825	↓	↓	7.27	2.294	-	1.28	25.23	1.19	1.509	-187.5
0827	↓	↓	7.32	2.359	-	0.84	24.85	1.21	1.537	-191.2
		Sampled	0828							
0854	174	11-15	7.70	1.170	-	4.14	26.87	0.55	0.723	-133.5
0856	↓	↓	7.45	1.001	-	1.26	25.43	0.49	0643	-144.0
0858	↓	↓	7.33	0.981	-	0.95	25.18	0.48	0.636	-143.4
		Sampled	0859							
0912	174	36-40	7.26	1.912	-	4.00	27.48	0.94	1.234	-144.1
0914	↓	↓	7.42	1.944	-	0.83	27.18	0.99	1.278	-173.2
0916	↓	↓	7.55	1.985	-	0.51	26.79	0.101	1.291	-210.9
		Sampled	0917							
Recon										
0948	334	11-15	8.07	0.679	-	2.93	32.45	0.33	0.440	-146.9
0950	↓	↓	7.86	0.668	-	1.27	26.59	0.32	0.433	-158.9
0953	↓	↓	7.70	0.663	-	0.81	26.78	0.32	0.431	-160.6
		Sampled	0953							
1006	334	36-40	7.70	2.881	-	0.74	31.40	1.51	1.912	-160.1
1008	↓	↓	7.80	3.017	-	0.67	30.38	1.57	1.984	-182.3
1010	↓	↓	7.87	3.139	-	0.53	28.89	1.63	2.045	-203.6
		Sampled	1011							

Note: Insert units if not provided on sheet.

J:\adminshr\rem-frm\DPTFRM.XLS

DPT GEOCHEMICAL DATA FORM

DPT Location: 209, 179, 218

Project Number: FO 9552 B

Date: 7/12/10

Time	DPT Location	Sample Depth	pH std units	Conductivity mS/cm	Turbidity NTUs	Diss. O_2 mg/L	Temp deg. C	Salinity %	TDS g/L	ORP mV
1030	209	11-15	8.26	0.743	—	2.74	29.26	0.35	0.467	-104.0
1032	↓	↓	8.04	0.690	—	0.68	27.33	0.33	0.444	-140.2
1034	↓	↓	7.91	0.670	—	0.43	26.66	0.32	0.434	-151.0
		Sample	1035							
1049	209	36-40	7.80	2.247	—	1.62	30.07	1.19	1.539	-176.1
1051	↓	↓	7.91	2.697	—	0.52	28.85	1.41	1.786	-198.5
1053	↓	↓	7.95	2.937	—	0.37	28.00	1.52	1.919	-213.0
Dean		Sample	1054							
1127	179	11-15	8.36	1.342	—	2.76	28.89	0.61	0.803	-137.7
1129	↓	↓	8.12	1.203	—	1.52	26.79	0.59	0.779	-140.0
1131	↓	↓	7.61	1.191	—	0.65	27.09	0.59	0.774	-141.7
		Sample	1132							
1147	179	36-40	8.13	1.158	—	2.04	32.55	1.04	1.349	-138.1
1149	↓	↓	7.80	2.159	—	0.50	29.89	1.10	1.414	-198.4
1151	↓	↓	7.85	2.303	—	0.33	28.72	1.18	1.505	-217.5
		Sample	1152							
1238	218	11-15	8.17	1.201	—	2.54	31.89	0.59	0.781	-156
1240	↓	↓	8.02	1.207	—	0.81	30.90	0.59	0.785	-172.3
1242	↓	↓	7.78	1.183	—	0.55	28.52	0.59	0.774	-175.4
		Sample	1243							
1258	218	36-40	7.64	2.135	—	2.71	34.35	01.09	1.431	-160.8
1300	↓	↓	7.81	2.358	—	0.41	30.04	1.21	1.553	-190.6
1302	↓	↓	7.85	2.452	—	0.24	28.93	1.26	1.596	-211.2
		Sample	1303							
Recon then Phase II										

Note: Insert units if not provided on sheet.

J:\adminshr\rem-frm\DPTFRM.XLS

DPT GEOCHEMICAL DATA FORM
DPT Location: 080, 254

Project Number: F005528
Date: 7/12/10

Time	DPT Location	Sample Depth	pH std units	Conductivity ~S/cm	Turbidity NTUs	Diss. O_2 ~g/L	Temp deg. C	Salinity %	TDS g/L	ORP mV
1632	080	11-15	8.40	0.785	-	5.44	26.34	0.38	0507	-143.5
1634	↓	↓	8.15	0.767	-	1.57	26.09	0.37	0.497	-163.5
1636	↓	↓	7.99	0.754	~	0.86	25.79	0.37	0.490	-168.5
		Sampled @	1637							
1648	080	36-40	7.70	3.066	-	4.00	26.71	1.60	2.006	-138.3
1650	↓	↓	7.81	3.212	-	0.98	25.87	1.70	2.125	-152.5
1652	↓	↓	7.90	3.371	~	0.59	25.92	1.76	2.127	-162.5
		Sampled @	1653							
1720	254	11-15	8.09	0.775	-	6.95	27.04	0.37	0.492	-77.2
1722	↓	↓	8.10	0.734	-	1.10	26.34	0.35	0.473	-131.7
1724	↓	↓	7.98	0.712	-	0.73	26.07	0.34	0.462	-143.8
		Sampled @	1725							
1737	254	36-40	7.76	2.416	-	2.70	27.11	1.52	1.742	-159.9
1739	↓	↓	7.83	3.559	-	0.84	26.28	1.89	2.349	-180.9
1741	↓	↓	7.90	3.777	-	0.49	26.32	1.99	2.462	-206.2
		Sampled @	1742							

Note: Insert units if not provided on sheet.

J:\adminshr\rem-frm\DPTFRM.XLS

Geosyntec consultants

DAILY FIELD REPORT

Project: LC34
Project No.: F00552B
Contractors: EDS (J.R. + Geo) KB Labs (Glen Jackson)

Date: 7/13/10
Task No.: 1250

Work Performed

Well Installation:
Soil Borings:
DPT: 239, 72, 73, 88, 280, 217, 279, 222, 251, 98
Well Inventory:
Other:

Sampling Soil:
Sampling SW/Sediment:
Sampling Monitor Wells:
Sampling Hazardous Waste:
Sampling Drums:

Observations/Issues of Concern

0530 Arrive @ Titusville office. Calibrate YSI & pick up vehicle
0630 Arrive on site. Wait for drillers & finish paperwork
0700 EDS arrives on site. Conduct tailgate H&S meeting. Call Cape security to notify them of our drilling activities.
0715 Drillers decon screens then move to DPT 239
0750 Finish DPT 239. Move to DPT 072
0830 Finish DPT 072. Drillers must decon & perform rod maintenance
0905 Begin DPT 073
0940 Finish DPT 073. Move to & start DPT 088
1030 Finish DPT 088. Decon & move to DPT 280
1045 Begin DPT 280
1120 Finish DPT 280. Begin DPT 217
1200 Finish DPT 217. Decon & lunch. move to DPT 279
1235 Begin DPT 279
1315 Finish DPT 279. Phase II lightning alert over Cape Canaveral
1430 Phase II over. Move to DPT 222 & hand auger to 5'

Plans/Future Activities

1510 Finish DPT 222. Move to DPT 251 while Dwy decons. Hand auger to 5'
1600 Finish DPT 251. " DPT 98 " "
1700 Finish DPT 98. Decon & Dump IDW.
1730 EDS leave site.
1800 Return to office. Unload vehicle & end the day

[signature] 7/13/10
Signature/Date

j:\admnshare\rem-form\DAILY

Geosyntec Consultants
Water Quality Instrument Calibration Form

Project/Site: LC34 Project #: FD0552B Field Personnel: MRS

Water Quality Meter - Model/Serial #: YSI 556 MPS / 09F100231 Turbidimeter - Model/Serial #

Dissolved Oxygen	DEP SOP FT 1500	Date	Time	Temp (°C)	Saturation (mg/L)[1]	Reading (mg/L)	Reading (%)	Pass or Fail
					Acceptance Criteria: +/-0.3mg/L			
CAL ICV CCV		7/13/10	0545	23.5C	8.48	9.03/8.98	106.1/99.8	P F
CAL ICV CCV								P F
CAL ICV CCV								P F
CAL ICV CCV								P F

Specific Conductance	DEP SOP FT 1200	Date	Time	Standard (mS/cm)	Standard Lot #	Standard Exp. Date	Reading (mS/cm)	Pass or Fail
						Acceptance Criteria: +/- 5%		
CAL ICV CCV		7/13/10	0545	1.413	8057	2-7-11	1.398/1.414	P F
CAL ICV CCV					MS			P F
CAL ICV CCV								P F
CAL ICV CCV								P F
CAL ICV CCV								P F
CAL ICV CCV								P F

pH	DEP SOP FT 1100	Date	Time	Standard (SU)	Standard Lot #	Standard Exp. Date	Reading (SU)	Pass or Fail
						Acceptance Criteria: +/-0.2 SU		
CAL ICV CCV		7/13/10	0545	4.0	7696	7/13/11	9.02/10.00	P F
CAL ICV CCV		↓	↓	7.0	2209	8/15/10	7.06/7.00	P F
CAL ICV CCV				10.0	7150	8/20/10	3.91/3.89	P F
CAL ICV CCV								P F
CAL ICV CCV								P F
CAL ICV CCV								P F

ORP	SOP N/A	Date	Time	Std. mV @ Temp °C	Standard Lot #	Standard Exp. Date	Reading (mV)	Pass or Fail
						Geosyntec Acceptance Criteria: +/- 5%		
CAL ICV CCV		7/13/10	0545	240@25	0971	7/13	244.0/240.0	P F
CAL ICV CCV								P F
CAL ICV CCV								P F
CAL ICV CCV								P F

Specific Conductance Probe Cleaned? Yes (No) Disolved Oxygen membrane Changed? Yes (No)

0.1 - 10 NTU Std ____NTU	Date	Reading (NTU)	Pass or Fail
		Acceptance Criteria: +/- 10%	
CAL ICV CCV			P F
CAL ICV CCV			P F
CAL ICV CCV			P F
CAL ICV CCV			P F

11 - 40 NTU Std ____NTU	Date	Reading (NTU)	Pass or Fail
		Acceptance Criteria: +/- 8%	
CAL ICV CCV			P F
CAL ICV CCV			P F
CAL ICV CCV			P F
CAL ICV CCV			P F
CAL ICV CCV			P F
CAL ICV CCV			P F

41 - 100 NTU Std ____NTU	Date	Reading (NTU)	Pass or Fail
		Acceptance Criteria: +/- 6.5%	
CAL ICV CCV			P F
CAL ICV CCV			P F
CAL ICV CCV			P F
CAL ICV CCV			P F
CAL ICV CCV			P F
CAL ICV CCV			P F

>100 NTU Std ____NTU	Date	Reading (NTU)	Pass or Fail
		Acceptance Criteria: +/- 5%	
CAL ICV CCV			P F
CAL ICV CCV			P F
CAL ICV CCV			P F
CAL ICV CCV			P F

1. See Table FS 2200-2 on the back of this form

CAL - Initial Calibration

ICV - Initial Calibration Verification

CCV - Continuing Calibration Verification

Allow adequate time for the dissolved oxygen sensor to equilibrate during air calibration

Calibrate specific conductance using at least two standards that bracket the range of expected sample readings (unless readings < 0.1 mS/cm then one standard of 0.1 mS/cm is acceptable)

Calibrate pH using at least two standards (typ. pH 4 and 7) that bracket the range of expected sample readings; always start with pH 7, add a third calibration point if needed (i.e. pH > 7)

If parameter fails to calibrate within SOP acceptance criteria then append sample results with a "J" qualifier

Comments:

Geosyntec consultants

6/23/2009

DPT GEOCHEMICAL DATA FORM
DPT Location: 739, 72, 73

Project Number: F0855B
Date: 7/13/10

Time	DPT Location	Sample Depth	pH std units	Conductivity mS/cm	Turbidity NTUs	Diss. O_2 mg/L	Temp deg. C	Salinity %	TDS g/L	ORP mV
Decon										
0724	739	11-15	7.04	0.643	-	9.22	26.06	0.31	0.419	-35.6
0726	↓	↓	6.57	0.649	-	1.55	29.70	0.31	0.422	-90.6
0728	↓	↓	6.50	0.649	-	0.90	25.38	0.31	0.421	-110.2
		Sample	0729							
0743	739	36-40	6.51	2.673	-	6.63	26.59	01.45	1.844	-132.7
0745	↓	↓	6.90	3.125	-	0.98	25.85	01.65	2.063	-129.8
0747	↓	↓	7.04	3.235	-	0.63	25.64	1.69	2.111	-128.6
		Sample	0748							
0806	072	11-15	7.91	0.665	-	3.98	26.23	0.31	0.413	-139.5
0808	↓	↓	7.65	0.571	-	1.05	26.16	0.27	0.366	-140.9
0810	↓	↓	7.50	0.547	-	0.82	25.95	0.26	0.354	-146.8
		Sample	0811							
0823	072	36-40	7.42	2.849	-	6.83	27.73	1.53	1.944	-126.7
0825	↓	↓	7.48	3.275	-	0.60	26.43	1.72	2.144	-164.9
0827	↓	↓	7.54	3.382	-	0.38	26.01	1.77	2.206	-182.9
		Sample	0828							
Decon Redmint										
0908	073	11-15	8.24	0.590	-	4.91	27.60	0.27	0.364	-135.2
0910	↓	↓	7.95	0.557	-	0.74	26.78	0.29	0.362	-169.0
0912	↓	↓	7.85	0.553	-	0.46	26.65	0.27	0.359	-174.7
		Sample	0913							
0927	073	36-40	7.44	2.122	-	5.92	28.65	01.10	1.431	-155.5
0929	↓	↓	7.57	2.257	-	0.76	27.37	1.16	1.480	-177.0
0931	↓	↓	7.62	2.350	-	0.58	26.89	1.21	1.531	-205.8
		Sample	0932							

Note: Insert units if not provided on sheet.

J:\adminshr\rem-frm\DPTFRM.XLS

DPT GEOCHEMICAL DATA FORM
DPT Location: 88, 280, 217

Project Number: F000528
Date: 7/13/10

Time	DPT Location	Sample Depth	pH std units	Conductivity m S/cm	Turbidity NTUs	Diss. O_2 m g/L	Temp deg. C	Salinity %	TDS g/L	ORP mV
0956	088	11-15	8.08	0.813	-	2.40	29.58	0.40	0.532	-131.2
0958	↓	↓	7.83	0.836	-	0.73	28.55	0.41	0.544	-158.2
1000	↓	↓	7.69	0.830	-	0.49	28.00	0.40	0.539	-168.2
		Sampled @ 1001								
1017	088	36-40	7.49	2.580	-	3.91	30.39	1.36	1.732	-158.9
1019	↓	↓	7.49	3.018	-	0.64	28.20	1.59	2.999	-194.3
1021	↓	↓	7.56	3.078	-	0.42	27.67	1.71	2.158	-211.3
Decon		Sampled @ 1022								
1051	280	11-15	7.86	1.071	-	2.16	26.01	0.53	0.699	-114.8
1053	↓	↓	7.61	1.080	-	0.76	25.35	0.53	0.701	-132.4
1055	↓	↓	7.48	1.079	-	0.59	25.31	0.53	0.702	-142.2
		Sampled @	1056							
1109	280	36-40	7.31	2.151	-	2.40	28.77	1.11	1.421	-167.1
1111	↓	↓	7.48	2.320	-	0.59	27.77	1.19	1.516	-187.5
1113	↓	↓	7.56	2.374	-	0.33	27.48	1.22	1.550	-202.8
		Sampled @	1114							
1129	217	11-15	8.01	1.104	-	8.49	29.83	0.54	0.706	-81.9
1131	↓	↓	7.79	1.068	-	1.04	28.04	0.52	0.691	-132
1133	↓	↓	7.63	1.036	-	0.52	27.39	0.51	0.672	-142.2
		Sampled @	1134							
1146	217	36-40	7.29	2.037	-	4.31	30.40	1.04	1.333	-174.4
1148	↓	↓	7.53	1.476	-	0.50	28.32	0.72	0.933	-199.3
1150	↓	↓	7.60	1.415	-	0.33	27.08	0.70	0.920	-204.6
Decon		Sampled @	1151							

Note: Insert units if not provided on sheet.

J:\adminshr\rem-frm\DPTFRM.XLS

DPT GEOCHEMICAL DATA FORM
DPT Location: 279, 222, 251

Project Number: F0005528
Date: 7/13/10

Time	DPT Location	Sample Depth	pH std units	Conductivity mS/cm	Turbidity NTUs	Diss. O_2 mg/L	Temp deg. C	Salinity %	TDS g/L	ORP mV
1248	279	11-15	7.74	1.002	—	1.36	28.04	0.49	0648	-151.2
1245	↓	↓	7.63	0.997	~	0.68	28.28	0.49	0646	-166.9
1247	↓	↓	7.60	0976	~	0.48	28.87	0.48	0633	-180.9
		Sampled@	1248							
1308	279	36-40	760	2.265	~	1.38	27.75	1.17	1.495	-205.2
1310	↓	↓	762	2.341	~	0.56	26.83	1.20	1.526	-209.7
1312	↓	↓	7.70	2.307	~	0.36	26.70	1.21	1.540	-212.4
		Sampled@	1313							
phase II										
1441	222	11-15	8.14	1.183	—	1.50	27.89	0.58	0.768	-136.6
1443	↓	↓	7.66	1.175	~	0.80	26.92	0.56	0.762	-142.1
1445	↓	↓	7.48	1.167	~	0.52	26.27	0.58	0.758	-143.8
		Sampled@	1446							
1459	222	36-40	7.40	1.935	—	5.32	29.98	01.01	1.316	-182.9
1501	↓	↓	7.61	2.206	~	0.60	28.20	1.13	1.454	-204.6
1503	↓	↓	7.64	2.366	—	0.39	26.79	1.21	1.541	-213.6
Decon		Sampled@	1504							
1530	251	11-15	8.29	1.272	—	5.58	29.75	0.64	0.837	-112.1
1532	↓	↓	8.11	1.247	~	0.65	28.35	0.61	0.801	-154.4
1534	↓	↓	7.90	1.186	~	0.40	27.07	0.59	0.770	-163.2
		Sampled@	1535							
1550	251	36-40	7.67	2.204	—	0.90	28.59	1.14	1.465	-194.3
1552	↓	↓	7.63	2.395	—	0.36	27.23	1.23	1.564	-210.5
1554	↓	↓	7.76	2.460	~	0.24	26.97	1.26	1.601	-222.0
Decon		Sampled@	1555							

Note: Insert units if not provided on sheet.

J:\adminshr\rem-frm\DPTFRM.XLS

DPT GEOCHEMICAL DATA FORM
DPT Location: 98

Project Number: F000528
Date: 7/13/10

Time	DPT Location	Sample Depth	pH std units	Conductivity mS/cm	Turbidity NTUs	Diss. O_2 mg/L	Temp deg. C	Salinity %	TDS g/L	ORP mV
	~~098~~ NS									
1629	098	11-15	8.47	0.944	-	5.46	31.31	0.45	0.594	-79.2
1631	↓	↓	8.21	0.871	-	0.74	30.11	0.42	0.561	-142.4
1633	↓	↓	7.79	0.877	~	0.40	27.63	0.43	0.569	-160.4
		Sampled	1634							
1647	098	36-40	7.72	1.972	-	1.33	30.83	1.12	1.457	-190.5
1649	↓	↓	7.46	2.860	-	1.50	28.66	1.57	1.927	-208.3
1651	↓	↓	7.63	3.182	-	0.39	28.12	1.66	2.086	-228.3
Decon		Sampled	1652							

Note: Insert units if not provided on sheet.

J:\adminshr\rem-frm\DPTFRM.XLS

Geosyntec consultants

DAILY FIELD REPORT

Page 1 of

Project: LC34
Project No.: FO0552B
Contractors: EDS (JR, ~~Eric~~ Davey) KB Labs (Glenn Jackson)

Date: 7/14/10
Task No.: 1210

Work Performed

Well Installation:
Soil Borings:
DPT: 120, 87, 203, 200, 191, 276, 190, 189, 202
Well Inventory:
Other:

Sampling Soil:
Sampling SW/Sediment:
Sampling Monitor Wells:
Sampling Hazardous Waste:
Sampling Drums:

Observations/Issues of Concern

0600 Arrive @ Fitzsville office. Calibrate YSI & pick up vehicle. Head to Site.
0700 Arrive on site. Meet drillers. Giovanni No longer w/ EDS Davey will replace him
0715 Conduct H&S tailgate meeting. Call Cape security to alert them of our drilling.
0730 Start DPT 120
0730 Davey & EDS arrives on site. Safety meeting conducted w/ him before returning to work
0750 Finish DPT 120. Move to DPT 87 & start by hand augering to 5'
0830 Finish DPT 87. Davey decons while JR moves to DPT 203 accross site.
0850 Start DPT 203.
0935 Finish DPT 203. Davey decons 3 screens while JR moves to & hand augers DPT 200
1030 Finish DPT 200. " DPT 191
1130 Finish DPT 191. " DPT 276
1225 Finish DPT 276. " DPT 190. Take Lunch
1305 Start DPT 190.
1350 Finish DPT 190. Davey decons 3 screens while JR moves to & begins DPT 189
1440 Finish DPT 189. " DPT 202
1530 Finish DPT 202. Davey decons screens while JR sets up on DPT 153.

Plans/Future Activities

1545 Drillers Drum all IDW. Train Davey to grout all DPT locations completed today & JR performs maintenance on the drilling rods
1630 EDS leaves site. 25 samples taken today.
1700 Return to ~~site~~ Fitzsville office. Unload vehicle & end day

7/14/10
Signature/Date

Geosyntec Consultants
Water Quality Instrument Calibration Form

Project/Site: LC34 Project #: FO05528 Field Personnel: NRS

Water Quality Meter - Model/Serial #: YSI 556 MPS / 09F100331 Turbidimeter - Model/Serial #

Dissolved Oxygen	DEP SOP FT 1500	Date	Time	Temp (°C)	Saturation (mg/L)[1]	Reading (mg/L)	Reading (%)	Pass or Fail
						Acceptance Criteria: +/-0.3mg/L		
(CAL) (ICV) CCV		7/14/10	0615	23.36	8.514	8.16 / 8.71	85.3 / 99.9	(P) F
CAL ICV CCV								P F
CAL ICV CCV								P F
CAL ICV CCV								P F

Specific Conductance	DEP SOP FT 1200	Date	Time	Standard (mS/cm)	Standard Lot #	Standard Exp. Date	Reading (mS/cm)	Pass or Fail
						Acceptance Criteria: +/- 5%		
(CAL) (ICV) CCV		7/14/10	0615	1.413	8057	6-7-11	1.439 / 1.413	(P) F
CAL ICV CCV								P F
CAL ICV CCV								P F
CAL ICV CCV								P F
CAL ICV CCV								P F
CAL ICV CCV								P F

pH	DEP SOP FT 1100	Date	Time	Standard (SU)	Standard Lot #	Standard Exp. Date	Reading (SU)	Pass or Fail
						Acceptance Criteria: +/-0.2 SU		
(CAL) (ICV) CCV		7/14/10	0615	4.0	7696	2/3/11	3.90 / 4.00	(P) F
CAL ICV CCV		↓	↓	7.0	7229	8/15/10	7.05 / 7.00	(P) F
CAL ICV CCV		↓	↓	10.0	7150	8/30/10	10.15 / 10.01	P F
CAL ICV CCV								P F
CAL ICV CCV								P F
CAL ICV CCV								P F

ORP	SOP N/A	Date	Time	Std. mV @ Temp °C	Standard Lot #	Standard Exp. Date	Reading (mV)	Pass or Fail
						Geosyntec Acceptance Criteria: +/- 5%		
(CAL) (ICV) CCV		7/14/10	0615	240.25	0971	7/13	234.8 / 240.0	(P) F
CAL ICV CCV								P F
CAL ICV CCV								P F
CAL ICV CCV								P F

Specific Conductance Probe Cleaned? Yes (No) Disolved Oxygen membrane Changed? Yes (No)

0.1 - 10 NTU Std ____NTU	Date	Reading (NTU)	Pass or Fail
		Acceptance Criteria: +/- 10%	
CAL ICV CCV			P F
CAL ICV CCV			P F
CAL ICV CCV			P F
CAL ICV CCV			P F

11 - 40 NTU Std ____NTU	Date	Reading (NTU)	Pass or Fail
		Acceptance Criteria: +/- 8%	
CAL ICV CCV			P F
CAL ICV CCV			P F
CAL ICV CCV			P F
CAL ICV CCV			P F
CAL ICV CCV			P F
CAL ICV CCV			P F

41 - 100 NTU Std ____NTU	Date	Reading (NTU)	Pass or Fail
		Acceptance Criteria: +/- 6.5%	
CAL ICV CCV			P F
CAL ICV CCV			P F
CAL ICV CCV			P F
CAL ICV CCV			P F
CAL ICV CCV			P F
CAL ICV CCV			P F

>100 NTU Std ____NTU	Date	Reading (NTU)	Pass or Fail
		Acceptance Criteria: +/- 5%	
CAL ICV CCV			P F
CAL ICV CCV			P F
CAL ICV CCV			P F
CAL ICV CCV			P F

1. See Table FS 2200-2 on the back of this form

Comments:

CAL - Initial Calibration

ICV - Initial Calibration Verification

CCV - Continuing Calibration Verification

Allow adequate time for the dissolved oxygen sensor to equilibrate during air calibration

Calibrate specific conductance using at least two standards that bracket the range of expected sample readings (unless readings < 0.1 mS/cm then one standard of 0.1 mS/cm is acceptable)

Calibrate pH using at least two standards (typ. pH 4 and 7) that bracket the range of expected sample readings: always start with pH 7; add a third calibration point if needed (i.e. pH > 7)

If parameter fails to calibrate within SOP acceptance criteria then append sample results with a "J" qualifier

Geosyntec consultants

6/23/2009

DPT GEOCHEMICAL DATA FORM

DPT Location: 120, 87, 203

Project Number: F005528

Date: 7/14/00

Time	DPT Location	Sample Depth	pH std units	Conductivity mS/cm	Turbidity NTUs	Diss. O_2 mg/L	Temp deg. C	Salinity %	TDS g/L	ORP mV
0721	120	11-15	8.73	0.633	-	9.15	25.75	0.31	0.404	-52.0
0723	↓	↓	7.23	0.665	-	1.42	25.61	0.32	0.434	-101.9
0725	↓	↓	7.04	0.663	-	0.81	25.46	0.32	0.431	-123.7
		Sampled @	0726							
0738	120	36-40	6.77	2.261	-	7.30	25.72	1.33	1.693	-135.1
0740	↓	↓	6.95	2.972	-	1.40	25.15	1.57	1.973	-165.3
0742	↓	↓	7.14	3.212	-	0.63	25.02	1.68	2.094	-180.9
		Sampled @	0743							
0801	87	11-15	8.03	0.695	-	7.81	26.67	0.30	0.405	-94.0
0803	↓	↓	7.76	0.579	-	2.47	25.94	0.28	0.379	-110.8
0805	↓	↓	7.57	0.578	-	0.66	25.77	0.28	0.375	-122.0
		Sampled @	0806							
0819	87	36-40	7.26	2.196	-	4.99	27.79	01.11	1.426	-140.1
0821	↓	↓	7.41	2.392	-	0.87	27.51	1.32	1.671	-152.2
0823	↓	↓	7.62	2.856	-	0.35	26.98	1.49	1.822	-176.9
Decon		Sampled @	0824							
0857	203	6-10	8.21	0.785	-	4.35	28.41	0.39	0.517	-52.3
0859	↓	↓	7.81	0.802	-	1.26	27.47	0.39	0.521	-97.3
0901	↓	↓	7.62	0.799	-	1.10	27.17	0.39	0.519	-113.4
		Sampled @	0902							
0907	203	11-15	7.47	0.744	-	4.15	28.87	0.36	0.486	-102.8
0909	↓	↓	7.56	0.775	-	0.92	28.19	0.38	0.505	-144.5
0911	↓	↓	7.57	0.784	-	0.56	27.41	0.38	0.510	-156.0
		Sampled @	0912							
0922	203	36-40	7.19	1.868	-	5.91	28.77	0.99	1.279	-154.6
0924	↓	↓	7.51	2.199	-	0.73	27.35	01.13	1.445	-189.4
0926	↓	↓	7.62	2.217	-	0.44	26.40	1.13	1.445	-200.7
		Sampled @	0927							

Decon

Note: Insert units if not provided on sheet.

J:\adminshr\rem-frm\DPTFRM.XLS

DPT GEOCHEMICAL DATA FORM

DPT Location: 200, 191

Project Number: FOOSTJR

Date: 7/14/10

Time	DPT Location	Sample Depth	pH std units	Conductivity mS/cm	Turbidity NTUs	Diss. O_2 mg/L	Temp deg. C	Salinity %	TDS g/L	ORP mV
0946	200	6-10	8.14	0.706	-	8.06	28.84	0.34	0.455	-64.7
0948	↓	↓	7.81	0.703	-	1.01	28.86	0.34	0.456	-88.2
0950	↓	↓	7.69	0.698	-	0.62	28.32	0.34	0.454	-96.5
		Sampled	0951							
0956	200	11-15	7.63	0.791	-	5.73	30.03	0.38	0.513	-112.2
0958	↓	↓	7.71	0.789	-	0.70	28.32	0.38	0.513	-131.2
1000	↓	↓	7.62	0.788	-	0.44	27.22	0.38	0.512	-137.3
		Sampled	1001							
1016	200	36-40	7.67	1.944	-	6.40	32.76	01.00	1.304	-170.4
1018	↓	↓	7.75	2.094	-	1.24	31.86	1.02	1.374	-187.9
1020	↓	↓	7.80	2.162	-	0.40	31.66	1.09	1.405	-201.1
		Sampled	1021							
Decon										
1040	191	6-10	8.23	0.665	-	6.02	31.05	0.32	0432	-64.8
1042	↓	↓	7.97	0.676	-	0.90	29.02	0.33	0.440	-135.6
1044	↓	↓	7.83	0.676	-	0.49	25.14	0.33	0.439	-144.7
		Sampled	1045							
1055	191	11-15	7.65	0.797	-	4.56	30.65	0.37	0.503	-134.5
1057	↓	↓	7.63	0.768	-	0.56	28.68	0.37	0.499	-149.3
1059	↓	↓	7.58	0.770	-	0.33	27.80	0.37	0.501	-158.6
		Sampled	1100							
1115	191	36-40	7.37	1.356	-	5.11	31.22	0.77	1.039	-176.0
1117	↓	↓	7.48	2.032	-	0.89	28.52	1.05	1.350	-194.8
1119	↓	↓	7.60	2.188	-	0.47	28.60	1.12	1.381	-211.0
		Sampled	1120							
Decon										

Note: Insert units if not provided on sheet.

J:\adminshr\rem-frm\DPTFRM.XLS

DPT GEOCHEMICAL DATA FORM

DPT Location: 376, 190

Project Number: FO0553

Date: 7/14/10

Time	DPT Location	Sample Depth	pH std units	Conductivity mS/cm	Turbidity NTUs	Diss. O_2 mg/L	Temp deg. C	Salinity %	TDS g/L	ORP mV
1141	376	6-10	8.07	0.833	-	2.02	30.28	0.40	0.540	93.8
1143	↓	↓	7.86	0.803	-	0.73	28.94	0.39	0.515	-142.3
1145	↓	↓	7.68	0.769	-	0.56	27.78	0.37	0.498	-152.5
		Sampled @	1146							
1151	376	11-15	7.59	0.663	-	5.18	31.86	0.31	0.413	-147.0
1153	↓	↓	7.65	0.623	-	0.85	29.94	0.30	0.404	-154.9
1155	↓	↓	7.61	0.615	-	0.51	28.92	0.29	0.399	-159.7
		Sampled @	1156							
1207	376	36-40	7.37	1.710	-	4.95	33.80	0.88	1.160	-104.6
1209	↓	↓	7.57	1.835	-	0.62	30.17	1.01	1.312	-158.7
1211	↓	↓	7.76	2.171	-	0.34	30.01	1.10	1.414	-184.4
Conch & Decon		Sampled @	1212							
1312	190	6-10	8.33	0.927	-	7.23	31.42	0.45	0.601	-83.9
1314	↓	↓	8.10	0.933	-	0.89	29.66	0.45	0.603	-135.1
1316	↓	↓	7.84	0.931	-	0.53	28.31	0.45	0.594	-142.3
		Sampled @	1317							
1322	190	11-15	7.57	0.744	-	6.88	31.40	0.36	0.484	-147.9
1324	↓	↓	7.75	0.745	-	0.94	28.60	0.36	0.485	-157.9
1326	↓	↓	7.61	0.737	-	0.46	27.33	0.36	0.477	-157.5
		Sampled @	1327							
1339	190	36-40	7.38	1.837	-	1.73	30.87	0.93	1.211	-179.8
1341	↓	↓	7.58	2.120	-	0.66	28.06	01.11	1.429	-198.6
1343	↓	↓	7.69	2.179	-	0.36	26.75	1.11	1.418	-214.8
		Sampled @	1344							
Decon										

Note: Insert units if not provided on sheet.

J:\adminshr\rem-frm\DPTFRM.XLS

DPT GEOCHEMICAL DATA FORM
DPT Location: 189, 202

Project Number: FD0552B
Date: 7/14/10

Time	DPT Location	Sample Depth	pH std units	Conductivity mS/cm	Turbidity NTUs	Diss. O_2 mg/L	Temp deg. C	Salinity %	TDS g/L	ORP mV
1400	189	6-10	8.31	0.732	-	2.61	29.01	0.35	0.477	-79.2
1402	↓	↓	8.12	0.731	-	0.79	27.07	0.35	0.473	-108.5
1404	↓	↓	7.73	0.725	-	0.45	26.30	0.35	0.471	-120.0
		Sampled @	1405							
1413	189	11-15	7.89	0.704	-	5.88	29.30	0.34	0452	-112.2
1415	↓	↓	7.72	0.694	-	0.72	26.99	0.34	0.455	-125.3
1417	↓	↓	7.68	0.702	-	0.36	26.29	0.34	0.457	-130.3
		Sampled @	1418							
1430	189	36-40	7.50	1.713	-	6.56	30.61	0.91	1.190	-153.9
1432	↓	↓	7.71	2.194	-	0.54	27.92	01.10	1.408	-195.8
1434	↓	↓	7.81	2.264	-	0.33	27.41	1.16	1.473	-214.9
Decon		Sampled @	1435							
1450	202	6-10	7.90	0.695	-	0.98	27.50	0.34	0450	-84.2
1452	↓	↓	7.80	0.688	-	0.58	27.30	0.33	0.448	-85.4
1458	↓	↓	7.75	0.684	-	0.38	2708	0.33	0.446	-103.C
		Sampled @	1455							
1502	202	11-15	7.60	0.584	-	6.02	29.24	0.28	0.374	-103.1
1504	↓	↓	7.77	0.585	-	0.56	26.85	0.28	0.381	-137.0
1506	↓	↓	7.77	0.589	-	0.30	27.26	0.28	0.383	-157.2
		Sampled @	1507							
1519	202	36-40	7.37	2.050	-	3.06	29.64	01.08	1.334	-162.2
1521	↓	↓	7.78	2.211	-	0.44	28.45	1.14	1.453	-198.1
1523	↓	↓	7.83	2.274	-	0.31	28.32	1.16	1.481	-210.5
		Sampled @	1524							
Decon										

Note: Insert units if not provided on sheet.

Geosyntec consultants

DAILY FIELD REPORT

Page 1 of

Project: UC39
Project No.: F0Ø552B
Contractors: EDS (JR + Darcy) KB Labs (Glenn Jackson)

Date: 7/15/10
Task No.: 12×0

Work Performed

Well Installation:
Soil Borings:
DPT: 153, 199, 198, 205, 224, 225, 149, 143
Well Inventory:
Other:

Sampling Soil:
Sampling SW/Sediment:
Sampling Monitor Wells:
Sampling Hazardous Waste:
Sampling Drums:

Observations/Issues of Concern

0600 Arrive @ Titusville office. Calibrate YSI & pack vehicle. Leave for site
0700 Arrive on site. Meet EDS drillers.
0715 Tailgate safety meeting
0720 Begin DPT 153. Hand Augered to 5' yesterday afternoon
0800 Finish DPT 153. Move to DPT 199 + hand auger to 5' while Darcy decons screens
0900 Finish DPT 199. " DPT 198 "
1000 Finish DPT 198. " DPT 205 "
1100 Finish DPT 205. " DPT 224 "
1150 Finish DPT 224. Lunch ~~PDT~~ NS and decon. Move to DPT 225
1235 Begin DPT 225.
1335 Finish DPT 225. Move to DPT 149 + hand auger to 5' while screens are deconed
1435 Finish DPT 149. " DPT 143 " "
1530 Finish DPT 143. Dump IDW. Grout DPT holes + perform rod maintenance.
1600 Transfer contents of Drums 178569 & 157341 from reconditioned drums to new drums. Old Drums to be taken by EDS. Same pallet ID used
1630 Drillers leave site to pick up one additional drum for use tomorrow

Plans/Future Activities

GPS DPT locations completed this week so far
1730 Finish GPS. Leave site
1800 Return to Titusville office. Unload vehicle + end the day.

[signature] 6/15/10
Signature/Date

j:\admnshare\rem-form\DAILY

Geosyntec Consultants
Water Quality Instrument Calibration Form

Project/Site: LC34 Project #: FO055IB Field Personnel: NRJ

Water Quality Meter - Model/Serial #: YSI 556 MPS / 09F100231 Turbidimeter - Model/Serial #

Dissolved Oxygen	DEP SOP FT 1500	Date	Time	Temp (°C)	Saturation (mg/L)[1]	Reading (mg/L)	Reading (%)	Pass or Fail
						Acceptance Criteria: +/-0.3mg/L		
(CAL) (CV) CCV		7/15/10	0615	23.35	8.514	7.32/8.51	85.9/99.9	(P) F
CAL ICV CCV								P F
CAL ICV CCV								P F
CAL ICV CCV								P F

Specific Conductance	DEP SOP FT 1200	Date	Time	Standard (mS/cm)	Standard Lot #	Standard Exp. Date	Reading (mS/cm)	Pass or Fail
						Acceptance Criteria: +/- 5%		
(CAL) (CV) CCV		7/15/10	0615	1.413	8057	6/7/11	1.480/1.413	(P) F
CAL ICV CCV								P F
CAL ICV CCV								P F
CAL ICV CCV								P F
CAL ICV CCV								P F
CAL ICV CCV								P F

pH	DEP SOP FT 1100	Date	Time	Standard (SU)	Standard Lot #	Standard Exp. Date	Reading (SU)	Pass or Fail
						Acceptance Criteria: +/-0.2 SU		
(CAL) (ICV) CCV		7/15/10	0615	4.0	7696	2/3/11	3.85/4.00	(P) F
(CAL) (ICV) CCV		↓	↓	7.0	7229	8/15/10	7.01/7.00	(P) F
(CAL) (ICV) CCV				10.0	7150	8/20/10	10.15/10.01	(P) F
CAL ICV CCV								P F
CAL ICV CCV								P F
CAL ICV CCV								P F

ORP	SOP N/A	Date	Time	Std. mV @ Temp °C	Standard Lot #	Standard Exp. Date	Reading (mV)	Pass or Fail
						Geosyntec Acceptance Criteria: +/- 5%		
(CAL) (ICV) CCV		7/15/10	0615	240@25	0971	7/13	239/	(P) F
CAL ICV CCV								P F
CAL ICV CCV								P F
CAL ICV CCV								P F

Specific Conductance Probe Cleaned? Yes (No) Disolved Oxygen membrane Changed? Yes (No)

0.1 - 10 NTU Std ____NTU	Date	Reading (NTU)	Pass or Fail
		Acceptance Criteria: +/- 10%	
CAL ICV CCV			P F
CAL ICV CCV			P F
CAL ICV CCV			P F
CAL ICV CCV			P F

11 - 40 NTU Std ____NTU	Date	Reading (NTU)	Pass or Fail
		Acceptance Criteria: +/- 8%	
CAL ICV CCV			P F
CAL ICV CCV			P F
CAL ICV CCV			P F
CAL ICV CCV			P F
CAL ICV CCV			P F
CAL ICV CCV			P F

41 - 100 NTU Std ____NTU	Date	Reading (NTU)	Pass or Fail
		Acceptance Criteria: +/- 6.5%	
CAL ICV CCV			P F
CAL ICV CCV			P F
CAL ICV CCV			P F
CAL ICV CCV			P F
CAL ICV CCV			P F
CAL ICV CCV			P F

>100 NTU Std ____NTU	Date	Reading (NTU)	Pass or Fail
		Acceptance Criteria: +/- 5%	
CAL ICV CCV			P F
CAL ICV CCV			P F
CAL ICV CCV			P F
CAL ICV CCV			P F

1. See Table FS 2200-2 on the back of this form

CAL - Initial Calibration

ICV - Initial Calibration Verification

CCV - Continuing Calibration Verification

Allow adequate time for the dissolved oxygen sensor to equilibrate during air calibration

Calibrate specific conductance using at least two standards that bracket the range of expected sample readings (unless readings < 0.1 mS/cm then one standard of 0.1 mS/cm is acceptable)

Calibrate pH using at least two standards (typ. pH 4 and 7) that bracket the range of expected sample readings; always start with pH 7, add a third calibration point if needed (i.e. pH > 7)

If parameter fails to calibrate within SOP acceptance criteria then append sample results with a "J" qualifier

Comments:

Geosyntec consultants

6/23/2009

DPT GEOCHEMICAL DATA FORM
DPT Location: 153, 199

Project Number: F005528
Date: 7/15/10

Time	DPT Location	Sample Depth	pH std units	Conductivity mS/cm	Turbidity NTUs	Diss. O_2 mg/L	Temp deg. C	Salinity %	TDS g/L	ORP mV
0718	153	6-10	8.04	0.710	-	9.61	26.43	0.35	0465	+10.5
0720	↓	↓	7.06	0.709	-	1.40	26.46	0.34	0.459	69.4
0722	↓	↓	6.65	0.692	-	0.79	26.35	0.33	0.449	10.3
		Sample@	0723							
0730	153	11-15	6.66	0.565	-	8.19	26.76	0.27	0.367	-23.4
0732	↓	↓	6.69	0.569	-	1.65	26.08	0.27	0.369	-88.2
0734	↓	↓	6.71	0.566	-	0.84	25.78	0.27	0.368	-100.2
		Sample@	0735							
0746	153	36-40	6.51	1.053	-	4.63	27.25	0.94	1.190	-112.7
0748	↓	↓	6.91	1.041	-	0.88	26.94	1.06	1.364	-166.9
0750	↓	↓	7.10	1.050	-	0.59	26.62	1.11	1.419	-197.1
Decon		Sample@	0751							
0820	199	6-10	7.73	0.666	-	9.01	27.17	0.32	0.433	-50.6
0822	↓	↓	7.47	0.666	-	1.26	26.54	0.32	0.433	-81.9
0824	↓	↓	7.32	0.666	-	0.74	26.11	0.32	0.426	-104.7
		Sample@	0825							
0831	199	11-15	7.18	0.743	-	9.08	27.18	0.36	0.490	-130.7
0833	↓	↓	7.15	0.762	-	1.61	26.86	0.37	0.496	-132.4
0835	↓	↓	7.15	0.760	-	0.79	25.50	0.37	0.494	-139.5
		Sample@	0836							
0849	199	36-40	6.94	1.765	-	6.71	27.26	0.94	1.222	-150.4
0851	↓	↓	7.19	2.008	-	1.48	26.71	1.03	1.309	-173.6
0853	↓	↓	7.32	2.199	-	0.64	26.15	1.12	1.435	-182.3
		Sample@	0854							
Decon										

Note: Insert units if not provided on sheet.

DPT GEOCHEMICAL DATA FORM

DPT Location: 198, 205

Project Number: F0055.2.B

Date: 7/15/10

Time	DPT Location	Sample Depth	pH std units	Conductivity mS/cm	Turbidity NTUs	Diss. O_2 mg/L	Temp deg. C	Salinity %	TDS g/L	ORP mV
0917	198	6-10	7.78	0.751	-	7.45	27.16	0.41	0.545	-84.3
0919	↓	↓	7.51	0.840	-	1.37	26.21	0.41	0.546	-120.0
0921	↓	↓	7.37	0.833	-	0.71	25.75	0.41	0.541	-134.1
		Sample @	0922							
0933	198	11-15	7.20	0.685	-	7.02	27.53	0.32	0.437	-154.9
0935	↓	↓	7.50	0.671	-	1.11	26.00	0.32	0.435	-158.8
0937	↓	↓	7.42	0.667	-	0.64	25.56	0.32	0.434	-161.1
		Sample @	0938							
0950	198	36-40	7.11	0.647	-	3.66	27.90	0.86	1.184	-145.7
0952	↓	↓	7.27	1.922	-	0.68	26.66	01.03	1.305	-174.7
0954	↓	↓	7.38	2.166	-	0.45	25.76	1.11	1.415	-185.5
		Sample @	0955							
Decon										
1013	205	6-10	7.86	0.761	-	9.14	28.31	0.37	0.492	-65.4
1015	↓	↓	7.62	0.755	-	3.04	27.93	0.37	0.490	-87.7
1017	↓	↓	7.49	0.749	-	0.69	27.54	0.36	0.486	-119.5
		Sample @	1018							
1027	205	11-15	7.51	0.710	-	3.63	28.37	0.34	0.454	-162.5
1029	↓	↓	7.50	0.704	-	1.03	27.86	0.34	0.458	-166.9
1031	↓	↓	7.44	0.703	-	0.57	27.41	0.34	0.457	-170.3
		Sample @	1032							
1045	205	36-40	7.19	1.921	-	3.19	29.67	0.98	1.265	-180.2
1047	↓	↓	7.37	2.048	-	0.59	28.85	1.05	1.357	-175.6
1049	↓	↓	7.49	2.190	-	0.39	28.10	1.07	1.390	-191.6
		Sample @	1050							
Decon										

Note: Insert units if not provided on sheet.

J:\adminshr\rem-frm\DPTFRM.XLS

DPT GEOCHEMICAL DATA FORM

DPT Location: 224, 225

Project Number: F005528

Date: 7/15/10

Time	DPT Location	Sample Depth	pH std units	Conductivity mS/cm	Turbidity NTUs	Diss. O_2 mg/L	Temp deg. C	Salinity %	TDS g/L	ORP mV
1107	224	6-10	7.91	0.490	-	7.94	29.36	0.41	0.545	-62.7
1109	↓	↓	7.71	0.838	-	1.24	27.36	0.41	0.544	-86.1
1111	↓	↓	7.54	0.830	-	0.66	26.96	0.40	0.539	-104.1
		Sampled @	1112							
1119	224	11-15	7.48	0.755	-	6.42	29.29	0.36	0.475	-131.2
1121	↓	↓	7.46	0.708	-	1.11	26.18	0.34	0.461	-140.2
1123	↓	↓	7.43	0.708	-	0.55	26.11	0.34	0.460	-144.9
		Sampled @	1124							
1135	224	36-40	7.25	01.850	-	6.43	30.68	0.95	1.230	-150.4
1137	↓	↓	7.40	1.972	-	0.71	29.30	1.01	1.304	-175.6
1139	↓	↓	7.53	2.170	-	0.41	28.32	1.11	1.361	-188.2
Decon & winch		Sampled @	1140							
1244	225	6-10	8.03	0.890	-	4.30	30.03	0.43	0.574	-13.5
1246	↓	↓	7.69	0.870	-	1.43	28.88	0.42	0.564	-62.3
1248	↓	↓	7.54	0.870	-	0.64	28.24	0.42	0566	-85.9
		Sampled @	1249							
1256	225	11-15	7.47	0.792	-	6.51	30.36	0.38	0508	-104.7
1258	↓	↓	7.55	0.780	-	1.09	27.91	0.38	0505	-131.4
1300	↓	↓	7.54	0.774	-	0.54	27.28	0.38	0.503	-157.1
		Sampled @	1301							
1320	225	36-40	7.74	2.045	-	038	30.88	1.03	1.327	-202.4
1322	↓	↓	7.76	2.067	-	034	30.05	1.05	1.350	-209.2
1324	↓	↓	7.80	2.099	-	0.31	2790	1.07	1.374	-212.0
		Sampled @	1325							
Decon										

Note: Insert units if not provided on sheet.

J:\adminshr\rem-frm\DPTFRM.XLS

DPT GEOCHEMICAL DATA FORM

DPT Location: 149

Project Number: F0055JB

Date: 7/15/10

Time	DPT Location	Sample Depth	pH std units	Conductivity mS/cm	Turbidity NTUs	Diss. O_2 mg/L	Temp deg. C	Salinity %	TDS g/L	ORP mV
1353	149	6-10	7.95	0.591	-	1.75	31.76	0.28	0.326	-77.0
1355	↓	↓	8.11	0.555	-	0.92	31.11	0.26	0.359	-79.1
1357	↓	↓	7.89	0.598	-	0.47	30.74	0.26	0.350	-82.1
		Sampled @	1358							
1405	149	11-15	7.75	0.715	-	4.23	32.52	0.35	0469	-108.3
1407	↓	↓	7.27	0.726	-	0.42	30.85	0.35	0471	-122.1
1409	↓	↓	7.23	0.722	-	0.25	30.18	0.35	0.469	-135.8
		Sampled	1410							
1422	149	36-40	7.35	2.083	-	2.49	31.60	0.04	1.340	-205.4
1424	↓	↓	7.58	2.198	-	0.84	30.33	1.12	1.441	-218.3
1426	↓	↓	7.71	2.293	-	0.44	30.37	1.17	1.496	-236.8
		Sampled	1427							
Decon										
1444	143	6-10	8.10	0.506	-	3.43	30.28	0.24	0.328	-66.5
1446	↓	↓	7.84	0.565	-	0.56	28.73	0.27	0.367	-104.6
1448	↓	↓	7.81	0.566	-	0.49	28.97	0.27	0368	-107.8
		Sampled	1449							
1457	143	11-15	7.59	0.761	-	3.08	30.35	0.37	0.495	-160.6
1459	↓	↓	7.56	0.751	-	0.78	29.02	0.36	0.485	-171.1
1501	↓	↓	7.54	0.739	-	0.43	28.54	0.36	0.480	-175.6
		Sampled	1502							
1515	143	36-40	7.64	1.981	-	5.10	34.23	0.95	1.232	-179.9
1517	↓	↓	7.84	1.971	-	0.90	34.71	0.99	1.283	-182.9
1519	↓	↓	7.97	1.998	-	0.38	33.71	1.00	1.301	-202.2
		Sampled	1520							

Note: Insert units if not provided on sheet.

J:\adminshr\rem-frm\DPTFRM.XLS

6

Geosyntec consultants

DAILY FIELD REPORT

Page 1 of

Project: LC34 Date: 7/16/10
Project No.: FO0552B Task No.: 12+0
Contractors: EDS (JR & Davey), KB Labs (Glenn Jackson)

Work Performed

Well Installation:
Soil Borings:
DPT: 144, 154, 196, 155, 158, 148, 131, 201
Well Inventory:
Other:

Sampling Soil:
Sampling SW/Sediment:
Sampling Monitor Wells:
Sampling Hazardous Waste:
Sampling Drums:

Observations/Issues of Concern

0600 Arrive @ Titusville office. Calibrate YSI & pack vehicle. Head to site
0700 Arrive on site. Drillers Decon screens. JR moving to DPT 144
0715 Tailgate H&S meeting. Begin DPT 144 attn. Davey decons screens from yesterday
0805 Finish DPT 144. Davey decons screens while JR moves to DPT 154 & Hand augers to 5'
0900 Finish DPT 154. " DPT 196 "
0955 Finish DPT 196. " DPT 155 "
1045 Finish DPT 155. " DPT 158 "
1135 Finish DPT 158. Lunch. Davey decons screens while JR breaks through asphalt @ DPT 148. Hand Auger to 5' after through asphalt.
1230 Begin DPT 148
1325 Finish DPT 148. Decon screens & move to DPT 131. Hand auger to 5'
1415 Finish DPT 131. " DPT 201 "
1505 Finish DPT 201. Decon screens & dump IDW.
1530 Mobile Lab Leaves site. EDS continues demob preparation. Screen decon pulet emptied into Drum
1605 EDS leaves site

Plans/Future Activities

1640 Return to Titusville office. Unpack vehicle & complete field forms
1800 End of the day

7/16/10
Signature/Date

Geosyntec Consultants
Water Quality Instrument Calibration Form

Project/Site: LC34 Project #: F00552B Field Personnel: NRS

Water Quality Meter - Model/Serial #: YSI 556 MPS / 09F100231 Turbidimeter - Model/Serial #

Dissolved Oxygen	DEP SOP FT 1500	Date	Time	Temp (°C)	Saturation (mg/L)[1]	Reading (mg/L)	Reading (%)	Pass or Fail
						Acceptance Criteria: +/-0.3mg/L		
CAL ICV CCV		7/16/10	0615	23.18	8.546	7.80/8.54	91.2/100.0	P F
CAL ICV CCV								P F
CAL ICV CCV								P F
CAL ICV CCV								P F

Specific Conductance	DEP SOP FT 1200	Date	Time	Standard (mS/cm)	Standard Lot #	Standard Exp. Date	Reading (mS/cm)	Pass or Fail
						Acceptance Criteria: +/- 5%		
CAL ICV CCV		7/16/10	0615	1.413	8057	6/7/11	1.401/1.414	P F
CAL ICV CCV								P F
CAL ICV CCV								P F
CAL ICV CCV								P F
CAL ICV CCV								P F
CAL ICV CCV								P F

pH	DEP SOP FT 1100	Date	Time	Standard (SU)	Standard Lot #	Standard Exp. Date	Reading (SU)	Pass or Fail
						Acceptance Criteria: +/-0.2 SU		
CAL ICV CCV		7/16/10	0615	4.0	7696	2/3/11	3.97/4.00	P F
CAL ICV CCV		↓	↓	7.0	7226	8/15/10	7.08/7.00	P F
CAL ICV CCV				10.0	7150	8/20/10	10.07/10.00	P F
CAL ICV CCV								P F
CAL ICV CCV								P F
CAL ICV CCV								P F

ORP	SOP N/A	Date	Time	Std. mV @ Temp °C	Standard Lot #	Standard Exp. Date	Reading (mV)	Pass or Fail
						Geosyntec Acceptance Criteria: +/- 5%		
CAL ICV CCV		7/16/10	0615	240@25	0971	7/13	~~[illegible]~~ 239.9/240.0	P F
CAL ICV CCV								P F
CAL ICV CCV								P F
CAL ICV CCV								P F

0.1 - 10 NTU Std ____NTU	Date	Reading (NTU)	Pass or Fail
	Acceptance Criteria: +/- 10%		
CAL ICV CCV			P F
CAL ICV CCV			P F
CAL ICV CCV			P F
CAL ICV CCV			P F

11 - 40 NTU Std ____NTU	Date	Reading (NTU)	Pass or Fail
	Acceptance Criteria: +/- 8%		
CAL ICV CCV			P F
CAL ICV CCV			P F
CAL ICV CCV			P F
CAL ICV CCV			P F
CAL ICV CCV			P F
CAL ICV CCV			P F

41 - 100 NTU Std ____NTU	Date	Reading (NTU)	Pass or Fail
	Acceptance Criteria: +/- 6.5%		
CAL ICV CCV			P F
CAL ICV CCV			P F
CAL ICV CCV			P F
CAL ICV CCV			P F
CAL ICV CCV			P F
CAL ICV CCV			P F

>100 NTU Std ____NTU	Date	Reading (NTU)	Pass or Fail
	Acceptance Criteria: +/- 5%		
CAL ICV CCV			P F
CAL ICV CCV			P F
CAL ICV CCV			P F
CAL ICV CCV			P F

Specific Conductance Probe Cleaned? Yes No Disolved Oxygen membrane Changed? Yes No

1. See Table FS 2200-2 on the back of this form

Comments:

CAL - Initial Calibration
ICV - Initial Calibration Verification
CCV - Continuing Calibration Verification
Allow adequate time for the dissolved oxygen sensor to equilibrate during air calibration
Calibrate specific conductance using at least two standards that bracket the range of expected sample readings (unless readings < 0.1 mS/cm then one standard of 0.1 mS/cm is acceptable)
Calibrate pH using at least two standards (typ. pH 4 and 7) that bracket the range of expected sample readings; always start with pH 7; add a third calibration point if needed (i.e. pH > 7)
If parameter fails to calibrate within SOP acceptance criteria then append sample results with a "J" qualifier

Geosyntec consultants

6/23/2009

WQ Cal Form (Version 1)

DPT GEOCHEMICAL DATA FORM
DPT Location: 144, 154

Project Number: FO 0552B
Date: 7/16/10

Time	DPT Location	Sample Depth	pH std units	Conductivity mS/cm	Turbidity NTUs	Diss. O_2 mg/L	Temp deg. C	Salinity %	TDS g/L	ORP mV
Decon										
0723	144	6-10	7.84	0.618	-	232	26.87	0.30	0.401	129.0
0725	↓	↓	7.37	0.616	-	1.16	26.84	0.30	0.400	124.3
0727	↓	↓	7.00	0.611	-	0.77	26.77	0.29	0.397	87.2
		Sample	0728							
0733	144	11-15	6.44	0.835	-	2.42	26.66	0.40	0.537	-33.6
0735	↓	↓	6.58	0.788	-	1.09	26.18	0.38	0.510	-53.8
0737	↓	↓	6.72	0.785	-	0.48	25.82	0.38	0.510	-83.9
		Sample	0738							
0752	144	36-40	6.78	1.964	-	1.40	27.19	1.03	1.339	-141.8
0754	↓	↓	7.07	2.202	-	0.45	26.86	1.17	1.475	-162.1
0756	↓	↓	7.23	2.262	-	0.33	26.67	1.16	1.474	-190.6
Decon		Sample	0757							
0816	154	6-10	7.92	0.533	-	7.19	28.23	0.26	0.348	-90.9
0818	↓	↓	7.75	0.542	-	1.48	27.82	0.26	0.355	-94.8
0820	↓	↓	7.62	0.556	-	2.31	27.27	0.27	0.364	-109.0
		Sample	0821							
0830	154	11-15	7.19	0.790	-	6.51	27.87	0.39	0.519	-110.5
0832	↓	↓	7.29	0.796	-	1.42	27.11	0.38	0.515	-133.7
0834	↓	↓	7.31	0.775	-	0.64	26.70	0.38	0.503	-152.4
		Sample	0835							
0848	154	36-40	7.17	2.035	-	6.43	28.84	01.09	1.345	-152.9
0850	↓	↓	7.33	2.157	-	0.72	27.85	1.10	1.414	-177.1
0852	↓	↓	7.46	2.177	-	0.76	26.95	1.11	1.420	-193.5
		Sample	0853							

Note: Insert units if not provided on sheet.

J:\adminshr\rem-frm\DPTFRM.XLS

DPT GEOCHEMICAL DATA FORM
DPT Location: 196, 155

Project Number: F005513
Date: 7/16/10

Time	DPT Location	Sample Depth	pH std units	Conductivity mS/cm	Turbidity NTUs	Diss. O_2 mg/L	Temp deg. C	Salinity %	TDS g/L	ORP mV
0912	196	6-10	7.99	0.580	-	2.30	28.94	0.27	0372	-84.0
0914	↓	↓	7.79	0.566	-	0.80	28.47	0.27	0.367	-94.0
0916	↓	↓	7.68	0.563	-	0.52	28.23	0.27	0.366	-107.2
		Sample@	1917							
0933	196	11-15	7.28	0.721	-	6.90	29.26	0.35	0.471	-146.0
0935	↓	↓	7.42	0.733	-	0.99	28.55	0.35	0.476	-162.9
0937	↓	↓	7.40	0.738	-	0.52	28.01	0.36	0.481	-174.0
		Sample@	0938							
0941	196	36-40	7.17	1.820	-	6.48	29.09	0.94	1.227	-172.5
0943	↓	↓	7.33	1.841	-	0.81	28.29	1.07	1385	-191.7
0945	↓	↓	7.52	2.195	-	0.37	2780	1.12	1.430	-211.9
Decon		Sample@	0946							
1005	155	6-10	8.08	0.484	-	7.41	31.79	0.28	0.300	-87.2
1007	↓	↓	7.95	0.448	-	0.89	30.60	0.21	0.289	-110.7
1009	↓	↓	7.79	0.439	-	0.43	29.83	0.21	0.285	-141.6
		Sample	1010							
1018	155	11-15	7.57	0.484	-	6.16	30.77	0.23	0.315	-172.0
1020	↓	↓	7.62	0.483	-	1.06	29.49	0.23	0.313	-189.0
1022	↓	↓	7.64	0.479	-	0.53	29.29	0.23	0.311	-193.8
		Sample@	1023							
1035	155	36-40	7.15	1.391	-	5.32	31.77	0.73	0.977	-141.4
1037	↓	↓	7.39	1.890	-	1.20	30.13	01.00	1.309	-213.4
1039	↓	↓	7.57	2.112	-	0.55	28.43	1.08	1.381	-233
Decon		Sample@	1040							

Note: Insert units if not provided on sheet.

DPT GEOCHEMICAL DATA FORM

DPT Location: 158, 148

Project Number: F0405528

Date: 7/16/10

Time	DPT Location	Sample Depth	pH std units	Conductivity mS/cm	Turbidity NTUs	Diss. O_2 mg/L	Temp deg. C	Salinity %	TDS g/L	ORP mV
1056	148	6-10	7.93	0.495	-	3.93	32.20	0.23	0.319	-137.0
1058	↓	↓	7.93	0.483	-	0.84	30.82	0.23	0.312	-148.8
1100	↓	↓	7.86	0.475	-	0.49	30.10	0.23	0.309	-160.9
		Sampled @	1101							
1107	158	11-15	7.73	0.474	-	5.62	31.08	0.22	0.305	-181.2
1109	↓	↓	7.79	0.472	-	1.07	29.26	0.23	0.311	-186.3
1111	↓	↓	7.76	0.479	-	0.50	29.14	0.23	0.311	-194.4
		Sampled @	1112							
1124	158	36-40	7.27	01.902	-	4.78	32.68	0.98	0.282	-170.4
1126	↓	↓	7.56	1.954	-	0.72	31.60	1.02	1.323	-207.4
1128	↓	↓	7.70	2.138	-	0.38	30.02	1.08	1.393	-229.7
Decon + Lunch		Sampled	1129							
1245	148	6-10	8.02	0.670	-	1.70	33.25	0.32	0.407	-52.2
1247	↓	↓	7.90	0.639	-	0.44	32.80	0.30	0.413	-70.9
1249	↓	↓	7.81	0.631	-	0.32	32.46	0.30	0.410	-107.9
		Sampled @	1250							
1255	148	11-15	7.85	0.580	-	1.98	33.18	0.28	0.380	-164.9
1257	↓	↓	7.77	0.585	-	0.48	31.61	0.28	0.380	-171.1
1259	↓	↓	7.73	0.583	-	0.29	31.15	0.28	0.378	-175.8
		Sampled @	1300							
1312	148	36-40	7.50	1.888	-	5.20	33.45	0.99	1.277	-167.2
1314	↓	↓	7.55	2.044	-	0.78	32.06	1.04	1.348	-186.6
1316	↓	↓	7.79	2.240	-	0.28	31.74	1.14	1.460	-235.7
		Sampled @	1317							
Decon										

Note: Insert units if not provided on sheet.

J:\adminshr\rem-frm\DPTFRM.XLS

16

DPT GEOCHEMICAL DATA FORM
DPT Location: 131, 201

Project Number: AQ0552B
Date: 7/16/10

Time	DPT Location	Sample Depth	pH std units	Conductivity mS/cm	Turbidity NTUs	Diss. O_2 mg/L	Temp deg. C	Salinity %	TDS g/L	ORP mV
1334	131	6-10	8.01	0.562	–	9.55	32.40	0.26	0.360	-80.3
1336	↓	↓	8.03	0.534	–	1.12	30.87	0.25	0.346	-93.7
1338	↓	↓	7.88	0.524	–	0.83	30.12	0.25	0.339	-117.7
		Sampled @	1339							
1346	131	11-15	7.55	0.607	–	5.58	31.77	0.29	0.395	-127.7
1347	↓	↓	7.66	0.599	–	0.87	30.86	0.29	0.389	-139.6
1349	↓	↓	7.67	0.598	–	0.37	30.85	0.29	0.390	-151.7
		Sampled	1350							
1401	131	36-40	7.29	1.834	–	4.60	32.75	0.97	1.272	-157.6
1403	↓	↓	7.52	2.029	–	0.25	31.05	1.04	1.357	-187.2
1405	↓	↓	7.69	2.152	–	0.12	30.72	1.10	1.409	-206.2
Decon		Sampled @	1406							
1422	201	6-10	8.13	0.577	–	7.23	32.13	0.27	0.369	-83.0
1424	↓	↓	8.00	0.537	–	1.11	31.09	0.25	0.345	-74.5
1426	↓	↓	7.85	0.529	–	0.60	30.22	0.25	0.343	-94.7
		Sampled @	1427							
1435	201	11-15	7.81	0.603	–	4.47	31.30	0.28	0.384	-134.8
1437	↓	↓	7.81	0.608	–	0.63	29.72	0.29	0.388	-158.0
1439	↓	↓	7.74	0.621	–	0.38	29.15	0.30	0.403	-168.4
		Sampled @	1440							
1451	201	36-40	7.34	1.987	–	0.65	31.50	1.03	1.334	-171.6
1453	↓	↓	7.54	2.145	–	0.13	29.17	1.10	1.388	-205.9
1455	↓	↓	7.74	2.234	–	0.10	28.78	1.14	1.455	-209.9
Decon		Sampled @	1456							

Note: Insert units if not provided on sheet.

J:\adminshr\rem-frm\DPTFRM.XLS

DPT SAMPLING
DECEMBER 2010

FIELD FORMS

Geosyntec consultants

DAILY FIELD REPORT

Page 1 of 1

Project: ~~LC40~~ LC34
Project No.: F00550
Date: 12/13/10
Task No.:
Contractors: EOS- Glen Pennington & Michael Scripe KB Labs- Glenn Jackson
SpecPro- Shane Russell

Work Performed

Well Installation:
Soil Borings:
DPT: X
Well Inventory:
Other:

Sampling Soil:
Sampling SW/Sediment:
Sampling Monitor Wells:
Sampling Hazardous Waste:
Sampling Drums:

Observations/Issues of Concern

0630 Arrive at office. Calibrate & load equipment. call CCAFS Duty office - get OK to dig.
0730 meet KB Labs and EOS at badging station.
0800 meet SpecPro onsite. Call Security. Conduct Tailgate meeting. Discuss trail clearing with SpecPro.
0900 Set up on DPT0312 (Location A on map). Attempted to sample at 6-10 ft bgs but had not hit groundwater yet due to pad elevation. Sampled at 11-15', 16-20', 23-27', 36-40', 41-45' & 46-50'.
1145 Set up on DPT0313. Sample at 6-10', 11-15', 16-20', 23-27', 36-40' and 41-45'. (Location B on map).
1445 Set up on DPT0314. Sample at 6-10', 11-15', 16-20', 23-27', 36-40' & 41-45'. (Location E on map)
1700 Left site.

Plans/Future Activities

Hand auger all locations to 5'.
IDW is being drummed and will be disposed of in remediation system.

Janet Barlow 12/13/10
Signature/Date

Geosyntec sultants

Water Quality Instrument Calibration Form

Project/Site: LC34 Project #: F0A552 Field Personnel: Jon Barfus

Water Quality Meter - Model/Serial #: YSI 556 08A100738 Turbidimeter - Model/Serial #

Dissolved Oxygen	DEP SOP FT 1500	Date	Time	Temp (°C)	Saturation (mg/L)[1]	Reading (mg/L)	Reading (%)	Pass or Fail
						Acceptance Criteria: +/-0.3mg/L		
(CAL) (ICV) CCV		12/13/10	0645	16.44	9.787	9.06→9.78	92.7→100.0	(P) F
CAL ICV CCV								P F
CAL ICV CCV								P F
CAL ICV CCV								P F

Specific Conductance	DEP SOP FT 1200	Date	Time	Standard (mS/cm)	Standard Lot #	Standard Exp. Date	Reading (mS/cm)	Pass or Fail
						Acceptance Criteria: +/- 5%		
(CAL) (ICV) CCV		12/13/10	0635	1.413	7807	3/2011	1.435→1.413	(P) F
CAL ICV CCV								P F
CAL ICV CCV								P F
CAL ICV CCV								P F
CAL ICV CCV								P F
CAL ICV CCV								P F

pH	DEP SOP FT 1100	Date	Time	Standard (SU)	Standard Lot #	Standard Exp. Date	Reading (SU)	Pass or Fail
						Acceptance Criteria: +/-0.2 SU		
(CAL) (ICV) CCV		12/13/10	0630	4.0	2903546	3/2011	4.02→4.00	(P) F
CAL (ICV) CCV		"	"	7.0	2002012	1/2012	7.12→7.00	(P) F
CAL (ICV) CCV		"	"	10.0	1002035	1/2011	9.83→9.97	(P) F
CAL ICV CCV								P F
CAL ICV CCV								P F
CAL ICV CCV								P F

ORP	SOP N/A	Date	Time	Std. mV @ Temp °C	Standard Lot #	Standard Exp. Date	Reading (mV)	Pass or Fail
						Geosyntec Acceptance Criteria: +/- 5%		
(CAL) (ICV) CCV		12/13/10	0646	240@25°C	G-2487	10/2012	209.2→240.0	(P) F
CAL ICV CCV								P F
CAL ICV CCV								P F
CAL ICV CCV								P F

Specific Conductance Probe Cleaned? Yes (No) Disolved Oxygen membrane Changed? Yes (No)

0.1 - 10 NTU Std ____NTU	Date	Reading (NTU)	Pass or Fail
		Acceptance Criteria: +/- 10%	
CAL ICV CCV			P F
CAL ICV CCV			P F
CAL ICV CCV			P F
CAL ICV CCV			P F

11 - 40 NTU Std ____NTU	Date	Reading (NTU)	Pass or Fail
		Acceptance Criteria: +/- 8%	
CAL ICV CCV			P F
CAL ICV CCV			P F
CAL ICV CCV			P F
CAL ICV CCV			P F
CAL ICV CCV			P F
CAL ICV CCV			P F

41 - 100 NTU Std ____NTU	Date	Reading (NTU)	Pass or Fail
		Acceptance Criteria: +/- 6.5%	
CAL ICV CCV			P F
CAL ICV CCV			P F
CAL ICV CCV			P F
CAL ICV CCV			P F
CAL ICV CCV			P F
CAL ICV CCV			P F

>100 NTU Std ____NTU	Date	Reading (NTU)	Pass or Fail
		Acceptance Criteria: +/- 5%	
CAL ICV CCV			P F
CAL ICV CCV			P F
CAL ICV CCV			P F
CAL ICV CCV			P F

1. See Table FS 2200-2 on the back of this form

CAL - Initial Calibration

ICV - Initial Calibration Verification

CCV - Continuing Calibration Verification

Allow adequate time for the dissolved oxygen sensor to equilibrate during air calibration

Calibrate specific conductance using at least two standards that bracket the range of expected sample readings (unless readings < 0.1 mS/cm then one standard of 0.1 mS/cm is acceptable)

Calibrate pH using at least two standards (typ. pH 4 and 7) that bracket the range of expected sample readings; always start with pH 7; add a third calibration point if needed (i.e. pH > 7)

If parameter fails to calibrate within SOP acceptance criteria then append sample results with a "J" qualifier

Comments:

Geosyntec consultants

6/23/2009

DPT GEOCHEMICAL DATA FORM

DPT Location: DPT0312 (A)

Project Number: F09552

Date: 12/13/10

DPT Location (Time 360)	Sample Depth ft	pH std units	Conductivity mS/cm	Turbidity NTUs	Diss. O_2 mg/L	Temp deg. C	Salinity %	TDS g/L	ORP mV
0920	6-10	Not Sampled - no groundwater							
0934	11-15	6.87	0.458	—	3.08	22.22	0.22	0.297	-146.3
0936	11-15	7.32	0.450	—	3.07	21.81	0.22	0.291	-137.2
0938	11-15	7.37	0.447	—	3.10	21.92	0.21	0.290	-128.5
	Sampled at 0939								
0948	16-20	7.61	0.653	—	0.70	22.92	0.32	0.425	-204.0
0950	16-20	7.58	0.652	—	0.70	23.06	0.32	0.425	-206.6
0952	16-20	7.57	0.653	—	0.71	23.16	0.32	0.424	-206.4
	Sampled at 0953								
1011	23-27	7.61	0.616	—	1.35	16.59	0.25	0.500	-256.2
1013	23-27	7.62	0.475	—	0.34	16.68	0.22	0.460	-258.0
1015	23-27	7.62	0.452	—	0.26	17.00	0.22	0.444	-259.8
	Sampled at 1016								
1031	36-40	7.57	0.555	—	0.65	15.23	0.27	0.351	-295.8
1033	36-40	7.62	0.521	—	0.28	15.72	0.24	0.332	-297.9
1035	36-40	7.63	0.488	—	0.24	16.19	0.23	0.314	-299.7
	Sampled at 1036								
1052	41-45	7.71	0.408	—	0.16	14.97	0.20	0.265	-351.5
1054	41-45	7.64	0.406	—	0.14	15.22	0.20	0.263	-352.7
1056	41-45	7.64	0.403	—	0.15	15.54	0.19	0.261	-353.9
	Sampled at 1057								
1113	46-50	7.60	0.386	—	0.10	15.55	0.19	0.249	-457.5
1115	46-50	7.60	0.382	—	0.11	16.07	0.18	0.247	-458.6
1117	46-50	7.60	0.380	—	0.11	16.38	0.18	0.247	-459.7
	Sampled at 1118								

Note: Insert units if not provided on sheet.

DPT GEOCHEMICAL DATA FORM

DPT Location: DPT0313 (B)

Project Number: F08552

Date: 12/13/10

DPT Location	Sample Depth ft	pH std units	Conductivity mS/cm	Turbidity NTUs	Diss. O_2 mg/L	Temp deg. C	Salinity %	TDS g/L	ORP mV
1200	6-10	7.87	0.513	—	1.77	19.45	0.25	0.335	-190.8
1202	6-10	7.83	0.518	—	1.46	19.49	0.25	0.339	-191.5
1204	6-10	7.80	0.523	—	1.29	19.52	0.26	0.340	-191.4
	Sampled 1205								
1304	11-15	7.18	0.780	—	1.58	19.67	0.39	0.524	-215.7
1306	11-15	7.57	0.817	—	1.48	20.77	0.41	0.541	-220.9
1308	11-15	7.67	0.836	—	1.35	21.21	0.41	0.546	-219.4
	Sampled at 1309								
1315	16-20	7.70	0.871	—	1.38	19.48	0.40	0.524	-217.4
1317	16-20	7.46	0.820	—	1.28	22.66	0.41	0.544	-218.0
1319	16-20	7.47	0.814	—	1.09	22.87	0.42	0.557	-216.5
	Sampled at 1320								
1327	23-27	7.54	0.782	—	0.64	20.57	0.36	0.477	-245.2
1329	23-27	7.56	0.740	—	0.53	22.64	0.37	0.490	-244.3
1331	23-27	7.61	0.767	—	0.53	22.71	0.38	0.502	-247.4
	Sampled at 1332								
1345	36-40	7.73	1.755	—	0.45	13.79	0.96	1.118	-273.3
1347	36-40	8.05	2.002	—	0.43	14.25	1.03	1.302	-265.5
1349	36-40	8.01	1.978	—	0.39	15.12	0.97	1.255	-264.7
	Sampled at 1350								
1410	41-45	8.05	2.237	—	1.23	18.57	1.14	1.402	-246.8
1412	41-45	7.98	2.038	—	0.96	20.56	1.07	1.378	-259.2
1414	41-45	8.10	2.310	—	0.84	21.18	1.22	1.553	-278.2
	Sampled at 1415								

Note: Insert units if not provided on sheet.

DPT GEOCHEMICAL DATA FORM

Project Number: 500552

DPT Location: DPT0314 (E)

Date: 12/15/10

Time DPT Location	Sample Depth ft	pH std units	Conductivity mS/cm	Turbidity NTUs	Diss. O_2 mg/L	Temp deg. C	Salinity %	TDS g/L	ORP mV
1500	6-10	7.47	0.727	—	1.95	21.01	0.35	0.470	-164.2
1502	6-10	7.50	0.720	—	1.72	21.38	0.35	0.467	-165.9
1504	6-10	7.49	0.716	—	1.56	21.47	0.35	0.465	-166.4
	Sampled at	1505							
1512	11-15	7.47	0.795	—	0.67	19.18	0.40	0.536	-210.1
1514	11-15	7.50	0.834	—	0.59	19.46	0.41	0.548	-219.9
1516	11-15	7.50	0.857	—	0.57	19.76	0.42	0.556	-226.7
	Sampled at	1517							
1526	16-20	7.57	2.700	—	0.27	20.75	1.38	1.721	-303.0
1528	16-20	7.67	2.627	—	0.25	21.12	1.35	1.693	-306.9
1530	16-20	7.67	2.582	—	0.27	21.39	1.33	1.668	-309.3
	Sampled at	1531							
1539	23-27	7.64	3.675	—	0.17	17.44	1.96	2.411	-339.8
1541	23-27	7.72	3.717	—	0.15	17.83	1.97	2.411	-341.5
1543	23-27	7.73	3.700	—	0.14	18.37	1.95	2.396	-343.3
	Sampled at	1544							
1600	36-40	7.84	4.002	—	0.18	15.15	2.10	2.545	-380.6
1602	36-40	7.83	3.900	—	0.11	15.59	2.07	2.519	-380.3
1604	36-40	7.83	3.859	—	0.11	16.21	2.04	2.493	-381.3
	Sampled at	1605							
1617	41-45	7.70	2.699	—	0.05	14.19	1.41	1.752	-489.9
1619	41-45	7.72	2.692	—	0.06	14.10	1.40	1.749	-486.4
1621	41-45	7.72	2.685	—	0.04	14.03	1.40	1.746	-485.5
	Sampled at	1622							

Note: Insert units if not provided on sheet.

Geosyntec consultants

DAILY FIELD REPORT

Page 1 of 1

Project: LC34
Project No.: F00552
Date: 12/14/10
Task No.:
Contractors: EDS - Glen Pennington & Michael Scripes; KB Labs - Glenn Jackson
SpecPro - Shane Russell

Work Performed

Well Installation:
Soil Borings:
DPT: X
Well Inventory:
Other:

Sampling Soil:
Sampling SW/Sediment:
Sampling Monitor Wells:
Sampling Hazardous Waste:
Sampling Drums:

Observations/Issues of Concern

0630 Arrive at office. Calibrate & load equipment, Call CCAFS Duty office - OK to dig.
0730 meet EDS, KB labs and SpecPro on site. Call CCAFS security, Talk to Shane about clearing paths. Conduct Tailgate meeting.
0800 Set up on DPT0315.(F) Geoprobe will not start - dead batteries. Cannot get vehicle close to jump start it. Change out batteries from vehicles until it starts.
0930 Sample at 6-10', 11-15', 16-20', 23-27', 36-40' and 41-45'
1215 Sample DPT0316 (Location H on map) at 6-10', 11-15', 16-20', 23-27', 36-40' and 41-45'
1415 Sample DPT0317 (Location G on map) at 6-10', 11-15', 16-20', 23-27', 36-40' and 41-45'
1600 Sample DPT0318 (Location D on map) at 6-10' and 11-15'
1700 Leave site.

Plans/Future Activities

Janet Barfus 12/14/10
Signature/Date

Geosyntec sultants

Water Quality Instrument Calibration Form

Project/Site: LC34 Project #: F00552 Field Personnel: Jan Barfus

Water Quality Meter - Model/Serial #: YSI 556 / 08A100738 Turbidimeter - Model/Serial #

Dissolved Oxygen	DEP SOP FT 1500	Date	Time	Temp (°C)	Saturation (mg/L)[1]	Reading (mg/L)	Reading (%)	Pass or Fail
						Acceptance Criteria: +/-0.3mg/L		
(CAL) ICV CCV		12/14/10	0645	17.71	9.526	10.33→9.53	108.5→100.2	(P) F
CAL ICV CCV								P F
CAL ICV CCV								P F
CAL ICV CCV								P F

Specific Conductance	DEP SOP FT 1200	Date	Time	Standard (mS/cm)	Standard Lot #	Standard Exp. Date	Reading (mS/cm)	Pass or Fail
						Acceptance Criteria: +/- 5%		
(CAL) (ICV) CCV		12/14/10	0635	1.413	7807	3/2011	1.435→1.413	(P) F
CAL ICV CCV								P F
CAL ICV CCV								P F
CAL ICV CCV								P F
CAL ICV CCV								P F
CAL ICV CCV								P F

pH	DEP SOP FT 1100	Date	Time	Standard (SU)	Standard Lot #	Standard Exp. Date	Reading (SU)	Pass or Fail
						Acceptance Criteria: +/-0.2 SU		
(CAL) (ICV) CCV		12/14/10	0630	4.0	2903546	3/2011	4.06→4.00	(P) F
CAL (ICV) CCV		"	"	7.0	2002012	4/2012	6.97→7.00	(P) F
CAL (ICV) CCV		"	"	10.0	1002035	7/2011	9.81→9.97	(P) F
CAL ICV CCV								P F
CAL ICV CCV								P F
CAL ICV CCV								P F

ORP	SOP N/A	Date	Time	Std. mV @ Temp °C	Standard Lot #	Standard Exp. Date	Reading (mV)	Pass or Fail
						Geosyntec Acceptance Criteria: +/- 5%		
(CAL) (ICV) CCV		12/14/10	0640	240@25°C	G2487	10/2012	240.5→240.0	(P) F
CAL ICV CCV								P F
CAL ICV CCV								P F
CAL ICV CCV								P F

Specific Conductance Probe Cleaned? Yes (No) Disolved Oxygen membrane Changed? Yes (No)

0.1 - 10 NTU Std ____NTU	Date	Reading (NTU)	Pass or Fail
		Acceptance Criteria: +/- 10%	
CAL ICV CCV			P F
CAL ICV CCV			P F
CAL ICV CCV			P F
CAL ICV CCV			P F

11 - 40 NTU Std ____NTU	Date	Reading (NTU)	Pass or Fail
		Acceptance Criteria: +/- 8%	
CAL ICV CCV			P F
CAL ICV CCV			P F
CAL ICV CCV			P F
CAL ICV CCV			P F
CAL ICV CCV			P F
CAL ICV CCV			P F

41 - 100 NTU Std ____NTU	Date	Reading (NTU)	Pass or Fail
		Acceptance Criteria: +/- 6.5%	
CAL ICV CCV			P F
CAL ICV CCV			P F
CAL ICV CCV			P F
CAL ICV CCV			P F
CAL ICV CCV			P F
CAL ICV CCV			P F

>100 NTU Std ____NTU	Date	Reading (NTU)	Pass or Fail
		Acceptance Criteria: +/- 5%	
CAL ICV CCV			P F
CAL ICV CCV			P F
CAL ICV CCV			P F
CAL ICV CCV			P F

1. See Table FS 2200-2 on the back of this form

CAL - Initial Calibration

ICV - Initial Calibration Verification

CCV - Continuing Calibration Verification

Comments:

Allow adequate time for the dissolved oxygen sensor to equilibrate during air calibration

Calibrate specific conductance using at least two standards that bracket the range of expected sample readings (unless readings < 0.1 mS/cm then one standard of 0.1 mS/cm is acceptable)

Calibrate pH using at least two standards (typ. pH 4 and 7) that bracket the range of expected sample readings; always start with pH 7; add a third calibration point if needed (i.e. pH > 7)

If parameter fails to calibrate within SOP acceptance criteria then append sample results with a "J" qualifier

Geosyntec consultants

DPT GEOCHEMICAL DATA FORM

Project Number: F00552

DPT Location: Time DPT0315 (F)

Date: 1/31/06

DPT Location	Sample Depth ft	pH std units	Conductivity mS/cm	Turbidity NTUs	Diss. O_2 mg/L	Temp deg. C	Salinity %	TDS g/L	ORP mV
0945	6-10	7.24	0.754	—	1.15	21.71	0.37	0.486	-62.6
0947	6-10	7.22	0.745	—	0.78	22.98	0.36	0.480	-75.1
0949	6-10	7.24	0.741	—	0.71	23.42	0.36	0.481	-84.2
	Sampled at 0950								
0959	11-15	7.47	0.849	—	0.63	20.54	0.40	0.553	-187.2
1001	11-15	7.44	0.854	—	0.53	21.78	0.42	0.560	-183.4
1003	11-15	7.41	0.830	—	0.51	22.74	0.43	0.572	-178.5
	Sampled at 1004								
1009	16-20	7.54	1.953	—	1.60	19.47	1.02	1.295	-211.2
1011	16-20	7.54	1.972	—	0.99	21.60	1.00	1.274	-219.4
1013	16-20	7.55	1.954	—	0.87	22.29	0.99	1.266	-223.0
	Sampled at 1014								
1021	23-27	7.65	4.582	—	1.04	18.97	2.49	3.011	-218.2
1023	23-27	7.68	4.717	—	0.69	20.66	2.56	3.132	-227.4
1025	23-27	7.71	4.862	—	0.65	21.20	2.62	3.174	-231.1
	Sampled at 1026								
1045	36-40	7.79	6.359	—	0.68	19.83	3.45	4.087	-216.4
1047	36-40	7.78	6.165	—	0.64	20.35	3.36	3.994	-218.4
1049	36-40	7.80	6.175	—	0.63	20.13	3.38	4.028	-220.2
	Sampled at 1050								
1101	41-45	7.91	4.133	—	1.42	16.23	2.34	2.913	-208.6
1103	41-45	7.88	4.656	—	0.60	16.40	2.52	3.041	-209.9
1105	41-45	7.87	4.710	—	0.54	16.74	2.58	3.127	-231.5
	Sampled at 1106								

Note: Insert units if not provided on sheet.

DPT GEOCHEMICAL DATA FORM

Project Number: F00552

DPT Location: DPT036 (H)

Date: 12/14/10

Time DPT Location	Sample Depth ft	pH std units	Conductivity M S/cm	Turbidity NTUs	Diss. O_2 M g/L	Temp deg. C	Salinity %	TDS g/L	ORP mV
1234	6-10	7.48	0.801	—	1.79	19.96	0.40	0.526	-191.8
1236	6-10	7.52	0.819	—	1.31	20.65	0.40	0.534	-189.6
1238	6-10	7.54	0.826	—	1.20	21.08	0.41	0.540	-188.5
	Sampled at 1239								
1247	11-15	7.54	1.104	—	0.57	21.16	0.57	0.755	-210.3
1249	11-15	7.63	1.196	—	0.60	21.36	0.60	0.790	-212.5
1251	11-15	7.62	1.220	—	0.50	21.94	0.61	0.797	-213.6
Sampled at 1252									
1254	16-20	8.01	2.223	—	1.71	22.15	1.13	1.432	-231.4
1256	16-20	7.89	2.219	—	1.29	23.09	1.17	1.492	-233.5
1258	16-20	7.86	2.263	—	1.08	22.22	1.16	1.467	-235.6
	Sampled at 1259								
1311	23-27	7.77	3.624	—	1.85	17.87	2.29	2.840	-239.8
1313	23-27	7.80	6.221	—	1.01	17.89	3.68	4.402	-242.4
1315	23-27	7.80	7.091	—	0.88	18.08	4.00	4.734	-244.5
	Sampled at 1316								
1327	36-40	7.58	8.321	—	0.44	19.22	5.06	6.028	-204.4
1329	36-40	7.62	9.852	—	0.35	20.41	6.06	7.002	-206.7
1331	36-40	7.63	11.07	—	0.32	20.53	6.38	7.316	-207.9
	Sampled at 1332								
1345	41-45	7.48	6.613	—	0.96	18.96	3.17	3.583	-232.7
1347	41-45	7.49	5.804	—	0.21	19.28	3.17	3.788	-232.7
1349	41-45	7.51	5.709	—	0.22	19.18	3.03	3.622	-232.9
	Sampled at 1350								

Note: Insert units if not provided on sheet.

DPT GEOCHEMICAL DATA FORM

Project Number: F0552

DPT Location: Time DPT0317 (G)

Date: 12/14/10

~~DPT~~ Location	Sample Depth (ft)	pH std units	Conductivity m S/cm	Turbidity NTUs	Diss. O_2 m g/L	Temp deg. C	Salinity %	TDS g/L	ORP mV
1425	6-10	7.41	0.836	—	0.89	21.77	0.41	0.540	-166.3
1427	6-10	7.43	0.778	—	0.79	21.75	0.41	0.538	-166.9
1429	6-10	7.41	0.827	—	0.71	21.78	0.40	0.536	-167.1
	Sampled at 1430								
1439	11-15	7.53	0.860	—	0.69	21.91	0.43	0.567	-205.5
1441	11-15	7.53	0.885	—	0.56	22.84	0.44	0.580	-205.7
1443	11-15	7.52	0.895	—	0.51	23.50	0.44	0.583	-202.4
	Sampled at 1444								
1457	16-20	7.69	1.796	—	0.90	18.17	1.05	1.378	-238.1
1453	16-20	7.63	1.948	—	0.72	18.52	0.89	1.117	-228.9
1455	16-20	7.60	1.622	—	0.65	18.73	0.79	1.001	-230.2
	Sampled at 1456								
1506	23-27	7.69	1.773	—	0.76	16.73	0.93	1.188	-241.6
1508	23-27	7.64	1.841	—	0.56	16.87	0.94	1.205	-242.7
1510	23-27	7.63	1.859	—	0.52	16.91	0.95	1.211	-244.1
	Sampled at 1511								
1524	36-40	7.45	3.323	—	0.57	17.64	3.52	4.232	-222.9
1526	36-40	7.54	7.780	—	0.49	17.59	4.82	5.756	-224.7
1528	36-40	7.59	9.327	—	0.43	17.78	5.47	6.369	-224.7
	Sampled at 1529								
1550	41-45	8.07	5.583	—	1.28	19.40	2.96	3.517	-235.6
1552	41-45	8.07	5.387	—	1.06	19.64	2.90	3.485	-238.8
1554	41-45	8.09	5.321	—	0.95	19.72	2.86	3.426	-239.2
	Sampled at 1555								

Note: Insert units if not provided on sheet.

J:\adminshr\rem-frm\DPTFRM.XLS

Geosyntec consultants

DAILY FIELD REPORT

Page 1 of 1

Project: LC34
Project No.: FO0552
Date: 12/15/10
Task No.:
Contractors: EDS- Glen Pennington & Michael Scripe; KB Labs- Glenn Jackson
SpecPro- Shane Russell

Work Performed

Well Installation:
Soil Borings:
DPT: X
Well Inventory:
Other:

Sampling Soil:
Sampling SW/Sediment:
Sampling Monitor Wells:
Sampling Hazardous Waste:
Sampling Drums:

Observations/Issues of Concern

0630 Arrive at office. Calibrate & load equipment, call CCAFS duty office - OK to dig.
0730 meet EDS & KB Labs on site. Conduct tailgate meeting. Call CCAFS security. EDS starts attempting to start Geoprobe.
0800 SpecPro on site. Discuss clearing Trails.
0900 Geoprobe still will not start. EDS leaves site to get a new starter.
1100 Spec Pro completes path clearing.
1200 EDS back on site. Install new starter.
1230 Sample DPT0318(D) at 16-20', 23-27', 36-40' and 41-45'.
1400 Sample DPT0319 at 6-10', 11-15', 16-20', 23-27', 36-40' and 41-45'. (Location I on map)
1545 Sample DPT0320 at 6-10', 11-15', 16-20', 23-27', 36-40' and 41-45'.
1745 Leave site

Plans/Future Activities

Janet Barfus 12/15/10
Signature/Date

Geosyntec Consultants
Water Quality Instrument Calibration Form

Project/Site: LC34 Project #: FA0552 Field Personnel: Jan Barfus

Water Quality Meter - Model/Serial #: YSI 556 / 08A100738 Turbidimeter - Model/Serial #

Dissolved Oxygen	DEP SOP FT 1500	Date	Time	Temp (°C)	Saturation (mg/L)[1]	Reading (mg/L)	Reading (%)	Pass or Fail
						Acceptance Criteria: +/-0.3mg/L		
(CAL) (ICV) CCV		12/15/10	0645	18.27	9.409	9.21→9.40	98.0→100.0	P F
CAL ICV CCV								P F
CAL ICV CCV								P F
CAL ICV CCV								P F

Specific Conductance	DEP SOP FT 1200	Date	Time	Standard (mS/cm)	Standard Lot #	Standard Exp. Date	Reading (mS/cm)	Pass or Fail
						Acceptance Criteria: +/- 5%		
(CAL) (ICV) CCV		12/15/10	0635	1.413	7807	3/2011	1.499→1.413	P F
CAL ICV CCV								P F
CAL ICV CCV								P F
CAL ICV CCV								P F
CAL ICV CCV								P F
CAL ICV CCV								P F

pH	DEP SOP FT 1100	Date	Time	Standard (SU)	Standard Lot #	Standard Exp. Date	Reading (SU)	Pass or Fail
						Acceptance Criteria: +/-0.2 SU		
(CAL) (ICV) CCV		12/15/10	0630	4.0	2903546	3/2011	4.14→4.000	P F
(CAL) (ICV) CCV		"	"	7.0	2002012	1/2012	6.96→7.000	P F
(CAL) (ICV) CCV		"	"	10.0	1002036	1/2011	9.80→9.996	P F
CAL ICV CCV								P F
CAL ICV CCV								P F
CAL ICV CCV								P F

ORP	SOP N/A	Date	Time	Std. mV @ Temp °C	Standard Lot #	Standard Exp. Date	Reading (mV)	Pass or Fail
						Geosyntec Acceptance Criteria: +/- 5%		
(CAL) (ICV) CCV		12/15/10	0640	240 @ 25°C	G2H87	10/2010	233.0→240.0	P F
CAL ICV CCV								P F
CAL ICV CCV								P F
CAL ICV CCV								P F

Specific Conductance Probe Cleaned? Yes (No) Disolved Oxygen membrane Changed? Yes (No)

0.1 - 10 NTU Std ____NTU	Date	Reading (NTU)	Pass or Fail
		Acceptance Criteria: +/- 10%	
CAL ICV CCV			P F
CAL ICV CCV			P F
CAL ICV CCV			P F
CAL ICV CCV			P F

11 - 40 NTU Std ____NTU	Date	Reading (NTU)	Pass or Fail
		Acceptance Criteria: +/- 8%	
CAL ICV CCV			P F
CAL ICV CCV			P F
CAL ICV CCV			P F
CAL ICV CCV			P F
CAL ICV CCV			P F
CAL ICV CCV			P F

41 - 100 NTU Std ____NTU	Date	Reading (NTU)	Pass or Fail
		Acceptance Criteria: +/- 6.5%	
CAL ICV CCV			P F
CAL ICV CCV			P F
CAL ICV CCV			P F
CAL ICV CCV			P F
CAL ICV CCV			P F
CAL ICV CCV			P F

>100 NTU Std ____NTU	Date	Reading (NTU)	Pass or Fail
		Acceptance Criteria: +/- 5%	
CAL ICV CCV			P F
CAL ICV CCV			P F
CAL ICV CCV			P F
CAL ICV CCV			P F

1. **See Table FS 2200-2 on the back of this form**

CAL - Initial Calibration

ICV - Initial Calibration Verification

CCV - Continuing Calibration Verification

Comments: _____

Allow adequate time for the dissolved oxygen sensor to equilibrate during air calibration

Calibrate specific conductance using at least two standards that bracket the range of expected sample readings (unless readings < 0.1 mS/cm then one standard of 0.1 mS/cm is acceptable)

Calibrate pH using at least two standards (typ. pH 4 and 7) that bracket the range of expected sample readings; always start with pH 7; add a third calibration point if needed (i.e. pH > 7)

If parameter fails to calibrate within SOP acceptance criteria then append sample results with a "J" qualifier

Geosyntec consultants

DPT GEOCHEMICAL DATA FORM

Project Number: F00552

DPT Location: DPT0318 (D)

Date: 12/14/10

Time DPT Location	Sample Depth ft	pH std units	Conductivity mS/cm	Turbidity NTUs	Diss. O_2 mg/L	Temp deg. C	Salinity %	TDS g/L	ORP mV
1619	6-10	7.74	0.761	—	1.73	19.54	0.37	0.496	-206.4
1621	6-10	7.81	0.761	—	1.31	20.12	0.37	0.494	-212.0
1623	6-10	7.81	0.758	—	1.11	20.40	0.37	0.492	-214.3
	Sampled at 1624								
1629	11-15	7.65	0.825	—	1.03	18.93	0.42	0.583	-234.3
1631	11-15	7.57	0.874	—	0.86	20.10	0.43	0.571	-236.3
1633	11-15	7.59	0.879	—	0.75	21.01	0.43	0.571	-240.6
	Sampled at 1634								
12/15/10									
1255	16-20	7.56	1.534	—	1.34	23.25	0.77	0.998	-172.6
1257	16-20	7.56	1.534	—	1.06	23.53	0.77	0.996	-178.8
1259	16-20	7.55	1.529	—	0.93	23.33	0.77	0.992	-180.7
	Sampled at 1300								
1309	23-27	7.65	2.644	—	0.73	20.56	1.51	1.886	-212.2
1311	23-27	7.79	2.996	—	0.28	20.98	1.59	1.983	-216.4
1313	23-27	7.80	3.098	—	0.26	21.42	1.62	2.027	-211.4
	Sampled at 1314								
1324	36-40	7.84	3.205	—	0.74	20.16	1.81	2.319	-222.8
1326	36-40	7.93	3.837	—	0.44	21.51	2.13	2.627	-226.0
1328	36-40	8.02	4.136	—	0.39	21.77	2.23	2.741	-226.3
	Sampled at 1329								
1342	41-45	7.97	2.409	—	0.43	18.01	1.29	1.651	-220.3
1344	41-45	8.03	2.662	—	0.23	17.82	1.35	1.672	-224.7
1346	41-45	8.07	2.553	—	0.23	17.51	1.34	1.681	-223.8
	Sampled at 1347								

Note: Insert units if not provided on sheet.

DPT GEOCHEMICAL DATA FORM

Project Number: F00552

DPT Location: DPT0319 (I)

Date: 12/15/10

~~DPT~~ Time Location	Sample Depth ft	pH std units	Conductivity mS/cm	Turbidity NTUs	Diss. O_2 mg/L	Temp deg. C	Salinity %	TDS g/L	ORP mV
1423	6-10	7.46	0.753	—	1.70	22.88	0.37	0.489	20.6
1425	6-10	7.37	0.750	—	1.19	22.90	0.37	0.489	3.0
1427	6-10	7.35	0.752	—	0.98	22.78	0.37	0.489	-20.6
	Sampled at 1428								
1435	11-15	7.41	0.845	—	0.62	23.69	0.42	0.563	-173.7
1437	11-15	7.45	0.871	—	0.55	24.31	0.43	0.569	-176.6
1439	11-15	7.47	0.878	—	0.49	24.70	0.43	0.573	-174.6
	Sampled at 1440								
1445	16-20	7.50	2.889	—	0.30	22.30	1.50	1.873	-204.3
1447	16-20	7.54	2.858	—	0.28	22.28	1.48	1.845	-206.1
1449	16-20	7.56	2.820	—	0.26	22.32	1.46	1.823	-208.9
	Sampled at 1450								
1500	23-27	7.73	3.485	—	0.75	21.19	1.96	2.433	-236.0
1502	23-27	7.71	3.803	—	0.66	21.32	2.09	2.592	-238.2
1504	23-27	7.71	4.087	—	0.61	21.50	2.21	2.717	-239.8
	Sampled at 1505								
1517	36-40	7.75	3.406	—	0.41	20.40	1.63	1.994	-267.3
1521	36-40	7.77	3.005	—	0.18	20.41	1.56	1.946	-266.9
1523	36-40	7.78	3.000	—	0.17	20.41	1.58	1.962	-266.8
	Sampled at 1524								
1535	41-45	7.85	2.758	—	0.35	19.24	1.30	1.592	-248.3
1537	41-45	7.84	2.302	—	0.32	19.34	1.15	1.450	-249.7
1539	41-45	7.84	2.203	—	0.31	19.41	1.13	1.421	-250.9
	Sampled at 1540								

Note: Insert units if not provided on sheet.

DPT GEOCHEMICAL DATA FORM

Project Number: F00552

DPT Location: DPT0320

Date: 12/15/10

~~DPT~~ Time Location	Sample Depth ft	pH std units	Conductivity mS/cm	Turbidity NTUs	Diss. O_2 mg/L	Temp deg. C	Salinity %	TDS g/L	ORP mV
1602	6-10	7.42	0.891	—	1.04	20.77	0.44	0.575	-62.8
1604	6-10	7.38	0.879	—	0.60	21.21	0.43	0.568	-100.1
1606	6-10	7.37	0.870	—	0.55	21.41	0.42	0.563	-112.7
	Sampled at 1607								
1613	11-15	7.42	1.898	—	0.42	21.33	0.96	1.220	-171.6
1615	11-15	7.46	1.866	—	0.35	22.07	0.94	1.202	-174.0
1617	11-15	7.46	1.837	—	0.34	22.38	0.93	1.184	-175.9
	Sampled at 1618								
1619	16-20	7.54	3.058	—	0.69	19.23	1.70	2.111	-218.0
1621	16-20	7.72	3.401	—	0.48	20.20	1.86	2.300	-221.1
1623	16-20	7.77	3.587	—	0.44	20.05	1.91	2.357	-219.5
	Sampled at 1624								
1635	23-27	7.81	3.823	—	1.31	18.10	2.03	2.491	-233.7
1637	23-27	7.81	3.844	—	1.04	18.43	2.05	2.515	-235.1
1639	23-27	7.81	3.882	—	0.90	18.68	2.07	2.533	-236.6
	Sampled at 1640								
1653	36-40	7.85	3.817	—	0.63	16.48	1.90	2.249	-241.3
1655	36-40	7.91	3.239	—	0.54	15.96	1.68	2.077	-240.9
1657	36-40	7.92	3.222	—	0.46	16.46	1.71	2.119	-239.7
	Sampled at 1658								
1710	41-45	7.94	3.032	—	0.35	18.96	1.50	1.834	-227.1
1712	41-45	7.92	2.775	—	0.35	19.30	1.46	1.832	-229.8
1714	41-45	7.98	2.905	—	0.35	19.15	1.53	1.910	-233.2
	Sampled at 1715								

Note: Insert units if not provided on sheet.

Geosyntec consultants

DAILY FIELD REPORT

Page 1 of 1

Project: LC34
Project No.: FO0550
Date: 12/16/10
Task No.:
Contractors: EDS - Glen Pennington + Michael Scripe; KB Labs - Glenn Jackson
~~Spectro - Shane Russell~~ IRD

Work Performed

Well Installation:
Soil Borings:
DPT: X
Well Inventory:
Other:

Sampling Soil:
Sampling SW/Sediment:
Sampling Monitor Wells:
Sampling Hazardous Waste:
Sampling Drums:

Observations/Issues of Concern

0630 Travel to site.
0700 Meet EDS + KB Labs on site. Call CCAFS Duty office (OK to dig) and security. Conduct tailgate meeting.
0830 Sample DPT0321 (location C on map) at 6-10', 11-15', 16-20', 23-27', 36-40' and 41-45'.
1100 Sample DPT0147 at 56-60'.
1140 Sample DPT0146 at 56-60'.
1215 Lunch break.
1245 Sample DPT0135 at 56-60'.
1330 Sample DPT0126 at 56-60'.
1400 Sample DPT0111 at 56-60'.
1445 Sample DPT0322 (location A on map) at 6-10', 11-15', 16-20', 23-27' and 36-40'.
1615 Sample DPT0323 (location B on map) at 6-10', 11-15', 16-20', 23-27' + 36-40'.
1745 Leave site.

Plans/Future Activities

Janet Barfus 12/16/10
Signature/Date

Geosyntec Consultants
Water Quality Instrument Calibration Form

Project/Site: LC34 Project #: FQ0552 Field Personnel: Jan Barfus

Water Quality Meter - Model/Serial #: YSI 556/08A100738 Turbidimeter - Model/Serial #

Dissolved Oxygen	DEP SOP FT 1500	Date	Time	Temp (°C)	Saturation (mg/L)[1]	Reading (mg/L)	Reading (%)	Pass or Fail
						Acceptance Criteria: +/-0.3mg/L		
(CAL) (ICV) CCV		12/16/10	0715	15.6	9.955	12.06→9.95	121.5→100.2	(P) F
CAL ICV CCV								P F
CAL ICV CCV								P F
CAL ICV CCV								P F

Specific Conductance	DEP SOP FT 1200	Date	Time	Standard (mS/cm)	Standard Lot #	Standard Exp. Date	Reading (mS/cm)	Pass or Fail
						Acceptance Criteria: +/- 5%		
(CAL) (ICV) CCV		12/16/10	0705	1.413	7807	3/2011	1.267→1.413	(P) F
CAL ICV CCV								P F
CAL ICV CCV								P F
CAL ICV CCV								P F
CAL ICV CCV								P F
CAL ICV CCV								P F

pH	DEP SOP FT 1100	Date	Time	Standard (SU)	Standard Lot #	Standard Exp. Date	Reading (SU)	Pass or Fail
						Acceptance Criteria: +/-0.2 SU		
(CAL) (ICV) CCV		12/16/10	0700	4.0	2903546	3/2011	4.11→4.00	(P) F
(CAL) (ICV) CCV		"	"	7.0	2002012	1/2012	6.98→7.00	(P) F
(CAL) (ICV) CCV		"	"	10.0	1002035	7/2011	10.18→10.04	(P) F
CAL ICV CCV			"					P F
CAL ICV CCV								P F
CAL ICV CCV								P F

ORP	SOP N/A	Date	Time	Std. mV @ Temp °C	Standard Lot #	Standard Exp. Date	Reading (mV)	Pass or Fail
						Geosyntec Acceptance Criteria: +/- 5%		
(CAL) (ICV) CCV		12/16/10	0710	240@25°C	G2487	10/2012	265.0→240.1	(P) F
CAL ICV CCV								P F
CAL ICV CCV								P F
CAL ICV CCV								P F

0.1 - 10 NTU Std ____NTU	Date	Reading (NTU)	Pass or Fail
		Acceptance Criteria: +/- 10%	
CAL ICV CCV			P F
CAL ICV CCV			P F
CAL ICV CCV			P F
CAL ICV CCV			P F

11 - 40 NTU Std ____NTU	Date	Reading (NTU)	Pass or Fail
		Acceptance Criteria: +/- 8%	
CAL ICV CCV			P F
CAL ICV CCV			P F
CAL ICV CCV			P F
CAL ICV CCV			P F
CAL ICV CCV			P F
CAL ICV CCV			P F

41 - 100 NTU Std ____NTU	Date	Reading (NTU)	Pass or Fail
		Acceptance Criteria: +/- 6.5%	
CAL ICV CCV			P F
CAL ICV CCV			P F
CAL ICV CCV			P F
CAL ICV CCV			P F
CAL ICV CCV			P F
CAL ICV CCV			P F

>100 NTU Std ____NTU	Date	Reading (NTU)	Pass or Fail
		Acceptance Criteria: +/- 5%	
CAL ICV CCV			P F
CAL ICV CCV			P F
CAL ICV CCV			P F
CAL ICV CCV			P F

Specific Conductance Probe Cleaned? Yes (No) Disolved Oxygen membrane Changed? Yes (No)

1. See Table FS 2200-2 on the back of this form

CAL - Initial Calibration

ICV - Initial Calibration Verification

CCV - Continuing Calibration Verification

Comments:

Allow adequate time for the dissolved oxygen sensor to equilibrate during air calibration

Calibrate specific conductance using at least two standards that bracket the range of expected sample readings (unless readings < 0.1 mS/cm then one standard of 0.1 mS/cm is acceptable)

Calibrate pH using at least two standards (typ. pH 4 and 7) that bracket the range of expected sample readings; always start with pH 7; add a third calibration point if needed (i.e. pH > 7)

If parameter fails to calibrate within SOP acceptance criteria then append sample results with a "J" qualifier

Geosyntec consultants

DPT GEOCHEMICAL DATA FORM

Project Number: F00552

DPT Location: DPT0321 (C)

Date: 12/16/10

Time / ~~DPT~~ Location	Sample Depth ft	pH std units	Conductivity mS/cm	Turbidity NTUs	Diss. O_2 mg/L	Temp deg. C	Salinity %	TDS g/L	ORP mV
0850	6-10	7.49	0.767	—	1.64	23.30	0.38	0.503	-166.9
0852	6-10	7.45	0.777	—	1.32	23.26	0.38	0.508	-168.9
0854	6-10	7.42	0.784	—	1.11	23.22	0.38	0.511	-169.7
	Sampled at 0855								
0903	11-15	7.81	0.842	—	0.74	24.40	0.42	0.569	-222.8
0905	11-15	7.61	0.890	—	0.69	25.09	0.44	0.588	-214.9
0907	11-15	7.53	0.909	—	0.60	25.12	0.45	0.594	-211.0
	Sampled at 0908								
0905	16-20	8.25	1.176	—	0.58	22.09	0.71	0.937	-327.5
0907	16-20	8.55	1.647	—	0.23	22.20	0.91	1.197	-312.2
0909	16-20	8.50	2.028	—	0.20	22.57	1.10	1.472	-301.7
	Sampled at 0910								
0927	23-27	9.35	2.592	—	1.70	21.40	1.34	1.679	-229.5
0929	23-27	9.35	2.582	—	1.18	21.34	1.34	1.680	-234.6
0931	23-27	9.35	2.590	—	0.95	21.29	1.34	1.692	-238.8
	Sampled at 0932								
0941	36-40	9.00	2.605	—	0.33	22.12	1.42	1.803	-302.5
0943	36-40	9.05	2.805	—	0.25	22.18	1.47	1.839	-308.5
0945	36-40	9.08	2.862	—	0.24	22.10	1.51	1.909	-312.4
	Sampled at 0946								
0955	41-45	9.37	3.391	—	0.50	22.16	1.76	2.176	-239.2
0957	41-45	9.36	3.349	—	0.32	22.12	1.76	2.179	-243.6
0959	41-45	9.36	3.353	—	0.28	22.12	1.76	2.179	-248.6
	Sampled at 1000								

Note: Insert units if not provided on sheet.

DPT GEOCHEMICAL DATA FORM
DPT Location:

Project Number: F080552
Date: 12/16/10

Time	DPT Location	Sample Depth ft	pH std units	Conductivity mS/cm	Turbidity NTUs	Diss. O_2 mg/L	Temp deg. C	Salinity %	TDS g/L	ORP mV
1123	DPT0147	56-60	8.28	1.688	—	1.24	24.79	0.85	1.095	-221.9
1125	DPT0147	56-60	8.27	1.690	—	0.30	24.98	0.85	1.102	-244.7
1127	DPT0147	56-60	8.27	1.700	—	0.22	24.91	0.86	1.109	-257.8
	Sampled at 1128									
1155	DPT0146	56-60	8.28	1.422	—	0.60	25.78	0.77	1.010	-237.3
1157	DPT0146	56-60	8.21	1.592	—	0.26	25.52	0.81	1.049	-250.4
1159	DPT0146	56-60	8.22	1.629	—	0.24	24.96	0.83	1.069	-258.6
	Sampled at 1200									
1309	DPT0135	56-60	8.10	2.027	—	0.75	24.96	1.03	1.322	-210.7
1311	DPT0135	56-60	8.12	2.039	—	0.55	24.74	1.04	1.328	-223.2
1313	DPT0135	56-60	8.12	2.047	—	0.49	24.56	1.04	1.332	-229.6
	Sampled at 1314									
1341	DPT0126	56-60	8.07	1.702	—	0.62	24.13	0.86	1.100	-224.7
1343	DPT0126	56-60	8.06	1.691	—	0.30	23.94	0.86	1.118	-235.6
1345	DPT0126	56-60	8.06	1.823	—	0.25	23.76	0.96	1.240	-244.5
	Sampled at 1346									
1414	DPT0111	56-60	8.30	1.316	—	0.54	24.62	0.66	0.857	-246.9
1416	DPT0111	56-60	8.19	1.317	—	0.18	24.68	0.66	0.856	-254.8
1418	DPT0111	56-60	8.17	1.320	—	0.15	24.81	0.66	0.858	-260.4
	Sampled at 1419									

Note: Insert units if not provided on sheet.

DPT GEOCHEMICAL DATA FORM

Project Number: F00552

DPT Location: DPT0322 (A)

Date: 12/16/10

Time DPT Location	Sample Depth ft	pH std units	Conductivity mS/cm	Turbidity NTUs	Diss. O_2 mg/L	Temp deg. C	Salinity %	TDS g/L	ORP mV
1507	6-10	7.63	0.781	—	0.67	23.95	0.38	0.509	-139.0
1509	6-10	7.51	0.784	—	0.35	23.83	0.38	0.510	-142.5
1511	6-10	7.44	0.784	—	0.31	23.71	0.38	0.510	-150.7
	Sampled at 1512								
1517	11-15	7.22	0.740	—	0.50	23.62	0.36	0.477	-154.7
1519	11-15	7.22	0.735	—	0.43	24.00	0.36	0.478	-157.2
1521	11-15	7.25	0.735	—	0.38	24.20	0.36	0.478	-160.6
	Sampled at 1522								
1527	16-20	7.39	0.723	—	0.40	23.28	0.35	0.465	-214.2
1529	16-20	7.44	0.706	—	0.34	23.37	0.34	0.453	-220.1
1531	16-20	7.45	0.690	—	0.31	23.50	0.33	0.443	-224.7
	Sampled at 1532								
1543	23-27	7.53	0.795	—	1.22	21.57	0.38	0.499	-251.6
1545	23-27	7.54	0.688	—	0.92	21.55	0.35	0.325	-250.8
1547	23-27	7.49	0.529	—	0.74	21.70	0.68	0.315	-251.2
	Sampled at 1548								
1558	36-40	7.48	0.419	—	0.50	20.89	0.20	0.268	-262.7
1600	36-40	7.48	0.410	—	0.29	21.03	0.20	0.268	-264.0
1602	36-40	7.49	0.409	—	0.28	21.07	0.20	0.265	-264.7
	Sampled at 1603								

Note: Insert units if not provided on sheet.

DPT GEOCHEMICAL DATA FORM

Project Number: F00552

DPT Location: DPT0323 (B)

Date: 12/16/10

~~DPT Location~~ Time	Sample Depth (ft)	pH std units	Conductivity mS/cm	Turbidity NTUs	Diss. O_2 mg/L	Temp deg. C	Salinity %	TDS g/L	ORP mV
1624	6-10	7.62	0.912	—	1.45	23.05	0.45	0.595	-166.6
1626	6-10	7.54	0.919	—	1.23	22.99	0.45	0.599	-176.8
1628	6-10	7.53	0.924	—	1.00	22.89	0.46	0.603	-182.4
	Sampled at 1629								
1634	11-15	7.48	0.894	—	0.65	21.66	0.42	0.570	-220.9
1636	11-15	7.49	0.868	—	0.38	21.65	0.42	0.559	-231.7
1638	11-15	7.48	0.802	—	0.33	21.67	0.42	0.555	-232.4
	Sampled at 1639								
1645	16-20	7.51	0.754	—	0.48	21.75	0.37	0.498	-247.2
1647	16-20	7.51	0.772	—	0.38	21.71	0.38	0.511	-247.9
1649	16-20	7.51	0.802	—	0.38	21.68	0.40	0.529	-248.6
	Sampled at 1650								
1658	23-27	7.58	1.445	—	1.00	21.57	0.73	0.949	-265.6
1700	23-27	7.53	1.464	—	0.81	21.65	0.74	0.954	-267.6
1702	23-27	7.53	1.471	—	0.71	21.72	0.74	0.958	-269.3
Sampled at 1703									
1711	36-40	7.56	1.478	—	0.48	21.45	0.73	0.940	-278.0
1713	36-40	7.56	1.453	—	0.43	21.45	0.74	0.960	-279.3
1715	36-40	7.55	1.499	—	0.40	21.46	0.77	0.992	-280.0
	Sampled at 1716								

Note: Insert units if not provided on sheet.

Geosyntec consultants

DAILY FIELD REPORT

Page 1 of 1

Project: LC34
Project No.: F08052
Contractors: EDS - Glen Pennington + Michael Scripe; KB Labs - Glenn Jackson

Date: 12/17/10
Task No.:

Work Performed

Well Installation:
Soil Borings:
DPT: X
Well Inventory:
Other:

Sampling Soil:
Sampling SW/Sediment:
Sampling Monitor Wells:
Sampling Hazardous Waste:
Sampling Drums:

Observations/Issues of Concern

0630 Travel to site.
0700 meet EDS + KB Labs on site. Call CCAFS Duty office (OK to dig) + Security. Conduct tailgate meeting. EDS Surface grouts locations DPT0312-321.
0815 Sample DPT0324 (location C on map) at ~~16-20'~~ 6-10', 11-15', 16-20', 23-27' and 36-40'
0945 Sample DPT0325 (Location E on map) at ~~16-20'~~ 6-10', 11-15', 16-20', 23-27' and 36-40'.
1100 Sample DPT0326 (location F on map) at 6-10', 11-15', 16-20', 23-27', ~~36-40'~~.
1200 Lunch break. Pick up batteries for YSI.
1300 Sample DPT0326 at 36-40'.
1330 Sample DPT0327 at 6-10', 11-15' 16-20', 23-27' + 36-40'.
1510 Surface grout locations DPT0325-327.
1530 Sample DPT0154 at 56-60'.
1600 Surface grout locations DPT0111, 126, 135, 146, 147 + 154.
1715 Leave site.

Plans/Future Activities

183391 80%
183400 80% > IDW stored in drums until system is running. TerraTech will dispose of IDW in system at that point.

Janet Barfus 12/17/10
Signature/Date

Geosyntec Consultants
Water Quality Instrument Calibration Form

Project/Site: LC34 Project #: F0552 Field Personnel: Jon Barfus

Water Quality Meter - Model/Serial #: YSI 556 / 08A100738 Turbidimeter - Model/Serial #

Dissolved Oxygen	DEP SOP FT 1500	Date	Time	Temp (°C)	Saturation (mg/L)[1]	Reading (mg/L)	Reading (%)	Pass or Fail
						Acceptance Criteria: +/-0.3mg/L		
(CAL) (CV) CCV		12/17/10	0730	16.04	9.87	9.25→9.86	94.0→100.4	(P) F
CAL ICV CCV								P F
CAL ICV CCV								P F
CAL ICV CCV								P F

Specific Conductance	DEP SOP FT 1200	Date	Time	Standard (mS/cm)	Standard Lot #	Standard Exp. Date	Reading (mS/cm)	Pass or Fail
						Acceptance Criteria: +/- 5%		
(CAL) (CV) CCV		12/17/10	0720	1.413	7807	3/2011	1.406→1.413	(P) F
CAL ICV CCV								P F
CAL ICV CCV								P F
CAL ICV CCV								P F
CAL ICV CCV								P F
CAL ICV CCV								P F

pH	DEP SOP FT 1100	Date	Time	Standard (SU)	Standard Lot #	Standard Exp. Date	Reading (SU)	Pass or Fail
						Acceptance Criteria: +/-0.2 SU		
(CAL) (ICV) CCV		12/17/10	0715	4.0	2903546	3/2011	4.01→4.00	(P) F
(CAL) (ICV) CCV		"	"	7.0	2002012	1/2012	6.98→7.00	(P) F
(CAL) (ICV) CCV		"	"	10.0	1002035	7/2011	10.09→10.02	(P) F
CAL ICV CCV								P F
CAL ICV CCV								P F
CAL ICV CCV								P F

ORP	SOP N/A	Date	Time	Std. mV @ Temp °C	Standard Lot #	Standard Exp. Date	Reading (mV)	Pass or Fail
						Geosyntec Acceptance Criteria: +/- 5%		
(CAL) (ICV) CCV		12/17/10	0725	240@25C	62487	10/2012	238.2→240.0	(P) F
CAL ICV CCV								P F
CAL ICV CCV								P F
CAL ICV CCV								P F

Specific Conductance Probe Cleaned? Yes (No) Disolved Oxygen membrane Changed? Yes (No)

0.1 - 10 NTU Std ____NTU	Date	Reading (NTU)	Pass or Fail
		Acceptance Criteria: +/- 10%	
CAL ICV CCV			P F
CAL ICV CCV			P F
CAL ICV CCV			P F
CAL ICV CCV			P F

11 - 40 NTU Std ____NTU	Date	Reading (NTU)	Pass or Fail
		Acceptance Criteria: +/- 8%	
CAL ICV CCV			P F
CAL ICV CCV			P F
CAL ICV CCV			P F
CAL ICV CCV			P F
CAL ICV CCV			P F
CAL ICV CCV			P F

41 - 100 NTU Std ____NTU	Date	Reading (NTU)	Pass or Fail
		Acceptance Criteria: +/- 6.5%	
CAL ICV CCV			P F
CAL ICV CCV			P F
CAL ICV CCV			P F
CAL ICV CCV			P F
CAL ICV CCV			P F
CAL ICV CCV			P F

>100 NTU Std ____NTU	Date	Reading (NTU)	Pass or Fail
		Acceptance Criteria: +/- 5%	
CAL ICV CCV			P F
CAL ICV CCV			P F
CAL ICV CCV			P F
CAL ICV CCV			P F

1. See Table FS 2200-2 on the back of this form

CAL - Initial Calibration

ICV - Initial Calibration Verification

CCV - Continuing Calibration Verification

Comments:

Allow adequate time for the dissolved oxygen sensor to equilibrate during air calibration

Calibrate specific conductance using at least two standards that bracket the range of expected sample readings (unless readings < 0.1 mS/cm then one standard of 0.1 mS/cm is acceptable)

Calibrate pH using at least two standards (typ. pH 4 and 7) that bracket the range of expected sample readings; always start with pH 7; add a third calibration point if needed (i.e. pH > 7)

If parameter fails to calibrate within SOP acceptance criteria then append sample results with a "J" qualifier

Geosyntec consultants

DPT GEOCHEMICAL DATA FORM

Project Number: F00552

DPT Location: DPT0324 (C)

Date: 12/17/10

~~DPT~~ Location / Time	Sample Depth ft	pH std units	Conductivity mS/cm	Turbidity NTUs	Diss. O_2 mg/L	Temp deg. C	Salinity %	TDS g/L	ORP mV
0835	6-10	7.44	0.749	—	0.59	20.55	0.37	0.497	-169.0
0837	6-10	7.49	0.771	—	0.45	20.66	0.38	0.504	-188.2
0839	6-10	7.53	0.779	—	0.40	20.75	0.38	0.507	-195.4
	Sampled at 0840								
0847	11-15	7.61	0.743	—	0.51	20.78	0.36	0.480	-250.2
0849	11-15	7.63	0.739	—	0.44	21.69	0.36	0.482	-254.0
0851	11-15	7.64	0.742	—	0.41	21.91	0.36	0.485	-254.0
	Sampled at 0852								
0858	16-20	7.75	1.422	—	1.26	20.18	0.72	0.940	-287.1
0900	16-20	7.73	1.460	—	1.08	20.15	0.74	0.964	-289.0
0902	16-20	7.73	1.492	—	0.96	20.13	0.76	0.976	-290.1
	Sampled at 0903								
0918	23-27	7.93	1.674	—	1.30	18.82	0.87	1.117	-291.8
0920	23-27	7.93	1.727	—	1.10	18.80	0.88	1.131	-293.8
0922	23-27	7.92	1.743	—	0.98	18.84	0.84	1.072	-295.5
	Sampled at 0923								
0929	36-40	7.87	1.357	—	0.44	18.72	0.67	0.872	-301.3
0931	36-40	7.90	1.338	—	0.26	18.71	0.67	0.868	-301.7
0933	36-40	7.92	1.333	—	0.24	18.70	0.67	0.865	-302.4
	Sampled at 0934								

Note: Insert units if not provided on sheet.

DPT GEOCHEMICAL DATA FORM

Project Number: F08552

DPT Location: DPT0325 (D)

Date: 12/17/40

Time

~~DPT~~ Location	Sample Depths	pH std units	Conductivity mS/cm	Turbidity NTUs	Diss. O_2 mg/L	Temp deg. C	Salinity %	TDS g/L	ORP mV
1001	6-10	7.65	0.827	—	1.68	22.32	0.41	0.543	-165.7
1003	6-10	7.36	0.842	—	0.88	22.83	0.41	0.544	-168.3
1005	6-10	7.31	0.836	—	0.73	22.96	0.41	0.544	-169.5
	Sampled at 1006								
1010	11-15	7.37	0.754	—	1.39	23.89	0.36	0.483	-198.6
1012	11-15	7.36	0.743	—	0.98	23.88	0.36	0.484	-200.1
1014	11-15	7.35	0.745	—	0.81	23.86	0.36	0.483	-202.0
	Sampled at 1015								
1020	16-20	7.47	0.702	—	1.32	23.99	0.33	0.442	-227.7
1022	16-20	7.51	0.678	—	0.75	24.12	0.33	0.441	-232.5
1024	16-20	7.52	0.679	—	0.64	24.09	0.33	0.442	-237.0
	Sampled at 1025								
1037	23-27	7.75	0.770	—	1.96	23.00	0.37	0.494	-281.6
1039	23-27	7.75	0.730	—	1.52	23.00	0.35	0.469	-284.0
1041	23-27	7.74	0.716	—	1.32	23.00	0.35	0.463	-286.1
	Sampled at 1042								
1053	36-40	7.73	0.767	—	0.81	22.33	0.38	0.507	-300.1
1055	36-40	7.72	0.785	—	0.63	22.30	0.39	0.512	-300.2
1057	36-40	7.71	0.749	—	0.61	22.27	0.39	0.515	-300.8
	Sampled at 1058								

Note: Insert units if not provided on sheet.

DPT GEOCHEMICAL DATA FORM

Project Number: F00552

DPT Location: DPT0326 (E)

Date: 12/17/10

~~DPT~~ Time ~~Location~~	Sample Depth ft	pH std units	Conductivity m S/cm	Turbidity NTUs	Diss. O_2 m g/L	Temp deg. C	Salinity %	TDS g/L	ORP mV
1113	6-10	7.56	0.969	—	1.22	24.74	0.48	0.634	-149.0
1115	6-10	7.50	0.980	—	0.84	24.61	0.48	0.639	-161.6
1117	6-10	7.45	0.985	—	0.70	24.54	0.48	0.640	-169.0
	Sampled at 1118								
1123	11-15	7.40	0.981	—	1.52	23.59	0.48	0.631	-208.8
1125	11-15	7.36	0.957	—	1.14	23.90	0.46	0.600	-208.8
1127	11-15	7.35	0.900	—	0.75	24.21	0.43	0.572	-209.3
Sampled at 1128									
	16-20	No readings taken.							
	16-20	Batteries in YSI are dead.							
	16-20								
Sampled at 1140									
	23-27	No readings taken.							
	23-27	Batteries in YSI are dead.							
	23-27								
Sampled at	1152								
1305	36-40	7.88	1.317	—	0.31	25.43	0.65	0.846	-309.2
1307	36-40	7.90	1.300	—	0.25	25.42	0.65	0.845	-310.6
1309	36-40	7.90	1.301	—	0.25	25.40	0.65	0.848	-311.7
	Sampled at 1310								

Note: Insert units if not provided on sheet.

DPT GEOCHEMICAL DATA FORM

Project Number: F08552

DPT Location: DPT0327 (F)

Date: 12/17/10

~~DPT~~ Time Location	Sample Depth ft	pH std units	Conductivity m S/cm	Turbidity NTUs	Diss. O_2 mg/L	Temp deg. C	Salinity %	TDS g/L	ORP mV
1349	6-10	7.42	0.838	—	1.43	27.30	0.41	0.550	-139.0
1351	6-10	7.38	0.851	—	0.52	26.93	0.42	0.555	-151.2
1353	6-10	7.37	0.856	—	0.44	26.68	0.42	0.556	-156.6
	Sampled at 1354								
1359	11-15	7.35	0.846	—	0.97	25.22	0.40	0.532	-189.1
1401	11-15	7.38	0.801	—	0.42	25.59	0.38	0.509	-198.8
1403	11-15	7.41	0.772	—	0.33	25.89	0.37	0.496	-210.4
	Sampled at 1404								
1411	16-20	7.65	0.734	—	0.84	25.16	0.36	0.484	-264.5
1413	16-20	7.64	0.760	—	0.42	25.25	0.37	0.497	-265.4
1415	16-20	7.65	0.766	—	0.38	25.37	0.37	0.499	-267.5
	Sampled at 1416								
1427	23-27	7.93	1.069	—	0.86	25.03	0.51	0.694	-298.0
1431	23-27	7.95	0.935	—	0.67	25.14	0.44	0.580	-299.6
1433	23-27	7.95	0.879	—	0.57	25.16	0.43	0.565	-300.8
	Sampled at 1434								
1455	36-40	8.05	0.917	—	0.64	24.76	0.49	0.648	-314.0
1457	36-40	8.06	1.005	—	0.50	24.76	0.49	0.656	-315.0
1459	36-40	8.06	1.012	—	0.47	24.77	0.47	0.658	-315.8
	Sampled at 1500								

Note: Insert units if not provided on sheet.

DPT GEOCHEMICAL DATA FORM

Project Number: F00552

DPT Location: DPT0154

Date: 12/7/10

DPT Location (Time)	Sample Depth (ft)	pH std units	Conductivity µS/cm	Turbidity NTUs	Diss. O_2 µg/L	Temp deg. C	Salinity %	TDS g/L	ORP mV
1541	56-60	7.89	2.086	—	1.16	24.14	1.07	1.361	-136.1
1543	56-60	7.94	2.099	—	0.34	24.08	1.07	1.365	-157.5
1545	56-60	7.96	2.102	—	0.26	24.00	1.08	1.381	-171.5
	Sampled at 1546								

Note: Insert units if not provided on sheet.

J:\adminshr\rem-frm\DPTFRM.XLS

DPT SAMPLING
JUNE 2011

FIELD FORMS

Geosyntec consultants

DAILY FIELD REPORT

Project: LC34
Project No.: E0055281
Contractors: EDS, KB Labs

Date: 6/8/11
Task No.: 1240

Work Performed

Well Installation: _____
Soil Borings: _____
DPT: X
Well Inventory: _____
Other: _____

Sampling Soil: _____
Sampling SW/Sediment: _____
Sampling Monitor Wells: _____
Sampling Hazardous Waste: _____
Sampling Drums: _____

Observations/Issues of Concern

1410: call CCAFS Duty Office. Ok to dig.
1450: begin sampling DPT0184. Hand auger to 5ft to check for utilities. *For details, refer to attached sampling forms.
1505: end sampling DPT0184. mob to DPT0183.
1510: begin sampling DPT0183. Hand auger to 5 ft to check for utilities.
1525: end sampling DPT0183. mob to DPT0182.
1530: begin sampling DPT0182. Hand auger to 5 ft to check for utilities.
1540: end sampling DPT0182. mob to DPT0221
1545: begin sampling DPT0221. Hand auger to 5 ft. to check for utilities.
1600: end sampling DPT0221. mob to DPT0176
1605: begin sampling DPT0176. Hand auger to 5 ft. to check for utilities
1620: end sampling DPT0176. mob to DPT0175.
1625: begin sampling DPT0175. Hand auger to 5ft. to check for utilities.
1645: end sampling DPT0175., grout DPT0184, DPT0183, DPT0182, DPT0221, DPT0176, and DPT0175.
1700: mob. to LC34 to empty decon into IDW drum. — IDW sample

~~Plans/Future Activities~~

1730: IDW sample — travel to office, off site.
1600: at office calibrate (ecv) YSI.
1615: end of day

6/8/11
Signature/Date

Geosyntec Consultants
Water Quality Instrumen[illegible] [illegible]libration Form

Project/Site: MLPV Project #: FR0579B/2[illegible] Field Personnel: J. Bartlett

Water Quality Meter - Model/Serial #: YSI 556 MPS / 05D2373 AK Turbidimeter - Model/Serial # NA

Dissolved Oxygen	DEP SOP FT 1500	Date	Time	Temp (°C)	Saturation (mg/L)[1]	Reading (mg/L)	Reading (%)	Pass or Fail
						Acceptance Criteria: +/-0.3mg/L		
CAL ICV CCV		6/8/11	0645	23.80	8.450	8.84/8.45	104.5/100.0	P F
CAL ICV CCV		"	1800	24.80	8.294	7.26	87.4	P F
CAL ICV CCV								P F
CAL ICV CCV								P F

Specific Conductance	DEP SOP FT 1200	Date	Time	Standard (mS/cm)	Standard Lot #	Standard Exp. Date	Reading (mS/cm)	Pass or Fail
						Acceptance Criteria: +/- 5%		
CAL ICV CCV		6/8/11	0657	1.413	0061813	06-30-2011	1.400/1.413	P F
CAL ICV CCV		"	1812	"	"	"	1.413	P F
CAL ICV CCV								P F
CAL ICV CCV								P F
CAL ICV CCV								P F
CAL ICV CCV								P F

pH	DEP SOP FT 1100	Date	Time	Standard (SU)	Standard Lot #	Standard Exp. Date	Reading (SU)	Pass or Fail
						Acceptance Criteria: +/-0.2 SU		
CAL ICV CCV		6/8/11	0648	4.0	2002034	01-2012	4.09/4.00	P F
CAL ICV CCV		↓	↓	7.0	2002012	01-2012	7.11/7.00	P F
CAL ICV CCV				10.0	1002035	07-2011	9.77/9.99	P F
CAL ICV CCV							4.17	P F
CAL ICV CCV		"	1802	"	"	"	6.81	P F
CAL ICV CCV							9.82	P F

ORP	SOP N/A	Date	Time	Std. mV @ Temp °C	Standard Lot #	Standard Exp. Date	Reading (mV)	Pass or Fail
						Geosyntec Acceptance Criteria: +/- 5%		
CAL ICV CCV		6/8/11	0659	240 @ 25	2244	03-2015	241.3/240.0	P F
CAL ICV CCV		"	1814	"	"	"	236.7	P F
CAL ICV CCV								P F
CAL ICV CCV								P F

0.1 - 10 NTU Std ____NTU	Date	Reading (NTU)	Pass or Fail
	Acceptance Criteria: +/- 10%		
CAL ICV CCV			P F
CAL ICV CCV			P F
CAL ICV CCV			P F
CAL ICV CCV			P F

11 - 40 NTU Std ____NTU	Date	Reading (NTU)	Pass or Fail
	Acceptance Criteria: +/- 8%		
CAL ICV CCV			P F
CAL ICV CCV			P F
CAL ICV CCV			P F
CAL ICV CCV			P F
CAL ICV CCV			P F
CAL ICV CCV			P F

41 - 100 NTU Std ____NTU	Date	Reading (NTU)	Pass or Fail
	Acceptance Criteria: +/- 6.5%		
CAL ICV CCV			P F
CAL ICV CCV			P F
CAL ICV CCV			P F
CAL ICV CCV			P F
CAL ICV CCV			P F
CAL ICV CCV			P F

>100 NTU Std ____NTU	Date	Reading (NTU)	Pass or Fail
	Acceptance Criteria: +/- 5%		
CAL ICV CCV			P F
CAL ICV CCV			P F
CAL ICV CCV			P F
CAL ICV CCV			P F

Specific Conductance Probe Cleaned? Yes No Disolved Oxygen membrane Changed? Yes No

1. See Table FS 2200-2 on the back of this form

Comments:

CAL - Initial Calibration
ICV - Initial Calibration Verification
CCV - Continuing Calibration Verification
Allow adequate time for the dissolved oxygen sensor to equilibrate during air calibration
Calibrate specific conductance using at least two standards that bracket the range of expected sample readings (unless readings < 0.1 mS/cm then one standard of 0.1 mS/cm is acceptable)
Calibrate pH using at least two standards (typ. pH 4 and 7) that bracket the range of expected sample readings; always start with pH 7; add a third calibration point if needed (i.e. pH > 7)
If parameter fails to calibrate within SOP acceptance criteria then append sample results with a "J" qualifier

Geosyntec consultants

6/23/2009

WQ Cal Form (Version 1)

DPT GEOCHEMICAL DATA FORM
DPT Location:

Project Number: F00552B/12F0
Date: 6/8/11

DPT Location / Time	Sample Depth	pH std units	Conductivity m S/cm	Turbidity NTUs	Diss. O_2 mg/L	Temp deg. C	Salinity %	TDS g/L	ORP mV	Color
DPT0184										
1459	11-15	7.96	0.970	-	1.67	29.38	0.47	0.629	-52.9	gray/tan
1501	↓	7.80	0.966	-	1.14	28.93	0.47	0.627	-72.2	↓
1503	↓	7.73	0.963	-	0.91	28.79	0.47	0.625	-88.9	
	Sampled:	LC34-DPT0184-013.0-20110608 @ 1503								
DPT0183										
1518	11-15	7.45	0.928	-	1.38	31.00	0.45	0.601	-100.0	gray/tan
1520	↓	7.44	0.920	-	0.54	30.69	0.45	0.595	-108.7	↓
1522	↓	7.43	0.912	-	0.33	30.60	0.44	0.589	-112.9	cloudy tan
	Sampled:	LC34-DPT0183-013.0-20110608 @ 1522								
~~DPT0182~~										
~~DPT0181~~										
JB 1534	11-15	7.87	0.856	-	2.33	30.05	0.41	0.552	-68.2	tan
1536	↓	7.73	0.848	-	0.92	30.06	0.41	0.551	-92.6	↓
1538	↓	7.65	~~0.8~~0.850	-	0.54	30.04	0.41	0.553	-102.7	cloudy tan
	Sampled:	LC34-~~DPT0181~~ JB -DPT0182-013.0-20110608 @ 1538								
DPT0221										
JB ~~DPT0180~~										
1551	11-15	7.78	0.989	-	1.66	29.01	0.48	0.638	-76.0	gray/tan
1553	↓	7.63	0.978	-	0.70	28.92	0.48	0.634	-98.8	↓
1555	↓	7.59	0.973	-	0.41	28.71	0.48	0.632	-110.7	cloudy gray
	Sampled:	LC34-~~DPT0181~~ JB -DPT0221-013.0-20110608 @ 1555								
DPT0176										
1616	11-15	7.68	0.734	-	2.12	29.29	0.35	0.474	-105.8	gray
1618	↓	7.50	0.728	-	0.57	29.22	0.35	0.473	-121.6	↓
1620	↓	7.45	0.727	-	0.30	29.18	0.35	0.471	-136.9	
	Sampled:	LC34-DPT0176-013.0-20110608 @ 1620								

Note: Insert units if not provided on sheet.

J:\adminshr\rem-frm\DPTFRM.XLS

DPT GEOCHEMICAL DATA FORM
DPT Location:

Project Number: F005528 / 12*0
Date: 6/8/11

DPT Location / Time	Sample Depth	pH std units	Conductivity mS/cm	Turbidity NTUs	Diss. O_2 mg/L	Temp deg. C	Salinity %	TDS g/L	ORP mV	Color
DPT0175										
1636	11-15	7.61	0.797	-	2.08	27.68	0.39	0.519	-69.6	grey
1638	↓	7.57	0.799	-	1.03	27.51	0.39	0.520	-90.9	↓
1640	↓	7.54	0.801	-	0.65	27.33	0.39	0.521	-103.8	cloudy grey
	Sampled:	LC34-DPT0175-013.0-20110608 @ 1640								

Note: Insert units if not provided on sheet.

J:\adminshr\rem-frm\DPTFRM.XLS

DPT SAMPLING
SEPTEMBER 2011

FIELD FORMS

Geosyntec consultants

DAILY FIELD REPORT

Page 1 of 1

Project: LC 39B
Project No.: FR1352C
Contractors: N/A

Date: 9-13-11
Task No.: 5*0

Work Performed

Well Installation:	N/A	Sampling Soil:	N/A
Soil Borings:	N/A	Sampling SW/Sediment:	N/A
DPT:	N/A	Sampling Monitor Wells:	N/A
Well Inventory:	N/A	Sampling Hazardous Waste:	N/A
Other:	Travel to Titusville	Sampling Drums:	N/A

Observations/Issues of Concern

~~8:30am~~ 0830 Depart Pensacola. Clear skies and 80°F
~~3:30pm~~ 1430 Stopped at Super Lube in Live Oak to get an oil change. 903 S. OHIO ST. LIVE OAK, FL 32064
~~7:00pm~~ 1930 Arrive @ Holiday Inn / Check-in

Plans/Future Activities

9-13-11
Signature/Date

Geosyntec consultants

DAILY FIELD REPORT

Page 1 of 1

Project: LC54
Project No.: FO0552B
Contractors: EDS - JR Pennington and Shaun Crise
KB Labs - Tuan Lau

Date: 9-14-11
Task No.: 12*0

Work Performed

Well Installation:
Soil Borings:
DPT: 0335, 0336, 0337, 0338
Well Inventory:
Other:

Sampling Soil:
Sampling SW/Sediment:
Sampling Monitor Wells:
Sampling Hazardous Waste:
Sampling Drums:

Observations/Issues of Concern

0645 Met Emily at office. Calibrated YSI & Turbidity Meter
0730 Arrive at Badging Station; Received Badge - Tuan had issues receiving badge
0754 Called CCAFS Duty Office; Go ahead with drilling
0845 Safety Mtg; Discussed COCs, Med Facility, Scope of Work, PPE
0945 Started w/ location A Main Area DPT0332
1121 Finished DPT 0335, moving to DPT 0336. Using the remaining clean rods for first two samples of DPT0336.
1153 - 1250 Lunch
1250 - 1330 Drillers decon'd all samplers and rods.
1424 Finished Sampling DPT0336, Located and begin sampling DPT0337
1551 Finished sampling DPT0337 DPT0334
1750 Finished sampling DPT0338. Grouted DPT0332 - 0335
1803 Sampled IDW 183866
1810 Filled out Appendix B
checkout with Jill and Rebecca
Leave site

Plans/Future Activities

DPT0339 Tomorrow Morning

9/14/11
Signature/Date

Geosyntec consultants

DAILY FIELD REPORT

Project: ~~LC~~ LC34
Project No.: ~~LC34~~ FO0952B
Contractors: KB Labs - Tuan Luu
EDS - JR Penington + Shawn Cripe

Date: 9-15
Task No.: 12*0

Work Performed

Well Installation:
Soil Borings:
DPT: 0339, 0250, 0340, 0177, 0097,
~~Well Inventory~~: 0122, 0069, 0242, 0341
Other:

Sampling Soil:
Sampling SW/Sediment:
Sampling Monitor Wells:
Sampling Hazardous Waste:
Sampling Drums:

Observations/Issues of Concern

0600 Arrive at Geosyntec; Calibrate YSI. Send back YSI from yesterday and Turbidity meter.
0720 Called Duty office; OK to dig
0725 Tailgate Safety Meeting; DPT sampling, COC's, PPE, Hand auger, 911
0919 Finished DPT ~~0336~~ 0339
0925 Decon all five sampling screen and sheaths.
1008 Begin drilling at DPT 0250 - ~~ka~~ Tuan Luu arrives on-site
1036 Begin drilling at (F) DPT ~~0337~~ 0340
1130 Finished drilling at DPT ~~0337~~ 0340; decon 1 screen
1140 Begin drilling at DPT 0177
1154 Finish drilling DPT 0177; Decon screens (5)
1206 Break for lunch, 1305 Back from lunch
1315 Begin DPT 0097.
1342 Begin DPT ~~00~~ 0122 - Decon 2 screens
1415 Begin DPT 0069
1505 Begin drilling DPT 0242

Plans/Future Activities

see next pg.

Signature/Date

j:\admnshare\rem-form\DAILY

Geosyntec consultants

DAILY FIELD REPORT

Project: LC34
Project No.: FO0552B
Contractors:

Date: 9-15-2011
Task No.: 12.0

Work Performed

Well Installation:
Soil Borings:
DPT: ~~0338~~ 0341
Well Inventory:
Other:

Sampling Soil:
Sampling SW/Sediment:
Sampling Monitor Wells:
Sampling Hazardous Waste:
Sampling Drums:

Observations/Issues of Concern

1530 Located G; DPT 0338. Begin Drilling
1650 Finished drilling; Grouted G and the rest.
1724 Filling up IDW drum # 185397
1750 Sampled IDW drum; lock down Pallet
1800 Leave Site

Plans/Future Activities

Deluge Basin - H, I, 0294 tomorrow

9-15-2011
Signature/Date

Geosyntec consultants

DAILY FIELD REPORT

Project: LC34
Project No.: FOB552B
Contractors: KB Labs- Tuan Luu
EDS- JR Penington & Shaun Cripe

Date: 9-16-2011
Task No.: 12.0

Work Performed

Well Installation:
Soil Borings:
DPT: ~~0339~~, 0291, ~~0340, 0341~~ 0342
Well Inventory: 0342 0343, 0344, 0345
Other:

Sampling Soil:
Sampling SW/Sediment:
Sampling Monitor Wells:
Sampling Hazardous Waste:
Sampling Drums:

Observations/Issues of Concern

0600 Arrive at Geosyntec: Calibrate YSI
0700 Arrive on-site; get sample vials prepared, calibrate DO on YSI
JR & Shaun Arrive
Locate Site H; DPT ~~0339~~ 0342
0715 Tailgate Meeting; COC's, DPT sampling, KSC 911; hand auger
0740 Begin drilling DPT ~~0340~~ 0342
0745 Tuan arrives on-site
0850 Finish drilling DPT ~~0339~~ 0342, decon 5 screens
0923 Begin drilling 0291 - decon 1 screen
~~1000~~ 0950 Begin drilling 0340 0343
1108 Finished drilling ~~0340~~ 0343; decon 5 screens
Called duty office - drilling OK 0344
11:40 Locate and mobilize to Site A: DPT ~~0342~~ in Deluge Basin
11:45 Lunch break 0344
12:15 Begin drilling ~~0342~~ 0344
13:07 Lost both sample vials for DPT ~~0344~~ @ 013.0 ft
13:29 Resample DPT ~~0344~~ 0344 @ 13.0 ft

Plans/Future Activities

9-16-2011
Signature/Date

Geosyntec consultants

DAILY FIELD REPORT

Project: LC34
Project No.: FO0552B
Contractors:

Date: 9-16-2011
Task No.: 12'0

Work Performed

Well Installation:
Soil Borings:
DPT:
Well Inventory:
Other:

Sampling Soil:
Sampling SW/Sediment:
Sampling Monitor Wells:
Sampling Hazardous Waste:
Sampling Drums:

Observations/Issues of Concern

14:48 Began Drilling DPT ~~0342~~ 0345, deluge basin B. Sean came out to verify
15:58 Finished drilling DPT ~~0342~~ 0345
16:35 Grouted all holes; empty purge & decon water into IDW 33% fill
16:57 Sample IDW 185398
17:40 Leaving site

Plans/Future Activities

9-16-2011
Signature/Date

j:\admnshare\rem-form\DAILY

Geosyntec Consultants
Water Quality Instrument Calibration Form

Project/Site: LC34 Project #: FO0552B Field Personnel: Emily Lawson & Derik Stratton

Water Quality Meter - Model/Serial #: YSi 556 MPS / 10K101389 Turbidimeter - Model/Serial # LaMotte 2020e / IPN-26958

Dissolved Oxygen	DEP SOP FT 1500	Date	Time	Temp (°C)	Saturation (mg/L)[1]	Reading (mg/L)	Reading (%)	Pass or Fail
						Acceptance Criteria: +/-0.3mg/L		
CAL ICV CCV								P F
CAL ICV CCV								P F
CAL ICV CCV								P F
CAL ICV CCV								P F

Specific Conductance	DEP SOP FT 1200	Date	Time	Standard (mS/cm)	Standard Lot #	Standard Exp. Date	Reading (mS/cm)	Pass or Fail
						Acceptance Criteria: +/- 5%		
(CAL) (ICV) CCV		9-14	0759	~~1.999~~ DS14-14 1.413	8868	04/202	1.413-1.417	(P) F
CAL ICV CCV								P F
CAL ICV CCV								P F
CAL ICV CCV								P F
CAL ICV CCV								P F
CAL ICV CCV								P F

pH	DEP SOP FT 1100	Date	Time	Standard (SU)	Standard Lot #	Standard Exp. Date	Reading (SU)	Pass or Fail
						Acceptance Criteria: +/-0.2 SU		
(CAL) (ICV) CCV		9-14	0703	7	200212	01/2012	7.19-7.00	(P) F
(CAL) (ICV) CCV		9-14	0705	4	200203	01/2012	~~4.08~~-4.00	(P) F
(CAL) (ICV) CCV		9-14	0714	10	210326	07/2012	9.99-10.01	(P) F
CAL ICV CCV								P F
CAL ICV CCV								P F
CAL ICV CCV								P F

ORP	SOP N/A	Date	Time	Std. mV @ Temp °C	Standard Lot #	Standard Exp. Date	Reading (mV)	Pass or Fail
						Geosyntec Acceptance Criteria: +/- 5%		
CAL (ICV) CCV		9-14	0801	240	2981	01/2016	240.1	(P) F
CAL ICV CCV								P F
CAL ICV CCV								P F
CAL ICV CCV								P F

Specific Conductance Probe Cleaned? Yes (No) Disolved Oxygen membrane Changed? Yes (No)

0.1 - 10 NTU Std ____NTU	Date	Reading (NTU)	Pass or Fail
		Acceptance Criteria: +/- 10%	
CAL ICV CCV			P F
CAL ICV CCV			P F
CAL ICV CCV			P F
CAL ICV CCV			P F

11 - 40 NTU Std ____NTU	Date	Reading (NTU)	Pass or Fail
		Acceptance Criteria: +/- 8%	
CAL ICV CCV			P F
CAL ICV CCV			P F
CAL ICV CCV			P F
CAL ICV CCV			P F
CAL ICV CCV			P F
CAL ICV CCV			P F

41 - 100 NTU Std ____NTU	Date	Reading (NTU)	Pass or Fail
		Acceptance Criteria: +/- 6.5%	
CAL ICV CCV			P F
CAL ICV CCV			P F
CAL ICV CCV			P F
CAL ICV CCV			P F
CAL ICV CCV			P F
CAL ICV CCV			P F

>100 NTU Std ____NTU	Date	Reading (NTU)	Pass or Fail
		Acceptance Criteria: +/- 5%	
CAL ICV CCV			P F
CAL ICV CCV			P F
CAL ICV CCV			P F
CAL ICV CCV			P F

1. See Table FS 2200-2 on the back of this form

CAL - Initial Calibration

ICV - Initial Calibration Verification

CCV - Continuing Calibration Verification

Allow adequate time for the dissolved oxygen sensor to equilibrate during air calibration

Calibrate specific conductance using at least two standards that bracket the range of expected sample readings (unless readings < 0.1 mS/cm then one standard of 0.1 mS/cm is acceptable)

Calibrate pH using at least two standards (typ. pH 4 and 7) that bracket the range of expected sample readings; always start with pH 7; add a third calibration point if needed (i.e. pH > 7)

If parameter fails to calibrate within SOP acceptance criteria then append sample results with a "J" qualifier

Comments:

Geosyntec consultants

6/23/2009

Geosynte nsultants

Instrument Calibration Form

Project/Site: LC34 ~~F00552B~~ Project #: F00552B Field Personnel: Derik Strattan and Emily Lawson

Water Quality Meter - Model/Serial #: YSI 556 MPS 09F100228 Turbidimeter - Model/Serial # ———

Dissolved Oxygen	DEP SOP FT 1500	Date	Time	Temp °C	Saturation mg/L (Table 2200-2 or 1500-1)	Reading mg/L	Reading %	Pass or Fail
						Acceptance Criteria: +/-0.3mg/L		
(CAL) (ICV) CCV		9-15	0715	23.92	8.434	95.7-100	8.06-8.93	P F
CAL ICV CCV								P F
CAL ICV CCV								P F
CAL ICV CCV								P F

Specific Conductance	DEP SOP FT 1200	Date	Time	Standard mS/cm	Lot #	Exp. Date	Reading mS/cm	Pass or Fail
							Acceptance Criteria: +/- 5%	
(CAL) (ICV) CCV		9-15	0632	1.413	8809	03-2012	1.050	P F
CAL ICV CCV			0640	1.413	8809	03-2012	1.420	P F
CAL ICV CCV								P F
CAL ICV CCV								P F

pH	DEP SOP FT 1100	Date	Time	Buffer pH	Lot #	Exp. Date	Reading SU	Pass or Fail
							Acceptance Criteria: +/-0.2 SU	
(CAL) (ICV) CCV		9-15	0605	7	2002012	01/2012	7.10-7.00	P F
(CAL) (ICV) CCV		9-15	0607	4	2002034	01/2012	4.00-4.00	P F
(CAL) (ICV) CCV		9-15	0609	10	2101326	07/2012	9.96-10.00	P F
CAL ICV CCV								P F
CAL ICV CCV								P F
CAL ICV CCV								P F
CAL ICV CCV								P F
~~CAL ICV CCV~~								P F
ORP (CAL) (ICV) CCV		9-15	0619	~~Temp@25C 240mV~~	2249	03/2015	239.6	P F
CAL ICV CCV								P F
CAL ICV CCV								P F
CAL ICV CCV								P F

0.1 - 10 NTU	NTU Reading	Pass or Fail
	Acceptance Criteria: +/- 10%	
CAL ICV CCV		P F
CAL ICV CCV		P F
CAL ICV CCV		P F
CAL ICV CCV		P F

11 - 40 NTU	NTU Reading	Pass or Fail
	Acceptance Criteria: +/- 8%	
CAL ICV CCV		P F
CAL ICV CCV		P F
CAL ICV CCV		P F
CAL ICV CCV		P F

41 - 100 NTU	NTU Reading	Pass or Fail
	Acceptance Criteria: +/- 6.5%	
CAL ICV CCV		P F
CAL ICV CCV		P F
CAL ICV CCV		P F
CAL ICV CCV		P F

>100 NTU	NTU Reading	Pass or Fail
	Acceptance Criteria: +/- 5%	
CAL ICV CCV		P F
CAL ICV CCV		P F
CAL ICV CCV		P F
CAL ICV CCV		P F

Specific Conductance Probe Cleaned? Yes / No Disolved Oxygen membrane Changed? Yes / No

CAL - Initial Calibration

ICV - Initial Calibration Verification

CCV - Continuing Calibration Verification

Comments: ———

Allow adequate time for the dissolved oxygen sensor to equilibrate during air calibration

Calibrate specific conductance using at least two standards that bracket the range of expected sample readings (unless readings < 0.1 mS/cm then one standard of 0.1 mS/cm is acceptable)

Calibrate pH using at least two standards (typ. pH 4 and 7) that bracket the range of expected sample readings; always start with pH 7; add a third calibration point if needed (i.e. pH > 7)

Geosyntec consultants

Geosyntec Consultants
Water Quality Instrument Calibration Form

Project/Site: LC34 Project #: F06552B Field Personnel: Derik Stratten

Water Quality Meter - Model/Serial #: YSI 556MPS 09F100228 Turbidimeter - Model/Serial #

Dissolved Oxygen	DEP SOP FT 1500	Date	Time	Temp (°C)	Saturation (mg/L)[1]	Reading (mg/L)	Reading (%)	Pass or Fail
						Acceptance Criteria: +/-0.3mg/L		
~~CAL~~ ICV CCV		9-16	0652	20.30	~~89.039~~	8.66-8.84	95.9-100.3	P F
CAL ICV CCV								P F
CAL ICV CCV								P F
CAL ICV CCV								P F

Specific Conductance	DEP SOP FT 1200	Date	Time	Standard (mS/cm)	Standard Lot #	Standard Exp. Date	Reading (mS/cm)	Pass or Fail
						Acceptance Criteria: +/- 5%		
~~CAL ICV~~ CCV		9-16	0623	1.413	8809	03-2012	1.075-1.918	P F
~~CAL ICV~~ CCV		9-16	0629	1.413	8809	03-2012	1.445-1.412	P F
CAL ICV CCV								P F
CAL ICV CCV								P F
CAL ICV CCV								P F
CAL ICV CCV								P F

Something wrong, number keeps bouncing around

pH	DEP SOP FT 1100	Date	Time	Standard (SU)	Standard Lot #	Standard Exp. Date	Reading (SU)	Pass or Fail
						Acceptance Criteria: +/-0.2 SU		
~~CAL~~ ICV CCV		9-16	0605	4.0	2002074	01-2012	4.05-4.00	P F
~~CAL~~ ICV CCV		9-16	0613	7.0	2002012	01-2012	6.91-7.00	P F
~~CAL~~ ICV CCV		9-16	0615	10.0	2101326	07-2012	10.01-10.00	P F
CAL ICV CCV								P F
CAL ICV CCV								P F
CAL ICV CCV								P F

ORP	SOP N/A	Date	Time	Std. mV @ Temp °C	Standard Lot #	Standard Exp. Date	Reading (mV)	Pass or Fail
						Geosyntec Acceptance Criteria: +/- 5%		
~~CAL~~ ICV CCV		9-16	0620	240@25	2244	03-2015	239.8-240	P F
CAL ICV CCV								P F
CAL ICV CCV								P F
CAL ICV CCV								P F

Specific Conductance Probe Cleaned? Yes / No Disolved Oxygen membrane Changed? Yes / No

0.1 - 10 NTU Std ____NTU	Date	Reading (NTU)	Pass or Fail
		Acceptance Criteria: +/- 10%	
CAL ICV CCV			P F
CAL ICV CCV			P F
CAL ICV CCV			P F
CAL ICV CCV			P F

11 - 40 NTU Std ____NTU	Date	Reading (NTU)	Pass or Fail
		Acceptance Criteria: +/- 8%	
CAL ICV CCV			P F
CAL ICV CCV			P F
CAL ICV CCV			P F
CAL ICV CCV			P F
CAL ICV CCV			P F
CAL ICV CCV			P F

41 - 100 NTU Std ____NTU	Date	Reading (NTU)	Pass or Fail
		Acceptance Criteria: +/- 6.5%	
CAL ICV CCV			P F
CAL ICV CCV			P F
CAL ICV CCV			P F
CAL ICV CCV			P F
CAL ICV CCV			P F
CAL ICV CCV			P F

>100 NTU Std ____NTU	Date	Reading (NTU)	Pass or Fail
		Acceptance Criteria: +/- 5%	
CAL ICV CCV			P F
CAL ICV CCV			P F
CAL ICV CCV			P F
CAL ICV CCV			P F

1. See Table FS 2200-2 on the back of this form

CAL - Initial Calibration

ICV - Initial Calibration Verification

CCV - Continuing Calibration Verification

Allow adequate time for the dissolved oxygen sensor to equilibrate during air calibration

Calibrate specific conductance using at least two standards that bracket the range of expected sample readings (unless readings < 0.1 mS/cm then one standard of 0.1 mS/cm is acceptable)

Calibrate pH using at least two standards (typ. pH 4 and 7) that bracket the range of expected sample readings. always start with pH 7, add a third calibration point if needed (i.e. pH > 7)

If parameter fails to calibrate within SOP acceptance criteria then append sample results with a "J" qualifier

Comments: _____

Geosyntec consultants

Location A

DPT GEOCHEMICAL DATA FORM

Project/Project Number: LC34/F0855213

Date: 9-14-2011 DPT 033B Located at A in main Area

Time	DPT Location	Screened Interval (ft BLS)	pH (standard units)	Conductivity (mS/cm)	Turbidity (NTUs)	DO (mg/L)	Temp (°C)	Salinity (%)	TDS (g/L)	ORP (mV)	Color / Notes
0950	033B	~~0-5~~	9.23	0.458	Very	1.08	27.42	0.42	0.357	-119.5	tan/brown
0953	033B	~~5-10~~	9.21	0.858	Very	0.71	27.45	0.42	0.558	-120.1	tan/brown
0955	033B	~~0~~ 6-10	9.20	0.860	Very	0.50	27.49	0.42	0.561	-124.8	tan/brown
Location A Main Area											
~~1005~~		11-15	9.14	0.988	Very	2.55	26.91	0.48	0.637	-129.0	tan
1008		(13.0)	9.16	0.977	Very	1.44	26.78	0.48	0.663	-131.7	tan
1010		↓	9.18	0.971	Very	0.93	26.85	0.47	0.628	-134.4	tan
1013		16-20	9.18	1.114	Some	0.21	27.65	0.78	1.044	-193.1	Light brown
1017		(18.0)	9.45	1.765	Some	~~0.13~~	27.59	0.6	1.169	-216.7	light brown
1019		—	9.59	1.807	Some	0.5	27.56	0.91	1.172	-231.7	light brown
1028		23-27	9.84	2.140	Very	1.83	27.31	1.12	1.432	-218.8	brown
1030		(29.0)	9.92	2.249	Very	0.58	26.20	1.16	1.472	-225.2	brown
1032		—	9.97	2.269	Very	0.29	25.73	1.16	1.477	-225.1	brown
1104		36-40	10.06	2.267	Very	~~2.30~~	27.61	1.16	1.476	-192.7	brown
1106		(38.0)	10.01	2.273	Very	1.44	26.99	1.16	1.482	-201.5	brown
1108		—	10.01	2.283	Very	1.01	26.84	1.17	1.489	-199.7	brown
3	Sampling	↓	screens decorated								
	0'										

* pH probe seems to be malfunctioning, errors during calibration

Notes:
DPT = Direct Push Technology
ft BLS = feet below land surface
mS/cm = milliSiemens per centimeter (or millimhos per centimeter)
NTU = Nephelometric Turbidity Units
DO (mg/L) = Dissolved Oxygen (milligrams per liter)
Temp (°C) = Temperature (degrees Celsius)
TDS (g/L) = Total Dissolved Solids (grams per liter)
ORP (mV) = Oxidation Reduction Potential (milliVolts)

Location B

DPT GEOCHEMICAL DATA FORM

Project/Project Number: LC34/FOØ552B

Date: 9-14-2011 DPT 033B Located at B in Main Area

Time	DPT Location	Screened Interval (ft BLS)	★ pH (standard units)	Conductivity (mS/cm)	Turbidity (NTUs)	DO (mg/L)	Temp (°C)	Salinity (%)	TDS (g/L)	ORP (mV)	Color / Notes
1137	033B	6-10	9.82	0.968	Very	3.09	29.20	0.49	0.651	-178.3	Brown
1139		(008.0)	9.48	1.010	Very	1.99	29.04	0.50	0.658	-181.6	Brown
1141			9.35	1.012	Very	1.33	28.89	0.49	0.655	-182.0	Brown
1147		(11-15)	9.50	0.789	Very	1.79	28.88	0.38	0.511	-202.2	Brown
1151		(13.0)	9.40	0.784	Very	0.99	28.72	0.38	0.511	-200.3	Brown
1153			9.37	0.784	Very	0.51	28.75	0.38	0.509	-194.7	Brown
Lunch											
		16-20	10.01	1.046	Very	3.17	29.45	0.52	0684	-194.7	Dark Tan
1334		(18.0)	9.77	1.048	Very	2.07	29.18	0.51	0.680	-201.6	Dark Tan
1336			9.73	1.043	Very	1.55	29.22	0.51	0.677	-206.5	Dark Tan
1338		—	10.01	1.868	Very	2.75	29.90	0.96	1.256	-207.0	Brown
1354		23-27	10.13	1.957	Very	1.83	29.27	1.00	1.288	-217.0	Brown
1356		(25.0)	10.17	1.996	Very	1.28	29.25	1.02	1.312	-222.5	Brown
1358											
		—			V.						
1410		36-40	10.13	2.023	Very	2.43	29.82	1.05	1.359	-215.9	Brown
1412		(38.0)	10.05	2.125	Very	1.76	29.82	1.09	1.409	-214.8	Brown
1414			10.08	2.188	Very	1.30	28.16	1.12	1.439	-229.7	Brown

★ pH probe gave error readings during calibration

Notes:
DPT = Direct Push Technology
ft BLS = feet below land surface
mS/cm = milliSiemens per centimeter (or millimhos per centimeter)
NTU = Nephelometric Turbidity Units
DO (mg/L) = Dissolved Oxygen (milligrams per liter)
Temp (°C) = Temperature (degrees Celsius)
TDS (g/L) = Total Dissolved Solids (grams per liter)
ORP (mV) = Oxidation Reduction Potential (milliVolts)

DPT GEOCHEMICAL DATA FORM Project/Project Number: LC34/F0955.28

Date: 9-14-2011 DPT 0337 Located at C in Main Area

Time	DPT Location	Screened Interval (ft BLS)	* pH (standard units)	Conductivity (mS/cm)	Turbidity (NTUs)	DO (mg/L)	Temp (°C)	Salinity (%)	TDS (g/L)	ORP (mV)	Color / Notes
1440	0337	6-10	4.72	0.780	Very	1.74	30.05	0.37	0.503	-153.0	Brown
1442		(008.0)	9.36	0.768	Very	1.02	28.77	0.37	0.494	-130.7	Brown
1444		—	9.24	0.757	Very	0.79	28.21	0.36	0.489	-107.0	Brown
1501		11-15	9.12	0.721	Some	2.45	31.00	0.35	0.466	-154.8	Light brown
1503		(013.0)	9.04	0.718	Some	1.39	30.38	0.35	0.467	-159.9	Light brown
1505		—	9.02	0.719	Some	0.96	30.33	0.35	0.468	-163.9	Light brown
1515		16-20	9.30	0.740	Some	2.45	31.47	0.35	0.475	-202.0	Light brown
1517		(018.0)	9.28	0.725	Some	1.47	29.83	0.35	0.472	-205.5	Light brown
1519		—	9.26	0.727	Some	0.87	29.77	0.35	0.474	-202.3	Light brown
1530		23-27	9.12	1.474	Some	3.55	30.84	0.76	1.001	-211.9	Light brown
1532		(025.0)	9.58	1.584	Some	1.69	28.22	0.80	1.032	-216.8	Light brown
1534			9.61	1.594	Some	1.33	27.91	0.80	1.033	-211.3	Light brown
1547		36-40	9.65	2.093	~~Some~~ Very	2.38	30.81	1.10	1.412	-209.9	Brown
1549		(038.0)	9.77	2.193	~~Some~~ Very	1.84	30.39	1.12	1.443	-222.3	Brown
1551		—	9.79	2.231	~~Some~~ Very	1.30	30.07	1.14	1.459	-232.9	Brown

* pH probe gave errors during calibration

Notes:
DPT = Direct Push Technology
ft BLS = feet below land surface
mS/cm = milliSiemens per centimeter (or millimhos per centimeter)
NTU = Nephelometric Turbidity Units
DO (mg/L) = Dissolved Oxygen (milligrams per liter)
Temp (°C) = Temperature (degrees Celsius)
TDS (g/L) = Total Dissolved Solids (grams per liter)
ORP (mV) = Oxidation Reduction Potential (milliVolts)

DPT GEOCHEMICAL DATA FORM 0338

Project/Project Number: LC34/F0905528

Date: 9-14-2011 DPT Located at D in Main Area

Time	DPT Location	Screened Interval (ft BLS)	pH (standard units)	Conductivity (mS/cm)	Turbidity (NTUs)	DO (mg/L)	Temp (°C)	Salinity (%)	TDS (g/L)	ORP (mV)	Color / Notes
1620	0338	6-10	9.37	0.779	turbid	2.05	30.84	0.38	0.508	-161.2	tan
1623		(008.0)	9.22	0.782	↓	1.68	30.38	0.38	0.508	-157.0	↓
1625		—	9.17	0.781	↓	1.41	30.23	0.38	0.508	-154.9	↓
1645		11-15	9.67	0.743	turbid	1.96	31.22	0.35	0.472	-206.6	gray
1648		(013.0)	9.43	0.715	↓	1.44	30.68	0.34	0.464	-218.9	↓
1650		—	9.43	0.712	↓	1.13	30.62	0.34	0.463	-222.6	↓
1700		16-20	9.13	0.699	turbid	1.47	30.86	0.34	0.456	-208.5	gray
1702		(018.0)	9.17	.0.704		0.28	29.32	0.34	0.462	-211.9	↓
1705		—	9.20	0.714	↓	0.10	29.22	0.35	0.465	-211.4	↓
1711		23-27	9.02	1.362	turbid	2.11	30.98	0.69	0.906	-216.2	gray
1713		(023.0)	9.26	1.410	↓	0.37	30.09	0.70	0.924	-226.2	↓
1715		—	9.39	1.425	↓	0.11	29.84	0.71	0.926	-241.3	↓
1731		36-40	9.41	1.999	turbid	3.54	30.72	1.05	1.371	-209.5	gray
1733		(038.0)	9.55	2.141	↓	0.40	29.65	1.09	1.397	-236.2	↓
1735		—	9.66	2.171	↓	0.11	29.45	1.11	1.422	-242.7	↓

(+) pH probe gave error during calibration. Readings are suspect.

Notes:

DPT = Direct Push Technology

ft BLS = feet below land surface

mS/cm = milliSiemens per centimeter (or millimhos per centimeter)

NTU = Nephelometric Turbidity Units

DO (mg/L) = Dissolved Oxygen (milligrams per liter)

Temp (°C) = Temperature (degrees Celsius)

TDS (g/L) = Total Dissolved Solids (grams per liter)

ORP (mV) = Oxidation Reduction Potential (milliVolts)

DPT GEOCHEMICAL DATA FORM

Project/Project Number: LC34/FO0552B

Date: 9-19 Located E at DPT0339, Main Area

Time	DPT Location	Screened Interval (ft BLS)	pH (standard units)	Conductivity (mS/cm)	Turbidity (NTUs)	DO (mg/L)	Temp (°C)	Salinity (%)	TDS (g/L)	ORP (mV)	Color / Notes
0803	0339	6-10	7.86	1.240	Very	1.10	26.74	0.55	0.735	-173.7	Tan
0805		(008.0)	7.47	1.116	Very	0.41	27.08	0.55	0.731	-184.1	Tan
0807		—	7.35	1.115	Very	0.39	27.19	0.54	0.717	-187.5	Tan
0816		11-15	7.77	1.369	Very	1.29	26.33	0.53	0.701	-201.2	Tan/Gray
0818		(013.0)	7.53	1.071	Very	0.53	26.85	0.52	0.688	-217.3	Tan/Gray
0820		—	7.50	1.062	Very	0.46	27.10	0.51	0.679	-225.7	Tan/Gray
0827		16-20	7.45	1.093	Very	1.35	26.60	0.54	0.722	-217.3	Brown
0829		(0180)	7.56	1.110	Very	0.32	26.92	0.53	0.717	-219.8	Brown
0831		—	7.56	1.093	Very	0.25	26.98	0.55	0.719	-217.2	Brown
0840		23-27	7.46	1.210	Very	0.52	26.76	0.59	0.795	-228.7	Tan
0842		(025.0)	7.81	1.204	Very	0.59	26.95	0.59	0.765	-230.4	Tan
0843		—	7.86	1.163	Very	0.58	26.83	0.58	0.763	-230.1	Tan
0856		36-40	LOW			YIELD					
0858		(038.0)									
0900		—									

Notes:
DPT = Direct Push Technology
ft BLS = feet below land surface
mS/cm = milliSiemens per centimeter (or millimhos per centimeter)
NTU = Nephelometric Turbidity Units

DO (mg/L) = Dissolved Oxygen (milligrams per liter)
Temp (°C) = Temperature (degrees Celsius)
TDS (g/L) = Total Dissolved Solids (grams per liter)
ORP (mV) = Oxidation Reduction Potential (milliVolts)

DPT GEOCHEMICAL DATA FORM

Project/Project Number: LC34/F0052B

Date: 9-13 Located DPT0250 in woods

Time	DPT Location	Screened Interval (ft BLS)	pH (standard units)	Conductivity (mS/cm)	Turbidity (NTUs)	DO (mg/L)	Temp (°C)	Salinity (%)	TDS (g/L)	ORP (mV)	Color / Notes
1015	0250	11-15	7.83	1.854	Very	0.33	27.58	0.85	1.116	-203.2	Gray
1017		(013.0)	7.74	1.793	Very	0.29	27.49	0.95	1.205	-204.2	Gray
1019		—	7.70	1.743	Very	0.18	27.38	0.88	1.142	-203.8	Gray
	Grouted @ 1021										
1040	0~~337~~ 340	6-10	7.82	1.325	Some	0.49	28.06	0.64	0.850	-140.8	Tan
1042		(008.0)	7.62	1.302	Some	0.19	27.80	0.63	0.833	-139.1	Tan
1044		—	7.57	1.291	Some	0.26	27.52	0.64	0.847	-137.9	Tan
1051		(11-15)	7.50	1.361	Some	0.27	27.64	0.67	0.881	-193.2	Light Brown
1053		(013.0)	7.58	1.356	Some	0.28	27.38	0.67	0.880	-191.0	Light Brown
1055		—	7.58	1.371	Some	0.24	27.25	0.69	0.901	-175.3	Light Brown
					~~Some~~						
1104		16-20	7.52	1.405	Some	2.44	28.81	0.72	0.935	-223.4	Tan
~~1106~~ 1106		(018.0)	7.70	1.426	Some	0.22	28.76	0.71	0.941	-234.4	Tan
1108		—	7.74	1.494	Some	0.11	28.68	0.77	1.033	-236.4	Tan
1118		23-27	7.98	3.432	Some	1.30	29.81	1.39	1.737	-234.8	Tan
1120		(25.0)	7.97	2.601	Some	0.17	29.42	1.32	1.635	-244.8	Tan
1122		—	7.97	2.597	Some	0.09	29.07	1.35	1.720	-245.8	Tan
1150	0177	11-15	8.05	1.639	Some	0.30	29.74	0.83	1.080	-182.9	light tan
1152	0177	013.0	7.62	1.638	Some	0.23	28.95	0.80	1.043	-178.5	light tan
1154	0177	—	7.54	1.621	Some	0.23	28.81	0.82	1.062	-172.4	light tan

Notes:
DPT = Direct Push Technology
ft BLS = feet below land surface
mS/cm = milliSiemens per centimeter (or millimhos per centimeter)
NTU = Nephelometric Turbidity Units

DO (mg/L) = Dissolved Oxygen (milligrams per liter)
Temp (°C) = Temperature (degrees Celsius)
TDS (g/L) = Total Dissolved Solids (grams per liter)
ORP (mV) = Oxidation Reduction Potential (milliVolts)

DPT GEOCHEMICAL DATA FORM

Project/Project Number: LC34/F0#552B

Date: 9-15-2011 Located DPT0097

Time	DPT Location	Screened Interval (ft BLS)	pH (standard units)	Conductivity (mS/cm)	Turbidity (NTUs)	DO (mg/L)	Temp (°C)	Salinity (%)	TDS (g/L)	ORP (mV)	Color / Notes
1322	0097	6-10	8.28	8.827	Some	0.37	31.27	4.81	5.654	-183.6	Brown
1324		(008.0)	7.93	8.670	Some	0.38	31.04	4.78	5.615	-183.5	Brown
1325		—	7.86	8.591	Some	0.61	30.92	4.73	5.567	-179.3	Brown
1334		11-15	7.72	9.040	Some	2.45	30.95	4.98	5.850	-191.3	Tan
1336		(013.0)	7.85	9.046	Some	0.16	30.37	5.02	5.884	-202.6	Tan
1338		—	7.84	9.049	Some	0.13	30.20	5.02	5.879	-203.9	Tan
1349	0122	6-10	7.74	8.562	Some	0.27	31.29	4.5	5.285	-198.2	light brown
1351		(008.0)	7.83	8.102	Some	0.11	31.28	4.46	5.273	-205.2	light brown
1353		—	7.81	8.049	Some	0.15	31.20	4.37	5.162	-208.1	light brown
1400		11-15	6.64	10.17	Very	0.17	31.32	5.48	6.379	-226.5	brown
1402		(013.0)	7.66	9.681	Very	0.09	31.04	5.35	6.237	-229.0	brown
1404		—	7.68	9.539	Very	0.08	30.94	5.29	6.170	-229.8	brown
1427	0069	6-10	7.65	9.508	Very	0.13	30.01	5.23	6.101	-176.6	Tan
1429		(008.0)	7.63	9.330	Very	0.15	29.56	5.18	6.029	-173.5	Tan
1431		—	7.60	9.233	Very	0.17	29.22	5.08	5.930	-168.7	Tan
1443		11-15	7.67	10.33	Very	0.50	30.58	5.85	6.775	-196.7	Tan
1445		(013.0)	7.72	10.39	Very	0.11	30.45	5.82	6.737	-202.4	Tan
1447		—	7.73	10.23	Very	0.09	30.38	5.74	6.640	-205.1	Tan
1516	0242	6-10	7.77	11.90	Very	0.79	32.46	6.89	7.887	-150.0	Brown
1518		(008.0)	7.42	11.98	Very	0.15	32.25	6.74	7.780	-147.6	Brown
1520		—	7.32	11.52	Very	0.12	32.16	6.38	7.348	-146.7	Brown

Notes:

DPT = Direct Push Technology

ft BLS = feet below land surface

mS/cm = milliSiemens per centimeter (or millimhos per centimeter)

NTU = Nephelometric Turbidity Units

DO (mg/L) = Dissolved Oxygen (milligrams per liter)

Temp (°C) = Temperature (degrees Celsius)

TDS (g/L) = Total Dissolved Solids (grams per liter)

ORP (mV) = Oxidation Reduction Potential (milliVolts)

DPT GEOCHEMICAL DATA FORM

Project/Project Number: LC34 / F00552B

Date: 9-15-2011

Time	DPT Location	Screened Interval (ft BLS)	pH (standard units)	Conductivity (mS/cm)	Turbidity (NTUs)	DO (mg/L)	Temp (°C)	Salinity (%)	TDS (g/L)	ORP (mV)	Color / Notes
1550	0341	6-10	8.18	5.299	Some	0.18	32.00	2.57	3.145	-217.6	Gray
1552	0341	(008.0)	8.02	4.932	Some	0.12	31.29	2.63	3.218	-218.9	Gray
1554		—	7.99	4.966	Some	0.42	30.73	2.51	3.071	-200.3	Gray
1559		11-15	7.42	3.006	Very	0.70	30.90	1.52	1.916	-201.6	Gray
1601		(013.0)	7.73	2.889	Very	0.11	30.35	1.49	1.890	-204.1	Gray
1603		—	7.73	2.826	Very	0.12	30.10	1.48	1.862	-205.6	Gray
1609		16-20	7.15	3.249	Very	2.51	30.42	1.46	1.819	-186.7	Tan
1611		(018.0)	7.55	2.712	Very	0.16	29.83	1.33	1.683	-199.2	Tan
1613		—	7.60	2.573	Very	0.15	29.58	1.31	1.677	-201.8	Tan
1625		23-27	7.26	2.543	Very	0.04	29.85	1.30	1.688	-228.0	Tan
1627		(025.0)	7.98	2.568	Very	~~0.04~~ 0.04	29.33	1.33	1.669	-247.3	Tan
1629		—	8.09	2.533	Very	0.07	29.30	1.36	1.718	-252.6	Tan
1641		36-40	7.77	0.317	Very	7.17	31.37	4.53	5.500	-202.1	Brown
1643		036.0	7.99	8.512	Very	0.50	~~[illegible]~~ 30.99	4.59	5.438	-230.1	Brown
1645		—	8.03	8.100	Very	0.09	30.62	4.49	5.212	-247.6	Brown

Notes:
DPT = Direct Push Technology
ft BLS = feet below land surface
mS/cm = milliSiemens per centimeter (or millimhos per centimeter)
NTU = Nephelometric Turbidity Units

DO (mg/L) = Dissolved Oxygen (milligrams per liter)
Temp (°C) = Temperature (degrees Celsius)
TDS (g/L) = Total Dissolved Solids (grams per liter)
ORP (mV) = Oxidation Reduction Potential (milliVolts)

DPT GEOCHEMICAL DATA FORM

Project/Project Number: LC34/FO Ø552B

Date: 9-16-2011 Located Site H, DPT 0~~339~~ 0342

Time	DPT Location	Screened Interval (ft BLS)	pH (standard units)	Conductivity (mS/cm)	Turbidity (NTUs)	DO (mg/L)	Temp (°C)	Salinity (%)	TDS (g/L)	ORP (mV)	Color / Notes
0752	0~~339~~	6-10	8.14	10.51	Some	0.27	27.48	5.52	6.365	-173.7	light tan
0754	0342	(008.0)	7.85	9.615	Some	0.28	27.86	5.32	6.181	-184.8	light tan
0756		—	7.81	9.442	Some	0.78	27.88	5.23	6.090	-166.8	light tan
0802		11-15	7.46	11.68	Some	0.51	26.46	6.62	7.530	-216.2	tan
0804		(013.0)	7.78	11.55	Some	0.15	26.76	6.51	7.435	-225.5	tan
0806		—	7.81	11.31	Some	0.14	26.70	6.39	7.316	-222.4	tan
0816		16-20	7.69	17.26	Some	0.14	26.98	10.06	11.14	-201.4	Gray
0818		(018.0)	7.73	17.10	Some	0.12	27.05	10.00	11.08	-204.9	Gray
0820		—	7.73	17.00	Some	0.12	26.92	9.94	11.02	-207.1	Gray
0828		23-27	7.64	42.77	Some	0.31	26.54	28.97	29.30	-223.1	Gray
0830		(025.0)	8.07	45.45	Some	0.12	26.58	29.73	29.80	-234.6	Gray
0832		—	8.13	46.00	Some	0.11	26.52	30.01	30.08	-239.9	Gray
0846		36-40	8.07	51.95	Some	0.47	26.49	35.00	35.59	-213.5	Gray
0848		(038.0)	8.21	53.55	Some	0.12	26.44	35.50	34.99	-228.8	Gray
0850			8.25	53.94	Some	0.11	26.35	35.77	35.21	-236.5	Gray
0933	0291	36-40	7.97	11.01	Very	7.55	27.08	7.17	7.211	-205.1	Gray
0935		(038.0)	8.13	10.53	Very	7.42	27.06	6.66	7.116	-236.5	Gray
0937		—	8.22	9.860	Very	7.52	27.04	~~6.30~~ 5.27	8.473	-246.8	Gray

conductivity measurements are likely wrong

Notes:

DPT = Direct Push Technology

ft BLS = feet below land surface

mS/cm = milliSiemens per centimeter (or millimhos per centimeter)

NTU = Nephelometric Turbidity Units

DO (mg/L) = Dissolved Oxygen (milligrams per liter)

Temp (°C) = Temperature (degrees Celsius)

TDS (g/L) = Total Dissolved Solids (grams per liter)

ORP (mV) = Oxidation Reduction Potential (milliVolts)

DPT GEOCHEMICAL DATA FORM

Project/Project Number: LC34/F0D552B

Date: 9-16-2011 Located DPT 0343 at (I)

Time	DPT Location	Screened Interval (ft BLS)	pH (standard units)	Conductivity (mS/cm)	Turbidity (NTUs)	DO (mg/L)	Temp (°C)	Salinity (%)	TDS (g/L)	ORP (mV)	Color / Notes
1001	~~0340~~	6-10	7.98	2.013	Some	0.15	31.26	0.95	1.232	-190.6	~~Gray~~ Brown
1003	0343	(008.0)	7.89	1.921	Some	0.12	30.96	0.97	1.265	-201.5	~~Gray~~ Brown
1005		—	7.88	1.983	Some	0.11	30.78	1.03	1.362	-205.6	~~Gray~~ Brown
1020	1020	11-15	7.85	2.956	Very	3.19	30.31	1.49	1.852	-210.7	Brown
1022	1022	(013.0)	7.89	2.930	Very	0.22	29.93	1.46	1.834	-229.4	Brown
1024	1024	—	7.89	2.804	Very	0.12	29.72	1.43	1.779	-233.3	Brown
1031		16-20	7.75	3.086	Very	5.24	30.35	1.56	1.735	-181.0	Brown
1033		(018.0)	7.88	2.551	Very	0.16	29.92	1.29	1.637	-208.2	Brown
1035		—	7.84	2.509	Very	0.10	29.88	1.24	1.580	-215.8	Brown
1042		20-25	6.89	3.255	Some	2.53	29.58	1.43	1.831	-184.2	light brown
1044		(023.0)	8.02	2.870	Some	0.20	28.89	1.30	1.900	-215.1	↓
1046		—	8.09	2.881	Some	0.07	28.83	1.48	1.856	-231.7	↓
1058		36-40	7.53	4.045	Some	5.23	30.17	1.77	2.201	-179.3	light brown
1100		(038.0)	8.05	3.145	Some	0.12	29.62	1.63	2.063	-214.2	↓
1102		—	8.15	3.104	Some	0.13	29.37	1.55	1.903	-226.2	↓

Notes:

DPT = Direct Push Technology

ft BLS = feet below land surface

mS/cm = milliSiemens per centimeter (or millimhos per centimeter)

NTU = Nephelometric Turbidity Units

DO (mg/L) = Dissolved Oxygen (milligrams per liter)

Temp (°C) = Temperature (degrees Celsius)

TDS (g/L) = Total Dissolved Solids (grams per liter)

ORP (mV) = Oxidation Reduction Potential (milliVolts)

DPT GEOCHEMICAL DATA FORM

Project/Project Number: LC34/F0055ZB

Date: 9/6/2011 located DPT 0344 @ Site A, Delage Basin

Time	DPT Location	Screened Interval (ft BLS)	pH (standard units)	Conductivity (mS/cm)	Turbidity (NTUs)	DO (mg/L)	Temp (°C)	Salinity (%)	TDS (g/L)	ORP (mV)	Color / Notes
1226	0344	6-10	7.63	24.51	Very	1.36	32.10	14.91	16.06	-200.1	Brown
1228		(008.0)	7.74	24.63	Very	0.21	31.72	14.76	15.91	-214.3	Brown
1230		—	7.73	24.45	Very	0.15	31.60	14.69	15.86	-217.5	Brown
1236		11-15	7.15	9.808	Some	7.27	31.70	6.90	7.989	-158.9	Gray
1238		(013.0)	7.56	12.22	Some	0.76	30.83	6.73	7.812	-176.2	Gray
1240		—	7.58	11.25	Some	0.09	30.31	6.47	7.490	-182.3	Gray
1246		16-20	7.37	0.162	Some	7.09	31.82	0.07	0.103	-193.8	Gray
1248		(018.0)	7.56	4.187	Some	6.88	31.93	0.08	0.101	-211.8	Gray
1250		—	7.64	0.253	Some	6.95	31.89	0.12	0.173	-226.7	Gray
1310		23-27	7.72	9.003	Some	6.13	28.90	4.74	5.584	-222.0	Gray
1312		(025.0)	7.77	8.720	Some	0.12	28.88	4.82	5.625	-223.0	Gray
1314		—	7.79	8.767	Some	0.13	28.87	5.05	5.782	-224.2	Gray
1336		36-40	7.86	35.14	Some	0.09	29.37	22.74	23.87	-214.6	Gray
1338		(038.0)	8.10	43.40	Some	0.06	28.90	30.01	29.32	-231.4	Gray
1340		—	8.18	45.72	Some	0.06	28.90	28.62	28.82	-241.4	Gray
1357		41-45	7.94	0.525	Some	5.95	30.33	37.44	37.00	-182.4	Gray
1359		(047.0)	8.17	57.83	Some	0.30	29.36	39.25	38.53	-215.0	Gray
1401		—	8.21	59.58	Some	0.08	28.54	40.00	38.98	-224.9	Gray
1252		16-20	7.72	10.70	Some	0.27	10.45	5.89	6.928	-228.4	Gray
1254		(018.0)	7.66	11.22	Some	0.12	30.30	5.79	6.559	-225.2	Gray
1256		—	7.64	10.12	Some	0.12	29.39	5.30	6.652	-219.2	Gray
1325		11-15	7.80	22.59	Some	3.40	30.52	13.61	14.77	-161.9	Gray
1327		(013.0)	7.65	22.65	Some	0.22	30.21	13.50	14.64	-179.9	Gray
1329		—	7.99	22.44	Some	0.10	30.03	13.39	14.53	-179.8	Gray

Notes:
DPT = Direct Push Technology
ft BLS = feet below land surface
mS/cm = milliSiemens per centimeter (or millimhos per centimeter)
NTU = Nephelometric Turbidity Units

DO (mg/L) = Dissolved Oxygen (milligrams per liter)
Temp (°C) = Temperature (degrees Celsius)
TDS (g/L) = Total Dissolved Solids (grams per liter)
ORP (mV) = Oxidation Reduction Potential (milliVolts)

DPT GEOCHEMICAL DATA FORM

Project/Project Number: LC34/FOD ~~3402~~ 5521B

Date: 9-16-2011 Located B in deluge basin, DPT03~~15~~

Time	DPT Location	Screened Interval (ft BLS)	pH (standard units)	Conductivity (mS/cm)	Turbidity (NTUs)	DO (mg/L)	Temp (°C)	Salinity (%)	TDS (g/L)	ORP (mV)	Color / Notes
1436	0345	6 TO	7.94	24.08	Some	3.34	31.91	15.02	16.16	-131.6	Brown
1438		(008.0)	7.67	24.83	Some	0.20	30.62	14.96	16.08	-136.5	↓
1439		—	7.63	24.54	Some	0.15	30.10	14.27	15.13	-143.0	↓
1445		11-15	6.92	0.185	Some	5.08	30.79	12.63	13.82	-135.2	Gray
1447		(013.0)	7.51	21.44	Some	0.39	30.10	12.91	14.11	-160.0	↓
1449		—	7.50	21.82	Some	0.11	29.41	13.10	14.25	-162.9	↓
1458		16-20	7.18	8.767	Some	3.11	30.63	4.99	5.850	-172.5	Gray
1500		(018.0)	7.48	8.969	↓	0.31	29.76	4.88	5.804	-183.3	↓
1502		—	7.55	9.214	↓	0.11	28.79	5.09	5.910	-186.0	↓
1525		23-27	8.02	8.537	Some	0.12	28.48	~~5.16~~ 4.77	5.615	-229.4	Gray
1527		(025.0)	8.08	8.770	↓	0.10	27.37	4.92	5.745	-231.8	↓
1529		—	8.09	8.700	↓	0.10	27.06	4.79	5.593	-231.7	↓
1539		32-40	7.61	3.311	Little	3.28	30.61	1.57	1.982	-192.3	Gray
1541		(038.0)	7.99	3.080	↓	~~28.16~~ 30.01	30.01	1.70	2.159	-212.1	↓
1543		—	8.10	3.201	↓	0.02	29.51	7.59	8.145	-222.4	↓
1554		41-45	7.72	2.584	Little	2.00	30.77	1.33	1.683	-159.6	Gray
1556		(043.0)	7.99	2.571	↓	0.11	29.93	1.28	1.632	-181.2	↓
1558	↓	—	8.04	2.574	↓	0.11	29.68	1.32	1.649	-195.8	↓

Notes:

DPT = Direct Push Technology

ft BLS = feet below land surface

mS/cm = milliSiemens per centimeter (or millimhos per centimeter)

NTU = Nephelometric Turbidity Units

DO (mg/L) = Dissolved Oxygen (milligrams per liter)

Temp (°C) = Temperature (degrees Celsius)

TDS (g/L) = Total Dissolved Solids (grams per liter)

ORP (mV) = Oxidation Reduction Potential (milliVolts)

HPT SAMPLING – 2013

FIELD FORMS

1/8/13

LC34 HPT's

Personnel :	Scott McGuire	(SM)	TT	FOM
	Jonathan Syrek.	(JS)	KB	Lab
	Glen Pennington	(GP)	EDS	Driller
	Mitch Pennington	(MP)	EDS	Helper

Weather : 70° Cloudy
Objective : HPT's to 80'. x 6.
PPE : Level D

0710 SM at badging office to meet KB.
0715 KB arrived.
0725 KB Setting up.
0745 SM, J at LC34 EDS on site.
2 man crew. see above.
@800 H+S meeting completed. Level D PPE.
Topics: Slips Trips, Falls. Weather.
0830 KB set up. HPT 06. Equip Insp completed. (OK).
0840 SM called DUTY office. clear to dig.
0845 Hand augered to 4' to clear utilities.
0850 Begin pushing HPT 0-80'
0950 Arrive at 79.4' bls. Could not get to 80' due to the lack of rods on KB's HPT string.
1000 SM called C. Hook to let him know. He
1005 said 79.4 is fine.
Begin pulling rods.
1040 All rods out of the ground. (JS) checking HPT probe to make sure it's operational before we move to the next ~~#~~ location.
1100 Set up at RW4 for HPT 4. 0-80'.
1105 Hand augered to 4' to clear utilities.
1110 Begin HPT.
1205 Arrive @ 80.5'. Taking 30 min lunch.
1235 End Lunch. Pulling rods.
1240 Mike, Anne on site.
1300 All rods pulled.
1320 Mike and Anne leaving site. KB informed me the Ec on the probe stopped working Halfway down the hole.
1330 Per C. Hook we will redo the boring.
1400 KB took the HPT apart and checked it. He thinks it may have been a loose connection on the ec cord.

SM

1/8/13 LC34 HPT's

Cont	HPT Put back together after an operational check. Boring moved 2' then hand augered to 4' to clear utilities.
1415	Begin HPT06.
1500	Arrived at 80' bls.
1505	Pulling rods.
1540	HPT rods out. Pushing DPT rods to 80' to pressure grout.
1555	starting to pressure grout.
1645	Pressure grouting completed. Starting HPT01.
1720	Pressure grouting 1st Loc HPT01
1730	Pressure grouting completed.
1745	steam decon completed.
1800	SM, crew leaving LC34.

1/9/13

LC34 HPT's

Personnel :	Scott McGuire	(SM)	TT	FOM
	Jonathan Syrek	(JS)	KB	Chemist
	Glen Pennington	(GP)	EDS	Driller
	Mitch Pennington	(MP)	EDS	Helper

Weather : 71° Cloudy
PPE Level : D
Objective : Continue HPT's.

0645 SM at LC34.
0700 KB, EDS on site.
0715 H+S meeting completed. Level D PPE.
Topics : Slips Trips, Falls. Weather. Insects.
0720 KB generator will not start. Flooded..
will let set for a bit and try to restart.
0830 No luck with KB's Generator. We will use
the drillers generator. SM called duty office. Clear.
0845 Set up on RW05 = HPT05. Back on KB's generator.
Previously hand augered to 4' to clear utilities.
0855 Begin HPT
0955 Arrive at 80'. HPT test good.
1000 Pulling rods.
1040 Rods pulled.
1045 Begin pressure grouting. Must drive rods
back down to 80' for pressure grouting.
1130 Pressure grouting completed.
1145 Steam decon completed.
1200 Set up on RW01 = HPT06.
Previously cored and hand augered to 4'
to clear utilities.
1210 Begin HPT06.
1300 Arrive at 80'. HPT test good.
1310 Pulling rods.
1340 Rods pulled.
1350 Pushing to 80' to pressure grout.
1440 Pressure grouting completed.
1500 HPT06 area cleaned up.
1525 Steam decon completed.
1540 Set up on RW03 = HPT03.
Will not have enough time to complete
HPT and pressure grout. HPT03, 02 will be done tomorrow
1600 EDS leaving site. SM waiting to meet MJ.

L. McG

1/10/13

LC34 HPT's

Personnel : Scott McGuire (SM) Tt FOM
Tuan Luu (TU) KB Chemist
Glen Pennington (GP) EDS Driller
Mitch Pennington (MP) EDS Helper

Weather : 71°
PPE Level : D
Objective : Complete HPT's

0645 SM on site.
0700 KB, EDS on site.
0715 H+S meeting completed. Level D PPE.
Topics : Slips Trips, Falls. Weather. Heat stress.
Vehicle safety.
0720 SM called CCAFS duty office. We are clear to dig.
Previously set up on RW03 = HPT03. 80'.
Previously hand augered to 4' to clear utilities.
0740 Begin HPT03.
0830 Arrive at 80'.
0840 Pulling HPT rods.
0900 Rods pulled.
0905 Preparing to pressure grout.
0910 Pushing back down to 80' to grout.
0930 Pressure grouting completed
0945 steam decon completed.
1000 Set up on RW02 = HPT02. 80'
Previously hand augered to 4' to clear utilities.
1005 Begin HPT02.
1050 Arrive at 80'.
1055 Pulling HPT rods.
1120 Rods pulled.
1130 Pushing to pressure grout.
1230 Pressure grouting completed.
1245 Preparing to clean up and demob.
1315 EDS leaving site.
1330 SM leaving site. Dig permit left at LC34.

SM

1 of 1

HOT SPOTS 5 AND 6 - DPT SAMPLING

FIELD FORMS

Tetra Tech NUS, Inc.

DPT GROUNDWATER SAMPLE LOG SHEET

Project Site Name: KSC-LC34
Project No.: 112G03244
Date: 01/21/15

Sample ID: LC34-DPT0402
Location: AA
Sampled By: R. Keyser, P.G.

DPT SAMPLING DATA

LOCATION ID	LOCATION	DATE	TIME	DEPTH	COLOR	ODOR	COMMENTS
LC34-DPT0402	AA	01/21/15	1005	8'	Gray	None	
LC34-DPT0402	AA	01/21/15	1020	13'	Gray	None	
LC34-DPT0402	AA	01/21/15	1030	18'	Gray	None	
LC34-DPT0402	AA	01/21/15	1045	25'	Gray	None	
LC34-DPT0402	AA	01/21/15	1100	32'	Gray	None	
LC34-DPT0402	AA	01/21/15	1120	38'	Gray	None	

SAMPLE COLLECTION INFORMATION

Analysis	Preservative	Container Requirements	Collected
VOCs (8260B)	None	Two 40 mL vials collected for analayis by ALF	X

OBSERVATIONS / NOTES

Hand Auger five feet to clear utilities
Borehole grouted through boring rods
Rig, Rods, and associated tooling decon'd with pressurized steam

Circle if Applicable:

MS/MSD	Duplicate ID No.:

Tetra Tech NUS, Inc.

DPT GROUNDWATER SAMPLE LOG SHEET

Project Site Name: KSC-LC34
Project No.: 112G03244
Date: 01/21/15

Sample ID: LC34-DPT0403
Location: BB
Sampled By: R. Keyser, P.G.

DPT SAMPLING DATA

LOCATION ID	LOCATION	DATE	TIME	DEPTH	COLOR	ODOR	COMMENTS
LC34-DPT0403	BB	01/21/15	1150	8'	Gray	None	
LC34-DPT0403	BB	01/21/15	1210	13'	Gray	None	
LC34-DPT0403	BB	01/21/15	1220	18'	Gray	None	
LC34-DPT0403	BB	01/21/15	1235	25'	Gray	None	
LC34-DPT0403	BB	01/21/15	1250	32'	Gray	None	
LC34-DPT0403	BB	01/21/15	1310	38'	Gray	None	

SAMPLE COLLECTION INFORMATION

Analysis	Preservative	Container Requirements	Collected
VOCs (8260B)	None	Two 40 mL vials collected for analayis by ALF	X

OBSERVATIONS / NOTES

Hand Auger five feet to clear utilities

Borehole grouted through boring rods

Rig, Rods, and associated tooling decon'd with pressurized steam

Circle if Applicable:

MS/MSD	Duplicate ID No.:

Tetra Tech NUS, Inc.

DPT GROUNDWATER SAMPLE LOG SHEET

Project Site Name: KSC-LC34
Project No.: 112G03244
Date: 01/21/15

Sample ID: LC34-DPT0404
Location: CC
Sampled By: R. Keyser, P.G.

DPT SAMPLING DATA

LOCATION ID	LOCATION	DATE	TIME	DEPTH	COLOR	ODOR	COMMENTS
LC34-DPT0404	CC	01/21/15	1440	8'	Gray	None	
LC34-DPT0404	CC	01/21/15	1450	13'	Gray	None	
LC34-DPT0404	CC	01/21/15	1505	18'	Gray	None	
LC34-DPT0404	CC	01/21/15	1520	25'	Gray	None	
LC34-DPT0404	CC	01/21/15	1540	32'	Gray	None	
LC34-DPT0404	CC	01/21/15	1555	38'	Gray	None	

SAMPLE COLLECTION INFORMATION

Analysis	Preservative	Container Requirements	Collected
VOCs (8260B)	None	Two 40 mL vials collected for analayis by ALF	X

OBSERVATIONS / NOTES

Hand Auger five feet to clear utilities

Borehole grouted through boring rods

Rig, Rods, and associated tooling decon'd with pressurized steam

Circle if Applicable:

MS/MSD	Duplicate ID No.:

Tetra Tech NUS, Inc.

DPT GROUNDWATER SAMPLE LOG SHEET

Project Site Name: KSC-LC34
Project No.: 112G03244
Date: 01/21/15

Sample ID: LC34-DPT0405
Location: DD
Sampled By: R. Keyser, P.G.

DPT SAMPLING DATA

LOCATION ID	LOCATION	DATE	TIME	DEPTH	COLOR	ODOR	COMMENTS
LC34-DPT0405	DD	01/21/15	1620	8'	Gray	None	
LC34-DPT0405	DD	01/21/15	1635	13'	Gray	None	
LC34-DPT0405	DD	01/21/15	1650	18'	Gray	None	
LC34-DPT0405	DD	01/21/15	1705	25'	Gray	None	
LC34-DPT0405	DD	01/21/15	1720	32'	Gray	None	
LC34-DPT0405	DD	01/21/15	1735	38'	Gray	None	

SAMPLE COLLECTION INFORMATION

Analysis	Preservative	Container Requirements	Collected
VOCs (8260B)	None	Two 40 mL vials collected for analayis by ALF	X

OBSERVATIONS / NOTES

Hand Auger five feet to clear utilities

Borehole grouted through boring rods

Rig, Rods, and associated tooling decon'd with pressurized steam

Circle if Applicable:

MS/MSD	Duplicate ID No.:

Tetra Tech NUS, Inc.

DPT GROUNDWATER SAMPLE LOG SHEET

Project Site Name: KSC-LC34
Project No.: 112G03244
Date: 01/22/15

Sample ID: LC34-DPT0406
Location: EE
Sampled By: R. Keyser, P.G.

DPT SAMPLING DATA

LOCATION ID	LOCATION	DATE	TIME	DEPTH	COLOR	ODOR	COMMENTS
LC34-DPT0406	EE	01/22/15	0835	8'	Gray	None	
LC34-DPT0406	EE	01/22/15	0845	13'	Gray	None	
LC34-DPT0406	EE	01/22/15	0900	18'	Gray	None	
LC34-DPT0406	EE	01/22/15	0915	25'	Gray	None	
LC34-DPT0406	EE	01/22/15	0930	32'	Gray	None	
LC34-DPT0406	EE	01/22/15	0950	38'	Gray	None	

SAMPLE COLLECTION INFORMATION

Analysis	Preservative	Container Requirements	Collected
VOCs (8260B)	None	Two 40 mL vials collected for analayis by ALF	X

OBSERVATIONS / NOTES

Hand Auger five feet to clear utilities

Borehole grouted through boring rods

Rig, Rods, and associated tooling decon'd with pressurized steam

Circle if Applicable:

MS/MSD	Duplicate ID No.:

Tetra Tech NUS, Inc.

DPT GROUNDWATER SAMPLE LOG SHEET

Project Site Name: KSC-LC34
Project No.: 112G03244
Date: 01/22/15

Sample ID: LC34-DPT0407
Location: FF
Sampled By: R. Keyser, P.G.

DPT SAMPLING DATA

LOCATION ID	LOCATION	DATE	TIME	DEPTH	COLOR	ODOR	COMMENTS
LC34-DPT0407	FF	01/22/15	1025	8'	Gray	None	
LC34-DPT0407	FF	01/22/15	1035	13'	Gray	None	
LC34-DPT0407	FF	01/22/15	1050	18'	Gray	None	
LC34-DPT0407	FF	01/22/15	1105	25'	Gray	None	
LC34-DPT0407	FF	01/22/15	1120	32'	Gray	None	
LC34-DPT0407	FF	01/22/15	1140	38'	Gray	None	

SAMPLE COLLECTION INFORMATION

Analysis	Preservative	Container Requirements	Collected
VOCs (8260B)	None	Two 40 mL vials collected for analayis by ALF	X

OBSERVATIONS / NOTES

Hand Auger five feet to clear utilities

Borehole grouted through boring rods

Rig, Rods, and associated tooling decon'd with pressurized steam

Circle if Applicable:

MS/MSD	Duplicate ID No.:

Tetra Tech NUS, Inc.

DPT GROUNDWATER SAMPLE LOG SHEET

Project Site Name: KSC-LC34
Project No.: 112G03244
Date: 01/22/15

Sample ID: LC34-DPT0408
Location: GG
Sampled By: R. Keyser, P.G.

DPT SAMPLING DATA

LOCATION ID	LOCATION	DATE	TIME	DEPTH	COLOR	ODOR	COMMENTS
LC34-DPT0408	GG	01/22/15	1320	8'	Gray	None	
LC34-DPT0408	GG	01/22/15	1330	13'	Gray	None	
LC34-DPT0408	GG	01/22/15	1345	18'	Gray	None	
LC34-DPT0408	GG	01/22/15	1400	25'	Gray	None	
LC34-DPT0408	GG	01/22/15	1415	32'	Gray	None	
LC34-DPT0408	GG	01/22/15	1430	38'	Gray	None	

SAMPLE COLLECTION INFORMATION

Analysis	Preservative	Container Requirements	Collected
VOCs (8260B)	None	Two 40 mL vials collected for analayis by ALF	X

OBSERVATIONS / NOTES

Hand Auger five feet to clear utilities

Borehole grouted through boring rods

Rig, Rods, and associated tooling decon'd with pressurized steam

Circle if Applicable:

MS/MSD	Duplicate ID No.:

Tetra Tech NUS, Inc.

DPT GROUNDWATER SAMPLE LOG SHEET

Project Site Name: KSC-LC34
Project No.: 112G03244
Date: 01/22/15

Sample ID: LC34-DPT0409
Location: HH
Sampled By: R. Keyser, P.G.

DPT SAMPLING DATA

LOCATION ID	LOCATION	DATE	TIME	DEPTH	COLOR	ODOR	COMMENTS
LC34-DPT0409	HH	01/22/15	1500	8'	Gray	None	
LC34-DPT0409	HH	01/22/15	1515	13'	Gray	None	
LC34-DPT0409	HH	01/22/15	1530	18'	Gray	None	
LC34-DPT0409	HH	01/22/15	1545	25'	Gray	None	
LC34-DPT0409	HH	01/22/15	1600	32'	Gray	None	
LC34-DPT0409	HH	01/22/15	1615	38'	Gray	None	

SAMPLE COLLECTION INFORMATION

Analysis	Preservative	Container Requirements	Collected
VOCs (8260B)	None	Two 40 mL vials collected for analayis by ALF	X

OBSERVATIONS / NOTES

Hand Auger five feet to clear utilities

Borehole grouted through boring rods

Rig, Rods, and associated tooling decon'd with pressurized steam

Circle if Applicable:

MS/MSD	Duplicate ID No.:

Tetra Tech NUS, Inc.

DPT GROUNDWATER SAMPLE LOG SHEET

Project Site Name: KSC-LC34
Project No.: 112G03244
Date: 01/22/15

Sample ID: LC34-DPT0410
Location: II
Sampled By: R. Keyser, P.G.

DPT SAMPLING DATA

LOCATION ID	LOCATION	DATE	TIME	DEPTH	COLOR	ODOR	COMMENTS
LC34-DPT0410	II	01/22/15	1705	8'	Gray	None	
LC34-DPT0410	II	01/22/15	1715	13'	Gray	None	
LC34-DPT0410	II	01/22/15	1725	18'	Gray	None	
LC34-DPT0410	II	01/22/15	1735	25'	Gray	None	
LC34-DPT0410	II	01/22/15	1750	32'	Gray	None	
LC34-DPT0410	II	01/22/15	1805	38'	Gray	None	

SAMPLE COLLECTION INFORMATION

Analysis	Preservative	Container Requirements	Collected
VOCs (8260B)	None	Two 40 mL vials collected for analayis by ALF	X

OBSERVATIONS / NOTES

Hand Auger five feet to clear utilities

Borehole grouted through boring rods

Rig, Rods, and associated tooling decon'd with pressurized steam

Circle if Applicable:

MS/MSD	Duplicate ID No.:

Tetra Tech NUS, Inc.

DPT GROUNDWATER SAMPLE LOG SHEET

Project Site Name: KSC-LC34
Project No.: 112G03244
Date: 01/23/15

Sample ID: LC34-DPT0411
Location: JJ
Sampled By: R. Keyser, P.G.

DPT SAMPLING DATA

LOCATION ID	LOCATION	DATE	TIME	DEPTH	COLOR	ODOR	COMMENTS
LC34-DPT0411	JJ	01/23/15	0810	8'	Gray	None	
LC34-DPT0411	JJ	01/23/15	0825	13'	Gray	None	
LC34-DPT0411	JJ	01/23/15	0835	18'	Gray	None	
LC34-DPT0411	JJ	01/23/15	0850	25'	Gray	None	
LC34-DPT0411	JJ	01/23/15	0905	32'	Gray	None	
LC34-DPT0411	JJ	01/23/15	0920	38'	Gray	None	

SAMPLE COLLECTION INFORMATION

Analysis	Preservative	Container Requirements	Collected
VOCs (8260B)	None	Two 40 mL vials collected for analayis by ALF	X

OBSERVATIONS / NOTES

Hand Auger five feet to clear utilities

Borehole grouted through boring rods

Rig, Rods, and associated tooling decon'd with pressurized steam

Circle if Applicable:

MS/MSD	Duplicate ID No.:

Tetra Tech NUS, Inc.

DPT GROUNDWATER SAMPLE LOG SHEET

Project Site Name: KSC-LC34
Project No.: 112G03244
Date: 01/23/15

Sample ID: LC34-DPT0412
Location: HS5-01
Sampled By: R. Keyser, P.G.

DPT SAMPLING DATA

LOCATION ID	LOCATION	DATE	TIME	DEPTH	COLOR	ODOR	COMMENTS
LC34-DPT0412	HS5-01	01/23/15	1055	8'	Gray	None	
LC34-DPT0412	HS5-01	01/23/15	1105	13'	Gray	None	
LC34-DPT0412	HS5-01	01/23/15	1115	18'	Gray	None	
LC34-DPT0412	HS5-01	01/23/15	1125	25'	Gray	None	
LC34-DPT0412	HS5-01	01/23/15	1140	32'	Gray	None	
LC34-DPT0412	HS5-01	01/23/15	1155	38'	Gray	None	

SAMPLE COLLECTION INFORMATION

Analysis	Preservative	Container Requirements	Collected
VOCs (8260B)	None	Two 40 mL vials collected for analayis by ALF	X

OBSERVATIONS / NOTES

Hand Auger five feet to clear utilities

Borehole grouted through boring rods

Rig, Rods, and associated tooling decon'd with pressurized steam

Circle if Applicable:

MS/MSD	Duplicate ID No.:

Tetra Tech NUS, Inc.

DPT GROUNDWATER SAMPLE LOG SHEET

Project Site Name: KSC-LC34
Project No.: 112G03244
Date: 01/23/15

Sample ID: LC34-DPT0413
Location: HS5-16
Sampled By: R. Keyser, P.G.

DPT SAMPLING DATA

LOCATION ID	LOCATION	DATE	TIME	DEPTH	COLOR	ODOR	COMMENTS
LC34-DPT0413	HS5-16	01/23/15	1215	8'	Gray	None	
LC34-DPT0413	HS5-16	01/23/15	1245	13'	Gray	None	
LC34-DPT0413	HS5-16	01/23/15	1255	18'	Gray	None	
LC34-DPT0413	HS5-16	01/23/15	1310	25'	Gray	None	
LC34-DPT0413	HS5-16	01/23/15	1325	32'	Gray	None	
LC34-DPT0413	HS5-16	01/23/15	1345	38'	Gray	None	

SAMPLE COLLECTION INFORMATION

Analysis	Preservative	Container Requirements	Collected
VOCs (8260B)	None	Two 40 mL vials collected for analayis by ALF	X

OBSERVATIONS / NOTES

Hand Auger five feet to clear utilities

Borehole grouted through boring rods

Rig, Rods, and associated tooling decon'd with pressurized steam

Circle if Applicable:

MS/MSD	Duplicate ID No.:

Tetra Tech NUS, Inc.

DPT GROUNDWATER SAMPLE LOG SHEET

Project Site Name: KSC-LC34
Project No.: 112G03244
Date: 01/23/15

Sample ID: LC34-DPT0414
Location: HS5-02
Sampled By: R. Keyser, P.G.

DPT SAMPLING DATA

LOCATION ID	LOCATION	DATE	TIME	DEPTH	COLOR	ODOR	COMMENTS
LC34-DPT0414	HS5-02	01/23/15	1435	8'	Gray	None	
LC34-DPT0414	HS5-02	01/23/15	1445	13'	Gray	None	
LC34-DPT0414	HS5-02	01/23/15	1455	18'	Gray	None	
LC34-DPT0414	HS5-02	01/23/15	1510	25'	Gray	None	
LC34-DPT0414	HS5-02	01/23/15	1525	32'	Gray	None	
LC34-DPT0414	HS5-02	01/23/15	1540	38'	Gray	None	

SAMPLE COLLECTION INFORMATION

Analysis	Preservative	Container Requirements	Collected
VOCs (8260B)	None	Two 40 mL vials collected for analayis by ALF	X

OBSERVATIONS / NOTES

Hand Auger five feet to clear utilities

Borehole grouted through boring rods

Rig, Rods, and associated tooling decon'd with pressurized steam

Circle if Applicable:

MS/MSD	Duplicate ID No.:

Tetra Tech NUS, Inc.

DPT GROUNDWATER SAMPLE LOG SHEET

Project Site Name: KSC-LC34
Project No.: 112G03244
Date: 01/26/15

Sample ID: LC34-DPT0415
Location: HS5-17
Sampled By: R. Keyser, P.G.

DPT SAMPLING DATA

LOCATION ID	LOCATION	DATE	TIME	DEPTH	COLOR	ODOR	COMMENTS
LC34-DPT0415	HS5-17	01/26/15	0905	8'	Gray	None	
LC34-DPT0415	HS5-17	01/26/15	0915	13'	Gray	None	
LC34-DPT0415	HS5-17	01/26/15	0930	18'	Gray	None	
LC34-DPT0415	HS5-17	01/26/15	0945	25'	Gray	None	
LC34-DPT0415	HS5-17	01/26/15	1000	32'	Gray	None	
LC34-DPT0415	HS5-17	01/26/15	1020	38'	Gray	None	

SAMPLE COLLECTION INFORMATION

Analysis	Preservative	Container Requirements	Collected
VOCs (8260B)	None	Two 40 mL vials collected for analayis by ALF	X

OBSERVATIONS / NOTES

Hand Auger five feet to clear utilities

Borehole grouted through boring rods

Rig, Rods, and associated tooling decon'd with pressurized steam

Circle if Applicable:

MS/MSD	Duplicate ID No.:

Tetra Tech NUS, Inc.

DPT GROUNDWATER SAMPLE LOG SHEET

Project Site Name: KSC-LC34
Project No.: 112G03244
Date: 01/26/15

Sample ID: LC34-DPT0416
Location: HS5-03
Sampled By: R. Keyser, P.G.

DPT SAMPLING DATA

LOCATION ID	LOCATION	DATE	TIME	DEPTH	COLOR	ODOR	COMMENTS
LC34-DPT0416	HS5-03	01/26/15	1125	8'	Gray	None	
LC34-DPT0416	HS5-03	01/26/15	1135	13'	Gray	None	
LC34-DPT0416	HS5-03	01/26/15	1150	18'	Gray	None	
LC34-DPT0416	HS5-03	01/26/15	1205	25'	Gray	None	
LC34-DPT0416	HS5-03	01/26/15	1220	32'	Gray	None	
LC34-DPT0416	HS5-03	01/26/15	1235	38'	Gray	None	

SAMPLE COLLECTION INFORMATION

Analysis	Preservative	Container Requirements	Collected
VOCs (8260B)	None	Two 40 mL vials collected for analayis by ALF	X

OBSERVATIONS / NOTES

Hand Auger five feet to clear utilities

Borehole grouted through boring rods

Rig, Rods, and associated tooling decon'd with pressurized steam

Circle if Applicable:

MS/MSD	Duplicate ID No.:

Tetra Tech NUS, Inc.

DPT GROUNDWATER SAMPLE LOG SHEET

Project Site Name: KSC-LC34
Project No.: 112G03244
Date: 01/26/15

Sample ID: LC34-DPT0417
Location: HS5-18
Sampled By: R. Keyser, P.G.

DPT SAMPLING DATA

LOCATION ID	LOCATION	DATE	TIME	DEPTH	COLOR	ODOR	COMMENTS
LC34-DPT0417	HS5-18	01/26/15	1315	8'	Gray	None	
LC34-DPT0417	HS5-18	01/26/15	1355	13'	Gray	None	
LC34-DPT0417	HS5-18	01/26/15	1410	18'	Gray	None	
LC34-DPT0417	HS5-18	01/26/15	1425	25'	Gray	None	
LC34-DPT0417	HS5-18	01/26/15	1440	32'	Gray	None	
LC34-DPT0417	HS5-18	01/26/15	1455	38'	Gray	None	

SAMPLE COLLECTION INFORMATION

Analysis	Preservative	Container Requirements	Collected
VOCs (8260B)	None	Two 40 mL vials collected for analayis by ALF	X

OBSERVATIONS / NOTES

Hand Auger five feet to clear utilities

Borehole grouted through boring rods

Rig, Rods, and associated tooling decon'd with pressurized steam

Circle if Applicable:

MS/MSD	Duplicate ID No.:

Tetra Tech NUS, Inc.

DPT GROUNDWATER SAMPLE LOG SHEET

Project Site Name: KSC-LC34
Project No.: 112G06039
Date: 6/25/2014 & 1/26/15

Sample ID: LC34-DPT0367
Location: 41
Sampled By: C. Sorden / R. Keyser, P.G.

DPT SAMPLING DATA

LOCATION ID	LOCATION	DATE	TIME	DEPTH	COLOR	ODOR	COMMENTS
LC34-DPT0367	41	01/26/15	1555	8'	Gray	None	
LC34-DPT0367	41	06/25/14	1510	13'	Gray	None	
LC34-DPT0367	41	06/25/14	1520	18'	Gray	None	
LC34-DPT0367	41	06/25/14	1530	25'	Gray	None	
LC34-DPT0367	41	06/25/14	1545	32'	Gray	None	
LC34-DPT0367	41	06/25/14	1600	38'	Gray	None	

SAMPLE COLLECTION INFORMATION

Analysis	Preservative	Container Requirements	Collected
VOCs (8260B)	None	Two 40 mL vials collected for analayis by ALF	X

OBSERVATIONS / NOTES

Hand Auger five feet to clear utilities

Borehole grouted through boring rods

Rig, Rods, and associated tooling decon'd with pressurized steam

Circle if Applicable:

MS/MSD	Duplicate ID No.:

Tetra Tech NUS, Inc.

DPT GROUNDWATER SAMPLE LOG SHEET

Project Site Name: KSC-LC34
Project No.: 112G06039
Date: 6/25/2014 & 1/26/15

Sample ID: LC34-DPT0366
Location: 42
Sampled By: C. Sorden / R. Keyser, P.G.

DPT SAMPLING DATA

LOCATION ID	LOCATION	DATE	TIME	DEPTH	COLOR	ODOR	COMMENTS
LC34-DPT0366	42	01/26/15	1615	8'	Gray	None	
LC34-DPT0366	42	06/25/14	1510	13'	Gray	None	
LC34-DPT0366	42	06/25/14	1520	18'	Gray	None	
LC34-DPT0366	42	06/25/14	1530	25'	Gray	None	
LC34-DPT0366	42	06/25/14	1545	32'	Gray	None	
LC34-DPT0366	42	06/25/14	1600	38'	Gray	None	

SAMPLE COLLECTION INFORMATION

Analysis	Preservative	Container Requirements	Collected
VOCs (8260B)	None	Two 40 mL vials collected for analayis by ALF	X

OBSERVATIONS / NOTES

Hand Auger five feet to clear utilities

Borehole grouted through boring rods

Rig, Rods, and associated tooling decon'd with pressurized steam

Circle if Applicable:

MS/MSD	Duplicate ID No.:

Tetra Tech NUS, Inc.

DPT GROUNDWATER SAMPLE LOG SHEET

Project Site Name: KSC-LC34
Project No.: 112G06039
Date: 6/25/2014 & 1/26/15

Sample ID: LC34-DPT0370
Location: 43
Sampled By: C. Sorden / R. Keyser, P.G.

DPT SAMPLING DATA

LOCATION ID	LOCATION	DATE	TIME	DEPTH	COLOR	ODOR	COMMENTS
LC34-DPT0370	43	01/26/15	1635	8'	Gray	None	
LC34-DPT0370	43	06/25/14	1510	13'	Gray	None	
LC34-DPT0370	43	06/25/14	1520	18'	Gray	None	
LC34-DPT0370	43	06/25/14	1530	25'	Gray	None	
LC34-DPT0370	43	06/25/14	1545	32'	Gray	None	
LC34-DPT0370	43	06/25/14	1600	38'	Gray	None	

SAMPLE COLLECTION INFORMATION

Analysis	Preservative	Container Requirements	Collected
VOCs (8260B)	None	Two 40 mL vials collected for analayis by ALF	X

OBSERVATIONS / NOTES

Hand Auger five feet to clear utilities

Borehole grouted through boring rods

Rig, Rods, and associated tooling decon'd with pressurized steam

Circle if Applicable:

MS/MSD	Duplicate ID No.:

Tetra Tech NUS, Inc.

DPT GROUNDWATER SAMPLE LOG SHEET

Project Site Name: KSC-LC34
Project No.: 112G06039
Date: 6/25/2014 & 1/26/15

Sample ID: LC34-DPT0371
Location: 44
Sampled By: C. Sorden / R. Keyser, P.G.

DPT SAMPLING DATA

LOCATION ID	LOCATION	DATE	TIME	DEPTH	COLOR	ODOR	COMMENTS
LC34-DPT0371	44	01/26/15	1650	8'	Gray	None	
LC34-DPT0371	44	06/25/14	1510	13'	Gray	None	
LC34-DPT0371	44	06/25/14	1520	18'	Gray	None	
LC34-DPT0371	44	06/25/14	1530	25'	Gray	None	
LC34-DPT0371	44	06/25/14	1545	32'	Gray	None	
LC34-DPT0371	44	06/25/14	1600	38'	Gray	None	

SAMPLE COLLECTION INFORMATION

Analysis	Preservative	Container Requirements	Collected
VOCs (8260B)	None	Two 40 mL vials collected for analayis by ALF	X

OBSERVATIONS / NOTES

Hand Auger five feet to clear utilities
Borehole grouted through boring rods
Rig, Rods, and associated tooling decon'd with pressurized steam

Circle if Applicable:

MS/MSD	Duplicate ID No.:

Tetra Tech NUS, Inc.

DPT GROUNDWATER SAMPLE LOG SHEET

Project Site Name: KSC-LC34
Project No.: 112G06039
Date: 6/25/2014 & 1/26/15

Sample ID: LC34-DPT0372
Location: 47
Sampled By: C. Sorden / R. Keyser, P.G.

DPT SAMPLING DATA

LOCATION ID	LOCATION	DATE	TIME	DEPTH	COLOR	ODOR	COMMENTS
LC34-DPT0372	47	01/26/15	1705	8'	Gray	None	
LC34-DPT0372	47	06/25/14	1510	13'	Gray	None	
LC34-DPT0372	47	06/25/14	1520	18'	Gray	None	
LC34-DPT0372	47	06/25/14	1530	25'	Gray	None	
LC34-DPT0372	47	06/25/14	1545	32'	Gray	None	
LC34-DPT0372	47	06/25/14	1600	38'	Gray	None	

SAMPLE COLLECTION INFORMATION

Analysis	Preservative	Container Requirements	Collected
VOCs (8260B)	None	Two 40 mL vials collected for analayis by ALF	X

OBSERVATIONS / NOTES

Hand Auger five feet to clear utilities
Borehole grouted through boring rods
Rig, Rods, and associated tooling decon'd with pressurized steam

Circle if Applicable:

MS/MSD	Duplicate ID No.:

Tetra Tech NUS, Inc.

DPT GROUNDWATER SAMPLE LOG SHEET

Project Site Name: KSC-LC34
Project No.: 112G06039
Date: 6/25/2014 & 1/26/15

Sample ID: LC34-DPT0369
Location: 46
Sampled By: C. Sorden / R. Keyser, P.G.

DPT SAMPLING DATA

LOCATION ID	LOCATION	DATE	TIME	DEPTH	COLOR	ODOR	COMMENTS
LC34-DPT0369	46	01/26/15	1720	8'	Gray	None	
LC34-DPT0369	46	06/25/14	1510	13'	Gray	None	
LC34-DPT0369	46	06/25/14	1520	18'	Gray	None	
LC34-DPT0369	46	06/25/14	1530	25'	Gray	None	
LC34-DPT0369	46	06/25/14	1545	32'	Gray	None	
LC34-DPT0369	46	06/25/14	1600	38'	Gray	None	

SAMPLE COLLECTION INFORMATION

Analysis	Preservative	Container Requirements	Collected
VOCs (8260B)	None	Two 40 mL vials collected for analayis by ALF	X

OBSERVATIONS / NOTES

Hand Auger five feet to clear utilities

Borehole grouted through boring rods

Rig, Rods, and associated tooling decon'd with pressurized steam

Circle if Applicable:

MS/MSD	Duplicate ID No.:

Tetra Tech NUS, Inc.

DPT GROUNDWATER SAMPLE LOG SHEET

Project Site Name: KSC-LC34
Project No.: 112G06039
Date: 6/25/2014 & 1/26/15

Sample ID: LC34-DPT0368
Location: 45
Sampled By: C. Sorden / R. Keyser, P.G.

DPT SAMPLING DATA

LOCATION ID	LOCATION	DATE	TIME	DEPTH	COLOR	ODOR	COMMENTS
LC34-DPT0368	45	01/26/15	1740	8'	Gray	None	
LC34-DPT0368	45	06/25/14	1510	13'	Gray	None	
LC34-DPT0368	45	06/25/14	1520	18'	Gray	None	
LC34-DPT0368	45	06/25/14	1530	25'	Gray	None	
LC34-DPT0368	45	06/25/14	1545	32'	Gray	None	
LC34-DPT0368	45	06/25/14	1600	38'	Gray	None	

SAMPLE COLLECTION INFORMATION

Analysis	Preservative	Container Requirements	Collected
VOCs (8260B)	None	Two 40 mL vials collected for analayis by ALF	X

OBSERVATIONS / NOTES

Hand Auger five feet to clear utilities
Borehole grouted through boring rods
Rig, Rods, and associated tooling decon'd with pressurized steam

Circle if Applicable:

MS/MSD	Duplicate ID No.:

Tetra Tech NUS, Inc.

DPT GROUNDWATER SAMPLE LOG SHEET

Project Site Name: KSC-LC34
Project No.: 112G06039
Date: 01/27/15

Sample ID: LC34-DPT0418
Location: 45A
Sampled By: R. Keyser, P.G.

DPT SAMPLING DATA

LOCATION ID	LOCATION	DATE	TIME	DEPTH	COLOR	ODOR	COMMENTS
LC34-DPT0418	45A	01/27/15	0840	8'	Gray	None	
LC34-DPT0418	45A	01/27/15	0850	13'	Gray	None	
LC34-DPT0418	45A	01/27/15	0900	18'	Gray	None	
LC34-DPT0418	45A	01/27/15	0915	25'	Gray	None	
LC34-DPT0418	45A	01/27/15	0940	32'	Gray	None	
LC34-DPT0418	45A	01/27/15	0955	38'	Gray	None	

SAMPLE COLLECTION INFORMATION

Analysis	Preservative	Container Requirements	Collected
VOCs (8260B)	None	Two 40 mL vials collected for analayis by ALF	X

OBSERVATIONS / NOTES

Hand Auger five feet to clear utilities
Borehole grouted through boring rods
Rig, Rods, and associated tooling decon'd with pressurized steam

Circle if Applicable:

MS/MSD	Duplicate ID No.:

Tetra Tech NUS, Inc.

DPT GROUNDWATER SAMPLE LOG SHEET

Project Site Name: KSC-LC34
Project No.: 112G06039
Date: 01/27/15

Sample ID: LC34-DPT0419
Location: 46A
Sampled By: R. Keyser, P.G.

DPT SAMPLING DATA

LOCATION ID	LOCATION	DATE	TIME	DEPTH	COLOR	ODOR	COMMENTS
LC34-DPT0419	46A	01/27/15	1025	8'	Gray	None	
LC34-DPT0419	46A	01/27/15	1035	13'	Gray	None	
LC34-DPT0419	46A	01/27/15	1045	18'	Gray	None	
LC34-DPT0419	46A	01/27/15	1055	25'	Gray	None	
LC34-DPT0419	46A	01/27/15	1115	32'	Gray	None	
LC34-DPT0419	46A	01/27/15	1130	38'	Gray	None	

SAMPLE COLLECTION INFORMATION

Analysis	Preservative	Container Requirements	Collected
VOCs (8260B)	None	Two 40 mL vials collected for analayis by ALF	X

OBSERVATIONS / NOTES

Hand Auger five feet to clear utilities
Borehole grouted through boring rods
Rig, Rods, and associated tooling decon'd with pressurized steam

Circle if Applicable:

MS/MSD	Duplicate ID No.:

Tetra Tech NUS, Inc.

DPT GROUNDWATER SAMPLE LOG SHEET

Project Site Name: KSC-LC34
Project No.: 112G06039
Date: 01/27/15

Sample ID: LC34-DPT0420
Location: 47A
Sampled By: R. Keyser, P.G.

DPT SAMPLING DATA

LOCATION ID	LOCATION	DATE	TIME	DEPTH	COLOR	ODOR	COMMENTS
LC34-DPT0420	47A	01/27/15	1325	8'	Gray	None	
LC34-DPT0420	47A	01/27/15	1335	13'	Gray	None	
LC34-DPT0420	47A	01/27/15	1345	18'	Gray	None	
LC34-DPT0420	47A	01/27/15	1400	25'	Gray	None	
LC34-DPT0420	47A	01/27/15	1415	32'	Gray	None	
LC34-DPT0420	47A	01/27/15	1435	38'	Gray	None	

SAMPLE COLLECTION INFORMATION

Analysis	Preservative	Container Requirements	Collected
VOCs (8260B)	None	Two 40 mL vials collected for analayis by ALF	X

OBSERVATIONS / NOTES

Hand Auger five feet to clear utilities
Borehole grouted through boring rods
Rig, Rods, and associated tooling decon'd with pressurized steam

Circle if Applicable:

MS/MSD	Duplicate ID No.:

Tetra Tech NUS, Inc.

DPT GROUNDWATER SAMPLE LOG SHEET

Project Site Name: KSC-LC34
Project No.: 112G06039
Date: 01/27/15

Sample ID: LC34-DPT0421
Location: -
Sampled By: R. Keyser, P.G.

DPT SAMPLING DATA

LOCATION ID	LOCATION	DATE	TIME	DEPTH	COLOR	ODOR	COMMENTS
LC34-DPT0421	-	01/27/15	1515	8'	Gray	None	
LC34-DPT0421	-	01/27/15	1525	13'	Gray	None	
LC34-DPT0421	-	01/27/15	1535	18'	Gray	None	
LC34-DPT0421	-	01/27/15	1550	25'	Gray	None	
LC34-DPT0421	-	01/27/15	1605	32'	Gray	None	
LC34-DPT0421	-	01/27/15	1625	38'	Gray	None	

SAMPLE COLLECTION INFORMATION

Analysis	Preservative	Container Requirements	Collected
VOCs (8260B)	None	Two 40 mL vials collected for analayis by ALF	X

OBSERVATIONS / NOTES

Hand Auger five feet to clear utilities
Borehole grouted through boring rods
Rig, Rods, and associated tooling decon'd with pressurized steam

Circle if Applicable:

MS/MSD	Duplicate ID No.:

Tetra Tech NUS, Inc.

DPT GROUNDWATER SAMPLE LOG SHEET

Project Site Name: KSC-LC34
Project No.: 112G06039
Date: 02/04/15

Sample ID: LC34-DPT0422
Location: HS5-19
Sampled By: R. Keyser, P.G.

DPT SAMPLING DATA

LOCATION ID	LOCATION	DATE	TIME	DEPTH	COLOR	ODOR	COMMENTS
LC34-DPT0422	HS5-19	02/04/15	0825	8'	Gray	None	
LC34-DPT0422	HS5-19	02/04/15	0835	13'	Gray	None	
LC34-DPT0422	HS5-19	02/04/15	0845	18'	Gray	None	
LC34-DPT0422	HS5-19	02/04/15	0900	25'	Gray	None	
LC34-DPT0422	HS5-19	02/04/15	0915	32'	Gray	None	
LC34-DPT0422	HS5-19	02/04/15	0935	38'	Gray	None	

SAMPLE COLLECTION INFORMATION

Analysis	Preservative	Container Requirements	Collected
VOCs (8260B)	None	Two 40 mL vials collected for analayis by ALF	X

OBSERVATIONS / NOTES

Hand Auger five feet to clear utilities

Borehole grouted through boring rods

Rig, Rods, and associated tooling decon'd with pressurized steam

Circle if Applicable:

MS/MSD	Duplicate ID No.:

Tetra Tech NUS, Inc.

DPT GROUNDWATER SAMPLE LOG SHEET

Project Site Name: KSC-LC34
Project No.: 112G06039
Date: 02/04/15

Sample ID: LC34-DPT0423
Location: HS5-13
Sampled By: R. Keyser, P.G.

DPT SAMPLING DATA

LOCATION ID	LOCATION	DATE	TIME	DEPTH	COLOR	ODOR	COMMENTS
LC34-DPT0423	HS5-13	02/04/15	1000	8'	Gray	None	
LC34-DPT0423	HS5-13	02/04/15	1010	13'	Gray	None	
LC34-DPT0423	HS5-13	02/04/15	1020	18'	Gray	None	
LC34-DPT0423	HS5-13	02/04/15	1040	25'	Gray	None	
LC34-DPT0423	HS5-13	02/04/15	1055	32'	Gray	None	
LC34-DPT0423	HS5-13	02/04/15	1110	38'	Gray	None	

SAMPLE COLLECTION INFORMATION

Analysis	Preservative	Container Requirements	Collected
VOCs (8260B)	None	Two 40 mL vials collected for analayis by ALF	X

OBSERVATIONS / NOTES

Hand Auger five feet to clear utilities

Borehole grouted through boring rods

Rig, Rods, and associated tooling decon'd with pressurized steam

Circle if Applicable:

MS/MSD	Duplicate ID No.:

Tetra Tech NUS, Inc.

DPT GROUNDWATER SAMPLE LOG SHEET

Project Site Name: KSC-LC34
Project No.: 112G06039
Date: 02/04/15

Sample ID: LC34-DPT0424
Location: HS5-08
Sampled By: R. Keyser, P.G.

DPT SAMPLING DATA

LOCATION ID	LOCATION	DATE	TIME	DEPTH	COLOR	ODOR	COMMENTS
LC34-DPT0424	HS5-08	02/04/15	1235	8'	Gray	None	
LC34-DPT0424	HS5-08	02/04/15	1245	13'	Gray	None	
LC34-DPT0424	HS5-08	02/04/15	1255	18'	Gray	None	
LC34-DPT0424	HS5-08	02/04/15	1310	25'	Gray	None	
LC34-DPT0424	HS5-08	02/04/15	1325	32'	Gray	None	
LC34-DPT0424	HS5-08	02/04/15	1340	38'	Gray	None	

SAMPLE COLLECTION INFORMATION

Analysis	Preservative	Container Requirements	Collected
VOCs (8260B)	None	Two 40 mL vials collected for analayis by ALF	X

OBSERVATIONS / NOTES

Hand Auger five feet to clear utilities

Borehole grouted through boring rods

Rig, Rods, and associated tooling decon'd with pressurized steam

Circle if Applicable:

MS/MSD	Duplicate ID No.:

Tetra Tech NUS, Inc.

DPT GROUNDWATER SAMPLE LOG SHEET

Project Site Name: KSC-LC34
Project No.: 112G06039
Date: 02/04/15

Sample ID: LC34-DPT0425
Location: HS5-04
Sampled By: R. Keyser, P.G.

DPT SAMPLING DATA

LOCATION ID	LOCATION	DATE	TIME	DEPTH	COLOR	ODOR	COMMENTS
LC34-DPT0425	HS5-04	02/04/15	1400	8'	Gray	None	
LC34-DPT0425	HS5-04	02/04/15	1410	13'	Gray	None	
LC34-DPT0425	HS5-04	02/04/15	1420	18'	Gray	None	
LC34-DPT0425	HS5-04	02/04/15	1435	25'	Gray	None	
LC34-DPT0425	HS5-04	02/04/15	1445	32'	Gray	None	
LC34-DPT0425	HS5-04	02/04/15	1500	38'	Gray	None	

SAMPLE COLLECTION INFORMATION

Analysis	Preservative	Container Requirements	Collected
VOCs (8260B)	None	Two 40 mL vials collected for analayis by ALF	X

OBSERVATIONS / NOTES

Hand Auger five feet to clear utilities

Borehole grouted through boring rods

Rig, Rods, and associated tooling decon'd with pressurized steam

Circle if Applicable:

MS/MSD	Duplicate ID No.:

Tetra Tech NUS, Inc.

DPT GROUNDWATER SAMPLE LOG SHEET

Project Site Name: KSC-LC34
Project No.: 112G06039
Date: 02/04/15

Sample ID: LC34-DPT0426
Location: HS5-05
Sampled By: R. Keyser, P.G.

DPT SAMPLING DATA

LOCATION ID	LOCATION	DATE	TIME	DEPTH	COLOR	ODOR	COMMENTS
LC34-DPT0426	HS5-05	02/04/15	1605	8'	Gray	None	
LC34-DPT0426	HS5-05	02/04/15	1615	13'	Gray	None	
LC34-DPT0426	HS5-05	02/04/15	1625	18'	Gray	None	
LC34-DPT0426	HS5-05	02/04/15	1640	25'	Gray	None	
LC34-DPT0426	HS5-05	02/04/15	1655	32'	Gray	None	
LC34-DPT0426	HS5-05	02/04/15	1715	38'	Gray	None	

SAMPLE COLLECTION INFORMATION

Analysis	Preservative	Container Requirements	Collected
VOCs (8260B)	None	Two 40 mL vials collected for analayis by ALF	X

OBSERVATIONS / NOTES

Hand Auger five feet to clear utilities

Borehole grouted through boring rods

Rig, Rods, and associated tooling decon'd with pressurized steam

Circle if Applicable:

MS/MSD	Duplicate ID No.:

Tetra Tech NUS, Inc.

DPT GROUNDWATER SAMPLE LOG SHEET

Project Site Name: KSC-LC34
Project No.: 112G06039
Date: 02/05/15

Sample ID: LC34-DPT0285
Location: HS5
Sampled By: R. Keyser, P.G.

DPT SAMPLING DATA

LOCATION ID	LOCATION	DATE	TIME	DEPTH	COLOR	ODOR	COMMENTS
LC34-DPT0285	HS5	02/05/15	0825	13'	Gray	None	

SAMPLE COLLECTION INFORMATION

Analysis	Preservative	Container Requirements	Collected
VOCs (8260B)	None	Two 40 mL vials collected for analayis by ALF	X

OBSERVATIONS / NOTES

Hand Auger five feet to clear utilities
Borehole grouted through boring rods
Rig, Rods, and associated tooling decon'd with pressurized steam

Circle if Applicable:

MS/MSD	Duplicate ID No.:

Tetra Tech NUS, Inc.

DPT GROUNDWATER SAMPLE LOG SHEET

Project Site Name: KSC-LC34
Project No.: 112G06039
Date: 02/05/15

Sample ID: LC34-DPT0286
Location: HS5
Sampled By: R. Keyser, P.G.

DPT SAMPLING DATA

LOCATION ID	LOCATION	DATE	TIME	DEPTH	COLOR	ODOR	COMMENTS
LC34-DPT0286	HS5	02/05/15	0840	13'	Gray	None	

SAMPLE COLLECTION INFORMATION

Analysis	Preservative	Container Requirements	Collected
VOCs (8260B)	None	Two 40 mL vials collected for analayis by ALF	X

OBSERVATIONS / NOTES

Hand Auger five feet to clear utilities
Borehole grouted through boring rods
Rig, Rods, and associated tooling decon'd with pressurized steam

Circle if Applicable:

MS/MSD	Duplicate ID No.:

Tetra Tech NUS, Inc.

DPT GROUNDWATER SAMPLE LOG SHEET

Project Site Name: KSC-LC34
Project No.: 112G06039
Date: 02/05/15

Sample ID: LC34-DPT0287
Location: HS5
Sampled By: R. Keyser, P.G.

DPT SAMPLING DATA

LOCATION ID	LOCATION	DATE	TIME	DEPTH	COLOR	ODOR	COMMENTS
LC34-DPT0287	HS5	02/05/15	0855	13'	Gray	None	

SAMPLE COLLECTION INFORMATION

Analysis	Preservative	Container Requirements	Collected
VOCs (8260B)	None	Two 40 mL vials collected for analayis by ALF	X

OBSERVATIONS / NOTES

Hand Auger five feet to clear utilities
Borehole grouted through boring rods
Rig, Rods, and associated tooling decon'd with pressurized steam

Circle if Applicable:

MS/MSD	Duplicate ID No.:

Tetra Tech NUS, Inc.

DPT GROUNDWATER SAMPLE LOG SHEET

Project Site Name: KSC-LC34
Project No.: 112G06039
Date: 02/05/15

Sample ID: LC34-DPT0288
Location: HS5
Sampled By: R. Keyser, P.G.

DPT SAMPLING DATA

LOCATION ID	LOCATION	DATE	TIME	DEPTH	COLOR	ODOR	COMMENTS
LC34-DPT0288	HS5	02/05/15	0910	13'	Gray	None	

SAMPLE COLLECTION INFORMATION

Analysis	Preservative	Container Requirements	Collected
VOCs (8260B)	None	Two 40 mL vials collected for analayis by ALF	X

OBSERVATIONS / NOTES

Hand Auger five feet to clear utilities
Borehole grouted through boring rods
Rig, Rods, and associated tooling decon'd with pressurized steam

Circle if Applicable:

MS/MSD	Duplicate ID No.:

Tetra Tech NUS, Inc.

DPT GROUNDWATER SAMPLE LOG SHEET

Project Site Name: KSC-LC34
Project No.: 112G06039
Date: 02/05/15

Sample ID: LC34-DPT0289
Location: HS5
Sampled By: R. Keyser, P.G.

DPT SAMPLING DATA

LOCATION ID	LOCATION	DATE	TIME	DEPTH	COLOR	ODOR	COMMENTS
LC34-DPT0289	HS5	02/05/15	0940	13'	Gray	None	

SAMPLE COLLECTION INFORMATION

Analysis	Preservative	Container Requirements	Collected
VOCs (8260B)	None	Two 40 mL vials collected for analayis by ALF	X

OBSERVATIONS / NOTES

Hand Auger five feet to clear utilities
Borehole grouted through boring rods
Rig, Rods, and associated tooling decon'd with pressurized steam

Circle if Applicable:

MS/MSD	Duplicate ID No.:

Tetra Tech NUS, Inc.

DPT GROUNDWATER SAMPLE LOG SHEET

Project Site Name: KSC-LC34
Project No.: 112G06039
Date: 02/05/15

Sample ID: LC34-DPT0290
Location: HS5
Sampled By: R. Keyser, P.G.

DPT SAMPLING DATA

LOCATION ID	LOCATION	DATE	TIME	DEPTH	COLOR	ODOR	COMMENTS
LC34-DPT0290	HS5	02/05/15	0955	13'	Gray	None	

SAMPLE COLLECTION INFORMATION

Analysis	Preservative	Container Requirements	Collected
VOCs (8260B)	None	Two 40 mL vials collected for analayis by ALF	X

OBSERVATIONS / NOTES

Hand Auger five feet to clear utilities
Borehole grouted through boring rods
Rig, Rods, and associated tooling decon'd with pressurized steam

Circle if Applicable:

MS/MSD	Duplicate ID No.:

Tetra Tech NUS, Inc.

DPT GROUNDWATER SAMPLE LOG SHEET

Project Site Name: KSC-LC34
Project No.: 112G06039
Date: 02/05/15

Sample ID: LC34-DPT0427
Location: HS5-06
Sampled By: R. Keyser, P.G.

DPT SAMPLING DATA

LOCATION ID	LOCATION	DATE	TIME	DEPTH	COLOR	ODOR	COMMENTS
LC34-DPT0427	HS5-06	02/05/15	1045	8'	Gray	None	
LC34-DPT0427	HS5-06	02/05/15	1055	13'	Gray	None	
LC34-DPT0427	HS5-06	02/05/15	1105	18'	Gray	None	
LC34-DPT0427	HS5-06	02/05/15	1120	25'	Gray	None	
LC34-DPT0427	HS5-06	02/05/15	1135	32'	Gray	None	
LC34-DPT0427	HS5-06	02/05/15	1150	38'	Gray	None	

SAMPLE COLLECTION INFORMATION

Analysis	Preservative	Container Requirements	Collected
VOCs (8260B)	None	Two 40 mL vials collected for analayis by ALF	X

OBSERVATIONS / NOTES

Hand Auger five feet to clear utilities

Borehole grouted through boring rods

Rig, Rods, and associated tooling decon'd with pressurized steam

Circle if Applicable:

MS/MSD	Duplicate ID No.:

Tetra Tech NUS, Inc.

DPT GROUNDWATER SAMPLE LOG SHEET

Project Site Name: KSC-LC34
Project No.: 112G06039
Date: 02/05/15

Sample ID: LC34-DPT0428
Location: HS5-07
Sampled By: R. Keyser, P.G.

DPT SAMPLING DATA

LOCATION ID	LOCATION	DATE	TIME	DEPTH	COLOR	ODOR	COMMENTS
LC34-DPT0428	HS5-07	02/05/15	1205	8'	Gray	None	
LC34-DPT0428	HS5-07	02/05/15	1215	13'	Gray	None	
LC34-DPT0428	HS5-07	02/05/15	1225	18'	Gray	None	
LC34-DPT0428	HS5-07	02/05/15	1235	25'	Gray	None	
LC34-DPT0428	HS5-07	02/05/15	1250	32'	Gray	None	
LC34-DPT0428	HS5-07	02/05/15	1305	38'	Gray	None	

SAMPLE COLLECTION INFORMATION

Analysis	Preservative	Container Requirements	Collected
VOCs (8260B)	None	Two 40 mL vials collected for analayis by ALF	X

OBSERVATIONS / NOTES

Hand Auger five feet to clear utilities
Borehole grouted through boring rods
Rig, Rods, and associated tooling decon'd with pressurized steam

Circle if Applicable:

MS/MSD	Duplicate ID No.:

Tetra Tech NUS, Inc.

DPT GROUNDWATER SAMPLE LOG SHEET

Project Site Name: KSC-LC34
Project No.: 112G06039
Date: 02/05/15

Sample ID: LC34-DPT0429
Location: HS5-09
Sampled By: R. Keyser, P.G.

DPT SAMPLING DATA

LOCATION ID	LOCATION	DATE	TIME	DEPTH	COLOR	ODOR	COMMENTS
LC34-DPT0429	HS5-09	02/05/15	1450	8'	Gray	None	
LC34-DPT0429	HS5-09	02/05/15	1500	13'	Gray	None	
LC34-DPT0429	HS5-09	02/05/15	1510	18'	Gray	None	
LC34-DPT0429	HS5-09	02/05/15	1520	25'	Gray	None	
LC34-DPT0429	HS5-09	02/05/15	1530	32'	Gray	None	
LC34-DPT0429	HS5-09	02/05/15	1545	38'	Gray	None	

SAMPLE COLLECTION INFORMATION

Analysis	Preservative	Container Requirements	Collected
VOCs (8260B)	None	Two 40 mL vials collected for analayis by ALF	X

OBSERVATIONS / NOTES

Hand Auger five feet to clear utilities

Borehole grouted through boring rods

Rig, Rods, and associated tooling decon'd with pressurized steam

Circle if Applicable:

MS/MSD	Duplicate ID No.:

Tetra Tech NUS, Inc.

DPT GROUNDWATER SAMPLE LOG SHEET

Project Site Name: KSC-LC34
Project No.: 112G06039
Date: 02/05/15

Sample ID: LC34-DPT0430
Location: HS5-12
Sampled By: R. Keyser, P.G.

DPT SAMPLING DATA

LOCATION ID	LOCATION	DATE	TIME	DEPTH	COLOR	ODOR	COMMENTS
LC34-DPT0430	HS5-12	02/05/15	1655	8'	Gray	None	
LC34-DPT0430	HS5-12	02/05/15	1705	13'	Gray	None	
LC34-DPT0430	HS5-12	02/05/15	1715	18'	Gray	None	
LC34-DPT0430	HS5-12	02/05/15	1725	25'	Gray	None	
LC34-DPT0430	HS5-12	02/05/15	1735	32'	Gray	None	
LC34-DPT0430	HS5-12	02/05/15	1745	38'	Gray	None	

SAMPLE COLLECTION INFORMATION

Analysis	Preservative	Container Requirements	Collected
VOCs (8260B)	None	Two 40 mL vials collected for analayis by ALF	X

OBSERVATIONS / NOTES

Hand Auger five feet to clear utilities
Borehole grouted through boring rods
Rig, Rods, and associated tooling decon'd with pressurized steam

Circle if Applicable:

MS/MSD	Duplicate ID No.:

Tetra Tech NUS, Inc. **DPT GROUNDWATER SAMPLE LOG SHEET**

Project Site Name: KSC-LC34
Project No.: 112g06039
Date: 01/25/16

Sample ID: LC34-DPT0431
Location: 47
Sampled By: A. Murphy

DPT SAMPLING DATA

LOCATION ID	LOCATION	DATE	TIME	DEPTH	COLOR	ODOR	COMMENTS
LC34-DPT0431	47	01/25/16	1510	8'	CLEAR	NONE	NO SILT
LC34-DPT0431	47	01/25/16	1530	13'	CLEAR	NONE	NO SILT
LC34-DPT0431	47	01/25/16	1550	18'	LT GREY	NONE	SLIGHTLY SILTY
LC34-DPT0431	47	01/25/16	1615	25'	LT GREY	NONE	SLIGHTLY SILTY
LC34-DPT0431	47	01/25/16	1640	32'	LT GREY	NONE	SLIGHTLY SILTY
LC34-DPT0431	47	01/25/16	1700	38'	GREY	NONE	VERY SILTY

SAMPLE COLLECTION INFORMATION

Analysis	Preservative	Container Requirements	Collected
VOCs (8260B)	None	(2) 40 mL vials collected for analysis by NewAge	X

OBSERVATIONS / NOTES

Hand Auger five feet to clear utilities
Borehole grouted through boring rods
Rig, Rods, and associated tooling decon'd with pressurized steam

Circle if Applicable:

MS/MSD	Duplicate ID No.:



Tetra Tech NUS, Inc. **DPT GROUNDWATER SAMPLE LOG SHEET**

Project Site Name: KSC-LC34
Project No.: 112g06039
Date: 01/26/16

Sample ID: LC34-DPT0432
Location: 48
Sampled By: A. Murphy

DPT SAMPLING DATA

LOCATION ID	LOCATION	DATE	TIME	DEPTH	COLOR	ODOR	COMMENTS
LC34-DPT0432	48	01/26/16	1030	8'	LT GREY	NONE	SLIGHTLY SILTY
LC34-DPT0432	48	01/26/16	1045	13'	LT GREY	NONE	SLIGHTLY SILTY
LC34-DPT0432	48	01/26/16	1105	18'	GREY	NONE	SLIGHTLY SILTY
LC34-DPT0432	48	01/26/16	1125	25'	GREY	NONE	SLIGHTLY SILTY
LC34-DPT0432	48	01/26/16	1145	32'	GREY	NONE	SLIGHTLY SILTY
LC34-DPT0432	48	01/26/16	1205	38'	GREY	NONE	SLIGHTLY SILTY

SAMPLE COLLECTION INFORMATION

Analysis	Preservative	Container Requirements	Collected
VOCs (8260B)	None	(2) 40 mL vials collected for analysis by NewAge	X

OBSERVATIONS / NOTES

Hand Auger five feet to clear utilities
Borehole grouted through boring rods
Rig, Rods, and associated tooling decon'd with pressurized steam

Circle if Applicable:

MS/MSD | Duplicate ID No.:

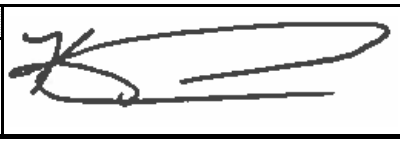

Tetra Tech NUS, Inc. **DPT GROUNDWATER SAMPLE LOG SHEET**

Project Site Name: KSC-LC34
Project No.: 112g06039
Date: 01/26/16

Sample ID: LC34-DPT0433
Location: 49
Sampled By: A. Murphy

DPT SAMPLING DATA

LOCATION ID	LOCATION	DATE	TIME	DEPTH	COLOR	ODOR	COMMENTS
LC34-DPT0433	49	01/26/16	1340	8'	GREY	NONE	SILTY
LC34-DPT0433	49	01/26/16	1355	13'	GREY	NONE	SLIGHTLY SILTY
LC34-DPT0433	49	01/26/16	1415	18'	GREY	NONE	SLIGHTLY SILTY
LC34-DPT0433	49	01/26/16	1435	25'	GREY	NONE	SLIGHTLY SILTY
LC34-DPT0433	49	01/26/16	1455	32'	GREY	NONE	SLIGHTLY SILTY
LC34-DPT0433	49	01/26/16	1515	38'	GREY	NONE	SILTY

SAMPLE COLLECTION INFORMATION

Analysis	Preservative	Container Requirements	Collected
VOCs (8260B)	None	(2) 40 mL vials collected for analysis by NewAg	X

OBSERVATIONS / NOTES

Hand Auger five feet to clear utilities
Borehole grouted through boring rods
Rig, Rods, and associated tooling decon'd with pressurized steam

Circle if Applicable:

MS/MSD	Duplicate ID No.:



Tetra Tech NUS, Inc.

DPT GROUNDWATER SAMPLE LOG SHEET

Project Site Name: KSC-LC34
Project No.: 112g06039
Date: 01/26/16

Sample ID: LC34-DPT0434
Location: 50
Sampled By: A. Murphy

DPT SAMPLING DATA

LOCATION ID	LOCATION	DATE	TIME	DEPTH	COLOR	ODOR	COMMENTS
LC34-DPT0434	50	01/26/16	1545	8'	GREY	NONE	SILTY
LC34-DPT0434	50	01/26/16	1605	13'	CLEAR	NONE	NO SILT
LC34-DPT0434	50	01/26/16	1625	18'	CLEAR	NONE	NO SILT
LC34-DPT0434	50	01/26/16	1645	25'	GREY	ORGANIC	SLIGHTLY SILTY
LC34-DPT0434	50	01/26/16	1705	32'	CLEAR	SLT ORG	NO SILT
LC34-DPT0434	50	01/26/16	1725	38'	CLEAR	NONE	NO SILT

SAMPLE COLLECTION INFORMATION

Analysis	Preservative	Container Requirements	Collected
VOCs (8260B)	None	(2) 40 mL vials collected for analysis by NewAg	X

OBSERVATIONS / NOTES

Hand Auger five feet to clear utilities
Borehole grouted through boring rods
Rig, Rods, and associated tooling decon'd with pressurized steam

Circle if Applicable:

MS/MSD | Duplicate ID No.:



Tetra Tech NUS, Inc.

DPT GROUNDWATER SAMPLE LOG SHEET

Project Site Name: KSC-LC34
Project No.: 112g06039
Date: 01/26/16

Sample ID: LC34-DPT0435
Location: 51
Sampled By: A. Murphy

DPT SAMPLING DATA

LOCATION ID	LOCATION	DATE	TIME	DEPTH	COLOR	ODOR	COMMENTS
LC34-DPT0435	51	01/26/16	1755	8'	GREY	NONE	SLIGHTLY SILTY
LC34-DPT0435	51	01/26/16	1815	13'	GREY	NONE	SLIGHTLY SILTY
LC34-DPT0435	51	01/27/16	0845	18'	LT GREY	NONE	SLIGHTLY SILTY
LC34-DPT0435	51	01/27/16	0905	25'	GREY	NONE	SILTY
LC34-DPT0435	51	01/27/16	0925	32'	GREY	NONE	SLIGHTLY SILTY
LC34-DPT0435	51	01/27/16	0945	38'	LT GREY	NONE	SLIGHTLY SILTY

SAMPLE COLLECTION INFORMATION

Analysis	Preservative	Container Requirements	Collected
VOCs (8260B)	None	(2) 40 mL vials collected for analysis by NewAg	X

OBSERVATIONS / NOTES

Hand Auger five feet to clear utilities
Borehole grouted through boring rods
Rig, Rods, and associated tooling decon'd with pressurized steam

Circle if Applicable:

MS/MSD	Duplicate ID No.:



Tetra Tech NUS, Inc. **DPT GROUNDWATER SAMPLE LOG SHEET**

Project Site Name: KSC-LC34
Project No.: 112g06039
Date: 01/27/16

Sample ID: LC34-DPT0436
Location: 52
Sampled By: A. Murphy

DPT SAMPLING DATA

LOCATION ID	LOCATION	DATE	TIME	DEPTH	COLOR	ODOR	COMMENTS
LC34-DPT0436	52	01/27/16	1025	8'	GREY	NONE	SILTY
LC34-DPT0436	52	01/27/16	1045	13'	GREY	NONE	SLIGHTLY SILTY
LC34-DPT0436	52	01/27/16	1105	18'	GREY	NONE	SLIGHTLY SILTY
LC34-DPT0436	52	01/27/16	1125	25'	GREY	NONE	SILTY
LC34-DPT0436	52	01/27/16	1145	32'	GREY	NONE	SILTY
LC34-DPT0436	52	01/27/16	1205	38'	LT GREY	SLT ORG	LITTLE SILT

SAMPLE COLLECTION INFORMATION

Analysis	Preservative	Container Requirements	Collected
VOCs (8260B)	None	(2) 40 mL vials collected for analysis by NewAg	X

OBSERVATIONS / NOTES

Hand Auger five feet to clear utilities
Borehole grouted through boring rods
Rig, Rods, and associated tooling decon'd with pressurized steam

Circle if Applicable:

MS/MSD	Duplicate ID No.:

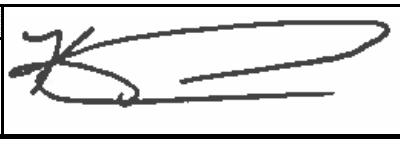

Tetra Tech NUS, Inc. **DPT GROUNDWATER SAMPLE LOG SHEET**

Project Site Name: KSC-LC34
Project No.: 112g06039
Date: 01/27/16

Sample ID: LC34-DPT0437
Location: 53
Sampled By: A. Murphy

DPT SAMPLING DATA

LOCATION ID	LOCATION	DATE	TIME	DEPTH	COLOR	ODOR	COMMENTS
LC34-DPT0437	53	01/27/16	1240	8'	GREY	SLT ORG	SLIGHTLY SILTY
LC34-DPT0437	53	01/27/16	1300	13'	GREY	NONE	SILTY
LC34-DPT0437	53	01/27/16	1320	18'	GREY	SLT ORG	SILTY
LC34-DPT0437	53	01/27/16	1420	25'	LT GREY	NONE	SLIGHTLY SILTY
LC34-DPT0437	53	01/27/16	1440	32'	LT GREY	NONE	SLIGHTLY SILTY
LC34-DPT0437	53	01/27/16	1500	38'	LT GREY	NONE	SLIGHTLY SILTY

SAMPLE COLLECTION INFORMATION

Analysis	Preservative	Container Requirements	Collected
VOCs (8260B)	None	(2) 40 mL vials collected for analysis by NewAg	X

OBSERVATIONS / NOTES

Hand Auger five feet to clear utilities
Borehole grouted through boring rods
Rig, Rods, and associated tooling decon'd with pressurized steam

Circle if Applicable:

MS/MSD	Duplicate ID No.:

Tetra Tech NUS, Inc.

DPT GROUNDWATER SAMPLE LOG SHEET

Project Site Name: KSC-LC34
Project No.: 112g06039
Date: 01/27/16

Sample ID: LC34-DPT0438
Location: 54
Sampled By: A. Murphy

DPT SAMPLING DATA

LOCATION ID	LOCATION	DATE	TIME	DEPTH	COLOR	ODOR	COMMENTS
LC34-DPT0438	54	01/27/16	1535	8'	CLEAR	NONE	NO SILT
LC34-DPT0438	54	01/27/16	1555	13'	CLEAR	NONE	NO SILT
LC34-DPT0438	54	01/27/16	1615	18'	GREY	NONE	SLIGHTLY SILTY
LC34-DPT0438	54	01/27/16	1635	25'	GREY	NONE	SILTY
LC34-DPT0438	54	01/27/16	1655	32'	GREY	NONE	SILTY
LC34-DPT0438	54	01/27/16	1715	38'	GREY	NONE	VERY SILTY

SAMPLE COLLECTION INFORMATION

Analysis	Preservative	Container Requirements	Collected
VOCs (8260B)	None	(2) 40 mL vials collected for analysis by NewAg	X

OBSERVATIONS / NOTES

Hand Auger five feet to clear utilities
Borehole grouted through boring rods
Rig, Rods, and associated tooling decon'd with pressurized steam

Circle if Applicable:

MS/MSD | Duplicate ID No.:

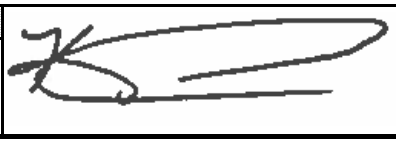

Tetra Tech NUS, Inc.

DPT GROUNDWATER SAMPLE LOG SHEET

Project Site Name: KSC-LC34
Project No.: 112g06039
Date: 01/28/16

Sample ID: LC34-DPT0439
Location: 55
Sampled By: A. Murphy

DPT SAMPLING DATA

LOCATION ID	LOCATION	DATE	TIME	DEPTH	COLOR	ODOR	COMMENTS
LC34-DPT0439	55	01/28/16	0800	8'	GREY	NONE	SILTY
LC34-DPT0439	55	01/28/16	0820	13'	GREY	NONE	SILTY
LC34-DPT0439	55	01/28/16	0840	18'	GREY	NONE	SILTY
LC34-DPT0439	55	01/28/16	0900	25'	GREY	NONE	SILTY
LC34-DPT0439	55	01/28/16	0920	32'	LT GREY	NONE	SLIGHTLY SILTY
LC34-DPT0439	55	01/28/16	0940	38'	GREY	NONE	SILTY

SAMPLE COLLECTION INFORMATION

Analysis	Preservative	Container Requirements	Collected
VOCs (8260B)	None	(2) 40 mL vials collected for analysis by NewAg	X

OBSERVATIONS / NOTES

Hand Auger five feet to clear utilities
Borehole grouted through boring rods
Rig, Rods, and associated tooling decon'd with pressurized steam

Circle if Applicable:

MS/MSD | Duplicate ID No.:

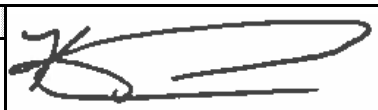

Tetra Tech NUS, Inc. **DPT GROUNDWATER SAMPLE LOG SHEET**

Project Site Name: KSC-LC34
Project No.: 112g06039
Date: 01/28/16

Sample ID: LC34-DPT0440
Location: 56
Sampled By: A. Murphy

DPT SAMPLING DATA

LOCATION ID	LOCATION	DATE	TIME	DEPTH	COLOR	ODOR	COMMENTS
LC34-DPT0440	56	01/28/16	1215	8'	GREY	NONE	SILTY
LC34-DPT0440	56	01/28/16	1235	13'	GREY	NONE	SILTY
LC34-DPT0440	56	01/28/16	1320	18'	GREY	NONE	SILTY
LC34-DPT0440	56	01/28/16	1340	25'	GREY	NONE	SILTY
LC34-DPT0440	56	01/28/16	1400	32'	GREY	NONE	SILTY
LC34-DPT0440	56	01/28/16	1420	38'	GREY	NONE	SILTY

SAMPLE COLLECTION INFORMATION

Analysis	Preservative	Container Requirements	Collected
VOCs (8260B)	None	(2) 40 mL vials collected for analysis by NewAg	X

OBSERVATIONS / NOTES

Hand Auger five feet to clear utilities
Borehole grouted through boring rods
Rig, Rods, and associated tooling decon'd with pressurized steam

Circle if Applicable:

MS/MSD | Duplicate ID No.:



Tetra Tech NUS, Inc. **DPT GROUNDWATER SAMPLE LOG SHEET**

Project Site Name: KSC-LC34
Project No.: 112g06039
Date: 01/28/16

Sample ID: LC34-DPT0441
Location: 60
Sampled By: A. Murphy

DPT SAMPLING DATA

LOCATION ID	LOCATION	DATE	TIME	DEPTH	COLOR	ODOR	COMMENTS
LC34-DPT0441	60	01/28/16	1455	8'	LT GREY	NONE	SLIGHTLY SILTY
LC34-DPT0441	60	01/28/16	1515	13'	GREY	NONE	SILTY
LC34-DPT0441	60	01/28/16	1535	18'	GREY	NONE	SILTY
LC34-DPT0441	60	01/28/16	1555	25'	GREY	NONE	SLIGHTLY SILTY
LC34-DPT0441	60	01/28/16	1615	32'	CLEAR	NONE	NO SILT
LC34-DPT0441	60	01/28/16	1635	38'	DK GREY	NONE	VERY SILTY

SAMPLE COLLECTION INFORMATION

Analysis	Preservative	Container Requirements	Collected
VOCs (8260B)	None	(2) 40 mL vials collected for analysis by NewAg	X

OBSERVATIONS / NOTES

Hand Auger five feet to clear utilities
Borehole grouted through boring rods
Rig, Rods, and associated tooling decon'd with pressurized steam

Circle if Applicable:

MS/MSD | Duplicate ID No.:



Tetra Tech NUS, Inc. **DPT GROUNDWATER SAMPLE LOG SHEET**

Project Site Name: KSC-LC34
Project No.: 112g06039
Date: 01/28/16

Sample ID: LC34-DPT0442
Location: 62
Sampled By: A. Murphy

DPT SAMPLING DATA

LOCATION ID	LOCATION	DATE	TIME	DEPTH	COLOR	ODOR	COMMENTS
LC34-DPT0442	62	01/28/16	1705	8'	GREY	NONE	SILTY
LC34-DPT0442	62	01/28/16	1725	13'	GREY	NONE	SILTY
LC34-DPT0442	62	01/29/16	0800	18'	LT GREY	NONE	SLIGHTLY SILTY
LC34-DPT0442	62	01/29/16	0820	25'	GREY	NONE	SILTY
LC34-DPT0442	62	01/29/16	0840	32'	GREY	NONE	SILTY
LC34-DPT0442	62	01/29/16	0900	38'	GREY	NONE	SILTY

SAMPLE COLLECTION INFORMATION

Analysis	Preservative	Container Requirements	Collected
VOCs (8260B)	None	(2) 40 mL vials collected for analysis by NewAg	X

OBSERVATIONS / NOTES

Hand Auger five feet to clear utilities
Borehole grouted through boring rods
Rig, Rods, and associated tooling decon'd with pressurized steam

Circle if Applicable:

MS/MSD	Duplicate ID No.:



Tetra Tech NUS, Inc. **DPT GROUNDWATER SAMPLE LOG SHEET**

Project Site Name: KSC-LC34
Project No.: 112g06039
Date: 01/29/16

Sample ID: LC34-DPT0443
Location: 62
Sampled By: A. Murphy

DPT SAMPLING DATA

LOCATION ID	LOCATION	DATE	TIME	DEPTH	COLOR	ODOR	COMMENTS
LC34-DPT0443	62	01/29/16	0935	8'	GREY	NONE	SILTY
LC34-DPT0443	62	01/29/16	0955	13'	GREY	NONE	SILTY
LC34-DPT0443	62	01/29/16	1015	18'	GREY	NONE	SILTY
LC34-DPT0443	62	01/29/16	1035	25'	GREY	NONE	SILTY
LC34-DPT0443	62	01/29/16	1055	32'	GREY	NONE	SILTY
LC34-DPT0443	62	01/29/16	1115	38'	GREY	NONE	SLIGHTLY SILTY

SAMPLE COLLECTION INFORMATION

Analysis	Preservative	Container Requirements	Collected
VOCs (8260B)	None	(2) 40 mL vials collected for analysis by NewAg	X

OBSERVATIONS / NOTES

Hand Auger five feet to clear utilities
Borehole grouted through boring rods
Rig, Rods, and associated tooling decon'd with pressurized steam

Circle if Applicable:

MS/MSD	Duplicate ID No.:

Tetra Tech NUS, Inc. **DPT GROUNDWATER SAMPLE LOG SHEET**

Project Site Name: KSC-LC34
Project No.: 112g06039
Date: 01/29/16

Sample ID: LC34-DPT0444
Location: 63
Sampled By: A. Murphy

DPT SAMPLING DATA

LOCATION ID	LOCATION	DATE	TIME	DEPTH	COLOR	ODOR	COMMENTS
LC34-DPT0444	63	01/29/16	1150	8'	GREY	NONE	SILTY
LC34-DPT0444	63	01/29/16	1210	13'	GREY	NONE	SILTY
LC34-DPT0444	63	01/29/16	1230	18'	GREY	NONE	SILTY
LC34-DPT0444	63	01/29/16	1250	25'	GREY	NONE	SLIGHTLY SILTY
LC34-DPT0444	63	01/29/16	1310	32'	GREY	NONE	SILTY
LC34-DPT0444	63	01/29/16	1335	38'	GREY	NONE	SILTY

SAMPLE COLLECTION INFORMATION

Analysis	Preservative	Container Requirements	Collected
VOCs (8260B)	None	(2) 40 mL vials collected for analysis by NewAg	X

OBSERVATIONS / NOTES

Hand Auger five feet to clear utilities
Borehole grouted through boring rods
Rig, Rods, and associated tooling decon'd with pressurized steam

Circle if Applicable:

MS/MSD	Duplicate ID No.:



Tetra Tech NUS, Inc. **DPT GROUNDWATER SAMPLE LOG SHEET**

Project Site Name: KSC-LC34
Project No.: 112g06039
Date: 01/29/16

Sample ID: LC34-DPT0445
Location: 57
Sampled By: A. Murphy

DPT SAMPLING DATA

LOCATION ID	LOCATION	DATE	TIME	DEPTH	COLOR	ODOR	COMMENTS
LC34-DPT0445	57	01/29/16	1410	8'	GREY	NONE	SILTY
LC34-DPT0445	57	01/29/16	1430	13'	CLEAR	NONE	NO SILT
LC34-DPT0445	57	01/29/16	1450	18'	LT GREY	NONE	SLIGHTLY SILTY
LC34-DPT0445	57	01/29/16	1510	25'	LT GREY	NONE	SLIGHTLY SILTY
LC34-DPT0445	57	01/29/16	1530	32'	GREY	NONE	SILTY
LC34-DPT0445	57	01/29/16	1550	38'	GREY	NONE	SILTY

SAMPLE COLLECTION INFORMATION

Analysis	Preservative	Container Requirements	Collected
VOCs (8260B)	None	(2) 40 mL vials collected for analysis by NewAg	X

OBSERVATIONS / NOTES

Hand Auger five feet to clear utilities
Borehole grouted through boring rods
Rig, Rods, and associated tooling decon'd with pressurized steam

Circle if Applicable:

MS/MSD	Duplicate ID No.:



Tetra Tech NUS, Inc. **DPT GROUNDWATER SAMPLE LOG SHEET**

Project Site Name: KSC-LC34
Project No.: 112g06039
Date: 01/29/16

Sample ID: LC34-DPT0446
Location: 58
Sampled By: A. Murphy

DPT SAMPLING DATA

LOCATION ID	LOCATION	DATE	TIME	DEPTH	COLOR	ODOR	COMMENTS
LC34-DPT0446	58	01/29/16	1625	8'	GREY	NONE	SILTY
LC34-DPT0446	58	01/29/16	1645	13'	GREY	NONE	SILTY
LC34-DPT0446	58	01/29/16	1705	18'	GREY	NONE	SILTY
LC34-DPT0446	58	01/29/16	1725	25'	GREY	NONE	SILTY
LC34-DPT0446	58	01/29/16	1745	32'	GREY	NONE	SILTY
LC34-DPT0446	58	01/29/16	1805	38'	LT GREY	NONE	LITTLE SILT

SAMPLE COLLECTION INFORMATION

Analysis	Preservative	Container Requirements	Collected
VOCs (8260B)	None	(2) 40 mL vials collected for analysis by NewAg	X

OBSERVATIONS / NOTES

Hand Auger five feet to clear utilities
Borehole grouted through boring rods
Rig, Rods, and associated tooling decon'd with pressurized steam

Circle if Applicable:

MS/MSD	Duplicate ID No.:



Tetra Tech NUS, Inc. **DPT GROUNDWATER SAMPLE LOG SHEET**

Project Site Name: KSC-LC34
Project No.: 112g06039
Date: 02/01/16

Sample ID: LC34-DPT0447
Location: 59
Sampled By: A. Murphy

DPT SAMPLING DATA

LOCATION ID	LOCATION	DATE	TIME	DEPTH	COLOR	ODOR	COMMENTS
LC34-DPT0447	59	02/01/16	0920	8'	GREY	NONE	SILTY
LC34-DPT0447	59	02/01/16	0940	13'	GREY	NONE	SILTY
LC34-DPT0447	59	02/01/16	1000	18'	GREY	NONE	SILTY
LC34-DPT0447	59	02/01/16	1020	25'	GREY	NONE	SILTY
LC34-DPT0447	59	02/01/16	1040	32'	GREY	ORGANIC	SILTY
LC34-DPT0447	59	02/01/16	1100	38'	GREY	NONE	SILTY

SAMPLE COLLECTION INFORMATION

Analysis	Preservative	Container Requirements	Collected
VOCs (8260B)	None	(2) 40 mL vials collected for analysis by NewAg	X

OBSERVATIONS / NOTES

Hand Auger five feet to clear utilities
Borehole grouted through boring rods
Rig, Rods, and associated tooling decon'd with pressurized steam

Circle if Applicable:

MS/MSD | Duplicate ID No.:



Tetra Tech NUS, Inc. **DPT GROUNDWATER SAMPLE LOG SHEET**

Project Site Name: KSC-LC34
Project No.: 112g06039
Date: 02/01/16

Sample ID: LC34-DPT0448
Location: 64
Sampled By: A. Murphy

DPT SAMPLING DATA

LOCATION ID	LOCATION	DATE	TIME	DEPTH	COLOR	ODOR	COMMENTS
LC34-DPT0448	64	02/01/16	1135	8'	GREY	NONE	SILTY
LC34-DPT0448	64	02/01/16	1155	13'	GREY	NONE	VERY SILTY
LC34-DPT0448	64	02/01/16	1215	18'	GREY	NONE	SLIGHTLY SILTY
LC34-DPT0448	64	02/01/16	1235	25'	GREY	NONE	SILTY
LC34-DPT0448	64	02/01/16	1255	32'	GREY	NONE	SILTY
LC34-DPT0448	64	02/01/16	1315	38'	GREY	NONE	SILTY

SAMPLE COLLECTION INFORMATION

Analysis	Preservative	Container Requirements	Collected
VOCs (8260B)	None	(2) 40 mL vials collected for analysis by NewAg	X

OBSERVATIONS / NOTES

Hand Auger five feet to clear utilities
Borehole grouted through boring rods
Rig, Rods, and associated tooling decon'd with pressurized steam

Circle if Applicable:

MS/MSD | Duplicate ID No.:



Tetra Tech NUS, Inc. **DPT GROUNDWATER SAMPLE LOG SHEET**

Project Site Name: KSC-LC34
Project No.: 112g06039
Date: 02/01/16

Sample ID: LC34-DPT0449
Location: 65
Sampled By: A. Murphy

DPT SAMPLING DATA

LOCATION ID	LOCATION	DATE	TIME	DEPTH	COLOR	ODOR	COMMENTS
LC34-DPT0449	65	02/01/16	1400	8'	GREY	NONE	SLIGHTLY SILTY
LC34-DPT0449	65	02/01/16	1420	13'	LT GREY	NONE	LITTLE SILT
LC34-DPT0449	65	02/01/16	1440	18'	LT GREY	NONE	SLIGHTLY SILTY
LC34-DPT0449	65	02/01/16	1500	25'	GREY	NONE	SLIGHTLY SILTY
LC34-DPT0449	65	02/01/16	1520	32'	CLEAR	ORGANIC	NO SILT
LC34-DPT0449	65	02/01/16	1540	38'	LT GREY	ORGANIC	LITTLE SILT

SAMPLE COLLECTION INFORMATION

Analysis	Preservative	Container Requirements	Collected
VOCs (8260B)	None	(2) 40 mL vials collected for analysis by NewAg	X

OBSERVATIONS / NOTES

Hand Auger five feet to clear utilities
Borehole grouted through boring rods
Rig, Rods, and associated tooling decon'd with pressurized steam

Circle if Applicable:

MS/MSD	Duplicate ID No.:

Tetra Tech NUS, Inc. **DPT GROUNDWATER SAMPLE LOG SHEET**

Project Site Name: KSC-LC34
Project No.: 112g06039
Date: 02/01/16

Sample ID: LC34-DPT0450
Location: 37
Sampled By: A. Murphy

DPT SAMPLING DATA

LOCATION ID	LOCATION	DATE	TIME	DEPTH	COLOR	ODOR	COMMENTS
LC34-DPT0450	37	02/01/16	1615	8'	GREY	NONE	SLIGHTLY SILTY
LC34-DPT0450	37	02/01/16	1635	13'	GREY	ORGANIC	SLIGHTLY SILTY
LC34-DPT0450	37	02/01/16	1655	18'	GREY	NONE	SILTY
LC34-DPT0450	37	02/01/16	1715	25'	GREY	NONE	SILTY
LC34-DPT0450	37	02/01/16	1735	32'	GREY	NONE	SILTY
LC34-DPT0450	37	02/01/16	1755	38'	GREY	NONE	SILTY

SAMPLE COLLECTION INFORMATION

Analysis	Preservative	Container Requirements	Collected
VOCs (8260B)	None	(2) 40 mL vials collected for analysis by NewAg	X

OBSERVATIONS / NOTES

Hand Auger five feet to clear utilities
Borehole grouted through boring rods
Rig, Rods, and associated tooling decon'd with pressurized steam

Circle if Applicable:

MS/MSD	Duplicate ID No.:

Tetra Tech NUS, Inc. **DPT GROUNDWATER SAMPLE LOG SHEET**

Project Site Name: KSC-LC34
Project No.: 112g06039
Date: 02/02/16

Sample ID: LC34-DPT0451
Location: 38
Sampled By: A. Murphy

DPT SAMPLING DATA

LOCATION ID	LOCATION	DATE	TIME	DEPTH	COLOR	ODOR	COMMENTS
LC34-DPT0451	38	02/02/16	0810	8'	GREY	NONE	SILTY
LC34-DPT0451	38	02/02/16	0830	13'	GREY	NONE	SLIGHTLY SILTY
LC34-DPT0451	38	02/02/16	0850	18'	GREY	NONE	SILTY
LC34-DPT0451	38	02/02/16	0910	25'	GREY	NONE	SILTY
LC34-DPT0451	38	02/02/16	0930	32'	GREY	SLT ORG	SLIGHTLY SILTY
LC34-DPT0451	38	02/02/16	0950	38'	GREY	NONE	VERY SILTY

SAMPLE COLLECTION INFORMATION

Analysis	Preservative	Container Requirements	Collected
VOCs (8260B)	None	(2) 40 mL vials collected for analysis by NewAg	X

OBSERVATIONS / NOTES

Hand Auger five feet to clear utilities
Borehole grouted through boring rods
Rig, Rods, and associated tooling decon'd with pressurized steam

Circle if Applicable:

MS/MSD | Duplicate ID No.:



Tetra Tech NUS, Inc. **DPT GROUNDWATER SAMPLE LOG SHEET**

Project Site Name: KSC-LC34
Project No.: 112g06039
Date: 02/02/16

Sample ID: LC34-DPT0452
Location: 39
Sampled By: A. Murphy

DPT SAMPLING DATA

LOCATION ID	LOCATION	DATE	TIME	DEPTH	COLOR	ODOR	COMMENTS
LC34-DPT0452	39	02/02/16	1025	8'	GREY	NONE	SILTY
LC34-DPT0452	39	02/02/16	1045	13'	GREY	NONE	SLIGHTLY SILTY
LC34-DPT0452	39	02/02/16	1105	18'	GREY	NONE	SILTY
LC34-DPT0452	39	02/02/16	1125	25'	GREY	NONE	SILTY
LC34-DPT0452	39	02/02/16	1145	32'	LT GREY	ORGANIC	SLIGHTLY SILTY
LC34-DPT0452	39	02/02/16	1205	38'	GREY	NONE	VERY SILTY

SAMPLE COLLECTION INFORMATION

Analysis	Preservative	Container Requirements	Collected
VOCs (8260B)	None	(2) 40 mL vials collected for analysis by NewAg	X

OBSERVATIONS / NOTES

Hand Auger five feet to clear utilities
Borehole grouted through boring rods
Rig, Rods, and associated tooling decon'd with pressurized steam

Circle if Applicable:

MS/MSD	Duplicate ID No.:



Tetra Tech NUS, Inc.

DPT GROUNDWATER SAMPLE LOG SHEET

Project Site Name: KSC-LC34
Project No.: 112g06039
Date: 02/02/16

Sample ID: LC34-DPT0453
Location: 40
Sampled By: A. Murphy

DPT SAMPLING DATA

LOCATION ID	LOCATION	DATE	TIME	DEPTH	COLOR	ODOR	COMMENTS
LC34-DPT0453	40	02/02/16	1235	8'	GREY	NONE	SLIGHTLY SILTY
LC34-DPT0453	40	02/02/16	1255	13'	GREY	NONE	SILTY
LC34-DPT0453	40	02/02/16	1315	18'	GREY	NONE	SILTY
LC34-DPT0453	40	02/02/16	1340	25'	LT GREY	ORGANIC	NO SILT
LC34-DPT0453	40	02/02/16	1400	32'	LT GREY	SLT ORG	SLIGHTLY SILTY
LC34-DPT0453	40	02/02/16	1420	38'	DK GREY	NONE	VERY SILTY

SAMPLE COLLECTION INFORMATION

Analysis	Preservative	Container Requirements	Collected
VOCs (8260B)	None	(2) 40 mL vials collected for analysis by NewAg	X

OBSERVATIONS / NOTES

Hand Auger five feet to clear utilities
Borehole grouted through boring rods
Rig, Rods, and associated tooling decon'd with pressurized steam

Circle if Applicable:

MS/MSD	Duplicate ID No.:

Tetra Tech NUS, Inc.

DPT GROUNDWATER SAMPLE LOG SHEET

Project Site Name: KSC-LC34
Project No.: 112g06039
Date: 02/02/16

Sample ID: LC34-DPT0454
Location: 41
Sampled By: A. Murphy

DPT SAMPLING DATA

LOCATION ID	LOCATION	DATE	TIME	DEPTH	COLOR	ODOR	COMMENTS
LC34-DPT0454	41	02/02/16	1445	8'	LT GREY	NONE	SLIGHTLY SILTY
LC34-DPT0454	41	02/02/16	1505	13'	LT GREY	NONE	SLIGHTLY SILTY
LC34-DPT0454	41	02/02/16	1525	18'	LT GREY	NONE	SILTY
LC34-DPT0454	41	02/02/16	1545	25'	LT GREY	ORGANIC	SLIGHTLY SILTY
LC34-DPT0454	41	02/02/16	1605	32'	LT GREY	NONE	SLIGHTLY SILTY
LC34-DPT0454	41	02/02/16	1625	38'	DK GREY	NONE	VERY SILTY

SAMPLE COLLECTION INFORMATION

Analysis	Preservative	Container Requirements	Collected
VOCs (8260B)	None	(2) 40 mL vials collected for analysis by NewAg	X

OBSERVATIONS / NOTES

Hand Auger five feet to clear utilities
Borehole grouted through boring rods
Rig, Rods, and associated tooling decon'd with pressurized steam

Circle if Applicable:

MS/MSD	Duplicate ID No.:



Tetra Tech NUS, Inc. **DPT GROUNDWATER SAMPLE LOG SHEET**

Project Site Name: KSC-LC34
Project No.: 112g06039
Date: 02/08/16

Sample ID: LC34-DPT0455
Location: 42
Sampled By: A. Murphy

DPT SAMPLING DATA

LOCATION ID	LOCATION	DATE	TIME	DEPTH	COLOR	ODOR	COMMENTS
LC34-DPT0455	42	02/08/16	0940	8'	CLEAR	NONE	NO SILT
LC34-DPT0455	42	02/08/16	0955	13'	LT GREY	NONE	SLIGHTLY SILTY
LC34-DPT0455	42	02/08/16	1015	18'	GREY	NONE	SILTY
LC34-DPT0455	42	02/08/16	1035	25'	GREY	SLT ORG	SILTY
LC34-DPT0455	42	02/08/16	1055	32'	CLEAR	STRNG ORG	NO SILT
LC34-DPT0455	42	02/08/16	1115	38'	GREY	NONE	SILTY

SAMPLE COLLECTION INFORMATION

Analysis	Preservative	Container Requirements	Collected
VOCs (8260B)	None	(2) 40 mL vials collected for analysis by NewAg	X

OBSERVATIONS / NOTES

Hand Auger five feet to clear utilities
Borehole grouted through boring rods
Rig, Rods, and associated tooling decon'd with pressurized steam

Circle if Applicable:

MS/MSD	Duplicate ID No.:



Tetra Tech NUS, Inc.

DPT GROUNDWATER SAMPLE LOG SHEET

Project Site Name: KSC-LC34
Project No.: 112g06039
Date: 02/08/16

Sample ID: LC34-DPT0456
Location: 43
Sampled By: A. Murphy

DPT SAMPLING DATA

LOCATION ID	LOCATION	DATE	TIME	DEPTH	COLOR	ODOR	COMMENTS
LC34-DPT0456	43	02/08/16	1145	8'	LT GREY	NONE	SILTY
LC34-DPT0456	43	02/08/16	1205	13'	LT GREY	NONE	SLIGHTLY SILTY
LC34-DPT0456	43	02/08/16	1225	18'	GREY	NONE	SLIGHTLY SILTY
LC34-DPT0456	43	02/08/16	1320	25'	LT GREY	NONE	SLIGHTLY SILTY
LC34-DPT0456	43	02/08/16	1340	32'	LT GREY	NONE	SLIGHTLY SILTY
LC34-DPT0456	43	02/08/16	1400	38'	GREY	NONE	SILTY

SAMPLE COLLECTION INFORMATION

Analysis	Preservative	Container Requirements	Collected
VOCs (8260B)	None	(2) 40 mL vials collected for analysis by NewAg	X

OBSERVATIONS / NOTES

Hand Auger five feet to clear utilities
Borehole grouted through boring rods
Rig, Rods, and associated tooling decon'd with pressurized steam

Circle if Applicable:

MS/MSD	Duplicate ID No.:

Tetra Tech NUS, Inc. **DPT GROUNDWATER SAMPLE LOG SHEET**

Project Site Name: KSC-LC34
Project No.: 112g06039
Date: 02/08/16

Sample ID: LC34-DPT0457
Location: 19
Sampled By: A. Murphy

DPT SAMPLING DATA

LOCATION ID	LOCATION	DATE	TIME	DEPTH	COLOR	ODOR	COMMENTS
LC34-DPT0457	19	02/08/16	1435	8'	GREY	NONE	SILTY
LC34-DPT0457	19	02/08/16	1455	13'	CLEAR	NONE	NO SILT
LC34-DPT0457	19	02/08/16	1515	18'	GREY	NONE	SILTY
LC34-DPT0457	19	02/08/16	1535	25'	GREY	NONE	SILTY
LC34-DPT0457	19	02/08/16	1555	32'	GREY	NONE	SLIGHTLY SILTY
LC34-DPT0457	19	02/08/16	1615	38'	GREY	NONE	VERY SILTY

SAMPLE COLLECTION INFORMATION

Analysis	Preservative	Container Requirements	Collected
VOCs (8260B)	None	(2) 40 mL vials collected for analysis by NewAg	X

OBSERVATIONS / NOTES

Hand Auger five feet to clear utilities
Borehole grouted through boring rods
Rig, Rods, and associated tooling decon'd with pressurized steam

Circle if Applicable:

MS/MSD	Duplicate ID No.:

Tetra Tech NUS, Inc. **DPT GROUNDWATER SAMPLE LOG SHEET**

Project Site Name: KSC-LC34
Project No.: 112g06039
Date: 02/08/16

Sample ID: LC34-DPT0458
Location: 21
Sampled By: A. Murphy

DPT SAMPLING DATA

LOCATION ID	LOCATION	DATE	TIME	DEPTH	COLOR	ODOR	COMMENTS
LC34-DPT0458	21	02/08/16	1645	8'	GREY	NONE	SLIGHTLY SILTY
LC34-DPT0458	21	02/08/16	1705	13'	GREY	NONE	SLIGHTLY SILTY
LC34-DPT0458	21	02/08/16	1725	18'	GREY	NONE	SILTY
LC34-DPT0458	21	02/08/16	1745	25'	GREY	NONE	SILTY
LC34-DPT0458	21	02/08/16	1805	32'	BROWN	NONE	SILTY
LC34-DPT0458	21	02/08/16	1825	38'	GREY	NONE	SILTY

SAMPLE COLLECTION INFORMATION

Analysis	Preservative	Container Requirements	Collected
VOCs (8260B)	None	(2) 40 mL vials collected for analysis by NewAg	X

OBSERVATIONS / NOTES

Hand Auger five feet to clear utilities
Borehole grouted through boring rods
Rig, Rods, and associated tooling decon'd with pressurized steam

Circle if Applicable:

MS/MSD | Duplicate ID No.:



Tetra Tech NUS, Inc. **DPT GROUNDWATER SAMPLE LOG SHEET**

Project Site Name: KSC-LC34
Project No.: 112g06039
Date: 02/09/16

Sample ID: LC34-DPT0459
Location: 23
Sampled By: A. Murphy

DPT SAMPLING DATA

LOCATION ID	LOCATION	DATE	TIME	DEPTH	COLOR	ODOR	COMMENTS
LC34-DPT0459	23	02/09/16	0805	8'	GREY	NONE	SILTY
LC34-DPT0459	23	02/09/16	0825	13'	LT GREY	SLT ORG	NO SILT
LC34-DPT0459	23	02/09/16	0845	18'	LT GREY	NONE	NO SILT
LC34-DPT0459	23	02/09/16	0905	25'	GREY	SLT ORG	SLIGHTLY SILTY
LC34-DPT0459	23	02/09/16	0925	32'	LT GREY	SLT ORG	SLIGHTLY SILTY
LC34-DPT0459	23	02/09/16	0945	38'	GREY	NONE	SILTY

SAMPLE COLLECTION INFORMATION

Analysis	Preservative	Container Requirements	Collected
VOCs (8260B)	None	(2) 40 mL vials collected for analysis by NewAg	X

OBSERVATIONS / NOTES

Hand Auger five feet to clear utilities
Borehole grouted through boring rods
Rig, Rods, and associated tooling decon'd with pressurized steam

Circle if Applicable:

MS/MSD | Duplicate ID No.:



Tetra Tech NUS, Inc. **DPT GROUNDWATER SAMPLE LOG SHEET**

Project Site Name: KSC-LC34
Project No.: 112g06039
Date: 02/09/16

Sample ID: LC34-DPT0460
Location: 24
Sampled By: A. Murphy

DPT SAMPLING DATA

LOCATION ID	LOCATION	DATE	TIME	DEPTH	COLOR	ODOR	COMMENTS
LC34-DPT0460	24	02/09/16	1020	8'	GREY	NONE	SILTY
LC34-DPT0460	24	02/09/16	1040	13'	GREY	NONE	SLIGHTLY SILTY
LC34-DPT0460	24	02/09/16	1100	18'	LT GREY	NONE	SILTY
LC34-DPT0460	24	02/09/16	1120	25'	GREY	NONE	SILTY
LC34-DPT0460	24	02/09/16	1140	32'	GREY	NONE	SLIGHTLY SILTY
LC34-DPT0460	24	02/09/16	1200	38'	GREY	NONE	SILTY

SAMPLE COLLECTION INFORMATION

Analysis	Preservative	Container Requirements	Collected
VOCs (8260B)	None	(2) 40 mL vials collected for analysis by NewAg	X

OBSERVATIONS / NOTES

Hand Auger five feet to clear utilities
Borehole grouted through boring rods
Rig, Rods, and associated tooling decon'd with pressurized steam

Circle if Applicable:

MS/MSD	Duplicate ID No.:



Tetra Tech NUS, Inc.

DPT GROUNDWATER SAMPLE LOG SHEET

Project Site Name: KSC-LC34
Project No.: 112g06039
Date: 02/09/16

Sample ID: LC34-DPT0461
Location: 25
Sampled By: A. Murphy

DPT SAMPLING DATA

LOCATION ID	LOCATION	DATE	TIME	DEPTH	COLOR	ODOR	COMMENTS
LC34-DPT0461	25	02/09/16	1235	8'	GREY	NONE	SILTY
LC34-DPT0461	25	02/09/16	1255	13'	GREY	NONE	SILTY
LC34-DPT0461	25	02/09/16	1315	18'	GREY	NONE	SILTY
LC34-DPT0461	25	02/09/16	1405	25'	LT GREY	NONE	SILTY
LC34-DPT0461	25	02/09/16	1425	32'	GREY	NONE	SLIGHTLY SILTY
LC34-DPT0461	25	02/09/16	1445	38'	GREY	NONE	SILTY

SAMPLE COLLECTION INFORMATION

Analysis	Preservative	Container Requirements	Collected
VOCs (8260B)	None	(2) 40 mL vials collected for analysis by NewAg	X

OBSERVATIONS / NOTES

Hand Auger five feet to clear utilities
Borehole grouted through boring rods
Rig, Rods, and associated tooling decon'd with pressurized steam

Circle if Applicable:

MS/MSD | Duplicate ID No.:



Tetra Tech NUS, Inc. **DPT GROUNDWATER SAMPLE LOG SHEET**

Project Site Name: KSC-LC34
Project No.: 112g06039
Date: 02/09/16

Sample ID: LC34-DPT0462
Location: 2
Sampled By: A. Murphy

DPT SAMPLING DATA

LOCATION ID	LOCATION	DATE	TIME	DEPTH	COLOR	ODOR	COMMENTS
LC34-DPT0462	2	02/09/16	1520	8'	LT GREY	NONE	SLIGHTLY SILTY
LC34-DPT0462	2	02/09/16	1540	13'	GREY	NONE	SLIGHTLY SILTY
LC34-DPT0462	2	02/09/16	1600	18'	GREY	NONE	SLIGHTLY SILTY
LC34-DPT0462	2	02/09/16	1620	25'	GREY	NONE	SILTY
LC34-DPT0462	2	02/09/16	1640	32'	GREY	ORGANIC	SLIGHTLY SILTY
LC34-DPT0462	2	02/09/16	1700	38'	GREY	SLT ORG	SLIGHTLY SILTY

SAMPLE COLLECTION INFORMATION

Analysis	Preservative	Container Requirements	Collected
VOCs (8260B)	None	(2) 40 mL vials collected for analysis by NewAg	X

OBSERVATIONS / NOTES

Hand Auger five feet to clear utilities
Borehole grouted through boring rods
Rig, Rods, and associated tooling decon'd with pressurized steam

Circle if Applicable:

MS/MSD	Duplicate ID No.:



Tetra Tech NUS, Inc. **DPT GROUNDWATER SAMPLE LOG SHEET**

Project Site Name: KSC-LC34
Project No.: 112g06039
Date: 02/09/16

Sample ID: LC34-DPT0463
Location: 8
Sampled By: A. Murphy

DPT SAMPLING DATA

LOCATION ID	LOCATION	DATE	TIME	DEPTH	COLOR	ODOR	COMMENTS
LC34-DPT0463	8	02/09/16	1735	8'	LT GREY	NONE	SLIGHTLY SILTY
LC34-DPT0463	8	02/09/16	1745	13'	LT GREY	NONE	SLIGHTLY SILTY
LC34-DPT0463	8	02/09/16	1805	18'	GREY	NONE	SLIGHTLY SILTY
LC34-DPT0463	8	02/10/16	0750	25'	GREY	NONE	SILTY
LC34-DPT0463	8	02/10/16	0810	32'	LT GREY	SLT ORG	NO SILT
LC34-DPT0463	8	02/10/16	0830	38'	LT GREY	SLT ORG	NO SILT

SAMPLE COLLECTION INFORMATION

Analysis	Preservative	Container Requirements	Collected
VOCs (8260B)	None	(2) 40 mL vials collected for analysis by NewAg	X

OBSERVATIONS / NOTES

Hand Auger five feet to clear utilities
Borehole grouted through boring rods
Rig, Rods, and associated tooling decon'd with pressurized steam

Circle if Applicable:

MS/MSD	Duplicate ID No.:



Tetra Tech NUS, Inc. **DPT GROUNDWATER SAMPLE LOG SHEET**

Project Site Name: KSC-LC34
Project No.: 112g06039
Date: 02/10/16

Sample ID: LC34-DPT0464
Location: 10
Sampled By: A. Murphy

DPT SAMPLING DATA

LOCATION ID	LOCATION	DATE	TIME	DEPTH	COLOR	ODOR	COMMENTS
LC34-DPT0464	10	02/10/16	0900	8'	LT GREY	NONE	NO SILT
LC34-DPT0464	10	02/10/16	0920	13'	LT GREY	NONE	NO SILT
LC34-DPT0464	10	02/10/16	0940	18'	GREY	NONE	SLIGHTLY SILTY
LC34-DPT0464	10	02/10/16	1000	25'	GREY	SLT ORG	SLIGHTLY SILTY
LC34-DPT0464	10	02/10/16	1020	32'	GREY	SLT ORG	SLIGHTLY SILTY
LC34-DPT0464	10	02/10/16	1040	38'	GREY	NONE	VERY SILTY

SAMPLE COLLECTION INFORMATION

Analysis	Preservative	Container Requirements	Collected
VOCs (8260B)	None	(2) 40 mL vials collected for analysis by NewAg	X

OBSERVATIONS / NOTES

Hand Auger five feet to clear utilities
Borehole grouted through boring rods
Rig, Rods, and associated tooling decon'd with pressurized steam

Circle if Applicable:

MS/MSD	Duplicate ID No.:

Tetra Tech NUS, Inc. **DPT GROUNDWATER SAMPLE LOG SHEET**

Project Site Name: KSC-LC34
Project No.: 112g06039
Date: 02/10/16

Sample ID: LC34-DPT0465
Location: 4
Sampled By: A. Murphy

DPT SAMPLING DATA

LOCATION ID	LOCATION	DATE	TIME	DEPTH	COLOR	ODOR	COMMENTS
LC34-DPT0465	4	02/10/16	1110	8'	GREY	NONE	SLIGHTLY SILTY
LC34-DPT0465	4	02/10/16	1130	13'	GREY	NONE	SLIGHTLY SILTY
LC34-DPT0465	4	02/10/16	1150	18'	GREY	NONE	SLIGHTLY SILTY
LC34-DPT0465	4	02/10/16	1210	25'	GREY	NONE	SLIGHTLY SILTY
LC34-DPT0465	4	02/10/16	1230	32'	GREY	SLT ORG	SLIGHTLY SILTY
LC34-DPT0465	4	02/10/16	1250	38'	GREY	SLT ORG	SLIGHTLY SILTY

SAMPLE COLLECTION INFORMATION

Analysis	Preservative	Container Requirements	Collected
VOCs (8260B)	None	(2) 40 mL vials collected for analysis by NewAg	X

OBSERVATIONS / NOTES

Hand Auger five feet to clear utilities
Borehole grouted through boring rods
Rig, Rods, and associated tooling decon'd with pressurized steam

Circle if Applicable:

MS/MSD	Duplicate ID No.:

Tetra Tech NUS, Inc. **DPT GROUNDWATER SAMPLE LOG SHEET**

Project Site Name: KSC-LC34
Project No.: 112g06039
Date: 02/10/16

Sample ID: LC34-DPT0466
Location: 6
Sampled By: A. Murphy

DPT SAMPLING DATA

LOCATION ID	LOCATION	DATE	TIME	DEPTH	COLOR	ODOR	COMMENTS
LC34-DPT0466	6	02/10/16	1345	8'	LT GREY	NONE	SLIGHTLY SILTY
LC34-DPT0466	6	02/10/16	1400	13'	GREY	NONE	SLIGHTLY SILTY
LC34-DPT0466	6	02/10/16	1415	18'	GREY	NONE	SLIGHTLY SILTY
LC34-DPT0466	6	02/10/16	1435	25'	GREY	NONE	SLIGHTLY SILTY
LC34-DPT0466	6	02/10/16	1455	32'	LT GREY	ORGANIC	SLIGHTLY SILTY
LC34-DPT0466	6	02/10/16	1515	38'	LT GREY	SLT ORG	SLIGHTLY SILTY

SAMPLE COLLECTION INFORMATION

Analysis	Preservative	Container Requirements	Collected
VOCs (8260B)	None	(2) 40 mL vials collected for analysis by NewAg	X

OBSERVATIONS / NOTES

Hand Auger five feet to clear utilities
Borehole grouted through boring rods
Rig, Rods, and associated tooling decon'd with pressurized steam

Circle if Applicable:

MS/MSD	Duplicate ID No.:

Tetra Tech NUS, Inc. **DPT GROUNDWATER SAMPLE LOG SHEET**

Project Site Name: KSC-LC34
Project No.: 112g06039
Date: 02/10/16

Sample ID: LC34-DPT0467
Location: 1
Sampled By: A. Murphy

DPT SAMPLING DATA

LOCATION ID	LOCATION	DATE	TIME	DEPTH	COLOR	ODOR	COMMENTS
LC34-DPT0467	1	02/10/16	1545	8'	GREY	NONE	SLIGHTLY SILTY
LC34-DPT0467	1	02/10/16	1600	13'	CLEAR	NONE	NO SILT
LC34-DPT0467	1	02/10/16	1620	18'	LT GREY	NONE	LITTLE SILT
LC34-DPT0467	1	02/10/16	1640	25'	LT GREY	SLT ORG	SLIGHTLY SILTY
LC34-DPT0467	1	02/10/16	1700	32'	GREY	NONE	SLIGHTLY SILTY
LC34-DPT0467	1	02/10/16	1720	38'	LT GREY	SLT ORG	LITTLE SILT

SAMPLE COLLECTION INFORMATION

Analysis	Preservative	Container Requirements	Collected
VOCs (8260B)	None	(2) 40 mL vials collected for analysis by NewAg	X

OBSERVATIONS / NOTES

Hand Auger five feet to clear utilities
Borehole grouted through boring rods
Rig, Rods, and associated tooling decon'd with pressurized steam

Circle if Applicable:

MS/MSD	Duplicate ID No.:



Tetra Tech NUS, Inc. **DPT GROUNDWATER SAMPLE LOG SHEET**

Project Site Name: KSC-LC34
Project No.: 112g06039
Date: 02/11/16

Sample ID: LC34-DPT0468
Location: 3
Sampled By: C. Sorden

DPT SAMPLING DATA

LOCATION ID	LOCATION	DATE	TIME	DEPTH	COLOR	ODOR	COMMENTS
LC34-DPT0468	3	02/11/16	0810	8'	GREY	NONE	SILTY
LC34-DPT0468	3	02/11/16	0825	13'	GREY	NONE	
LC34-DPT0468	3	02/11/16	0835	18'	GREY	NONE	
LC34-DPT0468	3	02/11/16	0850	25'	GREY	NONE	
LC34-DPT0468	3	02/11/16	0905	32'	GREY	NONE	
LC34-DPT0468	3	02/11/16	0925	38'	GREY	NONE	

SAMPLE COLLECTION INFORMATION

Analysis	Preservative	Container Requirements	Collected
VOCs (8260B)	None	(2) 40 mL vials collected for analysis by NewAg	X

OBSERVATIONS / NOTES

Hand Auger five feet to clear utilities
Borehole grouted through boring rods
Rig, Rods, and associated tooling decon'd with pressurized steam

Circle if Applicable:

MS/MSD	Duplicate ID No.:



Tetra Tech NUS, Inc.

DPT GROUNDWATER SAMPLE LOG SHEET

Project Site Name: KSC-LC34
Project No.: 112g06039
Date: 02/11/16

Sample ID: LC34-DPT0469
Location: 36
Sampled By: C. Sorden

DPT SAMPLING DATA

LOCATION ID	LOCATION	DATE	TIME	DEPTH	COLOR	ODOR	COMMENTS
LC34-DPT0469	36	02/11/16	1015	8'	GREY	NONE	
LC34-DPT0469	36	02/11/16	1030	13'	GREY	NONE	
LC34-DPT0469	36	02/11/16	1045	18'	GREY	NONE	
LC34-DPT0469	36	02/11/16	1100	25'	GREY	NONE	
LC34-DPT0469	36	02/11/16	1115	32'	GREY	NONE	
LC34-DPT0469	36	02/11/16	1135	38'	GREY	NONE	

SAMPLE COLLECTION INFORMATION

Analysis	Preservative	Container Requirements	Collected
VOCs (8260B)	None	(2) 40 mL vials collected for analysis by NewAg	X

OBSERVATIONS / NOTES

Hand Auger five feet to clear utilities
Borehole grouted through boring rods
Rig, Rods, and associated tooling decon'd with pressurized steam

Circle if Applicable:

MS/MSD	Duplicate ID No.:

Tetra Tech NUS, Inc.

DPT GROUNDWATER SAMPLE LOG SHEET

Project Site Name: KSC-LC34
Project No.: 112g06039
Date: 02/11/16

Sample ID: LC34-DPT0470
Location: 28
Sampled By: C. Sorden

DPT SAMPLING DATA

LOCATION ID	LOCATION	DATE	TIME	DEPTH	COLOR	ODOR	COMMENTS
LC34-DPT0470	28	02/11/16	1205	8'	GREY	NONE	
LC34-DPT0470	28	02/11/16	1220	13'	GREY	NONE	
LC34-DPT0470	28	02/11/16	1235	18'	GREY	NONE	
LC34-DPT0470	28	02/11/16	1310	25'	GREY	NONE	
LC34-DPT0470	28	02/11/16	1325	32'	GREY	NONE	
LC34-DPT0470	28	02/11/16	1345	38'	GREY	NONE	

SAMPLE COLLECTION INFORMATION

Analysis	Preservative	Container Requirements	Collected
VOCs (8260B)	None	(2) 40 mL vials collected for analysis by NewAg	X

OBSERVATIONS / NOTES

Hand Auger five feet to clear utilities
Borehole grouted through boring rods
Rig, Rods, and associated tooling decon'd with pressurized steam

Circle if Applicable:

MS/MSD | Duplicate ID No.:



Tetra Tech NUS, Inc.

DPT GROUNDWATER SAMPLE LOG SHEET

Project Site Name: KSC-LC34
Project No.: 112g06039
Date: 02/11/16

Sample ID: LC34-DPT0471
Location: 27
Sampled By: C.Sorden

DPT SAMPLING DATA

LOCATION ID	LOCATION	DATE	TIME	DEPTH	COLOR	ODOR	COMMENTS
LC34-DPT0471	27	02/11/16	1420	8'	GREY	NONE	
LC34-DPT0471	27	02/11/16	1435	13'	GREY	NONE	
LC34-DPT0471	27	02/11/16	1450	18'	GREY	NONE	
LC34-DPT0471	27	02/11/16	1505	25'	GREY	NONE	
LC34-DPT0471	27	02/11/16	1520	32'	GREY	NONE	
LC34-DPT0471	27	02/11/16	1535	38'	GREY	NONE	

SAMPLE COLLECTION INFORMATION

Analysis	Preservative	Container Requirements	Collected
VOCs (8260B)	None	(2) 40 mL vials collected for analysis by NewAg	X

OBSERVATIONS / NOTES

Hand Auger five feet to clear utilities
Borehole grouted through boring rods
Rig, Rods, and associated tooling decon'd with pressurized steam

Circle if Applicable:

MS/MSD	Duplicate ID No.:

Tetra Tech NUS, Inc. **DPT GROUNDWATER SAMPLE LOG SHEET**

Project Site Name: KSC-LC34
Project No.: 112g06039
Date: 02/11/16

Sample ID: LC34-DPT0472
Location: 29
Sampled By: A. Murphy

DPT SAMPLING DATA

LOCATION ID	LOCATION	DATE	TIME	DEPTH	COLOR	ODOR	COMMENTS
LC34-DPT0472	29	02/11/16	1605	8'	GREY	NONE	
LC34-DPT0472	29	02/11/16	1615	13'	GREY	NONE	
LC34-DPT0472	29	02/11/16	1630	18'	GREY	NONE	
LC34-DPT0472	29	02/11/16	1645	25'	GREY	NONE	
LC34-DPT0472	29	02/11/16	1700	32'	GREY	NONE	
LC34-DPT0472	29	02/11/16	1715	38'	GREY	NONE	

SAMPLE COLLECTION INFORMATION

Analysis	Preservative	Container Requirements	Collected
VOCs (8260B)	None	(2) 40 mL vials collected for analysis by NewAg	X

OBSERVATIONS / NOTES

Hand Auger five feet to clear utilities
Borehole grouted through boring rods
Rig, Rods, and associated tooling decon'd with pressurized steam

Circle if Applicable:

MS/MSD	Duplicate ID No.:

Tetra Tech NUS, Inc. **DPT GROUNDWATER SAMPLE LOG SHEET**

Project Site Name: KSC-LC34
Project No.: 112g06039
Date: 02/12/16

Sample ID: LC34-DPT0473
Location: 30
Sampled By: A. Murphy

DPT SAMPLING DATA

LOCATION ID	LOCATION	DATE	TIME	DEPTH	COLOR	ODOR	COMMENTS
LC34-DPT0473	30	02/12/16	0810	8'	LT GREY	NONE	LITTLE SILT
LC34-DPT0473	30	02/12/16	0825	13'	LT GREY	NONE	NO SILT
LC34-DPT0473	30	02/12/16	0840	18'	LT GREY	NONE	NO SILT
LC34-DPT0473	30	02/12/16	0855	25'	GREY	SLT ORG	SLIGHTLY SILTY
LC34-DPT0473	30	02/12/16	0910	32'	GREY	NONE	SILTY
LC34-DPT0473	30	02/12/16	0925	38'	GREY	NONE	SILTY

SAMPLE COLLECTION INFORMATION

Analysis	Preservative	Container Requirements	Collected
VOCs (8260B)	None	(2) 40 mL vials collected for analysis by NewAg	X

OBSERVATIONS / NOTES

Hand Auger five feet to clear utilities
Borehole grouted through boring rods
Rig, Rods, and associated tooling decon'd with pressurized steam

Circle if Applicable:

MS/MSD	Duplicate ID No.:

Tetra Tech NUS, Inc.

DPT GROUNDWATER SAMPLE LOG SHEET

Project Site Name: KSC-LC34
Project No.: 112g06039
Date: 02/12/16

Sample ID: LC34-DPT0474
Location: 31
Sampled By: A. Murphy

DPT SAMPLING DATA

LOCATION ID	LOCATION	DATE	TIME	DEPTH	COLOR	ODOR	COMMENTS
LC34-DPT0474	31	02/12/16	1000	8'	LT GREY	NONE	NO SILT
LC34-DPT0474	31	02/12/16	1015	13'	LT GREY	NONE	NO SILT
LC34-DPT0474	31	02/12/16	1030	18'	LT GREY	NONE	NO SILT
LC34-DPT0474	31	02/12/16	1045	25'	GREY	SLT ORG	SLIGHTLY SILTY
LC34-DPT0474	31	02/12/16	1100	32'	GREY	NONE	SILTY
LC34-DPT0474	31	02/12/16	1115	38'	GREY	NONE	SILTY

SAMPLE COLLECTION INFORMATION

Analysis	Preservative	Container Requirements	Collected
VOCs (8260B)	None	(2) 40 mL vials collected for analysis by NewAg	X

OBSERVATIONS / NOTES

Hand Auger five feet to clear utilities
Borehole grouted through boring rods
Rig, Rods, and associated tooling decon'd with pressurized steam

Circle if Applicable:

MS/MSD	Duplicate ID No.:

Tetra Tech NUS, Inc. **DPT GROUNDWATER SAMPLE LOG SHEET**

Project Site Name: KSC-LC34
Project No.: 112g06039
Date: 02/12/16

Sample ID: LC34-DPT0475
Location: 20
Sampled By: A. Murphy

DPT SAMPLING DATA

LOCATION ID	LOCATION	DATE	TIME	DEPTH	COLOR	ODOR	COMMENTS
LC34-DPT0475	20	02/12/16	1150	8'	GREY	NONE	LITTLE SILT
LC34-DPT0475	20	02/12/16	1205	13'	GREY	NONE	LITTLE SILT
LC34-DPT0475	20	02/12/16	1220	18'	GREY	NONE	LITTLE SILT
LC34-DPT0475	20	02/12/16	1315	25'	GREY	ORGANIC	LITTLE SILT
LC34-DPT0475	20	02/12/16	1330	32'	GREY	NONE	LITTLE SILT
LC34-DPT0475	20	02/12/16	1345	38'	GREY	NONE	SILT

SAMPLE COLLECTION INFORMATION

Analysis	Preservative	Container Requirements	Collected
VOCs (8260B)	None	(2) 40 mL vials collected for analysis by NewAg	X

OBSERVATIONS / NOTES

Hand Auger five feet to clear utilities
Borehole grouted through boring rods
Rig, Rods, and associated tooling decon'd with pressurized steam

Circle if Applicable:

MS/MSD | Duplicate ID No.:



Tetra Tech NUS, Inc.

DPT GROUNDWATER SAMPLE LOG SHEET

Project Site Name: KSC-LC34
Project No.: 112g06039
Date: 02/12/16

Sample ID: LC34-DPT0476
Location: 13
Sampled By: A. Murphy

DPT SAMPLING DATA

LOCATION ID	LOCATION	DATE	TIME	DEPTH	COLOR	ODOR	COMMENTS
LC34-DPT0476	13	02/12/16	1420	8'	CLEAR	NONE	NO SILT
LC34-DPT0476	13	02/12/16	1435	13'	GREY	NONE	SLIGHTLY SILTY
LC34-DPT0476	13	02/12/16	1450	18'	CLEAR	NONE	NO SILT
LC34-DPT0476	13	02/12/16	1510	25'	LT GREY	SLT ORG	SLIGHTLY SILTY
LC34-DPT0476	13	02/12/16	1530	32'	GREY	NONE	SLIGHTLY SILTY
LC34-DPT0476	13	02/12/16	1550	38'	GREY	NONE	SILTY

SAMPLE COLLECTION INFORMATION

Analysis	Preservative	Container Requirements	Collected
VOCs (8260B)	None	(2) 40 mL vials collected for analysis by NewAg	X

OBSERVATIONS / NOTES

Hand Auger five feet to clear utilities
Borehole grouted through boring rods
Rig, Rods, and associated tooling decon'd with pressurized steam

Circle if Applicable:

MS/MSD	Duplicate ID No.:



Tetra Tech NUS, Inc.

DPT GROUNDWATER SAMPLE LOG SHEET

Project Site Name: KSC-LC34
Project No.: 112g06039
Date: 02/15/16

Sample ID: LC34-DPT0477
Location: 11
Sampled By: A. Murphy

DPT SAMPLING DATA

LOCATION ID	LOCATION	DATE	TIME	DEPTH	COLOR	ODOR	COMMENTS
LC34-DPT0477	11	02/15/16	1005	8'	GREY	NONE	SLIGHTLY SILTY
LC34-DPT0477	11	02/15/16	1020	13'	GREY	NONE	SLIGHTLY SILTY
LC34-DPT0477	11	02/15/16	1035	18'	GREY	NONE	SLIGHTLY SILTY
LC34-DPT0477	11	02/15/16	1050	25'	GREY	SLT ORG	SLIGHTLY SILTY
LC34-DPT0477	11	02/15/16	1105	32'	LT GREY	NONE	SLIGHTLY SILTY
LC34-DPT0477	11	02/15/16	1120	38'	GREY	NONE	SLIGHTLY SILTY

SAMPLE COLLECTION INFORMATION

Analysis	Preservative	Container Requirements	Collected
VOCs (8260B)	None	(2) 40 mL vials collected for analysis by NewAg	X

OBSERVATIONS / NOTES

Hand Auger five feet to clear utilities
Borehole grouted through boring rods
Rig, Rods, and associated tooling decon'd with pressurized steam

Circle if Applicable:

MS/MSD	Duplicate ID No.:



Tetra Tech NUS, Inc. **DPT GROUNDWATER SAMPLE LOG SHEET**

Project Site Name: KSC-LC34
Project No.: 112g06039
Date: 02/15/16

Sample ID: LC34-DPT0478
Location: 15
Sampled By: A. Murphy

DPT SAMPLING DATA

LOCATION ID	LOCATION	DATE	TIME	DEPTH	COLOR	ODOR	COMMENTS
LC34-DPT0478	15	02/15/16	1150	8'	LT GREY	NONE	NO SILT
LC34-DPT0478	15	02/15/16	1205	13'	LT GREY	NONE	NO SILT
LC34-DPT0478	15	02/15/16	1220	18'	LT GREY	NONE	SLIGHTLY SILTY
LC34-DPT0478	15	02/15/16	1235	25'	GREY	NONE	SLIGHTLY SILTY
LC34-DPT0478	15	02/15/16	1250	32'	GREY	NONE	SLIGHTLY SILTY
LC34-DPT0478	15	02/15/16	1305	38'	GREY	NONE	SILTY

SAMPLE COLLECTION INFORMATION

Analysis	Preservative	Container Requirements	Collected
VOCs (8260B)	None	(2) 40 mL vials collected for analysis by NewAg	X

OBSERVATIONS / NOTES

Hand Auger five feet to clear utilities
Borehole grouted through boring rods
Rig, Rods, and associated tooling decon'd with pressurized steam

Circle if Applicable:

MS/MSD | Duplicate ID No.:



Tetra Tech NUS, Inc.

DPT GROUNDWATER SAMPLE LOG SHEET

Project Site Name: KSC-LC34
Project No.: 112g06039
Date: 02/15/16

Sample ID: LC34-DPT0479
Location: 7
Sampled By: A. Murphy

DPT SAMPLING DATA

LOCATION ID	LOCATION	DATE	TIME	DEPTH	COLOR	ODOR	COMMENTS
LC34-DPT0479	7	02/15/16	1440	8'	GREY	NONE	SILTY
LC34-DPT0479	7	02/15/16	1455	13'	GREY	NONE	SILTY
LC34-DPT0479	7	02/15/16	1510	18'	GREY	NONE	SILTY
LC34-DPT0479	7	02/15/16	1525	25'	LT GREY	NONE	NO SILT
LC34-DPT0479	7	02/15/16	1540	32'	LT GREY	ORGANIC	LITTLE SILT
LC34-DPT0479	7	02/15/16	1555	38'	LT GREY	ORGANIC	NO SILT

SAMPLE COLLECTION INFORMATION

Analysis	Preservative	Container Requirements	Collected
VOCs (8260B)	None	(2) 40 mL vials collected for analysis by NewAg	X

OBSERVATIONS / NOTES

Hand Auger five feet to clear utilities
Borehole grouted through boring rods
Rig, Rods, and associated tooling decon'd with pressurized steam

Circle if Applicable:

MS/MSD	Duplicate ID No.:

Tetra Tech NUS, Inc. **DPT GROUNDWATER SAMPLE LOG SHEET**

Project Site Name: KSC-LC34
Project No.: 112g06039
Date: 02/15/16

Sample ID: LC34-DPT0480
Location: 12
Sampled By: A. Murphy

DPT SAMPLING DATA

LOCATION ID	LOCATION	DATE	TIME	DEPTH	COLOR	ODOR	COMMENTS
LC34-DPT0480	12	02/15/16	1625	8'	GREY	NONE	NO SILT
LC34-DPT0480	12	02/15/16	1640	13'	GREY	NONE	NO SILT
LC34-DPT0480	12	02/15/16	1655	18'	GREY	NONE	SILTY
LC34-DPT0480	12	02/15/16	1710	25'	GREY	NONE	SLIGHTLY SILTY
LC34-DPT0480	12	02/15/16	1725	32'	GREY	NONE	SLIGHTLY SILTY
LC34-DPT0480	12	02/16/16	0750	38'	GREY	NONE	SLIGHTLY SILTY

SAMPLE COLLECTION INFORMATION

Analysis	Preservative	Container Requirements	Collected
VOCs (8260B)	None	(2) 40 mL vials collected for analysis by NewAg	X

OBSERVATIONS / NOTES

Hand Auger five feet to clear utilities
Borehole grouted through boring rods
Rig, Rods, and associated tooling decon'd with pressurized steam

Circle if Applicable:

MS/MSD	Duplicate ID No.:

Tetra Tech NUS, Inc.

DPT GROUNDWATER SAMPLE LOG SHEET

Project Site Name: KSC-LC34
Project No.: 112g06039
Date: 02/16/16

Sample ID: LC34-DPT0481
Location: 5
Sampled By: A. Murphy

DPT SAMPLING DATA

LOCATION ID	LOCATION	DATE	TIME	DEPTH	COLOR	ODOR	COMMENTS
LC34-DPT0481	5	02/16/16	0825	8'	GREY	NONE	SILTY
LC34-DPT0481	5	02/16/16	0840	13'	GREY	NONE	SILTY
LC34-DPT0481	5	02/16/16	0855	18'	GREY	NONE	SLIGHTLY SILTY
LC34-DPT0481	5	02/16/16	0910	25'	LT GREY	NONE	SLIGHTLY SILTY
LC34-DPT0481	5	02/16/16	0925	32'	LT GREY	NONE	SLIGHTLY SILTY
LC34-DPT0481	5	02/16/16	0940	38'	GREY	NONE	SILTY

SAMPLE COLLECTION INFORMATION

Analysis	Preservative	Container Requirements	Collected
VOCs (8260B)	None	(2) 40 mL vials collected for analysis by NewAg	X

OBSERVATIONS / NOTES

Hand Auger five feet to clear utilities
Borehole grouted through boring rods
Rig, Rods, and associated tooling decon'd with pressurized steam

Circle if Applicable:

MS/MSD	Duplicate ID No.:

Tetra Tech NUS, Inc. **DPT GROUNDWATER SAMPLE LOG SHEET**

Project Site Name: KSC-LC34
Project No.: 112g06039
Date: 02/16/16

Sample ID: LC34-DPT0482
Location: 14
Sampled By: A. Murphy/C.Sorden

DPT SAMPLING DATA

LOCATION ID	LOCATION	DATE	TIME	DEPTH	COLOR	ODOR	COMMENTS
LC34-DPT0482	14	02/16/16	1015	8'	GREY	NONE	SLIGHTLY SILTY
LC34-DPT0482	14	02/16/16	1030	13'	GREY	NONE	SLIGHTLY SILTY
LC34-DPT0482	14	02/16/16	1045	18'	CLEAR	NONE	NO SILT
LC34-DPT0482	14	02/16/16	1100	25'	GREY	NONE	SLIGHTLY SILTY
LC34-DPT0482	14	02/16/16	1115	32'	GREY	NONE	SLIGHTLY SILTY
LC34-DPT0482	14	02/16/16	1130	38'	GREY	NONE	SLIGHTLY SILTY

SAMPLE COLLECTION INFORMATION

Analysis	Preservative	Container Requirements	Collected
VOCs (8260B)	None	(2) 40 mL vials collected for analysis by NewAg	X

OBSERVATIONS / NOTES

Hand Auger five feet to clear utilities
Borehole grouted through boring rods
Rig, Rods, and associated tooling decon'd with pressurized steam



Circle if Applicable:

MS/MSD	Duplicate ID No.:



Tetra Tech NUS, Inc.

DPT GROUNDWATER SAMPLE LOG SHEET

Project Site Name: KSC-LC34
Project No.: 112g06039
Date: 02/16/16

Sample ID: LC34-DPT0483
Location: 33
Sampled By: C. Sorden

DPT SAMPLING DATA

LOCATION ID	LOCATION	DATE	TIME	DEPTH	COLOR	ODOR	COMMENTS
LC34-DPT0483	33	02/16/16	1215	8'	GREY	NONE	
LC34-DPT0483	33	02/16/16	1225	13'	GREY	NONE	
LC34-DPT0483	33	02/16/16	1240	18'	GREY	NONE	
LC34-DPT0483	33	02/16/16	1255	25'	GREY	NONE	
LC34-DPT0483	33	02/16/16	1325	32'	GREY	NONE	
LC34-DPT0483	33	02/16/16	1340	38'	GREY	NONE	

SAMPLE COLLECTION INFORMATION

Analysis	Preservative	Container Requirements	Collected
VOCs (8260B)	None	(2) 40 mL vials collected for analysis by NewAg	X

OBSERVATIONS / NOTES

Hand Auger five feet to clear utilities
Borehole grouted through boring rods
Rig, Rods, and associated tooling decon'd with pressurized steam

Circle if Applicable:

MS/MSD	Duplicate ID No.:

Tetra Tech NUS, Inc.

DPT GROUNDWATER SAMPLE LOG SHEET

Project Site Name: KSC-LC34
Project No.: 112g06039
Date: 02/16/16

Sample ID: LC34-DPT0484
Location: 26
Sampled By: C. Sorden

DPT SAMPLING DATA

LOCATION ID	LOCATION	DATE	TIME	DEPTH	COLOR	ODOR	COMMENTS
LC34-DPT0484	26	02/16/16	1405	8'	GREY	NONE	
LC34-DPT0484	26	02/16/16	1415	13'	GREY	NONE	
LC34-DPT0484	26	02/16/16	1430	18'	GREY	NONE	
LC34-DPT0484	26	02/16/16	1445	25'	GREY	NONE	
LC34-DPT0484	26	02/16/16	1500	32'	GREY	NONE	
LC34-DPT0484	26	02/16/16	1515	38'	GREY	NONE	

SAMPLE COLLECTION INFORMATION

Analysis	Preservative	Container Requirements	Collected
VOCs (8260B)	None	(2) 40 mL vials collected for analysis by NewAg	X

OBSERVATIONS / NOTES

Hand Auger five feet to clear utilities
Borehole grouted through boring rods
Rig, Rods, and associated tooling decon'd with pressurized steam

Circle if Applicable:

MS/MSD	Duplicate ID No.:

Tetra Tech NUS, Inc.

DPT GROUNDWATER SAMPLE LOG SHEET

Project Site Name: KSC-LC34
Project No.: 112g06039
Date: 05/16/16

Sample ID: LC34-DPT0485
Location: 14
Sampled By: A. Murphy

DPT SAMPLING DATA

LOCATION ID	LOCATION	DATE	TIME	DEPTH	COLOR	ODOR	COMMENTS
LC34-DPT0485	14	05/16/16	1205	8'	GREY	NONE	Slightly Silty
LC34-DPT0485	14	05/16/16	1215	13'	GREY	NONE	Slightly Silty
LC34-DPT0485	14	05/16/16	1230	18'	GREY	NONE	Slightly Silty

SAMPLE COLLECTION INFORMATION

Analysis	Preservative	Container Requirements	Collected
VOCs (8260B)	None	(2) 40 mL vials collected for analysis by NewAg	X

OBSERVATIONS / NOTES

Hand Auger five feet to clear utilities
Borehole grouted through boring rods
Rig, Rods, and associated tooling decon'd with pressurized steam

Circle if Applicable:

MS/MSD	Duplicate ID No.:



Tetra Tech NUS, Inc.

DPT GROUNDWATER SAMPLE LOG SHEET

Project Site Name: KSC-LC34
Project No.: 112g06039
Date: 05/16/16

Sample ID: LC34-DPT0486
Location: 13
Sampled By: A. Murphy

DPT SAMPLING DATA

LOCATION ID	LOCATION	DATE	TIME	DEPTH	COLOR	ODOR	COMMENTS
LC34-DPT0486	13	05/16/16	1335	8'	LT GREY	NONE	Slightly Silty
LC34-DPT0486	13	05/16/16	1345	13'	LT BROWN	NONE	Slightly Silty

SAMPLE COLLECTION INFORMATION

Analysis	Preservative	Container Requirements	Collected
VOCs (8260B)	None	(2) 40 mL vials collected for analysis by NewAg	X

OBSERVATIONS / NOTES

Hand Auger five feet to clear utilities
Borehole grouted through boring rods
Rig, Rods, and associated tooling decon'd with pressurized steam

Circle if Applicable:

MS/MSD	Duplicate ID No.:



Tetra Tech NUS, Inc.

DPT GROUNDWATER SAMPLE LOG SHEET

Project Site Name: KSC-LC34
Project No.: 112g06039
Date: 05/16/16

Sample ID: LC34-DPT0487
Location: 12
Sampled By: A. Murphy

DPT SAMPLING DATA

LOCATION ID	LOCATION	DATE	TIME	DEPTH	COLOR	ODOR	COMMENTS
LC34-DPT0487	12	05/16/16	1435	8'	GREY	NONE	Slightly Silty
LC34-DPT0487	12	05/16/16	1445	13'	GREY	NONE	Slightly Silty

SAMPLE COLLECTION INFORMATION

Analysis	Preservative	Container Requirements	Collected
VOCs (8260B)	None	(2) 40 mL vials collected for analysis by NewAg	X

OBSERVATIONS / NOTES

Hand Auger five feet to clear utilities
Borehole grouted through boring rods
Rig, Rods, and associated tooling decon'd with pressurized steam

Circle if Applicable:

MS/MSD	Duplicate ID No.:



Tetra Tech NUS, Inc.

DPT GROUNDWATER SAMPLE LOG SHEET

Project Site Name: KSC-LC34
Project No.: 112g06039
Date: 05/16/16

Sample ID: LC34-DPT0488
Location: 11
Sampled By: A. Murphy

DPT SAMPLING DATA

LOCATION ID	LOCATION	DATE	TIME	DEPTH	COLOR	ODOR	COMMENTS
LC34-DPT0488	11	05/16/16	1510	8'	GREY	NONE	Slightly Silty
LC34-DPT0488	11	05/16/16	1520	13'	GREY	NONE	Slightly Silty

SAMPLE COLLECTION INFORMATION

Analysis	Preservative	Container Requirements	Collected
VOCs (8260B)	None	(2) 40 mL vials collected for analysis by NewAg	X

OBSERVATIONS / NOTES

Hand Auger five feet to clear utilities
Borehole grouted through boring rods
Rig, Rods, and associated tooling decon'd with pressurized steam

Circle if Applicable:

MS/MSD	Duplicate ID No.:



Tetra Tech NUS, Inc.

DPT GROUNDWATER SAMPLE LOG SHEET

Project Site Name: KSC-LC34
Project No.: 112g06039
Date: 05/16/16

Sample ID: LC34-DPT0489
Location: 4
Sampled By: A. Murphy

DPT SAMPLING DATA

LOCATION ID	LOCATION	DATE	TIME	DEPTH	COLOR	ODOR	COMMENTS
LC34-DPT0489	4	05/16/16	1540	8'	LT GREY	NONE	Slightly Silty
LC34-DPT0489	4	05/16/16	1550	13'	LT GREY	NONE	

SAMPLE COLLECTION INFORMATION

Analysis	Preservative	Container Requirements	Collected
VOCs (8260B)	None	(2) 40 mL vials collected for analysis by NewAg	X

OBSERVATIONS / NOTES

Hand Auger five feet to clear utilities
Borehole grouted through boring rods
Rig, Rods, and associated tooling decon'd with pressurized steam

Circle if Applicable:

MS/MSD	Duplicate ID No.:



Tetra Tech NUS, Inc. **DPT GROUNDWATER SAMPLE LOG SHEET**

Project Site Name: KSC-LC34
Project No.: 112g06039
Date: 05/16/16

Sample ID: LC34-DPT0490
Location: 5
Sampled By: A. Murphy

DPT SAMPLING DATA

LOCATION ID	LOCATION	DATE	TIME	DEPTH	COLOR	ODOR	COMMENTS
LC34-DPT0490	5	05/16/16	1610	8'	LT GREY	NONE	Slightly Silty
LC34-DPT0490	5	05/16/16	1620	13'	LT GREY	NONE	

SAMPLE COLLECTION INFORMATION

Analysis	Preservative	Container Requirements	Collected
VOCs (8260B)	None	(2) 40 mL vials collected for analysis by NewAg	X

OBSERVATIONS / NOTES

Hand Auger five feet to clear utilities
Borehole grouted through boring rods
Rig, Rods, and associated tooling decon'd with pressurized steam

Circle if Applicable:

MS/MSD	Duplicate ID No.:



Tetra Tech NUS, Inc. **DPT GROUNDWATER SAMPLE LOG SHEET**

Project Site Name: KSC-LC34
Project No.: 112g06039
Date: 05/16/16

Sample ID: LC34-DPT0491
Location: 7
Sampled By: A. Murphy

DPT SAMPLING DATA

LOCATION ID	LOCATION	DATE	TIME	DEPTH	COLOR	ODOR	COMMENTS
LC34-DPT0491	7	05/16/16	1715	8'	LT GREY	NONE	Little/No Silt
LC34-DPT0491	7	05/16/16	1725	13'	LT GREY	NONE	Little/No Silt

SAMPLE COLLECTION INFORMATION

Analysis	Preservative	Container Requirements	Collected
VOCs (8260B)	None	(2) 40 mL vials collected for analysis by NewAg	X

OBSERVATIONS / NOTES

Hand Auger five feet to clear utilities
Borehole grouted through boring rods
Rig, Rods, and associated tooling decon'd with pressurized steam

Circle if Applicable:

MS/MSD	Duplicate ID No.:



Tetra Tech NUS, Inc. **DPT GROUNDWATER SAMPLE LOG SHEET**

Project Site Name: KSC-LC34
Project No.: 112g06039
Date: 05/16/16

Sample ID: LC34-DPT0492
Location: 8
Sampled By: A. Murphy

DPT SAMPLING DATA

LOCATION ID	LOCATION	DATE	TIME	DEPTH	COLOR	ODOR	COMMENTS
LC34-DPT0492	8	05/16/16	1750	8'	LT GREY	NONE	Little/No Silt
LC34-DPT0492	8	05/16/16	1800	13'	LT GREY	NONE	Little/No Silt

SAMPLE COLLECTION INFORMATION

Analysis	Preservative	Container Requirements	Collected
VOCs (8260B)	None	(2) 40 mL vials collected for analysis by NewAg	X

OBSERVATIONS / NOTES

Hand Auger five feet to clear utilities
Borehole grouted through boring rods
Rig, Rods, and associated tooling decon'd with pressurized steam

Circle if Applicable:

MS/MSD	Duplicate ID No.:



Tetra Tech NUS, Inc. **DPT GROUNDWATER SAMPLE LOG SHEET**

Project Site Name: KSC-LC34
Project No.: 112g06039
Date: 05/16/16

Sample ID: LC34-DPT0493
Location: 9
Sampled By: A. Murphy

DPT SAMPLING DATA

LOCATION ID	LOCATION	DATE	TIME	DEPTH	COLOR	ODOR	COMMENTS
LC34-DPT0493	9	05/16/16	1820	8'	LT GREY	NONE	Little/No Silt
LC34-DPT0493	9	05/16/16	1830	13'	LT GREY	NONE	Little/No Silt

SAMPLE COLLECTION INFORMATION

Analysis	Preservative	Container Requirements	Collected
VOCs (8260B)	None	(2) 40 mL vials collected for analysis by NewAg	X

OBSERVATIONS / NOTES

Hand Auger five feet to clear utilities
Borehole grouted through boring rods
Rig, Rods, and associated tooling decon'd with pressurized steam

Circle if Applicable:

MS/MSD	Duplicate ID No.:

Tetra Tech NUS, Inc. **DPT GROUNDWATER SAMPLE LOG SHEET**

Project Site Name: KSC-LC34
Project No.: 112g06039
Date: 05/17/16

Sample ID: LC34-DPT0494
Location: 10
Sampled By: A. Murphy

DPT SAMPLING DATA

LOCATION ID	LOCATION	DATE	TIME	DEPTH	COLOR	ODOR	COMMENTS
LC34-DPT0494	10	05/17/16	0745	8'	LT GREY	NONE	Little/No Silt
LC34-DPT0494	10	05/17/16	0755	13'	LT GREY	NONE	Little/No Silt

SAMPLE COLLECTION INFORMATION

Analysis	Preservative	Container Requirements	Collected
VOCs (8260B)	None	(2) 40 mL vials collected for analysis by NewAg	X

OBSERVATIONS / NOTES

Hand Auger five feet to clear utilities
Borehole grouted through boring rods
Rig, Rods, and associated tooling decon'd with pressurized steam

Circle if Applicable:

MS/MSD	Duplicate ID No.:



Tetra Tech NUS, Inc.

DPT GROUNDWATER SAMPLE LOG SHEET

Project Site Name: KSC-LC34
Project No.: 112g06039
Date: 05/17/16

Sample ID: LC34-DPT0495
Location: 15
Sampled By: A. Murphy

DPT SAMPLING DATA

LOCATION ID	LOCATION	DATE	TIME	DEPTH	COLOR	ODOR	COMMENTS
LC34-DPT0495	15	05/17/16	0815	8'	LT GREY	NONE	Little/No Silt
LC34-DPT0495	15	05/17/16	0825	13'	LT GREY	NONE	Little/No Silt

SAMPLE COLLECTION INFORMATION

Analysis	Preservative	Container Requirements	Collected
VOCs (8260B)	None	(2) 40 mL vials collected for analysis by NewAg	X

OBSERVATIONS / NOTES

Hand Auger five feet to clear utilities
Borehole grouted through boring rods
Rig, Rods, and associated tooling decon'd with pressurized steam

Circle if Applicable:

MS/MSD	Duplicate ID No.:



Tetra Tech NUS, Inc. **DPT GROUNDWATER SAMPLE LOG SHEET**

Project Site Name: KSC-LC34
Project No.: 112g06039
Date: 05/17/16

Sample ID: LC34-DPT0496
Location: 16
Sampled By: A. Murphy

DPT SAMPLING DATA

LOCATION ID	LOCATION	DATE	TIME	DEPTH	COLOR	ODOR	COMMENTS
LC34-DPT0496	16	05/17/16	0845	8'	LT GREY	NONE	Little/No Silt
LC34-DPT0496	16	05/17/16	0855	13'	LT GREY	NONE	Little/No Silt

SAMPLE COLLECTION INFORMATION

Analysis	Preservative	Container Requirements	Collected
VOCs (8260B)	None	(2) 40 mL vials collected for analysis by NewAg	X

OBSERVATIONS / NOTES

Hand Auger five feet to clear utilities
Borehole grouted through boring rods
Rig, Rods, and associated tooling decon'd with pressurized steam

Circle if Applicable:

MS/MSD	Duplicate ID No.:



Tetra Tech NUS, Inc. **DPT GROUNDWATER SAMPLE LOG SHEET**

Project Site Name: KSC-LC34
Project No.: 112g06039
Date: 05/17/16

Sample ID: LC34-DPT0497
Location: 17
Sampled By: A. Murphy

DPT SAMPLING DATA

LOCATION ID	LOCATION	DATE	TIME	DEPTH	COLOR	ODOR	COMMENTS
LC34-DPT0497	17	05/17/16	0915	8'	LT GREY	NONE	Little/No Silt
LC34-DPT0497	17	05/17/16	0925	13'	LT GREY	NONE	Little/No Silt

SAMPLE COLLECTION INFORMATION

Analysis	Preservative	Container Requirements	Collected
VOCs (8260B)	None	(2) 40 mL vials collected for analysis by NewAg	X

OBSERVATIONS / NOTES

Hand Auger five feet to clear utilities
Borehole grouted through boring rods
Rig, Rods, and associated tooling decon'd with pressurized steam

Circle if Applicable:

MS/MSD	Duplicate ID No.:



Tetra Tech NUS, Inc.

DPT GROUNDWATER SAMPLE LOG SHEET

Project Site Name: KSC-LC34
Project No.: 112g06039
Date: 05/17/16

Sample ID: LC34-DPT0498
Location: 18
Sampled By: A. Murphy

DPT SAMPLING DATA

LOCATION ID	LOCATION	DATE	TIME	DEPTH	COLOR	ODOR	COMMENTS
LC34-DPT0498	18	05/17/16	1010	8'	GREY	NONE	Silty
LC34-DPT0498	18	05/17/16	1020	13'	LT GREY	NONE	Little/No Silt
LC34-DPT0498	18	05/17/16	1035	18'	GREY	NONE	Silty

SAMPLE COLLECTION INFORMATION

Analysis	Preservative	Container Requirements	Collected
VOCs (8260B)	None	(2) 40 mL vials collected for analysis by NewAg	X

OBSERVATIONS / NOTES

Hand Auger five feet to clear utilities
Borehole grouted through boring rods
Rig, Rods, and associated tooling decon'd with pressurized steam

Circle if Applicable:

MS/MSD	Duplicate ID No.:



Tetra Tech NUS, Inc. **DPT GROUNDWATER SAMPLE LOG SHEET**

Project Site Name: KSC-LC34
Project No.: 112g06039
Date: 05/17/16

Sample ID: LC34-DPT0499
Location: 21
Sampled By: A. Murphy

DPT SAMPLING DATA

LOCATION ID	LOCATION	DATE	TIME	DEPTH	COLOR	ODOR	COMMENTS
LC34-DPT0499	21	05/17/16	1100	8'	LT GREY	NONE	NO SILT
LC34-DPT0499	21	05/17/16	1110	13'	LT GREY	NONE	NO SILT
LC34-DPT0499	21	05/17/16	1125	18'	GREY	NONE	SILTY
LC34-DPT0499	21	05/17/16	1140	25'	GREY	NONE	SILTY
LC34-DPT0499	21	05/17/16	1155	32'	GREY	NONE	SLIGHTLY SILTY
LC34-DPT0499	21	05/17/16	1210	38'	GREY	NONE	SLIGHTLY SILTY

SAMPLE COLLECTION INFORMATION

Analysis	Preservative	Container Requirements	Collected
VOCs (8260B)	None	(2) 40 mL vials collected for analysis by NewAg	X

OBSERVATIONS / NOTES

Hand Auger five feet to clear utilities
Borehole grouted through boring rods
Rig, Rods, and associated tooling decon'd with pressurized steam

Circle if Applicable:

MS/MSD	Duplicate ID No.:



Tetra Tech NUS, Inc.

DPT GROUNDWATER SAMPLE LOG SHEET

Project Site Name: KSC-LC34
Project No.: 112g06039
Date: 05/17/16

Sample ID: LC34-DPT0500
Location: 26
Sampled By: A. Murphy

DPT SAMPLING DATA

LOCATION ID	LOCATION	DATE	TIME	DEPTH	COLOR	ODOR	COMMENTS
LC34-DPT0500	26	05/17/16	1555	32'	GREY	NONE	SLIGHTLY SILTY

SAMPLE COLLECTION INFORMATION

Analysis	Preservative	Container Requirements	Collected
VOCs (8260B)	None	(2) 40 mL vials collected for analysis by NewAg	X

OBSERVATIONS / NOTES

Hand Auger five feet to clear utilities
Borehole grouted through boring rods
Rig, Rods, and associated tooling decon'd with pressurized steam

Circle if Applicable:

MS/MSD	Duplicate ID No.:



Tetra Tech NUS, Inc.

DPT GROUNDWATER SAMPLE LOG SHEET

Project Site Name: KSC-LC34
Project No.: 112g06039
Date: 05/17/16

Sample ID: LC34-DPT0501
Location: 27
Sampled By: A. Murphy

DPT SAMPLING DATA

LOCATION ID	LOCATION	DATE	TIME	DEPTH	COLOR	ODOR	COMMENTS
LC34-DPT0501	27	05/17/16	1615	8'	GREY	NONE	SLIGHTLY SILTY
LC34-DPT0501	27	05/17/16	1625	13'	CLEAR	NONE	NO SILT
LC34-DPT0501	27	05/17/16	1640	18'	CLEAR	NONE	NO SILT
LC34-DPT0501	27	05/17/16	1655	25'	GREY	NONE	SILTY

SAMPLE COLLECTION INFORMATION

Analysis	Preservative	Container Requirements	Collected
VOCs (8260B)	None	(2) 40 mL vials collected for analysis by NewAg	X

OBSERVATIONS / NOTES

Hand Auger five feet to clear utilities
Borehole grouted through boring rods
Rig, Rods, and associated tooling decon'd with pressurized steam

Circle if Applicable:

MS/MSD	Duplicate ID No.:



Tetra Tech NUS, Inc. **DPT GROUNDWATER SAMPLE LOG SHEET**

Project Site Name: KSC-LC34
Project No.: 112g06039
Date: 05/18/16

Sample ID: LC34-DPT0502
Location: 29
Sampled By: A. Murphy

DPT SAMPLING DATA

LOCATION ID	LOCATION	DATE	TIME	DEPTH	COLOR	ODOR	COMMENTS
LC34-DPT0502	29	05/18/16	0720	8'	LT GREY	NONE	LITTLE SILT
LC34-DPT0502	29	05/18/16	0730	13'	LT GREY	NONE	SILTY
LC34-DPT0502	29	05/18/16	0745	18'	GREY	NONE	SILTY
LC34-DPT0502	29	05/18/16	0800	25'	GREY	NONE	SILTY

SAMPLE COLLECTION INFORMATION

Analysis	Preservative	Container Requirements	Collected
VOCs (8260B)	None	(2) 40 mL vials collected for analysis by NewAg	X

OBSERVATIONS / NOTES

Hand Auger five feet to clear utilities
Borehole grouted through boring rods
Rig, Rods, and associated tooling decon'd with pressurized steam

Circle if Applicable:

MS/MSD	Duplicate ID No.:



Tetra Tech NUS, Inc. **DPT GROUNDWATER SAMPLE LOG SHEET**

Project Site Name: KSC-LC34
Project No.: 112g06039
Date: 05/18/16

Sample ID: LC34-DPT0503
Location: 28
Sampled By: A. Murphy

DPT SAMPLING DATA

LOCATION ID	LOCATION	DATE	TIME	DEPTH	COLOR	ODOR	COMMENTS
LC34-DPT0503	28	05/18/16	0835	8'	GREY	NONE	SLIGHTLY SILTY
LC34-DPT0503	28	05/18/16	0845	13'	GREY	NONE	SLIGHTLY SILTY
LC34-DPT0503	28	05/18/16	0900	18'	DK GREY	NONE	VERY SILTY
LC34-DPT0503	28	05/18/16	0915	25'	LT GREY	NONE	SLIGHTLY SILTY
LC34-DPT0503	28	05/18/16	0930	32'	DK GREY	NONE	VERY SILTY

SAMPLE COLLECTION INFORMATION

Analysis	Preservative	Container Requirements	Collected
VOCs (8260B)	None	(2) 40 mL vials collected for analysis by NewAg	X

OBSERVATIONS / NOTES

Hand Auger five feet to clear utilities
Borehole grouted through boring rods
Rig, Rods, and associated tooling decon'd with pressurized steam

Circle if Applicable:

MS/MSD	Duplicate ID No.:

Tetra Tech NUS, Inc. **DPT GROUNDWATER SAMPLE LOG SHEET**

Project Site Name: KSC-LC34
Project No.: 112g06039
Date: 05/18/16

Sample ID: LC34-DPT0504
Location: 24
Sampled By: A. Murphy

DPT SAMPLING DATA

LOCATION ID	LOCATION	DATE	TIME	DEPTH	COLOR	ODOR	COMMENTS
LC34-DPT0504	24	05/18/16	0955	8'	LT GREY	NONE	LITTLE SILT
LC34-DPT0504	24	05/18/16	1005	13'	GREY	NONE	SLIGHTLY SILTY
LC34-DPT0504	24	05/18/16	1020	18'	GREY	NONE	SLIGHTLY SILTY
LC34-DPT0504	24	05/18/16	1035	25'	GREY	NONE	SLIGHTLY SILTY
LC34-DPT0504	24	05/18/16	1050	32'	GREY	NONE	SLIGHTLY SILTY

SAMPLE COLLECTION INFORMATION

Analysis	Preservative	Container Requirements	Collected
VOCs (8260B)	None	(2) 40 mL vials collected for analysis by NewAg	X

OBSERVATIONS / NOTES

Hand Auger five feet to clear utilities
Borehole grouted through boring rods
Rig, Rods, and associated tooling decon'd with pressurized steam

Circle if Applicable:

MS/MSD	Duplicate ID No.:



Tetra Tech NUS, Inc. **DPT GROUNDWATER SAMPLE LOG SHEET**

Project Site Name: KSC-LC34
Project No.: 112g06039
Date: 05/18/16

Sample ID: LC34-DPT0505
Location: 23
Sampled By: A. Murphy

DPT SAMPLING DATA

LOCATION ID	LOCATION	DATE	TIME	DEPTH	COLOR	ODOR	COMMENTS
LC34-DPT0505	23	05/18/16	1130	8'	CLEAR	NONE	NO SILT
LC34-DPT0505	23	05/18/16	1140	13'	GREY	NONE	SILTY
LC34-DPT0505	23	05/18/16	1155	18'	GREY	NONE	SILTY
LC34-DPT0505	23	05/18/16	1210	25'	GREY	NONE	SILTY

SAMPLE COLLECTION INFORMATION

Analysis	Preservative	Container Requirements	Collected
VOCs (8260B)	None	(2) 40 mL vials collected for analysis by NewAg	X

OBSERVATIONS / NOTES

Hand Auger five feet to clear utilities
Borehole grouted through boring rods
Rig, Rods, and associated tooling decon'd with pressurized steam

Circle if Applicable:

MS/MSD	Duplicate ID No.:



Tetra Tech NUS, Inc. **DPT GROUNDWATER SAMPLE LOG SHEET**

Project Site Name: KSC-LC34
Project No.: 112g06039
Date: 05/18/16

Sample ID: LC34-DPT0506
Location: 20
Sampled By: A. Murphy

DPT SAMPLING DATA

LOCATION ID	LOCATION	DATE	TIME	DEPTH	COLOR	ODOR	COMMENTS
LC34-DPT0506	20	05/18/16	1340	8'	GREY	NONE	SILTY
LC34-DPT0506	20	05/18/16	1350	13'	GREY	NONE	SILTY
LC34-DPT0506	20	05/18/16	1405	18'	GREY	NONE	SILTY
LC34-DPT0506	20	05/18/16	1420	25'	GREY	NONE	SLIGHTLY SILTY

SAMPLE COLLECTION INFORMATION

Analysis	Preservative	Container Requirements	Collected
VOCs (8260B)	None	(2) 40 mL vials collected for analysis by NewAg	X

OBSERVATIONS / NOTES

Hand Auger five feet to clear utilities
Borehole grouted through boring rods
Rig, Rods, and associated tooling decon'd with pressurized steam

Circle if Applicable:

MS/MSD	Duplicate ID No.:

Tetra Tech NUS, Inc.

DPT GROUNDWATER SAMPLE LOG SHEET

Project Site Name: KSC-LC34
Project No.: 112g06039
Date: 05/18/16

Sample ID: LC34-DPT0507
Location: 19
Sampled By: A. Murphy

DPT SAMPLING DATA

LOCATION ID	LOCATION	DATE	TIME	DEPTH	COLOR	ODOR	COMMENTS
LC34-DPT0507	19	05/18/16	1440	8'	GREY	NONE	SILTY
LC34-DPT0507	19	05/18/16	1450	13'	GREY	NONE	SILTY

SAMPLE COLLECTION INFORMATION

Analysis	Preservative	Container Requirements	Collected
VOCs (8260B)	None	(2) 40 mL vials collected for analysis by NewAg	X

OBSERVATIONS / NOTES

Hand Auger five feet to clear utilities
Borehole grouted through boring rods
Rig, Rods, and associated tooling decon'd with pressurized steam

Circle if Applicable:

MS/MSD	Duplicate ID No.:



Tetra Tech NUS, Inc. **DPT GROUNDWATER SAMPLE LOG SHEET**

Project Site Name: KSC-LC34
Project No.: 112g06039
Date: 05/18/16

Sample ID: LC34-DPT0508
Location: 25
Sampled By: A. Murphy

DPT SAMPLING DATA

LOCATION ID	LOCATION	DATE	TIME	DEPTH	COLOR	ODOR	COMMENTS
LC34-DPT0508	25	05/18/16	1530	8'	LT GREY	NONE	LITTLE SILT
LC34-DPT0508	25	05/18/16	1545	13'	LT GREY	NONE	SILTY
LC34-DPT0508	25	05/18/16	1600	18'	LT GREY	NONE	SILTY
LC34-DPT0508	25	05/18/16	1615	25'	LT GREY	NONE	SILTY

SAMPLE COLLECTION INFORMATION

Analysis	Preservative	Container Requirements	Collected
VOCs (8260B)	None	(2) 40 mL vials collected for analysis by NewAg	X

OBSERVATIONS / NOTES

Hand Auger five feet to clear utilities
Borehole grouted through boring rods
Rig, Rods, and associated tooling decon'd with pressurized steam

Circle if Applicable:

MS/MSD	Duplicate ID No.:

Tetra Tech NUS, Inc. **DPT GROUNDWATER SAMPLE LOG SHEET**

Project Site Name: KSC-LC34
Project No.: 112g06039
Date: 05/18/16 - 05/19/16

Sample ID: LC34-DPT0509
Location: 30
Sampled By: A. Murphy

DPT SAMPLING DATA

LOCATION ID	LOCATION	DATE	TIME	DEPTH	COLOR	ODOR	COMMENTS
LC34-DPT0509	30	05/18/16	1640	8'	CLEAR	NONE	NO SILT
LC34-DPT0509	30	05/18/16	1650	13'	GREY	NONE	SILTY
LC34-DPT0509	30	05/18/16	1705	18'	GREY	NONE	SILTY
LC34-DPT0509	30	05/19/16	0720	25'	CLEAR	NONE	NO SILT
LC34-DPT0509	30	05/19/16	0735	32'	GREY	SLT ORG	SLIGHTLY SILTY

SAMPLE COLLECTION INFORMATION

Analysis	Preservative	Container Requirements	Collected
VOCs (8260B)	None	(2) 40 mL vials collected for analysis by NewAg	X

OBSERVATIONS / NOTES

Hand Auger five feet to clear utilities
Borehole grouted through boring rods
Rig, Rods, and associated tooling decon'd with pressurized steam

Circle if Applicable:

MS/MSD	Duplicate ID No.:

Tetra Tech NUS, Inc. **DPT GROUNDWATER SAMPLE LOG SHEET**

Project Site Name: KSC-LC34
Project No.: 112g06039
Date: 05/19/16

Sample ID: LC34-DPT0510
Location: 31
Sampled By: A. Murphy

DPT SAMPLING DATA

LOCATION ID	LOCATION	DATE	TIME	DEPTH	COLOR	ODOR	COMMENTS
LC34-DPT0510	31	05/19/16		8'	LT GREY	NONE	SLIGHTLY SILTY
LC34-DPT0510	31	05/19/16		13'	GREY	NONE	LITTLE SILT
LC34-DPT0510	31	05/19/16		18'	GREY	NONE	SILTY
LC34-DPT0510	31	05/19/16		25'	GREY	NONE	SILTY
LC34-DPT0510	31	05/19/16		32'	GREY	SLT ORG	SILTY
LC34-DPT0510	31	05/19/16		38'	GREY	NONE	SILTY

SAMPLE COLLECTION INFORMATION

Analysis	Preservative	Container Requirements	Collected
VOCs (8260B)	None	(2) 40 mL vials collected for analysis by NewAg	X

OBSERVATIONS / NOTES

Hand Auger five feet to clear utilities
Borehole grouted through boring rods
Rig, Rods, and associated tooling decon'd with pressurized steam

Circle if Applicable:

MS/MSD	Duplicate ID No.:

Tetra Tech NUS, Inc. **DPT GROUNDWATER SAMPLE LOG SHEET**

Project Site Name: KSC-LC34
Project No.: 112g06039
Date: 05/19/16

Sample ID: LC34-DPT0511
Location: 32
Sampled By: A. Murphy

DPT SAMPLING DATA

LOCATION ID	LOCATION	DATE	TIME	DEPTH	COLOR	ODOR	COMMENTS
LC34-DPT0511	32	05/19/16	1000	8'	CLEAR	NONE	NO SILT
LC34-DPT0511	32	05/19/16	1010	13'	CLEAR	NONE	NO SILT
LC34-DPT0511	32	05/19/16	1025	18'	CLEAR	NONE	NO SILT
LC34-DPT0511	32	05/19/16	1040	25'	GREY	NONE	NO SILT
LC34-DPT0511	32	05/19/16	1055	32'	GREY	NONE	SLIGHTLY SILTY
LC34-DPT0511	32	05/19/16	1110	38'	DK GREY	SLT ORG	SILTY

SAMPLE COLLECTION INFORMATION

Analysis	Preservative	Container Requirements	Collected
VOCs (8260B)	None	(2) 40 mL vials collected for analysis by NewAg	X

OBSERVATIONS / NOTES

Hand Auger five feet to clear utilities
Borehole grouted through boring rods
Rig, Rods, and associated tooling decon'd with pressurized steam

Circle if Applicable:

MS/MSD	Duplicate ID No.:



Tetra Tech NUS, Inc.

DPT GROUNDWATER SAMPLE LOG SHEET

Project Site Name: KSC-LC34
Project No.: 112g06039
Date: 05/19/16

Sample ID: LC34-DPT0512
Location: 22
Sampled By: A. Murphy

DPT SAMPLING DATA

LOCATION ID	LOCATION	DATE	TIME	DEPTH	COLOR	ODOR	COMMENTS
LC34-DPT0512	22	05/19/16	1145	8'	GREY	NONE	SILTY
LC34-DPT0512	22	05/19/16	1155	13'	GREY	SLT ORG	SILTY
LC34-DPT0512	22	05/19/16	1210	18'	GREY	NONE	SILTY
LC34-DPT0512	22	05/19/16	1225	25'	GREY	NONE	SILTY

SAMPLE COLLECTION INFORMATION

Analysis	Preservative	Container Requirements	Collected
VOCs (8260B)	None	(2) 40 mL vials collected for analysis by NewAg	X

OBSERVATIONS / NOTES

Hand Auger five feet to clear utilities
Borehole grouted through boring rods
Rig, Rods, and associated tooling decon'd with pressurized steam

Circle if Applicable:

MS/MSD	Duplicate ID No.:



Tetra Tech NUS, Inc. **DPT GROUNDWATER SAMPLE LOG SHEET**

Project Site Name: KSC-LC34
Project No.: 112g06039
Date: 05/19/16

Sample ID: LC34-DPT0513
Location: 52
Sampled By: A. Murphy

DPT SAMPLING DATA

LOCATION ID	LOCATION	DATE	TIME	DEPTH	COLOR	ODOR	COMMENTS
LC34-DPT0513	52	05/19/16	1335	8'	CLEAR	NONE	NO SILT
LC34-DPT0513	52	05/19/16	1345	13'	CLEAR	NONE	NO SILT
LC34-DPT0513	52	05/19/16	1355	18'	CLEAR	NONE	NO SILT
LC34-DPT0513	52	05/19/16	1410	25'	GREY	NONE	SLIGHTLY SILTY

SAMPLE COLLECTION INFORMATION

Analysis	Preservative	Container Requirements	Collected
VOCs (8260B)	None	(2) 40 mL vials collected for analysis by NewAg	X

OBSERVATIONS / NOTES

Hand Auger five feet to clear utilities
Borehole grouted through boring rods
Rig, Rods, and associated tooling decon'd with pressurized steam

Circle if Applicable:

MS/MSD	Duplicate ID No.:



Tetra Tech NUS, Inc.

DPT GROUNDWATER SAMPLE LOG SHEET

Project Site Name: KSC-LC34
Project No.: 112g06039
Date: 05/19/16

Sample ID: LC34-DPT0514
Location: 6
Sampled By: A. Murphy

DPT SAMPLING DATA

LOCATION ID	LOCATION	DATE	TIME	DEPTH	COLOR	ODOR	COMMENTS
LC34-DPT0514	6	05/19/16	1435	8'	GREY	NONE	SLIGHTLY SILTY

SAMPLE COLLECTION INFORMATION

Analysis	Preservative	Container Requirements	Collected
VOCs (8260B)	None	(2) 40 mL vials collected for analysis by NewAg	X

OBSERVATIONS / NOTES

Hand Auger five feet to clear utilities
Borehole grouted through boring rods
Rig, Rods, and associated tooling decon'd with pressurized steam

Circle if Applicable:

MS/MSD	Duplicate ID No.:



Tetra Tech NUS, Inc.

DPT GROUNDWATER SAMPLE LOG SHEET

Project Site Name: KSC-LC34
Project No.: 112g06039
Date: 05/19/16

Sample ID: LC34-DPT0515
Location: 47
Sampled By: A. Murphy

DPT SAMPLING DATA

LOCATION ID	LOCATION	DATE	TIME	DEPTH	COLOR	ODOR	COMMENTS
LC34-DPT0515	47	05/19/16	1455	8'	GREY	NONE	SLIGHTLY SILTY

SAMPLE COLLECTION INFORMATION

Analysis	Preservative	Container Requirements	Collected
VOCs (8260B)	None	(2) 40 mL vials collected for analysis by NewAg	X

OBSERVATIONS / NOTES

Hand Auger five feet to clear utilities
Borehole grouted through boring rods
Rig, Rods, and associated tooling decon'd with pressurized steam

Circle if Applicable:

MS/MSD	Duplicate ID No.:



Tetra Tech NUS, Inc. **DPT GROUNDWATER SAMPLE LOG SHEET**

Project Site Name: KSC-LC34
Project No.: 112g06039
Date: 05/19/16

Sample ID: LC34-DPT0516
Location: 46
Sampled By: A. Murphy

DPT SAMPLING DATA

LOCATION ID	LOCATION	DATE	TIME	DEPTH	COLOR	ODOR	COMMENTS
LC34-DPT0516	46	05/19/16	1515	8'	GREY	NONE	SLIGHTLY SILTY

SAMPLE COLLECTION INFORMATION

Analysis	Preservative	Container Requirements	Collected
VOCs (8260B)	None	(2) 40 mL vials collected for analysis by NewAg	X

OBSERVATIONS / NOTES

Hand Auger five feet to clear utilities
Borehole grouted through boring rods
Rig, Rods, and associated tooling decon'd with pressurized steam

Circle if Applicable:

MS/MSD	Duplicate ID No.:

Tetra Tech NUS, Inc. **DPT GROUNDWATER SAMPLE LOG SHEET**

Project Site Name: KSC-LC34
Project No.: 112g06039
Date: 05/19/16

Sample ID: LC34-DPT0517
Location: 48
Sampled By: A. Murphy

DPT SAMPLING DATA

LOCATION ID	LOCATION	DATE	TIME	DEPTH	COLOR	ODOR	COMMENTS
LC34-DPT0517	48	05/19/16	1530	8'	GREY	NONE	SILTY

SAMPLE COLLECTION INFORMATION

Analysis	Preservative	Container Requirements	Collected
VOCs (8260B)	None	(2) 40 mL vials collected for analysis by NewAg	X

OBSERVATIONS / NOTES

Hand Auger five feet to clear utilities
Borehole grouted through boring rods
Rig, Rods, and associated tooling decon'd with pressurized steam

Circle if Applicable:

MS/MSD	Duplicate ID No.:

WEDNESDAY 2/4/15 LC34 (21)

0730 onsite Randy Keyser, P.G. TT
Brian Nazworth GPI, Nick Stringham GPI
Held HAS briefing: beware wild life in woods
* Called KSC Cape Support for Dig authorization: Granted dig authorization
Weather: 60° calm overcast
PPE: Level D SOW: continue DPT investigation within Hotspot 5 located SW of main LC34 Complex
Calibrated MiniRae 3000 PID SN 592-908080 Pre cal Read 96.3 ppm spanned with 100 ppm Isobutylene Lot# DA0248-100-4 exp. 3/15 zero aired to ambient read 0.0 ppm Calibrated to 100 ppm Isobutylene Read 100.0 ppm
loaded equipment into Kubota
mob to HS-5 location 19 (DPT0422)
Postholed to 5' b/s to clear Utilities
pushed to 6-10' interval 0 ppm BZ BH
*will purge up to 5 liters per interval at 300-600 mlpm collect sample @ 100 mlpm
0825 collected sample: ~~LC34-DPT0422-0008.0-20150204~~
pushed to 11-15' interval 0 ppm BZ BH
0835 collected sample: LC34-DPT0422-0013.0-20150204
pushed to 16-20' interval 0 ppm BZ BH
0845 collected sample: LC34-DPT0422-0018.0-20150204

ALF Lab onsite. Dale Schump
pushed to 23-25' interval 0ppm BZ BH
0900 collect sample LC34-DPT0422-0025.0-20150204
pushed to 30-34' interval 0ppm BZ BH
0915 collect sample LC34-DPT0422-0032.0-20150204
pushed to 36-40' interval 0ppm BZ BH
0935 collect sample LC34-DPT0422-0038.0-20150204
mobilized to location 13 (DPT0423)
pushed to 6-10' interval 0ppm BZ BH
1000 collect sample: LC34-DPT0423-0008.0-20150204
pushed to 11-15' interval 0ppm BZ BH
1010 collect sample: LC34-DPT0423-0013.0-20150204
pushed to 16-20' interval 0ppm BZ BH
1020 collect sample: LC34-DPT0423-0018.0-20150204
pushed to 23-27' interval 0ppm BZ BH
1040 collect sample: LC34-DPT0423-0025.0-20150204
pushed to 30-34' interval 0ppm BZ BH
1055 collected sample: LC34-DPT0423-0032.0-20150204
pushed to 36-40' interval 0ppm BZ BH
1110 collected sample: LC34-DPT0423-0038.0-20150204
mob to decon pad decon'ed equipment rig rods + screens w/ steam
1145-1215 lunch *all water is gray unless noted otherwise
mobilize to location 08 (DPT0424)
posthole to 5' bls cleared utilities
1235 collected sample LC34-DPT0424-0008.0-20150204
pushed to 11-15' interval 0ppm BZ BH
Punk

1245 collected sample: LC34-DPT0424-0013.0-20150204
pushed to 16-20' interval 18' bls 0ppm BZ BH
1255 collected sample: LC34-DPT0424-0018.0-20150204
pushed to 23-25' bls interval 25' bls 0ppm BH BZ
1310 collected sample: LC34-DPT0424-0025.0-20150204
pushed to 30-34' int 32' bls 0ppm BH BZ
75°F partly sunny 5mph SE breeze
1325 collected sample: LC34-DPT0424-0032.0-20150204
pushed to 36-40' interval 38' bls 0ppm BH BZ
1340 collected sample: LC34-DPT0424-0038.0-20150204
mobilized to location 04 (DPT0425)
posthole to 5' bls cleared utilities
pushed to 6-10' bls 8' bls 0ppm BH BZ
1400 collected sample: LC34-DPT0425-0008.0-20150204
pushed to 11-15' bls 13' bls 0ppm BH BZ
1410 collected sample: LC34-DPT0425-0013.0-20150204
pushed to 16-20' bls 18' bls 0ppm BH BZ
1420 collected sample: LC34-DPT0425-0018.0-20150204
pushed to 23-27' interval 25' bls 0ppm BH BZ
1435 collected sample: LC34-DPT0425-0025.0-20150204
pushed to 30-34' int 32' bls 0ppm BH BZ
1445 collect sample: LC34-DPT0425-0032.0-20150204
pushed to 36-40' int 38' bls 0ppm BH BZ
1500 collected sample: LC34-DPT0425-0038.0-20150204
mob to decon pad steam cleaned equipment, rods, screens mobed to location 05 (DPT0426)

(24) postholed to 5' clear utilities
pushed to 6-10' interval 8' bls 0ppm BH BZ
1605 collected sample LC34-DPT0426-0008.0-20150203
pushed to 11-15' bls 13' bls 0ppm BH BZ
1615 collected sample LC34-DPT0426-0013.0-20150204
pushed to 16-20' bls 18' bls 0ppm BH BZ
1625 collected sample LC34-DPT0426-0018.0-20150204
pushed to 23-27' bls 25' bls 0ppm BH BZ
1640 collected sample LC34-DPT0426-0025.0-20150204
pushed to 30-34' bls 32' bls 0ppm BH BZ
1655 collected sample LC34-DPT0426-0032.0-20150204
pushed to 36-40' bls interval 38' bls 0ppm BH BZ
1715 collected sample LC34-DPT0426-0038.0-20150204
mobilized to LC34 complex
unloaded equipment secured site
post Daily PID ck verification
spanned 100 ppm Isobutylene read 97.3 ppm
1800 off site

thursday 2/5/15 LC34 (25)
0730 on site same personnel as yesterday. Held HSS briefing
discussed slips trips falls due to
rainy weather.* Contacted KSC
Cape support for dig authorization
granted. Last day before critical.
Weather: overcast 64°F intermittent
rain with some drizzle 5-10 mph NW
calibrated Mini Rae 3000 PID SN592-908080
100 ppm Isobutylene Lot # DAG-248-100-4 exp 3/15
zero aired to ambient read 0.0 ppm precal
read 96.1 ppm postcal span read 100.0 ppm
SOW: continue DPT investigation within
Hotspot 5 area. will collect 6 samples @ DPT0285
through DPT0290 @ 11-15' int 13' bls to
fill data gaps then begin with loc06 DPT0427
setup on DPT0285 ≈ 50' W of well IW51S
postholed to 5' clear utilities push to 11-15' (13' bls)
0825 collected sample LC34-DPT0285-0013.0-20150205
mobed to DPT location 0286 ≈ 100'
East of DPT0285. pushed to 11-15' int
13' bls 0ppm BH BZ
0840 collected LC34-DPT0286-0013.0-20150205
mobed to DPT0287 ≈ 100' East of
DPT0286 along N. side of
access trail

"Rite in the Rain"

*All DPT locations are posthold to 5'b/s to clear for utilities
pushed to 11-15' int 13'b/s 0ppm BZBH
0855 collected LC34-DPT0287-0013.0-20150205
mobed to DPT location 0288 ≈ 100' East of DPT 0287 pushed to 11-15' interval 13'b/s 0ppm BHBZ
0910 collect LC34-DPT0288-0013.0-20150205
mobilized to DPT 0289 ≈ 100'E. of 0288
pushed to 11-15' int. 13'b/s 0ppm BHBZ
0940 collect LC34-DPT0289-0013.0-20150205
mobed to DPT 0290 ≈ 100'E. of 0289
pushed to 11-15' int. 13'b/s 0ppm BZBH
0955 collect LC34-DPT0290-0013.0-20150205
mobed to decon pad steam cleaned rig, rods and screens. Mobilize to DPT location HS-06 DPT0427 will sample all intervals to 40'b/s
setup on DPT0427 pushed to 6-10' int 8'
1045 collect LC34-DPT0427-0008.0-20150205
pushed to 11-15' int 13'b/s 0ppm BZBH
1055 collect LC34-DPT0422-0013.0-20150205
push to 16-20' int 18'b/s 0ppm BZBH
1105 collect LC34-DPT0427-0018.0-20150205
pushed to 23-27'b/s 25'b/s
1120 collect LC34-DPT0427-0025.0-20150205
Ref push to 30-34' int 32'b/s 0ppm BZBH

Heavy rain 60°F 10-15 mph NW cool
1135 collect LC34-DPT0427-0032.0-20150205
Pushed to 36-40' int 38'b/s
1150 collect LC34-DPT0427-0038.0-20150205
mobilize to Location 07-DPT0428
pushed to 6-10' int 8'b/s 0ppm BZBH
1205 collected LC34-DPT0428-0008.0-20150205
pushed to 11-15' int. 13'b/s
1215 collected LC34-DPT0428-0013.0-20150205
pushed to 16-20' int 18'b/s 0ppm BH BZ
1225 collected LC34-DPT0428-0018.0-20150205
pushed to 23-27' int 25'b/s
1235 collected LC34-DPT0428-0025.0-20150205
pushed to 30-34' int 32'b/s 0ppm BZBH
1250 collected LC34-DPT0428-0032.0-20150205
Pushed to 36-40' int 38'b/s
1305 collect LC34-DPT0428-0038.0-20150205
mobed to decon pad steam cleaned rig, rods and screens filled water tank 1315-1415 lunch
mobilize to location 09-DPT0429
pushed to 6-10' int. 8'b/s 0ppm BZBH
1450 collect LC34-DPT0429-0008.0-20150205
Pushed to 11-15' int. 13'b/s
1500 collect LC34-DPT0429-0013.0-20150205
Pushed to 16-20' int. 18'b/s 0ppm BZ BH
1510 collect LC34-DPT0429-0018.0-20150205
Pushed to 23-27' int 25'b/s

(26)

1530 collect LC34-DPT0429-0025.0-2015

Pushed to 30-34' int 32' b/s 0 ppm BZ BH

1530 collect LC34-DPT0429-0032.0-20150205

Push to 36-40' int 38' b/s

1545 collect LC34-DPT0429-0038.0-20150205

mob to decon pad steam cleaned rig

rods and screen assem b/l's.

1640 set up on location 12-DPT0430

Pushed to 6-10' int 8' b/s 0 ppm BZ BH

1655 collect LC34-DPT0430-0008.0-20150205

Pushed to 11-15' int 13' b/s

1705 collect LC34-DPT0430-0013.0-20150205

Pushed to 16-20' int 18' b/s 0 ppm BZ BH

1715 collect LC34-DPT0430-0018.0-20150205

Pushed to 23-27' int 25' b/s

1725 collect LC34-DPT0430-0025.0-20150205

Pushed to 30-34' int 32' b/s 0 ppm BZ BH

1735 collect LC34-DPT0430-0032.0-20150205

Pushed to 36-40' int 38' b/s

1745 collect LC34-DPT0430-0038.0-20150205

mob to decon pad steamed all equip

loaded rig pumped water into drum

took to treatment system

cleaned and secured site

1900 offsite

DWR

"Rite in the Rain"

1/25/2016 LC34 DPT SAMPLING 112606089

PERSONNEL:	ALEX MURPHY	TE	ENGINEER	A.M.
	BRIAN NAZWORTH	GPI	DRILLER	B.N.
	JONATHAN HUMR	GPI	HELPER	J.H.

1150: A.M. ARRIVES AT LC34. GIVES NEWAGE samples from CCF

1200: GPI ARRIVES ONSITE AFTER HAVING TAILGATE LUNCH AND GONE THROUGH CAPE CANAVERAL INSPECTION.

1330: CONDUCT ONSITE H&S MEETING. Go through full site HASP

1400: GPI BEGINS BUILDING STEAM DECON PAD AND DECONNING RODS.

1440: MOBILIZING TO POINT 47.

1450: SET UP ON POINT 47. COMMENCE DRILLING TO 10' BLS. HA' to 5'.

1500: REACHED 10'. PURGE INITIATED.

1510: Sample Collected. LC34-DPT0431-008.0-20160125. Approx 1 gallon purged ↑ CLEAR. NO ODOR No Silt.

1515: Commence drilling to 15' BLS.

1520: Reached 15' BLS. Purge Initiated.

1530: Pb Sample Collected. LC34-DPT0431-013.0-20160125. Approx 1 gallon purged. ↑ CLEAR. NO ODOR No Silt.

1535: Commence drilling to 20' BLS.

1540: Reached 20' BLS. Purge Initiated.

1550: SAMPLE COLLECTED. LC34-DPT0431-018.0-20160125. Approx 1 gallon purged. ↑ slightly Silty. NO ODOR LT Gray

1555: Commenced drilling to 27' BLS.

1605: Reached 27' BLS. Purge Initiated

1615: Sample Collected. LC34-DPT0431-025.0-20160125. Approx 1 GALLON PURGED. ↑ slightly silty. NO ODOR LT Gray

1620: Commence drilling to 34' BLS.

1630: Reached 34' BLS. Purge Initiated.

1640: SAMPLE COLLECTED. LC34-DPT0431-032.0-20160125. Approx 1 GALLON Purged. ↑ SLIGHTLY SILTY. NO ODOR. LT Gray.

1645: Commence drilling to 40' BLS.

1650: Reached 40' BLS. Purge Initiated.

1700: SAMPLE COLLECTED. LC34-DPT0431-038.0-20160125. Approx 1 gallon purged. ↑ VERY SILTY. NO ODOR Gray.

1705: GROUTING THROUGH RODS TO SURFACE.

1715: NEFF KUBOTA GETS FLAT TIRE WHILE RUNNING RODS & TOOLING TO DECON AREA.

1720: A.M. A.M. CALLS NEFF. WILL NEED TO REPAIR IN THE MORNING.

1730: A.M. & GPI OFFSITE.

1/25/2016

1/26/2016 LC34 DPT SAMPLING 112G00089

PERSONNEL: ALEX MURPHY TB ENGINEER A.M.
BRIAN NAZWORTH GPI DRILLER B.N.
JONATHAN HUMR GPI HELPER J.H.

OBJECTIVE: DPT SAMPLING PPE: LEVEL D WEATHER: 60°F CLEAR SKIES

0730 : A.M. ARRIVES ON SITE.
0735 : A.M. RECEIVES CALL FROM B.N. GPI WILL BE LATE DUE TO EXCESS INSPECTIONS AT CAPE CANAVERAL BASE.
0830 : RECEIVE CALL FROM B.N. GPI STILL HELD UP AT CAPE INSPECTIONS.
0920 : NEFF RENTAL ONSITE TO REPAIR FLAT TIRE IN KUBOTA.
0945 : GPI ARRIVES ONSITE. Conduct morning H&S MEETING TOPICS DISCUSSED: PROPER PPE. SLIPS TRIPS FALLS. WILDLIFE.
0950 : GPI BEGINS DECONNING RODS AND TOOLING.
1005 : NEFF RENTAL OFFSITE. ORDERED A NEW TIRE THAT WILL BE IN TOMORROW TIRE PATCHED FOR NOW
1010 : SET UP ON POINT 48. HAND AUGER TO 5' BLS TO CLEAR UTILITIES.
1015 : COMMENCE DRILLING TO 10' BLS.
1020 : PURGE INITIATED AFTER REACHING 10' BLS.
1030 : SAMPLE COLLECTED. LC34-DPT0432-008.0-20160126. SLIGHTLY SILTY. NO ODOR. APPROXIMATELY 1 GALLON PURGED. LT GREY.
1032 : COMMENCE DRILLING TO 15' BLS.
1037 : REACHED 15' BLS. PURGE INITIATED.
1045 : SAMPLE COLLECTED. LC34-DPT0432-013.0-20160126 LIGHT GREY. NO ODOR. APPROX. 1 GALLON PURGED. SLIGHTLY SILTY.
1047 : COMMENCE DRILLING TO 20' BLS.
1055 : REACHED 20' BLS. PURGE INITIATED.
1105 : SAMPLE COLLECTED. LC34-DPT0432-018.0-20160126 GREY. SLIGHTLY SILTY. NO ODOR. APPROX 1 GALLON PURGED.
1107 : COMMENCE DRILLING TO 27' BLS.
1115 : Reach 27' BLS. PURGE INITIATED.
1125 : Sample COLLECTED. LC34-DPT0432-025.0-20160126. GREY. SLIGHTLY SILTY. NO ODOR. APPROX 1 GALLON PURGED.
1127 : COMMENCE DRILLING TO 34' BLS.
1135 : REACHED 34' BLS. PURGE INITIATED.
1145 : SAMPLE COLLECTED. LC34-DPT0432-032.0-20160126.
1147 : Commence DRILLING TO 40' BLS.
1155 : Reached 40' BLS. PURGE INITIATED.
1205 : SAMPLE COLLECTED. LC34-DPT0432-038.0-20160126.
1207 : GROUTING THROUGH RODS TO SURFACE.
1215 : RODS AND TOOLING DECONNED WITH STEAM.
1225 : GPI offsite FOR lunch.

Rito in the Rain

Scale: 1 square =

26/2015 LC34 DPT GW Sampling

0: GPI BACK ONSITE.
0: SET UP ON POINT 49. HA TO 5' BLS TO CLEAR UTILITIES.
5: DRILLING TO 10' BLS COMMENCED.
0: PURGE INITIATED AFTER 10' BLS REACHED.
0: SAMPLE COLLECTED. LC34-DPT0433-008.0-20160126
GREY. SILTY. NO ODOR. APPROX 1 GALLON PURGED
12: DRILLING TO 15' BLS COMMENCED.
7: REACHED 15' BLS. PURGE INITIATED.
5: SAMPLE COLLECTED. LC34-DPT0433-013.0-20160126
GREY. NO ODOR. SLIGHTLY SILTY. APPROX 1 GALLON PURGED
17: COMMENCE DRILLING TO 20' BLS.
05: REACHED 20' BLS. PURGE INITIATED.
5: SAMPLE COLLECTED. LC34-DPT0433-018.0-20160126
7: COMMENCE DRILLING TO 27' BLS. ↑ GREY. NO ODOR. SLIGHTLY SILTY. 1 gal purged
25: REACHED 27' BLS. PURGE INITIATED.
35: SAMPLE COLLECTED. LC34-DPT0433-025.0-20160126
GREY. NO ODOR. SLIGHTLY SILTY. APPROX 1 GALLON PURGED.
37: COMMENCE DRILLING TO 34' BLS.
15: REACHED 34' BLS. PURGE INITIATED.
5: SAMPLE COLLECTED. LC34-DPT0433-032.0-20160126
GREY. NO ODOR. SILTY. APPROX 1 GALLON PURGED.
57: COMMENCE DRILLING TO 40' BLS.
05: REACH 40' BLS. PURGE INITIATED.
15: SAMPLE COLLECTED. LC34-DPT0433-038.0-20160126
GREY. NO ODOR. SILTY. APPROX 1 GALLON PURGED.
7: BEGIN GROUTING THROUGH RODS TO SURFACE.
25: RODS & TOOLINGS DECONNED WITH STEAM BY J.H. B.N. HAS ADDITIONAL RODS & SAMPLERS TO CONTINUE AT NEXT LOCATION. B.N. SETS UP ON LOCATION 50. HA' TO 5' BLS TO CLEAR UTILITIES.
30: COMMENCE DRILLING TO 10' BLS.
35: REACH 10' BLS. PURGE INITIATED.
45: SAMPLE COLLECTED. LC34-DPT0434-008.0-20160126
GREY. SILTY. NO ODOR. APPROX 1 GALLON PURGED.
17: COMMENCE DRILLING TO 15' BLS.
55: REACHED 15' BLS. PURGE INITIATED.
5: SAMPLE COLLECTED. LC34-DPT0434-013.0-20160126
CLEAR. NO ODOR. NO SILT. APPROX 1 GALLON PURGED.
17: COMMENCE DRILLING TO 20' BLS.
15: REACH 20' BLS. PURGE INITIATED.
25: SAMPLE COLLECTED. LC34-DPT0434-018.0-20160126

e: 1 square = _____

1/26/2016 LC34 DPT SAMPLING 112g06089

CLEAR. NO SILT. NO ODOR. Approx 1 gallon purged.

1627: COMMENCE DRILLING TO 27' BLS.

1635: REACH 27' BLS. PURGE INITIATED.

1645: SAMPLE COLLECTED. LC34-DPT0434-025.0-20160126
GREY. ORGANIC ODOR. SLIGHTLY SILTY. Approx. 1 gallon PURGED.

1647: COMMENCE DRILLING TO 34' BLS.

1655: REACH 34' BLS. PURGE INITIATED.

1705: SAMPLE COLLECTED. LC34-DPT0434-032.0-20160126.
CLEAR. SLIGHTLY ORGANIC. No Silt. Approx 1 GALLON PURGED.

1707: COMMENCE DRILLING TO 40' BLS

1715: REACHED 40' BLS. PURGE INITIATED.

1725: Sample Collected. LC34-DPT0434-038.0-20160126.
No Odor. Clear. No Silt. Approx 1 gallon purged.

1727: GROUTED through RODS to surface.

1735: RODS AND tooling decanned w/ steam. B.N. sets up on location HA TO 5' BLS TO CLEAR UTILITIES.

1740: Commence drilling to 10' BLS.

1745: Reach 10' BLS. Commence Purge.

1755: SAMPLE COLLECTED LC34-DPT0435-008.0-20160126.
GREY. No Odor. Slightly Silty. Approx 1.5 gallons purged.

1757: COMMENCE DRILLING TO 15' BLS.

1805: REACHED 15' BLS. PURGE INITIATED.

1815: SAMPLE COLLECTED. LC34-DPT0435-013.0-20160126.
GREY. No Odor. Slightly Silty. Approx 1 gallon purged.

1820: RECEIVE CALL FROM MENAGE. GENERATOR THAT IS RUNNING MOBILE LAB IS NOT RUNNING AND HAS BEEN DOWN FOR AWHILE. MENAGE IS LOOKING FOR AN ALTERATE GENERATOR/POWER SOURCE. SAMPLES ARE IN ICE.

1830: A.M. 3 GPI OFFSITE.

1/26/2016

Rite in the Rain

Scale: 1 square = _____

1/27/2016 DPT GROUNDWATER SAMPLING 112306039

PERSONNEL: Alex Murphy T&B Engineer A.M.
Brian Nazworth GPI Driller B.N.
Jonathan Hunn GPI Helper J.H.

OBJECTIVE: DPT GW Sampling PPE: Lvl D Weather: 60° Rainy/Cloudy

0730: A.M. & GPI onsite. Conduct morning H&S Meeting. Topics discussed: Weather, Proper Lifting Techniques, Proper Hydration. Currently Heavy Rains, waiting out weather to die down.

0830: Commence drilling to 20' BLS at location 51.

0835: Reached 20' BLS. Purge initiated.

0845: Sample Collected. LC34-DPT0435-018.0-20160127. LT grey. Slightly silty. No odor. Approx 1 gallon purged.

0847: Commence drilling to 27' BLS.

0855: Reached 27' BLS. Purge initiated.

0905: Sample Collected. LC34-DPT0435-025.0-20160127 Silty. Grey. No odor. Approx 1 gallon purged.

0907: Commence drilling to 34' BLS.

0915: Reach 34' BLS. Purge initiated.

0925: Sample Collected. LC34-DPT0435-032.0-20160127 Grey. Slightly Silty. No Odor. Approx 1 gallon purged.

0927: Commence Drilling to 40' BLS.

0935: Reach 40' BLS. Purge initiated.

0945: Sample Collected. LC34-DPT0435-038.0-20160127.

0947: Silty. Lt Grey. No Odor. Approx 1 gallon purged.

0947: Commence grouting through rods to surface.

0955; 1000: Rods & tooling decon'd w/ steam while B.N. begins on location 52

1005: Set up on Loc 52. HA to 5' BLS to clear utilities.

1010: Commence Drilling to 10' BLS.

1015: Reach 10' BLS. Purge initiated.

1025: Sample Collected. LC34-DPT0436-008.0-20160127 Grey. Silty. No Odor. Approx 1 gallon purged.

1027: Commence drilling to 15' BLS

1035: Reached 15' bls. Purge initiated.

1045: Sample Collected. LC34-DPT0436-013.0-20160127 Grey. Slightly Silty. No Odor. Approx 1 gallon purged.

1047: Commence drilling to 20' BLS.

1055: Reached 20' BLS Purge initiated. New Age onsite w/ working generator.

1105: Sample Collected. LC34-DPT0436-018.0-20160127 Grey. Slightly Silty. No Odor Approx 1 gallon purged.

1107: Commence drilling to 27' BLS.

Scale: 1 square =

1/27/2016 LC 34 DPT GW Sampling 112g 06039

1115: Reached 27' BLS Purge Initiated.

1125: Sample Collected. LC34-DPT0436-025.0-20160127

Grey. Silty. No Odor. Approx 1 gallon purged.

1127: Commence drilling to 34' BLS.

1135: Reached 34' BLS. Purge Initiated.

1145: Sample Collected. LC34-DPT0436-032.0-20160127

Silty. Grey. No Odor. Approx 1 gallon purged.

1147: Commence drilling to 40' BLS.

1155: Reach 40' BLS. Purge Initiated.

1205: Sample Collected. LC34-DPT0436-038.0-20160127

LT Grey. Little silt. Slightly organic

1207: Begin Grouting through rods to surface.

1215: Rods & tooling Decon'd w/ steam while B.N. mobilizes to Location 53

1220: Set upon Loc 53. HA to 5' to clear utilities.

1225: Commence drilling to 10' BLS.

1230: Reach 10' BLS. Purge Initiated.

1240: Sample Collected. LC34-DPT0437-008.0-20160127

Slightly Silty. Grey. Slightly Organic Odor. Approx 1 gallon purged.

1242: Commence drilling to 15' bls.

1250: Reach 15' bls. Purge Initiated.

1300: Sample Collected. LC34-DPT0437-013.0-20160127

Silty. Grey. No Odor. Approx 1 gallon purged.

1302: Commence drilling to 20' bls.

1310: Reached 20' BLS. Purge Initiated.

1320: Sample Collected. LC34-DPT0437-018.0-20160127

Silty. Grey. Slightly Organic. Approximately 1 gallon Purged.

GPI offsite for lunch. A.M. to LC34 launch pad to perform site maintenance and soil sample relocations.

1355: GPI back onsite.

1400: Commence drilling to 27' BLS.

1410: Reach 27' BLS. Purge initiated.

1420: Sample Collected. LC34-DPT0437-025.0-20160127

LT Grey. Slightly Silty. No Odor. Approx 1 gallon purged.

1422: Commence Drilling to 34' BLS.

1430: Reached 34' BLS. Purge Initiated.

1440: Sample Collected. LC34-DPT0437-032.0-20160127.

Light Grey. Slightly Silty. No Odor. Approx 1 gallon purged.

1442: Commence drilling to 40' BLS.

1450: Reached 40' BLS. Purge initiated.

1500: Sample Collected. LC34-DPT0437-038.0-20160127.

Rite in the Rain

Scale: 1 square = _____

1/27/2016 LC34 DPT GW Sampling 1120606039

LT GREY. NO ODOR. SLIGHTLY SILTY.

1502 : GROUTION THROUGH RODS TO SURFACE.

1510 : RODS AND TOOLING DECONNED W/ STEAM WHILE B.D. MOBILIZES TO POINT 54.

1515 : SET UP ON LOCATION 54. HA TO 5' BLS TO CLEAR UTILITIES.

1520 : COMMENCE DRILLING TO 10' BLS.

1525 : REACHED 10' BLS. PURGE INITIATED.

1535 : SAMPLE COLLECTED. LC34-DPT0438-008.0-20160127.

CLEAR. NO SILT. NO ODOR. APPROX 1 gallon PURGED.

1537 : COMMENCE DRILLING TO 15' BLS.

1545 : REACH 15' BLS. PURGE INITIATED.

1555 : SAMPLE COLLECTED LC34-DPT0438-013.0-20160127.

CLEAR. NO SILT. NO ODOR. APPROX. 1 gallon PURGED

1557 : COMMENCE DRILLING TO 20' BLS.

1605 : REACHED 20' BLS. PURGE INITIATED.

1615 : SAMPLE COLLECTED. LC34-DPT0438-018.0-20160127.

GREY. SLIGHTLY SILTY. NO ODOR. APPROX 1 gallon PURGED.

1617 : ~~PURGE~~ COMMENCE DRILLING TO 27' BLS.

1625 : REACHED 27' BLS. PURGE INITIATED.

1635 : SAMPLE COLLECTED. LC34-DPT0438-025.0-20160127.

GREY. SILTY. NO ODOR. APPROX 1 GALLON PURGED.

1637 : COMMENCE DRILLING TO 34' BLS.

1645 : REACHED 34' BLS. PURGE INITIATED.

1655 : SAMPLE COLLECTED. LC34-DPT0438-032.0-20160127.

GREY. SILTY. NO ODOR. APPROX 1 GALLON PURGED.

1657 : COMMENCE DRILLING TO 40' BLS.

1705 : REACH 40' BLS. PURGE INITIATED.

1715 : SAMPLE COLLECTED. LC34-DPT0438-38.0-20160127.

GREY. VERY SILTY. NO ODOR. APPROX 1 GALLON PURGED.

1717 : BEGIN GROUTING THROUGH RODS TO SURFACE.

1725 : RODS AND TOOLING DECONNED WITH STEAM.

1735 : A.M. & GPI OFFSITE.

1/27/2016

Scale: 1 square = _____

1/28/2016 DPT GW Sampling LC34 112g06039

PERSONNEL: Alex Murphy Engineer A.M. TT
Brian Nazworth Driller B.N. GPE
Jonathan Hume Helper J.H. GPE

OBJECTIVE: DPT GW Sampling PPE: Level D Weather: 70°F + Cloudy / Rainy

0730: A.M. & GPE ARRIVES ONSITE. CONDUCT MORNING H&S MEETING; TOPICS DISCUSSED: PROPER PPE, WEATHER, SLIPS TRIPS, FALLS

0740: SET UP ON LOCATION 55. HA TO 5' BLS TO CLEAR UTILITIES

0745: Commence drilling to 10' BLS.

0750: Reach 10' BLS. Purge Initiated.

0800: Sample Collected. LC34-DPT0439-008.0-20160128.
Grey. Silty. No Odor. Approx 1 gallon purged.

0802: Commence Drilling to 15' BLS.

0810: Reach 15' BLS. Purge Initiated.

0820: Sample Collected. LC34-DPT0439-013.0-20160128
Silty. Grey. No Odor. Approx 1 gallon purged

0822: Commence Drilling to 20 BLS.

0830: Reached 20' BLS. Purge Initiated.

0840: Sample Collected. LC34-DPT0439-018.0-20160128
Grey. Silty. No Odor. Approx 1 gallon purged.

0842: Commence drilling to 27' BLS.

0850: Reach 27' BLS Purge initiated.

0900: Sample Collected. LC34-DPT0439-025.0-20160128
Silty. Grey. No Odor. Approx 1 gallon purged.

0902: Commence Drilling to 34' BLS.

0910: Reach 34' BLS. Purge Initiated.

0920: Sample Collected. LC34-DPT0439-032.0-20160128
Light grey. Slightly Silty. No Odor. Approx 1 gallon purged.

0922: Drilling to 40' BLS commenced.

0930: Reached 40' BLS. Purge initiated.

0940: Sample Collected. LC34-DPT0439-038.0-20160128
Grey. Silty. No Odor. Approx 1 gallon purged.

0942: ~~Rods and tooling decon~~ Grout through rods to surface.

0955: Rods and tooling decon w/ steam while Bld. mobilizes to Point 56.

1000: Hydraulic line broke on DPT Rig Calling Pirtek to repair

1100: Pirtek onsite. Begin Repair of hydraulic line.

1200: Hydraulic line repaired. Commence Drilling to 10' BLS.

1205: Reached 10' BLS. Purge Initiated.

1215: Sample Collected. LC34-DPT0440-008.0-20160128
Grey. Silty. No Odor. Approx. 1 gallon purged

1220: Commence Drilling to 15' BLS.

Rite in the Rain

Scale: 1 square =

1/28/2015 LC34 DPT Sampling 1129006039

1125: Reached 15' BLS. Purge Initiated

1135: Sample Collected - LC34-DPT0440-013.0-20160128
Silty. Grey. No Odor. Approx 1 gallon purged.
GDE offsite for Lunch.

1205: GDE arrives back onsite. Commence drilling to 20' BLS.

1310: Reach 20' BLS. Purge Initiated.

1320: Sample Collected. LC34-DPT0440-018.0-20160128
Silty. Grey. No Odor. Approx 1 gallon purged.

1327: Drilling to 27' BLS commenced.

1330: Reach 27' BLS. Purge initiated.

1340: Sample Collected. LC34-DPT0440-025.0-20160128
Grey. Silty. No Odor. Approx 1 gallon purged

1342: Commence drilling to 34' BLS

1350: Reach 34' BLS. Purge initiated.

1400: Sample Collected. LC34-DPT0440-032.0-20160128.
Silty Grey No Odor Approx 1 gallon purged.

1402: Commence drilling to 40' BLS

1410: Reached 40' BLS. Purge initiated.

1420: Sample Collected. LC34-DPT0440-038.0-20160128
Silty. Grey. No Odor. Approx 1 gallon purged.

1422: Begin grouting through rods to surface.

1430: Rods and tooling decon'ed w/ steam while G.D. mobilizes to Location 60.

1435: Setup on location 60. HA to 5' BLS to clear utilities.

1440: Drilling to 10' BLS commenced.

1445: Reached 10' BLS. Purge initiated.

1455: Sample Collected. LC34-DPT0441-008.0-20160128
Slightly Silty. Light Grey. No Odor. Approx 1 gallon purged.

1457: Commence drilling to 15' BLS.

1505: Reach 15' BLS. Purge initiated.

1515: Sample Collected. LC34-DPT0441-013.0-20160128
Grey. Silty. No Odor. Approx 1 gallon purged.

1517: Drilling to 20' BLS commenced.

1525: Reached 20' BLS. Purge initiated.

1535: Sample Collected. LC34-DPT0441-018.0-20160128
Grey. Silty. No Odor. Approx 1 gallon purged.

1537: Drilling to 27' BLS.

1545: Reach 27' BLS. Purge Initiated.

1555: Sample Collected. LC34-DPT0441-025.0-20160128
Grey. Slightly Silty No Odor. Approx 1 gallon purged.

1/28/2015 LC34 DPT GW Sampling 112G06089

1557 : Commence drilling to 34' BLS.
1605 : Reach 34' BLS. Purge initiated.
1615 : Sample Collected. LC34-DPT0441-032.0-20160128
Clear No silt. No Odor. Approx 1 gallon purged.
1617 : Commence drilling to 40' BLS.
1625 : Reached 40' BLS. Purge initiated.
1635 : Sample Collected. LC34-DPT0441-038.0-20160128
Dark Grey. Very Silty. No odor. 1 gallon purged.
1637 : Begin grouting through rods to surface.
1645 : Rods & tooling Decanned w/ steam while S.A. mobilizes to location 61.
1647: : Set up on location 61. Hit' to 5' bls to clear utilities
1650 : Commence drilling to 10' bls.
1655 : Reached 10' bls. Purge initiated.
1705 : Sample Collected. LC34-DPT0442-008.0-20160128
Silty. Grey. No Odor. Approx 1 gallon purged.
1707 : Commence drilling to 15' bls.
1715 : Reach 15' bls. Purge initiated
1725 : Sample Collected. LC34-DPT0442-013.0-20160128
Silty. Grey. No Odor. Approx 1 gallon purged.
1740 : A.M. 3 GPI offsite Discontinued work due to heavy rains.

1-28-2015

Rite in the Rain

Scale: 1 square =

DPT

1/29/2016 LC34 GW Sampling 112g06039

PERSONNEL: Alex Murphy TL Engineer A.M.
Brad Wadsworth GPI Driller B.W.
Jonathan Hamer GPI Helper J.H.

OBJECTIVE: DPT GW Sampling PPE: Level D Weather: 40°F+ Clear Skies

0730 : A.M. & GPI arrived onsite. Conduct Morning H&S Meeting. Topics Discussed: Weather, Slips Trips Falls, Proper PPE

0740 : Commence drilling to 20' BLS.

0750 : Reached 20' BLS. Purge Initiated.

0800 : Sample Collected. LC34-DPT0442-018.0-20160129
Slightly Silty. No Odor. Light Grey. Approx 1 gallon purged.

0802 : Commence drilling to 27' BLS.

0810 : Reach 27' BLS. Purge Initiated.

0820 : Sample Collected. LC34-DPT0442-025.0-20160129
Silty. Grey. No Odor. Approx 1 gallon purged.

0822 : Commence drilling to 34' BLS.

0830 : Reached 34' BLS Purge Initiated.

0840 : Sample Collected. LC34-DPT0442-032.0-20160129
Silty. No Odor. Grey. Approx 1 gallon purged Wayne Crossetti onsite to clear.

0842 : Drilling to 40' BLS commenced

0850 : Reached 40' BLS. Purge initiated.

0900 : Sample Collected. LC34-DPT0442-038.0-20160129
Silty. Grey. No Odor. Approx 1 gallon purged

0902 : Grouting through rods to surface.

0910 : Rods and tooling decon'ed w/ steam while B.W. magnitizes to 62.

0915 : Set up on point 62. HA to 5' BLS to clear utilities.

0920 : Commence drilling to 10' BLS.

0925 : Reach 10' BLS. Purge initiated.

0935 : Sample Collected. LC34-DPT0443-008.0-20160129
Silty Grey No Odor Approx 1 gallon purged.

0937 : Commence drilling to 15' BLS

0945 : Reach 15' BLS. Purge initiated.

0955 : Sample Collected. LC34-DPT0443-013.0-20160129
Grey. Silty. No Odor. Approx 1 gallon purged.

0957 : Commence Drilling to 20' BLS.

1005 : Reach 20' BLS. Purge initiated.

1015 : Sample Collected LC34-DPT0443-018.0-20160129
Silty. Grey. No Odor. Approx 1 gallon purged.

1017 : Commence drilling to 27' BLS.

1025 : Reach 27' BLS. Purge Initiated.

1035 : Sample Collected. LC34-DPT0443-025.0-20160129.

Scale: 1 square =

1/29/2016 LC34 DPT GW SAMPLING 11Ag06039

Grey. Silty. No Odor. Approx 1 gallon purged.

1037 : Commence drilling to 34' BLS.

1045 : Reached 34' BLS. Purge Initiated.

1055 : Sample Collected. LC34-DPT0443-032.0-20160129

Grey. Silty. No Odor. Approx 1 gallon purged.

1057 : Commence drilling to 40' BLS.

1105 : Reach 40' BLS. Purge Initiated.

1115 : Sample Collected. LC34-DPT0443-038.0-20160129

Slightly Silty. Grey. No Odor. Approx 1 gallon Purged.

1117 : Begin grouting through rods to surface.

1125 : Rods and Tooling decanned w/ steam while B.D. mobilizes to point 63.

1130 : Set up on Point 63. HA to 5' BLS to clear utilities.

1135 : Commence drilling to 10' BLS.

1140 : Reach 10' BLS. Commence Purge.

1150 : Sample Collected. LC34-DPT0444-008.0-20160129

Silty. Grey. No Odor. Approx 1 Gallon Purge.

1152 : Commence drilling to 15' BLS.

1200 : Reach 15' BLS. Purge Initiated.

1210 : Sample Collected. LC34-DPT0444-013.0-20160129

Silty. Grey. No Odor. Approx 1 Gallon Purge.

1212 : Commence Drilling to 20' BLS.

1220 : Reached 20' BLS. Purge Initiated

1230 : Purge Complete. Sample Collected. LC34-DPT0444-018.0-20160129

Silty. Grey. No Odor. Approx 1 gallon purged.

1232 : Drilling to 27' BLS.

1240 : Reached to 27' BLS. Purge Initiated.

1250 : Sample Collected. LC34-DPT0444-025.0-20160129

Grey. No Odor. Slightly Silty. Approx 1 gallon purged.

1252 : Commence Drilling to 34' BLS.

1300 : Reached 34' BLS. Purge Initated. GPI offsite for lunch.

1310 : Sample Collected. LC34-DPT0444-032.0-20160129

Grey. Silty. No Odor. Approx 1 gallon purged.

1320 : GPI back onsite. Commence drilling to 40' BLS.

1325 : Reach 40' BLS. Purge initiated.

1335 : Sample Collected. LC34-DPT0444-038.0-20160129

Silty. Grey. No Odor. Approx 1 gallon purged.

1337: Begin grouting through rods to surface

1345: Rods & tooling decanned white B.D. mobilizes to Location 57

1350: Set up on loc 57. HA to 5' BLS to clear utilities

1355: Commence drilling to 10' bls.

Rite in the Rain

1/29/2016 LC34 DPT GW Sampling 112g06039

1400: Reached 10' bls. Purge initiated.
1410: Sample Collected. LC34-DPT0445-008.0-20160129
Silty. Grey. No Odor. Approx 1 gallon purged.
1412: Begin drilling to 15' bls.
1420: Reach 15' bls. Purge initiated. Wayne Carroll on site.
1430: Sample Collected. LC34-DPT0445-013.0-20160129
Clear. No Sitt. No odor. Approx 1 gal purged.
1432: Commence drilling to 20' bls.
1440: Reached 20' bls. Purge initiated.
1450: Sample Collected. LC34-DPT0445-018.0-20160129
Lt Grey. Slightly Silty. No Odor. Approx 1 gallon purged.
1452: Commence drilling to 27' BLS.
1458 1508: Reached 27' BLS. Purge initiated.
1510: Sample Collected. LC34-DPT0445-025.0-20160129
LT Grey. Slightly Silty. No Odor. Approx 1 gallon purged.
1512: Commence drilling to 34' BLS.
1520: Reached 34' BLS Purge initiated.
1530: Sample Collected. LC34-DPT0445-032.0-20160129
Grey. Silty. No Odor. Approx 1 gallon purged.
1532: Commence drilling to 40' BLS.
1540: Reached 40' BLS. Purge initiated. 038.0
1550: Sample Collected. LC34-DPT0445-040.0-20160129
Grey. Silty. No Odor. Approx 1 gallon purged.
1552: Begin grouting through rods to surface.
1600: Rod's Tooling decanned w/ steam while B.N. mobilizes to location 58.
1605: Set up on location 58. Hit to 5' bls to clear utilities
1610: Commence drilling to 10' bls
1615: Reach 10' bls. Purge initiated.
1625: Sample Collected. LC34-DPT0446-008.0-20160129
Grey Silty. No Odor. Approx 1 gallon purged.
1627: Commence drilling to 15' bls.
1635: Reached 15' bls. Purge initiated
1645: Sample Collected. LC34-DPT0446-013.0-20160129
Silty. Grey. No Odor. Approx 1 Gallon Purged
1647: Commence drilling to 20' bls.
1655: Reach 20' bls. Purge initiated.
1705: Sample Collected. LC34-DPT0446-018.0-20160129
Grey. Silty. No Odor. Approx 1 gallon purged.
1707 Commence drilling to 27' BLS.
1715 Reach 27' bls. Purge initiated.

Scale: 1 square =

1/29/2016 LC34 DPT GW Sampling 11Zg06039

1725 : Sample Collected. LC34-DPT0446-025.0-20160129

1 Grey. Silty. No Odor. Approx 1 Gallon Purged.

1727 : Commence drilling to 34' bls.

1735 : Reached 34' bls. Purge Initiated.

1745 : Sample Collected. LC34-DPT0446-032.0-20160129

Grey. Silty. No Odor. Approx 1 Gallon Purged.

1747 : Drilling to 40' bls.

1755 : Reached 40' bls. Purge Initiated.

1805 : Sample Collected. LC34-DPT0446-038.0-20160129

LT Grey. Very little silt. No Odor. Approx 1 Gallon purged.

1830 : A.M 3 GAI offsite

1/29/2016

2/1/2016 LC34 DPT Sampling 112g06039

PERSONNEL:	Alex Murphy	TL	Engineer	A.M.
	Brian Nerzworth	GPI	Driller	B.N.
	Jonathan Hump	GPI	Helper	J.H.

OBJECTIVE: DPT GW Sampling PPE: Level D Weather: 80°F Clear Skies

0730: A.M. ARRIVES ONSITE.

0830: WAYNE CESANTELLI ARRIVES ONSITE.

0845: GPI ARRIVES ONSITE. CONDUCT MORNING H&S meeting. Topics DISCUSSED: Slips Trips Falls, Proper PPE, ~~Slips Ft~~ MAINTAIN Hydration

0850: BACK ON LOCATION SB. GROUTING THROUGH RODS TO SURFACE.

0855: RODS AND TOOLING DECONNED w/ steam while B.N. mobilizes to

0900: SET UP ON POINT 59. HA TO 5' BLS TO CLEAR UTILITIES.

0905: Commence DRILLING to 10' BLS.

0910: Reached 10' BLS. Purge initiated.

0920: Sample Collected. LC34-DPT0447-008.0-20160201
Silty. Grey. No Odor. Approx 1 gallon purged.

0922: Commence drilling to 15' bls.

0935: Reach 15' bls. Purge initiated.

0940: Purge complete. Sample Collected. LC34-DPT0447-013.0-20160201
Silty. Grey. No Odor. Approx 1 gallon purged.

0942: Commence DRILLING to 20' bls.

0950: Reached 20' bls. Purge initiated.

1000: Sample Collected. LC34-DPT0447-018.0-20160201
Silty. Grey. No Odor. Approx 1 gallon purged.

1002: Commence DRILLING to 27' BLS.

1010: Reached 27' BLS. Purge initiated.

1020: Sample Collected. LC34-DPT0447-025.0-20160201.
Silty. Grey. No Odor. Approx 1 GALLON PURGED.

1022: Commence DRILLING to 34' BLS.

1030: Reached 34' BLS. Purged initiated.

1040: Sample Collected. LC34-DPT0447-032.0-20160201
Grey. Silty. Organic Odor. Approx 1 gallon purged.

1042: Commence drilling to 40' bls.

1050: Reached 40' bls. Purge initiated.

1100: Sample Collected. LC34-DPT0447-038.0-20160201
Silty. Grey No Odor. Approx 1 gallon purged.

1102: Commence grouting through rods to surface.

1110: Rods & tooling deconned with steam while B.N. mobilizes to point 64.

1115: Set up on point 64. HA to 5' BLS to clear utilities.

1120: Commence drilling to 10' BLS.

1125: Reach 10' bls. Purge initiated.

Scale: 1 square = _____

2/1/2016 LC34 DPT GW Sampling 112G06039

1136 : Sample Collected. LC34-DPT0448-008.0-20160201
Silt. Grey. No Odor. Approx 1 gallon purged.
1137 : Commence drilling to 15' bls.
1145 : Reach to 15' bls. Purge Initiated.
1155 : Sample Collected. LC34-DPT0448-013.0-20160201
Grey Very Silty. No Odor. Approx 1 gallon purged.
1157 : Commence drilling to 20' bls.
1205 : Reached 20' bls. Purge initiated.
1215 : Sample Collected. LC34-DPT0448-018.0-20160201
Grey. Slightly Silty. No Odor. Approx 1 gallon purged.
1217 : Commence drilling to 27' bls.
1225 : Reach 27' bls. purge initiated.
1235 : Sample Collected. LC34-DPT0448-025.0-20160201
Grey. Silty. No Odor. Approx 1 gallon purged.
1237 : Commence drilling to 34' bls.
1245 : Reached ~~A~~ 34' bls. Purge Initiated.
1255 : Sample Collected. LC34-DPT0448-032.0-20160201.
Grey. Silty No Odor. Approx 1 gallon purged.
1257 : Commence drilling to 40' bls.
1305 : Reached 40' bls. purged initiated. GPI offsite for lunch.
1315 : Sample Collected. LC34-DPT0448-038.0-20160201.
Silty Grey no odor.
1335 : GPI back onsite. Grouting through rods to surface.
1340 : Rods & Tooling decanned w/ steam while mobilizing to point 65 & Hand Augering.
1345 : Commence drilling to 10' bls.
1350 : Purge initiated.
1400 : Sample Collected. LC34-DPT0449-008.0-20160201
Grey. Slightly Silty. No Odor. Approx 1 gallon purged.
1402 : Commence drilling to 15' bls.
1410 : Reach 15' bls. Purge initiated.
1420 : Sample Collected. LC34-DPT0449-013.0-20160201
Light Grey. Little Silt. No Odor. Approx 1 gallon purged.
1422 : Commence drilling to 20' bls.
1430 : Reached 20' bls. Purge initiated
1440 : Sample Collected. LC34-DPT0449-018.0-20160201
Light Grey. Slightly Silty. No Odor. Approx 1 gal purged.
1442 : Commence drilling to 27' bls.
1450 : Reached 27' bls. Purge initiated.
1500 : Sample Collected. LC34-DPT0449-025.0-20160201
Slightly Silty. Grey. No Odor. Approx 1 gallon purged.

2/1/2016 LC34 DPT GW Sampling 112806039

1502 : Commence drilling to 34' BLS.

1510 : Reached 34' BLS. Purge Initiated.

1520 : Sample Collected. LC34-DPT0449-032.0-20160201

Clear. Organic odor. No Silt. Approx 1 Gallon Purged.

1522 : Commence drilling to 40' BLS.

1530 : Reached 40' BLS. Purge Initiated.

1540 : Sample Collected. LC34-DPT0449-038.0-20160201

Light Grey. Little Silt. Organic Odor. Approx 1 Gallon Purged.

1542 : Commence Grouting through rods to surface.

1550 : Rods and tooling decanned with steam while B.N. mobilizes to point 37.

1555 : Set up on Point 37. HA to 5' BLS to clear utilities.

1600 : Commence drilling to 10' BLS.

1605 : Reach 10' BLS. Purge Initiated.

1615 : Sample Collected. LC34-DPT0450-008.0-20160201

Grey. Slightly Silty. No Odor. Approx 1 Gallon Purged.

1617 : Commence drilling to 15' BLS.

1625 : Reach 15' BLS. Purge Initiated.

1635 : Sample Collected. LC34-DPT0450-013.0-20160201

Slightly Silty. Grey. Organic Odor. Approx 1 Gallon Purged.

1637 : Commence drilling to 20' BLS.

1645 : Reach 20' BLS. Purge Initiated.

1655 : Sample Collected. LC34-DPT0450-018.0-20160201

Silty. Grey. No Odor. Approx 1 Gallon Purged.

1657 : Commence drilling to 27' BLS.

1705 : Reached 27' BLS. Purge Initiated.

1715 : Sample Collected. LC34-DPT0450-025.0-20160201

Silty. Grey. No Odor. Approx 1 gallon purged.

1717 : Commence drilling to 34' BLS.

1725 : Reach 34' BLS. Purge Initiated.

1735 : Sample Collected. LC34-DPT0450-032.0-20160201.

Silty. Grey. No Odor. Approx 1 Gallon purged.

1737 : Commence drilling to 40' BLS.

1745 : Reached 40' BLS. Purge initiated.

1755 : Sample Collected. LC34-DPT0450-038.0-20160201.

Grey. Silty. No Odor

1800 : A.M. I GOT ARRIVE OFFSITE.

2-1-2016

2/2/2016 LC34 DPT GW Sampling 112g06039

Personnel: Alex Murphy TG Engineer A.M.
Brian Nazworth GPI Driller B.N.
Jonathan Hume GPI Helper J.H.

Objective: DPT GW Sampling

0730: A.M. & GPI arrive onsite. Conduct morning H&S meeting. Topics discussed: Proper Lifting Techniques, Driving on Base, Sun Protection
0735: Begin grouting DPT0450 through rods to surface.
0745: Rods & tooling decon'ed with steam while B.N. mobilizes to Point 38.
0750: Set up on Point 38. HA to 5' bls to clear utilities.
0755: Commence drilling to 10' bls.
0800: Reach 10' bls. Purge initiated.
0810: Sample Collected. LC34-DPT0451-008.0-20160202
Grey. Silty. No Odor. Approx 1 Gallon Purged.
0812: Commence drilling to 15' bls.
0820: Reach 15' bls. Purge Initiated
0830: Sample Collected. LC34-DPT0451-013.0-20160202
Grey. Slightly silty. No Odor. Approx 1 Gallon Purged
0832: Commence drilling to 20' bls.
0840: Reach 20' bls. Purge Initiated.
0850: Sample Collected. LC34-DPT0451-018.0-20160202
Grey. Silty. No Odor. Approx 1 Gallon Purged
0852: Commence Drilling to 27' bls.
0900: Reached 27' bls. Purge Initiated
0910: Sample Collected. LC34-DPT0451-025.0-20160202
Silty. Grey. No Odor. Approx 1 gallon purged.
0912: Commence drilling to 34' bls.
0920: Reach 34' bls. Purge initiated.
0930: Sample Collected. LC34-DPT0451-032.0-20160202
Slightly Silty. Slightly Organic. Grey. Approx 1 gallon purged.
0932: Commence drilling to 40' bls
0940: Reach 40' bls. Purge initiated.
0950: Sample Collected. LC34-DPT0451-038.0-20160202
very silty. no odor. Grey. Approx 1 Gallon purged.
0952: Commence grouting through rods to surface.
1000: Rods & tooling decon'ed w/ steam while B.N. mobilizes to point 39.
1005: Set up on point 39. HA to 5' bls to clear utilities.
1010: Drilling to 10' bls.
1015: Reached 10' bls. Purge initiated.
1025: Sample Collected. LC34-DPT0452-008.0-20160202
Grey. Silty. No Odor. Approx 1 gallon purged.

Rite in the Rain
Scale: 1 square =

2/2/2016 LC34 DPT GW Sampling 112g06039

027 : Commence drilling to 15' BLS.
035 : Reach 15' BLS. Purge Initiated.
045 : Sample Collected. LC34-DPT0452-013.0-20160202
~~047~~ : Grey. Slightly Silty. No odor. Approx 1 gallon purged.
047 : Commence drilling to 20' BLS.
1055 : Reach 20' BLS. Purge initiated.
1105 : Sample Collected. LC34-DPT0452-018.0-20160202
Grey. Silty. No Odor. Approx 1 gallon purged.
1107 : Commence drilling to 27' BLS.
1115 : Reach 27' BLS. Purge initiated.
1125 : Sample Collected. LC34-DPT0452-025.0-20160202
Grey. Silty. No Odor. Approx 1 gallon purged.
1127 : Commence drilling to 34' BLS.
1135 : Reach 34' BLS. Purge initiated.
1145 : Sample Collected. LC34-DPT0452-032.0-20160202
LT Grey. Slightly Silty. Organic Odor. Approx 1 gallon purged
1147 : Commence drilling to 40' BLS.
1155 : Reached 40' BLS. Purge initiated.
1205 : Sample Collected. LC34-DPT0452-038.0-20160202
Grey. ~~No~~ Very Silty. No Odor. Approx 1 gallon purged.
1207 : Commence grouting through rods to surface.
1215 : Rods and tooling deconned with steam while B.D. mobilizes to point 40.
1220 : Set up on point 40. HA to 5' BLS and drilling to 10' commenced.
1225 : Reached 10' bls. Purge initiated.
1235 : Sample Collected. LC34-DPT0453-008.0-20160202
Grey. Slightly Silty. No Odor. Approx 1 gallon purged.
1237 : Commence drilling to 15' BLS.
1245 : Reach 15' BLS. Purge initiated.
1255 : Sample Collected. LC34-DPT0453-013.0-20160202
Grey. Silty. No Odor. Approx 1 Gallon Purged.
1257 : Commence Drilling to 20' BLS
1305 : Reach 20' BLS. Purge Initiated. GPI offsite for lunch
1315 : Sample Collected. LC34-DPT0453-018.0-20160202
Grey. Silty. No Odor. Approx 1 Gallon purged.
1325 : GPI back onsite from lunch. Commence drilling to 27' BLS.
1330 : Reach 27' BLS Purge Initiated.
1340 : Sample Collected. LC34-DPT0453-025.0-20120202
LT Grey. No Silt. Organic Odor. Approx 1 gal purged.
1342 : Commence drilling to 34' BLS.

2/2/2016 LC34 DPT GW Sampling 112y06039

1350: Reached 34' BLS. Purge initiated.

1400: Sample Collected. LC34-DPT0453-032.0-20160202

Light Grey. Slightly Silty. Slightly Organic. Approx 1 gallon purged.

1402: Commence drilling to 40' BLS.

1410: Reach 40' BLS. Purge Initiated.

1420: Sample Collected. LC34-DPT0453-038.0-20160202

Dark Grey. Very Silty. No Odor. Approx 1 Gallon Purged.

1422: Commence Grouting through Rods to Surface.

1427: Rods and tooling decon'ed with steam while B.D. mobilizes to point 41.

1430: Set up on Point 41. HA to 5' BLS and commence drilling to 10'

1435: Reached 10'. Purge Initiated.

1445: Sample Collected. LC34-DPT0454-008.0-20160202

Light Grey. Slightly Silty. No Odor. Approx 1 gallon purged.

1447: Commence Drilling to 15' BLS.

1455: Reached 15' BLS. Purge Initiated.

1505: Sample Collected. LC34-DPT0454-013.0-20160202

LT Grey. Slightly Silty. No odor. Approx 1 gal purged

1507: Commence drilling to 20' BLS.

1515: Reach 20' BLS. Purge Initiated.

1525: Sample Collected. LC34-DPT0454-018.0-20160202

Light Grey. Silty. No Odor. Approx 1 gal purged.

1527: Commence drilling to 27' BLS

1535: Reach 27' BLS Purge Initiated.

1545: Sample Collected. LC34-DPT0454-025.0-20160202

Light grey. Slightly Silty. Organic Odor. Approx 1 gallon purged.

1547: Commence drilling to 34' BLS.

1555: Reach 34' BLS. Purge Initiated.

1605: Sample Collected. LC34-DPT0454-032.0-20160202

Light grey. No odor. Approx 1 gallon purged. Slightly silty.

1607: Commence drilling to 40' bls.

1615: Reach 40' bls. Purge initiated.

1625: Sample Collected. LC34-DPT0454-038.0-20160202

Very Silty. Dark Grey. No Odor. Approx 0.5 gallons purged (depth did not produce well)

1627: Commence grouting through rods to surface.

1635: Rods & tooling decanned with steam. GPI begins site preparation for next week (refueling drill rig, refilling rig with water

1700: A.M. & GPI offsite.

2/2/2016

2/8/2016 LC34 DPT GW Sampling 112g06089

PERSONNEL: Alex Murphy TE Engineer A.M
Brian Nazworth / Jonathan Hume GRI Driller / Helper B.N/J.H.

OBJECTIVE: DPT GW Sampling PPE: Level D Weather: 40°F Clear Skies

0730: A.M. ARRIVES ONSITE.

0915: GPI ARRIVES ONSITE. CONDUCT MORNING H2S MEETING. TOPICS DISCUSSED: Proper PPE, Slips trips falls, MAINTAIN HYDRATION.

0920: SET UP ON POINT 42. HA' TO 5' BLS TO CLEAR UTILITIES.

0925: COMMENCE DRILLING TO 10' BLS.

0930: REACH 10' BLS. PURGE INITIATED.

0940: Sample Collected. LC34-DPT0455-008.0-20160208
CLEAR. NO ODOR. NO SILT. Approx 1 GALLON purged.

0942: Commence drilling to 15' BLS.

0947: Reach 15' BLS. Purge initiated.

0955: Sample Collected. LC34-DPT0455-013.0-20160208
Light Grey. Slightly silty. No odor. Approx 1 Gal purged.

0957: Commence drilling to 20' BLS.

005: Reach 20' BLS. PURGE INITIATED.

1015: Sample Collected. LC34-DPT0455-018.0-20160208
GREY. SILTY. No Odor. Approx 1 GALLON PURGED.

1017: Commence drilling to 27' BLS.

1025: Reach 27' BLS. Purge initiated.

1035: Sample Collected. LC34-DPT0455-025.0-20160208
GREY. SILTY. Slightly ORGANIC. Approx 1 Gallon purged.

1037: Commence drilling to 34' BLS.

1045: Reache 34' BLS Purge initiated.

1055: Sample Collected. LC34-DPT0455-032.0-20160208
CLEAR. No Silt. STRONG ORGANIC ODOR. Approx 1 GALLON PURGED.

1057: Commence drilling to 40' BLS.

1105: Reach 40' BLS. Purge initiated.

1115: Sample Collected. LC34-DPT0455-038.0-20160208
GREY. No Odor. SILTY. Approx 1 gallon purged.

1117: Commence grouting through rods to surface.

1125: Rods & tooling deconned w/ steamwhile B.N. mobilizes to point 43.

1130: Setup on point 43, HA to 5' BLS TO clear utilities AND commence drilling to 10' BLS.

1135: Reach 10' BLS Purge initiated.

1145: Sample collected. LC34-DPT0456-008.0-20160208
Light grey. Silty. No Odor. Approx 1 gallon purged.

1147: Commence drilling to 15' BLS.

1155: Reached 15' BLS. Purge initiated.

Scale: 1 square =

2/8/2016	LC34 DPT GW Sampling	112G06039
1205:	Sample Collected. LC34-DPT0456-013.0-20160208	
	LT Grey. Slightly Silty. No Odor. Approx 1 gallon purged.	
1207:	Commence drilling to 20' BLS.	
1215:	Reach 20' BLS. Purge initiated. GPE offsite for lunch.	
1225:	Sample Collected. LC34-DPT0456-018.0-20160208	
	Grey. Slightly Silty. No Odor.	
1300:	GPE back onsite from lunch. Commence drilling to 27' BLS.	
1310:	Reach 27' BLS. Purge initiated.	
1320:	Sample Collected. LC34-DPT0456-025.0-20160208	
	LT Grey. Slightly Silty. No Odor. Approx 1 gallon purged.	
1322:	Commence drilling to 34' BLS.	
1330:	Reach 34' BLS Purge Initiated.	
1340:	Sample Collected. LC34-DPT0456-032.0-20160208	
	Light grey. Slightly Silty. No Odor. Approx 1 gallon purged.	
1342:	Commence drilling to 40' BLS.	
1350:	Reach 40' BLS. Purge initiated.	
1400:	Sample Collected. LC34-DPT0456-038.0-20160208	
	Grey. Silty. No Odor. Approx 1 gallon purged.	
1402:	Grouting through rods to surface.	
1410:	Rods & tooling decon'ed w/steam while B.N. mobilizes to point 19.	
1415:	Set up on point 19. HA to 5' BLS to clear utilities.	
1420:	Commence drilling to 10' BLS.	
1425:	Reach 10' BLS. Purge initiated.	
1435:	Sample Collected. LC34-DPT0457-008.0-20160208	
	Grey. Silty. No Odor. Approx 1 GALLON PURGED.	
1437:	Commence drilling to 15' BLS.	
1445:	Reach 15' BLS. Purge initiated.	
1455:	Sample Collected. LC34-DPT0457-013.0-20160208	
	Clear. No Silt. No Odor. Approx 1 gallon purged.	
1457:	Commence drilling to 20' BLS.	
1505:	Reach 20' BLS. Purge initiated.	
1515:	Sample Collected. LC34-DPT0457-018.0-20160208	
	Grey. Silty. No Odor. Approx 1 gal purged.	
1517:	Commence drilling to 27' BLS.	
1525:	Reach 27' BLS. Purge initiated.	
1535:	Sample Collected. LC34-DPT0457-025.0-20160208	
	Grey. Silty. No Odor. Approx 1 gallon purged.	
1537:	Commence drilling to 34' BLS.	
1545:	Reach 34' BLS Purge initiated.	
1555:	Sample Collected. LC34-DPT0457-032.0-20160208	

Grey. Slightly Silty. No Odor. Approx 1 gallon purged.
7 : Commence drilling to 40' BLS.
5 : Reach 40' BLS. Purge initiated
5 : Sample Collected. LC34-DPT0457-038.0-20160208
Grey. Very Silty. No Odor. Approx 1 gal purged.
7: Commence grouting through rods to surface.
:5: Rods & tooling decanned with steam while B.N. mobilizes to point 21.
30: Set up on point 21. HA to 5' BLS & commence drilling to 10' BLS.
35 : Reach 10' BLS. Purge initiated.
15: Sample Collected. LC34-DPT0458-008.0-20160208
Slightly silty. Grey. No Odor. Approx 1 gallon purged.
:7: Commence drilling to 15' BLS.
5 : Reach 15' BLS. Purge initiated.
5: Sample Collected. LC34-DPT0458-013.0-20160208
Grey. Slightly silty. No Odor. Approx 1 gallon purged.
1 : Commence drilling to 20' BLS.
5 : Reached 20' BLS. Purge initiated.
:5: Sample Collected. LC34-DPT0458-018.0-20160208
Grey. Silty. No Odor. Approx 1 gallon purged.
:7: Commence drilling to 27' BLS.
5 : Reached 27' BLS. Purge initiated.
15: Sample Collected. LC34-DPT0458-025.0-20160208
Grey. Slightly Silty. Slightly Organic. Approx 1 gallon purged.
17: Commence drilling to 34' BLS.
:5: Reached ~~40~~ 34' BLS. Purge initiated.
5 : Sample collected. LC34-DPT0458-032.0-20160208
Brown. Silty. No odor. Approx 1 gallon purged.
7: Commence drilling to 40' BLS.
:5: Reached 40' BLS Purge initiated. GPI
:5: Sample Collected. LC34-DPT0458-038.0-20160208
Grey. Silty. No Odor. Approx 1 gallon purged.
0: A.M. & GPI offsite.

2/8/2016

: 1 square = _____

2/9/2016 LC34 DPT GW Sampling 112606039

Personnel:	Alex Murphy	TG	Engineer	A.M.
	Brian Nazworth	GPI	Driller	B.N.
	Jonathan Hume	GPI	Helper	J.H.

Objective: DPT GW sampling PPE: Level D Weather: 50°F+ Clear Skies Windy

0730: A.M. & GPI arrive onsite. Conduct morning H&S meeting. Topics Discuss: Slips Trips Falls, Sun Protection, Proper PPE

0735: GPI begins grouting point 21 through rods to surface.

0740: Rods & Tooling Decon'd steam while B.N. mobilizes to Point 23.

0745: Set up on Point 23. HA to 5' BLS to clear utilities.

0750: Commence drilling to 10' BLS

0755: Reach 10' BLS. Purge Initiated.

0805: Sample Collected. LC34-DPT0459-008.0-20160209
Grey. Silty. No Odor. Approx 1 gallon Purged

0807: Commence drilling to 15' BLS.

0815: Reach 15' BLS. Purge initiated.

0825: Sample Collected. LC34-DPT0459-013.0-20160209
Light Grey. No Silt. Approx 1 gallon Purged. Slight Organic

0827: Commence drilling to 20' BLS

0835: Reach 20' BLS. Purge Initiated.

0845: Sample Collected. LC34-DPT0459-018.0-20160209
Light Grey. No Silt. No Odor Approx 1 gallon purged.

0847: Commence drilling to 27' BLS.

0855: Reach 27' BLS. Purge Initiated.

0905: Sample Collected. LC34-DPT0459-025.0-20160209
Grey. Slightly Organic. Slightly Silty. Approx 1 gallon purged.

0907: Commence drilling to 34' BLS.

0915: Reach 34' BLS. Purge Initiated

0925: Sample Collected. LC34-DPT0459-032.0-20160209
Light Grey. Slightly Silty. Slight Org. Approx 1 gallon purged.

0927: Commence Drilling to 40' BLS.

0935: Reach 40' BLS. Purge Initiated.

0945: Sample Collected. LC34-DPT0459-038.0-20160209
Grey. Silty. No Odor. Approx 1 Gallon Purged

0947: Commence Grouting Through Rods to Surface.

0955: Rods and Tooling Decon'd with Steam while B.N. mobilizes to pnt 24.

1000: Set up on point 24. HA to 5' BLS to clear utilities.

1005: Commence drilling to 10' BLS.

1010: Reach 10' BLS. Purge initiated.

1020: Sample Collected. LC34-DPT0460-008.0-20160209
Grey. Silty. No Odor. Approx 1 Gallon Purged.

2/9/2016 LC34 DPT GW Sampling 112g06039

1022 : Commence Drilling to 15' BGS.
1030 : Reach 15' BGS. Purge Initiated
1040 : Sample Collected. LC34-DPT0460-013.0-20160209
Grey. Slightly Silty. No Odor. Approx 1 gallon purged.
1042 : Commence drilling to 20' BGS
1050 : Reach 20' BGS. Purge initiated.
1100 : Sample Collected. LC34-DPT0460-018.0-20160209
Light Grey. Silty No Odor. Approx 1 gallon purged.
1102 : Commence Drilling to 27' BGS.
1110 : Reach 27' BGS. Purge initiated.
1120 : Sample Collected. LC34-DPT0460-025.0-20160209
Grey. Silty. No Odor. Approx 1 gallon purged.
1122 : Commence drilling to 34' BGS.
1130 : Reach 34' BGS. Purge initiated.
1140 : Sample Collected. LC34-DPT0460-032.0-20160209
Slightly Silty. Grey. No Odor. Approx 1 gallon purged.
1142 : Commence Drilling to 40' BGS
1150 : Reach 40' BGS. Purge initiated.
1200 : Sample Collected. LC34-DPT0460-038.0-20160209
Grey. No Odor. Silty. Approx 1 gallon purged.
1202 : Commence grouting through rods to surface.
1210 : Rods and Tooling Decanned w/ steam while B.D. Mobilize to point 25.
1215 : Set up on point 25. HA to 5' BGS to clear utilities
1220 : Commence Drilling to 10' BGS.
1225 : Reach 10' BGS. Purge initiated.
1235 : Sample Collected. LC34-DPT0461-008.0-20160209
Grey. No Odor. Silty. Approx 1 gallon purged.
1237 : Commence Drilling to 15' BGS.
1245 : Reach 15' BGS. Purge initiated.
1255 : Sample Collected. LC34-DPT0461-013.0-20160209
Grey. Silty No Odor. Approx 1 gallon purged.
1257 : Commence drilling to 20' BGS.
1305 : Reach 20' BGS. Purge initiated. GPI offsite for lunch.
1315 : Sample Collected LC34-DPT0461-018.0-20160209
Grey. Silty No Odor. Approx 1 gallon purged.
1350 : GPI Back onsite. Commence drilling to 27' BGS.
1355 : Reach 27' BGS purge initiated.
1405 : Sample Collected. LC34-DPT0461-025.0-20160209
light grey. Slightly silty. No Odor. Approx 1 gallon purged.
1407 : Commence drilling to 34' BGS.

Scale: 1 square =

2/9/2016 LC34 DPT GW Sampling 1126406039

1415: Reach 34' BLS. Purge initiated.
1425: Sample Collected. LC34-DPT0461-032.0-20160209
Grey. Slightly Silty. No Odor. Approx 1 Gallon Purged.
1427: Commence drilling to 40' BLS.
1435: Reached 40' BLS. Purge initiated.
1445: Sample Collected. LC34-DPT0461-038.0-20160209
Silty. Grey. No Odor. Approx 1 gallon purged.
1447: Commence grouting through rods to surface.
1455: Rods & Tooling decanned with steam while B.N. mobilizes to point 02.
1500: Set upon point 02. HA to 5' BLS to clear utilitres.
1505: Commence drilling to 10' bls.
1510: Reach 10' bls. Purge initiated.
1520: Sample Collected. LC34-DPT0462-008.0-20160209
Light grey. Slightly Silty. No Odor. Approx 1 gallon purged.
1522: Commence drilling to 15' BLS.
1530: Reached 15' BLS. Purge initiated.
1540: Sample Collected. LC34-DPT0462-013.0-20160209
Slightly Silty. Grey. No Odor. Approx 1 gallon purged.
1542: Commence drilling to 20' BLS.
1550: Reach 20' BLS. Purge initiated
1600: Sample Collected. LC34-DPT0462-018.0-20160209
Grey. Slightly Silty. No Odor. Approx 1 gallon purged.
1602: Commence drilling to 27' BLS.
1610: Reach 27' BLS. Purge initiated.
1620: Sample Collected. LC34-DPT0462-025.0-20160209
Grey. Silty. Approx 1 gallon purged. No odor.
1622: Commence drilling to 34' BLS.
1630: Reach 34' BLS purge initiated.
1640: Sample Collected. LC34-DPT0462-032.0-20160209
Grey. Slightly Silty. Organic Odor. Approx 1 gallon purged.
1642: Commence drilling to 40' BLS
1650: Reached 40' BLS. Purge initiated.
1700: Sample Collected. LC34-DPT0462-038.0-20160209
Grey. Slightly Silty. Slight Organic Odor. Approx 1 gallon purged.
1702: Commence grouting through rods
1710: Rods and tooling decanned with steam while B.N. mobilizes to point 08.
1715: B.N. SETS UP on Point 08. HA TO 5' BLS TO CLEAR UTILITIES.
1720: Commence drilling to 10' bls.
1725: Reach 10' bls. Purge initiated.
1735: Sample Collected. LC34-DPT0463-008.0-20160209
Light Grey. Slightly Silty. No Odor. Approx 1 gal purged.

2/9/2016 LC34 DPT GW Sampling 112606039

57: Commence drilling to 15' BLS and Purge Initated.

45: Sample Collected. LC34-DPT0463-013.0-20160209

Lt Grey. Slightly silty. No Odor. Approx 1 Gallon Purged.

17: Commence drilling to 20' BLS and Purge Initated.

~~15~~: 1805 Sample Collected. LC34-DPT0463-018.0-20160209

Grey. No Odor. Slightly Silty. Approx 1 Gallon Purged.

10: A.M. 3 GPI offsite.

2/9/2016

2/10/2016 LC34 DPT GW Sampling 1126 06089

PERSONNEL: Alex Murphy TE Engineer A.M.
Brian Nazworth / Jonathan Humr GRI Driller / Helper B.N. / J.H.

OBJECTIVE: DPT GW Sampling PPE: Level D WEATHER: 40°F+ Clear Skies

0730: A.M. & GPI arrives onsite. Conduct morning HSS meeting. Topics discussed: Cold weather. Proper PPE. Slips trip falls

0735: Commence drilling Point 08 to 27' BLS.

0740: Reach 27' BLS. Purge initiated.

0750: Sample Collected. LC34-DPT0463-025.0-20160210

Grey. Silty. No Odor. Approx 1 Gallon Purged

0752: Commence Drilling to 34' BLS.

0800: Reach 34' BLS. Purge Initiated.

0810: Sample Collected LC34-DPT0463-032.0-20160210

LT Grey. No Silt. Slightly Organic. Approx 1 Gallon Purged.

0812: Commence Drilling to 40' BLS

0820: Reach 40' BLS. Purge Initiated

0830: Sample Collected. LC34-DPT0463-038.0-20160210

LT Grey. No Silt. Slightly Organic Approx 1 Gallon Purged.

0832: Commence Grouting through rods to surface.

0840: B.N. mobilizes to Point 10 while J.H. decons rods & tubing.

0845: Set up on Point 10. HA to 5' BLS & commence drilling to 10' BLS.

0850: Reach 10' BLS. Purge Initiated.

0900: Sample Collected. LC34-DPT0463-008.0-20160210

LT Grey. No Silt. No Odor. Approx 1 Gallon Purged

0902: Commence drilling to 15' BLS.

0910: Reach 15' BLS. Purge Initiated

0920: Sample Collected LC34-DPT0464-013.0-20160210

LT Grey. No Silt. No Odor. Approx 1 Gallon Purged

0922: Commence drilling to 20' BLS.

0930: Reach 20' BLS. Purge Initiated.

0940: Sample Collected. LC34-DPT0464-018.0-20160210

Grey. Slightly Silty. No Odor Approx 1 Gallon Purged.

0942: Commence drilling to 27' BLS.

0950: Reach 27' BLS. Purge Initiated.

1000: Sample Collected. LC34-DPT0464-025.0-20160210

Grey. Slightly Silty. Slight Organic Odor. Approx 1 gallon purged.

1002: Commence drilling to 34' BLS.

1010: Reach 34' BLS. Purge Initiated.

1020: Sample Collected LC34-DPT0464-032.0-20160210

Grey. Slightly Silty. Slight Organic Odor. Approx 1 Gallon Purged.

1022: Commence drilling to 40' BLS.

2/10/2016 LC34 DPT GW Sampling 112g06039

:50 : Reached 40' bls. Purge Initiated.

:40 : Sample Collected. LC34-DPT0464-038.0-20160210

Grey. Very silty. No Odor. Approx 1 gallon Purged.

:42 : Commence Grouting Through rods

:50 : B.N. mobilizes to Point 04, while J.H. decons rods and tooling.

:55 : Set up on Point 04. HA to 5' bls and drilling to 10'.

:00 : Reach 10' bls. Purge Initiated.

:0 : Sample Collected. LC34-DPT0465-008.0-20160210

Grey. Slightly Silty. No Odor. Approx 1 gallon Purged.

:12 : Commence Drilling to 15' bls.

:20 : Reach 15' bls. Purge Initiated.

:30 : Sample Collected. LC34-DPT0465-013.0-20160210

Grey. Slightly Silty. No Odor. Approx 1 gallon purged.

:12 : Commence Drilling to 20' bls.

:10 : Reach 20' bls. Purge Initiated.

:50 : Sample Collected. LC34-DPT0465-018.0-20160210

Grey. Slightly Silty. No Odor. Approx 1 gallon purged.

:52 : Commence Drilling to 27' bls.

:00 : Reach 27' bls. Purge Initiated.

:10 : Sample Collected. LC34-DPT0465-025.0-20160210

Grey. Slightly Silty. No Odor. Approx 1 gallon purged.

:12 : Commence Drilling to 34' bls.

:20 : Reach 34' bls. Purge Initiated.

:30 : Sample Collected. LC34-DPT0465-032.0-20160210

Grey. Slightly Silty. Slightly Organic Approx 1 gallon purged.

:32 : Commence Drilling to 40' bls.

:40 : Reach 40' bls. Purge Initiated. GEI offsite for lunch.

:50 : Sample Collected. LC34-DPT0465-038.0-20160210

Grey. Slightly Silty. No Odor. Approx 1 gallon purged.

:10 : GEI back onsite. Commence Grouting through rods to surface

:20 : B.N. mobilizes to Point 06 while J.H. Decons rods & tooling

:25 : BN. sets up on Point 06. HA to 5' bls to clear utilities

:30 : Commence Drilling to 10' bls.

:35 : Reach 10' bls. Purge Initiated.

:45 : Sample Collected. LC34-DPT0466-008.0-20160210

Light Grey. Slightly Silty. No Odor Approx 1 gallon purged

:47 : Commence Drilling to 15' bls.

:52 : Reach 15' bls. Purge Initiated.

:00 : Sample Collected. LC34-DPT0466-013.0-20160210

Grey. Slightly Silty. No Odor. Approx 1 gallon purged

ale: 1 square = _____

2/10/2016 LC34 DPT GW Sampling 112g06039

1402: Commence drilling to 20' BLS.

1407: Reach 20' BLS. Purge initiated.

1415: Sample collected. LC34-DPT0466-018.0-20160210

Grey Slightly Silty. No Odor. Approx 1 gallon purged.

1417: Commence drilling to 27' BLS.

1425: Reach 27' BLS. Purge Initiated.

1435: Sample Collected. LC34-DPT0466-025.0-20160210

Grey. Slightly Silty. No Odor. Approx 1 gallon purged

1437: Commence drilling to 34' BLS.

1445: Reach 34' BLS. Purge Initiated.

1455: Sample Collected. LC34-DPT0466-032.0-20160210

Light Grey. Slightly Silty. Organic Odor. Approx 1 gallon purged.

1457: Commence drilling to 40' BLS.

1505: Reach 40' BLS. Purge Initiated.

1515: Sample Collected. LC34-DPT0466-038.0-20160210

Light Grey. Slightly Silty. Slight Organic Odor. Approx 1 Gallon Purged.

1517: Commence grouting through rods to surface.

1525: B.N. mobilizes to Point 01 while J.H. decons rods & tooling.

1530: Set up on Point 01. HA to 5' BLS and drilling to 10' BLS

1535: Reach 10' BLS. Purge Initiated.

1545: Sample Collected. LC34-DPT0467-008.0-20160210

Grey. Slightly Silty. No Odor. Approx 1 gallon purged.

1547: Commence drilling to 15' BLS.

1552: Reach 15' BLS. Purge Initiated

1600: Sample Collected. LC34-DPT0467-013.0-20160210

Clear. No Silt. No Odor. Approx 1 gallon purged.

1602: Commence drilling to 20' BLS.

1610: Reach 20' BLS. Purge Initiated.

1620: Sample Collected. LC34-DPT0467-018.0-20160210

Light Grey. Very little silt. No Odor. Approx 1 gallon purged.

1622: Commence drilling to 27' BLS.

1630: Reach 27' BLS. Purge Initiated.

1640: Sample Collected. LC34-DPT0467-025.0-20160210

Light Grey. Slightly Silty. Slight Organic Odor. Approx 1 gallon purged

1642: Commence drilling to 34' BLS.

1650: Reached 34' BLS. Purge Initiated.

1700: Sample Collected. LC34-DPT0467-032.0-20160210

Grey. Slightly Silty. No Odor. Approx 1 gallon purged.

1702: Commence drilling to 40' BLS.

1710: Reach 40' BLS. Purge Initiated.

2/10/2016 LC 34 DPT GW Sampling 112g06039

1720: Sample Collected. LC34-DPT0467-038.0-20160210
@ Light Gray. Little Silt. Slight Organic Odor. Approx 1 gallon purged.

1730: GPI 2 A.M. offsite.

2-10-2016

Scale: 1 square = _____

02/11/16 LC34 112G06039

Personnel : Chuck Sorden (CS) Geologist TT
Bryan Nazworth (BN) Driller GPI
Jonathan Hunter (JH) Tech GPI

Weather : Sunny 37°F

PPE : Level D

Health & Safety : Topics – PPE
– IDW
– Wildlife

Objective : Continue DPT GW Sampling

0715 CS/GPI on site; HAS meeting; prep for Today
0745 DPT 0467 Grouted 40' To surface through rods; JH deconning
0755 Setup on Location 03 (DPT0468); hand auger 5' for utilities clearance
0800 Drilling Commenced
0810 Sample Collected LC34-DPT0468-008.0-20160211 Gray silty ; No odor
0825 Sample Collected LC34-DPT0468-013.0-20160211 Gray ; No odor
0835 Sample Collected LC34-DPT0468-018.0-20160211 Gray ; No odor
0850 Sample Collected LC34-DPT0468-025.0-20160211 Gray ; No odor
0905 Sample Collected LC34-DPT0468-032.0-20160211 Gray ; No odor
0925 Sample Collected LC34-DPT0468-038.0-20160211 Gray ; No odor
0935 DPT0468 grouted 40' To surface Through rods; JH deconning; mobilizing to DPT0469 (Location 36)
1000 Setup on DPT0469; 20' W offset from staked location; hand auger 5' for utilities clearance
1005 Drilling Commenced
1015 Sample Collected LC34-DPT0469-008.0-20160211 Gray ; No odor
1030 Sample Collected LC34-DPT0469-013.0-20160211 Gray ; No odor
1045 Sample Collected LC34-DPT0469-018.0-20160211 Gray ; No odor
1100 Sample Collected LC34-DPT0469-025.0-20160211 Gray ; No odor
1115 Sample Collected LC34-DPT0469-032.0-20160211 Gray ; No odor
1135 Sample Collected LC34-DPT0469-038.0-20160211 Gray ; No odor
1145 DPT0469 grouted 40' To surface through rods; JH deconning
1150 Setup on DPT0470 (Location 470); hand auger 5'
1155 Drilling commenced
1205 Sample Collected LC34-DPT0470-008.0-20160211 Gray ; No odor
1220 Sample Collected LC34-DPT0470-013.0-20160211 Gray ; No odor
1235 Sample Collected LC34-DPT0470-018.0-20160211 Gray ; No odor
- GPI offsite to grab lunch
1255 GPI on site
1310 Sample Collected LC34-DPT0470-025.0-20160211 Gray ; No odor
1325 Sample Collected LC34-DPT0470-032.0-20160211 Gray ; No odor

02/11/16

02/11/16 LC34 112606039

1345	Sample Collected	LC34-DPT0470-038.0-20160211	Gray ; No odor
1400	DPT0470 grouted 40' to surface through rods; JH decanning		
1405	Set up on DPT0471 (Location 27) 20' W offset; hand auger 5' for utilities clearance		
1410	Drilling Commenced		
1420	Sample Collected	LC34-DPT0471-008.0-20160211	Gray ; No odor
1435	Sample Collected	LC34-DPT0471-013.0-20160211	Gray ; No odor
1450	Sample Collected	LC34-DPT0471-018.0-20160211	Gray ; No odor
1503	Sample Collected	LC34-DPT0471-023.0-20160211	Gray ; No odor
1520	Sample Collected	LC34-DPT0471-032.0-20160211	Gray ; No odor
1535	Sample Collected	LC34-DPT0471-038.0-20160211	Gray ; No odor
1545	DPT0471 Grouted 40' to surface through rods; JH decanning		
1550	Set up on DPT0472 (Location 29-20' W offset); hand auger 5'		
1555	Drilling Commenced		
1605	Sample collected	LC34-DPT0472-008.0-20160211	Gray ; No odor
1615	Sample Collected	LC34-DPT0472-013.0-20160211	Gray ; No odor
1630	Sample Collected	LC34-DPT0472-018.0-20160211	Gray ; No odor
1645	Sample Collected	LC34-DPT0472-023.0-20160211	Gray ; No odor
1700	Sample Collected	LC34-DPT0472-032.0-20160211	Gray ; No odor
1715	Sample Collected	LC34-DPT0472-038.0-20160211	Gray ; No odor
1730	Site Secured; All offsite		

C.S.

02/11/16

2/12/2016 LC34 DPT GW SAMPLING 112G06039

PERSONNEL:	ALEX MURPHY	TE	ENGINEER	A.M.
	BRIAN NAZWORTH	GPI	DRILLER	B.N.
	JONATHAN HUNR	GPI	HELPER	J.H.

OBJECTIVE: DPT GW SAMPLING PPE: LEVEL D WEATHER: 40°F+ CLEAR SKIES

0730: A.M. & GPI ARRIVE ONSITE. CONDUCT MORNING H&S MEETING. TOPICS DISCUSSED: PROPER PPE. SLIPS TRIPS FALLS. MAINTAIN HYDRATION

0735: GPI BEGINS GROUTING LOCATION 29 THROUGH RODS TO SURFACE.

0745: RODS AND TOOLING DECONNED WITH STEAM BY J.H. WHILE B.N. MOBILIZES TO POINT 30.

0750: SET UP ON POINT 30. (LOCATION 30-20'N OF OFFSET). HA TO 5' BLS TO CLEAR UTILITIES.

0755: COMMENCE DRILLING TO 10' BLS & PURGE INITIATED.

0810: SAMPLE COLLECTED. LC34-DPT0473-008.0-20160212. LT GREY. LITTLE SILT. NO ODOR. APPROX 1 GALLON PURGED. DRILLING TO 15' BLS THEN PURGE INITIATED.

0825: SAMPLE COLLECTED. LC34-DPT0473-013.0-20160212. LT GREY. NO SIH. NO ODOR. APPROX 1 GALLON PURGED. DRILLING TO 20' BLS THEN PURGE INITIATED.

0840: SAMPLE COLLECTED. LC34-DPT0473-018.0-20160212. LT GREY. NO SIH. NO ODOR. APPROX 1 GALLON PURGED. DRILLING TO 27' BLS THEN PURGE INITIATED.

0855: SAMPLE COLLECTED. LC34-DPT0473-025.0-20160212. GREY. SLIGHTLY SILTY. SLIGHT ORG ODOR. APPROX 1 GALLON PURGED. DRILLING TO 34' BLS THEN PURGE INITIATED.

0910: SAMPLE COLLECTED. LC34-DPT0473-032.0-20160212. GREY. SILTY. NO ODOR. APPROX 1 GALLON PURGED. DRILLING TO 40' BLS THEN PURGE INITIATED.

0925: SAMPLE COLLECTED. LC34-DPT0473-038.0-20160212. GREY. SILTY. NO ODOR. APPROX 1 GALLON PURGED. COMMENCE GROUTING THROUGH RODS TO SURFACE.

0935: RODS AND TOOLING DECONNED W/ STEAM BY J.H. WHILE B.N. MOBILIZES TO POINT 31.

0940: SET UPON POINT 31. HA TO 5' BLS THEN DRILLING TO 10' BLS. (POINT 31-20'N of offset)

0950: PURGE INITIATED

1000: SAMPLE COLLECTED. LC34-DPT0474-008.0-20160212. LT GREY. NO ODOR. NO SIH. APPROX 1 GALLON PURGED. DRILLING TO 15' BLS THEN PURGING

1015: SAMPLE COLLECTED. LC34-DPT0474-013.0-20160212. LT GREY. NO ODOR. NO SIH. APPROX 1 GALLON PURGED. DRILLING TO 20' BLS THEN PURGING

1030: SAMPLE COLLECTED. LC34-DPT0474-018.0-20160212. LT GREY. NO ODOR. NO SILT. APPROX 1 GALLON PURGED. DRILLING TO 27' BLS THEN PURGING

1045: SAMPLE COLLECTED. LC34-DPT0474-025.0-20160212. GREY. SLIGHT SIH. SLIGHT ORG ODOR. APPROX 1 GALLON PURGED. DRILLING TO 34' BLS THEN PURGING

1100: SAMPLE COLLECTED. LC34-DPT0474-032.0-20160212. GREY. SILTY. NO ODOR. APPROX 1 GALLON PURGED. DRILLING TO 40' BLS THEN PURGING

1115: SAMPLE COLLECTED. LC34-DPT0474-038.0-20160212. GREY. SILTY. NO ODOR. APPROX 1 GALLON PURGED. COMMENCE GROUTING THROUGH RODS TO SURFACE

1125: COMMENCE DECONNING RODS & TOOLING BY STEAM BY J.H. B.N MOBILIZES TO POINT 25.

1130: SET UP ON POINT 20. HA TO 5' BLS TO CLEAR

1135: COMMENCE DRILLING TO 10' BLS AND PURGE INITIATED.

2/12/2016 LC34 DPT GW Sampling 1126060039

1150: Sample Collected. LC34-DPT0475-008.0-20160212. Grey. Little Silt. No Odor
Approx 1 gallon Purged. Commence drilling to 15' BLS and purge initiated.

1205: Sample Collected. LC34-DPT0475-013.0-20160212. Grey. Little Silt. No Odor.
Approx 1 gallon Purged. Commence Drilling to 20' BLS.

1220: Sample Collected. LC34-DPT0475-018.0-20160212. Grey. Little Silt. No Odor.
Approx 1 gallon Purged. GPI offsite for lunch.

1300: GPI back onsite. Commence drilling to 27' BLS and initiating Purge.

1315: Sample Collected. LC34-DPT0475-025.0-20160212. Grey. Little Silt. Organic Odor.
Approx 1 gallon Purge. Commence drilling to 34' BLS & Purge initiated.

1330: Sample Collected. LC34-DPT0475-032.0-20160212. Grey. Little Silt. No Odor.
Approx 1 gallon Purged. Commence Drilling to 40' BLS and Purging.

1345: Sample Collected LC34-DPT0475-038.0-20160212. Grey. Silty. No Odor.
Approx 1 gallon Purge. Commence grouting through rods.

1355: Rods and tooling decon'ed with steam by J.H. while B.D. mobilizes to Point 13.

1400: Set up on Point 13. HA to 5' BLS to clear utilities & drilling to 10' BLS.

1420: Sample Collected. LC34-DPT0476-008.0-20160212. Clear. No Silt. No Odor.
Approx 1 gallon Purged. Commence drilling to 15' BLS and purge initiated.

1435: Sample Collected. LC34-DPT0476-013.0-20160212. Grey. Slight Silt. No Odor
Approx 1 gallon Purged. Commence Drilling to 20' BLS and Purge Initiated.

1450: Sample Collected. LC34-DPT0476-018.0-20160212. Clear. No Silt. No Odor.
Approx 1 gallon Purged. Commence Drilling to 27' BLS & Purge initiated.

1510: Sample Collected. LC34-DPT0476-025.0-20160212. Slight Org. Little Silt. Lightbrown
Approx 1 Gallon Purged. Commence Drilling to 34' BLS & Purge initiated.

1530: Sample Collected. LC34-DPT0476-032.0-20160212. Grey. Slightly Silty. No Odor
Commence Drilling to 40' BLS and Purge Initiated.

1550: Sample Collected. LC34-DPT0476-038.0-20160212. Grey. Silty. No Odor.
Approx 1 Gallon purged. Commence grouting through rods to surface.

1605: GPI begins end of day site cleanup, including:
Unloading Trailer of supplies that will stay onsite and hooking up trailer to box truck; decanning rods & tooling with steam, Pumping water from decon pad into drums.

1630: A.M. & GPI offsite.

2/12/2016

2/15/2016 DPT GW SAMPLING - LC34 112g06039

PERSONNEL:	Alex Murphy	TL	ENGINEER	A.M.
	Brian Nazworth	GPI	DRILLER	B.N.
	Jonathan Hume	GPI	HELPER	J.H.

OBJECTIVE: DPT GW Sampling PPE: Level D Weather: 60°F+ Partly Cloudy

0730: A.M. ARRIVES ONSITE. RECEIVES CALL FROM GPI that they will be onsite @ 9a.

0935: GPI ARRIVES ONSITE. CONDUCT MORNING H2S Meeting. Topics discussed: Proper PPE, Road Safety, slips trips falls

0945: SET UP ON POINT 11. This point has been RELOCATED 15' EAST TO AVOID Gopher tortoise hole. (RELOCATED FROM SURVEYED STAKE). HA TO 5' BLS TO CLEAR UTILITIES.

0950: COMMENCE DRILLING TO 10' BLS AND PURGE INITIATED.

1005: SAMPLE COLLECTED. LC34-DPT0477-008.0-20160215. Grey. Slight Silt. No Odor. Approx 1 gallon purged. Commence Drilling to 15' BLS & Purge initiated.

1020: SAMPLE COLLECTED. LC34-DPT0477-013.0-20160215. Grey. Slight Silt. No Odor Approx 1 gallon purged. Commence Drilling to 20' BLS & Purge initiated.

1035: SAMPLE COLLECTED. LC34-DPT0477-018.0-20160215. Grey. Slight Silt. No Odor Approx 1 gallon purged. Commence Drilling to 27' BLS & Purge initiated.

1050: Sample Collected. LC34-DPT0477-025.0-20160215. Grey. Slight Silt. Slight Org. Approx 1 gallon purged. Commence drilling to 34' BLS & purge initiated.

1105: Sample Collected. LC34-DPT0477-032.0-20160215. Lt Grey. Slight Silt. No Odor. Approx 1 gallon purged. Commence drilling to 40' BLS & purge initiated.

1120: Sample Collected. LC34-DPT0477-038.0-20160215. Grey. Slight Silt. No Odor. Approx 1 GALLON PURGED. COMMENCE GROUTING THROUGH RODS TO SURFACE.

1130: RODS & TOOLING DECONNED w/ STEAM BY J.H. while B.N MOBILIZES TO Point 15.

1135: SET UP ON point 15. HA TO 5' BLS AND drilling to 10' BLS.

1150: Sample Collected. LC34-DPT0478-008.0-20160215. Lt Grey. No Silt. No Odor. Approx 1 gallon purged. Commence drilling to 15' BLS & purge initiated.

1205: Sample Collected. LC34-DPT0478-013.0-20160215. Lt Grey. No Silt. No Odor. Approx 1 GALLON Purged. Commence Drilling to 20' BLS & purge initiated.

1220: Sample Collected. LC34-DPT0478-018.0-20160215. Lt Grey. Slight Silt. No Odor Approx 1 Gallon Purged. Commence drilling to 27' BLS & Purge initiated.

1235: Sample Collected. LC34-DPT0478-025.0-20160215. Grey. Slightly Silty. No Odor Approx 1 gallon purged. Commence drilling to 34' BLS & purged initiated.

1250: Sample Collected. LC34-DPT0478-032.0-20160215. Grey. Slight Silty. No Odor Approx 1 gallon purged. Commence drilling to 40' BLS & purge initiated.

1305: Sample Collected. LC34-DPT0478-038.0-20160215. Grey. Silty. No Odor Approx 1 GALLON PURGED. GPI OFFSITE FOR LUNCH.

1410: GPI back onsite from lunch. MOBILIZING TO POINT 07.

1420: Setup on point 07. HA to 5' BLS to clear utilities

1425: Commence drilling to 11' BLS. AND purge initiated.

2/15/2016 0479 LC34 DPT GW Sampling 42906039

1440: Sample Collected. LC34-DPT0479-008.0-20160215. Grey. Silty. No Odor
Approx 1 gallon Purged. Commence drilling to 15' BLS and Purged Initiated.
1455: Sample Collected. LC34-DPT0479-013.0-20160215. Grey. Silty. No Odor.
Approx 1 Gallon Purged. Commence drilling to 20' BLS and Purge Initiated.
1510: Sample Collected. LC34-DPT0479-018.0-20160215. Grey. Silty. No Odor.
Approx 1 Gallon Purged. Commence drilling to 27' BLS & Purge Initiated.
1525: Sample Collected. LC34-DPT0479-025.0-20160215. Lt Grey. No Silt. No Odor
Approx 1 Gallon Purged Commence drilling to 34' BLS & Purge initiated.
1540: Sample Collected. LC34-DPT0479-032.0-20160215. Lt Grey. Little Silt. Org. Odor.
Approx 1 Gallon purged Commence drilling to 40' BLS & Purging
1555: Sample Collected. LC34-DPT0479-038.0-20160215. Lt Grey. No Silt. Org Odor.
Approx 1 gallon purged. ~~Commence drilling~~ to Grouting through rods to surface.
1605: Rods & tooling decanned w/ steam while B.D. mobilizes to point 12.
1610: Set up on point 12. HA to 5' BLS to clear utilities and drilling to 10' BLS.
1625: Sample Collected. LC34-DPT0480-008.0-20160215. Grey. No Silt. No Odor.
Approx 1 gallon purged. Commence Drilling to 15' BLS and Purge initiated).
1640: ~~Beach~~ 1st Sample Collected. LC34-DPT0480-013.0-20160215. Grey. No Silt. No Odor.
Approx 1 gallon purged. Commence Drilling to 20' BLS and Purge Initiated.
1655: Sample Collected. LC34-DPT0480-018.0-20160215. Grey. ~~No~~ Silty. No Odor
Approx 1 gallon purged. Commence Drilling to 27' BLS and Purge Initiated.
1710: Sample Collected. LC34-DPT0480-025.0-20160215. Grey. Slight Silt. No Odor
Approx 1 gallon purged. Commence Drilling to 34' BLS and purge initiated.
1725: Sample Collected. LC34-DPT0480-032.0-20160215. Grey. Slight Silt. No Odor
Approx 1 gallon purged.
1730: A.M. 3 GDI offsite.

2/15/2016

2/16/2016 LC 34 DPT GW Sampling 1127060039

Personnel: Alex Murphy TB Engineer A.M.
Brian Nazworth GPI Driller B.N.
Jonathan Hume GPI Helper J.H.

OBJECTIVE: DPT GW Sampling PPE: Level D Weather: 60°F Cloudy/Rainy

0730: A.M. & GPI arrive onsite. Conduct morning HSS meeting; Topics discussed: Proper PPE, Wet surfaces, Wildlife.

0735: Set back up on Point 12. Commence drilling to 40' BLS & Purge initiated.

0750: Sample Collected LC34-DPT0480-038.0-20160216. Grey. Slightly Silty. No Odor. Approx 1 gallon purged. Commence grouting through rods to surface.

0800: Rods and tooling decon'ed w/ steam by J.H. B.N. mobilizes to Point 5.

0810: Set up on point 05. HA to 5' BLS and commence drilling to 10' & purge initiated.

0825: Sample Collected. LC34-DPT0481-008.0-20160216. Grey. Silty. No Odor. Approx 1 gallon purged. Commence drilling to 15' BLS & Purge Initiated.

0840: Sample Collected. LC34-DPT0481-013.0-20160216 Grey. Silty. No Odor. Approx 1 gallon purged. Commence drilling to 20' BLS & Purge Initiated.

0855: Sample Collected. LC34-DPT0481-018.0-20160216. Grey. Silty (slightly). No Odor. Approx 1 gallon purged. Commence drilling to 27' BLS & Purge Initiated.

0910: Sample Collected. LC34-DPT0481-025.0-20160216. Lght Grey. Slightly Silty. No Odor. Approx 1 gallon purged. Commence drilling to 34' BLS. & Purge Initiated.

0925: Sample Collected LC34-DPT0481-032.0-20160216. Lght Grey. Slightly Silty. No Odor. Approx 1 gallon purged. Commence drilling to 40' BLS and purge initiated.

0940: Sample Collected LC34-DPT0481-038.0-20160216. Grey. Silty. No Odor. Approx 1 Gallon Purged. Commence ~~drilling~~ to grouting through rods to surface.

0950: Rods & Tooling decon'ed w/ steam by J.H. while B.N mobilizes to Point 14.

1000: Set up on Point 14. HA to 5' BLS, Drilling to 10' BLS and purge initiated.

1015: Sample Collected. LC34-DPT0482-008.0-20160216. Grey. Slightly Silty. No Odor. Approx 1 Gallon Purged. Commence drilling to 15' BLS and Purge Initiated

1030: Sample Collected. LC34-DPT0482-013.0-20160216. Grey. Slightly Silty. No Odor. Approx 1 Gallon Purged. Commence drilling to 20' BLS & Purge Initiated.

1045: Sample Collected. LC34-DPT0482-018.0-20160216. Clear. No Silt. No Odor. Approx 1 gallon purged. Commence drilling to 27' BLS & Purge initiated.

1100: Sample Collected. LC34-DPT0482-025.0-20160216. CS on site; AM offsite

1115 Sample Collected LC34-DPT0482-032.0-20160216 8260B

1130 Sample Collected LC34-DPT0482-038.0-20160216 8260B

1145 DPT0482 Grouted 40' to surface through rods; PH decanning

1200 Set up on DPT0483 (Location 33; 25' W o/s); hand auger 5'

1205 Drilling Commenced

1215 Sample collected LC34-DPT0483-008.0-20160216 Gray; No Odor

1225 Sample Collected LC34-DPT0483-013.0-20160216 Gray; no odor

1240 Sample Collected LC34-DPT0483-018.0-20160216 Gray; No Odor

02/16/16

Scale: 1 square =

02/16/16		LC34	112G06639
1255	Sample Collected	LC34-DPT0483-025.0-20160216	Gray ; No odor
	- GPI off site for lunch @ 1250		
1315	GPI onsite		
1325	Sample Collected	LC34-DPT0483-032.0-20160216	Gray ; No odor
1340	Sample Collected	LC34-DPT0483-038.0-20160216	Gray ; No odor
1350	DPT 0483 Grouted 40' To surface Through rods ; DH decomming		
1355	Drilling DPT0484 (Location 26) ; previously hand cleared		
1405	Sample Collected	LC34-DPT0484-008.0-20160216	Gray ; No odor
1415	Sample Collected	LC34-DPT0484-013.0-20160216	Gray ; No odor
1430	Sample Collected	LC34-DPT0484-018.0-20160216	Gray ; No odor
1445	Sample Collected	LC34-DPT0484-025.0-20160216	Gray ; No odor
1500	Sample Collected	LC34-DPT0484-032.0-20160216	Gray ; No odor
1515	Sample Collected	LC34-DPT0484-038.0-20160216	Gray ; No odor
1525	DPT0484 Grouted 40' to surface through rods ; Begin Decon and Demob		
1600	Site Secured ; All offsite		

5/16/2016 NASA KSC LC34 112g06039

Personnel: Alex Murphy T+E Engineer
Kevin Valentino GPI Driller
Daniel Curtis GPI Helper

0715: A.M. arrives at badging office. Awaiting Drillpro.
0800: Drillpro arrives at Badging office. A.M mobilizes to LC34 picking up ice en ro
0900: A.M. arrives at LC34.
0945: A.M. receives call from Drillpro. They have been badged and are moving to LC34, must stop @ south vehicle inspection.
1030: Drill pro arrives onsite. Conducts H2S meeting: Topics discussed full review of HASP
1045: Drill pro begins setting up decon pad etc. I conducting my inspec
1100: Rods and tooling deconned w/ steam. Extra time needed to decon as rods showed up onsite w/ clay and soil from previous site still
1145: Set up on location 14. (DPT0485) HA to 5' BLS to clear utl.
1150: Commence drilling to 10' bls.
1155: Purge initiated.
1205: Sample Collected. LC34-DPT0485-008.0-20160516
Gray. Slightly Silty. No Odor. Approx 1 gallon purged.
1215: Sample Collected. LC34-DPT0485-013.0-20160516.
Grey. Slightly Silty. No Odor. Approx 1 Gallon Purged.
1230: Sample Collected. LC34-DPT0485-018.0-20160516.
Grey. Slightly Silty. No Odor. Approx 1 gallon purged.
1235: Box truck struck. Attempting to pull out w/ Drill Rig.
1255: GPI offsite for lunch.
1315: GPI back onsite. Begin grouting DPT0485 through rods to surface
1320: Hand Auger to 5' bls to clear utilities
1325: Commence drilling to 10' bls & purging. (location 13)
1335: Sample Collected. LC34-DPT0486-008.0-20160516.
Light grey. No Odor. Approx 1 gallon purged. Slightly Silty.
1345: Sample Collected. LC34-DPT0486-013.0-20160516.
Light brown. No Odor. Slightly Silty. Approx 1 gallon purged.
1420 Rods & Tooling decon'ed. DPT hole grouted.
1420: Set up on location 12. HA to 5' bls to clear utilities and drilling to 10' bls.
1425: Purge initiated
1435: Sample Collected. LC34-DPT0487-008.0-20160516.
Grey. Slightly Silty. No Odor. Approx 1 gallon purged.
1445: Sample Collected. LC34-DPT0487-013.0-20160516
Grey. Slightly Silty. No Odor. Approx 1 gallon purged.
1450: grouting to surface.

Scale: 1 square = _____

5/16/2016 NASA KSC LC34 DPT Sampling HZ046039

1455: Set up on location 11 (DPT0488) HA to 5' bls ~~and purge initiated.~~ drilling to 10' bls.
1500: Purge initiated.
1510: Sample Collected. LC34-DPT0488-008.0-20160516.
Grey. Slightly Silty. No Odor. Approx 1 gallon purged.
1520: Sample Collected. LC34-DPT0488-013.0-20160516
Grey. No Odor. Slightly Silty. Approx 1 gallon purged.
1525: Grouting to surface.
1530: Set up on location 4 (DPT0489). HA to 5' bls & drilling to 10' bls
1540: Sample Collected. LC34-DPT0489-008.0-20160516.
Light grey. No Odor. Slightly silty. Approx 1 gallon purged.
1550: Sample Collected. LC34-DPT0489-013.0-20160516.
Light grey. little to no silt. No Odor. Approx 1 gallon purged.
1555: grouting to surface through rods.
1600: Set up on location 5 (DPT0490). Drilling to 10' bls & purging.
1610: Sample Collected. LC34-DPT0490-008.0-20160516
Light grey. No Odor. Slightly Silty. Approx 1 gallon purged.
1620: Sample Collected. LC34-DPT0490-013.0-20160516.
Light grey. No Odor. Slightly Silty. Approx 1 gallon purged.
1630: Grouting through rods to surface.
1640: Rods & tooling decanned w/ steam.
1700: Set up on location 7. (DPT0491) HA to 5' bls to clear utilities
~~1715~~ and drilling to 10' bls.
1715: Purge initiated.
1715: Sample Collected. LC34-DPT0491-008.0-20160516
Light grey. No odor. Little silt. Approx 1 gallon purged.
1725 Sample Collected LC34-DPT0491-013.0-20160516
Light grey. No odor. Little silt. Approx 1 gallon purged
1730 grouting through rods to surface.
1740: Setup on location 8. HA to 5' bls to clear utilities.
1750: Sample Collected. LC34-DPT0492-008.0-20160516
Light grey. No odor. Little silt. Approx 1 gallon purged.
1800: Sample Collected. LC34-DPT0492-013.0-20160516
Light grey. No odor. Little Silt. Approx 1 gallon.
1805: Grouting through rods to surface.
1810: ~~Commence drilling to~~ Set up on location 9 (DPT0493)
~~1820~~ HA to 5' bls to clear utilities. drill to 10' bls & purge initiated
1820: Sample Collected. LC34-DPT0493-008.0-20160516.
Light grey. No Odor. No Silt. Approx 1 gallon purged.
1830: Sample Collected. LC34-DPT0493-013.0-20160516

Rain ~~after~~

Scale: 1 square = ___

5/17/2016 NASA KSC LC34 DPT GW Sampling 112g06039

PERSONNEL: Alex Murphy TT Engineer A.M.
Kevin Valentino GPI Driller K.V.
Daniel Curtin GPI Helper D.C.

0655: A.M. 3 GPI ARROVE ONSITE. Conduct morning H&S meeting.
Topics discussed: Weather (50/50 rule), Heat (proper hydration)
0715: GPI Begins preparing for the day.
0720: Set up on LOC 10 (DPT0494). HA TO 5' bls to clear utilities
0745: Sample Collected. LC34-DPT0494-008.0-20160517
Light grey. No Odor. Little Silt. Approx 1 gallon purged.
0755: Sample Collected: LC34-DPT0494-013.0-20160517
Light grey. No Odor. Little Silt. Approx 1 gallon purged.
0800: grouting through rods to surface.
0805: Set up on location 15 (DPT0495) HA to 5' bls to clear uti
0815: Sample Collected. LC34-DPT0495-008.0-20160517
Light Grey. No Odor. Little Silt. Approx 1 gallon purged.
0825: Sample Collected. LC34-DPT0495-013.0-20160517
Light grey. No Odor. Little Silt. Approx 1 gallon purged.
0830: grouting through rods to surface.
0835: Set up on Location 16 (DPT0496). HA to 5' bls to clear uti
0845: Sample Collected. LC34-DPT0496-008.0-20160517
Light grey. No Odor. Little Silt. Approx 1 gallon purged.
0855: Sample Collected: LC34-DPT0496-013.0-20160517
Light grey. No Odor. Little Silt. Approx 1 gallon purged.
0900: grouting through rods to surface
0905: Set up on Location 17 (DPT0497) HA to 5' bls to clear util
0915: Sample Collected. LC34-DPT0497-008.0-20160517
Light grey. No Odor. Little silt. Approx 1 gallon purged.
0925: Sample Collected. LC34-DPT0497-013.0-20160517
Light grey. No Odor Approx 1 gallon purged.
0930: Grouting through rods to surface.
0940: GPI deconning rods & tooling w/ steam.
1000: Landmark to pick up first round of samples.
GPI staged on Stake 18 (DPT0498). HA to 5' bls to clear utilities
1010: Sample Collected. LC34-DPT0498-008.0-20160517
← ~~Light~~ Grey. No Odor. Silty. Approx 1 gal purged.
1020: Sample Collected. LC34-DPT0498-013.0-20160517
Light Grey/Clear. No Odor. No Silt. 1 gal purged.
1035 Sample Collected LC34-DPT0498-018.0-20160517
Grey. Silty. No Odor. Approx 1 gal purged.

Scale: 1 square =

1040: Grouting through rods to surface.
1045: Set up on Location 21 (DPT0499). HA to 5' bls to clear utilities
1100: Sample Collected. LC34-DPT0499-008.0-20160517
Light Grey. No Silt. No Odor. Approx 1gal purged.
1110: Sample Collected. LC34-DPT0499-013.0-20160517
Light Grey No Silt. No Oder. Approx 1 gal purged.
1125: Sample Collected LC34-DPT0499-018.0-20160517.
Grey. Silty. No Oder. Approx 1 gal purged.
1140: Sample Collected. LC34-DPT0499-025.0-20160517.
Grey. Silty. No Odor. Approx 1 gallon purged.
1155: Sample Collected. LC34-DPT0499-032.0-20160517
Grey. Slightly Silty. No Odor. Approx 1 gallon purged.
1210: Sample Collected. LC34-DPT0499-038.0-20160517
Grey. Slightly Silty. No Odor. Approx 1 gallon purged.
GPI offsite for lunch.
1320: GPI back from lunch. Begin decon'ing equipment. Rods + tooling.
1330: End phase II. Discontinuing work.
1520: Phase II discontinued. GPI continues decon'ing equipment.
1535: Setup on Location 26. HA to 5' bls to clear utilities
1555: Sample Collected. LC34-DPT0500-032.0-20160517
Grey. Slightly Silty. No Odor. Approx 1 gal purged.
1600: Grouting through the rods to surface
1605: Set up on Location 27 (DPT0501). HA to 5' bls to clear utilities.
1615: Sample Collected. LC34-DPT0501-008.0-20160517
Grey. Slightly Silty. No Odor. Approx 1 gallon purged.
1625: Sample Collected. LC34-DPT0501-013.0-20160517
Clear. No Odor. No Silt. Approx 1 gallon purged.
1640: Sample Collected. LC34-DPT0501-018.0-20160517
Clear. No Odor. No Silt. Approx 1 gallon purged.
1655: Sample Collected. LC34-DPT0501-025.0-20160517
Grey. No Odor Silty. Approx 1 gallon purged.
1710: Phase II ineffective. GPI offsite. A-M. to NASA KSC to drop off samples

Rite in the Rain
Scale: 1 square = __

5/18/2016 NASA KSC LC34 DPT Sampling 112g06039

PERSONNEL: Alex Murphy TE Engineer A.M.
Kevin Valentino GPI Driller K.V.
Daniel Curtin GPF Helper D.C.

0650: A.M. Arrives onsite.
0705: GPI arrives onsite. Conduct morning H&S meeting. Topics Discussed; Weather (30/30 Rule) Prepare hydration
0710: Set up on Location 29 (DPT0502).
0720: Sample Collected. LC34-DPT0502-008.0-20160518
Light Grey. No Odor. Little Silt. Approx 1 gallon purged.
0730: Sample Collected. LC34-DPT0502-013.0-20160518
Light Grey. No Odor. Silty. Approx 1 gallon purged.
0745: Sample Collected. LC34-DPT0502-018.0-20160518
Grey. Silty. No Odor. Approx 1 gallon purged.
0800: Sample Collected. LC34-DPT0502-025.0-20160518
Grey. Silty. No Odor. Approx 1 gallon purged.
0805: Grouting through rods to surface.
0815: Rods & Tooling Decon'ed with Steam
0825: Set up on Location 28 (DPT0503). HA to 5' bls to clear utilities.
0835: Sample Collected. LC34-DPT0503-008.0-20160518.
Grey. Slightly Silty. No Odor. Approx 1 gallon purged.
0845: Sample Collected. LC34-DPT0503-013.0-20160518
Grey. Slightly Silty. No Odor. Approx 1 gallon purged.
0900: Sample Collected LC34-DPT0503-018.0-20160518
Very Silty. Dark Grey. No Odor. Approx 1 gallon purged.
0915: Sample Collected. LC34-DPT0503-025.0-20160518
Light Grey. Slightly Silty. No Odor. Approx 1 gallon purged.
0930: Sample Collected. LC34-DPT0503-032.0-20160518
Very Silty. Dark Grey. No Odor. Approx 1 gallon purged.
0935: Grouting through rods to surface.
0945: Set up on location 24 (DPT0504). HA to 5' bls to clear u
0955: Sample Collected. LC34-DPT0504-008.0-20160518
Light grey. Little Silt. No Odor. Approx 1 gallon purged.
1005: Sample Collected. LC34-DPT0504-013.0-20160518
Grey. Slightly Silty. No Odor. Approx 1 gallon purged.
1020: Sample Collected. LC34-DPT0504-018.0-20160518
Grey - Slightly Silty. No Odor. Approx 1 gallon purged.
1035: Sample Collected. LC34-DPT0504-025.0-20160518
Grey. Slightly Silty. No Odor. Approx 1 gallon purged.
1050: Sample Collected. LC34-DPT0504-032.0-20160518
Grey. Slightly Silty. No Odor. Approx 1 gallon purged.

Scale: 1 square = _____

5/18/2016 NASA KSC LC34 DPT GW Sampling 112g060039

1050: Boring through rods to surface.
1100: Rods and tooling decon'ed with steam
1120: Set up on location 23 (DPT0505). HA to 5' bls to clear utilities
1130: Sample Collected. LC34-DPT0505-008.0-20160518
Clear. No Odor. No Silt. Approx 1 gallon purged.
1140: Sample Collected. LC34-DPT0505-013.0-20160518
Silty. Grey. No Odor. Approx 1 gallon purged.
1155: Sample Collected. LC34-DPT0505-018.0-20160518
Grey. Silty. No Odor. Approx 1 gallon purged.
1210: Sample Collected. LC34-DPT0505-025.0-20160518
Grey. Silty. No Odor Approx 1 gallon purged.
GPI to lunch.
1325: GPI back from lunch.
1330: Set up on LOC 20. (DPT0506). HA to 5' bls to clear utilities.
1340: Sample Collected. LC34-DPT0506-008.0-20160518
Grey. Silty. No Odor. Approx 1 gallon purged.
1350: Sample Collected. LC34-DPT0506-013.0-20160518
Grey. Silty. No Odor. Approx 1 gallon purged.
1405: Sample Collected. LC34-DPT0506-018.0-20160518
Grey. Silty. No Odor. Approx 1 gallon purged.
1420: Sample Collected. LC34-DPT0506-025.0-20160518
Grey. Slightly Silty. No Odor. Approx 1 gallon purged.
1425: Grouting through rods to surface
1430: Set up on STAGE 1A. (DPT0507). HA to 5' bls to clear utilities
1440: Sample Collected. LC34-DPT0507-008.0-20160518
Grey. Silty. No Odor. Approx 1 gal purged
1450: Sample Collected. LC34-DPT0507-013.0-20160518
Grey. Silty. No Odor. Approx 1 gal purged.
1455: Grouting through rods to surface.
1505: Rods & tooling decon'ed w/ steam
1520: Set up on Location 25. HA to 5' bls to clear utilities.
1530: Sample Collected. LC34-DPT0508-013.0-20160518
Light grey. Little Silt. No Odor. Approx 1 gallon purged.
1545: Sample Collected. LC34-DPT0508-018.0-20160518.
Light grey. Silty. No Odor Approx 1 gallon purged
1600: Sample Collected. LC34-DPT0508-025.0-20160518
Light Grey. Silty. No Odor Approx 1 gallon purged
1615: Sample Collected. LC34-DPT0508-032.0-20160518
Light grey. Silty. No Odor. Approx 1 gallon purged
1620: Grouting through rods to surface.

Rite in the Rain
Scale: 1 square = __

5/18/2016 NASA KSC LC34 112906039

1630: Set up @ Loc 30 (DPT0509). Had to 5' bks to clear utilities.

1640: Sample Collected. LC34-DPT0509-008.0-20160518
Clear. No odor. No silt. Approx 1 gallon purged.

1650: Sample Collected. LC34-DPT0509-013.0-20160518
Silty. Grey. No Odor. Approx 1 Gallon purged.

1705: Sample Collected. LC34-DPT0509-018.0 20160518
Silty. Grey. No Odor. Approx 1 gallon purged.

1710: GPI & A.M. offsite. A.M. to deliver samples to Landmark.

5/18/2016

Scale: 1 square = _____

5/19/2016 NASA KSC LC34 DPT GW Sampling. 112g06039

Personnel: Alex Murphy Tt Engineer
Daniel Curtin Helper GPI Kevin Valentine Driller GPI

~~0720~~ 0700: A&M & GPI Arrive onsite. Conduct morning H&S meeting

0720: SAMPLE COLLECTED: LC34-DPT0509-025.0-20160519
CLEAR. No Odor. No Silt. Approx 1 gallon purged

0735: SAMPLE COLLECTED: LC34-DPT0509-032.0-20160519
Slightly Silty. Slight Organic. Approx 1 gallon purged.

0740: Grouting through rods to surface.

0750: Set up on Loc 31 (DPT0510). HA to 5' BLS to clear utilities

0800: Sample Collected. LC34-DPT0510-008.0-20160519
Light grey. Slightly Silty. No Odor. Approx 1 gallon purged.

0805: RODS AND TOOLING DECONNED w/ STEAM

0835: Sample Collected. LC34-DPT0510-013.0-20160519
Grey. Little Silt. No Odor. Approx 1 gallon purged.

0850: Sample Collected. LC34-DPT0510-018.0-20160519
Grey. Silty. No Odor. Approx 1 gallon purged.

0905: Sample Collected. LC34-DPT0510-025.0-20160519
Grey. Silty. No Odor. Approx 1 gallon purged.

0920: Sample Collected. LC34-DPT0510-032.0-20160519
Grey. Silty. Slightly Organic. Approx 1 gallon purged.

0935: SAMPLE COLLECTED. LC34-DPT0510-038.0-20160519
Grey. Silty. No Odor. Approx 1 gallon purged.

0940: Grouting through rods to surface.

0950: Setting up on Location 32. HA to 5' bls to clear utilities.

1000: Sample Collected. LC34-DPT0511-008.0-20160519
Clear. No Odor. No Silt. Approx 1 gallon purged.

1010: Sample Collected. LC34-DPT0511-013.0-20160519
Clear. No Odor. No Silt. Approx 1 gallon purged.

1025: Sample Collected. LC34-DPT0511-018.0-20160519
Clear. No Odor. No Silt. Approx 1 gallon purged.

1040: Sample Collected LC34-DPT0511-025.0-20160519
Grey. Slightly Silty. No odor. Approx 1 gallon purged.

1055: Sample Collected. LC34-DPT0511-032.0-20160519
Grey. Silty. Slight Organic. Approx 1 gallon purged.

1110: Sample Collected. LC34-DPT0511-038.0-20160519
Dark Grey. Slightly Organic. Silty. Approx 1 gallon purged.

1115: Grouting through rods to surface.

1125: Commence ~~grouth~~ decons rods and tooling with steam.

1135: Set up on Location 22 (DPT0512) HA to 5' bls to clear utilities

1145: Sample Collected. LC34-DPT0512-008.0-20160519

Rite in the Rain

Scale: 1 square =

5/19/2016 NASA KSC LC34 DPT GW Sampling 112g060039

Grey. Silty. No Odor. Approx 1 gallon purged.

1155: Sample Collected. LC34-DPT0512-013.0-20160519.
Grey. Silty. Slightly Organic. Approx 1 gallon purged

1210: Sample Collected. LC34-DPT0512-018.0-20160519
Grey. Silty. No Odor. Approx 1 gallon purged.

1225: Sample Collected. LC34-DPT0512-025.0-20160519
Grey Silty. No Odor. Approx 1 gallon purged.
GPI offsite for lunch.

1325: BEI back onsite from lunch. D.C. decanning rods while K.V. sets up on location 52 (DPT0513). HA to 5' bls to clear utilities.

1335: Sample Collected. LC34-DPT0513-008.0-20160519.
Clear. No Odor. No Silt. Approx 1 gallon purged.

1345: Sample Collected. LC34-DPT0513-013.0-20160519
Clear. No Odor. No Silt. Approx 1 gallon purged.

1355: Sample Collected. LC34-DPT0513-018.0-20160519
Clear. No Odor. No Silt. Approx 1 gallon purged.

1410: Sample Collected. LC34-DPT0513-025.0-20160519
Grey Grey. Slightly Silty. No Odor. Approx 1 gallon purged.

1415: Grouting through rods to surface.

1425: Rods & tooling decanned w/ steam, while K.V. mobilizes to Loc 6. HA to 5' bls to clear utilities.

1435: Sample DPT0514 collected. LC34-DPT0514-008.0-20160519
Grey. Slightly Silty. Approx 1 gallon purged.

1440: Grouting through rods to surface.

1445: Set up on Location 47. (DPT0515) HA to 5' bls to clear utilities.

1455: Sample Collected. LC34-DPT0515-008.0-20160519
Grey. Slightly Silty. No Odor. Approx 1 gallon purged.

1500: Grouting through rods to surface. Then set up on location 46 (DPT0516). HA to 5' bls to clear utilities.

1515: Sample Collected. LC34-DPT0516-008.0-20160519
Grey. Slightly Silty. No Odor. Approx 1 gallon purged.

1520: Grouting through rods to surface. & Setting up on Location 48 (DPT0517) & HA to 5' bls to clear utilities.

1530: Sample Collected. LC34-DPT0517-008.0-20160519
Grey. No Odor. Silty. Approx 1 gallon purged.
Phase II in effect.

1600: A.M. calls Cape Weather for update. There is approx 30 min window from 1600 to 1630 before a second Phase II starts.

1615: GPI & A.M offsite.

Scale: 1 square = _____

DNAPL SOURCE ZONE – DPT SAMPLING

FIELD FORMS

09/24/18 LC34 112G08069

Personnel : Chuck Sorden (CS) Geologist Tt
Jeff Ziegler (JZ) Driller GPI
Gama Rivera (GR) Tech GPI

weather : Sunny 88°F

PPE : Level D

Health & Safety (HAS) : Topics : SSHASP; PPE; Heat Stress

objective : Begin DPT Investigation @ LC34

0830 CS @ Body office

0940 GPI @ Body

1000 CS on site

1040 GPI on site; HAS Meeting; Daily prep; Site setup

1115 Set up on DPT0642 (State 10); hand auger 5'

1125 Drilling Commenced

1140 Sample collected LC34-DPT0642-008.6-20180924 (10) Arm ; Organic odor
- GPI running to Cafeteria to grab quick lunch

1215 GPI on site, Drilling resumed

1230 Sample collected LC34-DPT0642-013.0-20180924 (10) Gray ; No odor

1245 Sample collected LC34-DPT0642-018.0-20180924 (10) Gray ; No odor

1300 Sample collected LC34-DPT0642-023.0-20180924 (10) Gray ; No odor

1315 Sample collected LC34-DPT0642-028.0-20180924 (10) Gray ; No odor

1330 Sample collected LC34-DPT0642-033.0-20180924 (10) Gray ; No odor

1345 Sample collected LC34-DPT0642-038.0-20180924 (10) Gray ; No odor

1400 Sample collected LC34-DPT0642-043.0-20180924 (10) Gray ; No odor

1420 Sample collected LC34-DPT0642-048.0-20180924 (10) Gray ; No odor
- Decon'g Screens after setting up pit

1445 Screens Decon'd; Drilling resumed

1510 Sample collected LC34-DPT0642-053.0-20180924 (10) Gray ; No odor

1530 Sample collected LC34-DPT0642-058.0-20180924 (10) Gray ; No odor

1555 Sample collected LC34-DPT0642-063.0-20180924 (10) Gray ; No odor

1625 Sample collected LC34-DPT0642-068.0-20180924 (10) Gray ; No odor

1645 Sample collected LC34-DPT0642-073.0-20180924 (10) Gray ; No odor

1710 Sample collected LC34-DPT0642-078.0-20180924 (10) Gray ; No odor

1735 Sample collected LC34-DPT0642-083.0-20180924 (10) Gray ; No odor

1805 Sample collected LC34-DPT0642-088.0-20180924 (10) Gray ; No odor

1815 offsite

CS

09/24/18

Rite in the Rain.

Scale: 1 square =

09/25/18 LC34 112G-080C9

Personnel : Chuck Sorden (CS) Geologist Tt
Jeff Ziegler (JZ) Driller GPI
Gama Rivera (GR) Tech GPI

Weather : Sunny 79°F

PPE : Level D

Health & Safety (H&S) : Topics - PPE; Heat Stress; IDW

Objective : Continue DPT GW Investigation

0640 CS on site; Calibrate PID
0720 GPI on site; H&S meeting
0725 Drilling resumed; GR Decon'ing
0805 Sample Collected LC34-DPT0642-093.0-20180925 (10) Gry ; No odor
0840
0830 Sample Collected LC34-DPT0642-098.0-20180925 (10) Gry ; No odor
0925
0910 Sample Collected LC34-DPT0642-103.0-20180925 (10) Gry ; No odor
-Poor producing formation; very silty
1005 DPT0642 pressure grouted 105' TO surface trip rods
1035 Rig rods & tooling decon'd w/ steam
1040 Set up on DPT0643 (Stake 11); hand auger 5'
1045 Drilling Commenced
1100 Sample Collected LC34-DPT0643-008.0-20180925 (11) Gry ; Gyp... odor
1115 Sample Collected LC34-DPT0643-013.0-20180925 (11) Gry ; No odor
1130 Sample Collected LC34-DPT0643-018.0-20180925 (11) Gry ; No odor
-GPI offsite for lunch
1155 GPI on site
1200 Drilling Resumed
1215 Sample Collected LC34-DPT0643-023.0-20180925 (11) Gry ; No odor
1230 Sample collected LC34-DPT0643-028.0-20180925 (11) Gry ; No odor
1245 Sample Collected LC34-DPT0643-033.0-20180925 (11) Gry ; No odor
1300 Sample Collected LC34-DPT0643-038.0-20180925 (11) Gry ; No odor
1315 Sample collected LC34-DPT0643-043.0-20180925 (11) Gry ; No odor
1330 Sample Collected LC34-DPT0643-048.0-20180925 (11) Gry ; No odor
-Decon'ing Screens
1405 Sample Collected LC34-DPT0643-053.0-20180925 (11) Gry ; No odor
1425 Sample Collected LC34-DPT0643-058.0-20180925 (11) Gry ; No odor
1455
1445 Sample Collected LC34-DPT0643-063.0-20180925 (11) Gry ; No odor
1520 Sample Collected LC34-DPT0643-068.0-20180925 (11) Gry ; No odor
1545 Sample Collected LC34-DPT0643-073.0-20180925 (11) Gry ; No odor
1610 Sample Collected LC34-DPT0643-078.0-20180925 (11) Gry ; No odor
1645 Sample Collected LC34-DPT0643-083.0-20180925 (11) Gry ; No odor
1720 Sample Collected LC34-DPT0643-088.0-20180925 (11) Gry ; No odor
1735 Offsite

09/25/18

09/26/18 LC34 112G08069

Personnel : Chuck Sorden (CS) Geologist T+
Jeff Zeigler (JZ) Driller GPI
Gama Rivera (GR) Tech GPI

Weather : Sunny 75°F

PPE : Level D

Health & Safety (HAS) : Topics - Heat Stress; Weather; PPE

Objective : Continue DPT investigation

0640 CS on site
0705 GPI on site; HAS meeting; Daily pump
0715 Drilling resumed
0755 Sample Collected LC34-DPT0643-093.0-20180926 (10) Gray ; No odor
0825 Sample Collected LC34-DPT0643-098.0-20180926 (10) Gray ; No odor
0905 Sample collected LC34-DPT0643-103.0-20180926 (10) Gray ; No odor
0940 DPT0643 pressure grouted 105' to surface through rods
1020 Rig rods & tooling decon'd w/ steam
1035 Set up on DPT0644 (Stake 12); had auger 5'
1040 Drilling Commenced
1055 Sample Collected LC34-DPT0644-008.0-20180926 (12) Brown ; No odor
1110 Sample collected LC34-DPT0644-013.0-20180926 (12) Gray ; No odor
1125 Sample Collected LC34-DPT0644-018.0-20180926 (12) Gray ; No odor
1140 ~~1135~~ Sample Collected LC34-DPT0644-023.0-20180926 (12) Gray ; No odor
1150 GPI of site for lunch and to replace Burst steamer hose
1300 GPI on site; Drilling resumed
1315 Sample collected LC34-DPT0644-028.0-20180926 (12) Gray ; No odor
1330 Sample collected LC34-DPT0644-033.0-20180926 (12) Gray ; No odor
1345 Sample collected LC34-DPT0644-038.0-20180926 (12) Gray ; No odor
1400 Sample collected LC34-DPT0644-043.0-20180926 (12) Gray ; No odor
1420 Sample Collected LC34-DPT0644-048.0-20180926 (12) Gray ; No odor
- Decoring after jump starting Box truck
1440 Jump started
1455 Sleeves Decon'd
1500 Drilling resumed
1515 Sample Collected LC34-DPT0644-053.0-20180926 (12) Gray ; No odor
1540 Sample Collected LC34-DPT0644-058.0-20180926 (12) Gray ; No odor
1605 Sample Collected LC34-DPT0644-063.0-20180926 (12) Gray ; No odor
- It appears Drive head has lost mast slide; drive head asst. sitting crooked and rubbing metal on metal on mast; troubleshooting; rig down
1700 GPI taking rig to Orlando and picking up replacement to be on site in AM; offsite

09/26/18

Rite in the Rain.

09/27/18 LC34 112G08069

Personnel : Chuck Sorden (CS) Geologist Tt
Jeff Zeigler (JZ) Driller GPI
Gama Rivera (GR) Tech GPI

weather : Sunny 73°F

PPE : Level D

Health & Safety (HAS) : Topics - Roading Safety; PPE; Heat Stress

objective : Continue DPT GW Investigation

0640 CS on site;
0710 ~~0705~~ GPI on site; unloading Secondary rig; HAS meeting; Daily prep; setting up rig
0735 Drilling resumed
0805 Sample Collected ~~CCF~~ LC34-DPT0644-068.0-20180927 (12) Gry ; No odor
- Very silty; poor producing formation
0840 Sample Collected LC34-DPT0644-073.0-20180927 (12) Gry ; No odor
0910 Sample Collected LC34-DPT0644-078.0-20180927 (12) Gry ; No odor
0940 Sample Collected LC34-DPT0644-083.0-20180927 (12) Gry ; No odor
1015 ~~1010~~ Sample Collected LC34-DPT0644-088.0-20180927 (12) Gry ; No odor
1050 Sample Collected LC34-DPT0644-093.0-20180927 (12) Gry ; No odor
1205 Sample Collected LC34-DPT0644-098.0-20180927 (12) Gry ; No odor
~~1205~~ 12 ~~GPI~~ - Pump fell off rig (vibrations) and pulled wires and had to repair
1215 GPI offsite for lunch
1255 GPI on site; Drilling to Grout Borehole
1335 ~~1330~~ DPT0644 pressure Grouted 100' to surface tough rods
1405 Rig, rods & tooling decon'd w/ steam
1410 Set up on DPT0645 (Stake 13); had clear 5'
1420 Drilling Commenced
1435 Sample Collected LC34-DPT0645-008.0-20180927 (13) Gry ; Organic odor
1450 Sample Collected LC34-DPT0645-013.0-20180927 (13) Gry ; No odor
1505 Sample Collected LC34-DPT0645-018.0-20180927 (13) Gry ; No odor
1520 Sample Collected LC34-DPT0645-023.0-20180927 (13) Gry ; No odor
1535 Sample Collected LC34-DPT0645-028.0-20180927 (13) Gry ; No odor
1550 Sample Collected LC34-DPT0645-033.0-20180927 (13) Gry ; No odor
1605 Sample Collected LC34-DPT0645-038.0-20180927 (13) Gry ; No odor
1620 Sample Collected LC34-DPT0645-043.0-20180927 (13) Gry ; No odor
- GR Decoming
1635 Sample Collected LC34-DPT0645-048.0-20180927 (13) Gry ; No odor
1650 Sample Collected LC34-DPT0645-053.0-20180927 (13) Gry ; No odor
1705 Sample Collected LC34-DPT0645-058.0-20180927 (13) Gry ; No odor
1725 Sample Collected LC34-DPT0645-063.0-20180927 (13) Gry ; No odor
1735 Sample Collected LC34-DPT0645-068.0-20180927 (13) Gry ; No odor
1825 Sample Collected LC34-DPT0645-073.0-20180927 (13) Gry ; No odor
offsite @ 1830

09/26/18 LC34 112G08069

Personnel : Jeff Ziegler (JZ) Driller GPI
Chuck Scarbro (CS) Geologist GPI
Gene Rowe (GR) Tech GPI

Weather : Sunny 76°F

PPE : Level D

Health & Safety (HAS) : Topics - PPE; Heat Stress; Lifting

Objective : Continue DPT GW Investigation

0640 CS on site

0715 GPI on site; HAS meeting; Resume Drilling on DPT0645

0755 Sample Collected LC34-DPT0645-078.0-20180927 (13) Grey ; no odor

0823 Sample Collected LC34-DPT0645-083.0-20180927 (13) Grey ; No odor

0855 Sample Collected LC34-DPT0645-088.0-20180927 (13) Grey ; no odor

0935 Sample Collected LC34-DPT0645-093.0-20180927 (13) Grey ; No odor

1005 Sample Collected LC34-DPT0645-098.0-20180927 (13) Grey ; no odor

1040 DPT0645 pressure grouted 100' Sample Collected LC34-DPT0645 to surface thru rods

1120 Rig. reads & rods decon'd w/ steam; JZ grindy reads

1150 Set up on DPT0646 (start 30); Hol clean 5'

1200 Drilling Commenced

1210 Sample Collected LC34-DPT0646-008.0-20180927 (30) Grey ; organic odor

1220 Sample Collected LC34-DPT0646-013.0-20180927 (30) Grey ; NO odor

1230 Sample Collected LC34-DPT0646-018.0-20180927 (30) Grey ; No odor

1240 Sample Collected LC34-DPT0646-023.0-20180927 (30) Grey ; No odor

1250 Sample Collected LC34-DPT0646-028.0-20180927 (30) Grey ; no odor

1310 Sample Collected LC34-DPT0646-033.0-20180927 (30) Grey ; no odor

1325 Sample Collected LC34-DPT0646-038.0-20180927 (30) Grey ; no odor

1340 Sample Collected LC34-DPT0646-043.0-20180927 (30) Grey ; no odor

-GR Decon

1355 Sample Collected LC34-DPT0646-048.0-20180927 (30) Grey ; No odor

1410 Sample Collected LC34-DPT0646-053.0-20180927 (30) Grey ; no odor

1425 Sample Collected LC34-DPT0646-058.0-20180927 (30) Grey ; No odor

1445 Sample Collected LC34-DPT0646-063.0-20180927 (30) Grey ; no odor

1520 1525 Sample Collected LC34-DPT0646-068.0-20180927 (30) Grey ; no odor

1550 Sample Collected LC34-DPT0646-073.0-20180927 (30) Grey ; no odor

-Decon Rig; Reels; Load up; Safety Complete for Day; Mtg IDW

1600 GPI off site

1615 1620 CS off site

10/01/18 LC34 112G0806

Personnel : Chuck Scrdin (CS) Geologist T+
Jeff Jeff Ziegler (JZ) Driller GPI
Gary Gary Rice (GR) Tech GPI

Weather : clear 81°F
PPE : Level D
Health & Safety (H&S) : Topics - heat; PPE; heat stress
Objectives : Continue DPT Investigation

0800 CS on site
0930 GPI onsite; H&S meeting; unload rig
1000 Drilly Resumed
1030 Sample Collected LC34-DPT0646-078.0-20181001 (30) Grey ; NO odor
1105 Sample Collected LC34-DPT0646-083.0-20181001 (30) Grey ; NO odor
1140 Sample Collected LC34-DPT0646-088.0-20181001 (30) Grey ; NO odor
1145 GPI offsite for lunch
1215 GPI onsite
1255 Sample Collected LC34-DPT0646-093.0-20181001 (30) Grey ; NO odor
1335 Sample Collected LC34-DPT0646-098.0-20181001 (30) Grey ; NO odor
1410 DPT0646 pressure Grouted 100' TO surface taped w/ CAS
1450 Rig reads 3+60 by decon'd w/ steam
1500 Setup on DPT0647 (Stake 22); hand clean
1510 Drilly Commenced
1520 Sample Collected LC34-DPT0647-008.0-20181001 (22) Clear Brown ; Organic odor
1530 Sample Collected LC34-DPT0647-013.0-20181001 (22) Grey ; NO odor
1540 Sample Collected LC34-DPT0647-018.0-20181001 (22) Grey ; NO odor
1550 Sample Collected LC34-DPT0647-023.0-20181001 (22) Grey ; NO odor
1600 Sample Collected LC34-DPT0647-028.0-20181001 (22) Grey ; NO odor
1615 Sample Collected LC34-DPT0647-033.0-20181001 (22) Grey ; NO odor
1620 Sample Collected LC34-DPT0647-038.0-20181001 (22) Grey ; NO odor
1645 Sample Collected LC34-DPT0647-043.0-20181001 (22) Grey ; NO odor
1700 Sample Collected LC34-DPT0647-048.0-20181001 (22) Grey ; NO odor
1715 Sample Collected LC34-DPT0647-053.0-20181001 (22) Grey ; NO odor
1730 Sample Collected LC34-DPT0647-058.0-20181001 (22) Grey ; NO odor
1745 Sample Collected LC34-DPT0647-063.0-20181001 (22) Grey ; NO odor
1805 Sample Collected LC34-DPT0647-068.0-20181001 (22) Grey ; NO odor
Increment heavy equipment; OFFSITE

10/01/18

Scale: 1 square = _____

LC34 112G08069

10/02/14

Personnel : Chuck Sorder (CS) Geologist T
Jeff Ziegler (JZ) Driller GPS
Gena Rivera (GR) Tech GPS
weather : Clear 81°F
PPE : Level D
Health & Safety (H&S) : Topics - heat ; hydration ; PPE
objective : Continue DPT GW investigation

0640 CS on site
0720 GPS on site ; H&S meeting ; resume drilling on DPT0647
0805 Sample Collected LC34-DPT0647-073.0-20181002 (22) Grey ; No odor
0830 Sample Collected LC34-DPT0647-078.0-20181002 (22) Grey ; No odor
0905 Sample Collected LC34-DPT0647-083.0-20181002 (22) Grey ; No odor
0930 Sample Collected LC34-DPT0647-088.0-20181002 (22) Grey ; No odor
1005 Sample Collected LC34-DPT0647-093.0-20181002 (22) Grey ; No odor
1040 Sample Collected LC34-DPT0647-098.0-20181002 (22) Grey ; No odor
1105 DPT0647 pressure Grouted 100' to surface tight rods
1135 Rig, rods & tooling decon'd w/ Steam
-GPS offsite for lunch
1205 GPS on site ; Grinding rods
1300 Set up on DPT0648 (Start 23) ; had clean 5'
1315 Drilling Commenced
1330 Sample Collected LC34-DPT0648-008.0-20181002 (23) Clay ; No odor
1340 Sample Collected LC34-DPT0648-013.0-20181002 (23) Grey ; No odor
1350 Sample Collected LC34-DPT0648-018.0-20181002 (23) Grey ; No odor
1400 Sample Collected LC34-DPT0648-023.0-20181002 (23) Grey ; No odor
1410 Sample Collected LC34-DPT0648-028.0-20181002 (23) Grey ; No odor
1423 Sample Collected LC34-DPT0648-033.0-20181002 (23) Grey ; No odor
1440 Sample Collected LC34-DPT0648-038.0-20181002 (23) Grey ; No odor
1455 Sample Collected LC34-DPT0648-043.0-20181002 (23) Grey ; No odor
-GR decon'ing
1510 Sample Collected LC34-DPT0648-048.0-20181002 (23) Grey ; TCE odor
1530 Sample Collected LC34-DPT0648-053.0-20181002 (23) Grey ; TCE odor
-B2 showing No Elevated PID Readings ; ready sent of Drill rod = 15,000 max
1550 Sample Collected LC34-DPT0648-058.0-20181002 (23) Grey ; TCE odor
1615 Sample Collected LC34-DPT0648-063.0-20181002 (23) Grey ; TCE odor
1640 Sample Collected LC34-DPT0648-068.0-20181002 (23) Grey ; Slight TCE odor
1710 Sample Collected LC34-DPT0648-073.0-20181002 (23) Grey ; Slight odor
1740 Sample Collected LC34-DPT0648-078.0-20181002 (23) Grey ; Slight TCE odor
offsite

Rite in the Rain.

Scale: 1 square =

10/03/18 LC34 112G08069

Personnel : Chuck Sorden (CS) Geologist TG
Jeff Zeglen (JZ) Driller GPI
Gama Rivera (GR) Tech GPI

Weather : Sunny 81°F

PPE : Level

Health & Safety (H&S) : Topics - Heat Stress ; PPE ; Decon

Objective : Continue DPT GW Investigation

0700 CS onsite

0715 GPS onsite; H&S meeting; reviewing Drilling at DPT 0648

0755 Sample Collected LC34-DPT0648-083.0-20181003 (23) Gry ; no odor

0830 Sample Collected LC34-DPT0648-088.0-20181003 (23) Gry ; no odor

0900 Sample Collected LC34-DPT0648-093.0-20181003 (23) Gry ; no odor

0935 Sample Collected LC34-DPT0648-098.0-20181003 (23) Gry ; no odor

1000 DPT0648 pressure Grouted 100' to surface, tight rods

1130 R.g, rods & tools decon w/ cleanex + Steam ; on screen still responding on PID; soaking in NOX while Drillers take Lunch ; GPI offsite

1200 GPI on site; resuming decon

1210 PID verified clean on final screen

1230 Set up on DPT0644 (Location 24); hose clean's

1245 Drilling Commenced

1300 Sample Collected LC34-DPT0644-008.0-20181003 (24) Brown ; no odor

1310 Sample Collected LC34-DPT0644-013.0-20181003 (24) Gry ; organic odor

1320 Sample Collected LC34-DPT0644-018.0-20181003 (24) Grey ; no odor

1330 Sample Collected LC34-DPT0644-023.0-20181003 (24) Grey ; no odor

~~1345~~ 1346 Sample Collected LC34-DPT0644-028.0-20181003 (24) Gry ; no odor

1400 Sample Collected LC34-DPT0644-033.0-20181003 (24) Grey ; no odor

1415 Sample Collected LC34-DPT0644-038.0-20181003 (24) Grey ; no odor

1430 Sample Collected LC34-DPT0644-043.0-20181003 (24) Gry ; no odor

1445 Sample Collected LC34-DPT0644-048.0-20181003 24) Gry ; TCE ODOR

1500 Sample Collected LC34-DPT0644-053.0-20181003 (24) Gry ; TCE odor

-DNAPL observed in sample; PZ high 10.0 ppm (peak) during core ; decon'ing and Samplers

1530 Decon'd ; Drilling resumed

1555 Sample Collected LC34-DPT0644-058.0-20181003 (24) Gry ; TCE odor

1615 Sample Collected LC34-DPT0644-063.0-20181003 (24) Gry ; TCE ODOR

1640 Sample Collected LC34-DPT0644-068.0-20181003 (24) Gry ; TCE ODOR

1710 Sample Collected LC34-DPT0644-073.0-20181003 (24) Grey ; TCE odor ~~NO odor~~

1715 Offsite

CS.

10/04/18 LC34 112G08069

Personnel : Chuck Sorden (CS) Geologist TT
Jeff Ziegler (JZ) Driller GPI
Gama Rivera (GR) Tech GPI

weather : Sunny 74°F

PPE : Lvl D

Health & Safety (HAS) : Topics - BZ readings; heat stress; hygiene

objective : Continue DPT Investigation

0645 CS onsite
0715 GPI onsite; HAS meeting; resuming drilling on DPT0649
0800 ~~0755~~ Sample collected LC34-DPT0649-078.0-20181004 (24) Gray ; No odor
0830 Sample collected LC34-DPT0649-083.0-20181004 (24) Gray ; No odor
0910 Sample collected LC34-DPT0649-088.0-20181004 (24) Gray ; No odor
0940 Sample collected LC34-DPT0649-093.0-20181004 (24) Gray ; No odor
1000 Heavy rain; Drilling paused
1025 Sample collected LC34-DPT0649-098.0-20181004 (24) Gray ; No odor
1035 Heavy rain again; Drilling paused
1100 DPT0649 pressure grouted 100' to surface tagger rods; Box Truck Battery Dead; Jumping then decoring
1200 Rig, rods & tooling decon'd w/ Steam; GPI offsite for lunch
1230 GPI onsite; Re-decoring 4 Screens still responding w/ PID
1250 Screens verified clean w/ PID
1310 Set up on DPT0650 (Stake 25); had clean 5'
1350 After multiple attempts; a large obstruction was in the ground @ Stake 25; called utility locators and they will check tomorrow; Set up on Stake 26; hand clean 5'
1405 Drilling Commenced
1415 Sample collected LC34-DPT0650-008.0-20181003 (26) Clear Gray ; No odor
1425 ~~1415~~ Sample collected LC34-DPT0650-013.0-20181003 (26) Gray ; No odor
1435 Sample collected LC34-DPT0650-018.0-20181003 (26) Gray ; No odor
1445 Sample collected LC34-DPT0650-023.0-20181003 (26) Gray ; No odor
1500 Sample collected LC34-DPT0650-028.0-20181003 (26) Gray ; No odor
1515 Sample collected LC34-DPT0650-033.0-20181003 (26) Gray ; No odor
1530 Sample collected LC34-DPT0650-038.0-20181003 (26) Gray ; No odor
1545 Sample collected LC34-DPT0650-043.0-20181003 (26) Gray ; No odor
1600 Sample collected LC34-DPT0650-~~058.0~~ 048.0-20181003 (26) Gray ; No odor
Decoring
1630 Sample collected LC34-DPT0650-053.0-20181003 (26) Gray ; No odor
1645 Sample collected LC34-DPT0650-058.0-20181003 (26) Gray ; No odor
1710 ~~1705~~ Sample collected LC34-DPT0650-063.0-20181003 (26) Gray ; No odor
1730 Sample collected LC34-DPT0650-068.0-20181003 (26) Gray ; No odor
offsite @ 1740

Rite in the Rain

10/05/18 LC34 112G08069

Personnel : Chuck Sorden (CS) Geologist TT
Jeff Ziegler (JZ) Driller GPI
Gamma Rivera (GR) Tech GPI

Weather : Sunny 73°F

PPE : Level D

Health & Safety (HAS) : Topics - weather; PPE; Mob/Demob

Objective : Continue DPT GW Investigation

0640 ~~0715~~ CS on site;

0715 GPI on site; HAS meeting; resuming drilling on DPT0650

0800 Sample Collected LC34-DPT0650-073.0-20181005 (26) Gray ; No odor

0830 Sample Collected LC34-DPT0650-078.0-20181005 (26) Gray ; No odor

0855 Sample Collected LC34-DPT0650-083.0-20181005 (26) Gray ; No odor

0925 Sample Collected LC34-DPT0650-088.0-20181005 (26) Gray ; No odor
-Decoming

0955 Screens PID Verified; Drilling resumed

1020 Sample Collected LC34-DPT0650-093.0-20181005 (26) Gray ; No odor

1045 Sample Collected LC34-DPT0650-098.0-20181005 (26) Gray ; No odor

1115 DPT0650 Pressure grouted 100' to surface tagging rods

1215 Rig rods & tooling decon'd w/ steam; PID Verified; fuel rig/grinder rods

1250 Setup on DPT0650 (27); had clear 5'

1315 Drilling commenced

1325 Sample Collected LC34-DPT0651-008.0-20181005 (27) Brown ; No odor

1335 Sample Collected LC34-DPT0651-013.0-20181005 (27) Gray ; No odor

1345 Sample Collected LC34-DPT0651-018.0-20181005 (27) Gray ; No odor

1355 Sample Collected LC34-DPT0651-023.0-20181005 27 Gray ; No odor

1405 Sample Collected LC34-DPT0651-028.0-20181005 (27) Gray ; No odor

1420 Sample Collected LC34-DPT0651-033.0-20181005 (27) Gray ; Slight TCE

1435 Sample Collected LC34-DPT0651-038.0-20181005 (27) Gray ; No odor

1450 Sample Collected LC34-DPT0651-043.0-20181005 (27) Gray ; No odor
-GR Decoming

1505 Sample Collected LC34-DPT0651-048.0-20181005 (27) Gray ; TCE odor ~~No odor~~
-DNAPL observed in Sample; Do not want to advance further at leave rods over weekend

10/08/18 LC34 112G08004

Personnel : Chuck Sorden (CS) Geologist TA
Jeff Ingleo (JZ) Driller GPI
Gene Rivera (GR) Tech GPI

Weather : Sunny 81°F; windy

PPE : Level D

Health & Safety (HAS) : Topics – Hygiene; PPE; IDW

Objective : Continue DPT GW investigation

0800 CS on site; Calibrating PID

0900 GPI on site; HAS meeting; Daily pre; Josh Maynard (JM) on site rather than GR

0930 Drilling resumed on DPT06S1

0958 Sample Collected LC34-DPT06S1-053.0-20181008 (27) Gray ; TCE 6 ppm
- Elevated BZ readings while tripping out rods; specifically on screen; nothing sustained

1050 Sample Collected LC34-DPT06S1-058.0-20181008 (27) Gray ; No odor

1115 Sample Collected LC34-DPT06S1-063.0-20181008 (27) Gray ; No odor

1145 Sample Collected LC34-DPT06S1-068.0-20181008 (27) Gray ; No odor
- GPI Taking lunch

1215 Decoming Screens

1300 Screens Decon'd; PID verified; Drilling resumed

1335 Sample Collected LC34-DPT06S1-073.0-20181008 (27) Gray ; No odor

1355 Sample Collected LC34-DPT06S1-078.0-20181008 (27) Gray ; No odor

1405 Heavy rain; Drilling paused

1415 Drilling resumed

1430 Sample Collected LC34-DPT06S1-083.0-20181008 (27) Gray ; No odor

1500 Sample Collected LC34-DPT06S1-088.0-20181008 (27) Gray ; No odor

1510 Heavy rain / wind; Drilling paused

1520 Drilling resumed

1530 Sample Collected LC34-DPT06S1-093.0-20181008 (27) Gray ; No odor

1600 Sample Collected LC34-DPT06S1-098.0-20181008 (27) Gray ; No odor

1650 ~~1640~~ DPT06S1 pressure Greater 100' to surface tripping rods

1800 ~~1750~~ Rig, rods & tooling decon'd w/ Steam; PID verified; Offsite

C.S.

Rite in the Rain.

10/08/18

10/09/18 LC34 112G08064

Personnel : Chuck Sorden (CS) Geologist TY
Jeff Ziegler (JZ) Driller GPI
Josh Mainard (JM) Tech GPI

Weather : Cloudy; windy; 81°F
PPE : Level D
Health & Safety (HAS) : Topics - PPE; weather; BZ readings
Objective : Continue DPT GW investigation

0645 CS onsite; calibrating
0710 GPI onsite; HAS meeting; Daily prep
0720 Set up on DPT06S2 (28); had clean 5'
0755 Drilling Commenced; Location moved 6' towards Block house due to dense Concrete
0805 ~~0755~~ Sample Collected LC34-DPT06S2-008.0-20181009 (28) Gray ; No odor
0820 Sample Collected LC34-DPT06S2-013.0-20181009 (28) Clear Gray ; No odor
0830 Sample Collected LC34-DPT06S2-018.0-20181009 (28) Clear ~~Gray~~ ; No odor
0840 Sample Collected LC34-DPT06S2-023.0-20181009 (28) Clear Gray ; No odor
0855 Sample Collected LC34-DPT06S2-028.0-20181009 (28) Brown ~~Gray~~ ; No odor
0910 Sample Collected LC34-DPT06S2-033.0-20181009 (28) Brown ~~Gray~~ ; No odor
0930 Sample Collected LC34-DPT06S2-038.0-20181009 (28) Brown ; No odor
0945 Sample Collected LC34-DPT06S2-043.0-20181009 (28) Clear Brown ; No odor
1005 Sample Collected LC34-DPT06S2-048.0-20181009 (28) Brown ; No odor
-Decoring
1040 Screens Decon'd; PID verified
1045 Drilling resumed
1105 Sample Collected LC34-DPT06S2-053.0-20181009 (28) Brown ; No odor
1125 Sample Collected LC34-DPT06S2-058.0-20181009 (28) Brown ; No odor
1130 GPI offsite for lunch
1200 GPI onsite
1230 Sample Collected LC34-DPT06S2-063.0-20181009 (28) Brown ; No odor
1300 Sample Collected LC34-DPT06S2-068.0-20181009 (28) Brown ; No odor
1330 Sample Collected LC34-DPT06S2-073.0-20181009 (28) Gray ; No odor
1400 Sample Collected LC34-DPT06S2-078.0-20181009 (28) Brown ~~Gray~~ ; No odor
1425 Sample Collected LC34-DPT06S2-083.0-20181009 (28) Brown ; No odor
1525 ~~1450~~ Sample Collected LC34-DPT06S2-088.0-20181009 (28) Gray ; No odor
-Screen filled w/ SILT/clay and had to be reinstalled
-Decoring
1545 Screens Decon'd; PID verified
1615 Sample Collected LC34-DPT06S2-093.0-20181009 (28) Gray ; No odor
1650 ~~1645~~ Sample Collected LC34-DPT06S2-098.0-20181009 (28) Gray ; No odor
1735 DPT06S2 Pressure Cemented 100'+0 surface decreased; GPI offsite; CS off @ 1750

Scale: 1 square = _____

10/10/18 LC34 112G08065

Personnel : Chuck Sorden (CS) Geologist TA
Jeff Zigler (JZ) Driller GPI
Josh Maimed (JM) Tech GPI

Weather : Mostly Cloudy 83°F

PPE : Level D

Health & Safety (HAS) : Topics - Decon, PPE; Water

Objective : Continue DPT GW investigation

0645 CS on site; Calibrating PID

0712 GPI on site; Decoring; HAS meeting

0745 ~~GPI on site~~ Rig rods & tools decon'd w/ steam; PID verified; Grinding rods

0825 Grinding Complete

0830 Set up on DPT0653 (Stone 25); previously hand cleared

0835 Drilling Commenced

0845 Sample collected LC34-DPT0653-008.0-20181010 (25) Brown ; No odor

0855 Sample collected LC34-DPT0653-013.0-20181010 (25) clear gray ; No odor

0905 Sample collected LC34-DPT0653-018.0-20181010 (25) clear gray ; No odor

0915 Sample collected LC34-DPT0653-023.0-20181010 (25) gray ; No odor

0925 Sample Collected LC34-DPT0653-028.0-20181010 (25) Gray ; No odor

0940 Sample Collected LC34-DPT0653-033.0-20181010 (25) Gray ; No odor

0955 Sample Collected LC34-DPT0653-038.0-20181010 (25) Gray ; No odor

1010 Sample Collected LC34-DPT0653-043.0-20181010 (25) Gray ; No odor

1030 Sample Collected LC34-DPT0653-048.0-20181010 (25) Gray ; No odor

- Decoring

1105 Screens Decon'd; PID verified

1115 Drilling resumed

1130 Sample collected LC34-DPT0653-053.0-20181010 (25) Gray ; No odor

- GPI offsite for lunch

1140 GPI on site

1145 Drilling resumed All BZ readings thus far on Hole 0.0 ppm

1200 Sample Collected LC34-DPT0653-058.0-20181010 (25) Gray ; No odor

1225 Sample collected LC34-DPT0653-063.0-20181010 (25) Gray ; No odor

1255 Sample Collected LC34-DPT0653-068.0-20181010 (25) Gray ; No odor

1320 Sample Collected LC34-DPT0653-073.0-20181010 (25) Gray ; No odor

1350 Sample Collected LC34-DPT0653-078.0-20181010 (25) Gray ; No odor

1430 Sample Collected LC34-DPT0653-083.0-20181010 (25) Gray ; No odor

1505 Sample Collected LC34-DPT0653-088.0-20181010 (25) Gray ; No odor

1540 Sample Collected LC34-DPT0653-093.0-20181010 (25) Gray ; No odor

Decoring

1600 Decon'd; Drilling resumed

1650 Sample collected LC34-DPT0653-098.0-20181010 25 Gray ; No odor

1710 site secured for lunch; offsite

Rite in the Rain.

10/11/18 LC34 112G08069

Personnel : Chuck Sorden (CS) Geologist TY
Jeff Zeigler (JZ) Driller GPI
Josh Mainard (JM) Tech GPI

Weather : mostly clear 80°F
PPE : Level D
Health & Safety (HAS) : Topics - Action levels; hydration; PPE
objective : Continue DPT Investigation

0645 CS on site; calibrating
0700 GPI on site; HAS meeting; Drilling to grout DPT0653
0745 DPT0653 pressure grouted 100% to surface tagging rods
0830 Rig rods & tooling decon'd w/ Steam
0845 Setup on DPT0654 (Location 29); Previously hand cleared
0855 Drilling Commenced
0905 Sample collected LC34-DPT0654-008.0-20181011 (29) clear gray ; No odor
0915 Sample collected LC34-DPT0654-013.0-20181011 (29) gray ; No odor
0930 Sample collected LC34-DPT0654-018.0-20181011 (29) Gray ; No odor
0945 Sample collected LC34-DPT0654-023.0-20181011 (29) Gray ; No odor
0955 Sample collected LC34-DPT0654-028.0-20181011 (29) Gray ; No odor
1010 Sample collected LC34-DPT0654-033.0-20181011 (29) Gray ; No odor
1025 Sample collected LC34-DPT0654-038.0-20181011 (29) Gray ; No odor
1040 Sample collected LC34-DPT0654-043.0-20181011 (29) Gray ; No odor
1055 Sample collected LC34-DPT0654-048.0-20181011 (29) Gray ; No odor
- Decon Screens
1135 Screens Decon'd; PID verified; GPI offsite for lunch
1210 GPI on site
1220 Drilling resumed
1240 Sample collected LC34-DPT0654-053.0-20181011 (29) Gray ; No odor
1300 Sample collected LC34-DPT0654-058.0-20181011 (29) Gray ; No odor
1325 Sample collected LC34-DPT0654-063.0-20181011 (29) Gray ; No odor
1350 Sample collected LC34-DPT0654-068.0-20181011 (29) Gray ; No odor
1420 Sample collected LC34-DPT0654-073.0-20181011 (29) Gray ; No odor
1440 Sample collected LC34-DPT0654-078.0-20181011 (29) Gray ; No odor
1510 Sample collected LC34-DPT0654-083.0-20181011 (29) Gray ; No odor
1515 - Heavy rain; Drilling paused
1525 Drilling resumed
1550 Sample collected LC34-DPT0654-088.0-20181011 (29) Gray ; No odor
1620 Sample collected LC34-DPT0654-093.0-20181011 (29) Gray ; No odor
- Decon
1630 Decon'd; PID verified; resuming Drilling
1710 Sample collected LC34-DPT0654-098.0-20181011 29 Gray ; No odor
Phase II; offsite @ 1715

Scale: 1 square = _____

10/12/18

LC34

112G08069

Personnel : Chuck Sordan (CS) Geologist TT
Josh Mainard (JM) Driller GPI
Thomas Watson (TW) Tech GPI

Weather : Cloudy 76°F

PPE : Level D

Health & Safety (HAS) : Topics - PPE; SS HASP; IDW

Objective : Continue DPT Investigation

0700645 CS on site

0725 GPI on site; HAS meeting; Drilling to Pressure Grout DPT0653

0800 0755 DPT054 pressure Grouted 100' to surface tagging rods

0850 Rig rods; Tools decon'd w/ steam; PID verified; Grinding rods

0925 Grinding complete

0935 Setup on DPT0655 (33); previously had cleaned

0940 Drilling Commenced

0950 Sample Collected LC34-DPT0655-008.0-20181012 (33) Clear Gray ; No odor

1000 Sample Collected LC34-DPT0655-013.0-20181012 (33) Clear Gray ; No odor

1010 Sample Collected LC34-DPT0655-018.0-20181012 (33) Gray ; No odor

1020 Sample Collected LC34-DPT0655-023.0-20181012 (33) Gray ; No odor

1035 Sample Collected LC34-DPT0655-028.0-20181012 (33) Gray ; No odor

1050 Sample Collected LC34-DPT0655-033.0-20181012 (33) Gray ; No odor

1105 Sample Collected LC34-DPT0655-038.0-20181012 (33) Gray ; No odor

1125 Sample Collected LC34-DPT0655-043.0-20181012 (33) Gray ; No odor

1145 Sample collected LC34-DPT0655-048.0-20181012 (33) Gray ; No odor
-Decon'g

1220 Decon'd; PID verified; (Screen still hitting w/ PID

1245 Drilling resumed

1255 Sample collected LC34-DPT0655-053.0-20181012 (33) Gray ; No odor

1315 1310 Sample Collected LC34-DPT0655-058.0-20181012 (33) Gray ; No odor

1340 Sample collected LC34-DPT0655-063.0-20181012 (33) Gray ; No odor
-Rig not starting; trouble shooting

1400 Replaced relay; rig up and running

1425 Sample Collected LC34-DPT0655-068.0-20181012 (33) Gray ; No odor

1455 Sample Collected LC34-DPT0655-073.0-20181012 (33) Gray ; No odor
-O-Ring on High pressure Nitrogen side of Hammer has failed and is leaking causing the rig to lose hammer

1540 Sample Collected LC34-DPT0655-078.0-20181012 33 Gray ; No odor

1620 Offsite

Rite in the Rain

10/13/18 LC34 112608069

Personnel : Chuck Scroder (CS) Geologist Tr
Josh Mainard (JM) Driller GPI
Thomas Watson (TW) Tech GPI

Lessons : Sway 84 of
PPE : Level D
Health & Safety (HAS) : Topics - PPE; Heat Stress; Pinch Points
Objectives : Continue DPT GW investigation

0800 CS onsite
0830 GPI onsite; HAS meeting; refilling Nitrogen
0900 Repair complete; Drilly resumed
0915 Pressures off; Hammer not functioning properly; refilling
0955 Hammer repaired; drilly resumed
1015 Sample collected LC34-DPTOGSS-083.0-20181015 (33) Gry ; No odor
1040 Sample collected LC34-DPTOGSS-088.0-20181015 (33) Gry ; No odor
1105 Sample collected LC34-DPTOGSS-093.0-20181015 (33) Gry ; No odor
-Decon'g
1115 Screen Decon'd; PID verified
1140 Sample collected LC34-DPTOGSS-098.0-20181015 (33) Gry ; No odor
-GPI offsite for lunch
1210 GPI onsite
1240 DPTOGSS pressure Greater 100'90 surface thru rods
1320 Rig mobilized to 4004 decon'd w/ steam; PID verified
1330 Setup on DPTOGSC (32); hand clean 5'
1345 Drilly Commenced
1355 Sample collected LC34-DPTOGSC-008.0-20181015 (32) clean Gry ; No odor
1405 Sample collected LC34-DPTOGSC-013.0-20181015 (32) clean Gry ; No odor
1415 Sample collected LC34-DPTOGSC-018.0-20181015 (32) Gry ; No odor
1425 Sample collected LC34-DPTOGSC-023.0-20181015 (32) Gry ; No odor
1435 Sample collected LC34-DPTOGSC-028.0-20181015 (32) Gry ; No odor
1450 Sample collected LC34-DPTOGSC-033.0-20181015 32 Gry ; No odor
1505 Sample collected LC34-DPTOGSC-038.0-20181015 (32) Gry ; No odor
1525 Sample collected LC34-DPTOGSC-043.0-20181015 (32) Gry ; No odor
1550 Sample collected LC34-DPTOGSC-048.0-20181015 (32) Gry ; No odor
-Decon'g
1610 Screens Decon'd; PID verified; Drilly resumed
1630 Sample collected LC34-DPTOGSC-053.0-20181015 (32) Gry ; No odor
1650 Sample collected LC34-DPTOGSC-058.0-20181015 (32) Gry ; No odor
1710 Sample collected LC34-DPTOGSC-063.0-20181015 (32) Gry ; No odor
1740 Sample collected LC34-DPTOGSC-068.0-20181015 (32) Gry ; No odor
1745 CS/GPI offsite

10/16/18 LC34 112G08069

Personnel : Chuck Sorden (CS) Geologist Tt
Jeff Zeigler (JZ) Driller GPI
Josh Mainard (JM) Tech GPI

Weather : Sunny 77°F

PPE : Level D

Health & Safety (HAS) : Topics - PPE; BZ readings; IDW

objective : Continue DPT GW Investigation

0645 CS onsite; Calibrating PID; No Dig @ 1200

0705 GPI onsite; HAS meeting; Daily prep

0730 Drilling resumed

0800 Sample collected LC34-DPT0656-073.0-20181016 (32) Gray ; no odor

0830 Sample collected LC34-DPT0656-078.0-20181016 (32) Gray ; no odor

0900 Sample collected LC34-DPT0636-083.0-20181016 (32) Gray ; no odor

0935 Sample collected LC34-DPT0636-088.0-20181016 (32) Gray ; no odor

- Decoming Screens

1005 Screens Decon'd; PID Verified; Sampling resuming

1030 Sample collected LC34-DPT0656-093.0-20181016 (32) Gray ; no odor

1100 ~~1030~~ Sample collected LC34-DPT0636-098.0-20181016 (32) Gray ; no odor

1115 Sample collected LC34-SW1002-000.5-20181016

1130 Sample collected LC34-SW1001-000.5-20181016

1145 Sample collected LC34-SW1004-000.5-20181016

- DPT0636 Pressure Grouted 100' to surface type rods

- GPI offsite for lunch

1220 GPI onsite; Decoming

1300 Rig, rods & Tools decon'd w/ Steam; PID verified; Grinding rods

1340 Grinding Complete; GPI offsite since no dig started

10/17/18 LC34 112G08069

Personnel : Chuck Sorden (CS) Geologist TT
Jeff Ziegler (JZ) Driller GPI
Josh Mainard (JM) Tech GPI

Weather : Sunny 81°F
PPE : Lee ID
Health & Safety (HAS) : Topics; PPE; Heat Stress; SDW
Objective : Continue DPT GW Investigation

0645 CS on Site; Calibrating PID
0700 GPI on site; HAS meeting; Daily prep
0730 Setup on DPT0657 (31); had angry S'
0740 Drilling Commenced
0750 Sample Collected LC34-DPT0657-008.0-20181017 (31) Gray ; No odor
0800 Sample Collected LC34-DPT0657-013.0-20181017 31 Clear Gray ; No odor
0810 Sample Collected LC34-DPT0657-018.0-20181017 (31) Gray ; No odor
0820 Sample Collected LC34-DPT0657-023.0-20181017 (31) Gray ; No odor
0830 Sample Collected LC34-DPT0657-028.0-20181017 (31) Gray ; No odor
0845 Sample Collected LC34-DPT0657-033.0-20181017 (31) Gray ; No odor
0900 Sample Collected LC34-DPT0657-038.0-20181017 (31) Gray ; No odor
0915 Sample Collected LC34-DPT0657-043.0-20181017 (31) Gray ; No odor
0935 Sample Collected LC34-DPT0657-048.0-20181017 (31) Gray ; No odor
-Decoming
1005 Screens Steam Cleaned; PID Verified; Resuming drilling
1025 Sample Collected LC34-DPT0657-053.0-20181017 (31) Gray ; TCE ODOR
1045 Sample Collected LC34-DPT0657-058.0-20181017 (31) Gray ; TCE ODOR
1110 Sample Collected LC34-DPT0657-063.0-20181017 (31) Gray ; TCE ODOR
1135 Sample Collected LC34-DPT0657-068.0-20181017 (31) Gray TCE ODOR
-GPI offsite for lunch
1245 GPI on site; Drilling resumed
1310 Sample Collected LC34-DPT0657-073.0-20181017 (31) Gray ; No odor
1340 ~~1335~~ Sample Collected LC34-DPT0657-078.0-20181017 (31) Gray ; TCE ~~No odor~~
-Heavily Contaminated rods; Allowing to vent; Decoming
1500 Decon'd; JZ inadvertently got contaminated GW on pants which soaked ~~through; felt Burning sensation on leg; rinsed off; JZ spoke~~ JZ spoken / GPS PM who spoke w/ Mark Jonnet; Weary Tyvek in heavily contaminated zones
1525 Sample Collected LC34-DPT0657-083.0-20181017 (31) Gray ; TCE ODOR
-GPI offsite
1600 CS offsite

C.S.

Scale: 1 square = _____

10/18/2018 LC34 DPT GROUNDWATER SAMPLING. 112G08069

PERSONNEL:	Alex Murphy	TT	ENG. DEER	A.M.
	Chuck Sorden	TT	GEOLOGIST	C.S.
	Jeff Zeigler	GPI	DRILLER	J.Z.
	Josh Maynard	GPI	HELPER	J.M.

WEATHER: CLEAR SKIES 80°F+

PPE: LEVEL D

H3S TOPICS: PROPER PPE, ACTIVITY AROUND POTENTIALLY CONTAMINATED WATER, BREATHING ZONE MONITORING.

OBJECTIVE. DPT GW SAMPLING

0680: A.M. EN ROUTE TO LC34. PICKING UP ICE EN ROUTE.

0645: A.M. ARRIVES ONSITE. LOADING UP EQUIP & CALIBRATING PID

0650: A.M. CALLED DUTY OFFICE. GOOD TO DIG TODAY.

0700: GPI ARRIVES ONSITE. CONDUCT MORNING H2S MEETING. TYVEK SUITS HAVE BEEN ADDED TO PPE REQUIREMENTS FROM DRILLERS.

0720: COMMENCE TRIPPING OUT RODS THEN DRILLING TO 90' BLS.

0750: SAMPLE COLLECTED. LC34-DPT0657-088.0-20181018. SLIGHT SILT. TLE ODOR GREY. 4000+ ppm COMING OUT OF RODS. BREATHING ZONE 0.0ppm. DALE OUSight.

0820: SAMPLE COLLECTED. LC34-DPT0657-093.0-20181018 SILTY. SLIGHT TLE ODOR. GREY.

0850: SAMPLE COLLECTED. LC34-DPT0657-098.0-20181018. Silty. Sight TLE odor. GREY.

0900: DPT0657 PRESSURE GROUTED FROM 100' TO SURFACE THROUGH RODS. PERIODICALLY CHECKING BREATHING ZONE

0920: LOST THE DRILLING BIT TIP DOWN THE HOLE. ATTEMPTING TO RETRIEVE.

0945: GROUTING COMPLETE. BEGINNING STEAM & ALCONOX DECON

1020: FIRST ROUND OF DECON COMPLETE. STILL GETTING PID READINGS OF 2-10ppm ON EACH SAMPLER. ONE SAMPLE WAS 450ppm. DECONNING AGAIN.

1050: SETTING UP ON LOCATION 35 :0 BGS. Punching through asphalt & HA TO 5' BLS to CLEAR UTILITIES.

1100: C.S. ARRIVES ONSITE. A.M. OFFSITE; Drilling DPT0658

1110 Sample collected LC34-DPT0658-008.0-20181018 (35) Grey; NO odor

1120 Sample collected LC34-DPT0658-013.0-20181018 35 Grey; NO odor

1130 Sample collected LC34-DPT0658-018.0-20181018 (35) Grey; NO odor

1145 Sample collected LC34-DPT0658-023.0-20181018 (35) Grey; NO odor

1200 Sample collected LC34-DPT0658-028.0-20181018 (35) Grey; NO odor

1215 Sample collected LC34-DPT0658-033.0-20181018 (35) Grey; NO odor

-GPI offsite for lunch

1255 GPI on site; drilling resumed

1310 Sample collected LC34-DPT0658-038.0-20181018 (35) Grey; NO odor

1330 Sample collected LC34-DPT0658-043.0-20181018 35 Grey; NO odor

1345 Sample collected LC34-DPT0658-048.0-20181018 (35) Grey; NO odor

Rite in the Rain.

10/18/18 LC34 112G08069

1345 GPI Offsite to Drop off 5Z @ Baggy and Pick up Thomas Watson

1450 ~~1405~~ GPI Onsite: Decoming

1505 Decon'd PID verified; Drilling resumed

1525 Sample Collected LC34-DPT0658-053.0-20181018 (35) Cy ; No con

1550 Sample Collected LC34-DPT0658-~~060~~ 058.0-20181018 (35) Cy ; No con

1615 Sample Collected LC34-DPT0658-063.0-20181018 (35) Cy ; No con

1645 Sample Collected LC34-DPT0658-068.0-20181018 (35) Cy ; No con

1710 Sample Collected LC34-DPT0658-073.0-20181018 (35) Cy ; No con

1735 Sample Collected LC34-DPT0658-078.0-20181018 (35) Cy ; No con

-Offsite

LS.

10/19/2018 LC34 112G08069

Personnel : Chuck Sorch (CS) Geologist TT
Josh Mainard (JM) Driller GPI
Thomas Watson (TW) Tech GPI

Weather : Clear 78°

PPE : Level D

Health & Safety (HAS) : Topics - PPE; Inclement weather; BZ readings

Objective : Continue DPT Investigation

0645 CS on site
0710 GPI on site; HAS meeting; Daily prep
0730 Drilling resumed
0800 Sample collected LC34-DPT0658-083.0-20181018 (35) Gy ; No odor
0825 Sample collected LC34-DPT0658-088.0-20181018 (35) Gy ; No odor
- Decoring
0840 Screens Decon'd; PID verified
0845 Drilling Resumed
0910 Sample collected LC34-DPT0658-093.0-20181018 (35) Gy ; No odor
0945 Sample collected LC34-DPT0658-098.0-20181018 (35) Gy ; No odor
1005 DPT0658 pressure Grouted 100' to surface temp rods
1035 Rig rods & tooling decon'd - / steam; PID verified
1040 Set-up on DPT0659 (16); had auger 5'
1045 Drilling Commenced
1055 Sample collected LC34-DPT0659-008.0-20181019 (16) clear gy ; No odor
1105 Sample collected LC34-DPT0659-013.0-20181019 16 Gy ; No odor
1115 Sample collected LC34-DPT0659-018.0-20181019 (16) Gy ; No odor
1130 Sample collected LC34-DPT0659-023.0-20181019 (16) Gy ; No odor
1145 Sample collected LC34-DPT0659-028.0-20181019 (16) Gy ; No odor
- GPI offsite
1220 GPI on site; Drilling resumed
1240 Sample collected LC34-DPT0659-033.0-20181019 (16) Gy ; No odor
1255 Sample collected LC34-DPT0659-038.0-20181019 (16) Gy ; No odor
1315 Sample collected LC34-DPT0659-043.0-20181019 (16) Gy ; No odor
- TW Decoring
1335 Screens Decon'd; PID verified
1345 Sample collected LC34-DPT0659-048.0-20181019 (16) Gy ; No odor
1400 Sample collected LC34-DPT0659-053.0-20181019 (16) Gy ; No odor
1420 Sample collected LC34-DPT0659-058.0-20181019 (16) Gy ; No odor
1445 Sample collected LC34-DPT0659-063.0-20181019 (16) Gy ; No odor
1505 Sample collected LC34-DPT0659-068.0-20181019 (16) Gy ; No odor
1530 Sample collected LC34-DPT0659-073.0-20181019 (16) Gy ; No odor
1600 Sample collected LC34-DPT0659-078.0-20181019 (16) Gy ; No odor
1620 Offsite

Rite in the Rain.

Scale: 1 square =

10/22/18 LC34 112G08065

Personnel : Chuck Sorden (CS) Geologist TT
Jeff Zeigler (JZ) Driller GPI
Gamma Rivera (GR) Tech GPI
Weather : Sunny 69°F
PPE : Level D
Health & Safety (HAS) : Topics - SSHASP; PPE; IDW
Objective : Continue DPT GW Investigation

0800 CS onsite; Calibrating / Daily prep
0900 GPI onsite; HAS meeting; Decoring Screens
0940 Screens Decon'd; PID verified; Drilling resumed
1010 Sample Collected LC34-DPT0659-083.0-20181022 (16) Gray ; No odor
1040 Sample Collected LC34-DPT0659-088.0-20181022 (16) Gray ; No odor
1110 Sample Collected LC34-DPT0659-093.0-20181022 (16) Gray ; No odor
1135 Sample Collected LC34-DPT0659-098.0-20181022 (16) Gray ; No odor
-GPI offsite for lunch
1210 GPI onsite; Drilling resumed to grout
1255 DPT0659 pressure grouted 100' to surface thru rods; All BZ readings 0
1330 Rig, rods & tooling decon'd / steam
1340 Set up on DPT0660 (36); augering asphalt and had clearing 5'
1350 Drilling Commenced
1400 Sample Collected LC34-DPT0660-008.0-20181022 (36) Brown ; No odor
1410 Sample Collected LC34-DPT0660-013.0-20181022 (36) Gray ; No odor
1420 Sample Collected LC34-DPT0660-018.0-20181022 (36) Gray ; No odor
1430 Sample Collected LC34-DPT0660-023.0-20181022 (36) Gray ; No odor
1440 Sample Collected LC34-DPT0660-028.0-20181022 (36) Gray ; No odor
1500 ~~1455~~ Sample Collected LC34-DPT0660-033.0-20181022 (36) Gray ; No odor
1515 Sample Collected LC34-DPT0660-038.0-20181022 (36) Gray ; No odor
1540 Sample Collected LC34-DPT0660-043.0-20181022 (36) Gray ; No odor
-Decoring Screens
1600 Screens Decon'd; PID verified
1615 Drilling Resumed
1630 Sample Collected LC34-DPT0660-048.0-20181022 (36) Gray ; No odor
1650 Sample Collected LC34-DPT0660-053.0-20181022 (36) Gray ; No odor
1705 Sample Collected LC34-DPT0660-058.0-20181022 (36) Gray ; No odor
1745 Sample Collected LC34-DPT0660-063.0-20181022 (36) Gray ; No odor
1750 CS/GPI offsite

Scale: 1 square = _____

10/28/14 LC34 112G048069

Personnel : Chuck Sorden (CS) Geologist TF
: Jeff Zeglen (JZ) Driller GPI
Cam Rivera (CR) Tech GPI
weather : Partly Cloudy 73°F
PPE : Level D
Health & Safety (HAS) : Topics - SSHASP Daily JHA; PPE
objectives : Continue DPT GW Investigation

0615 CS on site; Calibrate
0740 CS called (JZ) still @ Bedford; en rt ~ 1 hr
0750 JZ calls CS; All good on / headed; ready to inspect @ CCLAFS
0840 GPI on site; ready daily @ DPTOC60 after HAS meeting
0910 Sample Collected LC34-DPTOC60-068.0-20181023 (36) Gray ; NO odor
0915 Sample Collected LC34-DPTOC60-073.0-20181023 (36) Gray ; NO odor
1015 Sample Collected LC34-DPTOC60-078.0-20181023 (36) Gray ; NO odor
1040 Sample Collected LC34-DPTOC60-083.0-20181023 (36) Gray ; NO odor
-Decon'g Screens
1105 Screens Decon'd; PID Verified; All B2 readings 0.0 thus far; Daily resumed
1130
1125 Sample Collected LC34-DPTOC60-088.0-20181023 (36) Gray ; NO odor
-GPI offsite for lunch
1210 GPI on site; Daily resumed
1240 Sample collected LC34-DPTOC60-093.0-20181023 (36) Gray ; NO odor
1315 Sample Collected LC34-DPTOC60-098.0-20181023 (36) Gray ; NO odor
1355 DPTOC60 pressure Grouted 100' to surface temp rods
1425 Rig, rods & Tools decon'd on / site; PID Verified
1435 Setup on DPTOC61 (37); Hand clean 5'
1445 Daily Commenced
1455 Sample Collected LC34-DPTOC61-008.0-20181023 (37) Clear Brown ; NO odor
1505 Sample Collected LC34-DPTOC61-013.0-20181023 (37) Gray ; NO odor
1515 Sample Collected LC34-DPTOC61-018.0-20181023 (37) Gray ; NO odor
1525 Sample collected LC34-DPTOC61-023.0-20181023 (37) Gray ; NO odor
1540 Sample Collected LC34-DPTOC61-028.0-20181023 (37) Gray ; NO odor
1555 Sample Collected LC34-DPTOC61-033.0-20181023 (37) Gray ; NO odor
1610 Sample Collected LC34-DPTOC61-038.0-20181023 (37) Gray ; NO odor
1625 Sample collected LC34-DPTOC61-043.0-20181023 (37) Gray ; NO odor
1640 Screens Decon'd; PID verified
1655 Sample collected LC34-DPTOC61-048.0-20181023 (37) Gray ; NO odor
1710 Sample Collected LC34-DPTOC61-053.0-20181023 (37) Gray ; NO odor
1730 Sample Collected LC34-DPTOC61-058.0-20181023 (37) Gray ; NO odor
-Offsite

Rite in the Rain.

10/24/18 LC34 112G08064

Personnel : Chuck Sorden (CS) Geologist TT
Jeff Ziegler (JZ) Driller GPI
Gama Rivera (GR) Tech GPI

Weather : Mostly Cloudy 73°F
PPE : Lool D
Health & Safety (HAS) : Topics - PPE; roading Safety; IDW
Objective : Continue DPT GW Investigation

0710 CS onsite
0735 GPI onsite; HAS meeting; resuming Drilling on DPT0661
0800 Sample Collected LC34-DPT0661-063.0-20181024 (37) Gy ; No odor
0835 Sample Collected LC34-DPT0661-068.0-20181024 (37) Gy ; No odor
0905 Sample Collected LC34-DPT0661-073.0-20181024 (37) Gy ; No odor
0935 Sample Collected LC34-DPT0661-078.0-20181024 (37) Gy ; No odor
-Decoming Screens
1000 Screens Decon'd; PID verified
1005 Drilling resumed
1025 Sample collected LC34-DPT0661-083.0-20181024 (37) Gy ; No odor
1055 Sample Collected LC34-DPT0661-088.0-20181024 (37) Gy ; No odor
1125 Sample Collected LC34-DPT0661-093.0-20181024 (37) Gy ; No odor
1150 Sample Collected LC34-DPT0661-098.0-20181024 (37) Gy ; No odor
-GPI offsite for lunch & to get replacement grinder
1305 GPI onsite; Drilling resumed to grout DPT0661
1330 Heavy rain
1340 Drilling resumed
1350 DPT0661 pressure Grouted 100' to surface tagh rods
1410 Rig rods & Tools decon'd w/ Steam; PID verified; Conducting Rod Maintenance
1445 Rod maintenance Complete
1480 Fueling Rig
1500 Setup on DPT0662 (34); had clear 5'
1505 Drilling Commenced
1515 Sample Collected LC34-DPT0662-008.0-20181024 (34) Clear Brw ; No odor
1525 Sample collected LC34-DPT0662-013.0-20181024 (34) Gy No odor
1535 Sample collected LC34-DPT0662-018.0-20181024 (34) Gy ; No odor
1555 Sample Collected LC34-DPT0662-023.0-20181024 (34) Gy ; No odor
1610 Sample Collected LC34-DPT0662-028.0-20181024 (34) Gy ; No odor
1628 Sample Collected LC34-DPT0662-033.0-20181024 (34) Gy ; No odor
1640 Sample Collected LC34-DPT0662-038.0-20181024 (34) Gy ; No odor
-GR Decoming
1655 Sample collected LC34-DPT0662-043.0-20181024 34 Gy ; No odor
-Screens Decon'd; PID verified

Scale: 1 square = _____

10/24/18 LL34 112G08069

CS

1710	Sample Collected	LL34-DPT0662-048.0-20181024	(34)	Gy	;	No cdn
1725	Sample Collected	LL34-DPT0662-053.0-20181024	(34)	Gy	;	No cdn
1745	Sample Collected	LL34-DPT0662-058.0-20181024	(34)	Gy	;	No cdn
	-Offsite					



10/23/18

LC34

112G-08069

Personnel : Chuck Sorden (CS) Geologist TY
Jeff Zeglen (JZ) Driller GPI
Gama Rivera (GR) Tech GPI

Weather : Cloudy w/ scattered rain 74°F

PPE : Level D

Health & Safety (H&S) : Topics - PPE; Inclement weather; JSA

Objectives : Continue DPT GW Investigation

0645 CS on site

0715 GPI onsite; H&S meeting; resuming drilling in DPT0662

0750 Sample Collected LC34-DPT0662-063.0-20181025 (34) Grey; No odor

0820 Sample Collected LC34-DPT0662-068.0-20181025 (34) Grey; No odor

0845 Sample Collected LC34-DPT0662-073.0-20181025 (34) Grey; No odor

0910 Sample Collected LC34-DPT0662-078.0-20181025 (34) Grey; No odor

-Decon'g Screens

0935 Screens Decon'd; PID verified

1005 Sample Collected LC34-DPT0662-083.0-20181025 (34) Grey; No odor

1030 Sample Collected LC34-DPT0662-088.0-20181025 (34) Grey; No odor

1055 Sample Collected LC34-DPT0662-093.0-20181025 (34) Grey; No odor

-All BZ readings 0.0 taken this morning; GPI Turnaround

1125 Drilling resumed

1150 Sample Collected LC34-DPT0662-098.0-20181025 (34) Grey; No odor

-GPI offsite for lunch

1230 GPI onsite; resuming drilling to Grout

1320 DPT0662 pressure Grouted 100' to surface target reads

1400 Rig reads; tooling decon'd w/ steam; PID verified

1420 Drilling DPT0663 (14); previously not cleared

1430 Sample Collected LC34-DPT0663-008.0-20181025 (14) clear brown; No odor

1440 Sample Collected LC34-DPT0663-013.0-20181025 (14) clear grey; No odor

1450 Sample Collected LC34-DPT0663-018.0-20181025 (14) Grey; No odor

1505 Sample Collected LC34-DPT0663-023.0-20181025 (14) Grey; No odor

1520 Sample Collected LC34-DPT0663-028.0-20181025 (14) Grey; No odor

1535 Sample Collected LC34-DPT0663-033.0-20181025 (14) Grey; No odor

1550 Sample Collected LC34-DPT0663-038.0-20181025 (14) Grey; No odor

1605 Sample Collected LC34-DPT0663-043.0-20181025 (14) Grey; No odor

1620 -Decon'g Screens

1635 Screens Decon'd; PID verified; Drilling resumed

1645 Sample Collected LC34-DPT0663-048.0-20181025 (14) Grey; No odor

1700 Sample Collected LC34-DPT0663-053.0-20181025 (14) Grey; No odor

1720 Sample Collected LC34-DPT0663-058.0-20181025 (14) Grey; No odor

1730 Offsite

10/26/18 LC34 112G08064

Personnel : Charlie Scrudato (CS) Geologist TT
Jeff Zeigler (JZ) Driller GPI
Gama Rivera (GR) Tech GPI

Weather : Mostly Clear
PPE : Level D
Health & Safety (H&S) : Topics – Lifting; PPE; BZ readings
Objectives : Continue DPT GW Investigation

0640 CS on site; Calibrate
0725 GPI on site; H&S meeting; resume drilling on DPT0663
0750 Sample Collected LC34-DPT0663-063.0-20181026 (14) Grey ; No odor
0815 Sample Collected LC34-DPT0663-068.0-20181026 (14) Grey ; No odor
- CO DPM PID BZ reading
0835 Sample collected LC34-DPT0663-073.0-20181026 (14) Grey ; No odor
0900 Sample Collected LC34-DPT0663-078.0-20181026 (14) Grey ; No odor
0930 Sample collected LC34-DPT0663-083.0-20181026 (14) Grey ; No odor
- Decon screens
1005 Screens decon'd; PID verified; Drilly resumed
1025 Sample collected LC34-DPT0663-088.0-20181026 (14) Grey ; No odor
1055 Sample Collected LC34-DPT0663-093.0-20181026 (14) Grey ; No odor
- SZ emphone
1105 Drilly resumed
1135 Sample Collected LC34-DPT0663-098.0-20181026 (14) Grey ; No odor
- GPI offsite for lunch
1215 GPI on site
1225 Drilly resumed to grout DPT0663
1300 DPT0663 pressure Grouted 100' to surface then rods
1320 Riggers & tooling decon'd w/ steam; PID verified
1325 Drilly DPT0664 (60); previously had clearance
1335 Sample Collected LC34-DPT0664-008.0-20181026 (60) Grey ; No odor
1345 Sample Collected LC34-DPT0664-013.0-20181026 (60) Grey ; No odor
1355 Sample Collected LC34-DPT0664-018.0-20181026 (60) Grey ; No odor
1405 Sample Collected LC34-DPT0664-023.0-20181026 (60) Grey ; No odor
1415 1430 Sample Collected LC34-DPT0664-028.0-20181026 (60) Grey ; No odor
1425 Sample Collected LC34-DPT0664-033.0-20181026 (60) Grey ; No odor
1440 Sample Collected LC34-DPT0664-038.0-20181026 (60) Grey ; No odor
1450 Sample Collected LC34-DPT0664-043.0-20181026 (60) Grey ; No odor
- GR Decon
1505 Sample Collected LC34-DPT0664-048.0-20181026 (60) Grey ; No odor
1520 Sample Collected LC34-DPT0664-053.0-20181026 (60) Grey ; No odor
1535 Sample Collected LC34-DPT0664-058.0-20181026 (60) Grey ; No odor
- GPI offsite @ 1530; CS @ 1545

Rite in the Rain

Scale: 1 square =

10/29/18 LC34 12608069

Personnel : Chuck Sardeu (CS) Geologist TT
Jeff Zeglen (JZ) Driller GPI

Weather : Clear 54°F

PPE : Level D

Health & Safety (HAS) : Topics - PPE; Decon; BZ readings

objective : Continue DPT GW investigation

0700 CS on Base @ CCR

0910 CS Departs for LC34; Spoke w/ JZ; Drilling still in route

0930 CS onsite @ LC34 Calibrate

0935 GPI onsite; HAS meeting; pull rods to decon

1005 Decon my Screens

1020 Screens Decon'd; PID Ver. final; Drilly resumed

1035 Sample Collected LC34-DPT0664-063.0-20181029 (60) Grey ; No odor

1105 Sample Collected LC34-DPT0664-068.0-20181029 (60) Grey ; No odor

1130 Sample Collected LC34-DPT0664-073.0-20181029 (60) Grey ; No odor

-GPI offsite for lunch

1200 GPI onsite; Drilly resumed

1225 Sample Collected LC34-DPT0664-078.0-20181029 (60) Grey ; No odor

1255 Sample Collected LC34-DPT0664-083.0-20181029 (60) Grey ; No odor

1320 Sample Collected LC34-DPT0664-088.0-20181029 (60) Grey ; No odor

1355 Sample Collected LC34-DPT0664-093.0-20181029 (60) Grey ; No odor

1430 Sample Collected LC34-DPT0664-098.0-20181029 (60) Grey ; No odor

1510 DPT0664 pressure Greater 100' to surface type rods

1540 Rig rods & tools decon'd w/ steam

1545 Setup on DPT0665 (41); Lunch 5'

1555 Drilly Commenced

1605 Sample Collected LC34-DPT0665-008.0-20181029 (41) (60) Grey ; No odor

1615 Sample Collected LC34-DPT0665-013.0-20181029 (41) Grey ; No odor

1625 Sample Collected LC34-DPT0665-018.0-20181029 (41) Grey ; No odor

1635 Sample Collected LC34-DPT0665-023.0-20181029 (41) Grey ; No odor

1645 Sample Collected LC34-DPT0665-028.0-20181029 (41) Grey ; No odor

LF -high Sample recovery w/ PID (7100) BZ clear (0.0)

1700 Sample Collected LC34-DPT0665-033.0-20181029 (41) Grey ; No odor

1715 Sample Collected LC34-DPT0665-038.0-20181029 (41) Grey ; No odor

1730 Sample Collected LC34-DPT0665-043.0-20181029 (41) Grey ; No odor

-Decon my Screens

1745 Screens Decon'd; PID Verified; Drilly resumed; Will collect Sample in AM

1755 Offsite

Scale: 1 square = _____

10/30/18 LC34 112G-080C9

Personnel : Chuck Scrader (CS) Geologist Tr
Jeff Ziegler (JZ) Driller GPI
Game Room (GR) Tech GPI

Weather : Clear 63°F

PPE : Level D

Health & Safety (HAS) : Topics - Hydration ; PPE ; JSA

Objective : Continue DPT Investigation

0645 CS on Site; Calibrate

0725 GPI on site, HAS meeting; exposing screen to collect Sample from 48'

0740 Sample Collected LC34-DPT0665-048.0-20181030 (41) Grey ; No Odor

0805 Sample collected LC34-DPT0665-053.0-20181030 (41) Grey ; No odor

0830 Sample collected LC34-DPT0665-058.0-20181030 (41) Grey ; no odor
-BZ reads for All Samples thus far - 0.0

0855 Sample Collected LC34-DPT0665-063.0-20181030 (41) Grey ; No odor

0930 Sample Collected LC34-DPT0665-068.0-20181030 (41) Grey ; No odor

1005 Sample Collected LC34-DPT0665-073.0-20181030 (41) Grey ; No Odor

1030 Sample Collected LC34-DPT0665-078.0-20181030 (41) Grey ; No Odor

1105 Sample collected LC34-DPT0665-083.0-20181030 (41) Grey ; No
-Decon Screens

1130 Screens Decon'd; PID verified; Drilly resumed; All BZ reads 0.0

1155 Sample Collected LC34-DPT0665-088.0-20181030 (41) Grey ; No Odor
-GPI departs for lunch

1225 GPI on Site; Drilly resumed

1360 Sample Collected LC34-DPT0665-093.0-20181030 (41) Grey ; No Odor

1325 Lost 35' of rod at core screen @ approx 60'; will capture to hole w/ fresh rods & collect 98' Sample; Decon'd & move to next hole TO get Shallow Samples

1345 Rig, rods & tooly decon'd w/ steam; Cleaning rod maintenance

1410 Set up on DPT0666 (40); hole clear

1420 Drilling Commenced

1430 Sample Collected LC34-DPT0666-008.0-20181030 (40) Grey ; No Odor

1440 Sample Collected LC34-DPT0666-013.0-20181030 (40) Grey ; No Odor

1450 Sample Collected LC34-DPT0666-018.0-20181030 (40) Grey ; No Odor

1500 Sample Collected LC34-DPT0666-023.0-20181030 (40) Grey ; No Odor

1515 Sample Collected LC34-DPT0666-028.0-20181030 (40) Grey ; No Odor

1535 Sample collected LC34-DPT0666-033.0-20181030 (40) Grey ; No Odor

1550 Sample Collected LC34-DPT0666-038.0-20181030 (40) Grey ; No Odor GR Decon

1605 Sample collected LC34-DPT0666-043.0-20181030 (40) Grey ; No Odor PID verified

1625 Sample Collected LC34-DPT0666-048.0-20181030 (40) Grey ; No Odor
-GR Decon

Rite in the Rain

Scale: 1 square =

10/30/18 LL34 112G08069

1645 Sample Collected LL34-DPT0666-053.0-20181030 (40) Gray ; No odor

1700 Offsite; GPS out of reds; running to Orlando tonight to get nowsting



Scale: 1 square = _____

10/31/18 LC34 112G08065

Personnel : Chuck Sordan (CS) Geologist TT
Jeff Zeigler (JZ) Driller GPI
Gama Rivera (GR) Tech GPI
Weather : Clear 68°F
PPE : Level D
Health & Safety (HAS) : BZ Monitoring; PPE; Decon
Objective : Continue DPT GW Investigation

0640 CS on site; calibrating
0710 GPI on site; HAS meeting; unloading new rod/screens
0735 Drilling resumed
0800 Sample Collected LC34-DPT0666-058.0-20181031 (40) Gray ; No odor BZ=0.0
0825 Sample collected LC34-DPT0666-063.0-20181031 (40) Gray ; N.O. BZ=0.0
0850 Sample collected LC34-DPT0666-068.0-20181031 (40) Gray ; N.O. BZ=0.0
0915 Sample collected LC34-DPT0666-073.0-20181031 (40) Gray ; N.O. BZ=0.0
0940 Sample collected LC34-DPT0666-078.0-20181031 (40) Gray ; N.O. BZ=0.0
-Decoming Screens
1015 Screens Decon'd; PID verified
1020 Drilling resumed
1040 Sample collected LC34-DPT0666-083.0-20181031 (40) Gray ; No odor BZ=0
1110 Sample collected LC34-DPT0666-088.0-20181031 (40) Gray ; No odor BZ=0
1130 Sample collected LC34-DPT0666-093.0-20181031 (40) Gray ; No odor BZ=0
-GPI offsite for lunch
1200 GPI on site Drilling resumed
1240 Sample collected LC34-DPT0666-098.0-20181031 (40) Gray ; No odor BZ=0
1310 DPT0666 Pressure Grouted 100' to surface tagger rods
1340 Rig, rods & tooling decon'd w/ steam; PID verified
1345 Drilling DPT0665 to collect 98' sample
1410 Sample collected LC34-DPT0665-098.0-20181031 (41) Gray ; No odor BZ=0
1440 DPT0665 Pressure Grouted 100' to surface tagger rods
1500 Rig, rods & tooling decon'd w/ steam; PID verified
1510 Drilling DPT0667 (47); previously had cleaned 5'
1520 Sample collected LC34-DPT0667-008.0-20181031 (47) Clear brown ; No odor BZ=0
1530 Sample collected LC34-DPT0667-013.0-20181031 (47) Clear ; No odor BZ=0
1540 Sample collected LC34-DPT0667-018.0-20181031 (47) Gray ; No odor BZ=0
1550 Sample collected LC34-DPT0667-023.0-20181031 (47) Gray ; N.O. BZ=0
1600 Sample collected LC34-DPT0667-028.0-20181031 (47) Gray ; N.O. BZ=0
1615 Sample collected LC34-DPT0667-033.0-20181031 (47) Gray ; No. BZ=0.0
1630 Sample collected LC34-DPT0667-038.0-20181031 (47) Gray ; N.O. BZ=0.0
1650 Sample collected LC34-DPT0667-043.0-20181031 (47) Gray ; N.O. BZ=0
1710 Sample collected LC34-DPT0667-048.0-20181031 (47) Gray ; N.O.
1730 Inner rods stuck in screen

Rite in the Rain.
Scale: 1 square =

10/31/15 LC34 112608069

17~~50~~ 45 Sepic Collected LC34-DPT0667-053.0-20181031 47) Cy; No can BZ=0.0

1800 50 Offsite



11/05/18 LL34 112G08069

Personnel : Chuck Sordon (CS) Geologist TT
Jeff Ziegler (JZ) Driller GPI
Gama Rivera (GR) Tech GPI

Weather : Sunny 78°F
PPE : Level D
Health & Safety (HAS) : Topics - Passive Diffusion Badges (PDB)) PPE; IDW
Objective : Continue DPT GW Investigation

0800 CS on site; Calibrating PID; Daily Background Reading (DBR) = 0.0 ppm
Temp 78°; Barometer 30.10
0830 GPI on site; Health & Safety meeting regarding PDB's, PPE; etc
0850-0855 PDB's Deployed
- 7113-001: Blank
- 7226-001: JZ
- 7082-001: CS
- 8439-001: GR

0900 Drilling Resumed
0935 Sample Collected LL34-DPT0669-~~073~~ 068.0-20181105 (42) Gray ; No odor
-Point Source (PS) readings 0.0 - Drill pipe; Bucket: 0.0
1005 Sample Collected LL34-DPT0669-073.0-20181105 (42) Gray ; No odor
PSR's 10.3 ppm in pipe; 1" above pipe: 0.0; Bucket: 0.0
1030 Sample Collected LL34-DPT0669-078.0-20181105 (42) Gray ; No odor
PSR's - 29.5 ppm in pipe; 1" above: 0.1; Bucket: 0.0
1055 Sample Collected LL34-DPT0669-083.0-20181105 (42) Gray ; No odor
PSR's - 0.3 in pipe; 0.0 - 1" Above; Bucket = 0.0
1120 Sample Collected LL34-DPT0669-088.0-20181105 (42) Gray ; No odor
PSR's : in pipe: 220; 1" Above: 0.4; BZ 0.0; Bucket: 0.0
1145 Sample Collected LL34-DPT0669-093.0-20181105 (42) Gray ; No odor
PSRs; in pipe: 3.4; Above 1": 0.0; Bucket; 0.0
-GPI offsite for lunch
1225 GPI on site; Drilling resumed
1255 Sample Collected LL34-DPT0669-098.0-20181105 (42) Gray ; No odor
353.7 in pipe 1.2-1" Above; BZ = 0.0
1325 DPT0669 pressure Grouted 98' to surface tagged rods
1405 Rig rods & tooling decon'd w/ steam; Conducting Rod maintenance
1435 Maintenance Complete
1445 Setup on DPT0593 (~~591~~ 01); had clean 5'
1455 Drilling Commenced
1505 Sample Collected LL34-DPT0593-008.0-20181105 (01) clean gray ; No odor
PS1 - 0.0 PS2 = 0.0 PS3 = 0.0 BZ = 0.0
1515 Sample Collected LL34-DPT0593-013.0-20181105 (01)

11/05/18

Scale: 1 square =

Rite in the Rain

11/05/18 LC34 112G06065

1515 PS1=0 PS2=0 PS3=0 BZ=0

1525 Sample Collected LC34-DPTOS93-018.0-20181105 (01) Grey ; No odor

1535 Sample Collected LC34-DPTOS93-023.0-20181105 (01) ~~Grey~~ Brown ; No odor
PS1=0 PS2=0 PS3=0 BZ=0

1550 Sample collected LC34-DPTOS93-028.0-20181105 (01) ~~Grey~~ Brown ; No odor
PS1=0.0 PS2=0.0 PS3=0.0 BZ=0.0

1605 Sample Collected LC34-DPTOS93-033.0-20181105 (01) Brown ; No odor
PS1=0.0 PS2=0.0 PS3=1.2 BZ=0.0
- Conducted Continuing Cal Verification check

1620 - Result 73.8; recalibrated PID
Sample Collected LC34-DPTOS93-038.0-20181105 (01) Brown ; No odor
PS1=3.1 PS2 0.4 PS3 1.0 BZs=0.0

1635 1640 Sample Collected LC34-DPTOS93-043.0-20181105 (01) Brown ; No odor
PS1=11.0 PS2=0.0 PS3=18.3 BZs=0.0
- End of Day Temp: 80°
Barometer: 30.02

1650 Sample Collected LC34-DPTOS93-048.0-20181105 (01) Brown ; No odor
PS1=3.2 PS2=0.0 PS3=128.4 BZs=0.0

1652-1654 PODs removed from site personnel @ previously shown

1710 Samples collected LC34-DPTOS93-053.0-20181105 (01) Brown ; No odor
PS1=2.4 PS2=2.8 PS3=36.0 BZ=0.0
- Samples Relinquished for Drop off @ fedex; Dana Forester (DF) Dropping off @ Fed Ex

1740 Sample collected LC34-DPTOS93-058.0-20181105 (01)
PS1=1.2 PS2=0.0 PS3=14.0 BZs=0.0

1745 Offsite

11/05/18

Scale: 1 square = _____

11/06/18 LC34 112G08064

Personnel : Chuck Sorden (CS) Geologist TT
Jeff Zeigler (JZ) Driller GPI
Gama Rivera (GR) Tech GPI

Weather : Cloudy 71°F
PPE : Level D
Health & Safety (HAS) : Topics - PPE; BZ's; PDBs
objective : Continue DPT GW Sampling

0645 CS on site; Called Duty office; go critical @ 1500 for Pegasus launch
- Calibrating / Setting up
Temp: 70°
Barometer: 30.04 @ Start of Deployment @0715

0710 GPI on site; HAS Meeting
Daily BackGround Reading (DBR) = 0.0 ppm

0715 - 0718 PDBs Deployed
- 8350 = JZ
- 6592 = GR
- 8450 = CS
- 8484 = BLANK

0725 Drilling Resumed

0750 Sample Collected LC34-DPT0593-063.0-20181106 (01) Gray ; no odor
Drill Pipe (PS1) = 210 1" Above Pipe (PS2) = 3.5 Bucket (PS3) = 78.1 BZs = 0.0

0800 While pulling rods; PID placed on top of Driller control panel received
8.6 ppm PID Hit when screen was being removed from rods
- Decoring Screens

0820 Screens Decon'd; PID Verified
Sample Collected LC34-DPT0593-068.0-20181106 (01) Gray ; No odor
PS1 = 0.2 PS2 = 0.0 PS3 = 0.1 BZs 0.0

0915 ~~0910~~ Sample Collected LC34-DPT0593-073.0-20181106 (01) Gray ; No odor
PS1 = 1.2 PS2 = 0 PS3 = 1.6 ~~PS~~ BZs = 0

0945 Sample Collected LC34-DPT0593-~~068.0~~ 073.0-20181106 (01) Gray ; No odor
PS1 = 1.2 PS2 = 0 PS3 = 0.3 BZ = 0.0

1010 Sample Collected LC34-DPT0593-083.0-20181106 (01) Gray ; No odor
PS1 = 0.4 PS2 = 0.0 PS3 = 68.6 BZs = 0.0

1045 DPT0593 pressure Grouted 85' to surface tight rods

1115 Rigg rods & tooling decon'd w/ steam; PID Verified; GPI offsite for lunch

1155 GPI on site

1205 Set up on DPT0594 (02); had clean 5'

1215 Drilling Commenced

1225 Sample Collected LC34-DPT0594-008.0-20181106 (02) clean ; Organic odor
PS1 = 0.0 PS2 = 0.0 PS3 = 0.0 BZ's = 0.0

11/06/18

Rite in the Rain

Scale: 1 square =

11/06/18 LC34 1/2G08069

1235 Sample Collected LC34-DPT0594-013.0-20181106 (02) Gray ; No odor
PS1 = 0.0 PS2 = 0.0 PS3 = 0.0 BZs = 0.0

1245 Sample Collected LC34-DPT0594-018.0-20181106 (02) Gray ; No odor
PS1 = 0.7 PS2 = 0.0 PS3 = 0.1 BZs = 0.0

1255 sample collected LC34-DPT0594-023.0-20181106 (02) Gray ; No odor
1310 PS1 = 0.0 PS2 = 0.0 PS3 = 0.0 BZs = 0.0

1310 Sample Collected LC34-DPT0594-028.0-20181106 (02) Gray ; No odor
PS1 = 1.7 PS2 = 0.0 PS3 = 0.0 BZs = 0.0

1325 Sample Collected LC34-DPT0594-033.0-20181106 (02) Gray ; No odor
PS1 = 0.0 PS2 = 0.0 PS3 = 0.0 BZ = 0.0

1340 Sample Collected LC34-DPT0594-038.0-20181106 (02) Gray ; No odor
PS1 = 0.0 PS2 = 0.0 PS3 = 2.9 BZ = 0.0

1355 Sample Collected LC34-DPT0594-043.0-20181106 (02) Gray ; No odor
PS1 = 362.7 PS2 = 0.1 PS3 = 440.3 BZ = 0.0 ; Downwind Sampler BZ = 0.7

1410 Sample Collected LC34-DPT0594-048.0-20181106 (02) Gray ; TCE ODOR ~~No odor~~
PS1 = 176 PS2 = 0.7 PS3 = 79.3 BZ = 0.0

1435 Sample Collected LC34-DPT0594-053.0-20181106 (02) Gray ; TCE ODOR
PS1 = 16.2 PS2 = 0.0 PS3 = 111.5 BZ = 0.0

1455 Sample Collected LC34-DPT0594-058.0-20181106 (02) Gray ; NO ODOR
PS1 = 1.4 PS2 = 0.0 PS3 = NA BZ = 0.0 ; Sample Backflood poor production

~~1520 Sample Collec~~

1516 - 1518 PDBs removed

1520 Sample Collected LC34-DPT0594-063.0-20181106 (02) Gray ; No odor
Drilling Complete For Day Due to No Dig
PS1 = 0.9 PS2 = 0.0 PS3 = 28.3 BZ = 0.0
Baro 29.99 Temp 83°

1545 Offsite

C.S.

11/06/18

Scale: 1 square = _____

11/07/18 LC34 112G08069

Personnel : Chuck Sorden (CS) Geologist TT
Jeff Zeigler (JZ) Driller GPI
Gama Rivera (GR) Tech GPI

weather : 70°F ; Fog/partly Cloudy ; very humid

PPE : Level D

Health & Safety (HAS) : Topics — Hydration ; PPE ; Breathing Zone Readings

objective : Continue DPT GW Investigation

0640 CS on site ; Calibrating/Setup

0710 GPI on site ; HAS meeting ; Placing PDBs

0712 - Blank/7750

0713 - JZ/~~7774~~ 7977 2998

0714 - GR/8532

0715 - CS/6644

Temp: 70°F Barometer: 30.04 ; Daily Background reading : 0.0 ppm

0725 Drilling resumed ; pulling rods to decon screens

0805 Screens Decon'd ; PID verified ; Several screens took multiple attempts

0815 Drilling resumed

PS1 = Inside Drill Pipe ; PS2 = 1" Above rods ; PS3 = Bucket

0835 Sample Collected LC34-DPT0594-068.0-20181107 (02) Gray ; No odor

PS1 = 25.8 PS2 = 0.0 PS3 = 61.5 BZs = 0.0

0900 Sample Collected LC34-DPT0594-073.0-20181107 (02) Gray ; No odor

PS1 = 7.1 PS2 = 0.0 PS3 = 38.3 BZ = 0.0

0925 Sample Collected LC34-DPT0594-078.0-20181107 (02) Gray ; No odor

PS1 = 26.1 PS2 = 0.0 PS3 = 74.5 BZ = 0.0

0955 ~~0930~~ Sample collected LC34-DPT0594-083.0-20181107 (02) Gray ; No odor

PS1 = 3.1 PS2 = 0.0 PS3 = 70.1 BZ = 0.0

1025 DPT0594 pressure Greater 85' to surface tight rods

1105 Rig, rods & tooling decon'd w/ steam ; one screen still Hot

- GPI offsite for lunch

1145 ~~1135~~ GPI on site ; resuming decon

1205 Screen Decon'd ; Using a different PID (SN: 592-913718)

1215 Setup on DPT0595 (03) ; had clean 5'

1225 Drilling commenced

1235 Sample Collected LC34-DPT0595-008.0-20181107 (03) Clear Gray ; No odor

PS1 = 0 PS2 = 0 PS3 = 1.6 BZ = 0.0

1245 Sample collected LC34-DPT0595-013.0-20181107 (03) Clear gray ; No odor

PS1 = 0.0 PS2 = 0.0 PS3 = 4.4 BZ = 0.0

1255 Sample Collected LC34-DPT0595-018.0-20181107 (03) gray ; No odor

PS1 = 0.0 PS2 = 0.0 PS3 = 0.4 BZ = 0.0

1305 Sample Collected LC34-DPT0595-023.0-20181107 (03)

11/07/18

Rite in the Rain.

Scale: 1 square =

11/07/18 LC34 112G08069

1305 PS1=0.0 PS2=0.0 PS3=0.8 BZ=0.0

1320 Sample collected LC34-DPT0595-028.0-20181107 (03) Gray ; No odor
PS1=0.2 PS2=0.0 PS3=0.8 BZs=0.0

1345 Sample collected LC34-DPT0595-033.0-20181107 (03) Gray ; No odor
PS1=0 PS2=0 PS3=0 BZs=0

1405 Sample collected LC34-DPT0595-038.0-20181107 (03) Gray ; No odor
PS1=0.7 PS2=0.0 PS3=3.8 BZs=0.0

1425 Sample collected LC34-DPT0595-043.0-20181107 (03) Gray ; No odor
PS1=0.0 PS2=0.0 PS3=14.7 BZs=0.0

1440 Sample collected LC34-DPT0595-048.0-20181107 (03) Gray ; No odor
PS1=0.0 PS2=0.0 PS3=1.4 BZ=0.0

1500 Sample collected LC34-DPT0595-053.0-20181107 (03) Gray ; No odor
PS1=0.7 PS2=0.0 PS3=0.4 BZ=0.0

1520 Sample collected LC34-DPT0595-058.0-20181107 (03) Gray ; No odor
PS1=0.0 PS2=0.0 PS3=1.7 BZ=0.0

1513-1515 Badges pulled

1545 Sample collected LC34-DPT0595-063.0-20181107 (03) Gray ; No odor
PS1=0.0 PS2=0.0 PS3=0.7 BZ=0.0
- Decoring Screens

1600 Screens Decon'd; PID verified; Drilling resumed

1630 Sample collected LC34-DPT0595-068.0-20181107 (03) Gray ; No odor
PS1=0.7 PS2=0.0 PS3=0.2 BZ=0.0

1655 Sample collected LC34-DPT0595-073.0-20181107 (03) Gray ; No odor
PS1=0.8 PS2=0.0 PS3=10.3 BZ=0.0

1720 Sample collected LC34-DPT0595-078.0-20181107 (03) Gray ; ~~No odor~~ TCE ~~DOC~~ DOR
PS1=71.8 PS2=0.2 PS3=~~382.7~~ 394.7 BZ=~~0.0~~ ~~0.6~~ 9.6 Sampler
Possible DNAPL; PID on Driller Table; Sample to heavy to collect
tyger; Backflowed PID on Table ~ 9-11 ppm for ~30 sec while
collecting Sample

1730 offsite

CS.

Scale: 1 square = _____

11/07/18

11/08/18 LC34 112C-080C9

Personnel : Chuck Sorden (CS) Geologist T+
Jeff Taylor (JT) Driller GPS
Gama Rivera (GR) Tech GPS
weather : Sunny
PPE : Level D
Health & Safety (HAS) : Topics — PPE; BZ readings IDW
observers : Common DPT Investigation

0640 CS onsite; Calibrating / Daily prep
0715 GPS onsite; HAS Meeting
0730 Approaching rig set up wrapping reads; 3593 ppm Cancel out of reads; BZ ~2.0 allowing to burn before pulling
0723-0725 Deployed Badges
0722 0722 - BLANK - 7487
0723 - JT - 8161
0724 - GR - 8194
0725 - CS - 8134
Initial Temp: 70 Initial Barometer: 30.02
0735 BZ clear; pulling rods
0750 Rods pulled; BZ remained 0.0 during operation
0815 Sample Collected LC34-DPT0595-063.0-20181108 (03) Grey; NO odor
PS1=248 PS2=1.2 PS3=0.7 BZs=0.0
Pulling rods to pressure Gear
0850 DPT0595 Pressure Gear 85' to surface trip rods
0940 Rig rods & tooling decon'd w/ steam; PID Verified
0945 Set up on DPT0596 (04); Cap Concrete / Let dry 5'
1000 Drilling Commenced
1010 Sample Collected LC34-DPT0596-008.0-20181108 (04) Clear Grey; NO odor
PS1=4.4 PS2=0.0 PS3=0.3 BZs=0.0
1020 Sample Collected LC34-DPT0596-013.0-20181108 (04) Clear Grey; No odor
PS1=0.0 PS2=0.0 PS3=0.0 BZs=0.0
1030 Sample Collected LC34-DPT0596-018.0-20181108 (04) Clear Grey; NO odor
PS1=2.0 PS2=0.0 PS3=0.0 BZs=0.0
1040 Sample Collected LC34-DPT0596-023.0-20181108 (04) Grey; NO odor
PS1=0.0 PS2=0.0 PS3=0.0 BZs=0.0
1050 Sample Collected LC34-DPT0596-028.0-20181108 (04) Grey; No odor
PS1=0 PS2=0 PS3=0 BZs=0
1105 Sample Collected LC34-DPT0596-033.0-20181108 (04) Grey / NO odor
PS1=0.0 PS2=0.0 PS3=0.0 BZs=0.0
1120 Sample collected LC34-DPT0596-038.0-20181108 (04) Grey; NO odor
PS1=0 PS2=0 PS3=0200.5 BZs=1.2 Sample Duplicate / 0.0

Rite in the Rain

11/08/18

11/08/18 LC34 112G08069

1140 Sample Collected LC34-DPT0596-043.0-20181108 (04) Gy ; No odor
1135 PS1 = 0.2 · PS2 = 0.0 · PS3 = 165.8 · BZs - 0.0
-GPI offsite for lunch
1205 GPI on site; Drilling resumed
1230 Sample Collected LC34-DPT0596-048.0-20181108 (04) Gry ; No odor
PS1 = 0.2 PS2 = 0.0 · PS3 = 246.2 · BZs = 0.0
1250 Sample Collected LC34-DPT0596-053.0-20181108 (04) Gy ; No odor
PS1 = 146.3 PS2 = 0.0 PS3 = 104.4 BZs 0.0
-Pulled Drager on Purge Bucket - VC = 15.2 ppm in Purge Bucket
1310 Sample Collected LC34-DPT0596-058.0-20181108 (04) Gry ; No odor
PS1 = 2440 PS = 8.8 PS3 = 189 BZs = 0.0
1335 Sample Collected LC34-DPT0596-063.0-20181108 (04) Gry ; No odor
PS1 = 3.2 PS2 = 0.0 PS3 = 2.1 BZs = 0.0
Becoming Sweens
1410 Sweens Decoupled; PID Verified; Drilling resumed
1435 Sample Collected LC34-DPT0596-068.0-20181108 (04) Gy ; No odor
1435 PS1 = 0.2 PS2 = 0 PS3 = 7.7 BZs 0.0
1500 Sample Collected LC34-DPT0596-073.0-20181108 (04) Gry ; No odor
PS1 = 1.8 PS2 = 0 PS3 = 1.0 BZs = 0
1525 Sample Collected LC34-DPT0596-078.0-20181108 (04) Gry ; No odor
PS1 = 42.1 PS2 = 0.1 PS3 = 2.0 BZs = 0.0
1550 Sample Collected LC34-DPT0596-083.0-20181108 (04) Gy ; No odor
PS1 = 359.1 PS2 = 0.3 PS3 = 1.0 BZs = 0
1625 DPT0596 pressure Grouted 85' to surface through rods
1655 Rig rods & today Decon'd w/ Steam; PID Verified
Bag
Remove Bagges
8161 - 1656 END
8194 - 1657 END
8134 - 1658 END
BLANK = 1700
1700 GPI offsite
1715 CS offsite to Drop off Samples @ Lab / FedEx

CS

11/08/18

Scale: 1 square = _____

11/09/18 LC34 112G 08069

Personnel : Chuck Sayde (CS) Geologist Tt
Jeff Ziegler (JZ) Driller GPI
Gamma Rivera (GR) Tech GPI

Weather : Sunny Temp: 69° Baro: 30.02

PPE : Level P

Health & Safety (HAS) : Topics - Demob; PPE; IDW

Objective : Continue DPT GW Investigation

0615 CS picking up Drillers @ Hotel

0700 CS/GPI on 5th; HAS meeting / Daily prep

0720 - 0723 Deploying Badges
0720 - Blank: 8629
0721 - JZ: 8028
0722 - GR: 6617
0723 - CS: 7969

0725 Setup on DPT0597 (OS); hand clean 5'

0745 Drilling Commenced

0755 Sample Collected LC34-DPT0597-008.0-20181109 (OS) Clear Gray ; No odor
PS1 = 0.0 · PS2 = 0.0 · PS3 = 0.0 · BZs = 0.0

0805 Sample Collected LC34-DPT0597-013.0-20181109 (OS) Gray ; No odor
PS1 = 0.0 PS2 = 0.0 PS3 = 0.0 BZs = 0.0

0815 Sample Collected LC34-DPT0597-018.0-20181109 (OS) Gray ; No odor
PS1 = 0.0 PS2 = 0.0 PS3 = 0.0 BZs = 0.0

0825 Sample Collected LC34-DPT0597-023.0-20181109 (OS) Gray ; No odor
PS1 = 0.0 PS2 = 0.0 PS3 = 0.0 BZs = 0.0

0835 Sample Collected LC34-DPT0597-028.0-20181109 (OS) Gray ; No odor
PS1 = 0.0 PS2 = 0.0 PS3 = 0.0 BZs = 0.0

0850 Sample Collected LC34-DPT0597-033.0-20181109 (OS) Gray ; No odor
PS1 = 0.0 PS2 = 0.0 PS3 = 0.0 BZs = 0.0

0905 Sample collected LC34-DPT0597-038.0-20181109 (OS) Gray ; No odor
PS1 = 0.0 PS2 = 0.0 PS3 = 26.1 BZs = 0.0 Gray ; No odor

0920 Sample collected LC34-DPT0597-043.0-20181109 (OS)
PS1 = 7.4 PS2 = 0.0 PS3 = 71.9 BZs = 0.0 Gray ; No odor

0940 Sample Collected LC34-DPT0597-048.0-20181109 (OS) Gray ; No odor
PS1 = 7.1 PS2 = 0.0 PS3 = 234.3 BZs = 0.0 3.4 Sample DW
Using Fans to keep air moving inside Fence

1000 Sample Collected LC34-DPT0597-053.0-20181109 (OS) Gray ; No odor
PS1 = 35.4 PS2 = 0.1 PS3 = 171.7 BZs = 0.0 2.4 BZ DW

1020 Sample Collected LC34-DPT0597-058.0-20181109 (OS)
PS1 = 148 PS2 = 2.1 PS3 = 111.1 BZs = 0.0

[signature] 11/09/18

Rite in the Rain.

Scale: 1 square =

11/09/18 LC34 112G08069

1045 Sample Collected LC34-DPT0597-063.0-20181109 (OS) Guy ; ~~No~~ +CE oon
PS1=509.1 PS2=0.0 PS3=47.8 BZs=0.0
-CS/JZ offsite so he can pick up BCX Truck

1210 JZ on site; GPI offsite for lunch

1250 GPI on site; Decomp Screens

1310 Screens Decon'd; PSD Ver. find; Drilling resumed

1335 Sample collected LC34-DPT0597-068.0-20181109 (OS) Guy ; No oon
PS1=173.8 PS2=0.1 PS3=87.3 BZs=0.0

1400 Sample Collected LC34-DPT0597-073.0-20181109 (OS) Guy ; No oon
PS1=77.1 PS2=0.0 PS3=12.7 BZs=0.0

1425 Sample collected LC34-DPT0597-078.0-20181109 (OS) Guy ; No oon
PS1=13.7 PS2=0.0 PS3=103.5 BZs=0.0

1445 Sample collected LC34-DPT0597-083.0-20181109 (OS) Guy ; No oon
PS1=15000! PS2=0.2 PS3=11.6 BZs=0.0
↓
Prior topography after 1552

1505 DPT0597 pressure Grouted 85' to surface auger rods

1530 Rig, rods & tools decon'd w/ Steam; Demed
Badges removed 1529-8028
1530 6617
1531 7569
End Temp: 83°F Barometer; 29.95

1545 GPI offsite

1600 CS offsite

CS

11/12/18 LC34 112G08069

Personnel : Chuck Sorden (CS) Geologist TT
Mickey Ritter (MR) Driller GPI
Gama Rivera (GR) Tech GPI

weather : Cloudy w/ rain 80°F

PPE : Level D

Health & Safety (HAS) : Topics - PPE; SSHASP; BZ readings

Objectives : Continue DPT GW Investigation

0800 CS @ Badger
0820 GPS @ Badger Depart for CCAFS @ 0830
0915 On site; HAS meeting; unloading; CS Calibrating; DBR = 0.0
1010 Setup on DPT0598 (OC); Land clear 5'
1020 Drilling Commenced
1030 Sample collected LC34-DPT0598-008.0-20181112 (OC) Clear ; No odor
1040 Sample collected LC34-DPT0598-013.0-20181112 (OC) Cloudy ; No odor
1050 Sample collected LC34-DPT0598-018.0-20181112 (OC) Cloudy ; No odor
1105 Sample collected LC34-DPT0598-023.0-20181112 (OC) Cloudy ; No odor
- Heavy rain
1120 Sample collected LC34-DPT0598-028.0-20181112 (OC) Cloudy ; No odor
- GPI taking lunch until Heavy rain passes
1150 GPI onsite; Drilling resumed
1210 Sample collected LC34-DPT0598-033.0-20181112 (OC) Cloudy ; No odor
1225 Sample collected LC34-DPT0598-038.0-20181112 (OC) Cloudy ; No odor
1245 Sample collected LC34-DPT0598-043.0-20181112 (OC) Cloudy ; No odor
1305 Sample collected LC34-DPT0598-048.0-20181112 (OC) Cloudy ; No odor
PS1 = 3.1 PS2 = 0.0 PS3 = 13.1 BZs = 0.0
1325 Sample collected LC34-DPT0598-053.0-20181112 (OC) Cloudy ; No odor
- Heavy rain; Drilling paused
1350 ~~1345~~ Drilling resumed
1415 Sample collected LC34-DPT0598-058.0-20181112 (OC) Cloudy ; No odor
1440 Sample collected LC34-DPT0598-063.0-20181112 (OC) Cloudy ; No odor
All BZ readings 0.0
1510 Sample collected LC34-DPT0598-068.0-20181112 (OC) Cloudy ; No odor
1540 Sample collected LC34-DPT0598-073.0-20181112 (OC) Cloudy ; No odor
BZ = 0.0
1620 Sample collected LC34-DPT0598-078.0-20181112 (OC) Cloudy ; No odor
1650 Sample collected LC34-DPT0598-083.0-20181112 (OC) Cloudy ; No odor
1710

Rite in the Rain

Scale: 1 square =

11/13/18 LC34 112G08069

Personnel : Chuck Sorden (CS) Geologist T+
Micky Rittiner (MR) Driller GPI
Gamma Rivera (GR) Tech GPI

Weather : Cloudy 74°F

PPE : Level D

Health & Safety (HAS) : Topics - PPE; weather; BZs

Objective : Continue DPT GW Investigation

0645 CS on site; Calibrating PID; DBR = 0.0
0700 GPI on site; HAS meeting; Daily prep; Grouting DPT0598
0735 DPT0598 pressure Grouted 85' to surface tgh rods
0835 Rig, rods, & tooling decon'd w/ steam; PID verified
0850 Set up on DPT0599 (07); had clean 5'
0900 Drilling Commenced
0910 Sample Collected LC34-DPT0599-008.0-20181113 (07) clear gray ; No odor
0920 Sample Collected LC34-DPT0599-013.0-20181113 (07) Gray ; No odor
0930 Sample Collected LC34-DPT0599-018.0-20181113 (07) Gray ; No odor
0940 Sample collected LC34-DPT0599-023.0-20181113 (07) Gray ; No odor
0950 Sample collected LC34-DPT0599-028.0-20181113 (07) Gray ; No odor
1005 Sample Collected LC34-DPT0599-033.0-20181113 (07) Gray ; No odor
PS1 = 1.1 · PS2 = 0.0 · PS3 = 28.1 · BZs = 0.0
1020 Sample Collected LC34-DPT0599-038.0-20181113 (07) Gray ; No odor
PS1 = 11.7 PS2 = 0.0 PS3 = 65.6 BZs = 0
1035 Sample collected LC34-DPT0599-043.0-20181113 (07) Gray ; No odor
1055 Sample Collected LC34-DPT0599-048.0-20181113 (07) Gray ; TCE odor
PS1 = 481 PS2 = 0.8 PS3 = 7598 BZs = 0.0 DWS BZ = 4.3
DNAPL in Sample observed
1120 Sample Collected LC34-DPT0599-053.0-20181113 (07) Gray ; No odor
All PS readings < 5ppm
1140 Sample collected LC34-DPT0599-058.0-20181113 (07) Gray ; No odor PSS = <5
1205 Sample Collected LC34-DPT0599-063.0-20181113 (07) Gray ; No odor PSS = <5
- GPI taking level
1235 Drilling resumed
1300 Sample Collected LC34-DPT0599-068.0-20181113 (07) Gray ; No odor PSS < 5
1335 Sample Collected LC34-DPT0599-073.0-20181113 (07) Gray ; No odor
1405 Sample Collected LC34-DPT0599-078.0-20181113 (07) Gray ; No odor 1218 outer pipe; BZ odor
1440 Sample collected LC34-DPT0599-083.0-20181113 (07) Gray ; No odor
1500 Decoring Screens
1515 Screens Decon'd; PID verified; Drilling resumed
1540 Sample collected LC34-DPT0599-088.0-20181113 (07) Gray ; No odor
1610 Sample Collected LC34-DPT0599-093.0-20181113 (07) Gray ; No odor BZs Clear

11/13/18

Scale: 1 square = _____

11/13/18 LC34 112G08069

1640 Sample Collected LC34-DPT0599-0980-20181113 (07) Cy ; no com

1655 DPT0599 Pressure Grouted 100' to surface tyr reds

1700 Offsite

LS.

11/13/18

Rite in the Rain.

Scale: 1 square =

11/14/18 LC34 1126080629

Personnel : Chuck Sardo (CS) Geologist T+
Mickey Rutter (MR) Driller GPI
Gama Rivera (GR) Tech GPI

Weather :

PPE : Level D

Health & Safety (HAS) : Topics - PPE; Incident review; IDW

objective : Continue OPT GW investigation

0640 CS onsite; calibrate PID/Rmp
0710 GPI on site; HAS meeting; Decon
0750 Hang issues tarp sheet Safety speech
0830 Rig reads & tools decon'd w/ steam; PID Verified; set
0840 Setup on OPT0600 (08); hose check
0900 Drilly Commence
0910 Sample Collected LC34-OPT0600-008.0-20181114 (08) Brn/Gry; no odor
0920 Sample Collected LC34-OPT0600-013.0-20181114 (08) Gry; no odor
0930 Sample Collected LC34-OPT0600-018.0-20181114 (08) Gry; no odor
0940 Sample Collected LC34-OPT0600-023.0-20181114 (08) Gry; no odor
0950 Sample Collected LC34-OPT0600-028.0-20181114 (08) Gry; no odor
1005 Sample Collected LC34-OPT0600-033.0-20181114 (08) Gry; no odor
1020 Sample Collected LC34-OPT0600-038.0-20181114 (08) Gry; no odor
1035 Sample Collected LC34-OPT0600-043.0-20181114 (08) Gry; no odor
All PS readings 0.0 thru Far
1100 Sample Collected LC34-OPT0600-048.0-20181114 (08) Gry; no odor
1120 Sample Collected LC34-OPT0600-053.0-20181114 (08) Gry; no odor
1140 Sample Collected LC34-OPT0600-058.0-20181114 (08) Gry; no odor
1205 Sample Collected LC34-OPT0600-063.0-20181114 (08) Gry; no odor
-GPI Taylor All PS readings < 5 ppm
1235 Drilly resumed
1305 Sample Collected LC34-OPT0600-068.0-20181114 (08) Gry; no odor
1335 Sample Collected LC34-OPT0600-073.0-20181114 (08) Gry; no odor
All PS readings < 5 ppm
1400 Sample Collected LC34-OPT0600-078.0-20181114 (08) Gry; no odor PSI=15.3
1430 Sample Collected LC34-OPT0600-083.0-20181114 (08) Gry; no odor PSI=4.6
-GR Decon; PID Verified;
1505 Sample Collected LC34-OPT0600-088.0-20181114 (08) Gry; NO odor PSI=11.4
1535 Sample Collected LC34-OPT0600-093.0-20181114 (08) Gry; no odor
1605 Sample Collected LC34-OPT0600-098.0-20181114 (08) Grey; No odor
1625 OPT0600 pressure Greater 100' to surface taper reads
1655 Rig reads & tools decon'd w/ steam; PID Verified
1710 off Site

Scale: 1 square = _____

11/15/18 LL34 112G08069

Personnel : Chuck Sorden (CS) Geologist TT

Weather : Cloudy 70°F

PPE : Lvl D

Objective : ~~Cont~~ Sample Small sed collect 10 Dioxin Samples

0900 CS onsite; Calibrating / setting up

110 Purgy IW0122

125 Purgy Complete

130 Sample Collected LL34-IW0122-008.8-20181115 PCBs, TRPH, VOCs, Dioxins

150 Purgy LL34-IW0123

1205 Purgy Complete

1210 Sample Collected LL34-IW0123-008.8-20181115 PCBs TRPH VOCs Dioxins

230 Purgy LL34-IW0124

245 Purgy Complete

1250 Sample Collected LL34-IW0124-025.0-20181115 PCBs, TRPH, VOCs, Dioxins

320 Purgy LL34-IW0125

335 Purgy Complete

1340 Sample Collected LL34-IW0125-016.7-20181115 PCBs, VOCs

400 Purgy LL34-IW0126

415 Purgy Complete

1420 Sample Collected LL34-IW0126-008.4-20181115 PCBs, VOCs

435 Sample Collected LL34-SB0471-000.5-20181115 (28) ~~Dioxins~~ Dioxins

440 Sample Collected LL34-SB0485-000.5-20181115 (27) Dioxins

445 Sample Collected LL34-SB0507-000.5-20181115 (26) Dioxins

450 Sample Collected LL34-SB0524-000.5-20181115 (25) Dioxins

500 Sample Collected LL34-SB0578-000.5-20181115 (24) Dioxins

505 Sample Collected LL34-SB0579-000.5-20181115 (23) Dioxins

510 Sample Collected LL34-SB0580-000.5-20181115 (22) Dioxins

515 Sample Collected LL34-SB0581-000.5-20181115 (21) Dioxins

525 Sample Collected LL34-SB0582-000.5-20181115 (20) Dioxins

1530 Sample Collected LL34-SB0583-000.5-20181115 (19) Dioxins

615 CS offsite

CS

11/15/18

Scale: 1 square =

11/16/18 LC34 112G08069

Personnel : Chuck Sorden (CS) Geologist TT
Mickey Ritter (MR) Driller GPI
Gama Rivera (GR) Tech GPI

Weather : clear 49°F

PPE : Level D

Health & Safety (HAS) : Topics - PPE; hydration; IDW

Objective : Continue DPT GW Investigation

0640 CS on site; Calibrating PID / Setup
0700 GPI on site; HAS meeting / Daily prep
0735 Setup on DPT0601 (09); had clear 5'
0750 Drilling Commenced
0800 Sample Collected LC34-DPT0601-008.0-20181116 (09) clear Gy ; No con
0810 Sample Collected LC34-DPT0601-013.0-20181116 (09) Gy ; No con
0820 Sample collected LC34-DPT0601-018.0-20181116 (09) clear gy ; No con
0830 Sample Collected LC34-DPT0601-023.0-20181116 (09) gy ; No con
0840 Sample collected LC34-DPT0601-028.0-20181116 (09) Gy ; No con
0855 Sample collected LC34-DPT0601-033.0-20181116 (09) Gy ; No con
0910 Sample collected LC34-DPT0601-038.0-20181116 (09) Gy ; No con
PS1 = 14.7 PS2 = 0.1 PS3 = 3.9 BZ = 0.0
0925 Sample Collected LC34-DPT0601-043.0-20181116 (09) Gy ; No con
PS1 = 0.0 PS2 = 0.0 PS3 = 15.1 BZs = 0.0
0940 Sample collected LC34-DPT0601-048.0-20181116 (09) Gy ; No con
0955 Sample Collected LC34-DPT0601-053.0-20181116 (09) Gy ; No con PS=0.0
1020 Sample Collected LC34-DPT0601-058.0-20181116 (09) Gy ; No con PS=0.0
1045 Sample collected LC34-DPT0601-063.0-20181116 (09) Gy ; No con
1110 Sample Collected LC34-DPT0601-068.0-20181116 (09) Gy ; No con
1140 Sample collected LC34-DPT0601-073.0-20181116 (09) Gy ; No con
1210 Sample Collected LC34-DPT0601-078.0-20181116 (09) Gy ; No con
1235 Sample Collected LC34-DPT0601-083.0-20181116 (09) Gy ; No con
1315 Sample Collected LC34-DPT0601-088.0-20181116 (09) Gy ; No con
-GR Decoming; PID Verified
1345 Sample collected LC34-DPT0601-093.0-20181116 (09) Gy ; No con
1415 Sample collected LC34-DPT0601-098.0-20181116 (09) Gy ; No con
1430 DPT0601 Pressure Greater 100' to surface tight rods
1500 Rig rods & tooling Decon'd w/ steam PID verified; GPI offsite
1515 CS offsite

1 square =

11/14/18 LL34 112G08065

Personnel : Chuck Sorden (CS) Geologist Tr
Micky Ritter (MR) Driller GPI
Gama Rivera (GR) Tech GPI
weather : Cloudy 72°F
PPE : Level D
Health & Safety (HAS) : Topics - PPE ; hydration ; BZ monitoring
objective : Continue DPT GW Investigation

0830 CS on site w/ GPI ; HAS meeting ; Daily prep
0905 Setup on DPT0670 (21) ; had clean 5'
0915 Drilling Commenced
0925 Sample Collected LL34-DPT0670-008.0-20181119 (21) clean brown ; No odor
0935 Sample collected LL34-DPT0670-013.0-20181119 (21) clean gray ; No odor
0945 Sample Collected LL34-DPT0670-018.0-20181119 (21) Gray ; No odor
0955 Sample Collected LL34-DPT0670-023.0-20181119 (21) Gray ; No odor
1005 Sample Collected LL34-DPT0670-028.0-20181119 (21) Gray ; No odor
1020 Sample Collected LL34-DPT0670-033.0-20181119 (21) Gray ; No odor
1035 Sample collected LL34-DPT0670-038.0-20181119 (21) Gray ; No odor
1050 Sample Collected LL34-DPT0670-043.0-20181119 (21) clean gray ; No odor
All PS readings less than 5ppm thus far
1110 Sample Collected LL34-DPT0670-048.0-20181119 (21) Gray ; No odor
1130 Sample Collected LL34-DPT0670-053.0-20181119 (21) Gray ; No odor
1150 Sample Collected LL34-DPT0670-058.0-20181119 (21) Gray ; No odor
-GPI offsite for lunch
1220 GPI onsite
1255 Sample Collected LL34-DPT0670-063.0-20181119 (21) Gray ; No odor
1320 Sample Collected LL34-DPT0670-068.0-20181119 (21) Gray ; No odor
-All PS <5ppm
1345 Sample collected LL34-DPT0670-073.0-20181119 (21) Gray ; No odor
1410 Sample Collected LL34-DPT0670-078.0-20181119 (21) Gray ; No odor
1435 Sample Collected LL34-DPT0670-083.0-20181119 (21) Gray ; No odor
1505 Sample Collected LL34-DPT0670-088.0-20181119 (21) Gray ; No odor
All PS readings <5ppm ; GR Decreasing
1535 Sample Collected LL34-DPT0670-093.0-20181119 (21) Gray ; No odor
1610 Sample Collected LL34-DPT0670-098.0-20181119 (21) Gray ; No odor
1630 DPT0670 Pressure Grouted 100' to surface through rods
1635 Box truck went start ; Trouble shooting
1650 Dead Bat ; Jumped
1710 Rig rods & tools decon'd w/ steam PID verified
1715 Offsite

11/14/18

Rite in the Rain

11/20/18 LL34 112GWOCs

Personnel : Chuck Scrdw (CS) Geologist JF
Michael Rivera (MR) Driller GPI
Gavin Rivera (GR) Tech GPI

Weather : Sunny 69°F

PPE : Level D

Health & Safety (H&S) : Topics discussion; Weather; PPE

Objective : Continue DPT GW Investigation

0645 CS on site; calibrating

0715 GPI on site; H&S meeting; Pair prep

0740 Set up on DPTOG71; Hard clay 3' (Lucas 43)

0750 Drilling Commenced

0800 Sample Collected LL34-DPTOG71-008.0-20181120 (43) Gry ; No odor

0810 Sample Collected LL34-DPTOG71-013.0-20181120 (43) Gry ; No odor

0820 Sample Collected LL34-DPTOG71-018.0-20181120 (43) Gry ; No odor

0830 Sample Collected LL34-DPTOG71-023.0-20181120 (43) Gry ; No odor

0845 Sample Collected LL34-DPTOG71-028.0-20181120 (43) Gry ; No odor

0900 Sample Collected LL34-DPTOG71-033.0-20181120 (43) Gry ; No odor

PS1=0.6 PS2=0.0 PS3=77.4 BZ=0.0

0915 Sample Collected LL34-DPTOG71-038.0-20181120 (43) Gry ; No odor

0930 Sample Collected LL34-DPTOG71-043.0-20181120 (43) Gry ; No odor

0950 Sample Collected LL34-DPTOG71-048.0-20181120 (43) Gry ; No odor

1015 Sample Collected LL34-DPTOG71-053.0-20181120 (43) Gry ; No odor

1040 Sample Collected LL34-DPTOG71-058.0-20181120 (43) Gry ; No odor

1105 Sample Collected LL34-DPTOG71-063.0-20181120 (43) Gry ; No odor

1135 Sample Collected LL34-DPTOG71-068.0-20181120 (43) Gry ; No odor

PS1=0 PS2=0 PS3=0 BZ=0

-GPI offsite for lunch

1205 GPI on site; Heavy rain

1300 Sample Collected LL34-DPTOG71-073.0-20181120 (43) Gry ; No odor

-Phase II

1340 Phase II terminated; Drilling resumed BZ=0 PS1=1500 PS3=744

1405 Sample Collected LL34-DPTOG71-078.0-20181120 (43) Gry ; TCE No odor

1440 Sample Collected LL34-DPTOG71-083.0-20181120 (43) Gry ; TCE No odor

1515 Sample Collected LL34-DPTOG71-088.0-20181120 (43) Gry ; No odor

1550 Sample Collected LL34-DPTOG71-093.0-20181120 (43) Gry ; No odor

1620 Sample Collected LL34-DPTOG71-098.0-20181120 (43) Gry ; No odor

1635 DPTOG71 Passive Grouted 100' to surface then cuts

1655 Decon

1715 Offsite

11/21/18 LC34 112G08069

Personnel : Chuck Sorden (CS) Geologist T+
Micky Ritter (MR) Driller GPI
Gama Rivera (GR) Tech GPI

Weather : Sunny 62°F

PPE : Level D

Health & Safety (HAS) : Topics - Demob; PPE; IDW

Objective : Continue DPT GW Investigation

0640 CS on Base; Calibrating / Setting up
0700 GPI on site; HAS meeting; Setting up
0730 Set-up on DPT0650 (26) stopped of 2' North; hand clear 5'
0740 Drilling Commenced; per PM, working Backwards from 98' to 58'
0800 Sample Collected LC34-DPT0650-098.0-20181121 (26) Gray ; No odor
0820 Sample Collected LC34-DPT0650-093.0-20181121 (26) Gray ; TCE odor
0840 Sample Collected LC34-DPT0650-~~098~~ 88.0-20181121 (26) Gray ; No odor
0900 Sample Collected LC34-DPT0650-083.0-20181121 (26) Gray ; No odor
0920 Sample collected LC34-DPT0650-~~088~~ 078.0-20181121 (26) Gray ; No odor
0940 Sample Collected LC34-DPT0650-073.0-20181121 (26) Gray ; No odor
1000 Sample Collected LC34-DPT0650-068.0-20181121 (26) Gray ; No odor
1020 Sample Collected LC34-DPT0650-063.0-20181121 (26) Gray ; No odor
1040 Sample collected LC34-DPT0650-058.0-20181121 (26) Gray ; No odor
-Sampling Complete; Gravity, Decon, Tech de-mob
1300 Off site



Rite in the Rain.

Scale: 1 square =

12/10/18 LC34 112608069

Personnel : Chuck Sorden (CS) Geologist TT
Mickey Ritter (MR) Driller GPI
Gama Rivera (GR) Team GPI

weather : Cloudy, windy 54°F

PPE : Level D

Health & Safety (HAS) : Topics - Mob/Demob; PPE; IDW

objective : Resume DPT Sampling @ LC34

0730 CS receives call from MR; Batteries Dead on box truck and want take a Jump; replacing batteries

0800 CS on site; Calibrating PID

0920 MR/GR @ KSC Badge; Getting Badge for MR then departing for inspection @ CCAFS

1045 GPI on site; unloading / HAS meeting

1115 Setup on DPT0672(J); had clear 5'

1125 Drilling Commenced

1135 Sample Collected LC34-DPT0672-008.0-20181210 (J) Gray ; No odor

1145 Sample collected LC34-DPT0672-013.0-20181210 (J) Gray ; No odor

1155 Sample Collected LC34-DPT0672-018.0-20181210 (J) Gray ; No odor

1210 Sample Collected LC34-DPT0672-023.0-20181210 (J) Gray ; No odor
-GPI offsite

1245 GPI on site

1300 Sample collected LC34-DPT0672-028.0-20181210 (J) Gray ; No odor

1315 Sample Collected LC34-DPT0672-033.0-20181210 (J) Gray ; No odor

1330 Sample collected LC34-DPT0672-038.0-20181210 J Gray ; No odor

1400 Sample collected LC34-DPT0672-043.0-20181210 (J) Gray ; —

1420 Sample collected LC34-DPT0672-048.0-20181210 (J) Gray ; No odor

1435 Sample collected LC34-DPT0672-053.0-20181210 (J) Gray ; No odor

1505 Sample collected LC34-DPT0672-058.0-20181210 (J) Gray ; No odor

1530 Sample Collected LC34-DPT0672-063.0-20181210 (J) Gray ; No odor

1555 Sample collected LC34-DPT0672-068.0-20181210 (J) Gray ; No odor

1615 Sample collected LC34-DPT0672-073.0-20181210 (J) Gray ; No odor

1640 Sample Collected LC34-DPT0672-078.0-20181210 (J) Gray ; No odor

1710 Sample Collected LC34-DPT0672-083.0-20181210 (J) Gray ; No odor
-Running out of Daylight

1720 Offsite

e: 1 square = _____

12/11/18 LC34 112G08069

Personnel : Chuck Sorden (CS) Geologist TT
Micky Ritter (MR) Driller GPI
Gama Rivera (GR) Tech GPI

Weather : Sunny 44°F

PPE : Level D

Health & Safety (HAS) : Topics Hierarchy; PPE

Objective : Continue DPT GW Investigation

0645 CS on site
0710 GPI on site; HAS meeting; warming up rig
0730 Drilling resumed
0800 Sample collected LC34-DPT0672-088.0-20181211 (J) Gray ; No odor
0840 Sample collected LC34-DPT0672-093.0-20181211 (J) Gray ; No odor
0925 Sample collected LC34-DPT0672-098.0-20181211 (J) Gray ; No odor
0950 DPT0672 pressure Grouted 100' to surface tagged rods
1050 Rig rods & tools decon'd w/ Steam
1105 Set up on DPT0673 (H); had clear 5'
1110 Drilling commenced
1120 Sample collected LC34-DPT0673-008.0-20181211 (H) Gray ; No odor
1130 Sample collected LC34-DPT0673-013.0-20181211 (H) Gray ; No odor
1140 Sample collected LC34-DPT0673-018.0-20181211 (H) Gray ; No odor
1155 Sample collected LC34-DPT0673-023.0-20181211 (H) Gray ; No odor
1235 GP=Offsite for lunch
1225 GPI on site; Drilling resumed
1245 Sample collected LC34-DPT0673-028.0-20181211 (H) Gray ; No odor
1300 Sample collected LC34-DPT0673-033.0-20181211 (H) Gray ; No odor
1315 Sample collected LC34-DPT0673-038.0-20181211 (H) Gray ; No odor
1330 Sample collected LC34-DPT0673-043.0-20181211 (H) Gray ; No odor
1350 Sample collected LC34-DPT0673-048.0-20181211 (H) Gray ; No odor
1410 Sample collected LC34-DPT0673-053.0-20181211 (H) Gray ; No odor
1435 Sample collected LC34-DPT0673-058.0-20181211 (H) Gray ; No odor
1500 Sample collected LC34-DPT0673-063.0-20181211 (H) Gray ; No odor
1525 Sample collected LC34-DPT0673-068.0-20181211 (H) Gray ; No odor
1550 Sample collected LC34-DPT0673-073.0-20181211 (H) Gray ; No odor
1615 Sample collected LC34-DPT0673-078.0-20181211 (H) Gray ; No odor
1645 Sample collected LC34-DPT0673-083.0-20181211 (H) Gray ; No odor
1720 ~~1715~~ Sample collected LC34-DPT0673-088.0-20181211 (H) Gray ; No odor
1730 Offsite

Rite in the Rain

12/12/18 LC34 112G080G9

Personnel : Chuck Sordan (CS) Geologist TF
Mickey Ritter (MR) Driller GPI
Gavin Rivera (GR) Tech GPI

Weather : Sunny 40°F
PPE : Level D
Health & Safety (H&S) : Topics - Hydration; PPE; BZ readings
Objective : Continue OPTOG74 GW Investigation

0645 CSandSTG
0700 CS Gets Tech from MR; inspection Level Log Log
0735 GPI onsite; H&S meeting; Drilling started
0820 Sample Collected LC34-OPTOG73-093.0-20181212 (H) Grey ; No odor
0850 Sample collected LC34-OPTOG73-098.0-20181212 (H) Grey ; No Odor
0910 OPTOG73 pressure Grouted 100' to surface Two rods
1020 Rig rods & tooling decon'd w/ steam
1030 Set up on OPTOG74 (P); hard down
1035 Drilling Commenced
1045 Sample Collected LC34-OPTOG74-008.0-20181212 (P) Grey ; No Odor
1055 Sample collected LC34-OPTOG74-013.0-20181212 (P) Grey ; No odor
1105 Sample collected LC34-OPTOG74-018.0-20181212 (P) Grey ; No odor
1115 Sample Collected LC34-OPTOG74-023.0-20181212 (P) Grey ; No odor
1130
1125 Sample Collected LC34-OPTOG74-028.0-20181212 (P) Grey ; No odor
1145 Sample Collected LC34-OPTOG74-033.0-20181212 (P) Grey ; No odor
1200 Sample Collected LC34-OPTOG74-038.0-20181212 (P) Grey ; No odor
-GPI taking Lunch; All BZ readings 0.0
1220 Drilling Resumed
1235/1240
1245 Sample Collected LC34-OPTOG74-043.0-20181212 (P) Grey ; No odor
1300 Sample Collected LC34-OPTOG74-048.0-20181212 (P) Grey ; No odor
1320 Sample Collected LC34-OPTOG74-053.0-20181212 (P) Grey ; No odor
1345 Sample collected LC34-OPTOG74-058.0-20181212 (P) Grey ; No odor
1410 Sample Collected LC34-OPTOG74-063.0-20181212 (P) Grey ; No odor
1440 Sample Collected LC34-OPTOG74-068.0-20181212 (P) Grey ; No odor
1505 Sample Collected LC34-OPTOG74-073.0-20181212 (P) Grey ; No odor
1530 Sample Collected LC34-OPTOG74-078.0-20181212 (P) Grey ; No odor
1600 Sample Collected LC34-OPTOG74-083.0-20181212 (P) Grey ; No odor
1625 Sample collected LC34-OPTOG74-088.0-20181212 (P) Grey ; No odor
1700 Sample Collected LC34-OPTOG74-093.0-20181212 (P) Grey ; No odor
1730 Sample Collected LC34-OPTOG74-098.0-20181212 (P) Grey ; No odor
1740 -Offsite

e: 1 square =

12/13/18 LC34 112G08069

Personnel : Chuck Sordu (CS) Geologist TH
Alicia Ritter (MR) Driller GPI
Gama Rivera (GR) Tech GPI

weather : Mostly cloudy 53°F

PPE : Level D

Health & safety (HAS) : Topics - PPE; IDW; Hydration

objective : Continue DPT GW Investigation

0650 CS onsite
0705 GPI on site; HAS meeting; Daily prep
0740 DPT0674 pressure Grouted 100' to surface temp rods
0845 Rig, rods, & tooling decon'd w/ steam; PSD verified
0900 Set up on DPT0675 (D); Lead crew 5'
0910 Drilling Commenced
0920 Sample Collected LC34-DPT0675-008.0-20181213 (D) Gray; No odor
0930 Sample collected LC34-DPT0675-013.0-20181213 (D) Gray; No odor
0940 Sample collected LC34-DPT0675-018.0-20181213 (D) Gray; No odor
0950 Sample Collected LC34-DPT0675-023.0-20181213 (D) Gray; No odor
1005 Sample Collected LC34-DPT0675-028.0-20181213 (D) Gray; No odor
1020 Sample Collected LC34-DPT0675-033.0-20181213 (D) Gray; No odor
1035 Sample Collected LC34-DPT0675-038.0-20181213 (D) Gray; No odor
1050 Sample Collected LC34-DPT0675-043.0-20181213 (D) Gray; No odor
1105 Sample Collected LC34-DPT0675-048.0-20181213 (D) Gray; No odor
1130 Sample Collected LC34-DPT0675-053.0-20181213 (D) Gray; No odor
-GPI Tang lunch
1200 Drilling resumed
1230 Sample Collected LC34-DPT0675-058.0-20181213 (D) Gray; No odor
1255 Sample collected LC34-DPT0675-063.0-20181213 (D) Gray; No odor
1330 Sample Collected LC34-DPT0675-068.0-20181213 (D) Gray; No odor
1355 Sample collected LC34-DPT0675-073.0-20181213 (D) Gray; No odor
1420 Sample collected LC34-DPT0675-078.0-20181213 (D) Gray; No odor
1450 Sample collected LC34-DPT0675-083.0-20181213 (D) Gray; No odor
1525 Sample collected LC34-DPT0675-088.0-20181213 (D) Gray; No odor
1600 Sample collected LC34-DPT0675-093.0-20181213 (D) Gray; No odor
1635 Sample Collected LC34-DPT0675-098.0-20181213 (D) Gray; No odor
1650 DPT0675 pressure Grouted 100' to surface temp rods
1710 Rig, rods & tooling decon'd,
1715 Offsite

Rite in the Rain.

Scale: 1 square =

12/14/18 LC34 112G08069

Personnel : Chuck Sorden (CS) Geologist Tr
Mickey Ritter (MR) Driller GPI
Gama Rivera (GR) Tem GPI

Weather : Partly Cloudy / Fog 65°F

PPE : Level D

Health & Safety (HAS) : Topics – Severe Weather; PPE; IDW

Objective : Continue DPT

0645	CS on site				
0710	GPI on site				
0745	Set up on DPT0676 (A); had clear 5'				
0800	Drilling commenced				
0810	Sample Collected	LC34-DPT0676-008.0-20181214	(A)	Gray	; No odor
0820	Sample collected	LC34-DPT0676-013.0-20181214	(A)	Gray	; No odor
0830	Sample collected	LC34-DPT0676-018.0-20181214	(A)	Gray	; No odor
0840	Sample Collected	LC34-DPT0676-023.0-20181214	(A)	Gray	; No odor
0850	Sample collected	LC34-DPT0676-028.0-20181214	(A)	Gray	; No odor
0910	Sample collected	LC34-DPT0676-033.0-20181214	(A)	Gray	; No odor
0925	Sample Collected	LC34-DPT0676-038.0-20181214	(A)	Gray	; No odor
0940	Sample Collected	LC34-DPT0676-043.0-20181214	(A)	Gray	; No odor
1000	Sample Collected	LC34-DPT0676-048.0-20181214	(A)	Gray	; No odor
	-All BZ readings 0.0 twice				
1020	Sample collected	LC34-DPT0676-053.0-20181214	(A)	Gray	; No odor
1045	Sample collected	LC34-DPT0676-058.0-20181214	(A)	Gray	; No odor
1110	Sample collected	LC34-DPT0676-063.0-20181214	(A)	Gray	; No odor
1140	Sample Collected	LC34-DPT0676-068.0-20181214	(A)	Gray	; No odor
1205	Sample collected	LC34-DPT0676-073.0-20181214	(A)	Gray	; No odor
1235	Sample collected	LC34-DPT0676-078.0-20181214	(A)	Gray	; No odor
1305	-All BZ readings 0.0				
~~1235~~	Sample Collected	LC34-DPT0676-083.0-20181214	(A)	Gray	; No odor
1330	Sample Collected	LC34-DPT0676-088.0-20181214	(A)	Gray	; No odor
1400	Sample collected	LC34-DPT0676-093.0-20181214	(A)	Gray	; No odor
1430	Sample Collected	LC34-DPT0676-098.0-20181214	(A)	Gray	; No odor
1450	DPT0676 pressure Grouted 100' to surface tremie rods				
1515	Ry, rods & tooling decon'd w/ STEM				
1530	Offsite				

e: 1 square = _____

LL34

Personnel : Chuck Scrdon (CS) Geologist T4 — 11260804
Mickey Ritter (MR) Driller GPI
Gama Rivera (GR) Tem GPI

Weather : Sunny 81°F

PPE : Level D

Health & Safety (HAS) : Topics – Decon; PPE; Hydration

Objectives : Continue DPT GW Investigation

ABCIO

0800 CS on site; Calibrate
0800 GPI on site; HAS meeting; Daily prep
0940 Set up DPTO676 (B); hot clear 5'
0950 Drilly Commenced
1000 Sample collected LL34-DPTO677-008.0-20181217 (B) Grey; NO odor
1010 Sample collected LL34-DPTO677-013.0-20181217 (B) Grey; NO odor
1020 Sample collected LL34-DPTO677-018.0-20181217 (B) Grey; NO odor
1030 Sample collected LL34-DPTO677-023.0-20181217 (B) Grey; NO odor
1040 Sample collected LL34-DPTO677-028.0-20181217 (B) Grey; NO odor
1055 Sample collected LL34-DPTO677-033.0-20181217 (B) Grey; NO odor
1110 Sample collected LL34-DPTO677-038.0-20181217 (B) Grey; NO odor
1125 Sample collected LL34-DPTO677-043.0-20181217 (B) Grey; NO odor
-GPI offsite for lunch
1150 GPI on site
1215 Sample collected LL34-DPTO677-048.0-20181217 (B) Grey; NO odor
1235 Sample collected LL34-DPTO677-053.0-20181217 (B) Grey; NO odor
1255 Sample collected LL34-DPTO677-058.0-20181217 (B) Grey; NO odor
1320 Sample collected LL34-DPTO677-063.0-20181217 (B) Grey; NO odor
1345 Sample collected LL34-DPTO677-068.0-20181217 (B) Grey; NO odor
1415 Sample collected LL34-DPTO677-073.0-20181217 (B) Grey; NO odor
1440 Sample collected LL34-DPTO677-078.0-20181217 (B) Grey; NO odor
1515 Sample collected LL34-DPTO677-083.0-20181217 (B) Grey; NO odor
1545 Sample collected LL34-DPTO677-088.0-20181217 (B) Grey; NO odor
1620 Sample collected LL34-DPTO677-093.0-20181217 (B) Grey; NO odor
1650 Sample collected LL34-DPTO677-098.0-20181217 (B) Grey; NO odor
1705 DPTO677 pressure Ground 100' to surface trip reads
1730 offsite

Rite in the Rain

Scale: 1 square =

12/18/18 LC34 112 Gopher

Personnel : Chuck Scrader (CS) Geologist TT
Micky Ritter (MR) Driller GPS
Gema Rivera (GR) Tech GPS

Weather : Dry 44°F
PPE : Level D
Health & Safety (H&S) : Topics – PPE; IDW; Hazards
Objectives : Continue DPT GW investigation

0730 CS on site;
0815 GPS on site; H&S meeting; Anxiety Felix 9 layer; Decon
0930 Launch Scheduled; anxiety all clear from Cape Support
1000 All clear; Set up on DPT0678(C); Lead clear 5'
1035 Drilling Commenced
1045 Sample Collected LC34-DPT0678-008.0-20181218 (C) Grey ; No odor
1055 Sample Collected LC34-DPT0678-013.0-20181218 (C) Grey ; No odor
1105 Sample Collected LC34-DPT0678-018.0-20181218 (C) Grey ; No odor
1115 Sample Collected LC34-DPT0678-023.0-20181218 (C) Grey ; No odor
1125 Sample Collected LC34-DPT0678-028.0-20181218 (C) Grey ; No odor
1140 Sample Collected LC34-DPT0678-033.0-20181218 (C) Grey ; No odor
1155 Sample Collected LC34-DPT0678-038.0-20181218 (C) Grey ; No Odor
-GPS Tuesday lunch
1215 Drilling Resumed
1235 Sample Collected LC34-DPT0678-043.0-20181218 (C) Grey ; No odor
1255 Sample Collected LC34-DPT0678-048.0-20181218 (C) Grey ; No odor
1315 Sample Collected LC34-DPT0678-053.0-20181218 (C) Grey ; No odor
1340 Sample Collected LC34-DPT0678-058.0-20181218 (C) Grey ; No odor
1405 Sample Collected LC34-DPT0678-063.0-20181218 (C) Grey ; No odor
1435 Sample Collected LC34-DPT0678-068.0-20181218 (C) Grey ; No odor
1500 Sample Collected LC34-DPT0678-073.0-20181218 (C) Grey ; No odor
1525 Sample Collected LC34-DPT0678-078.0-20181218 (C) Grey ; No odor
1550 Sample Collected LC34-DPT0678-083.0-20181218 (C) Grey ; No odor
1625 Sample Collected LC34-DPT0678-088.0-20181218 (C) Grey ; No odor
1650 Sample Collected LC34-DPT0678-093.0-20181218 (C) Grey ; No odor
1725 Sample Collected LC34-DPT0678-048.0-20181218 (C) Grey ; No odor
-Will grout in AM
1730 Offsite

Scale: 1 square = _____

Tetra Tech, Inc.

DPT GROUNDWATER SAMPLE LOG SHEET

Project Site Name: KSC-LC34
Project No.: 112G08069
Date: 09/24/2018 and 09/25/2018

Sample ID: LC34-DPT0642
Location: Stake 10
Sampled By: C. Sorden

DPT SAMPLING DATA

LOCATION ID	LOCATION	DATE	TIME	DEPTH	ODOR	COLOR	COMMENTS
LC34-DPT0642	Stake 10	09/24/2018	1140	08'	Organic	Brown	
LC34-DPT0642	Stake 10	09/24/2018	1230	13'	None	Gray	
LC34-DPT0642	Stake 10	09/24/2018	1245	18'	None	Gray	
LC34-DPT0642	Stake 10	09/24/2018	1300	23'	None	Gray	
LC34-DPT0642	Stake 10	09/24/2018	1315	28'	None	Gray	
LC34-DPT0642	Stake 10	09/24/2018	1330	33'	None	Gray	
LC34-DPT0642	Stake 10	09/24/2018	1345	38'	None	Gray	
LC34-DPT0642	Stake 10	09/24/2018	1400	43'	None	Gray	
LC34-DPT0642	Stake 10	09/24/2018	1420	48'	None	Gray	
LC34-DPT0642	Stake 10	09/24/2018	1510	53'	None	Gray	
LC34-DPT0642	Stake 10	09/24/2018	1530	58'	None	Gray	
LC34-DPT0642	Stake 10	09/24/2018	1555	63'	None	Gray	
LC34-DPT0642	Stake 10	09/24/2018	1625	68'	None	Gray	
LC34-DPT0642	Stake 10	09/24/2018	1645	73'	None	Gray	
LC34-DPT0642	Stake 10	09/24/2018	1710	78'	None	Gray	
LC34-DPT0642	Stake 10	09/24/2018	1735	83'	None	Gray	
LC34-DPT0642	Stake 10	09/24/2018	1805	88'	None	Gray	
LC34-DPT0642	Stake 10	09/25/2018	0805	93'	None	Gray	
LC34-DPT0642	Stake 10	09/25/2018	0840	98'	None	Gray	
LC34-DPT0642	Stake 10	09/25/2018	0925	103'	None	Gray	poor production; very silty

SAMPLE COLLECTION INFORMATION

Analysis	Preservative	Container Requirements	Collected
SW-846 8260B VOCs	None	Two (2) - 40 mL vials delivered to Mobile Lab	X

OBSERVATIONS / NOTES

All intervals purged a minimum of five (5) screen volumes (1.5 L) prior to sample collection.
Hand auger five feet to clear utilities
Borehole abandoned via pressure grouting through boring rods
Rig, Rods, and associated tooling decon'd with pressurized steam

Circle if Applicable:

MS/MSD	Duplicate ID No.:



Tetra Tech, Inc.

DPT GROUNDWATER SAMPLE LOG SHEET

Project Site Name: KSC-LC34
Project No.: 112G08069
Date: 09/25/2018 and 09/26/2018

Sample ID: LC34-DPT0643
Location: Stake 11
Sampled By: C. Sorden

DPT SAMPLING DATA

LOCATION ID	LOCATION	DATE	TIME	DEPTH	ODOR	COLOR	COMMENTS
LC34-DPT0643	Stake 11	09/25/2018	1100	08'	Organic	Gray	
LC34-DPT0643	Stake 11	09/25/2018	1115	13'	None	Gray	
LC34-DPT0643	Stake 11	09/25/2018	1130	18'	None	Gray	
LC34-DPT0643	Stake 11	09/25/2018	1215	23'	None	Gray	
LC34-DPT0643	Stake 11	09/25/2018	1230	28'	None	Gray	
LC34-DPT0643	Stake 11	09/25/2018	1245	33'	None	Gray	
LC34-DPT0643	Stake 11	09/25/2018	1300	38'	None	Gray	
LC34-DPT0643	Stake 11	09/25/2018	1315	43'	None	Gray	
LC34-DPT0643	Stake 11	09/25/2018	1330	48'	None	Gray	
LC34-DPT0643	Stake 11	09/25/2018	1405	53'	None	Gray	
LC34-DPT0643	Stake 11	09/25/2018	1425	58'	None	Gray	
LC34-DPT0643	Stake 11	09/25/2018	1455	63'	None	Gray	
LC34-DPT0643	Stake 11	09/25/2018	1520	68'	None	Gray	
LC34-DPT0643	Stake 11	09/25/2018	1545	73'	None	Gray	
LC34-DPT0643	Stake 11	09/25/2018	1610	78'	None	Gray	
LC34-DPT0643	Stake 11	09/25/2018	1645	83'	None	Gray	
LC34-DPT0643	Stake 11	09/25/2018	1720	88'	None	Gray	
LC34-DPT0643	Stake 11	09/26/2018	0755	93'	None	Gray	Poor production; very silty
LC34-DPT0643	Stake 11	09/26/2018	0825	98'	None	Gray	
LC34-DPT0643	Stake 11	09/26/2018	0905	103'	None	Gray	

SAMPLE COLLECTION INFORMATION

Analysis	Preservative	Container Requirements	Collected
SW-846 8260B VOCs	None	Two (2) - 40 mL vials delivered to Mobile Lab	X

OBSERVATIONS / NOTES

All intervals purged a minimum of five (5) screen volumes (1.5 L) prior to sample collection.
Hand auger five feet to clear utilities
Borehole abandoned via pressure grouting through boring rods
Rig, Rods, and associated tooling decon'd with pressurized steam

Circle if Applicable:

MS/MSD	Duplicate ID No.:



Tetra Tech, Inc.

DPT GROUNDWATER SAMPLE LOG SHEET

Project Site Name: KSC-LC34
Project No.: 112G08069
Date: 09/26/2018 and 09/27/2018

Sample ID: LC34-DPT0644
Location: Stake 12
Sampled By: C. Sorden

DPT SAMPLING DATA

LOCATION ID	LOCATION	DATE	TIME	DEPTH	ODOR	COLOR	COMMENTS
LC34-DPT0644	Stake 12	09/26/2018	1055	08'	Organic	Gray	
LC34-DPT0644	Stake 12	09/26/2018	1110	13'	None	Gray	
LC34-DPT0644	Stake 12	09/26/2018	1125	18'	None	Gray	
LC34-DPT0644	Stake 12	09/26/2018	1140	23'	None	Gray	
LC34-DPT0644	Stake 12	09/26/2018	1315	28'	None	Gray	
LC34-DPT0644	Stake 12	09/26/2018	1330	33'	None	Gray	
LC34-DPT0644	Stake 12	09/26/2018	1345	38'	None	Gray	
LC34-DPT0644	Stake 12	09/26/2018	1400	43'	None	Gray	
LC34-DPT0644	Stake 12	09/26/2018	1420	48'	None	Gray	
LC34-DPT0644	Stake 12	09/26/2018	1515	53'	None	Gray	
LC34-DPT0644	Stake 12	09/26/2018	1540	58'	None	Gray	
LC34-DPT0644	Stake 12	09/26/2018	1605	63'	None	Gray	
LC34-DPT0644	Stake 12	09/27/2018	0805	68'	None	Gray	Poor production; very silty
LC34-DPT0644	Stake 12	09/27/2018	0840	73'	None	Gray	Poor production; very silty
LC34-DPT0644	Stake 12	09/27/2018	0910	78'	None	Gray	Poor production; very silty
LC34-DPT0644	Stake 12	09/27/2018	0940	83'	None	Gray	Poor production; very silty
LC34-DPT0644	Stake 12	09/27/2018	1015	88'	None	Gray	Poor production; very silty
LC34-DPT0644	Stake 12	09/27/2018	1050	93'	None	Gray	Poor production; very silty
LC34-DPT0644	Stake 12	09/27/2018	1205	98'	None	Gray	Poor production; very silty

SAMPLE COLLECTION INFORMATION

Analysis	Preservative	Container Requirements	Collected
SW-846 8260B VOCs	None	Two (2) - 40 mL vials delivered to Mobile Lab	X

OBSERVATIONS / NOTES

All intervals purged a minimum of five (5) screen volumes (1.5 L) prior to sample collection.
Hand auger five feet to clear utilities
Borehole abandoned via pressure grouting through boring rods
Rig, Rods, and associated tooling decon'd with pressurized steam

Circle if Applicable:

MS/MSD	Duplicate ID No.:

Tetra Tech, Inc.

DPT GROUNDWATER SAMPLE LOG SHEET

Project Site Name: KSC-LC34
Project No.: 112G08069
Date: 09/27/2018 and 09/28/2018

Sample ID: LC34-DPT0645
Location: Stake 13
Sampled By: C. Sorden

DPT SAMPLING DATA

LOCATION ID	LOCATION	DATE	TIME	DEPTH	ODOR	COLOR	COMMENTS
LC34-DPT0645	Stake 13	09/27/2018	1435	08'	Organic	Gray	
LC34-DPT0645	Stake 13	09/27/2018	1450	13'	None	Gray	
LC34-DPT0645	Stake 13	09/27/2018	1505	18'	None	Gray	
LC34-DPT0645	Stake 13	09/27/2018	1520	23'	None	Gray	
LC34-DPT0645	Stake 13	09/27/2018	1535	28'	None	Gray	
LC34-DPT0645	Stake 13	09/27/2018	1550	33'	None	Gray	
LC34-DPT0645	Stake 13	09/27/2018	1605	38'	None	Gray	
LC34-DPT0645	Stake 13	09/27/2018	1620	43'	None	Gray	
LC34-DPT0645	Stake 13	09/27/2018	1635	48'	None	Gray	
LC34-DPT0645	Stake 13	09/27/2018	1650	53'	None	Gray	
LC34-DPT0645	Stake 13	09/27/2018	1705	58'	None	Gray	
LC34-DPT0645	Stake 13	09/27/2018	1725	63'	None	Gray	
LC34-DPT0645	Stake 13	09/27/2018	1755	68'	None	Gray	
LC34-DPT0645	Stake 13	09/27/2018	1825	73'	None	Gray	
LC34-DPT0645	Stake 13	09/28/2018	0735	78'	None	Gray	
LC34-DPT0645	Stake 13	09/28/2018	0825	83'	None	Gray	
LC34-DPT0645	Stake 13	09/28/2018	0855	88'	None	Gray	
LC34-DPT0645	Stake 13	09/28/2018	0935	93'	None	Gray	
LC34-DPT0645	Stake 13	09/28/2018	1005	98'	None	Gray	

SAMPLE COLLECTION INFORMATION

Analysis	Preservative	Container Requirements	Collected
SW-846 8260B VOCs	None	Two (2) - 40 mL vials delivered to Mobile Lab	X

OBSERVATIONS / NOTES

All intervals purged a minimum of five (5) screen volumes (1.5 L) prior to sample collection.
Hand auger five feet to clear utilities
Borehole abandoned via pressure grouting through boring rods
Rig, Rods, and associated tooling decon'd with pressurized steam

Circle if Applicable:

MS/MSD	Duplicate ID No.:

Tetra Tech, Inc.

DPT GROUNDWATER SAMPLE LOG SHEET

Project Site Name: KSC-LC34
Project No.: 112G08069
Date: 09/28/2018 and 10/01/2018

Sample ID: LC34-DPT0646
Location: Stake 30
Sampled By: C. Sorden

DPT SAMPLING DATA

LOCATION ID	LOCATION	DATE	TIME	DEPTH	ODOR	COLOR	COMMENTS
LC34-DPT0646	Stake 30	09/28/2018	1210	08'	Organic	Gray	
LC34-DPT0646	Stake 30	09/28/2018	1220	13'	None	Gray	
LC34-DPT0646	Stake 30	09/28/2018	1230	18'	None	Gray	
LC34-DPT0646	Stake 30	09/28/2018	1240	23'	None	Gray	
LC34-DPT0646	Stake 30	09/28/2018	1250	28'	None	Gray	
LC34-DPT0646	Stake 30	09/28/2018	1310	33'	None	Gray	
LC34-DPT0646	Stake 30	09/28/2018	1325	38'	None	Gray	
LC34-DPT0646	Stake 30	09/28/2018	1340	43'	None	Gray	
LC34-DPT0646	Stake 30	09/28/2018	1355	48'	None	Gray	
LC34-DPT0646	Stake 30	09/28/2018	1410	53'	None	Gray	
LC34-DPT0646	Stake 30	09/28/2018	1425	58'	None	Gray	
LC34-DPT0646	Stake 30	09/28/2018	1445	63'	None	Gray	
LC34-DPT0646	Stake 30	09/28/2018	1520	68'	None	Gray	
LC34-DPT0646	Stake 30	09/28/2018	1550	73'	None	Gray	
LC34-DPT0646	Stake 30	10/01/2018	1030	78'	None	Gray	
LC34-DPT0646	Stake 30	10/01/2018	1105	83'	None	Gray	
LC34-DPT0646	Stake 30	10/01/2018	1140	88'	None	Gray	
LC34-DPT0646	Stake 30	10/01/2018	1255	93'	None	Gray	
LC34-DPT0646	Stake 30	10/01/2018	1335	98'	None	Gray	

SAMPLE COLLECTION INFORMATION

Analysis	Preservative	Container Requirements	Collected
SW-846 8260B VOCs	None	Two (2) - 40 mL vials delivered to Mobile Lab	X

OBSERVATIONS / NOTES

All intervals purged a minimum of five (5) screen volumes (1.5 L) prior to sample collection.
Hand auger five feet to clear utilities
Borehole abandoned via pressure grouting through boring rods
Rig, Rods, and associated tooling decon'd with pressurized steam

Circle if Applicable:

MS/MSD	Duplicate ID No.:



Tetra Tech, Inc.

DPT GROUNDWATER SAMPLE LOG SHEET

Project Site Name: KSC-LC34
Project No.: 112G08069
Date: 10/01/2018 and 10/02/2018

Sample ID: LC34-DPT0647
Location: Stake 22
Sampled By: C. Sorden

DPT SAMPLING DATA

LOCATION ID	LOCATION	DATE	TIME	DEPTH	ODOR	COLOR	COMMENTS
LC34-DPT0647	Stake 22	10/01/2018	1520	08'	Organic	Gray	
LC34-DPT0647	Stake 22	10/01/2018	1530	13'	None	Gray	
LC34-DPT0647	Stake 22	10/01/2018	1540	18'	None	Gray	
LC34-DPT0647	Stake 22	10/01/2018	1550	23'	None	Gray	
LC34-DPT0647	Stake 22	10/01/2018	1600	28'	None	Gray	
LC34-DPT0647	Stake 22	10/01/2018	1615	33'	None	Gray	
LC34-DPT0647	Stake 22	10/01/2018	1630	38'	None	Gray	
LC34-DPT0647	Stake 22	10/01/2018	1645	43'	None	Gray	
LC34-DPT0647	Stake 22	10/01/2018	1700	48'	None	Gray	
LC34-DPT0647	Stake 22	10/01/2018	1715	53'	None	Gray	
LC34-DPT0647	Stake 22	10/01/2018	1730	58'	None	Gray	
LC34-DPT0647	Stake 22	10/01/2018	1745	63'	None	Gray	
LC34-DPT0647	Stake 22	10/01/2018	1805	68'	None	Gray	
LC34-DPT0647	Stake 22	10/02/2018	0805	73'	None	Gray	
LC34-DPT0647	Stake 22	10/02/2018	0830	78'	None	Gray	
LC34-DPT0647	Stake 22	10/02/2018	0905	83'	None	Gray	
LC34-DPT0647	Stake 22	10/02/2018	0930	88'	None	Gray	
LC34-DPT0647	Stake 22	10/02/2018	1005	93'	None	Gray	
LC34-DPT0647	Stake 22	10/02/2018	1040	98'	None	Gray	

SAMPLE COLLECTION INFORMATION

Analysis	Preservative	Container Requirements	Collected
SW-846 8260B VOCs	None	Two (2) - 40 mL vials delivered to Mobile Lab	X

OBSERVATIONS / NOTES

All intervals purged a minimum of five (5) screen volumes (1.5 L) prior to sample collection.
Hand auger five feet to clear utilities
Borehole abandoned via pressure grouting through boring rods
Rig, Rods, and associated tooling decon'd with pressurized steam

Circle if Applicable:

MS/MSD	Duplicate ID No.:



Tetra Tech, Inc.

DPT GROUNDWATER SAMPLE LOG SHEET

Project Site Name: KSC-LC34
Project No.: 112G08069
Date: 10/02/2018 and 10/03/2018

Sample ID: LC34-DPT0648
Location: Stake 23
Sampled By: C. Sorden

DPT SAMPLING DATA

LOCATION ID	LOCATION	DATE	TIME	DEPTH	ODOR	COLOR	COMMENTS
LC34-DPT0648	Stake 23	10/02/2018	1330	08'	None	Gray	
LC34-DPT0648	Stake 23	10/02/2018	1340	13'	None	Gray	
LC34-DPT0648	Stake 23	10/02/2018	1350	18'	None	Gray	
LC34-DPT0648	Stake 23	10/02/2018	1400	23'	None	Gray	
LC34-DPT0648	Stake 23	10/02/2018	1410	28'	None	Gray	
LC34-DPT0648	Stake 23	10/02/2018	1425	33'	None	Gray	
LC34-DPT0648	Stake 23	10/02/2018	1440	38'	None	Gray	
LC34-DPT0648	Stake 23	10/02/2018	1455	43'	None	Gray	
LC34-DPT0648	Stake 23	10/02/2018	1510	48'	TCE	Gray	
LC34-DPT0648	Stake 23	10/02/2018	1530	53'	TCE	Gray	
LC34-DPT0648	Stake 23	10/02/2018	1550	58'	TCE	Gray	
LC34-DPT0648	Stake 23	10/02/2018	1615	63'	TCE	Gray	
LC34-DPT0648	Stake 23	10/02/2018	1640	68'	TCE	Gray	
LC34-DPT0648	Stake 23	10/02/2018	1710	73'	TCE	Gray	
LC34-DPT0648	Stake 23	10/02/2018	1740	78'	TCE	Gray	
LC34-DPT0648	Stake 23	10/03/2018	0755	83'	None	Gray	
LC34-DPT0648	Stake 23	10/03/2018	0830	88'	None	Gray	
LC34-DPT0648	Stake 23	10/03/2018	0900	93'	None	Gray	
LC34-DPT0648	Stake 23	10/03/2018	0935	98'	None	Gray	

SAMPLE COLLECTION INFORMATION

Analysis	Preservative	Container Requirements	Collected
SW-846 8260B VOCs	None	Two (2) - 40 mL vials delivered to Mobile Lab	X

OBSERVATIONS / NOTES

All intervals purged a minimum of five (5) screen volumes (1.5 L) prior to sample collection.
Hand auger five feet to clear utilities
Borehole abandoned via pressure grouting through boring rods
Rig, Rods, and associated tooling decon'd with pressurized steam

Circle if Applicable:

MS/MSD	Duplicate ID No.:

Tetra Tech, Inc.

DPT GROUNDWATER SAMPLE LOG SHEET

Project Site Name: KSC-LC34
Project No.: 112G08069
Date: 10/03/2018 and 10/04/2018

Sample ID: LC34-DPT0649
Location: Stake 24
Sampled By: C. Sorden

DPT SAMPLING DATA

LOCATION ID	LOCATION	DATE	TIME	DEPTH	ODOR	COLOR	COMMENTS
LC34-DPT0649	Stake 24	10/03/2018	1300	08'	None	Brown	
LC34-DPT0649	Stake 24	10/03/2018	1310	13'	Organic	Gray	
LC34-DPT0649	Stake 24	10/03/2018	1320	18'	None	Gray	
LC34-DPT0649	Stake 24	10/03/2018	1330	23'	None	Gray	
LC34-DPT0649	Stake 24	10/03/2018	1345	28'	None	Gray	
LC34-DPT0649	Stake 24	10/03/2018	1400	33'	None	Gray	
LC34-DPT0649	Stake 24	10/03/2018	1415	38'	None	Gray	
LC34-DPT0649	Stake 24	10/03/2018	1430	43'	None	Gray	
LC34-DPT0649	Stake 24	10/03/2018	1445	48'	TCE	Gray	
LC34-DPT0649	Stake 24	10/03/2018	1500	53'	TCE	Gray	**DNAPL Observed**
LC34-DPT0649	Stake 24	10/03/2018	1555	58'	TCE	Gray	
LC34-DPT0649	Stake 24	10/03/2018	1615	63'	TCE	Gray	
LC34-DPT0649	Stake 24	10/03/2018	1640	68'	TCE	Gray	
LC34-DPT0649	Stake 24	10/03/2018	1710	73'	TCE	Gray	
LC34-DPT0649	Stake 24	10/04/2018	0800	78'	TCE	Gray	
LC34-DPT0649	Stake 24	10/04/2018	0830	83'	None	Gray	
LC34-DPT0649	Stake 24	10/04/2018	0910	88'	None	Gray	
LC34-DPT0649	Stake 24	10/04/2018	0940	93'	None	Gray	
LC34-DPT0649	Stake 24	10/04/2018	1025	98'	None	Gray	

SAMPLE COLLECTION INFORMATION

Analysis	Preservative	Container Requirements	Collected
SW-846 8260B VOCs	None	Two (2) - 40 mL vials delivered to Mobile Lab	X

OBSERVATIONS / NOTES

All intervals purged a minimum of five (5) screen volumes (1.5 L) prior to sample collection.
Hand auger five feet to clear utilities
Borehole abandoned via pressure grouting through boring rods
Rig, Rods, and associated tooling decon'd with pressurized steam

Circle if Applicable:

MS/MSD	Duplicate ID No.:



Tetra Tech, Inc.

DPT GROUNDWATER SAMPLE LOG SHEET

Project Site Name: KSC-LC34
Project No.: 112G08069
Date: 10/04/2018 and 10/05/2018

Sample ID: LC34-DPT0650
Location: Stake 26
Sampled By: C. Sorden

DPT SAMPLING DATA

LOCATION ID	LOCATION	DATE	TIME	DEPTH	ODOR	COLOR	COMMENTS
LC34-DPT0650	Stake 26	10/04/2018	1415	08'	None	Clear Gry	
LC34-DPT0650	Stake 26	10/04/2018	1425	13'	None	Gray	
LC34-DPT0650	Stake 26	10/04/2018	1435	18'	None	Gray	
LC34-DPT0650	Stake 26	10/04/2018	1445	23'	None	Gray	
LC34-DPT0650	Stake 26	10/04/2018	1500	28'	None	Gray	
LC34-DPT0650	Stake 26	10/04/2018	1515	33'	None	Gray	
LC34-DPT0650	Stake 26	10/04/2018	1530	38'	None	Gray	
LC34-DPT0650	Stake 26	10/04/2018	1545	43'	None	Gray	
LC34-DPT0650	Stake 26	10/04/2018	1600	48'	None	Gray	
LC34-DPT0650	Stake 26	10/04/2018	1630	53'	None	Gray	
LC34-DPT0650	Stake 26	10/04/2018	1645	58'	None	Gray	
LC34-DPT0650	Stake 26	10/04/2018	1710	63'	None	Gray	
LC34-DPT0650	Stake 26	10/04/2018	1730	68'	None	Gray	
LC34-DPT0650	Stake 26	10/05/2018	0800	73'	None	Gray	
LC34-DPT0650	Stake 26	10/05/2018	0830	78'	None	Gray	
LC34-DPT0650	Stake 26	10/05/2018	0855	83'	None	Gray	
LC34-DPT0650	Stake 26	10/05/2018	0925	88'	None	Gray	
LC34-DPT0650	Stake 26	10/05/2018	1020	93'	None	Gray	
LC34-DPT0650	Stake 26	10/05/2018	1045	98'	None	Gray	

SAMPLE COLLECTION INFORMATION

Analysis	Preservative	Container Requirements	Collected
SW-846 8260B VOCs	None	Two (2) - 40 mL vials delivered to Mobile Lab	X

OBSERVATIONS / NOTES

All intervals purged a minimum of five (5) screen volumes (1.5 L) prior to sample collection.
Hand auger five feet to clear utilities
Borehole abandoned via pressure grouting through boring rods
Rig, Rods, and associated tooling decon'd with pressurized steam

Circle if Applicable:

MS/MSD	Duplicate ID No.:



Tetra Tech, Inc.

DPT GROUNDWATER SAMPLE LOG SHEET

Project Site Name: KSC-LC34
Project No.: 112G08069
Date: 10/05/2018 and 10/08/2018

Sample ID: LC34-DPT0651
Location: Stake 27
Sampled By: C. Sorden

DPT SAMPLING DATA

LOCATION ID	LOCATION	DATE	TIME	DEPTH	ODOR	COLOR	COMMENTS
LC34-DPT0651	Stake 27	10/05/2018	1325	08'	None	Brown	
LC34-DPT0651	Stake 27	10/05/2018	1335	13'	None	Gray	
LC34-DPT0651	Stake 27	10/05/2018	1345	18'	None	Gray	
LC34-DPT0651	Stake 27	10/05/2018	1355	23'	None	Gray	
LC34-DPT0651	Stake 27	10/05/2018	1405	28'	None	Gray	
LC34-DPT0651	Stake 27	10/05/2018	1420	33'	None	Gray	
LC34-DPT0651	Stake 27	10/05/2018	1435	38'	None	Gray	
LC34-DPT0651	Stake 27	10/05/2018	1450	43'	None	Gray	
LC34-DPT0651	Stake 27	10/05/2018	1505	48'	TCE	Gray	**DNAPL Observed**
LC34-DPT0651	Stake 27	10/08/2018	0955	53'	TCE	Gray	
LC34-DPT0651	Stake 27	10/08/2018	1050	58'	None	Gray	
LC34-DPT0651	Stake 27	10/08/2018	1115	63'	None	Gray	
LC34-DPT0651	Stake 27	10/08/2018	1145	68'	None	Gray	
LC34-DPT0651	Stake 27	10/08/2018	1325	73'	None	Gray	
LC34-DPT0651	Stake 27	10/08/2018	1355	78'	None	Gray	
LC34-DPT0651	Stake 27	10/08/2018	1430	83'	None	Gray	
LC34-DPT0651	Stake 27	10/08/2018	1500	88'	None	Gray	
LC34-DPT0651	Stake 27	10/08/2018	1530	93'	None	Gray	
LC34-DPT0651	Stake 27	10/08/2018	1600	98'	None	Gray	

SAMPLE COLLECTION INFORMATION

Analysis	Preservative	Container Requirements	Collected
SW-846 8260B VOCs	**None**	**Two (2) - 40 mL vials delivered to Mobile Lab**	**X**

OBSERVATIONS / NOTES

All intervals purged a minimum of five (5) screen volumes (1.5 L) prior to sample collection.
Hand auger five feet to clear utilities
Borehole abandoned via pressure grouting through boring rods
Rig, Rods, and associated tooling decon'd with pressurized steam

Circle if Applicable:

MS/MSD	Duplicate ID No.:



Tetra Tech, Inc.

DPT GROUNDWATER SAMPLE LOG SHEET

Project Site Name: KSC-LC34
Project No.: 112G08069
Date: 10/09/2018

Sample ID: LC34-DPT0652
Location: Stake 28
Sampled By: C. Sorden

DPT SAMPLING DATA

LOCATION ID	LOCATION	DATE	TIME	DEPTH	ODOR	COLOR	COMMENTS
LC34-DPT0652	Stake 28	10/09/2018	0805	08'	None	Brown	
LC34-DPT0652	Stake 28	10/09/2018	0820	13'	None	Brown	
LC34-DPT0652	Stake 28	10/09/2018	0830	18'	None	Brown	
LC34-DPT0652	Stake 28	10/09/2018	0840	23'	None	Brown	
LC34-DPT0652	Stake 28	10/09/2018	0855	28'	None	Brown	
LC34-DPT0652	Stake 28	10/09/2018	0910	33'	None	Brown	
LC34-DPT0652	Stake 28	10/09/2018	0930	38'	None	Brown	
LC34-DPT0652	Stake 28	10/09/2018	0945	43'	None	Brown	
LC34-DPT0652	Stake 28	10/09/2018	1005	48'	None	Brown	
LC34-DPT0652	Stake 28	10/09/2018	1105	53'	None	Brown	
LC34-DPT0652	Stake 28	10/09/2018	1125	58'	None	Brown	
LC34-DPT0652	Stake 28	10/09/2018	1230	63'	None	Brown	
LC34-DPT0652	Stake 28	10/09/2018	1300	68'	None	Brown	
LC34-DPT0652	Stake 28	10/09/2018	1330	73'	None	Gray	
LC34-DPT0652	Stake 28	10/09/2018	1400	78'	None	Brown	
LC34-DPT0652	Stake 28	10/09/2018	1425	83'	None	Brown	
LC34-DPT0652	Stake 28	10/09/2018	1525	88'	None	Gray	
LC34-DPT0652	Stake 28	10/09/2018	1615	93'	None	Gray	
LC34-DPT0652	Stake 28	10/09/2018	1650	98'	None	Gray	

SAMPLE COLLECTION INFORMATION

Analysis	Preservative	Container Requirements	Collected
SW-846 8260B VOCs	None	Two (2) - 40 mL vials delivered to Mobile Lab	X

OBSERVATIONS / NOTES

All intervals purged a minimum of five (5) screen volumes (1.5 L) prior to sample collection.
Hand auger five feet to clear utilities
Borehole abandoned via pressure grouting through boring rods
Rig, Rods, and associated tooling decon'd with pressurized steam

Circle if Applicable:

MS/MSD	Duplicate ID No.:



Tetra Tech, Inc.

DPT GROUNDWATER SAMPLE LOG SHEET

Project Site Name: KSC-LC34
Project No.: 112G08069
Date: 10/10/2018

Sample ID: LC34-DPT0653
Location: Stake 25
Sampled By: C. Sorden

DPT SAMPLING DATA

LOCATION ID	LOCATION	DATE	TIME	DEPTH	ODOR	COLOR	COMMENTS
LC34-DPT0653	Stake 25	10/10/2018	0845	08'	None	Gray	
LC34-DPT0653	Stake 25	10/10/2018	0855	13'	None	Gray	
LC34-DPT0653	Stake 25	10/10/2018	0905	18'	None	Gray	
LC34-DPT0653	Stake 25	10/10/2018	0915	23'	None	Gray	
LC34-DPT0653	Stake 25	10/10/2018	0925	28'	None	Gray	
LC34-DPT0653	Stake 25	10/10/2018	0940	33'	None	Gray	
LC34-DPT0653	Stake 25	10/10/2018	0955	38'	None	Gray	
LC34-DPT0653	Stake 25	10/10/2018	1010	43'	None	Gray	
LC34-DPT0653	Stake 25	10/10/2018	1030	48'	None	Gray	
LC34-DPT0653	Stake 25	10/10/2018	1130	53'	None	Gray	
LC34-DPT0653	Stake 25	10/10/2018	1200	58'	None	Gray	
LC34-DPT0653	Stake 25	10/10/2018	1225	63'	None	Gray	
LC34-DPT0653	Stake 25	10/10/2018	1255	68'	None	Gray	
LC34-DPT0653	Stake 25	10/10/2018	1320	73'	None	Gray	
LC34-DPT0653	Stake 25	10/10/2018	1350	78'	None	Gray	
LC34-DPT0653	Stake 25	10/10/2018	1430	83'	None	Gray	
LC34-DPT0653	Stake 25	10/10/2018	1505	88'	None	Gray	
LC34-DPT0653	Stake 25	10/10/2018	1540	93'	None	Gray	
LC34-DPT0653	Stake 25	10/10/2018	1650	98'	None	Gray	

SAMPLE COLLECTION INFORMATION

Analysis	Preservative	Container Requirements	Collected
SW-846 8260B VOCs	None	Two (2) - 40 mL vials delivered to Mobile Lab	X

OBSERVATIONS / NOTES

All intervals purged a minimum of five (5) screen volumes (1.5 L) prior to sample collection.
Hand auger five feet to clear utilities
Borehole abandoned via pressure grouting through boring rods
Rig, Rods, and associated tooling decon'd with pressurized steam

Circle if Applicable:

MS/MSD	Duplicate ID No.:



Tetra Tech, Inc.

DPT GROUNDWATER SAMPLE LOG SHEET

Project Site Name: KSC-LC34
Project No.: 112G08069
Date: 10/11/2018

Sample ID: LC34-DPT0654
Location: Stake 29
Sampled By: C. Sorden

DPT SAMPLING DATA

LOCATION ID	LOCATION	DATE	TIME	DEPTH	ODOR	COLOR	COMMENTS
LC34-DPT0654	Stake 29	10/11/2018	0905	08'	None	Gray	
LC34-DPT0654	Stake 29	10/11/2018	0915	13'	None	Gray	
LC34-DPT0654	Stake 29	10/11/2018	0930	18'	None	Gray	
LC34-DPT0654	Stake 29	10/11/2018	0945	23'	None	Gray	
LC34-DPT0654	Stake 29	10/11/2018	0955	28'	None	Gray	
LC34-DPT0654	Stake 29	10/11/2018	1010	33'	None	Gray	
LC34-DPT0654	Stake 29	10/11/2018	1025	38'	None	Gray	
LC34-DPT0654	Stake 29	10/11/2018	1040	43'	None	Gray	
LC34-DPT0654	Stake 29	10/11/2018	1055	48'	None	Gray	
LC34-DPT0654	Stake 29	10/11/2018	1240	53'	None	Gray	
LC34-DPT0654	Stake 29	10/11/2018	1300	58'	None	Gray	
LC34-DPT0654	Stake 29	10/11/2018	1325	63'	None	Gray	
LC34-DPT0654	Stake 29	10/11/2018	1350	68'	None	Gray	
LC34-DPT0654	Stake 29	10/11/2018	1420	73'	None	Gray	
LC34-DPT0654	Stake 29	10/11/2018	1440	78'	None	Gray	
LC34-DPT0654	Stake 29	10/11/2018	1510	83'	None	Gray	
LC34-DPT0654	Stake 29	10/11/2018	1550	88'	None	Gray	
LC34-DPT0654	Stake 29	10/11/2018	1620	93'	None	Gray	
LC34-DPT0654	Stake 29	10/11/2018	1710	98'	None	Gray	

SAMPLE COLLECTION INFORMATION

Analysis	Preservative	Container Requirements	Collected
SW-846 8260B VOCs	None	Two (2) - 40 mL vials delivered to Mobile Lab	X

OBSERVATIONS / NOTES

All intervals purged a minimum of five (5) screen volumes (1.5 L) prior to sample collection.
Hand auger five feet to clear utilities
Borehole abandoned via pressure grouting through boring rods
Rig, Rods, and associated tooling decon'd with pressurized steam

Circle if Applicable:

MS/MSD	Duplicate ID No.:



Tetra Tech, Inc.

DPT GROUNDWATER SAMPLE LOG SHEET

Project Site Name: KSC-LC34
Project No.: 112G08069
Date: 10/12/2018 and 10/15/2018

Sample ID: LC34-DPT0655
Location: Stake 33
Sampled By: C. Sorden

DPT SAMPLING DATA

LOCATION ID	LOCATION	DATE	TIME	DEPTH	ODOR	COLOR	COMMENTS
LC34-DPT0655	Stake 33	10/12/2018	0950	08'	None	Clear Gray	
LC34-DPT0655	Stake 33	10/12/2018	1000	13'	None	Clear Gray	
LC34-DPT0655	Stake 33	10/12/2018	1010	18'	None	Gray	
LC34-DPT0655	Stake 33	10/12/2018	1020	23'	None	Gray	
LC34-DPT0655	Stake 33	10/12/2018	1035	28'	None	Gray	
LC34-DPT0655	Stake 33	10/12/2018	1050	33'	None	Gray	
LC34-DPT0655	Stake 33	10/12/2018	1105	38'	None	Gray	
LC34-DPT0655	Stake 33	10/12/2018	1125	43'	None	Gray	
LC34-DPT0655	Stake 33	10/12/2018	1145	48'	None	Gray	
LC34-DPT0655	Stake 33	10/12/2018	1255	53'	None	Gray	
LC34-DPT0655	Stake 33	10/12/2018	1315	58'	None	Gray	
LC34-DPT0655	Stake 33	10/12/2018	1340	63'	None	Gray	
LC34-DPT0655	Stake 33	10/12/2018	1425	68'	None	Gray	
LC34-DPT0655	Stake 33	10/12/2018	1455	73'	None	Gray	
LC34-DPT0655	Stake 33	10/12/2018	1540	78'	None	Gray	
LC34-DPT0655	Stake 33	10/15/2018	1015	83'	None	Gray	
LC34-DPT0655	Stake 33	10/15/2018	1040	88'	None	Gray	
LC34-DPT0655	Stake 33	10/15/2018	1105	93'	None	Gray	
LC34-DPT0655	Stake 33	10/15/2018	1140	98'	None	Gray	

SAMPLE COLLECTION INFORMATION

Analysis	Preservative	Container Requirements	Collected
SW-846 8260B VOCs	None	Two (2) - 40 mL vials delivered to Mobile Lab	X

OBSERVATIONS / NOTES

All intervals purged a minimum of five (5) screen volumes (1.5 L) prior to sample collection.
Hand auger five feet to clear utilities
Borehole abandoned via pressure grouting through boring rods
Rig, Rods, and associated tooling decon'd with pressurized steam

Circle if Applicable:

MS/MSD	Duplicate ID No.:



Tetra Tech, Inc.

DPT GROUNDWATER SAMPLE LOG SHEET

Project Site Name: KSC-LC34
Project No.: 112G08069
Date: 10/15/2018 and 10/16/2018

Sample ID: LC34-DPT0656
Location: Stake 33
Sampled By: C. Sorden

DPT SAMPLING DATA

LOCATION ID	LOCATION	DATE	TIME	DEPTH	ODOR	COLOR	COMMENTS
LC34-DPT0656	Stake 33	10/15/2018	1355	08'	None	Clear Gray	
LC34-DPT0656	Stake 33	10/15/2018	1405	13'	None	Clear Gray	
LC34-DPT0656	Stake 33	10/15/2018	1415	18'	None	Gray	
LC34-DPT0656	Stake 33	10/15/2018	1425	23'	None	Gray	
LC34-DPT0656	Stake 33	10/15/2018	1435	28'	None	Gray	
LC34-DPT0656	Stake 33	10/15/2018	1450	33'	None	Gray	
LC34-DPT0656	Stake 33	10/15/2018	1505	38'	None	Gray	
LC34-DPT0656	Stake 33	10/15/2018	1525	43'	None	Gray	
LC34-DPT0656	Stake 33	10/15/2018	1550	48'	None	Gray	
LC34-DPT0656	Stake 33	10/15/2018	1630	53'	None	Gray	
LC34-DPT0656	Stake 33	10/15/2018	1650	58'	None	Gray	
LC34-DPT0656	Stake 33	10/15/2018	1710	63'	None	Gray	
LC34-DPT0656	Stake 33	10/15/2018	1740	68'	None	Gray	
LC34-DPT0656	Stake 33	10/16/2018	0800	73'	None	Gray	
LC34-DPT0656	Stake 33	10/16/2018	0830	78'	None	Gray	
LC34-DPT0656	Stake 33	10/16/2018	0900	83'	None	Gray	
LC34-DPT0656	Stake 33	10/16/2018	0935	88'	None	Gray	
LC34-DPT0656	Stake 33	10/16/2018	1030	93'	None	Gray	
LC34-DPT0656	Stake 33	10/16/2018	1100	98'	None	Gray	

SAMPLE COLLECTION INFORMATION

Analysis	Preservative	Container Requirements	Collected
SW-846 8260B VOCs	None	Two (2) - 40 mL vials delivered to Mobile Lab	X

OBSERVATIONS / NOTES

All intervals purged a minimum of five (5) screen volumes (1.5 L) prior to sample collection.
Hand auger five feet to clear utilities
Borehole abandoned via pressure grouting through boring rods
Rig, Rods, and associated tooling decon'd with pressurized steam

Circle if Applicable:

MS/MSD	Duplicate ID No.:

Tetra Tech, Inc.

DPT GROUNDWATER SAMPLE LOG SHEET

Project Site Name: KSC-LC34
Project No.: 112G08069
Date: 10/17/2018 and 10/18/2018

Sample ID: LC34-DPT0657
Location: Stake 33
Sampled By: C. Sorden

DPT SAMPLING DATA

LOCATION ID	LOCATION	DATE	TIME	DEPTH	ODOR	COLOR	COMMENTS
LC34-DPT0657	Stake 33	10/17/2018	0750	08'	None	Gray	
LC34-DPT0657	Stake 33	10/17/2018	0800	13'	None	Clear Gray	
LC34-DPT0657	Stake 33	10/17/2018	0810	18'	None	Gray	
LC34-DPT0657	Stake 33	10/17/2018	0820	23'	None	Gray	
LC34-DPT0657	Stake 33	10/17/2018	0830	28'	None	Gray	
LC34-DPT0657	Stake 33	10/17/2018	0845	33'	None	Gray	
LC34-DPT0657	Stake 33	10/17/2018	0900	38'	None	Gray	
LC34-DPT0657	Stake 33	10/17/2018	0915	43'	None	Gray	
LC34-DPT0657	Stake 33	10/17/2018	0930	48'	None	Gray	
LC34-DPT0657	Stake 33	10/17/2018	1025	53'	TCE	Gray	
LC34-DPT0657	Stake 33	10/17/2018	1045	58'	TCE	Gray	
LC34-DPT0657	Stake 33	10/17/2018	1110	63'	TCE	Gray	
LC34-DPT0657	Stake 33	10/17/2018	1135	68'	TCE	Gray	
LC34-DPT0657	Stake 33	10/17/2018	1310	73'	None	Gray	
LC34-DPT0657	Stake 33	10/17/2018	1340	78'	TCE	Gray	
LC34-DPT0657	Stake 33	10/17/2018	1525	83'	None	Gray	
LC34-DPT0657	Stake 33	10/18/2018	0750	88'	None	Gray	
LC34-DPT0657	Stake 33	10/18/2018	0820	93'	None	Gray	
LC34-DPT0657	Stake 33	10/18/2018	0850	98'	None	Gray	

SAMPLE COLLECTION INFORMATION

Analysis	Preservative	Container Requirements	Collected
SW-846 8260B VOCs	None	Two (2) - 40 mL vials delivered to Mobile Lab	X

OBSERVATIONS / NOTES

All intervals purged a minimum of five (5) screen volumes (1.5 L) prior to sample collection.
Hand auger five feet to clear utilities
Borehole abandoned via pressure grouting through boring rods
Rig, Rods, and associated tooling decon'd with pressurized steam

Circle if Applicable:

MS/MSD	Duplicate ID No.:

Tetra Tech, Inc.

DPT GROUNDWATER SAMPLE LOG SHEET

Project Site Name: KSC-LC34
Project No.: 112G08069
Date: 10/18/2018 and 10/19/2018

Sample ID: LC34-DPT0658
Location: Stake 35
Sampled By: C. Sorden

DPT SAMPLING DATA

LOCATION ID	LOCATION	DATE	TIME	DEPTH	ODOR	COLOR	COMMENTS
LC34-DPT0658	Stake 35	10/18/2018	1120	08'	None	Gray	
LC34-DPT0658	Stake 35	10/18/2018	1130	13'	None	Gray	
LC34-DPT0658	Stake 35	10/18/2018	1145	18'	None	Gray	
LC34-DPT0658	Stake 35	10/18/2018	1200	23'	None	Gray	
LC34-DPT0658	Stake 35	10/18/2018	1215	28'	None	Gray	
LC34-DPT0658	Stake 35	10/18/2018	1310	33'	None	Gray	
LC34-DPT0658	Stake 35	10/18/2018	1330	38'	None	Gray	
LC34-DPT0658	Stake 35	10/18/2018	1345	43'	None	Gray	
LC34-DPT0658	Stake 35	10/18/2018	1525	48'	None	Gray	
LC34-DPT0658	Stake 35	10/18/2018	1550	53'	None	Gray	
LC34-DPT0658	Stake 35	10/18/2018	1615	58'	None	Gray	
LC34-DPT0658	Stake 35	10/18/2018	1645	63'	None	Gray	
LC34-DPT0658	Stake 35	10/18/2018	1710	68'	None	Gray	
LC34-DPT0658	Stake 35	10/18/2018	1735	73'	None	Gray	
LC34-DPT0658	Stake 35	10/19/2018	1340	78'	None	Gray	
LC34-DPT0658	Stake 35	10/19/2018	0800	83'	None	Gray	
LC34-DPT0658	Stake 35	10/19/2018	0825	88'	None	Gray	
LC34-DPT0658	Stake 35	10/19/2018	0910	93'	None	Gray	
LC34-DPT0658	Stake 35	10/19/2018	0945	98'	None	Gray	

SAMPLE COLLECTION INFORMATION

Analysis	Preservative	Container Requirements	Collected
SW-846 8260B VOCs	None	Two (2) - 40 mL vials delivered to Mobile Lab	X

OBSERVATIONS / NOTES

All intervals purged a minimum of five (5) screen volumes (1.5 L) prior to sample collection.
Hand auger five feet to clear utilities
Borehole abandoned via pressure grouting through boring rods
Rig, Rods, and associated tooling decon'd with pressurized steam

Circle if Applicable:

MS/MSD	Duplicate ID No.:



Tetra Tech, Inc.

DPT GROUNDWATER SAMPLE LOG SHEET

Project Site Name: KSC-LC34
Project No.: 112G08069
Date: 10/19/2018 and 10/22/2018

Sample ID: LC34-DPT0659
Location: Stake 16
Sampled By: C. Sorden

DPT SAMPLING DATA

LOCATION ID	LOCATION	DATE	TIME	DEPTH	ODOR	COLOR	COMMENTS
LC34-DPT0659	Stake 16	10/19/2018	1055	08'	None	Gray	
LC34-DPT0659	Stake 16	10/19/2018	1105	13'	None	Gray	
LC34-DPT0659	Stake 16	10/19/2018	1115	18'	None	Gray	
LC34-DPT0659	Stake 16	10/19/2018	1130	23'	None	Gray	
LC34-DPT0659	Stake 16	10/19/2018	1145	28'	None	Gray	
LC34-DPT0659	Stake 16	10/19/2018	1240	33'	None	Gray	
LC34-DPT0659	Stake 16	10/19/2018	1255	38'	None	Gray	
LC34-DPT0659	Stake 16	10/19/2018	1315	43'	None	Gray	
LC34-DPT0659	Stake 16	10/19/2018	1345	48'	None	Gray	
LC34-DPT0659	Stake 16	10/19/2018	1400	53'	None	Gray	
LC34-DPT0659	Stake 16	10/19/2018	1420	58'	None	Gray	
LC34-DPT0659	Stake 16	10/19/2018	1445	63'	None	Gray	
LC34-DPT0659	Stake 16	10/19/2018	1505	68'	None	Gray	
LC34-DPT0659	Stake 16	10/19/2018	1530	73'	None	Gray	
LC34-DPT0659	Stake 16	10/19/2018	1600	78'	None	Gray	
LC34-DPT0659	Stake 16	10/22/2018	1010	83'	None	Gray	
LC34-DPT0659	Stake 16	10/22/2018	1040	88'	None	Gray	
LC34-DPT0659	Stake 16	10/22/2018	1110	93'	None	Gray	
LC34-DPT0659	Stake 16	10/22/2018	1135	98'	None	Gray	

SAMPLE COLLECTION INFORMATION

Analysis	Preservative	Container Requirements	Collected
SW-846 8260B VOCs	None	Two (2) - 40 mL vials delivered to Mobile Lab	X

OBSERVATIONS / NOTES

All intervals purged a minimum of five (5) screen volumes (1.5 L) prior to sample collection.
Hand auger five feet to clear utilities
Borehole abandoned via pressure grouting through boring rods
Rig, Rods, and associated tooling decon'd with pressurized steam

Circle if Applicable:

MS/MSD	Duplicate ID No.:



Tetra Tech, Inc.

DPT GROUNDWATER SAMPLE LOG SHEET

Project Site Name: KSC-LC34
Project No.: 112G08069
Date: 10/22/2018 and 10/23/2018

Sample ID: LC34-DPT0660
Location: Stake 36
Sampled By: C. Sorden

DPT SAMPLING DATA

LOCATION ID	LOCATION	DATE	TIME	DEPTH	ODOR	COLOR	COMMENTS
LC34-DPT0660	Stake 36	10/22/2018	1400	08'	None	Gray	
LC34-DPT0660	Stake 36	10/22/2018	1410	13'	None	Gray	
LC34-DPT0660	Stake 36	10/22/2018	1420	18'	None	Gray	
LC34-DPT0660	Stake 36	10/22/2018	1430	23'	None	Gray	
LC34-DPT0660	Stake 36	10/22/2018	1440	28'	None	Gray	
LC34-DPT0660	Stake 36	10/22/2018	1500	33'	None	Gray	
LC34-DPT0660	Stake 36	10/22/2018	1515	38'	None	Gray	
LC34-DPT0660	Stake 36	10/22/2018	1540	43'	None	Gray	
LC34-DPT0660	Stake 36	10/22/2018	1630	48'	None	Gray	
LC34-DPT0660	Stake 36	10/22/2018	1650	53'	None	Gray	
LC34-DPT0660	Stake 36	10/22/2018	1705	58'	None	Gray	
LC34-DPT0660	Stake 36	10/22/2018	1745	63'	None	Gray	
LC34-DPT0660	Stake 36	10/23/2018	0910	68'	None	Gray	
LC34-DPT0660	Stake 36	10/23/2018	0945	73'	None	Gray	
LC34-DPT0660	Stake 36	10/23/2018	1015	78'	None	Gray	
LC34-DPT0660	Stake 36	10/23/2018	1040	83'	None	Gray	
LC34-DPT0660	Stake 36	10/23/2018	1130	88'	None	Gray	
LC34-DPT0660	Stake 36	10/23/2018	1245	93'	None	Gray	
LC34-DPT0660	Stake 36	10/23/2018	1315	98'	None	Gray	

SAMPLE COLLECTION INFORMATION

Analysis	Preservative	Container Requirements	Collected
SW-846 8260B VOCs	None	Two (2) - 40 mL vials delivered to Mobile Lab	X

OBSERVATIONS / NOTES

All intervals purged a minimum of five (5) screen volumes (1.5 L) prior to sample collection.
Hand auger five feet to clear utilities
Borehole abandoned via pressure grouting through boring rods
Rig, Rods, and associated tooling decon'd with pressurized steam

Circle if Applicable:

MS/MSD	Duplicate ID No.:

Tetra Tech, Inc.

DPT GROUNDWATER SAMPLE LOG SHEET

Project Site Name: KSC-LC34
Project No.: 112G08069
Date: 10/23/2018 and 10/24/2018

Sample ID: LC34-DPT0661
Location: Stake 37
Sampled By: C. Sorden

DPT SAMPLING DATA

LOCATION ID	LOCATION	DATE	TIME	DEPTH	ODOR	COLOR	COMMENTS
LC34-DPT0661	Stake 37	10/23/2018	1455	08'	None	Clear Brn	
LC34-DPT0661	Stake 37	10/23/2018	1505	13'	None	Gray	
LC34-DPT0661	Stake 37	10/23/2018	1515	18'	None	Gray	
LC34-DPT0661	Stake 37	10/23/2018	1525	23'	None	Gray	
LC34-DPT0661	Stake 37	10/23/2018	1540	28'	None	Gray	
LC34-DPT0661	Stake 37	10/23/2018	1555	33'	None	Gray	
LC34-DPT0661	Stake 37	10/23/2018	1610	38'	None	Gray	
LC34-DPT0661	Stake 37	10/23/2018	1625	43'	None	Gray	
LC34-DPT0661	Stake 37	10/23/2018	1655	48'	None	Gray	
LC34-DPT0661	Stake 37	10/23/2018	1710	53'	None	Gray	
LC34-DPT0661	Stake 37	10/23/2018	1730	58'	None	Gray	
LC34-DPT0661	Stake 37	10/24/2018	0800	63'	None	Gray	
LC34-DPT0661	Stake 37	10/24/2018	0835	68'	None	Gray	
LC34-DPT0661	Stake 37	10/24/2018	0905	73'	None	Gray	
LC34-DPT0661	Stake 37	10/24/2018	0935	78'	None	Gray	
LC34-DPT0661	Stake 37	10/24/2018	1025	83'	None	Gray	
LC34-DPT0661	Stake 37	10/24/2018	1055	88'	None	Gray	
LC34-DPT0661	Stake 37	10/24/2018	1125	93'	None	Gray	
LC34-DPT0661	Stake 37	10/24/2018	1150	98'	None	Gray	

SAMPLE COLLECTION INFORMATION

Analysis	Preservative	Container Requirements	Collected
SW-846 8260B VOCs	None	Two (2) - 40 mL vials delivered to Mobile Lab	X

OBSERVATIONS / NOTES

All intervals purged a minimum of five (5) screen volumes (1.5 L) prior to sample collection.
Hand auger five feet to clear utilities
Borehole abandoned via pressure grouting through boring rods
Rig, Rods, and associated tooling decon'd with pressurized steam

Circle if Applicable:

MS/MSD	Duplicate ID No.:

Tetra Tech, Inc.

DPT GROUNDWATER SAMPLE LOG SHEET

Project Site Name: KSC-LC34
Project No.: 112G08069
Date: 10/24/2018 and 10/25/2018

Sample ID: LC34-DPT0662
Location: Stake 34
Sampled By: C. Sorden

DPT SAMPLING DATA

LOCATION ID	LOCATION	DATE	TIME	DEPTH	ODOR	COLOR	COMMENTS
LC34-DPT0662	Stake 34	10/24/2018	1515	08'	None	Clear Brn	
LC34-DPT0662	Stake 34	10/24/2018	1525	13'	None	Gray	
LC34-DPT0662	Stake 34	10/24/2018	1535	18'	None	Gray	
LC34-DPT0662	Stake 34	10/24/2018	1555	23'	None	Gray	
LC34-DPT0662	Stake 34	10/24/2018	1610	28'	None	Gray	
LC34-DPT0662	Stake 34	10/24/2018	1625	33'	None	Gray	
LC34-DPT0662	Stake 34	10/24/2018	1640	38'	None	Gray	
LC34-DPT0662	Stake 34	10/24/2018	1655	43'	None	Gray	
LC34-DPT0662	Stake 34	10/24/2018	1710	48'	None	Gray	
LC34-DPT0662	Stake 34	10/24/2018	1725	53'	None	Gray	
LC34-DPT0662	Stake 34	10/24/2018	1745	58'	None	Gray	
LC34-DPT0662	Stake 34	10/25/2018	0750	63'	None	Gray	
LC34-DPT0662	Stake 34	10/25/2018	0820	68'	None	Gray	
LC34-DPT0662	Stake 34	10/25/2018	0845	73'	None	Gray	
LC34-DPT0662	Stake 34	10/25/2018	0910	78'	None	Gray	
LC34-DPT0662	Stake 34	10/25/2018	1005	83'	None	Gray	
LC34-DPT0662	Stake 34	10/25/2018	1030	88'	None	Gray	
LC34-DPT0662	Stake 34	10/25/2018	1055	93'	None	Gray	
LC34-DPT0662	Stake 34	10/25/2018	1150	98'	None	Gray	

SAMPLE COLLECTION INFORMATION

Analysis	Preservative	Container Requirements	Collected
SW-846 8260B VOCs	None	Two (2) - 40 mL vials delivered to Mobile Lab	X

OBSERVATIONS / NOTES

All intervals purged a minimum of five (5) screen volumes (1.5 L) prior to sample collection.
Hand auger five feet to clear utilities
Borehole abandoned via pressure grouting through boring rods
Rig, Rods, and associated tooling decon'd with pressurized steam

Circle if Applicable:

MS/MSD	Duplicate ID No.:



Tetra Tech, Inc.

DPT GROUNDWATER SAMPLE LOG SHEET

Project Site Name: KSC-LC34
Project No.: 112G08069
Date: 10/25/2018 and 10/26/2018

Sample ID: LC34-DPT0663
Location: Stake 14
Sampled By: C. Sorden

DPT SAMPLING DATA

LOCATION ID	LOCATION	DATE	TIME	DEPTH	ODOR	COLOR	COMMENTS
LC34-DPT0663	Stake 14	10/25/2018	1430	08'	None	Clear Brn	
LC34-DPT0663	Stake 14	10/25/2018	1440	13'	None	Clear Gray	
LC34-DPT0663	Stake 14	10/25/2018	1450	18'	None	Gray	
LC34-DPT0663	Stake 14	10/25/2018	1505	23'	None	Gray	
LC34-DPT0663	Stake 14	10/25/2018	1520	28'	None	Gray	
LC34-DPT0663	Stake 14	10/25/2018	1535	33'	None	Gray	
LC34-DPT0663	Stake 14	10/25/2018	1550	38'	None	Gray	
LC34-DPT0663	Stake 14	10/25/2018	1605	43'	None	Gray	
LC34-DPT0663	Stake 14	10/25/2018	1645	48'	None	Gray	
LC34-DPT0663	Stake 14	10/25/2018	1700	53'	None	Gray	
LC34-DPT0663	Stake 14	10/25/2018	1720	58'	None	Gray	
LC34-DPT0663	Stake 14	10/26/2018	0750	63'	None	Gray	
LC34-DPT0663	Stake 14	10/26/2018	0815	68'	None	Gray	
LC34-DPT0663	Stake 14	10/26/2018	0835	73'	None	Gray	
LC34-DPT0663	Stake 14	10/26/2018	0900	78'	None	Gray	
LC34-DPT0663	Stake 14	10/26/2018	0930	83'	None	Gray	
LC34-DPT0663	Stake 14	10/26/2018	1025	88'	None	Gray	
LC34-DPT0663	Stake 14	10/26/2018	1055	93'	None	Gray	
LC34-DPT0663	Stake 14	10/26/2018	1135	98'	None	Gray	

SAMPLE COLLECTION INFORMATION

Analysis	Preservative	Container Requirements	Collected
SW-846 8260B VOCs	None	Two (2) - 40 mL vials delivered to Mobile Lab	X

OBSERVATIONS / NOTES

All intervals purged a minimum of five (5) screen volumes (1.5 L) prior to sample collection.
Hand auger five feet to clear utilities
Borehole abandoned via pressure grouting through boring rods
Rig, Rods, and associated tooling decon'd with pressurized steam

Circle if Applicable:

MS/MSD	Duplicate ID No.:



Tetra Tech, Inc.

DPT GROUNDWATER SAMPLE LOG SHEET

Project Site Name: KSC-LC34
Project No.: 112G08069
Date: 10/26/2018 and 10/29/2018

Sample ID: LC34-DPT0664
Location: Stake 60
Sampled By: C. Sorden

DPT SAMPLING DATA

LOCATION ID	LOCATION	DATE	TIME	DEPTH	ODOR	COLOR	COMMENTS
LC34-DPT0664	Stake 60	10/26/2018	1335	08'	None	Clear Brn	
LC34-DPT0664	Stake 60	10/26/2018	1345	13'	None	Clear Gray	
LC34-DPT0664	Stake 60	10/26/2018	1355	18'	None	Gray	
LC34-DPT0664	Stake 60	10/26/2018	1405	23'	None	Gray	
LC34-DPT0664	Stake 60	10/26/2018	1515	28'	None	Gray	
LC34-DPT0664	Stake 60	10/26/2018	1425	33'	None	Gray	
LC34-DPT0664	Stake 60	10/26/2018	1440	38'	None	Gray	
LC34-DPT0664	Stake 60	10/26/2018	1450	43'	None	Gray	
LC34-DPT0664	Stake 60	10/26/2018	1505	48'	None	Gray	
LC34-DPT0664	Stake 60	10/26/2018	1520	53'	None	Gray	
LC34-DPT0664	Stake 60	10/26/2018	1535	58'	None	Gray	
LC34-DPT0664	Stake 60	10/29/2018	1035	63'	None	Gray	
LC34-DPT0664	Stake 60	10/29/2018	1105	68'	None	Gray	
LC34-DPT0664	Stake 60	10/29/2018	1130	73'	None	Gray	
LC34-DPT0664	Stake 60	10/29/2018	1225	78'	None	Gray	
LC34-DPT0664	Stake 60	10/29/2018	1255	83'	None	Gray	
LC34-DPT0664	Stake 60	10/29/2018	1320	88'	None	Gray	
LC34-DPT0664	Stake 60	10/29/2018	1355	93'	None	Gray	
LC34-DPT0664	Stake 60	10/29/2018	1430	98'	None	Gray	

SAMPLE COLLECTION INFORMATION

Analysis	Preservative	Container Requirements	Collected
SW-846 8260B VOCs	None	Two (2) - 40 mL vials delivered to Mobile Lab	X

OBSERVATIONS / NOTES

All intervals purged a minimum of five (5) screen volumes (1.5 L) prior to sample collection.
Hand auger five feet to clear utilities
Borehole abandoned via pressure grouting through boring rods
Rig, Rods, and associated tooling decon'd with pressurized steam

Circle if Applicable:

MS/MSD	Duplicate ID No.:



Tetra Tech, Inc.

DPT GROUNDWATER SAMPLE LOG SHEET

Project Site Name: KSC-LC34
Project No.: 112G08069
Date: 10/29/2018 and 10/30/2018

Sample ID: LC34-DPT0665
Location: Stake 41
Sampled By: C. Sorden

DPT SAMPLING DATA

LOCATION ID	LOCATION	DATE	TIME	DEPTH	ODOR	COLOR	COMMENTS
LC34-DPT0665	Stake 41	10/29/2018	1605	08'	None	Clear Brn	
LC34-DPT0665	Stake 41	10/29/2018	1615	13'	None	Clear Gray	
LC34-DPT0665	Stake 41	10/29/2018	1625	18'	None	Gray	
LC34-DPT0665	Stake 41	10/29/2018	1635	23'	None	Gray	
LC34-DPT0665	Stake 41	10/29/2018	1645	28'	None	Gray	
LC34-DPT0665	Stake 41	10/29/2018	1700	33'	None	Gray	
LC34-DPT0665	Stake 41	10/29/2018	1715	38'	None	Gray	
LC34-DPT0665	Stake 41	10/29/2018	1730	43'	None	Gray	
LC34-DPT0665	Stake 41	10/30/2018	0740	48'	None	Gray	
LC34-DPT0665	Stake 41	10/30/2018	0805	53'	None	Gray	
LC34-DPT0665	Stake 41	10/30/2018	0830	58'	None	Gray	
LC34-DPT0665	Stake 41	10/30/2018	0855	63'	None	Gray	
LC34-DPT0665	Stake 41	10/30/2018	0930	68'	None	Gray	
LC34-DPT0665	Stake 41	10/30/2018	1005	73'	None	Gray	
LC34-DPT0665	Stake 41	10/30/2018	1030	78'	None	Gray	
LC34-DPT0665	Stake 41	10/30/2018	1105	83'	None	Gray	
LC34-DPT0665	Stake 41	10/30/2018	1155	88'	None	Gray	
LC34-DPT0665	Stake 41	10/30/2018	1300	93'	None	Gray	
LC34-DPT0665	Stake 41	10/31/2018	1410	98'	None	Gray	

SAMPLE COLLECTION INFORMATION

Analysis	Preservative	Container Requirements	Collected
SW-846 8260B VOCs	None	Two (2) - 40 mL vials delivered to Mobile Lab	X

OBSERVATIONS / NOTES

All intervals purged a minimum of five (5) screen volumes (1.5 L) prior to sample collection.
Hand auger five feet to clear utilities
Borehole abandoned via pressure grouting through boring rods
Rig, Rods, and associated tooling decon'd with pressurized steam

Circle if Applicable:

MS/MSD	Duplicate ID No.:

Tetra Tech, Inc.

DPT GROUNDWATER SAMPLE LOG SHEET

Project Site Name: KSC-LC34
Project No.: 112G08069
Date: 10/30/2018 and 10/31/2018

Sample ID: LC34-DPT0666
Location: Stake 40
Sampled By: C. Sorden

DPT SAMPLING DATA

LOCATION ID	LOCATION	DATE	TIME	DEPTH	ODOR	COLOR	COMMENTS
LC34-DPT0666	Stake 40	10/30/2018	1430	08'	None	Gray	
LC34-DPT0666	Stake 40	10/30/2018	1440	13'	None	Gray	
LC34-DPT0666	Stake 40	10/30/2018	1450	18'	None	Gray	
LC34-DPT0666	Stake 40	10/30/2018	1500	23'	None	Gray	
LC34-DPT0666	Stake 40	10/30/2018	1515	28'	None	Gray	
LC34-DPT0666	Stake 40	10/30/2018	1535	33'	None	Gray	
LC34-DPT0666	Stake 40	10/30/2018	1550	38'	None	Gray	
LC34-DPT0666	Stake 40	10/30/2018	1605	43'	None	Gray	
LC34-DPT0666	Stake 40	10/30/2018	1625	48'	None	Gray	
LC34-DPT0666	Stake 40	10/30/2018	1645	53'	None	Gray	
LC34-DPT0666	Stake 40	10/31/2018	0800	58'	None	Gray	
LC34-DPT0666	Stake 40	10/31/2018	0825	63'	None	Gray	
LC34-DPT0666	Stake 40	10/31/2018	0850	68'	None	Gray	
LC34-DPT0666	Stake 40	10/31/2018	0915	73'	None	Gray	
LC34-DPT0666	Stake 40	10/31/2018	0940	78'	None	Gray	
LC34-DPT0666	Stake 40	10/31/2018	1040	83'	None	Gray	
LC34-DPT0666	Stake 40	10/31/2018	1110	88'	None	Gray	
LC34-DPT0666	Stake 40	10/31/2018	1130	93'	None	Gray	
LC34-DPT0666	Stake 40	10/31/2018	1240	98'	None	Gray	

SAMPLE COLLECTION INFORMATION

Analysis	Preservative	Container Requirements	Collected
SW-846 8260B VOCs	None	Two (2) - 40 mL vials delivered to Mobile Lab	X

OBSERVATIONS / NOTES

All intervals purged a minimum of five (5) screen volumes (1.5 L) prior to sample collection.
Hand auger five feet to clear utilities
Borehole abandoned via pressure grouting through boring rods
Rig, Rods, and associated tooling decon'd with pressurized steam

Circle if Applicable:

MS/MSD	Duplicate ID No.:

Tetra Tech, Inc.

DPT GROUNDWATER SAMPLE LOG SHEET

Project Site Name: KSC-LC34
Project No.: 112G08069
Date: 10/31/2018 and 11/01/2018

Sample ID: LC34-DPT0667
Location: Stake 47
Sampled By: C. Sorden/ D. Forester

DPT SAMPLING DATA

LOCATION ID	LOCATION	DATE	TIME	DEPTH	ODOR	COLOR	COMMENTS
LC34-DPT0667	Stake 47	10/31/2018	1520	08'	None	Clear Brn	
LC34-DPT0667	Stake 47	10/31/2018	1530	13'	None	Gray	
LC34-DPT0667	Stake 47	10/31/2018	1540	18'	None	Gray	
LC34-DPT0667	Stake 47	10/31/2018	1550	23'	None	Gray	
LC34-DPT0667	Stake 47	10/31/2018	1600	28'	None	Gray	
LC34-DPT0667	Stake 47	10/31/2018	1615	33'	None	Gray	
LC34-DPT0667	Stake 47	10/31/2018	1630	38'	None	Gray	
LC34-DPT0667	Stake 47	10/31/2018	1650	43'	None	Gray	
LC34-DPT0667	Stake 47	10/30/2018	1730	48'	None	Gray	
LC34-DPT0667	Stake 47	10/30/2018	1750	53'	None	Gray	
LC34-DPT0667	Stake 47	11/01/2018	0730	58'	None	Gray	
LC34-DPT0667	Stake 47	11/01/2018	0820	63'	None	Gray	
LC34-DPT0667	Stake 47	11/01/2018	0845	68'	None	Gray	
LC34-DPT0667	Stake 47	11/01/2018	0915	73'	None	Gray	
LC34-DPT0667	Stake 47	11/01/2018	0945	78'	None	Gray	
LC34-DPT0667	Stake 47	11/01/2018	1010	83'	None	Gray	
LC34-DPT0667	Stake 47	11/01/2018	1040	88'	None	Gray	
LC34-DPT0667	Stake 47	11/01/2018	1105	93'	None	Gray	
LC34-DPT0667	Stake 47	11/01/2018	1135	98'	None	Gray	

SAMPLE COLLECTION INFORMATION

Analysis	Preservative	Container Requirements	Collected
SW-846 8260B VOCs	None	Two (2) - 40 mL vials delivered to Mobile Lab	X

OBSERVATIONS / NOTES

All intervals purged a minimum of five (5) screen volumes (1.5 L) prior to sample collection.
Hand auger five feet to clear utilities
Borehole abandoned via pressure grouting through boring rods
Rig, Rods, and associated tooling decon'd with pressurized steam

Circle if Applicable:

MS/MSD	Duplicate ID No.:



Tetra Tech, Inc.

DPT GROUNDWATER SAMPLE LOG SHEET

Project Site Name: KSC-LC34
Project No.: 112G08069
Date: 11/01/2018 and 11/02/2018

Sample ID: LC34-DPT0668
Location: Stake 47
Sampled By: D. Forester

DPT SAMPLING DATA

LOCATION ID	LOCATION	DATE	TIME	DEPTH	ODOR	COLOR	COMMENTS
LC34-DPT0668	Stake 47	11/01/2018	1405	08'	None	Gray	
LC34-DPT0668	Stake 47	11/01/2018	1420	13'	None	Gray	
LC34-DPT0668	Stake 47	11/01/2018	1428	18'	None	Gray	
LC34-DPT0668	Stake 47	11/01/2018	1438	23'	None	Gray	
LC34-DPT0668	Stake 47	11/01/2018	1450	28'	None	Gray	
LC34-DPT0668	Stake 47	11/01/2018	1505	33'	None	Gray	
LC34-DPT0668	Stake 47	11/01/2018	1520	38'	None	Gray	
LC34-DPT0668	Stake 47	11/01/2018	1540	43'	None	Gray	
LC34-DPT0668	Stake 47	10/30/2018	1600	48'	None	Gray	
LC34-DPT0668	Stake 47	10/30/2018	1615	53'	None	Gray	
LC34-DPT0668	Stake 47	11/01/2018	1630	58'	None	Gray	
LC34-DPT0668	Stake 47	11/01/2018	1650	63'	None	Gray	
LC34-DPT0668	Stake 47	11/02/2018	0730	68'	None	Gray	
LC34-DPT0668	Stake 47	11/02/2018	0800	73'	None	Gray	
LC34-DPT0668	Stake 47	11/02/2018	0830	78'	None	Gray	
LC34-DPT0668	Stake 47	11/02/2018	0850	83'	None	Gray	
LC34-DPT0668	Stake 47	11/02/2018	0915	88'	None	Gray	
LC34-DPT0668	Stake 47	11/02/2018	0940	93'	None	Gray	
LC34-DPT0668	Stake 47	11/02/2018	1005	98'	None	Gray	

SAMPLE COLLECTION INFORMATION

Analysis	Preservative	Container Requirements	Collected
SW-846 8260B VOCs	None	Two (2) - 40 mL vials delivered to Mobile Lab	X

OBSERVATIONS / NOTES

All intervals purged a minimum of five (5) screen volumes (1.5 L) prior to sample collection.
Hand auger five feet to clear utilities
Borehole abandoned via pressure grouting through boring rods
Rig, Rods, and associated tooling decon'd with pressurized steam

Circle if Applicable:

MS/MSD	Duplicate ID No.:



Tetra Tech, Inc.

DPT GROUNDWATER SAMPLE LOG SHEET

Project Site Name: KSC-LC34
Project No.: 112G08069
Date: 11/02/2018 and 11/05/2018

Sample ID: LC34-DPT0669
Location: Stake 47
Sampled By: D. Forester/C. Sorden

DPT SAMPLING DATA

LOCATION ID	LOCATION	DATE	TIME	DEPTH	ODOR	COLOR	COMMENTS
LC34-DPT0669	Stake 47	11/02/2018	1235	08'	None	Clear Brn	
LC34-DPT0669	Stake 47	11/02/2018	1242	13'	None	Gray	
LC34-DPT0669	Stake 47	11/02/2018	1250	18'	None	Gray	
LC34-DPT0669	Stake 47	11/02/2018	1258	23'	None	Gray	
LC34-DPT0669	Stake 47	11/02/2018	1308	28'	None	Gray	
LC34-DPT0669	Stake 47	11/02/2018	1320	33'	None	Gray	
LC34-DPT0669	Stake 47	11/02/2018	1330	38'	None	Gray	
LC34-DPT0669	Stake 47	11/02/2018	1345	43'	None	Gray	
LC34-DPT0669	Stake 47	10/30/2018	1358	48'	None	Gray	
LC34-DPT0669	Stake 47	10/30/2018	1410	53'	None	Gray	
LC34-DPT0669	Stake 47	11/01/2018	1430	58'	None	Gray	
LC34-DPT0669	Stake 47	11/01/2018	1525	63'	None	Gray	
LC34-DPT0669	Stake 47	11/05/2018	0935	68'	None	Gray	
LC34-DPT0669	Stake 47	11/05/2018	1005	73'	None	Gray	
LC34-DPT0669	Stake 47	11/05/2018	1030	78'	None	Gray	
LC34-DPT0669	Stake 47	11/05/2018	1055	83'	None	Gray	
LC34-DPT0669	Stake 47	11/05/2018	1120	88'	None	Gray	
LC34-DPT0669	Stake 47	11/05/2018	1145	93'	None	Gray	
LC34-DPT0669	Stake 47	11/05/2018	1255	98'	None	Gray	

SAMPLE COLLECTION INFORMATION

Analysis	Preservative	Container Requirements	Collected
SW-846 8260B VOCs	None	Two (2) - 40 mL vials delivered to Mobile Lab	X

OBSERVATIONS / NOTES

All intervals purged a minimum of five (5) screen volumes (1.5 L) prior to sample collection.
Hand auger five feet to clear utilities
Borehole abandoned via pressure grouting through boring rods
Rig, Rods, and associated tooling decon'd with pressurized steam

Circle if Applicable:

MS/MSD	Duplicate ID No.:



Tetra Tech, Inc.

DPT GROUNDWATER SAMPLE LOG SHEET

Project Site Name: KSC-LC34
Project No.: 112G08069
Date: 11/05/2018 and 11/06/2018

Sample ID: LC34-DPT0593
Location: Stake 01
Sampled By: C. Sorden

DPT SAMPLING DATA

LOCATION ID	LOCATION	DATE	TIME	DEPTH	ODOR	COLOR	COMMENTS
LC34-DPT0593	Stake 01	11/05/2018	1505	08'	None	Clear Gry	
LC34-DPT0593	Stake 01	11/05/2018	1515	13'	None	Gray	
LC34-DPT0593	Stake 01	11/05/2018	1525	18'	None	Gray	
LC34-DPT0593	Stake 01	11/05/2018	1535	23'	None	Gray	
LC34-DPT0593	Stake 01	11/05/2018	1550	28'	None	Gray	
LC34-DPT0593	Stake 01	11/05/2018	1605	33'	None	Gray	
LC34-DPT0593	Stake 01	11/05/2018	1620	38'	None	Gray	
LC34-DPT0593	Stake 01	11/05/2018	1635	43'	None	Gray	
LC34-DPT0593	Stake 01	11/05/2018	1650	48'	None	Gray	
LC34-DPT0593	Stake 01	11/05/2018	1710	53'	None	Gray	
LC34-DPT0593	Stake 01	11/05/2018	1740	58'	None	Gray	
LC34-DPT0593	Stake 01	11/06/2018	0750	63'	None	Gray	
LC34-DPT0593	Stake 01	11/06/2018	0845	68'	None	Gray	
LC34-DPT0593	Stake 01	11/06/2018	0915	73'	None	Gray	
LC34-DPT0593	Stake 01	11/06/2018	0945	78'	None	Gray	
LC34-DPT0593	Stake 01	11/06/2018	1010	83'	None	Gray	

SAMPLE COLLECTION INFORMATION

Analysis	Preservative	Container Requirements	Collected
SW-846 8260B VOCs	None	Two (2) - 40 mL vials delivered to Mobile Lab	X

OBSERVATIONS / NOTES

All intervals purged a minimum of five (5) screen volumes (1.5 L) prior to sample collection.
Hand auger five feet to clear utilities
Borehole abandoned via pressure grouting through boring rods
Rig, Rods, and associated tooling decon'd with pressurized steam

Circle if Applicable:

MS/MSD	Duplicate ID No.:



Tetra Tech, Inc.

DPT GROUNDWATER SAMPLE LOG SHEET

Project Site Name: KSC-LC34
Project No.: 112G08069
Date: 11/06/2018 and 11/07/18

Sample ID: LC34-DPT0594
Location: Stake 02
Sampled By: C. Sorden

DPT SAMPLING DATA

LOCATION ID	LOCATION	DATE	TIME	DEPTH	ODOR	COLOR	COMMENTS
LC34-DPT0594	Stake 02	11/06/2018	1225	08'	None	Clear Brn	
LC34-DPT0594	Stake 02	11/06/2018	1235	13'	None	Gray	
LC34-DPT0594	Stake 02	11/06/2018	1245	18'	None	Gray	
LC34-DPT0594	Stake 02	11/06/2018	1255	23'	None	Gray	
LC34-DPT0594	Stake 02	11/06/2018	1310	28'	None	Gray	
LC34-DPT0594	Stake 02	11/06/2018	1325	33'	None	Gray	
LC34-DPT0594	Stake 02	11/06/2018	1340	38'	None	Gray	
LC34-DPT0594	Stake 02	11/06/2018	1355	43'	None	Gray	
LC34-DPT0594	Stake 02	11/06/2018	1410	48'	None	Gray	
LC34-DPT0594	Stake 02	11/06/2018	1435	53'	None	Gray	
LC34-DPT0594	Stake 02	11/06/2018	1455	58'	None	Gray	
LC34-DPT0594	Stake 02	11/06/2018	1520	63'	None	Gray	
LC34-DPT0594	Stake 02	11/07/2018	0835	68'	None	Gray	
LC34-DPT0594	Stake 02	11/07/2018	0900	73'	None	Gray	
LC34-DPT0594	Stake 02	11/07/2018	0925	78'	None	Gray	
LC34-DPT0594	Stake 02	11/07/2018	0955	83'	None	Gray	

SAMPLE COLLECTION INFORMATION

Analysis	Preservative	Container Requirements	Collected
SW-846 8260B VOCs	None	Two (2) - 40 mL vials delivered to Mobile Lab	X

OBSERVATIONS / NOTES

All intervals purged a minimum of five (5) screen volumes (1.5 L) prior to sample collection.
Hand auger five feet to clear utilities
Borehole abandoned via pressure grouting through boring rods
Rig, Rods, and associated tooling decon'd with pressurized steam

Circle if Applicable:

MS/MSD	Duplicate ID No.:



Tetra Tech, Inc.

DPT GROUNDWATER SAMPLE LOG SHEET

Project Site Name: KSC-LC34
Project No.: 112G08069
Date: 11/07/2018 and 11/08/18

Sample ID: LC34-DPT0595
Location: Stake 03
Sampled By: C. Sorden

DPT SAMPLING DATA

LOCATION ID	LOCATION	DATE	TIME	DEPTH	ODOR	COLOR	COMMENTS
LC34-DPT0595	Stake 03	11/07/2018	1235	08'	None	Clear Gray	
LC34-DPT0595	Stake 03	11/07/2018	1245	13'	None	Gray	
LC34-DPT0595	Stake 03	11/07/2018	1255	18'	None	Gray	
LC34-DPT0595	Stake 03	11/07/2018	1305	23'	None	Gray	
LC34-DPT0595	Stake 03	11/07/2018	1320	28'	None	Gray	
LC34-DPT0595	Stake 03	11/07/2018	1345	33'	None	Gray	
LC34-DPT0595	Stake 03	11/07/2018	1405	38'	None	Gray	
LC34-DPT0595	Stake 03	11/07/2018	1425	43'	None	Gray	
LC34-DPT0595	Stake 03	11/07/2018	1440	48'	None	Gray	
LC34-DPT0595	Stake 03	11/07/2018	1500	53'	None	Gray	
LC34-DPT0595	Stake 03	11/07/2018	1520	58'	None	Gray	
LC34-DPT0595	Stake 03	11/07/2018	1545	63'	None	Gray	
LC34-DPT0595	Stake 03	11/07/2018	1630	68'	None	Gray	
LC34-DPT0595	Stake 03	11/07/2018	1655	73'	None	Gray	
LC34-DPT0595	Stake 03	11/07/2018	1720	78'	None	Gray	
LC34-DPT0595	Stake 03	11/08/2018	1720	83'	None	Gray	

SAMPLE COLLECTION INFORMATION

Analysis	Preservative	Container Requirements	Collected
SW-846 8260B VOCs	None	Two (2) - 40 mL vials delivered to Mobile Lab	X

OBSERVATIONS / NOTES

All intervals purged a minimum of five (5) screen volumes (1.5 L) prior to sample collection.
Hand auger five feet to clear utilities
Borehole abandoned via pressure grouting through boring rods
Rig, Rods, and associated tooling decon'd with pressurized steam

Circle if Applicable:

MS/MSD	Duplicate ID No.:



Tetra Tech, Inc.

DPT GROUNDWATER SAMPLE LOG SHEET

Project Site Name: KSC-LC34
Project No.: 112G08069
Date: 11/08/2018

Sample ID: LC34-DPT0596
Location: Stake 04
Sampled By: C. Sorden

DPT SAMPLING DATA

LOCATION ID	LOCATION	DATE	TIME	DEPTH	ODOR	COLOR	COMMENTS
LC34-DPT0596	Stake 04	11/08/2018	1010	08'	None	Clear Gray	
LC34-DPT0596	Stake 04	11/08/2018	1020	13'	None	Clear Gray	
LC34-DPT0596	Stake 04	11/08/2018	1030	18'	None	Clear Gray	
LC34-DPT0596	Stake 04	11/08/2018	1040	23'	None	Gray	
LC34-DPT0596	Stake 04	11/08/2018	1050	28'	None	Gray	
LC34-DPT0596	Stake 04	11/08/2018	1105	33'	None	Gray	
LC34-DPT0596	Stake 04	11/08/2018	1120	38'	None	Gray	
LC34-DPT0596	Stake 04	11/08/2018	1135	43'	None	Gray	
LC34-DPT0596	Stake 04	11/08/2018	1230	48'	None	Gray	
LC34-DPT0596	Stake 04	11/08/2018	1250	53'	None	Gray	
LC34-DPT0596	Stake 04	11/08/2018	1310	58'	None	Gray	
LC34-DPT0596	Stake 04	11/08/2018	1335	63'	None	Gray	
LC34-DPT0596	Stake 04	11/08/2018	1435	68'	None	Gray	
LC34-DPT0596	Stake 04	11/08/2018	1500	73'	None	Gray	
LC34-DPT0596	Stake 04	11/08/2018	1525	78'	None	Gray	
LC34-DPT0596	Stake 04	11/08/2018	1550	83'	None	Gray	

SAMPLE COLLECTION INFORMATION

Analysis	Preservative	Container Requirements	Collected
SW-846 8260B VOCs	None	Two (2) - 40 mL vials delivered to Mobile Lab	X

OBSERVATIONS / NOTES

All intervals purged a minimum of five (5) screen volumes (1.5 L) prior to sample collection.
Hand auger five feet to clear utilities
Borehole abandoned via pressure grouting through boring rods
Rig, Rods, and associated tooling decon'd with pressurized steam

Circle if Applicable:

MS/MSD	Duplicate ID No.:



Tetra Tech, Inc.

DPT GROUNDWATER SAMPLE LOG SHEET

Project Site Name: KSC-LC34
Project No.: 112G08069
Date: 11/09/2018

Sample ID: LC34-DPT0597
Location: Stake 05
Sampled By: C. Sorden

DPT SAMPLING DATA

LOCATION ID	LOCATION	DATE	TIME	DEPTH	ODOR	COLOR	COMMENTS
LC34-DPT0597	Stake 05	11/09/2018	0755	08'	None	Clear Gray	
LC34-DPT0597	Stake 05	11/09/2018	0805	13'	None	Gray	
LC34-DPT0597	Stake 05	11/09/2018	0815	18'	None	Gray	
LC34-DPT0597	Stake 05	11/09/2018	0825	23'	None	Gray	
LC34-DPT0597	Stake 05	11/09/2018	0835	28'	None	Gray	
LC34-DPT0597	Stake 05	11/09/2018	0850	33'	None	Gray	
LC34-DPT0597	Stake 05	11/09/2018	0905	38'	None	Gray	
LC34-DPT0597	Stake 05	11/09/2018	0920	43'	None	Gray	
LC34-DPT0597	Stake 05	11/09/2018	0940	48'	None	Gray	
LC34-DPT0597	Stake 05	11/09/2018	1000	53'	None	Gray	
LC34-DPT0597	Stake 05	11/09/2018	1020	58'	None	Gray	
LC34-DPT0597	Stake 05	11/09/2018	1045	63'	None	Gray	
LC34-DPT0597	Stake 05	11/09/2018	1335	68'	None	Gray	
LC34-DPT0597	Stake 05	11/09/2018	1400	73'	None	Gray	
LC34-DPT0597	Stake 05	11/09/2018	1425	78'	None	Gray	
LC34-DPT0597	Stake 05	11/09/2018	1445	83'	None	Gray	

SAMPLE COLLECTION INFORMATION

Analysis	Preservative	Container Requirements	Collected
SW-846 8260B VOCs	None	Two (2) - 40 mL vials delivered to Mobile Lab	X

OBSERVATIONS / NOTES

All intervals purged a minimum of five (5) screen volumes (1.5 L) prior to sample collection.
Hand auger five feet to clear utilities
Borehole abandoned via pressure grouting through boring rods
Rig, Rods, and associated tooling decon'd with pressurized steam

Circle if Applicable:

MS/MSD	Duplicate ID No.:



Tetra Tech, Inc.

DPT GROUNDWATER SAMPLE LOG SHEET

Project Site Name: KSC-LC34
Project No.: 112G08069
Date: 11/12/2018

Sample ID: LC34-DPT0598
Location: Stake 06
Sampled By: C. Sorden

DPT SAMPLING DATA

LOCATION ID	LOCATION	DATE	TIME	DEPTH	ODOR	COLOR	COMMENTS
LC34-DPT0598	Stake 06	11/12/2018	1030	08'	None	Clear Gray	
LC34-DPT0598	Stake 06	11/12/2018	1040	13'	None	Gray	
LC34-DPT0598	Stake 06	11/12/2018	1050	18'	None	Gray	
LC34-DPT0598	Stake 06	11/12/2018	1105	23'	None	Gray	
LC34-DPT0598	Stake 06	11/12/2018	1120	28'	None	Gray	
LC34-DPT0598	Stake 06	11/12/2018	1150	33'	None	Gray	
LC34-DPT0598	Stake 06	11/12/2018	1210	38'	None	Gray	
LC34-DPT0598	Stake 06	11/12/2018	1225	43'	None	Gray	
LC34-DPT0598	Stake 06	11/12/2018	1245	48'	None	Gray	
LC34-DPT0598	Stake 06	11/12/2018	1305	53'	None	Gray	
LC34-DPT0598	Stake 06	11/12/2018	1325	58'	None	Gray	
LC34-DPT0598	Stake 06	11/12/2018	1415	63'	None	Gray	
LC34-DPT0598	Stake 06	11/12/2018	1440	68'	None	Gray	
LC34-DPT0598	Stake 06	11/12/2018	1510	73'	None	Gray	
LC34-DPT0598	Stake 06	11/12/2018	1540	78'	None	Gray	
LC34-DPT0598	Stake 06	11/12/2018	1620	83'	None	Gray	

SAMPLE COLLECTION INFORMATION

Analysis	Preservative	Container Requirements	Collected
SW-846 8260B VOCs	None	Two (2) - 40 mL vials delivered to Mobile Lab	X

OBSERVATIONS / NOTES

All intervals purged a minimum of five (5) screen volumes (1.5 L) prior to sample collection.
Hand auger five feet to clear utilities
Borehole abandoned via pressure grouting through boring rods
Rig, Rods, and associated tooling decon'd with pressurized steam

Circle if Applicable:

MS/MSD	Duplicate ID No.:



Tetra Tech, Inc.

DPT GROUNDWATER SAMPLE LOG SHEET

Project Site Name: KSC-LC34
Project No.: 112G08069
Date: 11/13/2018

Sample ID: LC34-DPT0599
Location: Stake 07
Sampled By: C. Sorden

DPT SAMPLING DATA

LOCATION ID	LOCATION	DATE	TIME	DEPTH	ODOR	COLOR	COMMENTS
LC34-DPT0599	Stake 07	11/13/2018	0910	08'	None	Clear Gray	
LC34-DPT0599	Stake 07	11/13/2018	0920	13'	None	Gray	
LC34-DPT0599	Stake 07	11/13/2018	0930	18'	None	Gray	
LC34-DPT0599	Stake 07	11/13/2018	0940	23'	None	Gray	
LC34-DPT0599	Stake 07	11/13/2018	0950	28'	None	Gray	
LC34-DPT0599	Stake 07	11/13/2018	1005	33'	None	Gray	
LC34-DPT0599	Stake 07	11/13/2018	1020	38'	None	Gray	
LC34-DPT0599	Stake 07	11/13/2018	1035	43'	None	Gray	
LC34-DPT0599	Stake 07	11/13/2018	1055	48'	None	Gray	
LC34-DPT0599	Stake 07	11/13/2018	1120	53'	None	Gray	
LC34-DPT0599	Stake 07	11/13/2018	1140	58'	None	Gray	
LC34-DPT0599	Stake 07	11/13/2018	1205	63'	None	Gray	
LC34-DPT0599	Stake 07	11/13/2018	1300	68'	None	Gray	
LC34-DPT0599	Stake 07	11/13/2018	1335	73'	None	Gray	
LC34-DPT0599	Stake 07	11/13/2018	1405	78'	None	Gray	
LC34-DPT0599	Stake 07	11/13/2018	1440	83'	None	Gray	
LC34-DPT0599	Stake 07	11/13/2018	1540	88'	None	Gray	
LC34-DPT0599	Stake 07	11/13/2018	1610	93'	None	Gray	
LC34-DPT0599	Stake 07	11/13/2018	1640	98'	None	Gray	

SAMPLE COLLECTION INFORMATION

Analysis	Preservative	Container Requirements	Collected
SW-846 8260B VOCs	None	Two (2) - 40 mL vials delivered to Mobile Lab	X

OBSERVATIONS / NOTES

All intervals purged a minimum of five (5) screen volumes (1.5 L) prior to sample collection.
Hand auger five feet to clear utilities
Borehole abandoned via pressure grouting through boring rods
Rig, Rods, and associated tooling decon'd with pressurized steam

Circle if Applicable:

MS/MSD	Duplicate ID No.:



Tetra Tech, Inc.

DPT GROUNDWATER SAMPLE LOG SHEET

Project Site Name: KSC-LC34
Project No.: 112G08069
Date: 11/14/2018

Sample ID: LC34-DPT0600
Location: Stake 08
Sampled By: C. Sorden

DPT SAMPLING DATA

LOCATION ID	LOCATION	DATE	TIME	DEPTH	ODOR	COLOR	COMMENTS
LC34-DPT0600	Stake 08	11/14/2018	0910	08'	None	Brown	
LC34-DPT0600	Stake 08	11/14/2018	0920	13'	None	Gray	
LC34-DPT0600	Stake 08	11/14/2018	0930	18'	None	Gray	
LC34-DPT0600	Stake 08	11/14/2018	0940	23'	None	Gray	
LC34-DPT0600	Stake 08	11/14/2018	0950	28'	None	Gray	
LC34-DPT0600	Stake 08	11/14/2018	1005	33'	None	Gray	
LC34-DPT0600	Stake 08	11/14/2018	1020	38'	None	Gray	
LC34-DPT0600	Stake 08	11/14/2018	1035	43'	None	Gray	
LC34-DPT0600	Stake 08	11/14/2018	1100	48'	None	Gray	
LC34-DPT0600	Stake 08	11/14/2018	1120	53'	None	Gray	
LC34-DPT0600	Stake 08	11/14/2018	1140	58'	None	Gray	
LC34-DPT0600	Stake 08	11/14/2018	1205	63'	None	Gray	
LC34-DPT0600	Stake 08	11/14/2018	1305	68'	None	Gray	
LC34-DPT0600	Stake 08	11/14/2018	1335	73'	None	Gray	
LC34-DPT0600	Stake 08	11/14/2018	1400	78'	None	Gray	
LC34-DPT0600	Stake 08	11/14/2018	1430	83'	None	Gray	
LC34-DPT0600	Stake 08	11/14/2018	1505	88'	None	Gray	
LC34-DPT0600	Stake 08	11/14/2018	1535	93'	None	Gray	
LC34-DPT0600	Stake 08	11/14/2018	1605	98'	None	Gray	

SAMPLE COLLECTION INFORMATION

Analysis	Preservative	Container Requirements	Collected
SW-846 8260B VOCs	None	Two (2) - 40 mL vials delivered to Mobile Lab	X

OBSERVATIONS / NOTES

All intervals purged a minimum of five (5) screen volumes (1.5 L) prior to sample collection.
Hand auger five feet to clear utilities
Borehole abandoned via pressure grouting through boring rods
Rig, Rods, and associated tooling decon'd with pressurized steam

Circle if Applicable:

MS/MSD	Duplicate ID No.:



Tetra Tech, Inc.

DPT GROUNDWATER SAMPLE LOG SHEET

Project Site Name: KSC-LC34
Project No.: 112G08069
Date: 11/16/2018

Sample ID: LC34-DPT0601
Location: Stake 09
Sampled By: C. Sorden

DPT SAMPLING DATA

LOCATION ID	LOCATION	DATE	TIME	DEPTH	ODOR	COLOR	COMMENTS
LC34-DPT0601	Stake 09	11/16/2018	0800	08'	None	Clear Gray	
LC34-DPT0601	Stake 09	11/16/2018	0810	13'	None	Clear Gray	
LC34-DPT0601	Stake 09	11/16/2018	0820	18'	None	Clear Gray	
LC34-DPT0601	Stake 09	11/16/2018	0830	23'	None	Gray	
LC34-DPT0601	Stake 09	11/16/2018	0840	28'	None	Gray	
LC34-DPT0601	Stake 09	11/16/2018	0855	33'	None	Gray	
LC34-DPT0601	Stake 09	11/16/2018	0910	38'	None	Gray	
LC34-DPT0601	Stake 09	11/16/2018	0925	43'	None	Gray	
LC34-DPT0601	Stake 09	11/16/2018	0940	48'	None	Gray	
LC34-DPT0601	Stake 09	11/16/2018	0955	53'	None	Gray	
LC34-DPT0601	Stake 09	11/16/2018	1020	58'	None	Gray	
LC34-DPT0601	Stake 09	11/16/2018	1045	63'	None	Gray	
LC34-DPT0601	Stake 09	11/16/2018	1110	68'	None	Gray	
LC34-DPT0601	Stake 09	11/16/2018	1140	73'	None	Gray	
LC34-DPT0601	Stake 09	11/16/2018	1210	78'	None	Gray	
LC34-DPT0601	Stake 09	11/16/2018	1235	83'	None	Gray	
LC34-DPT0601	Stake 09	11/16/2018	1315	88'	None	Gray	
LC34-DPT0601	Stake 09	11/16/2018	1345	93'	None	Gray	
LC34-DPT0601	Stake 09	11/16/2018	1420	98'	None	Gray	

SAMPLE COLLECTION INFORMATION

Analysis	Preservative	Container Requirements	Collected
SW-846 8260B VOCs	None	Two (2) - 40 mL vials delivered to Mobile Lab	X

OBSERVATIONS / NOTES

All intervals purged a minimum of five (5) screen volumes (1.5 L) prior to sample collection.
Hand auger five feet to clear utilities
Borehole abandoned via pressure grouting through boring rods
Rig, Rods, and associated tooling decon'd with pressurized steam

Circle if Applicable:

MS/MSD	Duplicate ID No.:



Tetra Tech, Inc.

DPT GROUNDWATER SAMPLE LOG SHEET

Project Site Name: KSC-LC34
Project No.: 112G08069
Date: 11/19/2018

Sample ID: LC34-DPT0670
Location: Stake 21
Sampled By: C. Sorden

DPT SAMPLING DATA

LOCATION ID	LOCATION	DATE	TIME	DEPTH	ODOR	COLOR	COMMENTS
LC34-DPT0670	Stake 21	11/19/2018	0925	08'	None	Clear Brn	
LC34-DPT0670	Stake 21	11/19/2018	0935	13'	None	Gray	
LC34-DPT0670	Stake 21	11/19/2018	0945	18'	None	Gray	
LC34-DPT0670	Stake 21	11/19/2018	0955	23'	None	Gray	
LC34-DPT0670	Stake 21	11/19/2018	1005	28'	None	Gray	
LC34-DPT0670	Stake 21	11/19/2018	1020	33'	None	Gray	
LC34-DPT0670	Stake 21	11/19/2018	1035	38'	None	Gray	
LC34-DPT0670	Stake 21	11/19/2018	1050	43'	None	Gray	
LC34-DPT0670	Stake 21	11/19/2018	1110	48'	None	Gray	
LC34-DPT0670	Stake 21	11/19/2018	1130	53'	None	Gray	
LC34-DPT0670	Stake 21	11/19/2018	1150	58'	None	Gray	
LC34-DPT0670	Stake 21	11/19/2018	1255	63'	None	Gray	
LC34-DPT0670	Stake 21	11/19/2018	1320	68'	None	Gray	
LC34-DPT0670	Stake 21	11/19/2018	1345	73'	None	Gray	
LC34-DPT0670	Stake 21	11/19/2018	1410	78'	None	Gray	
LC34-DPT0670	Stake 21	11/19/2018	1435	83'	None	Gray	
LC34-DPT0670	Stake 21	11/19/2018	1505	88'	None	Gray	
LC34-DPT0670	Stake 21	11/19/2018	1535	93'	None	Gray	
LC34-DPT0670	Stake 21	11/19/2018	1610	98'	None	Gray	

SAMPLE COLLECTION INFORMATION

Analysis	Preservative	Container Requirements	Collected
SW-846 8260B VOCs	None	Two (2) - 40 mL vials delivered to Mobile Lab	X

OBSERVATIONS / NOTES

All intervals purged a minimum of five (5) screen volumes (1.5 L) prior to sample collection.
Hand auger five feet to clear utilities
Borehole abandoned via pressure grouting through boring rods
Rig, Rods, and associated tooling decon'd with pressurized steam

Circle if Applicable:

MS/MSD	Duplicate ID No.:



Tetra Tech, Inc.

DPT GROUNDWATER SAMPLE LOG SHEET

Project Site Name: KSC-LC34
Project No.: 112G08069
Date: 11/20/2018

Sample ID: LC34-DPT0671
Location: Stake 21
Sampled By: C. Sorden

DPT SAMPLING DATA

LOCATION ID	LOCATION	DATE	TIME	DEPTH	ODOR	COLOR	COMMENTS
LC34-DPT0671	Stake 21	11/20/2018	0800	08'	None	Gray	
LC34-DPT0671	Stake 21	11/20/2018	0810	13'	None	Gray	
LC34-DPT0671	Stake 21	11/20/2018	0820	18'	None	Gray	
LC34-DPT0671	Stake 21	11/20/2018	0830	23'	None	Gray	
LC34-DPT0671	Stake 21	11/20/2018	0845	28'	None	Gray	
LC34-DPT0671	Stake 21	11/20/2018	0900	33'	None	Gray	
LC34-DPT0671	Stake 21	11/20/2018	0915	38'	None	Gray	
LC34-DPT0671	Stake 21	11/20/2018	0930	43'	None	Gray	
LC34-DPT0671	Stake 21	11/20/2018	0950	48'	None	Gray	
LC34-DPT0671	Stake 21	11/20/2018	1015	53'	None	Gray	
LC34-DPT0671	Stake 21	11/20/2018	1040	58'	None	Gray	
LC34-DPT0671	Stake 21	11/20/2018	1105	63'	None	Gray	
LC34-DPT0671	Stake 21	11/20/2018	1135	68'	None	Gray	
LC34-DPT0671	Stake 21	11/20/2018	1310	73'	None	Gray	
LC34-DPT0671	Stake 21	11/20/2018	1405	78'	TCE	Gray	
LC34-DPT0671	Stake 21	11/20/2018	1440	83'	None	Gray	
LC34-DPT0671	Stake 21	11/20/2018	1515	88'	None	Gray	
LC34-DPT0671	Stake 21	11/20/2018	1550	93'	None	Gray	
LC34-DPT0671	Stake 21	11/20/2018	1620	98'	None	Gray	

SAMPLE COLLECTION INFORMATION

Analysis	Preservative	Container Requirements	Collected
SW-846 8260B VOCs	None	Two (2) - 40 mL vials delivered to Mobile Lab	X

OBSERVATIONS / NOTES

All intervals purged a minimum of five (5) screen volumes (1.5 L) prior to sample collection.
Hand auger five feet to clear utilities
Borehole abandoned via pressure grouting through boring rods
Rig, Rods, and associated tooling decon'd with pressurized steam

Circle if Applicable:

MS/MSD	Duplicate ID No.:



Tetra Tech, Inc.

DPT GROUNDWATER SAMPLE LOG SHEET

Project Site Name: KSC-LC34
Project No.: 112G08069
Date: 11/21/2018

Sample ID: LC34-DPT0650
Location: Stake 26
Sampled By: C. Sorden

DPT SAMPLING DATA

LOCATION ID	LOCATION	DATE	TIME	DEPTH	ODOR	COLOR	COMMENTS
LC34-DPT0650	Stake 26	11/21/2018	1040	58'	None	Gray	
LC34-DPT0650	Stake 26	11/21/2018	1020	63'	None	Gray	
LC34-DPT0650	Stake 26	11/21/2018	1000	68'	None	Gray	
LC34-DPT0650	Stake 26	11/21/2018	0940	73'	None	Gray	
LC34-DPT0650	Stake 26	11/21/2018	0920	78'	None	Gray	
LC34-DPT0650	Stake 26	11/21/2018	0900	83'	None	Gray	
LC34-DPT0650	Stake 26	11/21/2018	0840	88'	None	Gray	
LC34-DPT0650	Stake 26	11/21/2018	0820	93'	None	Gray	
LC34-DPT0650	Stake 26	11/21/2018	0800	98'	None	Gray	

SAMPLE COLLECTION INFORMATION

Analysis	Preservative	Container Requirements	Collected
SW-846 8260B VOCs	None	Two (2) - 40 mL vials delivered to Mobile Lab	X

OBSERVATIONS / NOTES

All intervals purged a minimum of five (5) screen volumes (1.5 L) prior to sample collection.
Hand auger five feet to clear utilities
Borehole abandoned via pressure grouting through boring rods
Rig, Rods, and associated tooling decon'd with pressurized steam

Circle if Applicable:

MS/MSD	Duplicate ID No.:



Tetra Tech, Inc.

DPT GROUNDWATER SAMPLE LOG SHEET

Project Site Name: KSC-LC34
Project No.: 112G08069
Date: 12/10/2018 and 12/11/2018

Sample ID: LC34-DPT0672
Location: Stake J
Sampled By: C. Sorden

DPT SAMPLING DATA

LOCATION ID	LOCATION	DATE	TIME	DEPTH	ODOR	COLOR	COMMENTS
LC34-DPT0672	Stake J	12/10/2018	1135	08'	None	Gray	
LC34-DPT0672	Stake J	12/10/2018	1145	13'	None	Gray	
LC34-DPT0672	Stake J	12/10/2018	1155	18'	None	Gray	
LC34-DPT0672	Stake J	12/10/2018	1210	23'	None	Gray	
LC34-DPT0672	Stake J	12/10/2018	1300	28'	None	Gray	
LC34-DPT0672	Stake J	12/10/2018	1315	33'	None	Gray	
LC34-DPT0672	Stake J	12/10/2018	1330	38'	None	Gray	
LC34-DPT0672	Stake J	12/10/2018	1400	43'	None	Gray	
LC34-DPT0672	Stake J	12/10/2018	1420	48'	None	Gray	
LC34-DPT0672	Stake J	12/10/2018	1435	53'	None	Gray	
LC34-DPT0672	Stake J	12/10/2018	1505	58'	None	Gray	
LC34-DPT0672	Stake J	12/10/2018	1530	63'	None	Gray	
LC34-DPT0672	Stake J	12/10/2018	1555	68'	None	Gray	
LC34-DPT0672	Stake J	12/10/2018	1615	73'	None	Gray	
LC34-DPT0672	Stake J	12/10/2018	1640	78'	None	Gray	
LC34-DPT0672	Stake J	12/10/2018	1710	83'	None	Gray	
LC34-DPT0672	Stake J	12/11/2018	0800	88'	None	Gray	
LC34-DPT0672	Stake J	12/11/2018	0840	93'	None	Gray	
LC34-DPT0672	Stake J	12/11/2018	0925	98'	None	Gray	

SAMPLE COLLECTION INFORMATION

Analysis	Preservative	Container Requirements	Collected
SW-846 8260B VOCs	None	Two (2) - 40 mL vials delivered to Mobile Lab	X

OBSERVATIONS / NOTES

All intervals purged a minimum of five (5) screen volumes (1.5 L) prior to sample collection.
Hand auger five feet to clear utilities
Borehole abandoned via pressure grouting through boring rods
Rig, Rods, and associated tooling decon'd with pressurized steam

Circle if Applicable:

MS/MSD	Duplicate ID No.:



Tetra Tech, Inc.

DPT GROUNDWATER SAMPLE LOG SHEET

Project Site Name: KSC-LC34
Project No.: 112G08069
Date: 12/11/2018 and 12/12/2018

Sample ID: LC34-DPT0673
Location: Stake H
Sampled By: C. Sorden

DPT SAMPLING DATA

LOCATION ID	LOCATION	DATE	TIME	DEPTH	ODOR	COLOR	COMMENTS
LC34-DPT0673	Stake H	12/11/2018	1120	08'	None	Gray	
LC34-DPT0673	Stake H	12/11/2018	1130	13'	None	Gray	
LC34-DPT0673	Stake H	12/11/2018	1140	18'	None	Gray	
LC34-DPT0673	Stake H	12/11/2018	1155	23'	None	Gray	
LC34-DPT0673	Stake H	12/11/2018	1245	28'	None	Gray	
LC34-DPT0673	Stake H	12/11/2018	1300	33'	None	Gray	
LC34-DPT0673	Stake H	12/11/2018	1315	38'	None	Gray	
LC34-DPT0673	Stake H	12/11/2018	1330	43'	None	Gray	
LC34-DPT0673	Stake H	12/11/2018	1350	48'	None	Gray	
LC34-DPT0673	Stake H	12/11/2018	1410	53'	None	Gray	
LC34-DPT0673	Stake H	12/11/2018	1435	58'	None	Gray	
LC34-DPT0673	Stake H	12/11/2018	1500	63'	None	Gray	
LC34-DPT0673	Stake H	12/11/2018	1525	68'	None	Gray	
LC34-DPT0673	Stake H	12/11/2018	1550	73'	None	Gray	
LC34-DPT0673	Stake H	12/11/2018	1615	78'	None	Gray	
LC34-DPT0673	Stake H	12/11/2018	1645	83'	None	Gray	
LC34-DPT0673	Stake H	12/11/2018	1720	88'	None	Gray	
LC34-DPT0673	Stake H	12/12/2018	0820	93'	None	Gray	
LC34-DPT0673	Stake H	12/12/2018	0850	98'	None	Gray	

SAMPLE COLLECTION INFORMATION

Analysis	Preservative	Container Requirements	Collected
SW-846 8260B VOCs	None	Two (2) - 40 mL vials delivered to Mobile Lab	X

OBSERVATIONS / NOTES

All intervals purged a minimum of five (5) screen volumes (1.5 L) prior to sample collection.
Hand auger five feet to clear utilities
Borehole abandoned via pressure grouting through boring rods
Rig, Rods, and associated tooling decon'd with pressurized steam

Circle if Applicable:

MS/MSD	Duplicate ID No.:



Tetra Tech, Inc.

DPT GROUNDWATER SAMPLE LOG SHEET

Project Site Name: KSC-LC34
Project No.: 112G08069
Date: 12/12/2018

Sample ID: LC34-DPT0674
Location: Stake P
Sampled By: C. Sorden

DPT SAMPLING DATA

LOCATION ID	LOCATION	DATE	TIME	DEPTH	ODOR	COLOR	COMMENTS
LC34-DPT0674	Stake P	12/12/2018	1045	08'	None	Gray	
LC34-DPT0674	Stake P	12/12/2018	1055	13'	None	Gray	
LC34-DPT0674	Stake P	12/12/2018	1105	18'	None	Gray	
LC34-DPT0674	Stake P	12/12/2018	1115	23'	None	Gray	
LC34-DPT0674	Stake P	12/12/2018	1145	28'	None	Gray	
LC34-DPT0674	Stake P	12/12/2018	1200	33'	None	Gray	
LC34-DPT0674	Stake P	12/12/2018	1240	38'	None	Gray	
LC34-DPT0674	Stake P	12/12/2018	1300	43'	None	Gray	
LC34-DPT0674	Stake P	12/12/2018	1320	48'	None	Gray	
LC34-DPT0674	Stake P	12/12/2018	1345	53'	None	Gray	
LC34-DPT0674	Stake P	12/12/2018	1410	58'	None	Gray	
LC34-DPT0674	Stake P	12/12/2018	1440	63'	None	Gray	
LC34-DPT0674	Stake P	12/12/2018	1505	68'	None	Gray	
LC34-DPT0674	Stake P	12/12/2018	1530	73'	None	Gray	
LC34-DPT0674	Stake P	12/12/2018	1600	78'	None	Gray	
LC34-DPT0674	Stake P	12/12/2018	1625	83'	None	Gray	
LC34-DPT0674	Stake P	12/12/2018	1700	88'	None	Gray	
LC34-DPT0674	Stake P	12/12/2018	1730	93'	None	Gray	
LC34-DPT0674	Stake P	12/12/2018	1620	98'	None	Gray	

SAMPLE COLLECTION INFORMATION

Analysis	Preservative	Container Requirements	Collected
SW-846 8260B VOCs	None	Two (2) - 40 mL vials delivered to Mobile Lab	X

OBSERVATIONS / NOTES

All intervals purged a minimum of five (5) screen volumes (1.5 L) prior to sample collection.
Hand auger five feet to clear utilities
Borehole abandoned via pressure grouting through boring rods
Rig, Rods, and associated tooling decon'd with pressurized steam

Circle if Applicable:

MS/MSD	Duplicate ID No.:



Tetra Tech, Inc.

DPT GROUNDWATER SAMPLE LOG SHEET

Project Site Name: KSC-LC34
Project No.: 112G08069
Date: 12/13/2018

Sample ID: LC34-DPT0675
Location: Stake D
Sampled By: C. Sorden

DPT SAMPLING DATA

LOCATION ID	LOCATION	DATE	TIME	DEPTH	ODOR	COLOR	COMMENTS
LC34-DPT0675	Stake D	12/13/2018	0920	08'	None	Gray	
LC34-DPT0675	Stake D	12/13/2018	0930	13'	None	Gray	
LC34-DPT0675	Stake D	12/13/2018	0940	18'	None	Gray	
LC34-DPT0675	Stake D	12/13/2018	0950	23'	None	Gray	
LC34-DPT0675	Stake D	12/13/2018	1005	28'	None	Gray	
LC34-DPT0675	Stake D	12/13/2018	1020	33'	None	Gray	
LC34-DPT0675	Stake D	12/13/2018	1035	38'	None	Gray	
LC34-DPT0675	Stake D	12/13/2018	1050	43'	None	Gray	
LC34-DPT0675	Stake D	12/13/2018	1105	48'	None	Gray	
LC34-DPT0675	Stake D	12/13/2018	1130	53'	None	Gray	
LC34-DPT0675	Stake D	12/13/2018	1230	58'	None	Gray	
LC34-DPT0675	Stake D	12/13/2018	1255	63'	None	Gray	
LC34-DPT0675	Stake D	12/13/2018	1330	68'	None	Gray	
LC34-DPT0675	Stake D	12/13/2018	1355	73'	None	Gray	
LC34-DPT0675	Stake D	12/13/2018	1420	78'	None	Gray	
LC34-DPT0675	Stake D	12/13/2018	1450	83'	None	Gray	
LC34-DPT0675	Stake D	12/13/2018	1525	88'	None	Gray	
LC34-DPT0675	Stake D	12/13/2018	1600	93'	None	Gray	
LC34-DPT0675	Stake D	12/13/2018	1635	98'	None	Gray	

SAMPLE COLLECTION INFORMATION

Analysis	Preservative	Container Requirements	Collected
SW-846 8260B VOCs	None	Two (2) - 40 mL vials delivered to Mobile Lab	X

OBSERVATIONS / NOTES

All intervals purged a minimum of five (5) screen volumes (1.5 L) prior to sample collection.
Hand auger five feet to clear utilities
Borehole abandoned via pressure grouting through boring rods
Rig, Rods, and associated tooling decon'd with pressurized steam

Circle if Applicable:

MS/MSD	Duplicate ID No.:



Tetra Tech, Inc.

DPT GROUNDWATER SAMPLE LOG SHEET

Project Site Name: KSC-LC34
Project No.: 112G08069
Date: 12/14/2018

Sample ID: LC34-DPT0676
Location: Stake A
Sampled By: C. Sorden

DPT SAMPLING DATA

LOCATION ID	LOCATION	DATE	TIME	DEPTH	ODOR	COLOR	COMMENTS
LC34-DPT0676	Stake A	12/14/2018	0810	08'	None	Gray	
LC34-DPT0676	Stake A	12/14/2018	0820	13'	None	Gray	
LC34-DPT0676	Stake A	12/14/2018	0830	18'	None	Gray	
LC34-DPT0676	Stake A	12/14/2018	0840	23'	None	Gray	
LC34-DPT0676	Stake A	12/14/2018	0850	28'	None	Gray	
LC34-DPT0676	Stake A	12/14/2018	0910	33'	None	Gray	
LC34-DPT0676	Stake A	12/14/2018	925	38'	None	Gray	
LC34-DPT0676	Stake A	12/14/2018	0940	43'	None	Gray	
LC34-DPT0676	Stake A	12/14/2018	1000	48'	None	Gray	
LC34-DPT0676	Stake A	12/14/2018	1020	53'	None	Gray	
LC34-DPT0676	Stake A	12/14/2018	1045	58'	None	Gray	
LC34-DPT0676	Stake A	12/14/2018	1110	63'	None	Gray	
LC34-DPT0676	Stake A	12/14/2018	1140	68'	None	Gray	
LC34-DPT0676	Stake A	12/14/2018	1205	73'	None	Gray	
LC34-DPT0676	Stake A	12/14/2018	1235	78'	None	Gray	
LC34-DPT0676	Stake A	12/14/2018	1305	83'	None	Gray	
LC34-DPT0676	Stake A	12/14/2018	1330	88'	None	Gray	
LC34-DPT0676	Stake A	12/14/2018	1400	93'	None	Gray	
LC34-DPT0676	Stake A	12/14/2018	1430	98'	None	Gray	

SAMPLE COLLECTION INFORMATION

Analysis	Preservative	Container Requirements	Collected
SW-846 8260B VOCs	None	Two (2) - 40 mL vials delivered to Mobile Lab	X

OBSERVATIONS / NOTES

All intervals purged a minimum of five (5) screen volumes (1.5 L) prior to sample collection.
Hand auger five feet to clear utilities
Borehole abandoned via pressure grouting through boring rods
Rig, Rods, and associated tooling decon'd with pressurized steam

Circle if Applicable:

MS/MSD	Duplicate ID No.:



Tetra Tech, Inc.

DPT GROUNDWATER SAMPLE LOG SHEET

Project Site Name: KSC-LC34
Project No.: 112G08069
Date: 12/17/2018

Sample ID: LC34-DPT0677
Location: Stake B
Sampled By: C. Sorden

DPT SAMPLING DATA

LOCATION ID	LOCATION	DATE	TIME	DEPTH	ODOR	COLOR	COMMENTS
LC34-DPT0677	Stake B	12/17/2018	1000	08'	None	Gray	
LC34-DPT0677	Stake B	12/17/2018	1010	13'	None	Gray	
LC34-DPT0677	Stake B	12/17/2018	1020	18'	None	Gray	
LC34-DPT0677	Stake B	12/17/2018	1030	23'	None	Gray	
LC34-DPT0677	Stake B	12/17/2018	1040	28'	None	Gray	
LC34-DPT0677	Stake B	12/17/2018	1055	33'	None	Gray	
LC34-DPT0677	Stake B	12/17/2018	1110	38'	None	Gray	
LC34-DPT0677	Stake B	12/17/2018	1125	43'	None	Gray	
LC34-DPT0677	Stake B	12/17/2018	1215	48'	None	Gray	
LC34-DPT0677	Stake B	12/17/2018	1235	53'	None	Gray	
LC34-DPT0677	Stake B	12/17/2018	1255	58'	None	Gray	
LC34-DPT0677	Stake B	12/17/2018	1320	63'	None	Gray	
LC34-DPT0677	Stake B	12/17/2018	1345	68'	None	Gray	
LC34-DPT0677	Stake B	12/17/2018	1415	73'	None	Gray	
LC34-DPT0677	Stake B	12/17/2018	1440	78'	None	Gray	
LC34-DPT0677	Stake B	12/17/2018	1515	83'	None	Gray	
LC34-DPT0677	Stake B	12/17/2018	1545	88'	None	Gray	
LC34-DPT0677	Stake B	12/17/2018	1620	93'	None	Gray	
LC34-DPT0677	Stake B	12/17/2018	1650	98'	None	Gray	

SAMPLE COLLECTION INFORMATION

Analysis	Preservative	Container Requirements	Collected
SW-846 8260B VOCs	None	Two (2) - 40 mL vials delivered to Mobile Lab	X

OBSERVATIONS / NOTES

All intervals purged a minimum of five (5) screen volumes (1.5 L) prior to sample collection.
Hand auger five feet to clear utilities
Borehole abandoned via pressure grouting through boring rods
Rig, Rods, and associated tooling decon'd with pressurized steam

Circle if Applicable:

MS/MSD	Duplicate ID No.:



Tetra Tech, Inc.

DPT GROUNDWATER SAMPLE LOG SHEET

Project Site Name: KSC-LC34
Project No.: 112G08069
Date: 12/18/2018

Sample ID: LC34-DPT0678
Location: Stake C
Sampled By: C. Sorden

DPT SAMPLING DATA

LOCATION ID	LOCATION	DATE	TIME	DEPTH	ODOR	COLOR	COMMENTS
LC34-DPT0678	Stake C	12/18/2018	1045	08'	None	Gray	
LC34-DPT0678	Stake C	12/18/2018	1055	13'	None	Gray	
LC34-DPT0678	Stake C	12/18/2018	1105	18'	None	Gray	
LC34-DPT0678	Stake C	12/18/2018	1115	23'	None	Gray	
LC34-DPT0678	Stake C	12/18/2018	1125	28'	None	Gray	
LC34-DPT0678	Stake C	12/18/2018	1140	33'	None	Gray	
LC34-DPT0678	Stake C	12/18/2018	1155	38'	None	Gray	
LC34-DPT0678	Stake C	12/18/2018	1235	43'	None	Gray	
LC34-DPT0678	Stake C	12/18/2018	1255	48'	None	Gray	
LC34-DPT0678	Stake C	12/18/2018	1315	53'	None	Gray	
LC34-DPT0678	Stake C	12/18/2018	1340	58'	None	Gray	
LC34-DPT0678	Stake C	12/18/2018	1405	63'	None	Gray	
LC34-DPT0678	Stake C	12/18/2018	1435	68'	None	Gray	
LC34-DPT0678	Stake C	12/18/2018	1500	73'	None	Gray	
LC34-DPT0678	Stake C	12/18/2018	1525	78'	None	Gray	
LC34-DPT0678	Stake C	12/18/2018	1550	83'	None	Gray	
LC34-DPT0678	Stake C	12/18/2018	1625	88'	None	Gray	
LC34-DPT0678	Stake C	12/18/2018	1650	93'	None	Gray	
LC34-DPT0678	Stake C	12/18/2018	1725	98'	None	Gray	

SAMPLE COLLECTION INFORMATION

Analysis	Preservative	Container Requirements	Collected
SW-846 8260B VOCs	None	Two (2) - 40 mL vials delivered to Mobile Lab	X

OBSERVATIONS / NOTES

All intervals purged a minimum of five (5) screen volumes (1.5 L) prior to sample collection.
Hand auger five feet to clear utilities
Borehole abandoned via pressure grouting through boring rods
Rig, Rods, and associated tooling decon'd with pressurized steam

Circle if Applicable:

MS/MSD	Duplicate ID No.:



Tetra Tech, Inc.

DPT GROUNDWATER SAMPLE LOG SHEET

Project Site Name: KSC-LC34
Project No.: 112G08069
Date: 12/19/2018

Sample ID: LC34-DPT0679
Location: Stake 19
Sampled By: D. Forester

DPT SAMPLING DATA

LOCATION ID	LOCATION	DATE	TIME	DEPTH	ODOR	COLOR	COMMENTS
LC34-DPT0679	Stake 19	12/19/2018	0920	08'	None	Gray	
LC34-DPT0679	Stake 19	12/19/2018	0930	13'	None	Gray	
LC34-DPT0679	Stake 19	12/19/2018	0940	18'	None	Gray	
LC34-DPT0679	Stake 19	12/19/2018	0950	23'	None	Gray	
LC34-DPT0679	Stake 19	12/19/2018	1005	28'	None	Gray	
LC34-DPT0679	Stake 19	12/19/2018	1020	33'	organic	Gray	
LC34-DPT0679	Stake 19	12/19/2018	1035	38'	None	Gray	
LC34-DPT0679	Stake 19	12/19/2018	1050	43'	None	Gray	
LC34-DPT0679	Stake 19	12/19/2018	1115	48'	None	Gray	
LC34-DPT0679	Stake 19	12/19/2018	1135	53'	None	Gray	
LC34-DPT0679	Stake 19	12/19/2018	1232	58'	None	Gray	
LC34-DPT0679	Stake 19	12/19/2018	1255	63'	None	Gray	
LC34-DPT0679	Stake 19	12/19/2018	1320	68'	None	Gray	
LC34-DPT0679	Stake 19	12/19/2018	1345	73'	None	Gray	
LC34-DPT0679	Stake 19	12/19/2018	1420	78'	None	Gray	
LC34-DPT0679	Stake 19	12/19/2018	1445	83'	None	Gray	
LC34-DPT0679	Stake 19	12/19/2018	1510	88'	None	Gray	
LC34-DPT0679	Stake 19	12/19/2018	1540	93'	chemical	Gray	
LC34-DPT0679	Stake 19	12/19/2018	1605	98'	chemical	Gray	

SAMPLE COLLECTION INFORMATION

Analysis	Preservative	Container Requirements	Collected
SW-846 8260B VOCs	None	Two (2) - 40 mL vials delivered to Mobile Lab	X

OBSERVATIONS / NOTES

All intervals purged a minimum of five (5) screen volumes (1.5 L) prior to sample collection.
Hand auger five feet to clear utilities
Borehole abandoned via pressure grouting through boring rods
Rig, Rods, and associated tooling decon'd with pressurized steam
high pid +1000ppm hits when pulling rods on last two samples 93',98'.
Kept a constant mist of water on the rods as extracted and pid was 0.0

Circle if Applicable:

MS/MSD	Duplicate ID No.:



Tetra Tech, Inc.

DPT GROUNDWATER SAMPLE LOG SHEET

Project Site Name: KSC-LC34
Project No.: 112G08069
Date: 12/20/2018 12-21-2018

Sample ID: LC34-DPT0680
Location: Stake M
Sampled By: D. Forester

DPT SAMPLING DATA

LOCATION ID	LOCATION	DATE	TIME	DEPTH	ODOR	COLOR	COMMENTS
LC34-DPT0680	Stake M	12/20/2018	1045	08'	None	Gray	
LC34-DPT0680	Stake M	12/20/2018	1055	13'	None	Gray	
LC34-DPT0680	Stake M	12/20/2018	1105	18'	None	Gray	
LC34-DPT0680	Stake M	12/20/2018	1118	23'	None	Gray	
LC34-DPT0680	Stake M	12/20/2018	1130	28'	None	Gray	
LC34-DPT0680	Stake M	12/20/2018	1145	33'	None	Gray	
LC34-DPT0680	Stake M	12/20/2018	1245	38'	None	Gray	
LC34-DPT0680	Stake M	12/20/2018	1300	43'	None	Gray	
LC34-DPT0680	Stake M	12/20/2018	1320	48'	None	Gray	
LC34-DPT0680	Stake M	12/20/2018	1340	53'	None	Gray	
LC34-DPT0680	Stake M	12/20/2018	1540	58'	None	Gray	
LC34-DPT0680	Stake M	12/20/2018	1610	63'	None	Gray	
LC34-DPT0680	Stake M	12/20/2018	1640	68'	None	Gray	
LC34-DPT0680	Stake M	12-21-2018	0800	73'	None	Gray	
LC34-DPT0680	Stake M	12-21-2018	0820	78'	None	Gray	
LC34-DPT0680	Stake M	12-21-2018	0850	83'	None	Gray	
LC34-DPT0680	Stake M	12-21-2018	0915	88'	None	Gray	
LC34-DPT0680	Stake M	12-21-2018	0945	93'	None	Gray	
LC34-DPT0680	Stake M	12-21-2018	1010	98'	None	Gray	

SAMPLE COLLECTION INFORMATION

Analysis	Preservative	Container Requirements	Collected
SW-846 8260B VOCs	None	Two (2) - 40 mL vials delivered to Mobile Lab	X

OBSERVATIONS / NOTES

All intervals purged a minimum of five (5) screen volumes (1.5 L) prior to sample collection.
Hand auger five feet to clear utilities
Borehole abandoned via pressure grouting through boring rods
Rig, Rods, and associated tooling decon'd with pressurized steam

Circle if Applicable:

MS/MSD	Duplicate ID No.:



Tetra Tech, Inc.

DPT GROUNDWATER SAMPLE LOG SHEET

Project Site Name: KSC-LC34
Project No.: 112G08069
Date: 12/21/2018

Sample ID: LC34-DPT0681
Location: Stake O
Sampled By: D. Forester

DPT SAMPLING DATA

LOCATION ID	LOCATION	DATE	TIME	DEPTH	ODOR	COLOR	COMMENTS
LC34-DPT0681	Stake O	12/21/2018	1255	08'	None	Gray	
LC34-DPT0681	Stake O	12/21/2018	1245	13'	None	Gray	
LC34-DPT0681	Stake O	12/21/2018	1235	18'	None	Gray	
LC34-DPT0681	Stake O	12/21/2018	1225	23'	None	Gray	
LC34-DPT0681	Stake O	12/21/2018	1215	28'	None	Gray	
LC34-DPT0681	Stake O	12/21/2018	1200	33'	None	Gray	
LC34-DPT0681	Stake O	12/21/2018	1150	38'	None	Gray	
LC34-DPT0681	Stake O	12/21/2018	1135	43'	None	Gray	
LC34-DPT0681	Stake O	12/21/2018	1125	48'	None	Gray	

SAMPLE COLLECTION INFORMATION

Analysis	Preservative	Container Requirements	Collected
SW-846 8260B VOCs	None	Two (2) - 40 mL vials delivered to Mobile Lab	X

OBSERVATIONS / NOTES

All intervals purged a minimum of five (5) screen volumes (1.5 L) prior to sample collection.
Hand auger five feet to clear utilities
Borehole abandoned via pressure grouting through boring rods
Rig, Rods, and associated tooling decon'd with pressurized steam

Circle if Applicable:

MS/MSD	Duplicate ID No.:

03/04/19 LC34 112G-08465

Personnel : Chuck Sanders (CS) Geologist TY
Micky Ritter (MR) Driller GPI
Gama Rivera (GR) Tech GPI

Weather : Sunny 75°F

PPE : Level D

Health & Safety (HAS) : Topics - SSHASP; PPE; IDW

Objective : Begin DPT DSZ Sampling

0800 CS@ Badging
0830 GPI Getting Badges
~~0945~~ 0930 Arrive on site @ LC34; HAS meeting; Site Setup
1030 Set up on Location 1S (DPT0682); had clear 5'
1035 Drilling Commenced; pulling Sample from 78'
1105 Sample Collected LC34-DPT0682-078.0-20190304 (1S) Gray ; No odor
1125 DPT0682 pressure Grouted 80' to surface thru rods; GPI offsite for lunch
1210 GPI on site
1230 Ry, rods & tooling decon'd w/ Steam
1235 Set up on Location X (DPT0683); had clear 5'
~~1245~~ 1250 Drilling Commenced
1310 Sample Collected LC34-DPT0683-073.0-20190304 (X) Gray ; No odor
1340 Sample Collected LC34-DPT0683-078.0-20190304 (X) Gray ; No —
~~1415~~ 1430 Sample Collected LC34-DPT0683-098.0-20190304 X Gray ; No odor
-Poor Producing Formation-
1450 DPT0683 pressure Grouted 100' to surface thru rods
1510 Ry rods & tooling decon'd w/ steam
1520 Set up on DPT0684 (Y); had clear 5'
1525 Drilling Commenced
1550 Sample Collected LC34-DPT0684-073.0-20190304 (Y) Gray ; No odor
1620 Sample Collected LC34-DPT0684-078.0-20190304 (Y) Gray ; No odor
~~1765~~ 1710 Sample Collected LC34-DPT0684-~~083.0~~ 098.0-20190304 (Y) Gray ; No odor
1730 DPT0684 pressure Grouted ~~85~~ 100' to surface thru rods
1740 offsite

03/05/19 LC34 112G0846S

Personnel : Chuck Sorden (CS) Geologist T+
Mickey Ritter (MR) Driller GPI
Gama Rivera (GR) Tech GPI

weather : Clear w/ mist 63°F

PPE : Level D

Health & Safety (HAS) : Topics – PPE; IDW; BZR's

objective : Continue DPT GW investigation

0645 CS on site
0715 GPI on site; HAS meeting; Daily pre
0805 Rig rods & tooling decon'd w/ steam; O-Ring blew on steamer hose
0815 Set up on DPT0685 (Location W
0830 Drilling commenced
0855 Sample collected LC34-DPT0685-063.0-20190305 (W) Gray ; no odor
0925 Sample collected LC34-DPT0685-068.0-20190305 (W) Gray ; no odor
1000 Sample collected LC34-DPT0685-073.0-20190305 (W) Gray ; no odor
1030 Sample collected LC34-DPT0685-078.0-20190305 (W) Gray ; no odor
1115 Sample collected LC34-DPT0685-098.0-20190305 (W) Gray ; no odor
1130 GPI offsite for lunch
1200 GPI on site; Grouting DPT0685
1220 DPT0685 pressure grouted 100' to surface temp rods
1300 Rig rods & tooling decon'd w/ steam; PID verified; screens took multiple attempts to get clear
1310 Set up on DPT0686 (U); hand clear 5'
1315 Drilling commenced U
1340 Sample collected LC34-DPT0686-063.0-20190305 (W) Gray ; no odor
1410 Sample collected LC34-DPT0686-068.0-20190305 (W) Gray ; no odor
1440 Sample collected LC34-DPT0686-073.0-20190305 (W) Gray ; no odor
1505 Sample collected LC34-DPT0686-078.0-20190305 (W) Gray ; no odor
1550 Sample collected LC34-DPT0686-098.0-20190305 (U) Gray ; no odor
1610 DPT0686 pressure grouted 100' to surface temp rods
1615 Set up on DPT0687 (T); hand clear 5'
1625 Drilling commenced
1650 Sample collected LC34-DPT0687-063.0-20190305 (T) Gray ; no odor
1725 Sample collected LC34-DPT0687-068.0-20190305 (T) Gray ; no odor
1740 Site secured; offsite

Scale: 1 square =_____

Rite in the Rain

03/06/19 LC34 112608465

Personnel : Chuck Sorden (CS) Geologist TT
Mickey Ritter (MR) Driller GPI
Gama Rivera (GR) Tea GPI

Weather : Clear 44°F Windy w/ Wind Chill

PPE : Level D

Health & Safety (HAS) : Topics - PPE; hydration; IDW

Objectives : Continue DPT GW Investigation

0700 CS onsite
0710 GPI onsite; HAS meeting; warming up rig
0730 Drilling resumed
0800 ~~0755~~ Sample collected LC34-DPT0687-073.0-20190306 (T) Gray ; No odor
0830 Sample collected LC34-DPT0687-078.0-20190306 (T) Gray ; No odor
0900 Sample collected LC34-DPT0687-083.0-20190306 (T) Gray ; No odor
0940 Sample collected LC34-DPT0687-098.0-20190306 (T) Gray ; No odor
1000 DPT0687 pressure Grouted 100' to surface temp rods
1020 Rig, Rods & tooling decon'd w/ steam
1025 Set up on DPT0688 (N); had clear 5'
1030 Obstruction in Borehole 3' Deep; Concrete having 3' W
1035 Drilling Commenced; pulling 88' sample
1100 Sample Collected LC34-DPT0688-088.0-20190306 (N) Gray ; No odor
1115 DPT0688 Pressure Grouted 90' to surface temp rods
1135 Rig, rods & tooling decon'd w/ steam; set up on DPT0689 (E); had clear 5'
1140 Drilling commenced
1155 Sample collected LC34-DPT0689-028.0-20190306 (E) Gray ; No odor
1210 Sample collected LC34-DPT0689-033.0-20190306 (E) Gray ; No odor
-GPI tooling head
1235 Drilling Resumed
1250 Sample collected LC34-DPT0689-038.0-20190306 (E) Gray ; No odor
1320 Sample collected LC34-DPT0689-088.0-20190306 (E) Gray ; No odor
1340 DPT0689 pressure Grouted 90' to surface temp rods
1355 Rig, rods & tooling decon'd w/ steam; Set up on DPT0690 (I); had clear 5'
1400 Drilling Commenced
1420 ~~1410~~ Sample collected LC34-DPT0690-023.0-20190306 (I) Gray ; No odor
-Poor Producing formation
1435 Sample collected LC34-DPT0690-028.0-20190306 (I) Gray ; No odor
1450 Sample collected LC34-DPT0690-033.0-20190306 (I) Gray ; No odor
1510 ~~1505~~ Sample collected LC34-DPT0690-038.0-20190306 (I) Gray ; No odor
1525 Sample collected LC34-DPT0690-043.0-20190306 (I) Gray ; No odor
1550 Sample collected LC34-DPT0690-048.0-20190306 (I) Gray ; No odor
1610 Sample collected LC34-DPT0690-053.0-20190306 (I) Gray ; No odor
1640 Sample collected LC34-DPT0690-093.0-20190306 (I) Gray ; No odor

1 square =

03/06/19

LC34

112G08069

Parsonnet cs

1655 DPTO G90 pressure Grouted 95' to surface temp rods

1715 Decon'd

1730 Offsite

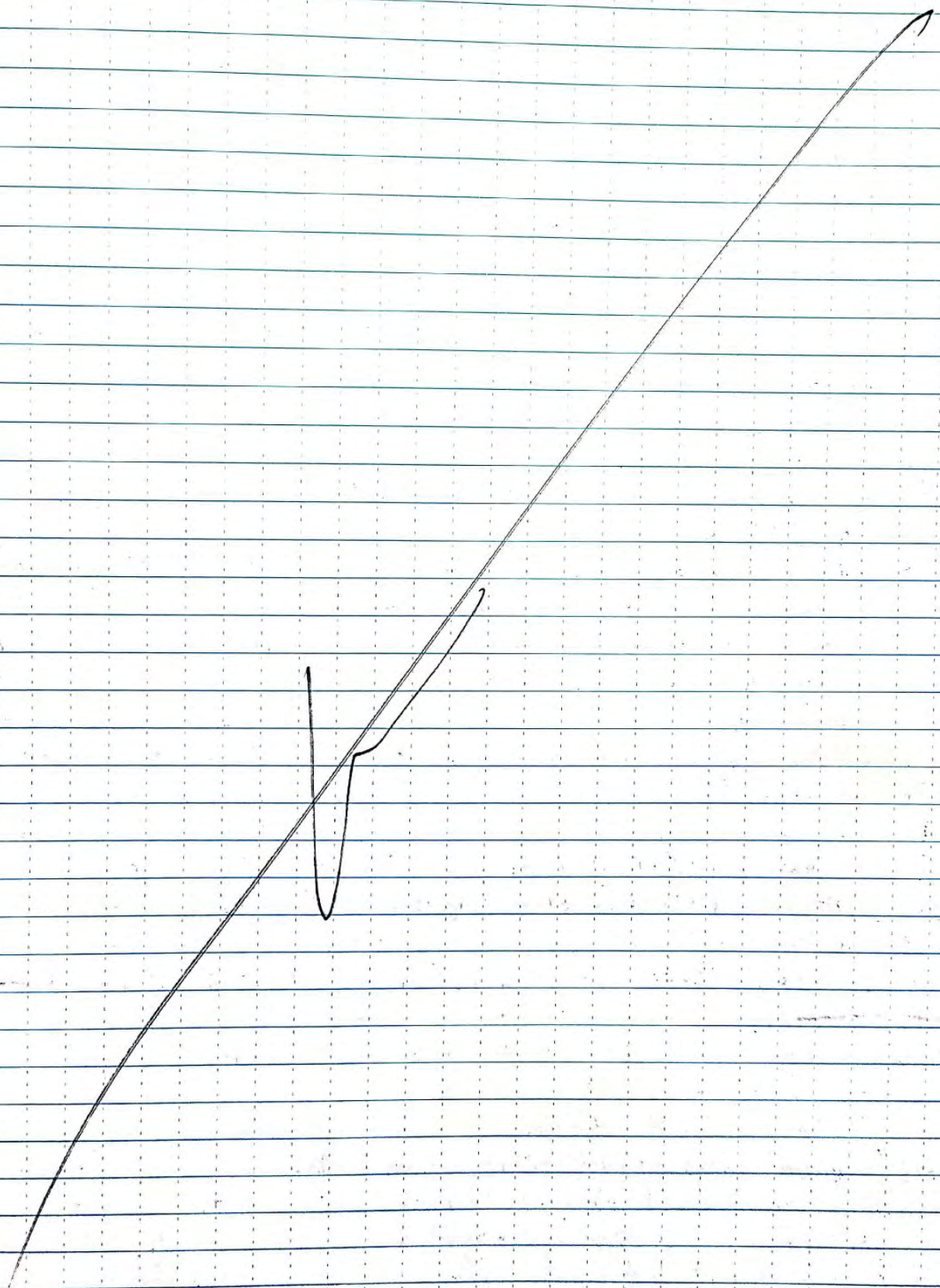

Scale: 1 square =_____

Rite in the Rain

03/07/19 LC34 1126 0806 S

Personnel : Chuck Sardo (CS) Geologist Tr
Mercy Rivera (MR) Driller GPT
Gama Rivera (GR) Tech GPJ

PPE : Level D

Health ; Safety (HAS) : Topics : PPE ; SS HASP ; JSA

Weather : Sunny 50°F

Objective : Continue DPT Investigation

0700 CS/GPT on site
0710 GPS on site ; HAS meeting ; Daily prep
0735 Set up on DPT0691 (46) ; hand clear 5'
0745 Drilling Commenced
0800 Sample Collected LC34-DPT0691-033.0-20190307 (46) Grey ; No odor
0820 Sample Collected LC34-DPT0691-038.0-20190307 (46) Grey ; No odor
0840 Sample Collected LC34-DPT0691-043.0-20190307 (46) Grey ; No odor
0900 Sample Collected LC34-DPT0691-048.0-20190307 (46) Grey ; No odor
0915 DPT0691 pressure Grouted 50' to surface, trip rods
0935 Rig, rods ; tooling decon'd w/ steam
0940 Set up on DPT0611 ; hand clear 5' ; PID Verified
0945 Drilling Commenced
1010 Sample Collected LC34-DPT0611-093.0-20190307 (611) Grey ; No odor
1030 DPT0611 pressure Grouted 95' to surface, trip rods
1045 Rig, rods ; tooling decon'd w/ steam
1050 Set up on DPT0692 (S) ; hand auger 5'
1055 Drilling Commenced
1120 Sample Collected LC34-DPT0692-093.0-20190307 (692) Gr ; No odor
1140
1145 DPT0692 pressure Grouted 95' to surface ; GPT Trip home
1210 Decon
1230 Rig, rods ; tooling decon'd w/ steam
1240 Set up on DPT0693 (K) ; hand clear 5' (collect 73' at 78')
1250 Drilling Commenced
1310 Sample Collected LC34-DPT0693-073.0-20190307 (K) Grey ; no odor
1340 ~~DPT0693 pre~~ Sample Collected LC34-DPT0693-~~078.0~~ 073.0 -20190307 (K) Br ; no odor
1355 DPT0693 pressure Grouted 80' to surface
1415 Decon'd tooling w/ steam ; PID verified
1425 Drilling commenced at DPT0694 (L) ; already hand auger cleared
1445 Sample Collected LC34-DPT0694-073.0-20190307 (L) Gr ; no o~
1500 DPT0694 pressure grouted 75' to surface
1515 Decon'd tooling w/ steam ; PID verified
1520 Drilling commenced at DPT0695 (ST) already hand augered cleared
1540 Sample collected LC34-DPT0695-073.0-20190307 (ST) Gr ; no o~
1550 DPT0695 pressure grouted 75' to surface

Sample: 1 square = _____

03/07/19 LC34 112G-0846S

1615 Decon tooling w/ steam ; PID verified
1620 setup on DPT0696 (S6) ; hand auger 6'
1625 commence drilling 73'
1645 Sample collected LC34-DPT0696-073.0-20190307 (S6) GR ; NDO
~~1710 Decon tooling w/ Steam ; PID verified ZP~~
1700 DPT0696 pressure grouted to 75' to surface
1710 Decon tooling w/ Steam ; PID verified
1715 Commence drilling at DPT0697 (S5) to 78' ; already hand augred
1730 Sample collected LC34-DPT0697-078.0-20190307 (S5) GR ; NDO
1735 GPI offsite
-1740 TI offsite



Scale: 1 square = _____

Rite in the Rain

3/08/19 LC34 1126008069

Personnel: Chuck Sorden (CS) Geologist TT
Micky Ritter (MR) Driller GPI
Gamma Rivera (GR) Tech GPI
Zack Philpot Engineer TT

PPE: Level D
Health & Safety (H&S): Topics: PPE
Objective: Continue DPT GW investigation

0700 TT onsite
0730 GPI on site; H&S meeting; Daily prep
0755 DPT0697 pressure grouted 80' to surface
0825 Decon'ed tooling w/ steam; PID verified
0830 Commence drilling at DPT0698 (Z) 33'/38'; already 5' augered
0845 Sample collected LC34-DPT0698-033.0-20190308 (Z) gr; no o-
0900 Sample collected LC34-DPT0698-038.0-20190308 (Z) gr; no o-
0905 DPT0698 pressure grated 40' to surface
0915 Decon tooling w/ steam; PID verified
0920 Set up at DPT0699 (S8); auger to 5'
0925 Commence drilling
09:40 Sample collected LC34-DPT0699-033.0-20190308 (S8) gr; no o-
09:55 Sample collected LC34-DPT0699-038.0-20190308 (S8) gr; no o-
10:05 DPT pressure grouted 40' to surface
10:20 Decon tooling w/ steam PID verified
10:25 Setup at ~~DPT~~ DPT0700 (S4) 73'/78'; auger 5' by hand
10:30 Commence drilling
10:55 Sample collected LC34-DPT0700-073.0-20190308 (S4) gr; no o-
11:30 Sample collected LC34-DPT0700-078.0-20190308 (S4) gr; no o-
11:40 DPT 0700 pressure grouted to 80ft to surface
11:55 Decon tooling w/ steam; PID verified
12:05 Begin Demobilization
12:45 OFF site

Scale: 1 square = _____

03/25/19 LC34 112G08064

Personnel : Chuck Sorden (CS) Geologist TT
Mickey Ritter (MR) Driller GPI
Jim Hinst (JH) Tech GPI

weather : Sunny 65°F
PPE : Lvl D
Health & Safety (HAS) : Topics; SSHASP; PPE; IDW
objective : Begin DPT Sampling @ LC34

0900 CS/GPI on site; HAS meeting
0945 Set up on DPT0701 (A8); had clean 5'
0955
1055 Drilling Commenced
1020 Sample Collected LC34-DPT0701-063.0-20190325 (A8) Gray ; no odor
1050 Sample collected LC34-DPT0701-068.0-20190325 (A8) Gray ; no odor
1115 Sample collected LC34-DPT0701-073.0-20190325 (A8) Gray ; no odor
1145 Sample collected LC34-DPT0701-078.0-20190325 (A8) Gray ; no odor
1150 GPI tooling lunch
1220 Drilling resumed
1255 Sample collected LC34-DPT0701-098.0-20190325 (A8) Gray ; no odor
1315 DPT0701 pressure Grouted 100' to surface tungsten rods
1340 Rig, rods & tooling decon'd w/ steam
1345 Set up on DPT0702 (A12); had clean 5'
1400 Drilling Commenced
1420 Sample collected LC34-DPT0702-063.0-20190325 (A12) Gray ; no odor
1450 Sample collected LC34-DPT0702-068.0-20190325 (A12) Gray ; no odor
1515 Sample collected LC34-DPT0702-073.0-20190325 (A12) Gray ; no odor
1545 Sample collected LC34-DPT0702-078.0-20190325 (A12) Gray ; no odor
1620 Sample collected LC34-DPT0702-098.0-20190325 (A12) Gray ; no odor
1635 DPT0702 pressure grouted ~~Sample collected LC34-DPT0702~~ 100' to surface tungsten rods
1650 Rig, rods & tooling decon'd w/ steam
1700 Set up on DPT0689 (E); had clean 5'
1710 Drilling Commenced
1730 Sample Collected LC34-DPT0689-043.0-20190325 (E) Gray ; no odor

Scale: 1 square = _____

Rite in the Rain

03/26/19 LC34 112G080C9

Personnel : Chuck Sorden (CS) Geologist TF
Mindy Ritter (MR) Driller GPJ
Weather : Sny 640F
PPE : Level D
Health & Safety (HAS) : Topics - PPE; Hydration; IDW
objectives : Continue DPT

0615 CS on site
0710 MR onsite; HAS meeting; Drilly prep
0725 Drilly Resumed
0750 Sample Collected LC34-DPT0689-048.0-20190326 (E) Gry ; no odor
0815 Sample collected LC34-DPT0689-053.0-20190326 (E) Gry ; no odor
0835 DPT0689 pressure Grouted 55' to surface trip rods
0900 Rig, rods & tooly decon'd w/ steam
0910 Setup on DPT0703 (A14); hand clean 5'
0920 Drilly Commenced
0945 Sample Collected LC34-DPT0703-063.0-20190326 (A14) Gry ; no odor
1015 Sample Collected LC34-DPT0703-068.0-20190326 (A14) Gry ; no odor
Jim Hinst (JH) onsite @ 1000
1045 Sample collected LC34-DPT0703-073.0-20190326 (A14) Gry ; no odor
1115 Sample Collected LC34-DPT0703-078.0-20190326 (A14) Gry ; no odor
1145 Sample collected LC34-DPT0703-083.0-20190326 (A14) Gry ; no odor
1205 DPT0703 pressure Grouted 100' to surface trip rods
1225 Rig, rods & tooly decon'd w/ steam; GPS tag hole
1255 Drilly resumed mvg to DPT0665
1310 Setup on DPT0665; hand clean 5'
1325 Inconnect Locate; Gravity mvg to A4
1340 DPT0665 pressure Grouted 64' to surface trip rods.
1350 Setup on DPT0704 (A4); hand clean 5'
1405 Drilly Commenced
1430 Sample Collected LC34-DPT0704-068.0-20190326 (A4) Gry ; no odor
1500 Sample Collected LC34-DPT0704-073.0-20190326 (A4) Gry ; no odor
1530 Sample collected LC34-DPT0704-078.0-20190326 (A4) Gry ; no odor
1550 DPT0704 Pressure Grouted 80' to surface trip rods
1610 Rig, rods & tooly decon'd w/ steam
1615 Drilly DPT0705 (A5); previously hand cleared 5'
1640 Sample Collected LC34-DPT0705-068.0-20190326 (A2) Gry ; no odor
1705 Sample Collected LC34-DPT0705-073.0-20190326 (A2) Gry ; no odor
1730 Sample Collected LC34-DPT0705-078.0-20190326

03/27/19 LC34 112G08069

Personnel : Chuck Sorden (CS) Geologist Tt
Micky Ritter (MR) Driller GPI
Kendal Cundiff (KC) Tech GPI

Weather : Windy w/ mod. Heavy rain 65°F

PPE : Lev/D

Health & Safety (HAS) : Topics - Severe weather, PPE

Objective : Continue DPT Investigation

0700 CS/GPI on site; Phase II
0820 Phase II Terminated; Grouting Borehole
0840 Phase II again DPT0705 Grouted
0930 Phase II terminated
0935 Phase II again
1210 Phase II Terminated
1245 Rig, rods & tooling decon'd w/ steam; PSD verified
1300 Set up on DPT0706 (A1); had clean 5'
1315 Drilling Commenced
1345 Sample Collected LC34-DPT0706-068.0-20190327 (A1) Gray ; No odor
1410 Sample Collected LC34-DPT0706-073.0-20190327 (A1) Gray ; No odor
1440 Sample collected LC34-DPT0706-078.0-20190327 (A1) Gray ; No odor
1455 DPT0706 pressure Grouted 80' to surface Tip rods
1525 Rig Rods & Tooling Decon'd w/ Steam
1535 Set up on DPT0707 (39); had clean 5'
1545 Drilling Commenced
1600 Sample collected LC34-DPT0707-033.0-20190327 (39) Gray ; No odor
1615 Sample Collected LC34-DPT0707-038.0-20190327 (39) Gray ; No odor
1635 Sample collected LC34-DPT0707-043.0-20190327 (39) Gray ; No odor
1655 Sample collected LC34-DPT0707-048.0-20190327 (39) Gray ; No odor
1720 Sample Collected LC34-DPT0707-078.0-20190327 (39) Gray ; No odor
1730 Offsite

Scale: 1 square =

03/28/14 LC34 112G08069

Personnel : Chuck Sorden (CS) Geologist FT
Mickey Ritter (MR) Driller GPI
Kenndal Cundiff (KC) Team GPI

Weather : Sunny/Windy 64°F
PPE : Level D
Health & Safety (HAS) : Topics – Hydration; PPE; IDW
Objective : Continue DPT GW Investigation

0700 CS/GPI on site; HAS meeting; Drill pump; Grouting DPT0708
0745 DPT0707 Pressure Grouted 80' to surface tower rods
0820 Rig, rods & tooling decon'd w/ steam; PID verified
0830 Set up on DPT0708 (38); had clean 5'
0840 Drilling Commenced
0855 Sample Collected LC34-DPT0708-033.0-20190328 (38) Gray ; no odor
0910 Sample Collected LC34-DPT0708-038.0-20190328 (38) Gray ; no odor
0930 Sample collected LC34-DPT0708-043.0-20190328 (38) Gray ; no odor
0950 Sample Collected LC34-DPT0708-048.0-20190328 (38) Gray ; no odor
1015 Sample collected LC34-DPT0708-078.0-20190328 (38) Gray ; no odor
1035 DPT0708 pressure Grouted 80' to surface thru rods
1105 Rig, rods & Tooling decon'd w/ steam; PID verified
1115 Set up on DPT0709 (20); had clean 5' 23-58+78
1125 Drilling Commenced
1135 Sample collected LC34-DPT0709-023.0-20190328 (20) Gray ; no odor
1150 Sample Collected LC34-DPT0709-028.0-20190328 (20) Gray ; no odor
1210 Sample collected LC34-DPT0709-033.0-20190328 (20) Gray ; no odor
1220 GPI offsite for lunch
1300 GPI on site; Drilling Resumed
1320 Sample Collected LC34-DPT0709-038.0-20190328 (20) Gray ; no odor
1340 Sample Collected LC34-DPT0709-043.0-20190328 (20) Gray ; no odor
1410 Sample collected LC34-DPT0709-048.0-20190328 (20) Gray ; no odor
1440 Sample collected LC34-DPT0709-053.0-20190328 (20) Gray ; no odor
1500 Issue w/ Rig; Diagnosing
1600 Offsite

Scale: 1 square =

03/29/19 LC34 112608~~465~~ 062

Personnel : Chuck Sarden (CS) Geologist TT
Micky Ritter (MR) Driller GPI
Kendal Cundiff (KC) team GPI
Weather : Sunny 55°F
PPE : Level D
Health & Safety (HS) : Topics - PPE; Lifting; IDW
Objective : Continue DPT Investigation

0700 CS/GPI onsite; repairing rig
0730 Drilling resumed
0755 Sample Collected LC34-DPT0709-058.0-20190329 (20) Gray ; No —
0825 Sample collected LC34-DPT0709-078.0-20190329 (20) Gray ; No —
0845 DPT0709 Pressure Grouted 80' to surface tremie rods
0920 Rig, rods & Tooling decon'd w/ steam; PID verified
0935 Loading up to move to Location 4
0945 Setup on DPT0710 (04); had clean 5'
0955 Drilling Commenced
1005 Sample Collected LC34-DPT0710-008.0-20190329 (04) clear ; No —
1015 Sample Collected LC34-DPT0710-013.0-20190329 (04) clear ; No —
1025 Sample collected LC34-DPT0710-018.0-20190329 (04) Gray ; No —
1040 Sample Collected LC34-DPT0710-025.0-20190329 (04) Gray ; No —
1100 Sample Collected LC34-DPT0710-032.0-20190329 (04) Gray ; No —
1115 Sample collected LC34-DPT0710-038.0-20190329 (04) Gray ; No —
1130 DPT0710 Pressure grouted 40' to surface tremie rod
1135 ~~Setup~~ Drilling DPT0711 (05); previously had cleaned; using fresh rods/screens
1145 Sample Collected LC34-DPT0711-008.0-20190329 (05) Gray ; No —
1155 Sample collected LC34-DPT0711-013.0-20190329 (05) Gray ; No —
1205 Sample Collected LC34-DPT0711-018.0-20190329 (05) Gray ; No —
1225 Sample Collected LC34-DPT0711-025.0-20190329 (05) Gray ; No —
1250 Sample collected LC34-DPT0711-032.0-20190329 (05) Gray ; No —
1310 Sample Collected LC34-DPT0711-038.0-20190329 (05) Gray ; No —
1330 DPT0711 Pressure Grouted 40' to surface tremie rods
1350 Decon'd; PID verified
1355 Drilling DPT0712 (06); previously had cleaned
1405 Sample Collected LC34-DPT0712-008.0-20190329 (06) Gray ; No —
1415 Sample Collected LC34-DPT0712-013.0-20190329 (06) Gray ; No —
1425 Sample Collected LC34-DPT0712-018.0-20190329 (06) Gray ; No —
1435 Sample Collected LC34-DPT0712-025.0-20190329 (06) Gray ; No —
1450 Sample collected LC34-DPT0712-032.0-20190329 (06) Gray ; No —
1510 Sample collected LC34-DPT0712-038.0-20190329
Will Grout monday
1530 Offsite

Scale: 1 square =_____

Rite in the Rain

04/01/19 LC34 112G08064

Personnel : Chuck Sorden (CS) Geologist TY
Micky Ritter (MR) Driller GPI
Gavin Rivera (GR) Tech GPI

Weather : Cloudy 66°F

PPE : Level D

Health & Safety (HAS) : Topics - SSHASP; PPE; IDW

Objective : Continue DPT GW Investigation

0800 CS on site
0900 GPI on site; HAS meeting; Daily prep; Grouting DPT0712
0925 DPT0712 pressure Grouted 40' to surface temp rods
1000 Rig, rods & tooling decon'd w/ steam; PID verified
1015 Set up on DPT0713 (01); hand clean 5'
1020 Drilling Commenced
1030 Sample Collected LC34-DPT0713-008.0-20190401 (01) clear Grey ; no odor
1040 Sample collected LC34-DPT0713-013.0-20190401 (01) grey ; no odor
1055 Sample collected LC34-DPT0713-018.0-20190401 (01) Grey ; no odor
1110 Sample Collected LC34-DPT0713-025.0-20190401 (01) Grey ; no odor
1125 Sample Collected LC34-DPT0713-032.0-20190401 (01) Grey ; no odor
1145 Sample Collected LC34-DPT0713-038.0-20190401 (01) Grey ; no odor
1155 ~~1200~~ DPT0713 pressure Grouted 40' to surface temp rods
1200 Set up on DPT0714 (02); hand clean 5'; Drilling Commenced
1210 Sample Collected LC34-DPT0714-008.0-20190401 (02) clear grey ; no odor
1220 Sample Collected LC34-DPT0714-013.0-20190401 (02) Grey ; no odor
-GPI offsite for lunch
1250 GPI on site; Resuming Drilling on DPT0714
1310 Sample collected LC34-DPT0714-018.0-20190401 (02) Grey ; no odor
1325 Sample Collected LC34-DPT0714-025.0-20190401 (02) Grey ; no odor
1340 Sample Collected LC34-DPT0714-032.0-20190401 (02) Grey ; no odor
1355 Sample Collected LC34-DPT0714-038.0-20190401 (02) Grey ; no odor
1410 DPT0714 pressure Grouted 40' to surface temp rods
1415 Drilling DPT0715 (03); previously hand cleared; using new rod/sheen
-GR Decoming rod/screens
1425 Sample Collected LC34-DPT0715-008.0-20190401 (03) Grey ; no odor
1435 Sample collected LC34-DPT0715-013.0-20190401 (03) Grey ; no odor
1455 Sample Collected LC34-DPT0715-018.0-20190401 (03) Grey ; no odor
1510 Sample collected LC34-DPT0715-025.0-20190401 (03) Grey ; no odor
1525 Sample Collected LC34-DPT0715-032.0-20190401 (03) Grey ; no odor
1545 Sample Collected LC34-DPT0715-038.0-20190401 (03) Grey ; no odor
1600 DPT0715 Pressure Grouted 40' to surface temp rods
1630 Rig, rods & tooling Decon'd w/ steam; PID verified
1635 Drilling DPT0716 (07); previously hand cleared

Scale: 1 square =

04/01/19 LC34 1126-08069

1650 Sample Collected LC34-DPT0716-008.0-20190401 (07) Gy; no c~

1705 Sample Collected LC34-DPT0716-013.0-20190401 (07) Gy; no c~

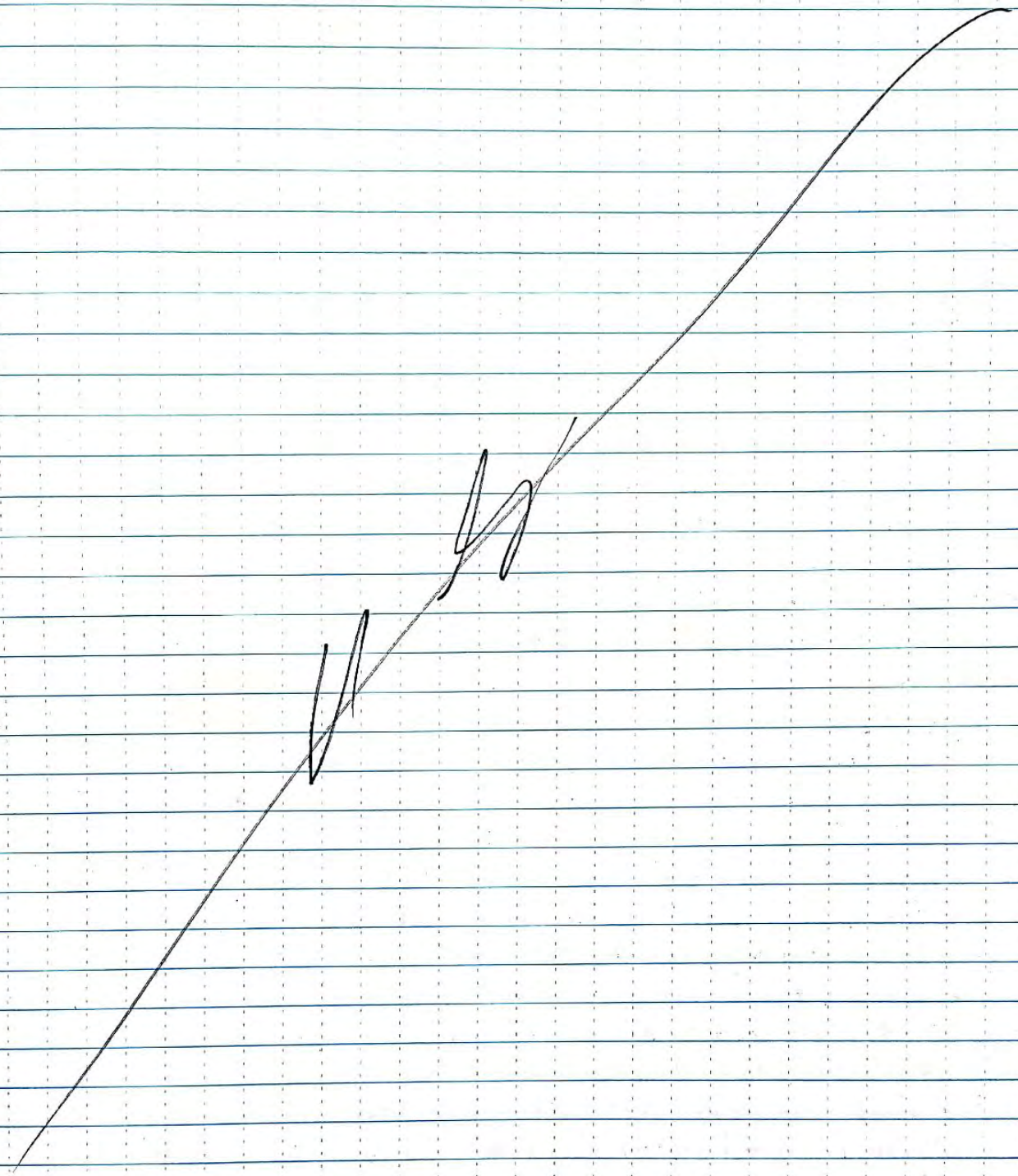

Scale: 1 square = _____

Rite in the Rain

04/02/19 LC34 112G08069

Personnel : Chuck Sorden (CS) Geologist TY
Mickey Rutter (MR) Driller GPS
Gamma Rivera (GR) Tech GPS

Weather : Cloudy / Foggy 60°F

PPE : Level D

Health & safety (H&S) : Topics – Hydration; Location; PPE

Objectives : Continue DPT GW Investigation

0700 CS onsite

0730 GPS onsite; Long Line @ inspection; H&S meeting; discussing Drilling on DPT0716

0800 Soil Sample Collected LC34-DPT0716-018.0-20190402 (7) Grey; no odor

0815 Soil Sample Collected LC34-DPT0716-025.0-20190402 (7) Grey; no odor

0830 Soil Sample Collected LC34-DPT0716-032.0-20190402 (7) Grey; no odor

0850 Soil Sample Collected LC34-DPT0716-038.0-20190402 (7) Grey; no odor

0900 DPT0716 Pressure Grouted 40' to surface with rods

0910 Drilling DPT0717 (8); previously had cleared 5'; using new rod/sleeve

0925 Soil Sample Collected LC34-DPT0717-008.0-20190402 (8) Grey; no odor

0935 Soil Sample Collected LC34-DPT0717-013.0-20190402 (8) Grey; no odor

0950 Soil Sample Collected LC34-DPT0717-018.0-20190402 (8) Grey; no odor

1005 Soil Sample Collected LC34-DPT0717-025.0-20190402 (8) Grey; no odor

1020 Soil Sample Collected LC34-DPT0717-032.0-20190402 (8) Grey; no odor

1035 Soil Sample Collected LC34-DPT0717-038.0-20190402 (8) Grey; no odor

1050 DPT0717 pressure grouted 40' to surface with rods

1110 DPT0717 R.I. rods; rods decon'd w/ steam; PID verified

1130 Drilling DPT0718 (09); previously had cleared

1140 Soil Sample Collected LC34-DPT0718-008.0-20190402 (9) Grey; no odor

-GPS offsite onsite for lunch

1210 GPS onsite; Drilling resumed

1225 Soil Sample Collected LC34-DPT0718-013.0-20190402 (9) Grey; no odor

1240 Soil Sample Collected LC34-DPT0718-018.0-20190402 (9) Grey; no odor

1255 Soil Sample Collected LC34-DPT0718-025.0-20190402 (9) Grey; no odor

1315 Soil Sample Collected LC34-DPT0718-032.0-20190402 (9) Grey; no odor

1335 Soil Sample Collected LC34-DPT0718-038.0-20190402 (9) Grey; no odor

1350 DPT0718 pressure Grouted 40' to surface with rods

1355 Drilling DPT0719 (10); previously had cleared

1405 Soil Sample Collected LC34-DPT0719-008.0-20190402 (10) Grey; no odor

1420 Soil Sample Collected LC34-DPT0719-013.0-20190402 (10) Grey; no odor

1435 Soil Sample Collected LC34-DPT0719-018.0-20190402 (10) Grey; no odor

1450 Soil Sample Collected LC34-DPT0719-025.0-20190402 (10) Grey; no odor

1510 Soil Sample Collected LC34-DPT0719-032.0-20190402 (10) Grey; no odor

1535 Soil Sample Collected LC34-DPT0719-038.0-20190402 (10) Grey; no odor

1550 DPT0719 Pressure Grouted 40' to surface with rods; Decon; offsite @ 1715

04/03/19 LC34 112-08069

Personnel : Chuck Sarda (CS) Geologist T+
Micky Aston (MA) Driller GPS
Gama Rivera (GR) Tech GPS
Weather : Sunny 540F
PPE : Level D
Health & Safety (H&S) : Topics: Ticks, Snakes; PPE
objective : Continue DPT GW investigation

0700 CS/GPS on site; H&S meeting; Daily prep
0740 Set up on DPT0720 (19); had clear 5'
0750 Drilling Commenced
0800 Sample Collected LC34-DPT0720-008.0-20190403 (19) Grey ; No odor
0815 Sample collected LC34-DPT0720-013.0-20190403 (19) Grey ; No odor
0825 Sample Collected LC34-DPT0720-018.0-20190403 (19) Grey ; No odor
0840 Sample Collected LC34-DPT0720-025.0-20190403 (19) Grey ; No odor
0855 Sample collected LC34-DPT0720-032.0-20190403 (19) Grey ; No odor
0905 DPT0702 pressure Grouted 34' to surface two rods
0915 Drilling DPT0721 (18); previously had clear; using fresh rod/screen
0925 Sample Collected LC34-DPT0721-008.0-20190403 (18) Grey ; No odor
0935 Sample Collected LC34-DPT0721-013.0-20190403 (18) Grey ; No odor
0955 Sample Collected LC34-DPT0721-018.0-20190403 (18) Grey ; No odor
1010 Sample Collected LC34-DPT0721-025.0-20190403 (18) Grey ; No odor
1025 Sample Collected LC34-DPT0721-032.0-20190403 (18) Grey ; No odor
1035 DPT0721 pressure Grouted 34' to surface two rods.
1040 Drilling DPT0722 (17); previously not cleared; using fresh rods/screens
1050 Sample Collected LC34-DPT0722-008.0-20190403 (17) Grey ; No odor
-adjusted Depth 3' Deeper due to grade Change (6-10 = 9-13)
1120 Sample Collected LC34-DPT0722-013.0-20190403 (17) Grey ; No odor
1138 Sample Collected LC34-DPT0722-018.0-20190403 (17) Grey ; No odor
1150 Sample Collected LC34-DPT0722-025.0-20190403 (17) Grey ; No odor
1205 Sample Collected LC34-DPT0722-032.0-20190403 (17) Grey ; No odor
-GPS taking issue
1250 Grouting DPT0722:
1300 DPT0722 pressure Grouted 37' to surface two rods; Decon
1335 Rod + Screens decon'd w/ 3 Term; PID verified
1340 Set up on DPT0723 (16); had clear 5'
1350 Drilling Commenced
1400 Sample Collected LC34-DPT0723-008.0-20190403 (16) Grey ; No odor
1415 Sample Collected LC34-DPT0723-013.0-20190403 (16) Grey ; No odor
1430 Sample Collected LC34-DPT0723-018.0-20190403 (16) Grey ; No odor
1445 Sample collected LC34-DPT0723-025.0-20190403 (16) Grey ; No odor
1500 Sample collected LC34-DPT0723-032.0-20190403 (16) Grey ; No odor

Scale: 1 square = _____

04/03/14 LC34 112G08069

1510 DPT0723 pressure Grouted 34' to surface tape rods

1525 Drilling DPT0724 (IS); previously hand cleared 5'

1535 Sample Collected LC34-DPT0724-008.0-20140403 (IS) Grey; NO odor

1545 Sample Collected LC34-DPT0724-013.0-20140403 (IS) Grey; NO odor

1555 Sample Collected LC34-DPT0724-018.0-20140403 (IS) Grey; NO odor

1610 Sample Collected LC34-DPT0724-025.0-20140403 (IS) Grey; NO odor

1625 Sample Collected LC34-DPT0724-032.0-20140403 (IS) Grey; NO odor

1640 DPT0724 pressure Grouted 34' to surface w/ rods.

1730 Rods + Screens Decon'd w/ Steam; PSD Verified; Offsite

Scale: 1 square = _____

04/08/19 LC34 112G08069

Personnel : Chuck Sorden (CS) Geologist TT
Mickey Ritter (MR) Driller GPI
Gama Rivera (GR) Tech GPI

Weather : Sunny ~~26~~ 60°F
PPE : Lvl D
Health & Safety (HAS) : Topics –
objective :

0700 CS/GPI constr; HAS meeting; Daily prep
0745 Set up on DPT0725(14); hand clear 5'
~~0800~~ 0755 Drilling Commenced ( ) Gray ; No odor
0805 Sample Collected LC34-DPT0725-008.0-20190405 (14) Gray ; No odor
0820 Sample Collected LC34-DPT0725-013.0-20190405 (14) Gray ; No odor
0835 Sample Collected LC34-DPT0725-018.0-20190405 (14) Gray ; No odor
0850 Sample Collected LC34-DPT0725-025.0-20190405 (14) Gray ; No odor
0905 Sample collected LC34-DPT0725-032.0-20190404 (14) Gray ; No odor
0915 DPT0725 Pressure Grouted 34' to surface tremie rods
0925 Set up on DPT0726(13); hand clear 5'
0935 Drilling Commenced
0945 Sample collected LC34-DPT0728-008.0-20190404 (13) Gray ; No odor
1000 Sample collected LC34-DPT0726-013.0-20190404 (13) Gray ; No odor
1015 Sample collected LC34-DPT0726-018.0-20190404 (13) Gray ; No odor
1035 Sample Collected LC34-DPT0726-025.0-20190404 (13) Gray ; No odor
1050 Sample collected LC34-DPT0726-032.0-20190404 (13) Gray ; No odor
1100 DPT0726 Pressure Grouted 34' to surface tremie rods
1105 Drilling DPT0727 (12); previously hand cleared
1115 Sample Collected LC34-DPT0727-008.0-20190404 (12) Gray ; No odor
1125 Sample Collected LC34-DPT0727-013.0-20190404 (12) Gray ; No odor
1135 Sample Collected LC34-DPT0727-018.0-20190404 (12) Gray ; No odor
1150 Sample Collected LC34-DPT0727-025.0-20190404 (12) Gray ; No odor
1205 Sample Collected LC34-DPT0727-032.0-20190404 (12) Gray ; No odor
1215 DPT0727 pressure Grouted 34' to surface tremie rods; GPI Tailgate lunch
1230 Decoring Rods/Screens
1250 Rods/Tooling decon'd w/ steam; PID verified
1305 Drilling DPT0728(11); previously hand cleared 5'
1315 Sample Collected LC34-DPT0727-008.0-20190404 (11) Gray ; No odor
1325 Sample Collected LC34-DPT0728-013.0-20190404 (11) Gray ; No odor
1340 Sample Collected LC34-DPT0728-018.0-20190404 (11) Gray ; No odor
1355 Sample collected LC34-DPT0728-025.0-20190404 (11) Gray ; No odor
1410 Sample Collected LC34-DPT0728-032.0-20190404 (11) Gray ; No odor
1415 DPT0728 pressure Grouted 34' to surface tremie rods
1430 Drilling DPT0729 (10); previously hand cleared; Using fresh rods/screens

Scale: 1 square = _____

Rite in the Rain

04/04/19 LC34 112G08069

1440 Sample collected LC34-DPT0729-008.0-20190404 (10) Gray ; No odor
1450 Sample Collected LC34-DPT0729-013.0-20190404 (10) Gray ; No odor
1500 Sample Collected LC34-DPT0729-018.0-20190404 (10) Gray ; No odor
1515 Sample Collected LC34-DPT0729-025.0-20190404 (10) Gray ; No odor
1530 Sample Collected LC34-DPT0729-032.0-20190404 (10) Gray ; No odor
1540 DPT0729 Pressure Grouted 34' to surface tremie rods
1550 Drilling DPT0730 (09); previously had clean; using fresh rod/screens
1600 Sample collected LC34-DPT0730-008.0-20190404 (09) Gray ; No odor
1615 Sample collected LC34-DPT0730-013.0-20190404 (09) Gray ; No odor
1630 Sample Collected LC34-DPT0730-018.0-20190404 (09) Gray ; No odor
1645 Sample Collected LC34-DPT0730-025.0-20190404 (09) Gray ; No odor
1700 Sample Collected LC34-DPT0730-032.0-20190404 (09) Gray ; No odor
1715 DPT0730 pressure Grouted 34' to surface tremie rods
1745 CS/GPI offsite



Scale: 1 square =

04/05/19 LC34 112G08069

Personnel : Chuck Sorden (CS) Geologist TT
Micky Ritter (MR) Driller GPI
Gama Ribera (GR) Tech GPI

Weather : Cloudy 66°F

PPE : Lvl D

Health & Safety (HAS) : Topics - Inclement Weather; PPE; IDW

Objective : Continue DPT GW Investigation

0700 CS/GPI onsite; HAS meeting; Decon
0750 Rods/Screens decon'd w/ stem; PID verified
0800 Setup on DPT0731 (8); had clean 5'
0810 Drilling Commenced
0820 Sample Collected LC34-DPT0731-008.0-20190405 (08) Gray ; No odor
0830 Sample collected LC34-DPT0731-013.0-20190405 (08) Gray ; No odor
0845 Sample Collected LC34-DPT0731-018.0-20190405 (08) Gray ; No odor
-Phase II
0945 Phase II terminated; Drilling resumed
1000 Sample Collected LC34-DPT0731-025.0-20190405 (08) Gray ; No odor
1015 Sample Collected LC34-DPT0731-032.0-20190405 (08) Gray ; No odor
1025 DPT0731 pressure Grouted 34' to surface time rods
1030 Drilling DPT0732 (07); previously had cleared; using fresh rods/screens
1040 Sample collected LC34-DPT0732-008.0-20190405 (07) Gray ; No odor
1050 Sample collected LC34-DPT0732-013.0-20190405 (07) Gray ; No odor
1105 Sample collected LC34-DPT0732-018.0-20190405 (07) Gray ; No odor
1120 Sample Collected LC34-DPT0732-025.0-20190405 (07) Gray ; No odor
1135 Sample Collected LC34-DPT0732-032.0-20190405 (07) Gray ; No odor
1145 DPT0732 Pressure Grouted 34' to surface time rods
1155 Drilling DPT0733 (06); previously had cleared 5'; using fresh rod/screen
1205 Sample Collected LC34-DPT0733-008.0-20190405 (06) Gray ; No odor
1220 Sample Collected LC34-DPT0733-013.0-20190405 (06) Gray ; No odor
1235 Sample Collected LC34-DPT0733-018.0-20190405 (06) Gray ; No odor
1250 Sample Collected LC34-DPT0733-025.0-20190405 (06) Gray ; No odor
1305 Sample Collected LC34-DPT0733-032.0-20190405 (06) Gray ; No odor
1315 ~~Sample Collected~~ DPT0733 Pressure Grouted 34' to surface time rods
1325 Drilling DPT0734 (24); previously had cleared; using fresh rod/screen
1335 Sample Collected LC34-DPT0734-008.0-20190405 (24) Gray ; No odor
1345 Sample Collected LC34-DPT0734-013.0-20190405 (24) Gray ; No odor
1355 Sample collected LC34-DPT0734-018.0-20190405 (24) Gray ; No odor
1410 Sample Collected LC34-DPT0734-025.0-20190405 (24) Gray ; No odor
1425 Sample Collected LC34-DPT0734-032.0-20190405 (24) Gray ; No odor
1435 DPT0734 pressure Grouted 34' to surface time rods

Scale: 1 square =_____

Rite in the Rain

04/08/19 LC34 112G 08064

Personnel : Chuck Sorden (CS) Geologist TT
Micky Ritter (MR) Driller GPS
Gamma Rivera (GR) Tech GPS

Weather : Sunny 77°F

PPE : Lvl D

Health & Safety (HAS) : Topics – PPE; Heat Stress; IDW

0800 CS on site;
0900 GPS on site; HAS meeting; Decon
0935 Rods + Screens Decon'd
0940 Set up on DPT0735 (23); had clean 5'
0950 Drilling Commenced
1000 Sample Collected LC34-DPT0735-008.0-20190408 (23) Gray ; No odor
1010 Sample Collected LC34-DPT0735-013.0-20190408 (23) Gray ; No odor
1025 Sample collected LC34-DPT0735-018.0-20190408 (23) Gray ; No odor
1040 Sample Collected LC34-DPT0735-025.0-20190408 (23) Gray ; No odor
1055 Sample collected LC34-DPT0735-032.0-20190408 (23) Gray ; No odor
1105 DPT0735 pressure Grouted 34' to Surface then rods
1110 Set up on DPT0736 (03); had clean 5'
1115 Drilling Commenced; using new rod / Screen
1125 Sample Collected LC34-DPT0736-008.0-20190408 (03) Gray ; No odor
1135 Sample Collected LC34-DPT0736-013.0-20190408 (03) Gray ; No odor
1150 Sample Collected LC34-DPT0736-018.0-20190408 (03) Gray ; No odor
1205 Sample Collected LC34-DPT0736-025.0-20190408 (03) Gray ; No odor
1220 Sample Collected LC34-DPT0736-032.0-20190408 (03) Gray ; No odor
1235 DPT0736 Pressure Grouted 34' to Surface then rods
- GPS Decon'd / Lunch
1325 GPS on site
1330 Set up on DPT0737 (02); had clean 5'
1340 Drilling Commenced
1350 Sample collected LC34-DPT0737-008.0-20190408 (02) Gray ; No odor
1400 Sample Collected LC34-DPT0737-013.0-20190408 (02) Gray ; No odor
1410 Sample Collected LC34-DPT0737-018.0-20190408 (02) Gray ; No odor
1425 Sample Collected LC34-DPT0737-025.0-20190408 (02) Gray ; No odor
1440 Sample Collected LC34-DPT0737-032.0-20190408 (02) Gray ; No odor
1450 DPT0737 Pressure Grouted 34' to surface then rods
1455 Drilling DPT0738 (01); previously had cleaned
1505 Sample Collected LC34-DPT0738-008.0-20190408 (01) Gray ; No odor
1515 Sample Collected LC34-DPT0738-013.0-20190408 (01) Gray ; No odor
1525 Sample Collected LC34-DPT0738-018.0-20190408 (01) Gray ; No odor
1540 Sample Collected LC34-DPT0738-025.0-20190408 (01) Gray ; No odor

1 square =

01/08/19 LL34

1555 Sample Collected LL34-DPT0738-032.0.20190408 (01) Gray ; No con.

1605 DPT0738 pressure Grouted 34' to surface tow rods

1615 Setup on DPT0739 (25); had clear 5'

1620 Drilling Commenced

1630 Sample Collected LL34-DPT0739-008.0-20190408 (25) Gray ; No con

1640 Sample collected LL34-DPT0739-013.0-20190408 (25) Gray ; No con

1650 Sample collected LL34-DPT0739-018.0-20190408 (25) Gray ; No con

1705 Sample collected LL34-DPT0739-025.0-20190408 (25) Gray ; No con

1720 Sample collected LL34-DPT0739-032.0-20190408 (25) Gray ; No con

04/09/19 LC34 112G08069

Personnel : Chuck Sordon (CS) Geologist TH
Micky Ritter (MR) Driller GPI
Gama Rivera (GR) Tech GPI

Weather : Cloudy; Inclement weather approaching
PPE : Level D
Health & Safety (HAS) : Topics - PPE; weather IDW
Objective : Continue DPT GW Sampling

0700 CS onsite
0715 GPI onsite; HAS meeting Daily prep
0720 Flat Bed Stuck in Sand
0745 Unstuck; Set up on DPT0740 (26); had clear 5'
0800 Drilling Commenced
0810 Sample collected LC34-DPT0740-008.0-20190409 (26) Gray ; No odor
0820 Sample Collected LC34-DPT0740-013.0-20190409 (26) Gray ; No odor
0830 Sample Collected LC34-DPT0740-018.0-20190409 (26) Gray ; No odor
0845 Sample Collected LC34-DPT0740-025.0-20190409 (26) Gray ; No odor
0900 Sample Collected LC34-DPT0740-032.0-20190409 (26) Gray ; No odor
0910 DPT0740 pressure Grouted 34' to surface twin rods
0940 Rods/Screens Decon'd; PID Verified
0950 Drilling DPT0741 (27); previously had cleared
1000 Sample Collected LC34-DPT0741-008.0-20190409 (27) Gray ; No odor
1010 Sample Collected LC34-DPT0741-013.0-20190409 (27) Gray ; No odor
1025 Sample Collected LC34-DPT0741-018.0-20190409 (27) Gray ; No odor
1040 Sample Collected LC34-DPT0741-025.0-20190409 (27) Gray ; No odor
1055 Sample Collected LC34-DPT0741-032.0-20190409 (27) Gray ; No odor
1105 DPT0741 pressure Grouted 34' to surface twin rods
1110 Drilling DPT0742 (28); previously had cleared
1120 Sample Collected LC34-DPT0742-008.0-20190409 (28) Gray ; No odor
1130 Sample Collected LC34-DPT0742-013.0-20190409 (28) Gray ; No odor
1140 Sample Collected LC34-DPT0742-018.0-20190409 (28) Gray ; No odor
1155 Sample Collected LC34-DPT0742-025.0-20190409 (28) Gray ; No odor
1210 Sample Collected LC34-DPT0742-032.0-20190409 (28) Gray ; No odor
1220 DPT0742 pressure Grouted 34' to surface twin rods
1230 GPI offsite for lunch
1300 GPI onsite
1320 Set up on DPT0743 (29); had clear 5'
1325 Drilling Commenced
1335 Sample Collected LC34-DPT0743-008.0-20190409 (29) Gray ; No odor
1345 Sample Collected LC34-DPT0743-013.0-20190409 (29) Gray ; No odor
1400 Sample Collected LC34-DPT0743-018.0-20190409 (29) Gray ; No odor
1415 Sample collected LC34-DPT0743-025.0-20190409 (29) Gray ; No odor

Sample: 1 square = _____

04/09/19 LC34 112G08019

1435 Sample collected LC34-DPT0743-032.0-20190409 (29) Gray ; No odor

1445 DPT0743 Pressure Grouted 34" to surface thru rods

1455 Drilling Commenced on DPT0744 (30); previously had clay

1505 Sample Collected LC34-DPT0744-008.0-20190409 (30) Gray ; No odor

1515 Sample collected LC34-DPT0744-013.0-20190409 (30) Gray ; No odor

1530 Sample collected LC34-DPT0744-018.0-20190409 (30) Gray ; No odor

1545 Sample Collected LC34-DPT0744-025.0-20190409 (30) Gray ; No odor

1600 Sample Collected LC34-DPT0744-032.0-20190409 (30) Gray ; No odor

Scale: 1 square =_____

Rite in the Rain

04/12/19 LC34 112G08069

Personnel : Chuck Sarda (CS) Geologist TT
Micky Ritter (MR) Driller GPI
Gene Rivera (GR) Tech GPI

Location : Sunny 70°F
PPE : Level D
Health & Safety (HAS) : Topic's - DPE ; heat stress; IDW
Objective : Continue DPT Investigation

0700 CS/GPI onsite; HAS meeting; Daily prep
0755 Set up on DPT0745 (31); had clear 5'
0805 Drilling Commenced
0815 Sample Collected LC34-DPT0745-008.0-20190412 (31) Gray ; No odor
0825 Sample Collected LC34-DPT0745-013.0-20190412 (31) Gray ; No odor
0840 Sample Collected LC34-DPT0745-018.0-20190412 (31) Gray ; No odor
0855 Sample Collected LC34-DPT0745-025.0-20190412 (31) Gray ; No odor
0910 Sample Collected LC34-DPT0745-032.0-20190412 (31) Gray ; No odor
0920 DPT0745 pressure Grouted 34' to surface Turn rods
0925 Set up on DPT0746 (32); had clear 5'
0935 Drilling Commenced
0945 Sample Collected LC34-DPT0746-008.0-20190412 (32) Gray ; No odor
0955 Sample Collected LC34-DPT0746-013.0-20190412 (32) Gray ; No odor
1010 Sample Collected LC34-DPT0746-018.0-20190412 (32) Gray ; No odor
1025 Sample Collected LC34-DPT0746-025.0-20190412 (32) Gray ; No odor
1040 Sample Collected LC34-DPT0746-032.0-20190412 (32) Gray ; No odor
1050 DPT0746 pressure Grouted 34' to Surface Turn rods
1055 Set up on DPT0747 (33); had clear 5'
1105 Drilling Commenced
1115 Sample Collected LC34-DPT0747-008.0-20190412 (33) Gray ; No odor
1125 Sample Collected LC34-DPT0747-013.0-20190412 (33) Gray ; No odor
1135 Sample Collected LC34-DPT0747-018.0-20190412 (33) Gray ; No odor
1150 Sample Collected LC34-DPT0747-025.0-20190412 (33) Gray ; No odor
1205 Sample Collected LC34-DPT0747-032.0-20190412 (33) Gray ; No odor
1215 DPT0747 pressure Grouted 34' to Surface turn rods
1225 Set up on DPT0748 (34); had clear 5'
1230 Drilling Commenced
1240 Sample Collected LC34-DPT0748-008.0-20190412 (34) Gray ; No odor
1250 Sample Collected LC34-DPT0748-013.0-20190412 (34) Gray ; No odor
1305 Sample Collected LC34-DPT0748-018.0-20190412 (34) Gray ; No odor
1320 Sample Collected LC34-DPT0748-025.0-20190412 (34) Gray ; No odor
1335 Sample Collected LC34-DPT0748-032.0-20190412 (34) Gray ; No odor
1345 DPT0748 pressure Grouted 34' to Surface Turn rods

Scale: 1 square = _____

04/13/19 LC34 112G08069

Personnel : Chuck Sorden (CS) Geologist TT
Micky Ritter (MR) Driller GPI
Gamma Rivera (GR) Tech GPI

Weather : Sunny 70°F
PPE : Level D
Health & Safety (HAS) : Topics - PPE; Hydration; IDW
Objective : Continue DPT GW Investigation

0800 CS onsite
0830 GPI onsite; HAS meeting; Drill prep
0910 Setup on DPT 0749 (35); Adjusting Depth 4' Depth being on higher grade (6-10 = 10-14); nomenclature remains the same
0915 Drilling commenced
0925 Sample Collected LC34-DPT0749-008.0-20190415 (35) Gray ; No odor
- Rig Learn Diagnosing
1230 Rig repaired (O-Ring) Drilling resumed
1245 Sample Collected LC34-DPT0749-013.0-20190415 (35) Gray ; No odor
1300 Sample Collected LC34-DPT0749-018.0-20190415 (35) Gray ; No odor
1315 Sample Collected LC34-DPT0749-025.0-20190415 (35) Gray ; No odor
1330 Sample Collected LC34-DPT0749-032.0-20190415 (35) Gray ; No odor
1340 DPT0749 pressure Grouted 38' to surface then rods
1345 Drilling DPT0750 (36); previously had cleared
1355 Sample collected LC34-DPT0750-008.0-20190415 (36) Gray ; No odor
1410 Sample collected LC34-DPT0750-013.0-20190415 (36) Gray ; No odor
1420 Sample collected LC34-DPT0750-018.0-20190415 (36) Gray ; No odor
1435 Sample Collected LC34-DPT0750-025.0-20190415 (36) Gray ; No odor
1450 Sample Collected LC34-DPT0750-032.0-20190415 (36) Gray ; No odor
1500 DPT0750 pressure Grouted 34' to surface then rods
1505 Drilling DPT0751 (37); previously had cleared
1515 Sample collected LC34-DPT0751-008.0-20190415 (37) Gray ; No odor
1525 Sample collected LC34-DPT0751-013.0-20190415 (37) Gray ; No odor
1535 Sample Collected LC34-DPT0751-018.0-20190415 (37) Gray ; No odor
1545 Sample Collected LC34-DPT0751-025.0-20190415 (37) Gray ; No odor
1600 Sample Collected LC34-DPT0751-032.0-20190415 (37) Gray ; No odor
1610 DPT0751 pressure Grouted 34' to surface then rods
1615 Drilling DPT0752 (38); previously had cleared 5'
1625 Sample collected LC34-DPT0752-008.0-20190415 (38) Gray ; No odor
1635 Sample collected LC34-DPT0752-013.0-20190415 (38) Gray ; No odor
1645 Sample Collected LC34-DPT0752-018.0-20190415 (38) Gray ; No odor
1700 Sample Collected LC34-DPT0752-025.0-20190415 (38) Gray ; No odor
1715 Sample collected LC34-DPT0752-032.0-20190415 (38) Gray ; No odor
1730 Offsite after Grout

Scale: 1 square =
Rite in the Rain

04/16/19 LC34 112G08069

Personnel : Chuck Sorden (CS) Geologist TT
Mickey Ritter (MR) Driller GPI
Gama Rivera (GR) Tech GPI

Weather : Sunny 64°F

PPE : Level D

Health & Safety (HAS) : Topics - PPE; Ticks; Hydration

objective : Centre DPT GW investigation

0700 CS/GPI on site; HAS meeting; Decoring Rods/screens
0800 Rods/tooling decon'd w/ Steam; PID verified.
0810 Set up on DPT0753 (39); had clean 5'
0820 Drilling Commenced
0830 Sample Collected LC34-DPT0753-008.0-20190416 (39) Gray ; no odor
0840 Sample collected LC34-DPT0753-013.0-20190416 (39) Gray ; no odor
0850 Sample Collected LC34-DPT0753-018.0-20190416 (39) Gray ; no odor
0905 Sample collected LC34-DPT0753-025.0-20190416 (39) Gray ; no odor
0920 Sample Collected LC34-DPT0753-032.0-20190416 (39) Gray ; no odor
0930 DPT0753 pressure Grouted 34' to surface tree rods
0940 Drilling DPT0754 (40) previously used clean
0950 Sample Collected LC34-DPT0754-008.0-20190416 (40) Gray ; no odor
1000 Sample Collected LC34-DPT0754-013.0-20190416 (40) Gray ; no odor
1010 Sample Collected LC34-DPT0754-018.0-20190416 (40) Gray ; no odor
1025 Sample Collected LC34-DPT0754-025.0-20190416 (40) Gray ; no odor
1040 Sample Collected LC34-DPT0754-032.0-20190416 (40) Gray ; no odor
1050 DPT0754 pressure Grouted
1100 Drilling DPT0755 (43); previously used cleaned
1110 Sample Collected LC34-DPT0755-008.0-20190416 (43) Gray ; no odor
1125 Sample Collected LC34-DPT0755-013.0-20190416 (43) Gray ; no odor
1135 Sample Collected LC34-DPT0755-018.0-20190416 (43) Gray ; no odor
1150 Sample collected LC34-DPT0755-025.0-20190416 (43) Gray ; no odor
1205 Sample collected LC34-DPT0755-032.0-20190416 (43) Gray ; no odor
1215 DPT0755 pressure Grouted 34' to surface tree rods; GPI offsite for lunch
1240 GPI on site; Decoring
1325 Decon'd
1325 Set up on DPT 0756 (44); had clean 5'
1330 Drilling Commenced
1340 Sample collected LC34-DPT0756-008.0-20190416 (44) Gray ; no odor
1350 Sample Collected LC34-DPT0756-013.0-20190416 (44) Gray ; no odor
1405 Sample collected LC34-DPT0756-018.0-20190416 (44) Gray ; no odor
1420 Sample collected LC34-DPT0756-025.0-20190416 (44) Gray ; no odor
1435 Sample Collected LC34-DPT0756-032.0-20190416 (44) Gray ; no odor
1445 DPT0756 pressure Grouted 34' to surface tree rods

04/16/19 LC34 112G08069

1450 Drilling DPT0757 (45); previously hand cleaned

1500 Sample Collected LC34-DPT0757-008.0-20190416 (45) Gray ; no odor

1510 Sample Collected LC34-DPT0757-013.0-20190416 (45) Gray ; No odor

1525 Sample Collected LC34-DPT0757-018.0-20190416 (45) Gray ; no odor

1540 Sample Collected LC34-DPT0757-025.0-20190416 (45) Gray ; no odor

1555 Sample Collected LC34-DPT0757-032.0-20190416 (45) Gray ; no odor

04/17/19 LC34 112G08064

Personnel : Chuck Sorden (CS) Geologist TY
Micky Ritter (MR) Driller GPI
Gamma Rivera (GR) Tech GPI

Weather : Sunny 63°F
PPE : Level D
Health & Safety (HAS) : Topics - PPE; Hydration; IDW
Objective : Continue DPT GW Investigation

0700 CS/GPI on site; HAS meeting; Daily prep
0730 Setup on DPT0758 (46); had clear 5'
0740 Drilling Commenced (adjusted depth 4' Deeper)
0750 Sample collected LC34-DPT0758-008-20190417 (46) Gray ; no odor
0800 Sample collected LC34-DPT0758-013.0-20190417 (46) Gray ; no odor
0810 Sample collected LC34-DPT0758-018.0-20190417 (46) Gray ; no odor
0825 Sample collected LC34-DPT0758-025.0-20190417 (46) Gray ; no odor
0840 Sample collected LC34-DPT0758-032.0-20190417 (46) Gray ; no odor
0850 DPT0758 pressure Grouted 38' to surface through rods
0900 Setup on DPT0759 (04); had clear 5'; Drilling
0910 Sample collected LC34-DPT0759-008.0-20190417 (04) Gray ; no odor
0920 Sample collected LC34-DPT0759-013.0-20190417 (04) Gray ; no odor
0935 Sample collected LC34-DPT0759-018.0-20190417 (04) Gray ; no odor
0950 Sample collected LC34-DPT0759-025.0-20190417 (04) Gray ; no odor
1005 Sample collected LC34-DPT0759-032.0-20190417 (04) Gray ; no odor
1015 DPT0759 pressure Grouted 34' to surface through rods; Decoring
1050 Decoring; setup on DPT0760 (05); had clear 5'
1055 Drilling Commenced
1105 Sample collected LC34-DPT0760-008.0-20190417 (05) Gray ; no odor
1115 Sample collected LC34-DPT0760-013.0-20190417 (05) Gray ; no odor
1125 Sample collected LC34-DPT0760-018.0-20190417 (05) Gray ; no odor
1140 Sample collected LC34-DPT0760-025.0-20190417 (05) Gray ; no odor
1155 Sample collected LC34-DPT0760-032.0-20190417 (05) Gray ; no odor
1205 DPT0760 pressure Grouted 34' to surface through rods; GPI offsite for lunch
1250 GPI on site
1305 Setup on DPT0761 (20); had clear 5'
1310 Drilling Commenced
1320 Sample collected LC34-DPT0761-008.0-20190417 (20) Gray ; no odor
1330 Sample collected LC34-DPT0761-013.0-20190417 (20) Gray ; no odor
1345 Sample collected LC34-DPT0761-018.0-20190417 20 Gray ; no odor
1400 Sample collected LC34-DPT0761-025.0-20190417 (20) Gray ; no odor
1415 Sample collected LC34-DPT0761-032.0-20190417 20
1425 DPT0761 pressure Grouted 34' to surface through rods
1430 Drilling DPT0762 (21) previously had clear

Scale: 1 square = _____

04/17/19 LC34 11208064

1140 Sample Collected LC34-DPT0762-008.0-20190417 (21) Gry ; No Core
1450 Sample Collected LC34-DPT0762-013.0-20190417 (21) Gry ; No Core
1505 Sample Collected LC34-DPT0762-018.0-20190417 (21) Gry ; No Core
1520 Sample Collected LC34-DPT0762-025.0-20190417 (21) Gry ; No Core
1535 Sample Collected LC34-DPT0762-032.0-20190417 (21) Gry ; No Core

Scale: 1 square = _____

Rite in the Rain

04/18/19 LL34 112G08069

Personnel : Chris Sachs (CS) Geologist TT
Micky Ritter (MR) Driller GPI

Weather : Sunny 73°F
PPE : Level D
Health & Safety (HAS) : Topics - Ticks ; PPE ; Vehicle Safety
objective : Continue DPT GW Sampling

0700 CS/GPI on site ; HAS meeting ; Daily prep
0750 Drilling DPT0762 (50)
0800 Sample collected LL34-DPT0762-008.0-20190418 (50) Gray ; No odor
0810 Sample collected LL34-DPT0762-013.0-20190418 (50) Gray ; No odor
0820 Sample collected LL34-DPT0762-018.0-20190418 (50) Gray ; No odor
0835 Sample collected LL34-DPT0762-025.0-20190418 (50) Gray ; No odor
0850 Sample collected LL34-DPT0762-032.0-20190418 (50) Gray ; No odor
0900 DPT0763 pressure Grouted 34' to surface thru rods
0915 Setup on DPT0764 (49) ; had clear 5'
0920 Drilling Commenced
0930 Sample collected LL34-DPT0764-008.0-20190418 (49) Gray ; No odor
0940 Sample collected LL34-DPT0764-013.0-20190418 (49) Gray ; No odor
0955 Sample collected LL34-DPT0764-018.0-20190418 (49) Gray ; No odor
1010 Sample collected LL34-DPT0764-025.0-20190418 (49) Gray ; No odor
1025 Sample collected LL34-DPT0764-032.0-20190418 (49) Gray ; No odor
1035 DPT0764 pressure Grouted 34' to surface thru rods
1040 Setup on DPT0765 (48) ; had clear 5' Drilling ~~collected~~ Commenced
1045 ~~Sample collected LL34-DPT0765-008.0-20190418 (48) Gray ; No odor~~
1055 Sample collected LL34-DPT0765-008.0-20190418 (48) Gray ; No odor
1105 Sample collected LL34-DPT0765-013.0-20190418 (48) Gray ; No odor
1115 Sample collected LL34-DPT0765-018.0-20180418 (48) Gray ; No odor
1130 Sample collected LL34-DPT0765-025.0-20180418 (48) Gray ; No odor
1145 Sample collected LL34-DPT0765-032.0-20180418 (48) Gray ; No odor
1155 DPT0765 pressure Grouted 34' to surface thru rods ; GPI tag Lunch
1230 GPI on site ; Decoming
1300 Decoming
1320 Setup on DPT0766 (47) ; had clear 5'
1325 Drilling Commenced Adjusting 4' Deeper
1335 Sample collected LL34-DPT0766-008.0-20190418 (47) Gray ; No odor
1350 Sample collected LL34-DPT0766-013.0-20190418 (47) Gray ; No odor
1400 Sample collected LL34-DPT0766-018.0-20190418 (47) Gray ; No odor
1415 Sample collected LL34-DPT0766-025.0-20190418 (47) Gray ; No odor
1435 Sample collected LL34-DPT0766-032.0-20190418 (47) Gray ; No odor
1445 DPT0766 pressure Grouted 34' to surface thru rods

Scale: 1 square = _____

04/18/14 LC34 1126C8064

1300 Set up on DPT0767 (22); had clear 5'

1305 Drilling Commenced

1515 Sample Collected LC34-DPT0767-~~022~~ 008.0-20140418 (22) Gray ; no odor

1525 Sample Collected LC34-DPT0767-013.0-20140418 (22) Gray ; no odor

1540 Sample Collected LC34-DPT0767-018.0-20140418 (22) Gray ; no odor

1555 Sample Collected LC34-DPT0767-025.0-20140418 (22) Gray ; no odor

1615 Sample Collected LC34-DPT0767-032.0-20140418 (22) Gray ; no odor

1630 DPT0767 pressure Grouted 34' to surface-tank rods

1700 Decon'd; offsite @ 1715

Scale: 1 square =_____

Rite in the Rain

04/19/19 LC34 112G08069

Personnel : Chuck Sorden (CS) Geologist TI
Micky Ritter (MR) Driller GPI
Gamma Rivera (GR) Tech GPI

weather : Sunny 78°F

PPE : Lvl D

Health & Safety (HAS) : Topics - Demob; Tickets; Lifting

objective : Complete DPT GW and Demob

0700 CS/GPS on site; HAS meeting; Daily prep
0745 Setup on DPT0768 (S1); hand clear 5'
0750 Drilling Commenced Gray ; No odor
0800 Sample Collected LC34-DPT0768-008.0-20190419 (S1) Gray ; No odor
0810 Sample Collected LC34-DPT0768-013.0-20190419 (S1) Gray ; No odor
0820 Sample collected LC34-DPT0768-018.0-20190419 (S1) Gray ; No odor
0835 Sample Collected LC34-DPT0768-025.0-20190419 (S1) Gray ; No odor
0855 Sample Collected LC34-DPT0768-032.0-20190419 (S1) Gray ; No odor
0905 DPT0768 pressure Grouted 34' to surface tree rods
0915 Drilling DPT0769 (S2); previously hand cleared
0925 Sample Collected LC34-DPT0769-008.0-20190419 (S2) Gray ; No odor
0935 Sample Collected LC34-DPT0769-013.0-20190419 (S2) Gray ; No odor
0945 Sample Collected LC34-DPT0769-018.0-20190419 (S2) Gray ; No odor
1000 Sample Collected LC34-DPT0769-025.0-20190419 (S2) Gray ; No odor
1015 Sample Collected LC34-DPT0769-032.0-20190419 (S2) Gray ; No odor
1025 DPT0769 pressure Grouted 34' to surface
1035 Drilling DPT0770 (41)
1045 Sample Collected LC34-DPT0770-008.0-20190419 (41) Gray ; No odor
1055 Sample Collected LC34-DPT0770-013.0-20190419 (41) Gray ; No odor
1105 Sample Collected LC34-DPT0770-018.0-20190419 (41) Gray ; No odor
1120 Sample Collected LC34-DPT0770-025.0-20190419 (41) Gray ; No odor
1135 Sample Collected LC34-DPT0770-032.0-20190419 (41) Gray ; No odor
1145 DPT0770 pressure Grouted 34' to surface tree rods; Begin Demob
1330 offsite

Rite in the Rain.

Scale: 1 square = _____

Tetra Tech, Inc.

DPT GROUNDWATER SAMPLE LOG SHEET

Project Site Name: KSC-LC34
Project No.: 112G08069
Date: 03/04/2019

Sample ID: LC34-DPT0682
Location: 15
Sampled By: C. Sorden

DPT SAMPLING DATA

LOCATION ID	LOCATION	DATE	TIME	DEPTH	ODOR	COLOR	COMMENTS
LC34-DPT0682	15	03/04/2019	1105	78'	None	Gray	

SAMPLE COLLECTION INFORMATION

Analysis	Preservative	Container Requirements	Collected
SW-846 8260B VOCs	None	Two (2) - 40 mL vials delivered to Mobile Lab	X

OBSERVATIONS / NOTES

All intervals purged a minimum of five (5) screen volumes (1.5 L) prior to sample collection.
Hand auger five feet to clear utilities
Borehole abandoned via pressure grouting through boring rods
Rig, Rods, and associated tooling decon'd with pressurized steam

Circle if Applicable:

MS/MSD	Duplicate ID No.:



Tetra Tech, Inc.

DPT GROUNDWATER SAMPLE LOG SHEET

Project Site Name: KSC-LC34
Project No.: 112G08069
Date: 03/04/2019

Sample ID: LC34-DPT0683
Location: X
Sampled By: C. Sorden

DPT SAMPLING DATA

LOCATION ID	LOCATION	DATE	TIME	DEPTH	ODOR	COLOR	COMMENTS
LC34-DPT0683	X	03/04/2019	1310	73'	None	Gray	
LC34-DPT0683	X	03/04/2019	1340	78'	None	Gray	
LC34-DPT0683	X	03/04/2019	1430	98'	None	Gray	

SAMPLE COLLECTION INFORMATION

Analysis	Preservative	Container Requirements	Collected
SW-846 8260B VOCs	None	Two (2) - 40 mL vials delivered to Mobile Lab	X

OBSERVATIONS / NOTES

All intervals purged a minimum of five (5) screen volumes (1.5 L) prior to sample collection.
Hand auger five feet to clear utilities
Borehole abandoned via pressure grouting through boring rods
Rig, Rods, and associated tooling decon'd with pressurized steam

Circle if Applicable:

MS/MSD | Duplicate ID No.:



Tetra Tech, Inc.

DPT GROUNDWATER SAMPLE LOG SHEET

Project Site Name: KSC-LC34
Project No.: 112G08069
Date: 03/04/2019

Sample ID: LC34-DPT0684
Location: Y
Sampled By: C. Sorden

DPT SAMPLING DATA

LOCATION ID	LOCATION	DATE	TIME	DEPTH	ODOR	COLOR	COMMENTS
LC34-DPT0684	Y	03/04/2019	1620	73'	None	Gray	
LC34-DPT0684	Y	03/04/2019	1710	78'	None	Gray	
LC34-DPT0684	Y	03/04/2019	1730	98'	None	Gray	

SAMPLE COLLECTION INFORMATION

Analysis	Preservative	Container Requirements	Collected
SW-846 8260B VOCs	None	Two (2) - 40 mL vials delivered to Mobile Lab	X

OBSERVATIONS / NOTES

All intervals purged a minimum of five (5) screen volumes (1.5 L) prior to sample collection.
Hand auger five feet to clear utilities
Borehole abandoned via pressure grouting through boring rods
Rig, Rods, and associated tooling decon'd with pressurized steam

Circle if Applicable:

MS/MSD	Duplicate ID No.:



Tetra Tech, Inc.

DPT GROUNDWATER SAMPLE LOG SHEET

Project Site Name: KSC-LC34
Project No.: 112G08069
Date: 03/05/2019

Sample ID: LC34-DPT0685
Location: W
Sampled By: C. Sorden

DPT SAMPLING DATA

LOCATION ID	LOCATION	DATE	TIME	DEPTH	ODOR	COLOR	COMMENTS
LC34-DPT0685	W	03/05/2019	0855	63'	None	Gray	
LC34-DPT0685	W	03/05/2019	0925	68'	None	Gray	
LC34-DPT0685	W	03/05/2019	1000	73'	None	Gray	
LC34-DPT0685	W	03/05/2019	1030	78	None	Gray	
LC34-DPT0685	W	03/05/2019	1115	98'	None	Gray	

SAMPLE COLLECTION INFORMATION

Analysis	Preservative	Container Requirements	Collected
SW-846 8260B VOCs	None	Two (2) - 40 mL vials delivered to Mobile Lab	X

OBSERVATIONS / NOTES

All intervals purged a minimum of five (5) screen volumes (1.5 L) prior to sample collection.
Hand auger five feet to clear utilities
Borehole abandoned via pressure grouting through boring rods
Rig, Rods, and associated tooling decon'd with pressurized steam

Circle if Applicable:

MS/MSD	Duplicate ID No.:



Tetra Tech, Inc.

DPT GROUNDWATER SAMPLE LOG SHEET

Project Site Name: KSC-LC34
Project No.: 112G08069
Date: 03/05/2019

Sample ID: LC34-DPT0686
Location: V
Sampled By: C. Sorden

DPT SAMPLING DATA

LOCATION ID	LOCATION	DATE	TIME	DEPTH	ODOR	COLOR	COMMENTS
LC34-DPT0686	V	03/05/2019	1340	63'	None	Gray	
LC34-DPT0686	V	03/05/2019	1410	68'	None	Gray	
LC34-DPT0686	V	03/05/2019	1440	73'	None	Gray	
LC34-DPT0686	V	03/05/2019	1505	78	None	Gray	
LC34-DPT0686	V	03/05/2019	1550	98'	None	Gray	

SAMPLE COLLECTION INFORMATION

Analysis	Preservative	Container Requirements	Collected
SW-846 8260B VOCs	None	Two (2) - 40 mL vials delivered to Mobile Lab	X

OBSERVATIONS / NOTES

All intervals purged a minimum of five (5) screen volumes (1.5 L) prior to sample collection.
Hand auger five feet to clear utilities
Borehole abandoned via pressure grouting through boring rods
Rig, Rods, and associated tooling decon'd with pressurized steam

Circle if Applicable:

MS/MSD	Duplicate ID No.:



Tetra Tech, Inc.

DPT GROUNDWATER SAMPLE LOG SHEET

Project Site Name: KSC-LC34
Project No.: 112G08069
Date: 03/05/2019 and 03/06/2019

Sample ID: LC34-DPT0687
Location: T
Sampled By: C. Sorden

DPT SAMPLING DATA

LOCATION ID	LOCATION	DATE	TIME	DEPTH	ODOR	COLOR	COMMENTS
LC34-DPT0687	T	03/05/2019	1650	63'	None	Gray	
LC34-DPT0687	T	03/05/2019	1725	68'	None	Gray	
LC34-DPT0687	T	03/06/2019	0800	73'	None	Gray	
LC34-DPT0687	T	03/06/2019	0830	78	None	Gray	
LC34-DPT0687	T	03/06/2019	0900	98'	None	Gray	

SAMPLE COLLECTION INFORMATION

Analysis	Preservative	Container Requirements	Collected
SW-846 8260B VOCs	None	Two (2) - 40 mL vials delivered to Mobile Lab	X

OBSERVATIONS / NOTES

All intervals purged a minimum of five (5) screen volumes (1.5 L) prior to sample collection.
Hand auger five feet to clear utilities
Borehole abandoned via pressure grouting through boring rods
Rig, Rods, and associated tooling decon'd with pressurized steam

Circle if Applicable:

MS/MSD	Duplicate ID No.:



Tetra Tech, Inc.

DPT GROUNDWATER SAMPLE LOG SHEET

Project Site Name: KSC-LC34
Project No.: 112G08069
Date: 03/06/2019

Sample ID: LC34-DPT0688
Location: N
Sampled By: C. Sorden

DPT SAMPLING DATA

LOCATION ID	LOCATION	DATE	TIME	DEPTH	ODOR	COLOR	COMMENTS
LC34-DPT0688	N	03/06/2019	1100	88'	None	Gray	

SAMPLE COLLECTION INFORMATION

Analysis	Preservative	Container Requirements	Collected
SW-846 8260B VOCs	None	Two (2) - 40 mL vials delivered to Mobile Lab	X

OBSERVATIONS / NOTES

All intervals purged a minimum of five (5) screen volumes (1.5 L) prior to sample collection.
Hand auger five feet to clear utilities
Borehole abandoned via pressure grouting through boring rods
Rig, Rods, and associated tooling decon'd with pressurized steam

Circle if Applicable:

MS/MSD	Duplicate ID No.:



Tetra Tech, Inc.

DPT GROUNDWATER SAMPLE LOG SHEET

Project Site Name: KSC-LC34
Project No.: 112G08069
Date: 03/06/2019

Sample ID: LC34-DPT0689
Location: E
Sampled By: C. Sorden

DPT SAMPLING DATA

LOCATION ID	LOCATION	DATE	TIME	DEPTH	ODOR	COLOR	COMMENTS
LC34-DPT0689	E	03/06/2019	1155	28'	None	Gray	
LC34-DPT0689	E	03/06/2019	1210	33'	None	Gray	
LC34-DPT0689	E	03/06/2019	1250	38'	None	Gray	
LC34-DPT0689	E	03/06/2019	1320	88'	None	Gray	
LC34-DPT0689	E	03/25/2019	1730	43'	None	Gray	
LC34-DPT0689	E	03/25/2019	0750	48'	None	Gray	
LC34-DPT0689	E	03/25/2019	0815	53'	None	Gray	

SAMPLE COLLECTION INFORMATION

Analysis	Preservative	Container Requirements	Collected
SW-846 8260B VOCs	None	Two (2) - 40 mL vials delivered to Mobile Lab	X

OBSERVATIONS / NOTES

All intervals purged a minimum of five (5) screen volumes (1.5 L) prior to sample collection.
Hand auger five feet to clear utilities
Borehole abandoned via pressure grouting through boring rods
Rig, Rods, and associated tooling decon'd with pressurized steam

Circle if Applicable:

MS/MSD	Duplicate ID No.:



Tetra Tech, Inc.

DPT GROUNDWATER SAMPLE LOG SHEET

Project Site Name: KSC-LC34
Project No.: 112G08069
Date: 03/06/2019

Sample ID: LC34-DPT0690
Location: I
Sampled By: C. Sorden

DPT SAMPLING DATA

LOCATION ID	LOCATION	DATE	TIME	DEPTH	ODOR	COLOR	COMMENTS
LC34-DPT0690	I	03/06/2019	1420	23'	None	Gray	
LC34-DPT0690	I	03/06/2019	1435	28'	None	Gray	
LC34-DPT0690	I	03/06/2019	1450	33'	None	Gray	
LC34-DPT0690	I	03/06/2019	1510	38'	None	Gray	
LC34-DPT0690	I	03/06/2019	1525	43'	None	Gray	
LC34-DPT0690	I	03/06/2019	1550	48'	None	Gray	
LC34-DPT0690	I	03/06/2019	1610	53'	None	Gray	
LC34-DPT0690	I	03/06/2019	1640	93'	None	Gray	

SAMPLE COLLECTION INFORMATION

Analysis	Preservative	Container Requirements	Collected
SW-846 8260B VOCs	None	Two (2) - 40 mL vials delivered to Mobile Lab	X

OBSERVATIONS / NOTES

All intervals purged a minimum of five (5) screen volumes (1.5 L) prior to sample collection.
Hand auger five feet to clear utilities
Borehole abandoned via pressure grouting through boring rods
Rig, Rods, and associated tooling decon'd with pressurized steam

Circle if Applicable:

MS/MSD | Duplicate ID No.:



Tetra Tech, Inc.

DPT GROUNDWATER SAMPLE LOG SHEET

Project Site Name: KSC-LC34
Project No.: 112G08069
Date: 03/07/2019

Sample ID: LC34-DPT0691
Location: 46
Sampled By: C. Sorden

DPT SAMPLING DATA

LOCATION ID	LOCATION	DATE	TIME	DEPTH	ODOR	COLOR	COMMENTS
LC34-DPT0691	46	03/07/2019	1420	33'	None	Gray	
LC34-DPT0691	46	03/07/2019	1435	38'	None	Gray	
LC34-DPT0691	46	03/06/2019	1450	43'	None	Gray	
LC34-DPT0691	46	03/06/2019	1510	48'	None	Gray	

SAMPLE COLLECTION INFORMATION

Analysis	Preservative	Container Requirements	Collected
SW-846 8260B VOCs	None	Two (2) - 40 mL vials delivered to Mobile Lab	X

OBSERVATIONS / NOTES

All intervals purged a minimum of five (5) screen volumes (1.5 L) prior to sample collection.
Hand auger five feet to clear utilities
Borehole abandoned via pressure grouting through boring rods
Rig, Rods, and associated tooling decon'd with pressurized steam

Circle if Applicable:

MS/MSD	Duplicate ID No.:



Tetra Tech, Inc.

DPT GROUNDWATER SAMPLE LOG SHEET

Project Site Name: KSC-LC34
Project No.: 112G08069
Date: 03/07/2019

Sample ID: LC34-DPT0611
Location: DPT0611
Sampled By: C. Sorden

DPT SAMPLING DATA

LOCATION ID	LOCATION	DATE	TIME	DEPTH	ODOR	COLOR	COMMENTS
LC34-DPT0611	DPT0611	03/07/2019	1010	93'	None	Gray	

SAMPLE COLLECTION INFORMATION

Analysis	Preservative	Container Requirements	Collected
SW-846 8260B VOCs	None	Two (2) - 40 mL vials delivered to Mobile Lab	X

OBSERVATIONS / NOTES

All intervals purged a minimum of five (5) screen volumes (1.5 L) prior to sample collection.
Hand auger five feet to clear utilities
Borehole abandoned via pressure grouting through boring rods
Rig, Rods, and associated tooling decon'd with pressurized steam

Circle if Applicable:

MS/MSD	Duplicate ID No.:



Tetra Tech, Inc.

DPT GROUNDWATER SAMPLE LOG SHEET

Project Site Name: KSC-LC34
Project No.: 112G08069
Date: 03/07/2019

Sample ID: LC34-DPT0611
Location: S
Sampled By: C. Sorden

DPT SAMPLING DATA

LOCATION ID	LOCATION	DATE	TIME	DEPTH	ODOR	COLOR	COMMENTS
LC34-DPT0611	S	03/07/2019	1120	93'	None	Gray	

SAMPLE COLLECTION INFORMATION

Analysis	Preservative	Container Requirements	Collected
SW-846 8260B VOCs	None	Two (2) - 40 mL vials delivered to Mobile Lab	X

OBSERVATIONS / NOTES

All intervals purged a minimum of five (5) screen volumes (1.5 L) prior to sample collection.
Hand auger five feet to clear utilities
Borehole abandoned via pressure grouting through boring rods
Rig, Rods, and associated tooling decon'd with pressurized steam

Circle if Applicable:

MS/MSD	Duplicate ID No.:



Tetra Tech, Inc.

DPT GROUNDWATER SAMPLE LOG SHEET

Project Site Name: KSC-LC34
Project No.: 112G08069
Date: 03/07/2019

Sample ID: LC34-DPT0693
Location: K
Sampled By: C. Sorden

DPT SAMPLING DATA

LOCATION ID	LOCATION	DATE	TIME	DEPTH	ODOR	COLOR	COMMENTS
LC34-DPT0693	K	03/07/2019	1310	73'	None	Gray	
LC34-DPT0693	K	03/07/2019	1340	78'	None	Gray	

SAMPLE COLLECTION INFORMATION

Analysis	Preservative	Container Requirements	Collected
SW-846 8260B VOCs	None	Two (2) - 40 mL vials delivered to Mobile Lab	X

OBSERVATIONS / NOTES

All intervals purged a minimum of five (5) screen volumes (1.5 L) prior to sample collection.
Hand auger five feet to clear utilities
Borehole abandoned via pressure grouting through boring rods
Rig, Rods, and associated tooling decon'd with pressurized steam

Circle if Applicable:

MS/MSD | Duplicate ID No.:



Tetra Tech, Inc.

DPT GROUNDWATER SAMPLE LOG SHEET

Project Site Name: KSC-LC34
Project No.: 112G08069
Date: 03/07/2019

Sample ID: LC34-DPT0694
Location: L
Sampled By: C. Sorden

DPT SAMPLING DATA

LOCATION ID	LOCATION	DATE	TIME	DEPTH	ODOR	COLOR	COMMENTS
LC34-DPT0694	L	03/07/2019	1445	73'	None	Gray	

SAMPLE COLLECTION INFORMATION

Analysis	Preservative	Container Requirements	Collected
SW-846 8260B VOCs	None	Two (2) - 40 mL vials delivered to Mobile Lab	X

OBSERVATIONS / NOTES

All intervals purged a minimum of five (5) screen volumes (1.5 L) prior to sample collection.
Hand auger five feet to clear utilities
Borehole abandoned via pressure grouting through boring rods
Rig, Rods, and associated tooling decon'd with pressurized steam

Circle if Applicable:

MS/MSD	Duplicate ID No.:



Tetra Tech, Inc.

DPT GROUNDWATER SAMPLE LOG SHEET

Project Site Name: KSC-LC34
Project No.: 112G08069
Date: 03/07/2019

Sample ID: LC34-DPT0695
Location: 57
Sampled By: C. Sorden

DPT SAMPLING DATA

LOCATION ID	LOCATION	DATE	TIME	DEPTH	ODOR	COLOR	COMMENTS
LC34-DPT0695	57	03/07/2019	1540	73'	None	Gray	

SAMPLE COLLECTION INFORMATION

Analysis	Preservative	Container Requirements	Collected
SW-846 8260B VOCs	None	Two (2) - 40 mL vials delivered to Mobile Lab	X

OBSERVATIONS / NOTES

All intervals purged a minimum of five (5) screen volumes (1.5 L) prior to sample collection.
Hand auger five feet to clear utilities
Borehole abandoned via pressure grouting through boring rods
Rig, Rods, and associated tooling decon'd with pressurized steam

Circle if Applicable:

MS/MSD	Duplicate ID No.:



Tetra Tech, Inc.

DPT GROUNDWATER SAMPLE LOG SHEET

Project Site Name: KSC-LC34
Project No.: 112G08069
Date: 03/07/2019

Sample ID: LC34-DPT0696
Location: 56
Sampled By: C. Sorden

DPT SAMPLING DATA

LOCATION ID	LOCATION	DATE	TIME	DEPTH	ODOR	COLOR	COMMENTS
LC34-DPT0696	56	03/07/2019	1645	73'	None	Gray	

SAMPLE COLLECTION INFORMATION

Analysis	Preservative	Container Requirements	Collected
SW-846 8260B VOCs	None	Two (2) - 40 mL vials delivered to Mobile Lab	X

OBSERVATIONS / NOTES

All intervals purged a minimum of five (5) screen volumes (1.5 L) prior to sample collection.
Hand auger five feet to clear utilities
Borehole abandoned via pressure grouting through boring rods
Rig, Rods, and associated tooling decon'd with pressurized steam

Circle if Applicable:

MS/MSD	Duplicate ID No.:



Tetra Tech, Inc.

DPT GROUNDWATER SAMPLE LOG SHEET

Project Site Name: KSC-LC34
Project No.: 112G08069
Date: 03/07/2019

Sample ID: LC34-DPT0697
Location: 55
Sampled By: C. Sorden

DPT SAMPLING DATA

LOCATION ID	LOCATION	DATE	TIME	DEPTH	ODOR	COLOR	COMMENTS
LC34-DPT0697	55	03/07/2019	1730	78'	None	Gray	

SAMPLE COLLECTION INFORMATION

Analysis	Preservative	Container Requirements	Collected
SW-846 8260B VOCs	None	Two (2) - 40 mL vials delivered to Mobile Lab	X

OBSERVATIONS / NOTES

All intervals purged a minimum of five (5) screen volumes (1.5 L) prior to sample collection.
Hand auger five feet to clear utilities
Borehole abandoned via pressure grouting through boring rods
Rig, Rods, and associated tooling decon'd with pressurized steam

Circle if Applicable:

MS/MSD	Duplicate ID No.:



Tetra Tech, Inc.

DPT GROUNDWATER SAMPLE LOG SHEET

Project Site Name: KSC-LC34
Project No.: 112G08069
Date: 03/08/2019

Sample ID: LC34-DPT0698
Location: Z
Sampled By: C. Sorden

DPT SAMPLING DATA

LOCATION ID	LOCATION	DATE	TIME	DEPTH	ODOR	COLOR	COMMENTS
LC34-DPT0698	Z	03/08/2019	0845	33'	None	Gray	
LC34-DPT0698	Z	03/08/2019	0900	38'	None	Gray	

SAMPLE COLLECTION INFORMATION

Analysis	Preservative	Container Requirements	Collected
SW-846 8260B VOCs	None	Two (2) - 40 mL vials delivered to Mobile Lab	X

OBSERVATIONS / NOTES

All intervals purged a minimum of five (5) screen volumes (1.5 L) prior to sample collection.
Hand auger five feet to clear utilities
Borehole abandoned via pressure grouting through boring rods
Rig, Rods, and associated tooling decon'd with pressurized steam

Circle if Applicable:

MS/MSD | Duplicate ID No.:



Tetra Tech, Inc.

DPT GROUNDWATER SAMPLE LOG SHEET

Project Site Name: KSC-LC34
Project No.: 112G08069
Date: 03/08/2019

Sample ID: LC34-DPT0699
Location: 58
Sampled By: C. Sorden

DPT SAMPLING DATA

LOCATION ID	LOCATION	DATE	TIME	DEPTH	ODOR	COLOR	COMMENTS
LC34-DPT0699	58	03/08/2019	0940	33'	None	Gray	
LC34-DPT0699	58	03/08/2019	0955	38'	None	Gray	

SAMPLE COLLECTION INFORMATION

Analysis	Preservative	Container Requirements	Collected
SW-846 8260B VOCs	None	Two (2) - 40 mL vials delivered to Mobile Lab	X

OBSERVATIONS / NOTES

All intervals purged a minimum of five (5) screen volumes (1.5 L) prior to sample collection.
Hand auger five feet to clear utilities
Borehole abandoned via pressure grouting through boring rods
Rig, Rods, and associated tooling decon'd with pressurized steam

Circle if Applicable:

MS/MSD	Duplicate ID No.:



Tetra Tech, Inc.

DPT GROUNDWATER SAMPLE LOG SHEET

Project Site Name: KSC-LC34
Project No.: 112G08069
Date: 03/08/2019

Sample ID: LC34-DPT0700
Location: 54
Sampled By: C. Sorden

DPT SAMPLING DATA

LOCATION ID	LOCATION	DATE	TIME	DEPTH	ODOR	COLOR	COMMENTS
LC34-DPT0700	54	03/08/2019	0940	73'	None	Gray	
LC34-DPT0700	54	03/08/2019	0955	78'	None	Gray	

SAMPLE COLLECTION INFORMATION

Analysis	Preservative	Container Requirements	Collected
SW-846 8260B VOCs	None	Two (2) - 40 mL vials delivered to Mobile Lab	X

OBSERVATIONS / NOTES

All intervals purged a minimum of five (5) screen volumes (1.5 L) prior to sample collection.
Hand auger five feet to clear utilities
Borehole abandoned via pressure grouting through boring rods
Rig, Rods, and associated tooling decon'd with pressurized steam

Circle if Applicable:

MS/MSD	Duplicate ID No.:



Tetra Tech, Inc.

DPT GROUNDWATER SAMPLE LOG SHEET

Project Site Name: KSC-LC34
Project No.: 112G08069
Date: 03/25/2019

Sample ID: LC34-DPT0701
Location: A8
Sampled By: C. Sorden

DPT SAMPLING DATA

LOCATION ID	LOCATION	DATE	TIME	DEPTH	ODOR	COLOR	COMMENTS
LC34-DPT0701	A8	03/25/2019	1020	63'	None	Gray	
LC34-DPT0701	A8	03/25/2019	1050	68'	None	Gray	
LC34-DPT0701	A8	03/25/2019	1115	73'	None	Gray	
LC34-DPT0701	A8	03/25/2019	1145	78'	None	Gray	
LC34-DPT0701	A8	03/25/2019	1255	98'	None	Gray	

SAMPLE COLLECTION INFORMATION

Analysis	Preservative	Container Requirements	Collected
SW-846 8260B VOCs	None	Two (2) - 40 mL vials delivered to Mobile Lab	X

OBSERVATIONS / NOTES

All intervals purged a minimum of five (5) screen volumes (1.5 L) prior to sample collection.
Hand auger five feet to clear utilities
Borehole abandoned via pressure grouting through boring rods
Rig, Rods, and associated tooling decon'd with pressurized steam

Circle if Applicable:

MS/MSD	Duplicate ID No.:



Tetra Tech, Inc.

DPT GROUNDWATER SAMPLE LOG SHEET

Project Site Name: KSC-LC34
Project No.: 112G08069
Date: 03/25/2019

Sample ID: LC34-DPT0702
Location: A12
Sampled By: C. Sorden

DPT SAMPLING DATA

LOCATION ID	LOCATION	DATE	TIME	DEPTH	ODOR	COLOR	COMMENTS
LC34-DPT0702	A12	03/25/2019	1420	63'	None	Gray	
LC34-DPT0702	A12	03/25/2019	1450	68'	None	Gray	
LC34-DPT0702	A12	03/25/2019	1515	73'	None	Gray	
LC34-DPT0702	A12	03/25/2019	1545	78'	None	Gray	
LC34-DPT0702	A12	03/25/2019	1620	98'	None	Gray	

SAMPLE COLLECTION INFORMATION

Analysis	Preservative	Container Requirements	Collected
SW-846 8260B VOCs	None	Two (2) - 40 mL vials delivered to Mobile Lab	X

OBSERVATIONS / NOTES

All intervals purged a minimum of five (5) screen volumes (1.5 L) prior to sample collection.
Hand auger five feet to clear utilities
Borehole abandoned via pressure grouting through boring rods
Rig, Rods, and associated tooling decon'd with pressurized steam

Circle if Applicable:

MS/MSD	Duplicate ID No.:



Tetra Tech, Inc.

DPT GROUNDWATER SAMPLE LOG SHEET

Project Site Name: KSC-LC34
Project No.: 112G08069
Date: 03/26/2019

Sample ID: LC34-DPT0703
Location: A14
Sampled By: C. Sorden

DPT SAMPLING DATA

LOCATION ID	LOCATION	DATE	TIME	DEPTH	ODOR	COLOR	COMMENTS
LC34-DPT0703	A14	03/26/2019	0945	63'	None	Gray	
LC34-DPT0703	A14	03/26/2019	1015	68'	None	Gray	
LC34-DPT0703	A14	03/26/2019	1045	73'	None	Gray	
LC34-DPT0703	A14	03/26/2019	1115	78'	None	Gray	
LC34-DPT0703	A14	03/26/2019	1145	98'	None	Gray	

SAMPLE COLLECTION INFORMATION

Analysis	Preservative	Container Requirements	Collected
SW-846 8260B VOCs	None	Two (2) - 40 mL vials delivered to Mobile Lab	X

OBSERVATIONS / NOTES

All intervals purged a minimum of five (5) screen volumes (1.5 L) prior to sample collection.
Hand auger five feet to clear utilities
Borehole abandoned via pressure grouting through boring rods
Rig, Rods, and associated tooling decon'd with pressurized steam

Circle if Applicable:

MS/MSD	Duplicate ID No.:



Tetra Tech, Inc.

DPT GROUNDWATER SAMPLE LOG SHEET

Project Site Name: KSC-LC34
Project No.: 112G08069
Date: 03/26/2019

Sample ID: LC34-DPT0704
Location: A4
Sampled By: C. Sorden

DPT SAMPLING DATA

LOCATION ID	LOCATION	DATE	TIME	DEPTH	ODOR	COLOR	COMMENTS
LC34-DPT0704	A4	03/26/2019	1430	68'	None	Gray	
LC34-DPT0704	A4	03/26/2019	1500	73'	None	Gray	
LC34-DPT0704	A4	03/26/2019	1530	78'	None	Gray	

SAMPLE COLLECTION INFORMATION

Analysis	Preservative	Container Requirements	Collected
SW-846 8260B VOCs	None	Two (2) - 40 mL vials delivered to Mobile Lab	X

OBSERVATIONS / NOTES

All intervals purged a minimum of five (5) screen volumes (1.5 L) prior to sample collection.
Hand auger five feet to clear utilities
Borehole abandoned via pressure grouting through boring rods
Rig, Rods, and associated tooling decon'd with pressurized steam

Circle if Applicable:

MS/MSD	Duplicate ID No.:



Tetra Tech, Inc.

DPT GROUNDWATER SAMPLE LOG SHEET

Project Site Name: KSC-LC34
Project No.: 112G08069
Date: 03/26/2019

Sample ID: LC34-DPT0705
Location: A2
Sampled By: C. Sorden

DPT SAMPLING DATA

LOCATION ID	LOCATION	DATE	TIME	DEPTH	ODOR	COLOR	COMMENTS
LC34-DPT0705	A2	03/26/2019	1640	68'	None	Gray	
LC34-DPT0705	A2	03/26/2019	1705	73'	None	Gray	
LC34-DPT0705	A2	03/26/2019	1730	78'	None	Gray	

SAMPLE COLLECTION INFORMATION

Analysis	Preservative	Container Requirements	Collected
SW-846 8260B VOCs	None	Two (2) - 40 mL vials delivered to Mobile Lab	X

OBSERVATIONS / NOTES

All intervals purged a minimum of five (5) screen volumes (1.5 L) prior to sample collection.
Hand auger five feet to clear utilities
Borehole abandoned via pressure grouting through boring rods
Rig, Rods, and associated tooling decon'd with pressurized steam

Circle if Applicable:

MS/MSD	Duplicate ID No.:



Tetra Tech, Inc.

DPT GROUNDWATER SAMPLE LOG SHEET

Project Site Name: KSC-LC34
Project No.: 112G08069
Date: 03/27/2019

Sample ID: LC34-DPT0706
Location: A1
Sampled By: C. Sorden

DPT SAMPLING DATA

LOCATION ID	LOCATION	DATE	TIME	DEPTH	ODOR	COLOR	COMMENTS
LC34-DPT0706	A1	03/27/2019	1345	68'	None	Gray	
LC34-DPT0706	A1	03/27/2019	1410	73'	None	Gray	
LC34-DPT0706	A1	03/27/2019	1440	78'	None	Gray	

SAMPLE COLLECTION INFORMATION

Analysis	Preservative	Container Requirements	Collected
SW-846 8260B VOCs	None	Two (2) - 40 mL vials delivered to Mobile Lab	X

OBSERVATIONS / NOTES

All intervals purged a minimum of five (5) screen volumes (1.5 L) prior to sample collection.
Hand auger five feet to clear utilities
Borehole abandoned via pressure grouting through boring rods
Rig, Rods, and associated tooling decon'd with pressurized steam

Circle if Applicable:

MS/MSD	Duplicate ID No.:



Tetra Tech, Inc.

DPT GROUNDWATER SAMPLE LOG SHEET

Project Site Name: KSC-LC34
Project No.: 112G08069
Date: 03/27/2019

Sample ID: LC34-DPT0707
Location: 39
Sampled By: C. Sorden

DPT SAMPLING DATA

LOCATION ID	LOCATION	DATE	TIME	DEPTH	ODOR	COLOR	COMMENTS
LC34-DPT0707	39	03/27/2019	1600	33'	None	Gray	
LC34-DPT0707	39	03/27/2019	1615	38'	None	Gray	
LC34-DPT0707	39	03/27/2019	1635	43'	None	Gray	
LC34-DPT0707	39	03/27/2019	1655	48'	None	Gray	
LC34-DPT0707	39	03/27/2019	1720	78'	None	Gray	

SAMPLE COLLECTION INFORMATION

Analysis	Preservative	Container Requirements	Collected
SW-846 8260B VOCs	None	Two (2) - 40 mL vials delivered to Mobile Lab	X

OBSERVATIONS / NOTES

All intervals purged a minimum of five (5) screen volumes (1.5 L) prior to sample collection.
Hand auger five feet to clear utilities
Borehole abandoned via pressure grouting through boring rods
Rig, Rods, and associated tooling decon'd with pressurized steam

Circle if Applicable:

MS/MSD	Duplicate ID No.:



Tetra Tech, Inc.

DPT GROUNDWATER SAMPLE LOG SHEET

Project Site Name: KSC-LC34
Project No.: 112G08069
Date: 03/28/2019

Sample ID: LC34-DPT0708
Location: 38
Sampled By: C. Sorden

DPT SAMPLING DATA

LOCATION ID	LOCATION	DATE	TIME	DEPTH	ODOR	COLOR	COMMENTS
LC34-DPT0708	38	03/28/2019	0855	33'	None	Gray	
LC34-DPT0708	38	03/28/2019	0910	38'	None	Gray	
LC34-DPT0708	38	03/28/2019	0930	43'	None	Gray	
LC34-DPT0708	38	03/28/2019	0950	48'	None	Gray	
LC34-DPT0708	38	03/28/2019	1015	78'	None	Gray	

SAMPLE COLLECTION INFORMATION

Analysis	Preservative	Container Requirements	Collected
SW-846 8260B VOCs	None	Two (2) - 40 mL vials delivered to Mobile Lab	X

OBSERVATIONS / NOTES

All intervals purged a minimum of five (5) screen volumes (1.5 L) prior to sample collection.
Hand auger five feet to clear utilities
Borehole abandoned via pressure grouting through boring rods
Rig, Rods, and associated tooling decon'd with pressurized steam

Circle if Applicable:

MS/MSD	Duplicate ID No.:



Tetra Tech, Inc.

DPT GROUNDWATER SAMPLE LOG SHEET

Project Site Name: KSC-LC34
Project No.: 112G08069
Date: 03/28/2019

Sample ID: LC34-DPT0709
Location: 20
Sampled By: C. Sorden

DPT SAMPLING DATA

LOCATION ID	LOCATION	DATE	TIME	DEPTH	ODOR	COLOR	COMMENTS
LC34-DPT0709	20	03/28/2019	1135	23'	None	Gray	
LC34-DPT0709	20	03/28/2019	1150	28'	None	Gray	
LC34-DPT0709	20	03/28/2019	1210	33'	None	Gray	
LC34-DPT0709	20	03/28/2019	0950	38'	None	Gray	
LC34-DPT0709	20	03/28/2019	1320	43'	None	Gray	
LC34-DPT0709	20	03/28/2019	1340	48'	None	Gray	
LC34-DPT0709	20	03/28/2019	1410	53'	None	Gray	
LC34-DPT0709	20	03/29/2019	0755	58'	None	Gray	
LC34-DPT0709	20	03/29/2019	0825	78'	None	Gray	

SAMPLE COLLECTION INFORMATION

Analysis	Preservative	Container Requirements	Collected
SW-846 8260B VOCs	None	Two (2) - 40 mL vials delivered to Mobile Lab	X

OBSERVATIONS / NOTES

All intervals purged a minimum of five (5) screen volumes (1.5 L) prior to sample collection.
Hand auger five feet to clear utilities
Borehole abandoned via pressure grouting through boring rods
Rig, Rods, and associated tooling decon'd with pressurized steam

Circle if Applicable:

MS/MSD	Duplicate ID No.:



Tetra Tech, Inc.

DPT GROUNDWATER SAMPLE LOG SHEET

Project Site Name: KSC-LC34
Project No.: 112G08069
Date: 03/29/2019

Sample ID: LC34-DPT0710
Location: 4
Sampled By: C. Sorden

DPT SAMPLING DATA

LOCATION ID	LOCATION	DATE	TIME	DEPTH	ODOR	COLOR	COMMENTS
LC34-DPT0710	4	03/29/2019	1005	8'	None	Gray	
LC34-DPT0710	4	03/29/2019	1015	13'	None	Gray	
LC34-DPT0710	4	03/29/2019	1025	18'	None	Gray	
LC34-DPT0710	4	03/29/2019	1040	25'	None	Gray	
LC34-DPT0710	4	03/29/2019	1100	32'	None	Gray	
LC34-DPT0710	4	03/29/2019	1115	38'	None	Gray	

SAMPLE COLLECTION INFORMATION

Analysis	Preservative	Container Requirements	Collected
SW-846 8260B VOCs	None	Two (2) - 40 mL vials delivered to Mobile Lab	X

OBSERVATIONS / NOTES

All intervals purged a minimum of five (5) screen volumes (1.5 L) prior to sample collection.
Hand auger five feet to clear utilities
Borehole abandoned via pressure grouting through boring rods
Rig, Rods, and associated tooling decon'd with pressurized steam

Circle if Applicable:

MS/MSD	Duplicate ID No.:



Tetra Tech, Inc.

DPT GROUNDWATER SAMPLE LOG SHEET

Project Site Name: KSC-LC34
Project No.: 112G08069
Date: 03/29/2019

Sample ID: LC34-DPT0712
Location: 6
Sampled By: C. Sorden

DPT SAMPLING DATA

LOCATION ID	LOCATION	DATE	TIME	DEPTH	ODOR	COLOR	COMMENTS
LC34-DPT0712	6	03/29/2019	1405	8'	None	Gray	
LC34-DPT0712	6	03/29/2019	1415	13'	None	Gray	
LC34-DPT0712	6	03/29/2019	1425	18'	None	Gray	
LC34-DPT0712	6	03/29/2019	1435	25'	None	Gray	
LC34-DPT0712	6	03/29/2019	1450	32'	None	Gray	
LC34-DPT0712	6	03/29/2019	1510	38'	None	Gray	

SAMPLE COLLECTION INFORMATION

Analysis	Preservative	Container Requirements	Collected
SW-846 8260B VOCs	None	Two (2) - 40 mL vials delivered to Mobile Lab	X

OBSERVATIONS / NOTES

All intervals purged a minimum of five (5) screen volumes (1.5 L) prior to sample collection.
Hand auger five feet to clear utilities
Borehole abandoned via pressure grouting through boring rods
Rig, Rods, and associated tooling decon'd with pressurized steam

Circle if Applicable:

MS/MSD	Duplicate ID No.:



Tetra Tech, Inc.

DPT GROUNDWATER SAMPLE LOG SHEET

Project Site Name: KSC-LC34
Project No.: 112G08069
Date: 03/29/2019

Sample ID: LC34-DPT0712
Location: 6
Sampled By: C. Sorden

DPT SAMPLING DATA

LOCATION ID	LOCATION	DATE	TIME	DEPTH	ODOR	COLOR	COMMENTS
LC34-DPT0712	6	03/29/2019	1145	8'	None	Gray	
LC34-DPT0712	6	03/29/2019	1155	13'	None	Gray	
LC34-DPT0712	6	03/29/2019	1205	18'	None	Gray	
LC34-DPT0712	6	03/29/2019	1225	25'	None	Gray	
LC34-DPT0712	6	03/29/2019	1250	32'	None	Gray	
LC34-DPT0712	6	03/29/2019	1310	38'	None	Gray	

SAMPLE COLLECTION INFORMATION

Analysis	Preservative	Container Requirements	Collected
SW-846 8260B VOCs	None	Two (2) - 40 mL vials delivered to Mobile Lab	X

OBSERVATIONS / NOTES

All intervals purged a minimum of five (5) screen volumes (1.5 L) prior to sample collection.
Hand auger five feet to clear utilities
Borehole abandoned via pressure grouting through boring rods
Rig, Rods, and associated tooling decon'd with pressurized steam

Circle if Applicable:

MS/MSD	Duplicate ID No.:



Tetra Tech, Inc.

DPT GROUNDWATER SAMPLE LOG SHEET

Project Site Name: KSC-LC34
Project No.: 112G08069
Date: 04/01/2019

Sample ID: LC34-DPT0713
Location: 1
Sampled By: C. Sorden

DPT SAMPLING DATA

LOCATION ID	LOCATION	DATE	TIME	DEPTH	ODOR	COLOR	COMMENTS
LC34-DPT0713	1	04/01/2019	1030	8'	None	Gray	
LC34-DPT0713	1	04/01/2019	1040	13'	None	Gray	
LC34-DPT0713	1	04/01/2019	1055	18'	None	Gray	
LC34-DPT0713	1	04/01/2019	1110	25'	None	Gray	
LC34-DPT0713	1	04/01/2019	1125	32'	None	Gray	
LC34-DPT0713	1	04/01/2019	1145	38'	None	Gray	

SAMPLE COLLECTION INFORMATION

Analysis	Preservative	Container Requirements	Collected
SW-846 8260B VOCs	None	Two (2) - 40 mL vials delivered to Mobile Lab	X

OBSERVATIONS / NOTES

All intervals purged a minimum of five (5) screen volumes (1.5 L) prior to sample collection.
Hand auger five feet to clear utilities
Borehole abandoned via pressure grouting through boring rods
Rig, Rods, and associated tooling decon'd with pressurized steam

Circle if Applicable:

MS/MSD	Duplicate ID No.:



Tetra Tech, Inc.

DPT GROUNDWATER SAMPLE LOG SHEET

Project Site Name: KSC-LC34
Project No.: 112G08069
Date: 04/01/2019

Sample ID: LC34-DPT0714
Location: 2
Sampled By: C. Sorden

DPT SAMPLING DATA

LOCATION ID	LOCATION	DATE	TIME	DEPTH	ODOR	COLOR	COMMENTS
LC34-DPT0714	2	04/01/2019	1210	8'	None	Gray	
LC34-DPT0714	2	04/01/2019	1220	13'	None	Gray	
LC34-DPT0714	2	04/01/2019	1310	18'	None	Gray	
LC34-DPT0714	2	04/01/2019	1325	25'	None	Gray	
LC34-DPT0714	2	04/01/2019	1340	32'	None	Gray	
LC34-DPT0714	2	04/01/2019	1355	38'	None	Gray	

SAMPLE COLLECTION INFORMATION

Analysis	Preservative	Container Requirements	Collected
SW-846 8260B VOCs	None	Two (2) - 40 mL vials delivered to Mobile Lab	X

OBSERVATIONS / NOTES

All intervals purged a minimum of five (5) screen volumes (1.5 L) prior to sample collection.
Hand auger five feet to clear utilities
Borehole abandoned via pressure grouting through boring rods
Rig, Rods, and associated tooling decon'd with pressurized steam

Circle if Applicable:

MS/MSD	Duplicate ID No.:



Tetra Tech, Inc.

DPT GROUNDWATER SAMPLE LOG SHEET

Project Site Name: KSC-LC34
Project No.: 112G08069
Date: 04/01/2019

Sample ID: LC34-DPT0715
Location: 3
Sampled By: C. Sorden

DPT SAMPLING DATA

LOCATION ID	LOCATION	DATE	TIME	DEPTH	ODOR	COLOR	COMMENTS
LC34-DPT0715	3	04/01/2019	1425	8'	None	Gray	
LC34-DPT0715	3	04/01/2019	1435	13'	None	Gray	
LC34-DPT0715	3	04/01/2019	1455	18'	None	Gray	
LC34-DPT0715	3	04/01/2019	1510	25'	None	Gray	
LC34-DPT0715	3	04/01/2019	1525	32'	None	Gray	
LC34-DPT0715	3	04/01/2019	1545	38'	None	Gray	

SAMPLE COLLECTION INFORMATION

Analysis	Preservative	Container Requirements	Collected
SW-846 8260B VOCs	None	Two (2) - 40 mL vials delivered to Mobile Lab	X

OBSERVATIONS / NOTES

All intervals purged a minimum of five (5) screen volumes (1.5 L) prior to sample collection.
Hand auger five feet to clear utilities
Borehole abandoned via pressure grouting through boring rods
Rig, Rods, and associated tooling decon'd with pressurized steam

Circle if Applicable:

MS/MSD	Duplicate ID No.:



Tetra Tech, Inc.

DPT GROUNDWATER SAMPLE LOG SHEET

Project Site Name: KSC-LC34
Project No.: 112G08069
Date: 04/01/2019 and 04/02/2019

Sample ID: LC34-DPT0716
Location: 7
Sampled By: C. Sorden

DPT SAMPLING DATA

LOCATION ID	LOCATION	DATE	TIME	DEPTH	ODOR	COLOR	COMMENTS
LC34-DPT0716	7	04/01/2019	1650	8'	None	Gray	
LC34-DPT0716	7	04/01/2019	1705	13'	None	Gray	
LC34-DPT0716	7	04/02/2019	0800	18'	None	Gray	
LC34-DPT0716	7	04/02/2019	0815	25'	None	Gray	
LC34-DPT0716	7	04/02/2019	0830	32'	None	Gray	
LC34-DPT0716	7	04/02/2019	0845	38'	None	Gray	

SAMPLE COLLECTION INFORMATION

Analysis	Preservative	Container Requirements	Collected
SW-846 8260B VOCs	None	Two (2) - 40 mL vials delivered to Mobile Lab	X

OBSERVATIONS / NOTES

All intervals purged a minimum of five (5) screen volumes (1.5 L) prior to sample collection.
Hand auger five feet to clear utilities
Borehole abandoned via pressure grouting through boring rods
Rig, Rods, and associated tooling decon'd with pressurized steam

Circle if Applicable:

MS/MSD	Duplicate ID No.:



Tetra Tech, Inc.

DPT GROUNDWATER SAMPLE LOG SHEET

Project Site Name: KSC-LC34
Project No.: 112G08069
Date: 04/02/2019

Sample ID: LC34-DPT0717
Location: 8
Sampled By: C. Sorden

DPT SAMPLING DATA

LOCATION ID	LOCATION	DATE	TIME	DEPTH	ODOR	COLOR	COMMENTS
LC34-DPT0717	8	04/02/2019	0925	8'	None	Gray	
LC34-DPT0717	8	04/02/2019	0935	13'	None	Gray	
LC34-DPT0717	8	04/02/2019	0950	18'	None	Gray	
LC34-DPT0717	8	04/02/2019	1005	25'	None	Gray	
LC34-DPT0717	8	04/02/2019	1020	32'	None	Gray	
LC34-DPT0717	8	04/02/2019	1035	38'	None	Gray	

SAMPLE COLLECTION INFORMATION

Analysis	Preservative	Container Requirements	Collected
SW-846 8260B VOCs	None	Two (2) - 40 mL vials delivered to Mobile Lab	X

OBSERVATIONS / NOTES

All intervals purged a minimum of five (5) screen volumes (1.5 L) prior to sample collection.
Hand auger five feet to clear utilities
Borehole abandoned via pressure grouting through boring rods
Rig, Rods, and associated tooling decon'd with pressurized steam

Circle if Applicable:

MS/MSD	Duplicate ID No.:



Tetra Tech, Inc.

DPT GROUNDWATER SAMPLE LOG SHEET

Project Site Name: KSC-LC34
Project No.: 112G08069
Date: 04/02/2019

Sample ID: LC34-DPT0718
Location: 9
Sampled By: C. Sorden

DPT SAMPLING DATA

LOCATION ID	LOCATION	DATE	TIME	DEPTH	ODOR	COLOR	COMMENTS
LC34-DPT0718	9	04/02/2019	1140	8'	None	Gray	
LC34-DPT0718	9	04/02/2019	1225	13'	None	Gray	
LC34-DPT0718	9	04/02/2019	1240	18'	None	Gray	
LC34-DPT0718	9	04/02/2019	1255	25'	None	Gray	
LC34-DPT0718	9	04/02/2019	1315	32'	None	Gray	
LC34-DPT0718	9	04/02/2019	1335	38'	None	Gray	

SAMPLE COLLECTION INFORMATION

Analysis	Preservative	Container Requirements	Collected
SW-846 8260B VOCs	None	Two (2) - 40 mL vials delivered to Mobile Lab	X

OBSERVATIONS / NOTES

All intervals purged a minimum of five (5) screen volumes (1.5 L) prior to sample collection.
Hand auger five feet to clear utilities
Borehole abandoned via pressure grouting through boring rods
Rig, Rods, and associated tooling decon'd with pressurized steam

Circle if Applicable:

MS/MSD	Duplicate ID No.:



Tetra Tech, Inc.

DPT GROUNDWATER SAMPLE LOG SHEET

Project Site Name: KSC-LC34
Project No.: 112G08069
Date: 04/02/2019

Sample ID: LC34-DPT0719
Location: 10
Sampled By: C. Sorden

DPT SAMPLING DATA

LOCATION ID	LOCATION	DATE	TIME	DEPTH	ODOR	COLOR	COMMENTS
LC34-DPT0719	10	04/02/2019	1405	8'	None	Gray	
LC34-DPT0719	10	04/02/2019	1420	13'	None	Gray	
LC34-DPT0719	10	04/02/2019	1435	18'	None	Gray	
LC34-DPT0719	10	04/02/2019	1450	25'	None	Gray	
LC34-DPT0719	10	04/02/2019	1510	32'	None	Gray	
LC34-DPT0719	10	04/02/2019	1535	38'	None	Gray	

SAMPLE COLLECTION INFORMATION

Analysis	Preservative	Container Requirements	Collected
SW-846 8260B VOCs	None	Two (2) - 40 mL vials delivered to Mobile Lab	X

OBSERVATIONS / NOTES

All intervals purged a minimum of five (5) screen volumes (1.5 L) prior to sample collection.
Hand auger five feet to clear utilities
Borehole abandoned via pressure grouting through boring rods
Rig, Rods, and associated tooling decon'd with pressurized steam

Circle if Applicable:

MS/MSD	Duplicate ID No.:



Tetra Tech, Inc.

DPT GROUNDWATER SAMPLE LOG SHEET

Project Site Name: KSC-LC34
Project No.: 112G08069
Date: 04/03/2019

Sample ID: LC34-DPT0720
Location: 19
Sampled By: C. Sorden

DPT SAMPLING DATA

LOCATION ID	LOCATION	DATE	TIME	DEPTH	ODOR	COLOR	COMMENTS
LC34-DPT0720	19	04/03/2019	0800	8'	None	Gray	
LC34-DPT0720	19	04/03/2019	0815	13'	None	Gray	
LC34-DPT0720	19	04/03/2019	0825	18'	None	Gray	
LC34-DPT0720	19	04/03/2019	0840	25'	None	Gray	
LC34-DPT0720	19	04/03/2019	0855	32'	None	Gray	

SAMPLE COLLECTION INFORMATION

Analysis	Preservative	Container Requirements	Collected
SW-846 8260B VOCs	None	Two (2) - 40 mL vials delivered to Mobile Lab	X

OBSERVATIONS / NOTES

All intervals purged a minimum of five (5) screen volumes (1.5 L) prior to sample collection.
Hand auger five feet to clear utilities
Borehole abandoned via pressure grouting through boring rods
Rig, Rods, and associated tooling decon'd with pressurized steam

Circle if Applicable:

MS/MSD	Duplicate ID No.:



Tetra Tech, Inc.

DPT GROUNDWATER SAMPLE LOG SHEET

Project Site Name: KSC-LC34
Project No.: 112G08069
Date: 04/03/2019

Sample ID: LC34-DPT0721
Location: 18
Sampled By: C. Sorden

DPT SAMPLING DATA

LOCATION ID	LOCATION	DATE	TIME	DEPTH	ODOR	COLOR	COMMENTS
LC34-DPT0721	18	04/03/2019	0925	8'	None	Gray	
LC34-DPT0721	18	04/03/2019	0940	13'	None	Gray	
LC34-DPT0721	18	04/03/2019	0955	18'	None	Gray	
LC34-DPT0721	18	04/03/2019	1010	25'	None	Gray	
LC34-DPT0721	18	04/03/2019	1025	32'	None	Gray	

SAMPLE COLLECTION INFORMATION

Analysis	Preservative	Container Requirements	Collected
SW-846 8260B VOCs	None	Two (2) - 40 mL vials delivered to Mobile Lab	X

OBSERVATIONS / NOTES

All intervals purged a minimum of five (5) screen volumes (1.5 L) prior to sample collection.
Hand auger five feet to clear utilities
Borehole abandoned via pressure grouting through boring rods
Rig, Rods, and associated tooling decon'd with pressurized steam

Circle if Applicable:

MS/MSD	Duplicate ID No.:



Tetra Tech, Inc.

DPT GROUNDWATER SAMPLE LOG SHEET

Project Site Name: KSC-LC34
Project No.: 112G08069
Date: 04/03/2019

Sample ID: LC34-DPT0722
Location: 17
Sampled By: C. Sorden

DPT SAMPLING DATA

LOCATION ID	LOCATION	DATE	TIME	DEPTH	ODOR	COLOR	COMMENTS
LC34-DPT0722	17	04/03/2019	1105	8'	None	Gray	
LC34-DPT0722	17	04/03/2019	1120	13'	None	Gray	
LC34-DPT0722	17	04/03/2019	1135	18'	None	Gray	
LC34-DPT0722	17	04/03/2019	1150	25'	None	Gray	
LC34-DPT0722	17	04/03/2019	1205	32'	None	Gray	

SAMPLE COLLECTION INFORMATION

Analysis	Preservative	Container Requirements	Collected
SW-846 8260B VOCs	None	Two (2) - 40 mL vials delivered to Mobile Lab	X

OBSERVATIONS / NOTES

All intervals purged a minimum of five (5) screen volumes (1.5 L) prior to sample collection.
Hand auger five feet to clear utilities
Borehole abandoned via pressure grouting through boring rods
Rig, Rods, and associated tooling decon'd with pressurized steam

Adjusted Depth 3' deeper due to higher grade than surrounding area. Nomenclature remained the same.

Circle if Applicable:

MS/MSD	Duplicate ID No.:



Tetra Tech, Inc.

DPT GROUNDWATER SAMPLE LOG SHEET

Project Site Name: KSC-LC34
Project No.: 112G08069
Date: 04/03/2019

Sample ID: LC34-DPT0723
Location: 16
Sampled By: C. Sorden

DPT SAMPLING DATA

LOCATION ID	LOCATION	DATE	TIME	DEPTH	ODOR	COLOR	COMMENTS
LC34-DPT0723	16	04/03/2019	1400	8'	None	Gray	
LC34-DPT0723	16	04/03/2019	1415	13'	None	Gray	
LC34-DPT0723	16	04/03/2019	1430	18'	None	Gray	
LC34-DPT0723	16	04/03/2019	1445	25'	None	Gray	
LC34-DPT0723	16	04/03/2019	1500	32'	None	Gray	

SAMPLE COLLECTION INFORMATION

Analysis	Preservative	Container Requirements	Collected
SW-846 8260B VOCs	None	Two (2) - 40 mL vials delivered to Mobile Lab	X

OBSERVATIONS / NOTES

All intervals purged a minimum of five (5) screen volumes (1.5 L) prior to sample collection.
Hand auger five feet to clear utilities
Borehole abandoned via pressure grouting through boring rods
Rig, Rods, and associated tooling decon'd with pressurized steam

Circle if Applicable:

MS/MSD	Duplicate ID No.:



Tetra Tech, Inc.

DPT GROUNDWATER SAMPLE LOG SHEET

Project Site Name: KSC-LC34
Project No.: 112G08069
Date: 04/03/2019

Sample ID: LC34-DPT0724
Location: 15
Sampled By: C. Sorden

DPT SAMPLING DATA

LOCATION ID	LOCATION	DATE	TIME	DEPTH	ODOR	COLOR	COMMENTS
LC34-DPT0724	15	04/03/2019	1535	8'	None	Gray	
LC34-DPT0724	15	04/03/2019	1545	13'	None	Gray	
LC34-DPT0724	15	04/03/2019	1555	18'	None	Gray	
LC34-DPT0724	15	04/03/2019	1610	25'	None	Gray	
LC34-DPT0724	15	04/03/2019	1625	32'	None	Gray	

SAMPLE COLLECTION INFORMATION

Analysis	Preservative	Container Requirements	Collected
SW-846 8260B VOCs	None	Two (2) - 40 mL vials delivered to Mobile Lab	X

OBSERVATIONS / NOTES

All intervals purged a minimum of five (5) screen volumes (1.5 L) prior to sample collection.
Hand auger five feet to clear utilities
Borehole abandoned via pressure grouting through boring rods
Rig, Rods, and associated tooling decon'd with pressurized steam

Circle if Applicable:

MS/MSD	Duplicate ID No.:



Tetra Tech, Inc.

DPT GROUNDWATER SAMPLE LOG SHEET

Project Site Name: KSC-LC34
Project No.: 112G08069
Date: 04/04/2019

Sample ID: LC34-DPT0725
Location: 14
Sampled By: C. Sorden

DPT SAMPLING DATA

LOCATION ID	LOCATION	DATE	TIME	DEPTH	ODOR	COLOR	COMMENTS
LC34-DPT0725	14	04/04/2019	0805	8'	None	Gray	
LC34-DPT0725	14	04/04/2019	0820	13'	None	Gray	
LC34-DPT0725	14	04/04/2019	0835	18'	None	Gray	
LC34-DPT0725	14	04/04/2019	0850	25'	None	Gray	
LC34-DPT0725	14	04/04/2019	0905	32'	None	Gray	

SAMPLE COLLECTION INFORMATION

Analysis	Preservative	Container Requirements	Collected
SW-846 8260B VOCs	None	Two (2) - 40 mL vials delivered to Mobile Lab	X

OBSERVATIONS / NOTES

All intervals purged a minimum of five (5) screen volumes (1.5 L) prior to sample collection.
Hand auger five feet to clear utilities
Borehole abandoned via pressure grouting through boring rods
Rig, Rods, and associated tooling decon'd with pressurized steam

Circle if Applicable:

MS/MSD	Duplicate ID No.:



Tetra Tech, Inc.

DPT GROUNDWATER SAMPLE LOG SHEET

Project Site Name: KSC-LC34
Project No.: 112G08069
Date: 04/04/2019

Sample ID: LC34-DPT0726
Location: 13
Sampled By: C. Sorden

DPT SAMPLING DATA

LOCATION ID	LOCATION	DATE	TIME	DEPTH	ODOR	COLOR	COMMENTS
LC34-DPT0726	13	04/04/2019	0945	8'	None	Gray	
LC34-DPT0726	13	04/04/2019	1000	13'	None	Gray	
LC34-DPT0726	13	04/04/2019	1015	18'	None	Gray	
LC34-DPT0726	13	04/04/2019	1035	25'	None	Gray	
LC34-DPT0726	13	04/04/2019	1050	32'	None	Gray	

SAMPLE COLLECTION INFORMATION

Analysis	Preservative	Container Requirements	Collected
SW-846 8260B VOCs	None	Two (2) - 40 mL vials delivered to Mobile Lab	X

OBSERVATIONS / NOTES

All intervals purged a minimum of five (5) screen volumes (1.5 L) prior to sample collection.
Hand auger five feet to clear utilities
Borehole abandoned via pressure grouting through boring rods
Rig, Rods, and associated tooling decon'd with pressurized steam

Circle if Applicable:

MS/MSD	Duplicate ID No.:



Tetra Tech, Inc.

DPT GROUNDWATER SAMPLE LOG SHEET

Project Site Name: KSC-LC34
Project No.: 112G08069
Date: 04/04/2019

Sample ID: LC34-DPT0727
Location: 12
Sampled By: C. Sorden

DPT SAMPLING DATA

LOCATION ID	LOCATION	DATE	TIME	DEPTH	ODOR	COLOR	COMMENTS
LC34-DPT0727	12	04/04/2019	1115	8'	None	Gray	
LC34-DPT0727	12	04/04/2019	1125	13'	None	Gray	
LC34-DPT0727	12	04/04/2019	1135	18'	None	Gray	
LC34-DPT0727	12	04/04/2019	1150	25'	None	Gray	
LC34-DPT0727	12	04/04/2019	1205	32'	None	Gray	

SAMPLE COLLECTION INFORMATION

Analysis	Preservative	Container Requirements	Collected
SW-846 8260B VOCs	None	Two (2) - 40 mL vials delivered to Mobile Lab	X

OBSERVATIONS / NOTES

All intervals purged a minimum of five (5) screen volumes (1.5 L) prior to sample collection.
Hand auger five feet to clear utilities
Borehole abandoned via pressure grouting through boring rods
Rig, Rods, and associated tooling decon'd with pressurized steam

Circle if Applicable:

MS/MSD	Duplicate ID No.:



Tetra Tech, Inc.

DPT GROUNDWATER SAMPLE LOG SHEET

Project Site Name: KSC-LC34
Project No.: 112G08069
Date: 04/04/2019

Sample ID: LC34-DPT0728
Location: 11
Sampled By: C. Sorden

DPT SAMPLING DATA

LOCATION ID	LOCATION	DATE	TIME	DEPTH	ODOR	COLOR	COMMENTS
LC34-DPT0728	11	04/04/2019	1315	8'	None	Gray	
LC34-DPT0728	11	04/04/2019	1325	13'	None	Gray	
LC34-DPT0728	11	04/04/2019	1340	18'	None	Gray	
LC34-DPT0728	11	04/04/2019	1355	25'	None	Gray	
LC34-DPT0728	11	04/04/2019	1410	32'	None	Gray	

SAMPLE COLLECTION INFORMATION

Analysis	Preservative	Container Requirements	Collected
SW-846 8260B VOCs	None	Two (2) - 40 mL vials delivered to Mobile Lab	X

OBSERVATIONS / NOTES

All intervals purged a minimum of five (5) screen volumes (1.5 L) prior to sample collection.
Hand auger five feet to clear utilities
Borehole abandoned via pressure grouting through boring rods
Rig, Rods, and associated tooling decon'd with pressurized steam

Circle if Applicable:

MS/MSD	Duplicate ID No.:



Tetra Tech, Inc.

DPT GROUNDWATER SAMPLE LOG SHEET

Project Site Name: KSC-LC34
Project No.: 112G08069
Date: 04/04/2019

Sample ID: LC34-DPT0729
Location: 10
Sampled By: C. Sorden

DPT SAMPLING DATA

LOCATION ID	LOCATION	DATE	TIME	DEPTH	ODOR	COLOR	COMMENTS
LC34-DPT0729	10	04/04/2019	1440	8'	None	Gray	
LC34-DPT0729	10	04/04/2019	1450	13'	None	Gray	
LC34-DPT0729	10	04/04/2019	1500	18'	None	Gray	
LC34-DPT0729	10	04/04/2019	1515	25'	None	Gray	
LC34-DPT0729	10	04/04/2019	1530	32'	None	Gray	

SAMPLE COLLECTION INFORMATION

Analysis	Preservative	Container Requirements	Collected
SW-846 8260B VOCs	None	Two (2) - 40 mL vials delivered to Mobile Lab	X

OBSERVATIONS / NOTES

All intervals purged a minimum of five (5) screen volumes (1.5 L) prior to sample collection.
Hand auger five feet to clear utilities
Borehole abandoned via pressure grouting through boring rods
Rig, Rods, and associated tooling decon'd with pressurized steam

Circle if Applicable:

MS/MSD	Duplicate ID No.:



Tetra Tech, Inc.

DPT GROUNDWATER SAMPLE LOG SHEET

Project Site Name: KSC-LC34
Project No.: 112G08069
Date: 04/04/2019

Sample ID: LC34-DPT0730
Location: 9
Sampled By: C. Sorden

DPT SAMPLING DATA

LOCATION ID	LOCATION	DATE	TIME	DEPTH	ODOR	COLOR	COMMENTS
LC34-DPT0730	9	04/04/2019	1600	8'	None	Gray	
LC34-DPT0730	9	04/04/2019	1615	13'	None	Gray	
LC34-DPT0730	9	04/04/2019	1630	18'	None	Gray	
LC34-DPT0730	9	04/04/2019	1645	25'	None	Gray	
LC34-DPT0730	9	04/04/2019	1700	32'	None	Gray	

SAMPLE COLLECTION INFORMATION

Analysis	Preservative	Container Requirements	Collected
SW-846 8260B VOCs	None	Two (2) - 40 mL vials delivered to Mobile Lab	X

OBSERVATIONS / NOTES

All intervals purged a minimum of five (5) screen volumes (1.5 L) prior to sample collection.
Hand auger five feet to clear utilities
Borehole abandoned via pressure grouting through boring rods
Rig, Rods, and associated tooling decon'd with pressurized steam

Circle if Applicable:

MS/MSD	Duplicate ID No.:



Tetra Tech, Inc.

DPT GROUNDWATER SAMPLE LOG SHEET

Project Site Name: KSC-LC34
Project No.: 112G08069
Date: 04/05/2019

Sample ID: LC34-DPT0731
Location: 8
Sampled By: C. Sorden

DPT SAMPLING DATA

LOCATION ID	LOCATION	DATE	TIME	DEPTH	ODOR	COLOR	COMMENTS
LC34-DPT0731	8	04/05/2019	0820	8'	None	Gray	
LC34-DPT0731	8	04/05/2019	0830	13'	None	Gray	
LC34-DPT0731	8	04/05/2019	0845	18'	None	Gray	
LC34-DPT0731	8	04/05/2019	1000	25'	None	Gray	
LC34-DPT0731	8	04/05/2019	1015	32'	None	Gray	

SAMPLE COLLECTION INFORMATION

Analysis	Preservative	Container Requirements	Collected
SW-846 8260B VOCs	None	Two (2) - 40 mL vials delivered to Mobile Lab	X

OBSERVATIONS / NOTES

All intervals purged a minimum of five (5) screen volumes (1.5 L) prior to sample collection.
Hand auger five feet to clear utilities
Borehole abandoned via pressure grouting through boring rods
Rig, Rods, and associated tooling decon'd with pressurized steam

Circle if Applicable:

MS/MSD	Duplicate ID No.:



Tetra Tech, Inc.

DPT GROUNDWATER SAMPLE LOG SHEET

Project Site Name: KSC-LC34
Project No.: 112G08069
Date: 04/05/2019

Sample ID: LC34-DPT0732
Location: 7
Sampled By: C. Sorden

DPT SAMPLING DATA

LOCATION ID	LOCATION	DATE	TIME	DEPTH	ODOR	COLOR	COMMENTS
LC34-DPT0732	7	04/05/2019	1040	8'	None	Gray	
LC34-DPT0732	7	04/05/2019	1050	13'	None	Gray	
LC34-DPT0732	7	04/05/2019	1105	18'	None	Gray	
LC34-DPT0732	7	04/05/2019	1120	25'	None	Gray	
LC34-DPT0732	7	04/05/2019	1135	32'	None	Gray	

SAMPLE COLLECTION INFORMATION

Analysis	Preservative	Container Requirements	Collected
SW-846 8260B VOCs	None	Two (2) - 40 mL vials delivered to Mobile Lab	X

OBSERVATIONS / NOTES

All intervals purged a minimum of five (5) screen volumes (1.5 L) prior to sample collection.
Hand auger five feet to clear utilities
Borehole abandoned via pressure grouting through boring rods
Rig, Rods, and associated tooling decon'd with pressurized steam

Circle if Applicable:

MS/MSD	Duplicate ID No.:



Tetra Tech, Inc.

DPT GROUNDWATER SAMPLE LOG SHEET

Project Site Name: KSC-LC34
Project No.: 112G08069
Date: 04/05/2019

Sample ID: LC34-DPT0733
Location: 6
Sampled By: C. Sorden

DPT SAMPLING DATA

LOCATION ID	LOCATION	DATE	TIME	DEPTH	ODOR	COLOR	COMMENTS
LC34-DPT0733	6	04/05/2019	1205	8'	None	Gray	
LC34-DPT0733	6	04/05/2019	1220	13'	None	Gray	
LC34-DPT0733	6	04/05/2019	1235	18'	None	Gray	
LC34-DPT0733	6	04/05/2019	1250	25'	None	Gray	
LC34-DPT0733	6	04/05/2019	1305	32'	None	Gray	

SAMPLE COLLECTION INFORMATION

Analysis	Preservative	Container Requirements	Collected
SW-846 8260B VOCs	None	Two (2) - 40 mL vials delivered to Mobile Lab	X

OBSERVATIONS / NOTES

All intervals purged a minimum of five (5) screen volumes (1.5 L) prior to sample collection.
Hand auger five feet to clear utilities
Borehole abandoned via pressure grouting through boring rods
Rig, Rods, and associated tooling decon'd with pressurized steam

Circle if Applicable:

MS/MSD	Duplicate ID No.:



Tetra Tech, Inc.

DPT GROUNDWATER SAMPLE LOG SHEET

Project Site Name: KSC-LC34
Project No.: 112G08069
Date: 04/05/2019

Sample ID: LC34-DPT0734
Location: 24
Sampled By: C. Sorden

DPT SAMPLING DATA

LOCATION ID	LOCATION	DATE	TIME	DEPTH	ODOR	COLOR	COMMENTS
LC34-DPT0734	24	04/05/2019	1335	8'	None	Gray	
LC34-DPT0734	24	04/05/2019	1345	13'	None	Gray	
LC34-DPT0734	24	04/05/2019	1355	18'	None	Gray	
LC34-DPT0734	24	04/05/2019	1410	25'	None	Gray	
LC34-DPT0734	24	04/05/2019	1425	32'	None	Gray	

SAMPLE COLLECTION INFORMATION

Analysis	Preservative	Container Requirements	Collected
SW-846 8260B VOCs	None	Two (2) - 40 mL vials delivered to Mobile Lab	X

OBSERVATIONS / NOTES

All intervals purged a minimum of five (5) screen volumes (1.5 L) prior to sample collection.
Hand auger five feet to clear utilities
Borehole abandoned via pressure grouting through boring rods
Rig, Rods, and associated tooling decon'd with pressurized steam

Circle if Applicable:

MS/MSD	Duplicate ID No.:



Tetra Tech, Inc.

DPT GROUNDWATER SAMPLE LOG SHEET

Project Site Name: KSC-LC34
Project No.: 112G08069
Date: 04/08/2019

Sample ID: LC34-DPT0735
Location: 23
Sampled By: C. Sorden

DPT SAMPLING DATA

LOCATION ID	LOCATION	DATE	TIME	DEPTH	ODOR	COLOR	COMMENTS
LC34-DPT0735	23	04/08/2019	1000	8'	None	Gray	
LC34-DPT0735	23	04/08/2019	1010	13'	None	Gray	
LC34-DPT0735	23	04/08/2019	1025	18'	None	Gray	
LC34-DPT0735	23	04/08/2019	1040	25'	None	Gray	
LC34-DPT0735	23	04/08/2019	1055	32'	None	Gray	

SAMPLE COLLECTION INFORMATION

Analysis	Preservative	Container Requirements	Collected
SW-846 8260B VOCs	None	Two (2) - 40 mL vials delivered to Mobile Lab	X

OBSERVATIONS / NOTES

All intervals purged a minimum of five (5) screen volumes (1.5 L) prior to sample collection.
Hand auger five feet to clear utilities
Borehole abandoned via pressure grouting through boring rods
Rig, Rods, and associated tooling decon'd with pressurized steam

Circle if Applicable:

MS/MSD	Duplicate ID No.:



Tetra Tech, Inc.

DPT GROUNDWATER SAMPLE LOG SHEET

Project Site Name: KSC-LC34
Project No.: 112G08069
Date: 04/08/2019

Sample ID: LC34-DPT0736
Location: 3
Sampled By: C. Sorden

DPT SAMPLING DATA

LOCATION ID	LOCATION	DATE	TIME	DEPTH	ODOR	COLOR	COMMENTS
LC34-DPT0736	3	04/08/2019	1125	8'	None	Gray	
LC34-DPT0736	3	04/08/2019	1135	13'	None	Gray	
LC34-DPT0736	3	04/08/2019	1150	18'	None	Gray	
LC34-DPT0736	3	04/08/2019	1205	25'	None	Gray	
LC34-DPT0736	3	04/08/2019	1220	32'	None	Gray	

SAMPLE COLLECTION INFORMATION

Analysis	Preservative	Container Requirements	Collected
SW-846 8260B VOCs	None	Two (2) - 40 mL vials delivered to Mobile Lab	X

OBSERVATIONS / NOTES

All intervals purged a minimum of five (5) screen volumes (1.5 L) prior to sample collection.
Hand auger five feet to clear utilities
Borehole abandoned via pressure grouting through boring rods
Rig, Rods, and associated tooling decon'd with pressurized steam

Circle if Applicable:

MS/MSD	Duplicate ID No.:



Tetra Tech, Inc.

DPT GROUNDWATER SAMPLE LOG SHEET

Project Site Name: KSC-LC34
Project No.: 112G08069
Date: 04/08/2019

Sample ID: LC34-DPT0737
Location: 2
Sampled By: C. Sorden

DPT SAMPLING DATA

LOCATION ID	LOCATION	DATE	TIME	DEPTH	ODOR	COLOR	COMMENTS
LC34-DPT0737	2	04/08/2019	1350	8'	None	Gray	
LC34-DPT0737	2	04/08/2019	1400	13'	None	Gray	
LC34-DPT0737	2	04/08/2019	1410	18'	None	Gray	
LC34-DPT0737	2	04/08/2019	1425	25'	None	Gray	
LC34-DPT0737	2	04/08/2019	1440	32'	None	Gray	

SAMPLE COLLECTION INFORMATION

Analysis	Preservative	Container Requirements	Collected
SW-846 8260B VOCs	None	Two (2) - 40 mL vials delivered to Mobile Lab	X

OBSERVATIONS / NOTES

All intervals purged a minimum of five (5) screen volumes (1.5 L) prior to sample collection.
Hand auger five feet to clear utilities
Borehole abandoned via pressure grouting through boring rods
Rig, Rods, and associated tooling decon'd with pressurized steam

Circle if Applicable:

MS/MSD	Duplicate ID No.:



Tetra Tech, Inc.

DPT GROUNDWATER SAMPLE LOG SHEET

Project Site Name: KSC-LC34
Project No.: 112G08069
Date: 04/08/2019

Sample ID: LC34-DPT0738
Location: 1
Sampled By: C. Sorden

DPT SAMPLING DATA

LOCATION ID	LOCATION	DATE	TIME	DEPTH	ODOR	COLOR	COMMENTS
LC34-DPT0738	1	04/08/2019	1505	8'	None	Gray	
LC34-DPT0738	1	04/08/2019	1515	13'	None	Gray	
LC34-DPT0738	1	04/08/2019	1525	18'	None	Gray	
LC34-DPT0738	1	04/08/2019	1540	25'	None	Gray	
LC34-DPT0738	1	04/08/2019	1555	32'	None	Gray	

SAMPLE COLLECTION INFORMATION

Analysis	Preservative	Container Requirements	Collected
SW-846 8260B VOCs	None	Two (2) - 40 mL vials delivered to Mobile Lab	X

OBSERVATIONS / NOTES

All intervals purged a minimum of five (5) screen volumes (1.5 L) prior to sample collection.
Hand auger five feet to clear utilities
Borehole abandoned via pressure grouting through boring rods
Rig, Rods, and associated tooling decon'd with pressurized steam

Circle if Applicable:

MS/MSD	Duplicate ID No.:



Tetra Tech, Inc.

DPT GROUNDWATER SAMPLE LOG SHEET

Project Site Name: KSC-LC34
Project No.: 112G08069
Date: 04/08/2019

Sample ID: LC34-DPT0739
Location: 25
Sampled By: C. Sorden

DPT SAMPLING DATA

LOCATION ID	LOCATION	DATE	TIME	DEPTH	ODOR	COLOR	COMMENTS
LC34-DPT0739	25	04/08/2019	1630	8'	None	Gray	
LC34-DPT0739	25	04/08/2019	1640	13'	None	Gray	
LC34-DPT0739	25	04/08/2019	1650	18'	None	Gray	
LC34-DPT0739	25	04/08/2019	1705	25'	None	Gray	
LC34-DPT0739	25	04/08/2019	1720	32'	None	Gray	

SAMPLE COLLECTION INFORMATION

Analysis	Preservative	Container Requirements	Collected
SW-846 8260B VOCs	None	Two (2) - 40 mL vials delivered to Mobile Lab	X

OBSERVATIONS / NOTES

All intervals purged a minimum of five (5) screen volumes (1.5 L) prior to sample collection.
Hand auger five feet to clear utilities
Borehole abandoned via pressure grouting through boring rods
Rig, Rods, and associated tooling decon'd with pressurized steam

Circle if Applicable:

MS/MSD	Duplicate ID No.:



Tetra Tech, Inc.

DPT GROUNDWATER SAMPLE LOG SHEET

Project Site Name: KSC-LC34
Project No.: 112G08069
Date: 04/09/2019

Sample ID: LC34-DPT0740
Location: 26
Sampled By: C. Sorden

DPT SAMPLING DATA

LOCATION ID	LOCATION	DATE	TIME	DEPTH	ODOR	COLOR	COMMENTS
LC34-DPT0740	26	04/09/2019	0810	8'	None	Gray	
LC34-DPT0740	26	04/09/2019	0820	13'	None	Gray	
LC34-DPT0740	26	04/09/2019	0830	18'	None	Gray	
LC34-DPT0740	26	04/09/2019	0845	25'	None	Gray	
LC34-DPT0740	26	04/09/2019	0900	32'	None	Gray	

SAMPLE COLLECTION INFORMATION

Analysis	Preservative	Container Requirements	Collected
SW-846 8260B VOCs	None	Two (2) - 40 mL vials delivered to Mobile Lab	X

OBSERVATIONS / NOTES

All intervals purged a minimum of five (5) screen volumes (1.5 L) prior to sample collection.
Hand auger five feet to clear utilities
Borehole abandoned via pressure grouting through boring rods
Rig, Rods, and associated tooling decon'd with pressurized steam

Circle if Applicable:

MS/MSD	Duplicate ID No.:



Tetra Tech, Inc.

DPT GROUNDWATER SAMPLE LOG SHEET

Project Site Name: KSC-LC34
Project No.: 112G08069
Date: 04/09/2019

Sample ID: LC34-DPT0741
Location: 27
Sampled By: C. Sorden

DPT SAMPLING DATA

LOCATION ID	LOCATION	DATE	TIME	DEPTH	ODOR	COLOR	COMMENTS
LC34-DPT0741	27	04/09/2019	1000	8'	None	Gray	
LC34-DPT0741	27	04/09/2019	1010	13'	None	Gray	
LC34-DPT0741	27	04/09/2019	1025	18'	None	Gray	
LC34-DPT0741	27	04/09/2019	1040	25'	None	Gray	
LC34-DPT0741	27	04/09/2019	1055	32'	None	Gray	

SAMPLE COLLECTION INFORMATION

Analysis	Preservative	Container Requirements	Collected
SW-846 8260B VOCs	None	Two (2) - 40 mL vials delivered to Mobile Lab	X

OBSERVATIONS / NOTES

All intervals purged a minimum of five (5) screen volumes (1.5 L) prior to sample collection.
Hand auger five feet to clear utilities
Borehole abandoned via pressure grouting through boring rods
Rig, Rods, and associated tooling decon'd with pressurized steam

Circle if Applicable:

MS/MSD	Duplicate ID No.:



Tetra Tech, Inc.

DPT GROUNDWATER SAMPLE LOG SHEET

Project Site Name: KSC-LC34
Project No.: 112G08069
Date: 04/09/2019

Sample ID: LC34-DPT0742
Location: 28
Sampled By: C. Sorden

DPT SAMPLING DATA

LOCATION ID	LOCATION	DATE	TIME	DEPTH	ODOR	COLOR	COMMENTS
LC34-DPT0742	28	04/09/2019	1120	8'	None	Gray	
LC34-DPT0742	28	04/09/2019	1130	13'	None	Gray	
LC34-DPT0742	28	04/09/2019	1140	18'	None	Gray	
LC34-DPT0742	28	04/09/2019	1155	25'	None	Gray	
LC34-DPT0742	28	04/09/2019	1210	32'	None	Gray	

SAMPLE COLLECTION INFORMATION

Analysis	Preservative	Container Requirements	Collected
SW-846 8260B VOCs	None	Two (2) - 40 mL vials delivered to Mobile Lab	X

OBSERVATIONS / NOTES

All intervals purged a minimum of five (5) screen volumes (1.5 L) prior to sample collection.
Hand auger five feet to clear utilities
Borehole abandoned via pressure grouting through boring rods
Rig, Rods, and associated tooling decon'd with pressurized steam

Circle if Applicable:

MS/MSD	Duplicate ID No.:



Tetra Tech, Inc.

DPT GROUNDWATER SAMPLE LOG SHEET

Project Site Name: KSC-LC34
Project No.: 112G08069
Date: 04/09/2019

Sample ID: LC34-DPT0743
Location: 29
Sampled By: C. Sorden

DPT SAMPLING DATA

LOCATION ID	LOCATION	DATE	TIME	DEPTH	ODOR	COLOR	COMMENTS
LC34-DPT0743	29	04/09/2019	1335	8'	None	Gray	
LC34-DPT0743	29	04/09/2019	1345	13'	None	Gray	
LC34-DPT0743	29	04/09/2019	1400	18'	None	Gray	
LC34-DPT0743	29	04/09/2019	1415	25'	None	Gray	
LC34-DPT0743	29	04/09/2019	1435	32'	None	Gray	

SAMPLE COLLECTION INFORMATION

Analysis	Preservative	Container Requirements	Collected
SW-846 8260B VOCs	None	Two (2) - 40 mL vials delivered to Mobile Lab	X

OBSERVATIONS / NOTES

All intervals purged a minimum of five (5) screen volumes (1.5 L) prior to sample collection.
Hand auger five feet to clear utilities
Borehole abandoned via pressure grouting through boring rods
Rig, Rods, and associated tooling decon'd with pressurized steam

Circle if Applicable:

MS/MSD	Duplicate ID No.:



Tetra Tech, Inc.

DPT GROUNDWATER SAMPLE LOG SHEET

Project Site Name: KSC-LC34
Project No.: 112G08069
Date: 04/09/2019

Sample ID: LC34-DPT0744
Location: 30
Sampled By: C. Sorden

DPT SAMPLING DATA

LOCATION ID	LOCATION	DATE	TIME	DEPTH	ODOR	COLOR	COMMENTS
LC34-DPT0744	30	04/09/2019	1505	8'	None	Gray	
LC34-DPT0744	30	04/09/2019	1515	13'	None	Gray	
LC34-DPT0744	30	04/09/2019	1530	18'	None	Gray	
LC34-DPT0744	30	04/09/2019	1545	25'	None	Gray	
LC34-DPT0744	30	04/09/2019	1600	32'	None	Gray	

SAMPLE COLLECTION INFORMATION

Analysis	Preservative	Container Requirements	Collected
SW-846 8260B VOCs	None	Two (2) - 40 mL vials delivered to Mobile Lab	X

OBSERVATIONS / NOTES

All intervals purged a minimum of five (5) screen volumes (1.5 L) prior to sample collection.
Hand auger five feet to clear utilities
Borehole abandoned via pressure grouting through boring rods
Rig, Rods, and associated tooling decon'd with pressurized steam

Circle if Applicable:

MS/MSD	Duplicate ID No.:



Tetra Tech, Inc.

DPT GROUNDWATER SAMPLE LOG SHEET

Project Site Name: KSC-LC34
Project No.: 112G08069
Date: 04/12/2019

Sample ID: LC34-DPT0745
Location: 31
Sampled By: C. Sorden

DPT SAMPLING DATA

LOCATION ID	LOCATION	DATE	TIME	DEPTH	ODOR	COLOR	COMMENTS
LC34-DPT0745	31	04/12/2019	0815	8'	None	Gray	
LC34-DPT0745	31	04/12/2019	0825	13'	None	Gray	
LC34-DPT0745	31	04/12/2019	0840	18'	None	Gray	
LC34-DPT0745	31	04/12/2019	0855	25'	None	Gray	
LC34-DPT0745	31	04/12/2019	0910	32'	None	Gray	

SAMPLE COLLECTION INFORMATION

Analysis	Preservative	Container Requirements	Collected
SW-846 8260B VOCs	None	Two (2) - 40 mL vials delivered to Mobile Lab	X

OBSERVATIONS / NOTES

All intervals purged a minimum of five (5) screen volumes (1.5 L) prior to sample collection.
Hand auger five feet to clear utilities
Borehole abandoned via pressure grouting through boring rods
Rig, Rods, and associated tooling decon'd with pressurized steam

Circle if Applicable:

MS/MSD	Duplicate ID No.:



Tetra Tech, Inc.

DPT GROUNDWATER SAMPLE LOG SHEET

Project Site Name: KSC-LC34
Project No.: 112G08069
Date: 04/12/2019

Sample ID: LC34-DPT0746
Location: 32
Sampled By: C. Sorden

DPT SAMPLING DATA

LOCATION ID	LOCATION	DATE	TIME	DEPTH	ODOR	COLOR	COMMENTS
LC34-DPT0746	32	04/12/2019	0945	8'	None	Gray	
LC34-DPT0746	32	04/12/2019	0955	13'	None	Gray	
LC34-DPT0746	32	04/12/2019	1010	18'	None	Gray	
LC34-DPT0746	32	04/12/2019	1025	25'	None	Gray	
LC34-DPT0746	32	04/12/2019	1040	32'	None	Gray	

SAMPLE COLLECTION INFORMATION

Analysis	Preservative	Container Requirements	Collected
SW-846 8260B VOCs	None	Two (2) - 40 mL vials delivered to Mobile Lab	X

OBSERVATIONS / NOTES

All intervals purged a minimum of five (5) screen volumes (1.5 L) prior to sample collection.
Hand auger five feet to clear utilities
Borehole abandoned via pressure grouting through boring rods
Rig, Rods, and associated tooling decon'd with pressurized steam

Circle if Applicable:

MS/MSD	Duplicate ID No.:



Tetra Tech, Inc.

DPT GROUNDWATER SAMPLE LOG SHEET

Project Site Name: KSC-LC34
Project No.: 112G08069
Date: 04/12/2019

Sample ID: LC34-DPT0747
Location: 33
Sampled By: C. Sorden

DPT SAMPLING DATA

LOCATION ID	LOCATION	DATE	TIME	DEPTH	ODOR	COLOR	COMMENTS
LC34-DPT0747	33	04/12/2019	1115	8'	None	Gray	
LC34-DPT0747	33	04/12/2019	1125	13'	None	Gray	
LC34-DPT0747	33	04/12/2019	1135	18'	None	Gray	
LC34-DPT0747	33	04/12/2019	1150	25'	None	Gray	
LC34-DPT0747	33	04/12/2019	1205	32'	None	Gray	

SAMPLE COLLECTION INFORMATION

Analysis	Preservative	Container Requirements	Collected
SW-846 8260B VOCs	None	Two (2) - 40 mL vials delivered to Mobile Lab	X

OBSERVATIONS / NOTES

All intervals purged a minimum of five (5) screen volumes (1.5 L) prior to sample collection.
Hand auger five feet to clear utilities
Borehole abandoned via pressure grouting through boring rods
Rig, Rods, and associated tooling decon'd with pressurized steam

Circle if Applicable:

MS/MSD	Duplicate ID No.:



Tetra Tech, Inc.

DPT GROUNDWATER SAMPLE LOG SHEET

Project Site Name: KSC-LC34
Project No.: 112G08069
Date: 04/12/2019

Sample ID: LC34-DPT0748
Location: 34
Sampled By: C. Sorden

DPT SAMPLING DATA

LOCATION ID	LOCATION	DATE	TIME	DEPTH	ODOR	COLOR	COMMENTS
LC34-DPT0748	34	04/12/2019	1240	8'	None	Gray	
LC34-DPT0748	34	04/12/2019	1250	13'	None	Gray	
LC34-DPT0748	34	04/12/2019	1305	18'	None	Gray	
LC34-DPT0748	34	04/12/2019	1320	25'	None	Gray	
LC34-DPT0748	34	04/12/2019	1335	32'	None	Gray	

SAMPLE COLLECTION INFORMATION

Analysis	Preservative	Container Requirements	Collected
SW-846 8260B VOCs	None	Two (2) - 40 mL vials delivered to Mobile Lab	X

OBSERVATIONS / NOTES

All intervals purged a minimum of five (5) screen volumes (1.5 L) prior to sample collection.
Hand auger five feet to clear utilities
Borehole abandoned via pressure grouting through boring rods
Rig, Rods, and associated tooling decon'd with pressurized steam

Circle if Applicable:

MS/MSD	Duplicate ID No.:



Tetra Tech, Inc.

DPT GROUNDWATER SAMPLE LOG SHEET

Project Site Name: KSC-LC34
Project No.: 112G08069
Date: 04/15/2019

Sample ID: LC34-DPT0749
Location: 35
Sampled By: C. Sorden

DPT SAMPLING DATA

LOCATION ID	LOCATION	DATE	TIME	DEPTH	ODOR	COLOR	COMMENTS
LC34-DPT0749	35	04/15/2019	0925	8'	None	Gray	
LC34-DPT0749	35	04/15/2019	1245	13'	None	Gray	
LC34-DPT0749	35	04/15/2019	1300	18'	None	Gray	
LC34-DPT0749	35	04/15/2019	1315	25'	None	Gray	
LC34-DPT0749	35	04/15/2019	1330	32'	None	Gray	

SAMPLE COLLECTION INFORMATION

Analysis	Preservative	Container Requirements	Collected
SW-846 8260B VOCs	None	Two (2) - 40 mL vials delivered to Mobile Lab	X

OBSERVATIONS / NOTES

All intervals purged a minimum of five (5) screen volumes (1.5 L) prior to sample collection.
Hand auger five feet to clear utilities
Borehole abandoned via pressure grouting through boring rods
Rig, Rods, and associated tooling decon'd with pressurized steam

Circle if Applicable:

MS/MSD	Duplicate ID No.:



Tetra Tech, Inc.

DPT GROUNDWATER SAMPLE LOG SHEET

Project Site Name: KSC-LC34
Project No.: 112G08069
Date: 04/15/2019

Sample ID: LC34-DPT0750
Location: 36
Sampled By: C. Sorden

DPT SAMPLING DATA

LOCATION ID	LOCATION	DATE	TIME	DEPTH	ODOR	COLOR	COMMENTS
LC34-DPT0750	36	04/15/2019	1355	8'	None	Gray	
LC34-DPT0750	36	04/15/2019	1410	13'	None	Gray	
LC34-DPT0750	36	04/15/2019	1420	18'	None	Gray	
LC34-DPT0750	36	04/15/2019	1435	25'	None	Gray	
LC34-DPT0750	36	04/15/2019	1450	32'	None	Gray	

SAMPLE COLLECTION INFORMATION

Analysis	Preservative	Container Requirements	Collected
SW-846 8260B VOCs	None	Two (2) - 40 mL vials delivered to Mobile Lab	X

OBSERVATIONS / NOTES

All intervals purged a minimum of five (5) screen volumes (1.5 L) prior to sample collection.
Hand auger five feet to clear utilities
Borehole abandoned via pressure grouting through boring rods
Rig, Rods, and associated tooling decon'd with pressurized steam

Circle if Applicable:

MS/MSD	Duplicate ID No.:



Tetra Tech, Inc.

DPT GROUNDWATER SAMPLE LOG SHEET

Project Site Name: KSC-LC34
Project No.: 112G08069
Date: 04/15/2019

Sample ID: LC34-DPT0751
Location: 37
Sampled By: C. Sorden

DPT SAMPLING DATA

LOCATION ID	LOCATION	DATE	TIME	DEPTH	ODOR	COLOR	COMMENTS
LC34-DPT0751	37	04/15/2019	1515	8'	None	Gray	
LC34-DPT0751	37	04/15/2019	1525	13'	None	Gray	
LC34-DPT0751	37	04/15/2019	1535	18'	None	Gray	
LC34-DPT0751	37	04/15/2019	1545	25'	None	Gray	
LC34-DPT0751	37	04/15/2019	1600	32'	None	Gray	

SAMPLE COLLECTION INFORMATION

Analysis	Preservative	Container Requirements	Collected
SW-846 8260B VOCs	None	Two (2) - 40 mL vials delivered to Mobile Lab	X

OBSERVATIONS / NOTES

All intervals purged a minimum of five (5) screen volumes (1.5 L) prior to sample collection.
Hand auger five feet to clear utilities
Borehole abandoned via pressure grouting through boring rods
Rig, Rods, and associated tooling decon'd with pressurized steam

Circle if Applicable:

MS/MSD | Duplicate ID No.:



Tetra Tech, Inc.

DPT GROUNDWATER SAMPLE LOG SHEET

Project Site Name: KSC-LC34
Project No.: 112G08069
Date: 04/15/2019

Sample ID: LC34-DPT0752
Location: 38
Sampled By: C. Sorden

DPT SAMPLING DATA

LOCATION ID	LOCATION	DATE	TIME	DEPTH	ODOR	COLOR	COMMENTS
LC34-DPT0752	38	04/15/2019	1625	8'	None	Gray	
LC34-DPT0752	38	04/15/2019	1635	13'	None	Gray	
LC34-DPT0752	38	04/15/2019	1645	18'	None	Gray	
LC34-DPT0752	38	04/15/2019	1700	25'	None	Gray	
LC34-DPT0752	38	04/15/2019	1715	32'	None	Gray	

SAMPLE COLLECTION INFORMATION

Analysis	Preservative	Container Requirements	Collected
SW-846 8260B VOCs	None	Two (2) - 40 mL vials delivered to Mobile Lab	X

OBSERVATIONS / NOTES

All intervals purged a minimum of five (5) screen volumes (1.5 L) prior to sample collection.
Hand auger five feet to clear utilities
Borehole abandoned via pressure grouting through boring rods
Rig, Rods, and associated tooling decon'd with pressurized steam

Circle if Applicable:

MS/MSD | Duplicate ID No.:



Tetra Tech, Inc.

DPT GROUNDWATER SAMPLE LOG SHEET

Project Site Name: KSC-LC34
Project No.: 112G08069
Date: 04/16/2019

Sample ID: LC34-DPT0753
Location: 39
Sampled By: C. Sorden

DPT SAMPLING DATA

LOCATION ID	LOCATION	DATE	TIME	DEPTH	ODOR	COLOR	COMMENTS
LC34-DPT0753	39	04/16/2019	0830	8'	None	Gray	
LC34-DPT0753	39	04/16/2019	0840	13'	None	Gray	
LC34-DPT0753	39	04/16/2019	0850	18'	None	Gray	
LC34-DPT0753	39	04/16/2019	0905	25'	None	Gray	
LC34-DPT0753	39	04/16/2019	0920	32'	None	Gray	

SAMPLE COLLECTION INFORMATION

Analysis	Preservative	Container Requirements	Collected
SW-846 8260B VOCs	None	Two (2) - 40 mL vials delivered to Mobile Lab	X

OBSERVATIONS / NOTES

All intervals purged a minimum of five (5) screen volumes (1.5 L) prior to sample collection.
Hand auger five feet to clear utilities
Borehole abandoned via pressure grouting through boring rods
Rig, Rods, and associated tooling decon'd with pressurized steam

Circle if Applicable:

MS/MSD	Duplicate ID No.:



Tetra Tech, Inc.

DPT GROUNDWATER SAMPLE LOG SHEET

Project Site Name: KSC-LC34
Project No.: 112G08069
Date: 04/16/2019

Sample ID: LC34-DPT0754
Location: 40
Sampled By: C. Sorden

DPT SAMPLING DATA

LOCATION ID	LOCATION	DATE	TIME	DEPTH	ODOR	COLOR	COMMENTS
LC34-DPT0754	40	04/16/2019	0950	8'	None	Gray	
LC34-DPT0754	40	04/16/2019	1000	13'	None	Gray	
LC34-DPT0754	40	04/16/2019	1010	18'	None	Gray	
LC34-DPT0754	40	04/16/2019	1025	25'	None	Gray	
LC34-DPT0754	40	04/16/2019	1040	32'	None	Gray	

SAMPLE COLLECTION INFORMATION

Analysis	Preservative	Container Requirements	Collected
SW-846 8260B VOCs	None	Two (2) - 40 mL vials delivered to Mobile Lab	X

OBSERVATIONS / NOTES

All intervals purged a minimum of five (5) screen volumes (1.5 L) prior to sample collection.
Hand auger five feet to clear utilities
Borehole abandoned via pressure grouting through boring rods
Rig, Rods, and associated tooling decon'd with pressurized steam

Circle if Applicable:

MS/MSD	Duplicate ID No.:



Tetra Tech, Inc.

DPT GROUNDWATER SAMPLE LOG SHEET

Project Site Name: KSC-LC34
Project No.: 112G08069
Date: 04/16/2019

Sample ID: LC34-DPT0755
Location: 43
Sampled By: C. Sorden

DPT SAMPLING DATA

LOCATION ID	LOCATION	DATE	TIME	DEPTH	ODOR	COLOR	COMMENTS
LC34-DPT0755	43	04/16/2019	1110	8'	None	Gray	
LC34-DPT0755	43	04/16/2019	1125	13'	None	Gray	
LC34-DPT0755	43	04/16/2019	1135	18'	None	Gray	
LC34-DPT0755	43	04/16/2019	1150	25'	None	Gray	
LC34-DPT0755	43	04/16/2019	1205	32'	None	Gray	

SAMPLE COLLECTION INFORMATION

Analysis	Preservative	Container Requirements	Collected
SW-846 8260B VOCs	None	Two (2) - 40 mL vials delivered to Mobile Lab	X

OBSERVATIONS / NOTES

All intervals purged a minimum of five (5) screen volumes (1.5 L) prior to sample collection.
Hand auger five feet to clear utilities
Borehole abandoned via pressure grouting through boring rods
Rig, Rods, and associated tooling decon'd with pressurized steam

Circle if Applicable:

MS/MSD	Duplicate ID No.:



Tetra Tech, Inc.

DPT GROUNDWATER SAMPLE LOG SHEET

Project Site Name: KSC-LC34
Project No.: 112G08069
Date: 04/16/2019

Sample ID: LC34-DPT0756
Location: 44
Sampled By: C. Sorden

DPT SAMPLING DATA

LOCATION ID	LOCATION	DATE	TIME	DEPTH	ODOR	COLOR	COMMENTS
LC34-DPT0756	44	04/16/2019	1340	8'	None	Gray	
LC34-DPT0756	44	04/16/2019	1350	13'	None	Gray	
LC34-DPT0756	44	04/16/2019	1405	18'	None	Gray	
LC34-DPT0756	44	04/16/2019	1420	25'	None	Gray	
LC34-DPT0756	44	04/16/2019	1435	32'	None	Gray	

SAMPLE COLLECTION INFORMATION

Analysis	Preservative	Container Requirements	Collected
SW-846 8260B VOCs	None	Two (2) - 40 mL vials delivered to Mobile Lab	X

OBSERVATIONS / NOTES

All intervals purged a minimum of five (5) screen volumes (1.5 L) prior to sample collection.
Hand auger five feet to clear utilities
Borehole abandoned via pressure grouting through boring rods
Rig, Rods, and associated tooling decon'd with pressurized steam

Circle if Applicable:

MS/MSD	Duplicate ID No.:



Tetra Tech, Inc.

DPT GROUNDWATER SAMPLE LOG SHEET

Project Site Name: KSC-LC34
Project No.: 112G08069
Date: 04/16/2019

Sample ID: LC34-DPT0757
Location: 45
Sampled By: C. Sorden

DPT SAMPLING DATA

LOCATION ID	LOCATION	DATE	TIME	DEPTH	ODOR	COLOR	COMMENTS
LC34-DPT0757	45	04/16/2019	1450	8'	None	Gray	
LC34-DPT0757	45	04/16/2019	1500	13'	None	Gray	
LC34-DPT0757	45	04/16/2019	1510	18'	None	Gray	
LC34-DPT0757	45	04/16/2019	1525	25'	None	Gray	
LC34-DPT0757	45	04/16/2019	1540	32'	None	Gray	

SAMPLE COLLECTION INFORMATION

Analysis	Preservative	Container Requirements	Collected
SW-846 8260B VOCs	None	Two (2) - 40 mL vials delivered to Mobile Lab	X

OBSERVATIONS / NOTES

All intervals purged a minimum of five (5) screen volumes (1.5 L) prior to sample collection.
Hand auger five feet to clear utilities
Borehole abandoned via pressure grouting through boring rods
Rig, Rods, and associated tooling decon'd with pressurized steam

Circle if Applicable:

MS/MSD	Duplicate ID No.:



Tetra Tech, Inc.

DPT GROUNDWATER SAMPLE LOG SHEET

Project Site Name: KSC-LC34
Project No.: 112G08069
Date: 04/17/2019

Sample ID: LC34-DPT0758
Location: 46
Sampled By: C. Sorden

DPT SAMPLING DATA

LOCATION ID	LOCATION	DATE	TIME	DEPTH	ODOR	COLOR	COMMENTS
LC34-DPT0758	46	04/17/2019	0750	8'	None	Gray	
LC34-DPT0758	46	04/17/2019	0800	13'	None	Gray	
LC34-DPT0758	46	04/17/2019	0810	18'	None	Gray	
LC34-DPT0758	46	04/17/2019	0825	25'	None	Gray	
LC34-DPT0758	46	04/17/2019	0840	32'	None	Gray	

SAMPLE COLLECTION INFORMATION

Analysis	Preservative	Container Requirements	Collected
SW-846 8260B VOCs	None	Two (2) - 40 mL vials delivered to Mobile Lab	X

OBSERVATIONS / NOTES

All intervals purged a minimum of five (5) screen volumes (1.5 L) prior to sample collection.
Hand auger five feet to clear utilities
Borehole abandoned via pressure grouting through boring rods
Rig, Rods, and associated tooling decon'd with pressurized steam

Adjusted Depth 4' deeper due to higher grade than surrounding area. Nomenclature remains the same.

Circle if Applicable:

MS/MSD	Duplicate ID No.:



Tetra Tech, Inc.

DPT GROUNDWATER SAMPLE LOG SHEET

Project Site Name: KSC-LC34
Project No.: 112G08069
Date: 04/17/2019

Sample ID: LC34-DPT0759
Location: 4
Sampled By: C. Sorden

DPT SAMPLING DATA

LOCATION ID	LOCATION	DATE	TIME	DEPTH	ODOR	COLOR	COMMENTS
LC34-DPT0759	4	04/17/2019	0910	8'	None	Gray	
LC34-DPT0759	4	04/17/2019	0920	13'	None	Gray	
LC34-DPT0759	4	04/17/2019	0935	18'	None	Gray	
LC34-DPT0759	4	04/17/2019	0950	25'	None	Gray	
LC34-DPT0759	4	04/17/2019	1005	32'	None	Gray	

SAMPLE COLLECTION INFORMATION

Analysis	Preservative	Container Requirements	Collected
SW-846 8260B VOCs	None	Two (2) - 40 mL vials delivered to Mobile Lab	X

OBSERVATIONS / NOTES

All intervals purged a minimum of five (5) screen volumes (1.5 L) prior to sample collection.
Hand auger five feet to clear utilities
Borehole abandoned via pressure grouting through boring rods
Rig, Rods, and associated tooling decon'd with pressurized steam

Circle if Applicable:

MS/MSD | Duplicate ID No.:



Tetra Tech, Inc.

DPT GROUNDWATER SAMPLE LOG SHEET

Project Site Name: KSC-LC34
Project No.: 112G08069
Date: 04/17/2019

Sample ID: LC34-DPT0760
Location: 5
Sampled By: C. Sorden

DPT SAMPLING DATA

LOCATION ID	LOCATION	DATE	TIME	DEPTH	ODOR	COLOR	COMMENTS
LC34-DPT0760	5	04/17/2019	1105	8'	None	Gray	
LC34-DPT0760	5	04/17/2019	1115	13'	None	Gray	
LC34-DPT0760	5	04/17/2019	1125	18'	None	Gray	
LC34-DPT0760	5	04/17/2019	1140	25'	None	Gray	
LC34-DPT0760	5	04/17/2019	1155	32'	None	Gray	

SAMPLE COLLECTION INFORMATION

Analysis	Preservative	Container Requirements	Collected
SW-846 8260B VOCs	None	Two (2) - 40 mL vials delivered to Mobile Lab	X

OBSERVATIONS / NOTES

All intervals purged a minimum of five (5) screen volumes (1.5 L) prior to sample collection.
Hand auger five feet to clear utilities
Borehole abandoned via pressure grouting through boring rods
Rig, Rods, and associated tooling decon'd with pressurized steam

Circle if Applicable:

MS/MSD	Duplicate ID No.:



Tetra Tech, Inc.

DPT GROUNDWATER SAMPLE LOG SHEET

Project Site Name: KSC-LC34
Project No.: 112G08069
Date: 04/17/2019

Sample ID: LC34-DPT0761
Location: 20
Sampled By: C. Sorden

DPT SAMPLING DATA

LOCATION ID	LOCATION	DATE	TIME	DEPTH	ODOR	COLOR	COMMENTS
LC34-DPT0761	20	04/17/2019	1320	8'	None	Gray	
LC34-DPT0761	20	04/17/2019	1330	13'	None	Gray	
LC34-DPT0761	20	04/17/2019	1345	18'	None	Gray	
LC34-DPT0761	20	04/17/2019	1400	25'	None	Gray	
LC34-DPT0761	20	04/17/2019	1415	32'	None	Gray	

SAMPLE COLLECTION INFORMATION

Analysis	Preservative	Container Requirements	Collected
SW-846 8260B VOCs	None	Two (2) - 40 mL vials delivered to Mobile Lab	X

OBSERVATIONS / NOTES

All intervals purged a minimum of five (5) screen volumes (1.5 L) prior to sample collection.
Hand auger five feet to clear utilities
Borehole abandoned via pressure grouting through boring rods
Rig, Rods, and associated tooling decon'd with pressurized steam

Circle if Applicable:

MS/MSD	Duplicate ID No.:



Tetra Tech, Inc.

DPT GROUNDWATER SAMPLE LOG SHEET

Project Site Name: KSC-LC34
Project No.: 112G08069
Date: 04/17/2019

Sample ID: LC34-DPT0762
Location: 21
Sampled By: C. Sorden

DPT SAMPLING DATA

LOCATION ID	LOCATION	DATE	TIME	DEPTH	ODOR	COLOR	COMMENTS
LC34-DPT0762	21	04/17/2019	1440	8'	None	Gray	
LC34-DPT0762	21	04/17/2019	1450	13'	None	Gray	
LC34-DPT0762	21	04/17/2019	1505	18'	None	Gray	
LC34-DPT0762	21	04/17/2019	1520	25'	None	Gray	
LC34-DPT0762	21	04/17/2019	1535	32'	None	Gray	

SAMPLE COLLECTION INFORMATION

Analysis	Preservative	Container Requirements	Collected
SW-846 8260B VOCs	None	Two (2) - 40 mL vials delivered to Mobile Lab	X

OBSERVATIONS / NOTES

All intervals purged a minimum of five (5) screen volumes (1.5 L) prior to sample collection.
Hand auger five feet to clear utilities
Borehole abandoned via pressure grouting through boring rods
Rig, Rods, and associated tooling decon'd with pressurized steam

Circle if Applicable:

MS/MSD | Duplicate ID No.:



Tetra Tech, Inc.

DPT GROUNDWATER SAMPLE LOG SHEET

Project Site Name: KSC-LC34
Project No.: 112G08069
Date: 04/18/2019

Sample ID: LC34-DPT0763
Location: 50
Sampled By: C. Sorden

DPT SAMPLING DATA

LOCATION ID	LOCATION	DATE	TIME	DEPTH	ODOR	COLOR	COMMENTS
LC34-DPT0763	50	04/18/2019	0800	8'	None	Gray	
LC34-DPT0763	50	04/18/2019	0810	13'	None	Gray	
LC34-DPT0763	50	04/18/2019	0820	18'	None	Gray	
LC34-DPT0763	50	04/18/2019	0835	25'	None	Gray	
LC34-DPT0763	50	04/18/2019	0850	32'	None	Gray	

SAMPLE COLLECTION INFORMATION

Analysis	Preservative	Container Requirements	Collected
SW-846 8260B VOCs	None	Two (2) - 40 mL vials delivered to Mobile Lab	X

OBSERVATIONS / NOTES

All intervals purged a minimum of five (5) screen volumes (1.5 L) prior to sample collection.
Hand auger five feet to clear utilities
Borehole abandoned via pressure grouting through boring rods
Rig, Rods, and associated tooling decon'd with pressurized steam

Circle if Applicable:

MS/MSD	Duplicate ID No.:



Tetra Tech, Inc.

DPT GROUNDWATER SAMPLE LOG SHEET

Project Site Name: KSC-LC34
Project No.: 112G08069
Date: 04/18/2019

Sample ID: LC34-DPT0764
Location: 49
Sampled By: C. Sorden

DPT SAMPLING DATA

LOCATION ID	LOCATION	DATE	TIME	DEPTH	ODOR	COLOR	COMMENTS
LC34-DPT0764	49	04/18/2019	0930	8'	None	Gray	
LC34-DPT0764	49	04/18/2019	0940	13'	None	Gray	
LC34-DPT0764	49	04/18/2019	0955	18'	None	Gray	
LC34-DPT0764	49	04/18/2019	1010	25'	None	Gray	
LC34-DPT0764	49	04/18/2019	1025	32'	None	Gray	

SAMPLE COLLECTION INFORMATION

Analysis	Preservative	Container Requirements	Collected
SW-846 8260B VOCs	None	Two (2) - 40 mL vials delivered to Mobile Lab	X

OBSERVATIONS / NOTES

All intervals purged a minimum of five (5) screen volumes (1.5 L) prior to sample collection.
Hand auger five feet to clear utilities
Borehole abandoned via pressure grouting through boring rods
Rig, Rods, and associated tooling decon'd with pressurized steam

Circle if Applicable:

MS/MSD	Duplicate ID No.:



Tetra Tech, Inc.

DPT GROUNDWATER SAMPLE LOG SHEET

Project Site Name: KSC-LC34
Project No.: 112G08069
Date: 04/18/2019

Sample ID: LC34-DPT0765
Location: 48
Sampled By: C. Sorden

DPT SAMPLING DATA

LOCATION ID	LOCATION	DATE	TIME	DEPTH	ODOR	COLOR	COMMENTS
LC34-DPT0765	48	04/18/2019	1055	8'	None	Gray	
LC34-DPT0765	48	04/18/2019	1105	13'	None	Gray	
LC34-DPT0765	48	04/18/2019	1115	18'	None	Gray	
LC34-DPT0765	48	04/18/2019	1130	25'	None	Gray	
LC34-DPT0765	48	04/18/2019	1145	32'	None	Gray	

SAMPLE COLLECTION INFORMATION

Analysis	Preservative	Container Requirements	Collected
SW-846 8260B VOCs	None	Two (2) - 40 mL vials delivered to Mobile Lab	X

OBSERVATIONS / NOTES

All intervals purged a minimum of five (5) screen volumes (1.5 L) prior to sample collection.
Hand auger five feet to clear utilities
Borehole abandoned via pressure grouting through boring rods
Rig, Rods, and associated tooling decon'd with pressurized steam

Circle if Applicable:

MS/MSD	Duplicate ID No.:



Tetra Tech, Inc.

DPT GROUNDWATER SAMPLE LOG SHEET

Project Site Name: KSC-LC34
Project No.: 112G08069
Date: 04/18/2019

Sample ID: LC34-DPT0766
Location: 47
Sampled By: C. Sorden

DPT SAMPLING DATA

LOCATION ID	LOCATION	DATE	TIME	DEPTH	ODOR	COLOR	COMMENTS
LC34-DPT0766	47	04/18/2019	1335	8'	None	Gray	
LC34-DPT0766	47	04/18/2019	1350	13'	None	Gray	
LC34-DPT0766	47	04/18/2019	1400	18'	None	Gray	
LC34-DPT0766	47	04/18/2019	1415	25'	None	Gray	
LC34-DPT0766	47	04/18/2019	1435	32'	None	Gray	

SAMPLE COLLECTION INFORMATION

Analysis	Preservative	Container Requirements	Collected
SW-846 8260B VOCs	None	Two (2) - 40 mL vials delivered to Mobile Lab	X

OBSERVATIONS / NOTES

All intervals purged a minimum of five (5) screen volumes (1.5 L) prior to sample collection.
Hand auger five feet to clear utilities
Borehole abandoned via pressure grouting through boring rods
Rig, Rods, and associated tooling decon'd with pressurized steam

Circle if Applicable:

MS/MSD	Duplicate ID No.:



Tetra Tech, Inc.

DPT GROUNDWATER SAMPLE LOG SHEET

Project Site Name: KSC-LC34
Project No.: 112G08069
Date: 04/18/2019

Sample ID: LC34-DPT0767
Location: 22
Sampled By: C. Sorden

DPT SAMPLING DATA

LOCATION ID	LOCATION	DATE	TIME	DEPTH	ODOR	COLOR	COMMENTS
LC34-DPT0767	22	04/18/2019	1515	8'	None	Gray	
LC34-DPT0767	22	04/18/2019	1525	13'	None	Gray	
LC34-DPT0767	22	04/18/2019	1540	18'	None	Gray	
LC34-DPT0767	22	04/18/2019	1555	25'	None	Gray	
LC34-DPT0767	22	04/18/2019	1615	32'	None	Gray	

SAMPLE COLLECTION INFORMATION

Analysis	Preservative	Container Requirements	Collected
SW-846 8260B VOCs	None	Two (2) - 40 mL vials delivered to Mobile Lab	X

OBSERVATIONS / NOTES

All intervals purged a minimum of five (5) screen volumes (1.5 L) prior to sample collection.
Hand auger five feet to clear utilities
Borehole abandoned via pressure grouting through boring rods
Rig, Rods, and associated tooling decon'd with pressurized steam

Circle if Applicable:

MS/MSD	Duplicate ID No.:



Tetra Tech, Inc.

DPT GROUNDWATER SAMPLE LOG SHEET

Project Site Name: KSC-LC34
Project No.: 112G08069
Date: 04/19/2019

Sample ID: LC34-DPT0768
Location: 51
Sampled By: C. Sorden

DPT SAMPLING DATA

LOCATION ID	LOCATION	DATE	TIME	DEPTH	ODOR	COLOR	COMMENTS
LC34-DPT0768	51	04/19/2019	0800	8'	None	Gray	
LC34-DPT0768	51	04/19/2019	0810	13'	None	Gray	
LC34-DPT0768	51	04/19/2019	0820	18'	None	Gray	
LC34-DPT0768	51	04/19/2019	0835	25'	None	Gray	
LC34-DPT0768	51	04/19/2019	0855	32'	None	Gray	

SAMPLE COLLECTION INFORMATION

Analysis	Preservative	Container Requirements	Collected
SW-846 8260B VOCs	None	Two (2) - 40 mL vials delivered to Mobile Lab	X

OBSERVATIONS / NOTES

All intervals purged a minimum of five (5) screen volumes (1.5 L) prior to sample collection.
Hand auger five feet to clear utilities
Borehole abandoned via pressure grouting through boring rods
Rig, Rods, and associated tooling decon'd with pressurized steam

Circle if Applicable:

MS/MSD	Duplicate ID No.:



Tetra Tech, Inc.

DPT GROUNDWATER SAMPLE LOG SHEET

Project Site Name: KSC-LC34
Project No.: 112G08069
Date: 04/19/2019

Sample ID: LC34-DPT0769
Location: 52
Sampled By: C. Sorden

DPT SAMPLING DATA

LOCATION ID	LOCATION	DATE	TIME	DEPTH	ODOR	COLOR	COMMENTS
LC34-DPT0769	52	04/19/2019	0925	8'	None	Gray	
LC34-DPT0769	52	04/19/2019	0935	13'	None	Gray	
LC34-DPT0769	52	04/19/2019	0945	18'	None	Gray	
LC34-DPT0769	52	04/19/2019	1000	25'	None	Gray	
LC34-DPT0769	52	04/19/2019	1015	32'	None	Gray	

SAMPLE COLLECTION INFORMATION

Analysis	Preservative	Container Requirements	Collected
SW-846 8260B VOCs	None	Two (2) - 40 mL vials delivered to Mobile Lab	X

OBSERVATIONS / NOTES

All intervals purged a minimum of five (5) screen volumes (1.5 L) prior to sample collection.
Hand auger five feet to clear utilities
Borehole abandoned via pressure grouting through boring rods
Rig, Rods, and associated tooling decon'd with pressurized steam

Circle if Applicable:

MS/MSD | Duplicate ID No.:



Tetra Tech, Inc.

DPT GROUNDWATER SAMPLE LOG SHEET

Project Site Name: KSC-LC34
Project No.: 112G08069
Date: 04/19/2019

Sample ID: LC34-DPT0770
Location: 41
Sampled By: C. Sorden

DPT SAMPLING DATA

LOCATION ID	LOCATION	DATE	TIME	DEPTH	ODOR	COLOR	COMMENTS
LC34-DPT0770	41	04/19/2019	1045	8'	None	Gray	
LC34-DPT0770	41	04/19/2019	1055	13'	None	Gray	
LC34-DPT0770	41	04/19/2019	1105	18'	None	Gray	
LC34-DPT0770	41	04/19/2019	1120	25'	None	Gray	
LC34-DPT0770	41	04/19/2019	1135	32'	None	Gray	

SAMPLE COLLECTION INFORMATION

Analysis	Preservative	Container Requirements	Collected
SW-846 8260B VOCs	None	Two (2) - 40 mL vials delivered to Mobile Lab	X

OBSERVATIONS / NOTES

All intervals purged a minimum of five (5) screen volumes (1.5 L) prior to sample collection.
Hand auger five feet to clear utilities
Borehole abandoned via pressure grouting through boring rods
Rig, Rods, and associated tooling decon'd with pressurized steam

Circle if Applicable:

MS/MSD	Duplicate ID No.:



LAYER 7 INVESTIGATION
(AQUIFER TESTING, SOIL CORE SAMPLING, RW017C INSTALL)

AND

LAYERS 7 AND 8 MONITORING WELL INSTALLATION AND SAMPLING

FIELD FORMS

07/15/19 LC34 112G08069

Personnel : Chuck Sorden (CS) Geologist Tt
Dan Forester (DF) Engineer Tt
Mark Speranza (MS) Mgr Tt
Mark Jonnet (MJ) Mgr Tt
Mickey Ritter (MR) Driller GPI
Gama Rivera (GR) Tech GPI
Billy Moss (BM) Driller GPI

Weather : Sunny; Hot 81°F
PPE : Level D
Health & Safety (HAS) : Topics - PPE; SSHASP; IDW
Objective : Begin DSZ 50.1/GW/MW install/Sampling

0730 CS/DF on site; Setup
0815 MS on site
0840 Scott Anderson (SA) - Tt on site SB588 → 89
0915 Mark Speranza on site IW0154 - 155
0945 MR on site
1015 GPI on site; HAS meeting; unloading tools/equipment
1140 Setup on DPT0648/SB0589; Coring Concrete; hand clearing
1210 GPI offsite for lunch 59-60: Bottom
1315 GPI on site 14-15: TOC ✓44-45: TOC-VOC 60-61 B
1320 Drilling Commencement 27-28: VOC/TOC ✓45-46 TOC/VOC
1510 Coring Complete 37-38 TOC/VOC ✓47-48 TOC/VOC 67-68 B
1545 Sample Collected LC34-SB0589-015.0-20190715 TOC ✓49-150 TOC/VOC 72-73: B
✓50-51 TOC/VOC 74-75: B
✓55-56 Bottom 75-76: B
75-80 B

1600 Sample Collected LC34-SB0589-028.0-20190715 TOC/VOC
1610 Sample Collected LC34-SB0589-038.0-20190715 VOC/TOC
1620 Sample Collected LC34-SB0589-045.0-20190715 VOC/TOC
1630 Sample Collected LC34-SB0589-046.0-20190715 VOC/TOC
1640 Sample Collected LC34-SB0589-048.0-20190715 VOC/TOC
1650 Sample Collected LC34-SB0589-050.0-20190715 VOC/TOC
1700 Sample Collected LC34-SB0589-051.0-20190715 VOC/TOC
1710 Sample Collected LC34-SB0589-056.0-20190715 VOC/TOC
1720 Sample Collected LC34-SB0589-060.0-20190715 VOC/TOC
1730 Sample Collected LC34-SB0589-061.0-20190715 VOC/TOC
1740 Sample Collected LC34-SB0589-068.0-20190715 VOC/TOC
1750 Sample Collected LC34-SB0589-073.0-20190715 VOC/TOC
1755 Sample Collected LC34-SB0589-075.0-20190715 VOC/TOC
1800 Sample Collected LC34-SB0589-076.0-20190715 VOC/TOC
1810 Sample Collected LC34-SB0589-080.0-20190715 VOC/TOC
1840 offsite

Rite in the Rain.

Scale: 1 square = _____

07/16/19 LC34 112G0806

Personnel :	Chuck Sordon	(CS)	Geologist	Tt
	Dan Forester	(DF)	Engineer	Tt
	Max Jonnett	(MJ)	PM	Tt
	Melissa Bennett	(MB)	Engineer	Tt
	Billy Moss	(BM)	Driller	GPI
	Micky Ritter	(MR)	Driller Tech	GPS
	Gama Rivera	(GR)	Tech	GPS
	Thomas Watson	(TW)	Tech	GPI
	Scott Anderson	(SA)	Geologist Tech	~~GPI~~ Tt
	Mark Speranza	(MS)	Mgr	Tt

Weather : Sunny 82°F

PPE : Level D

Health & Safety (HAS) : Topics – Heat Stress; PPE; IDW

Objective : Continue DSZ Investigation

0700 CS on Base; Gathering Equipment / Supplies

0730 CS on site; MJ on site; GPS on site; SA @ Badger; HAS reeg; Drill Prep

0745 ~~0800~~ Drilling resumed on DPT0650

0830 Coring Complete on DPT0650; in Holding Pattern; SA on site

0900 BM Setting Back up on DPT0648; DF/MR Drilling DPT0650 to collect water Samples

0910 BM Drilling DPT0648 to 100 to Abandon lower portion

1000 Setting New well @ DPT0648 (IW0155) Screened from 80.5 - 85.5

Setting Bentonite chips from 100' to 87

1020 Chipped up to 87; Setting well

1055 Well set; Developing well

Screen: 80.5 - 85.5

20/30 Sand: ~~85.5~~ 87.0 - 80.0

30/65 sand: 80 - 78

1130 Development Complete; Grouting Borehole ~150 gal pumped

1200 Installation Complete; GPS Taking Lunch

1110	Sample Collected	LC34-SB0590-028.0-20190716	VOC/TOC
1120	Sample Collected	LC34-SB0590-033.0-20190716	VOC/TOC
1130	Sample Collected	LC34-SB0590-035.0-20190716	VOC/TOC
1140	Sample Collected	LC34-SB0590-037.0-20190716	VOC/TOC
1150	Sample Collected	LC34-SB0590-043.0-20190716	VOC/TOC
1200	Sample Collected	LC34-SB0590-048.0-20190716	VOC/TOC
1210	Sample Collected	LC34-SB0590-050.0-20190716	VOC/TOC
1220	Sample Collected	LC34-SB0590-055.0-20190716	VOC/TOC
1230	Sample Collected	LC34-SB0590-059.0-20190716	VOC/TOC
1235	Sample Collected	LC34-SB0590-060.0-20190716	VOC/TOC
1240	Sample Collected	LC34-SB0590-067.0-20190716	VOC/TOC

Scale: 1 square = _____

Rite in the Rain

07/16/19 LC34 112608069

1245	Sample Collected	LC34-SB0590-071.0-20190716	VOC/TOC
1250	Sample Collected	LC34-SB0590-077.0-20190716	VOC/TOC
1300	Sample Collected	LC34-SB0590-079.0-20190716	VOC/TOC
1315	GPI Getty Setup on DPT0656		
1325	Drilling Commenced		
1400	MR Lazy Pad on IW0155		
1500	Drilling Completion DPT0656 Trippy out Rods on DPT0650 and DPT0656		
1540	BM Drilling DPT0650 to set ~~IW0156~~ IW0156 from 88-93; MR Drilling DPT0656		
1600	Sample Collected	LC34-SB0591-014.0-20190716	TOC
1610	Sample Collected	LC34-SB0591-023.0-20190716	VOC/TOC
1615	IW0156 Set		
	Bentonite : 100 - 95'		
	20/30 Sand : 95-87.5		
	30/65 Sand : 87.5-85.5		
	~Developing well		
1620	Sample Collected	LC34-SB0591-035.0-20190716	VOC/TOC
1630	Sample Collected	LC34-SB0591-039.0-20190716	VOC/TOC
1640	Sample Collected	LC34-SB0591-041.0-20190716	VOC/TOC
1650	Sample Collected	LC34-SB0591-044.0-20190716	VOC/TOC
1655	IW0156 poor production; will Develop again tomorrow		
1700	Sample Collected	LC34-SB0591-047.0-20190716	VOC/TOC
1710	Sample Collected	LC34-SB0591-049.0-20190716	VOC/TOC
	~Grouting IW0156		
1720	Sample Collected	LC34-SB0591-053.0-20190716	VOC/TOC
1730	Sample Collected	LC34-SB0591-056.0-20190716	VOC/TOC
1735	Sample Collected	LC34-SB0591-059.0-20190716	VOC/TOC
1740	Sample Collected	LC34-SB0591-067.0-20190716	VOC/TOC
1745	Sample Collected	LC34-SB0591-076.0-20190716	VOC/TOC
1750	Sample Collected	LC34-SB0591-079.0-20190716	VOC/TOC
1800	Offsite		



Scale: 1 square =

07/17/19 LC34 112908069

personnel: Chuck Sorden (CS) Geologist Tt
Dan Forrester (DF) engineer Tt
Mark Jonnett (MJ) PM Tt
Melissa Bennet (MB) engineer Tt
Billy Moss (BM) Driller GPI
Mickey Ritter (MR) Driller GPI
Gama Rivera (GR) Tech GPI
~~Thma~~ Thomas Watson (TW) Tech GPI
Scott Anderson (SA) Geologist Tt
Mark Speranza (MS) Mgr Tt

weather: Sunny 84°F
PPE : level D
Health + Safety (HAS): topics, hydration/heat, lifting, PPE
objective: continue DSZ Investigation

0700 CS on Base; MJ on site; CS gathering Equipment / Supplies
0730 CS on site; GPI on site
0745 SA/MB/DF on site; HAS meeting
0755 BM setting up on DPT0645; hand clearing 5'
0840 Drilling DPT0645
0940 Developing w/ Peristaltic on ~~Mw~~ IW0156; attempted to use Hand pump
But caused 100 min Draw Down; MB Drying Samples to Cancel
1025 Clearing complete on DPT0645; BM Getting Set up on DPT0656 to Set IW0157
from 88' to 93'; Bentonite - 100-95; 20/30 Sand 95-87.5; 30/65: 85.5-87.5
1035 MR Deconning
1055 BM setting IW0157

1115	Sample Collected	LC34-SB0592-006.0-20190717	TOC/[illegible]
1125	Sample Collected	LC34-SB0592-018.0-20190717	TOC/VOC IW0157 Set Grouting Bentonite
1135	Sample Collected	LC34-SB0592-033.0-20190717	TOC/VOC
1145	Sample Collected	LC34-SB0592-042.0-20190717	TOC/VOC
1155	Sample Collected	LC34-SB0592-044.0-20190717	TOC/VOC
1200	Sample Collected	LC34-SB0592-049.0-20190717	TOC/VOC IW0157 Install complete / Level
1210	Sample Collected	LC34-SB0592-053.0-20190717	TOC/VOC
1220	Sample Collected	LC34-SB0592-055.0-20190717	TOC/VOC
1230	Sample Collected	LC34-SB0592-057.0-20190717	TOC/VOC
1240	Sample Collected	LC34-SB0592-060.0-20190717	TOC/VOC
1250 ~~1240~~	Sample Collected	LC34-SB0592-065.0-20190717	TOC/VOC
1300 ~~1250~~	Sample Collected	LC34-SB0592-073.0-20190717	TOC/VOC
1305 ~~1255~~	Sample Collected	LC34-SB0592-075.0-20190717	TOC/VOC
1315 ~~1300~~	Sample Collected	LC34-SB0592-079.0-20190717	TOC/VOC

~~1305~~ Bar setting up on DPT0679
1340 Purging LC34-IW0155

Scale: 1 square = _____

Rite in the Rain

07/17/19 LC34 112G08069

1350	Drilling DPT0679		
1420	Sampling Terminated; Re developing hall		
1520	Development Complete; Coring Complete		
1615	BM Set up on DPT0645 to Set IW0158 88-93; Casing to 100 chip to 95'		
1635	Chipped up to 98; stopping for Day		
1640	Sample Collected	LC34-SB0593-005.0-20190717	TOC
1650	Sample collected	LC34-SB0593-016.0-20190717	TOC
1700	Sample collected	LC34-SB0593-034.0-20190717	TOC
1710	Sample collected	LC34-SB0593-041.0-20190717	TOC
1720	Sample collected	LC34-SB0593-043.0-20190717	TOC
1725	Sample collected	LC34-SB0593-048.0-20190717	TOC
1730	Sample Collected	LC34-SB0593-052.0-20190717	TOC
	- GPI offsite (BM crew)		
1735 ~~1745~~	Sample Collected	LC34-SB0593-054.0-20190717	TOC
1740	Sample collected	LC34-SB0593-057.0-20190717	TOC
1745	MR crew offsite		
1745 ~~1750~~	Sample Collected	LC34-SB0593-059.0 ~~061.0~~-20190717	TOC/VOC
1750 ~~1755~~	Sample collected	LC34-SB0593-061.0-20190717	TOC/VOC
1755 ~~1800~~	Sample collected	LC34-SB0593-067.0-20190717	TOC/VOC
1800 ~~1805~~	Sample collected	LC34-SB0593-073.0-20190717	TOC/VOC
1805 ~~1810~~	Sample Collected	LC34-SB0593-075.0-20190717	TOC/VOC
1810	Sample collected	LC34-SB0593-080.0-20190717	TOC/VOC
1820	Offsite		

Scale: 1 square =

07/18/14 LC34 112608069

Personnel : Chuck Sarden (CS) Geologist TT
Scott Anderson (SA) PG TT
Billy Moss (BM) Driller GPI
Thomas Watson (TW) Tech GPI
Mickey Ritter (MR) Driller GPI
Gama Rivera (GR Tech GPI

Weather : Cloudy - P. Cloudy 80°F
PPE : Level D
Health & Safety (HAS) : Topics : PPE; Lifting; Heat Stress
Objective : Continue Layer 7 Investigation

0700 CS on Base; Gathering Supplies
0730 CS/GPI on site
0745 SA on site; HAS Meeting; Daily prep
0800 BM installing IW0158
0835 Well Set
~~Sand~~ Bentonite : 100 - 95
~~20/30 Sand : 95~~
Screen : 88-93
20/30 Sand : 95 - 87.5
30/65 Sand : 87.5 85.5
-Grouting Borehole
0850 Installation Complete
0930 BM Setup on DPT0679 to install IW0159 from 88-93; Chip to 95'
1005 Setting well 93'
1050 Well Set; Grouting Borehole
1145 Installation Complete; GPI taking lunch
1245 GPI on site; Laying Pads; Developing IW0157
1535 IW0157 Developing intermittently due to high Drawdown
-GPS continuing to work on Pads / Developing
1700 ~~1600~~ Offsite

Scale: 1 square =

07/29/19 LC34 112608069

Personnel : Chuck Sorden (CS) Geologist TT
Scott Anderson (SA) PG TT
Billy Moss (BM) Driller GPI
Thomas Watson (TW) Tech GPI
Terry

Weather : Sunny 79°F

PPE : Level D

Health & Safety (HAS) : Topics — SSHASP; Heat Stress; PPE

Objective : Begin RW/MW installation

~~0800~~ 0830 CS/SA on site; Ironing out job plans; reviewing old on site core samples

1030 GPI on site; HAS meeting; unloading rig/equipment/supplies

~~1230~~ 1215 GPI offsite for lunch

1300 GPI on site; Getting set up on RW pulling core from GS-95 to identify layer contacts; will be coring using 6" override casing; 4" Core Barrel

1430 Multiple ~~utilities~~ unmarked utilities encountered during hand clearing; moved 6" S of original position

1440 Drilling Commenced

1525 Drilled 6" to 65'; Begin pulling core (4")

~~1700~~ 1645 Core pulled; Evaluating

1730 GPI offsite

1745 CS/SA Offsite



Rite in the Rain

07/30/19 LC34 1/2G08069

Personnel : Chuck Sanders (CS) Geologist Tr
Scott Anderson (SA) PG Driller ~~GPS~~ GPS
: Billy Moss (BM) Driller GPS
Terry
Thomas Watson (TW)

Weather : Sunny; Hot 80°

PPE : Level D

Health & Safety (HAS) : Topics – PPE; Lifting; SDW

Objective : Conduct pump test dry (open hole) to see if formation produces

0730 All on site; HAS meeting

0900 Conducting pump test on 95-90 interval

1015 Will not be able to pump base on Litho and consulting / Mike Deliz (NASA PM) – arrived @ 0730; pulling large pump of inserting water pump conducting pump test (step test) in open hole @ 90-95; 85-90; 80-85

1600 Conducted 2 out of 3 pump tests; Incident weather approaching

1630 Offsite



Scale: 1 square =

07/31/14 LC34 112G08069

Personnel : Chuck Sorden (CS) Geologist TT
Scott Andersen (SA) PG TT
Bill Moss (BM) Driller GPI
Thomas Larsen (TW) Tech GPI
Terry Lundgard (TW) Tech GPI

Weather : Sunny 78°F
PPE : Level D
Health & Safety (HAS) : Topics - Heat Stress; Incidence Review; PPE
Objectives : Continue well installation

0700 CS on site
0730 SA/GPI on site; HAS meeting
0825 Setup on Location 7 (hand clearing; SA conducting pump tests on open hole
0910 Drilling Commenced on Location 7 (IW0160)
1000 Blown Hydraulic hard line on Table lower clamp jaw; removing to replace
1130 Claude Hensel (CH) on site to conduct repair
1200 Lighting observed in area; Phase II
1300 Phase II Terminated
1310 Drilling resumed; pushing from 60'
1335 Setting well 105'-115'
1410 Well Set; Hydrating Bentonite
Screen : 105'-115'
20/30 Sand : 115'-104'
Bentonite : 104'-101'
Portland/Bentonite Slurry to surface
1445 Hydration Complete; Grouting Bentonite
1515 Installation complete
1545 EW well Blown out from 72-85'; Getting Setup on Location 6 (IW0161)
1600 Setup on IW0161; hand clearing
1615 Drilling Commenced
1730 Casing to 115'; Will set in AM; GPI offsite; CS, SA Conducting Aquifer testing
1900 CS offsite



Rite in the Rain

08/01/19 LC34 112G08069

Personnel : Chuck Sorden (CS) Geologist TG
Scott Anderson (SA) PG TT
: Bill Moss (BM) Driller GPI
Thomas Watson (TW) Tech GPI
Terry Winstead (TW) Tech GPI

Weather : Cloudy w/ rain 76°F

PPE : Level D

Health & Safety (HS) : Topics - PPE; inclement weather; IDW

Objective : Continue well install

0700 CS cons HW
0730 SA/GPI cons HW; Phase II
0950 Phase II terminated; Setting IW0160 105-115
1020 Well Set; Hydrating Bentonite
1100 Hydration Complete; Grouting Borehole
1130 Installation Complete
1145 Set up on Location 8 (IW0~~161~~ 162); incl chem 5'
1200 GPI tag lunch
1245 Drilling Commenced on IW0162
1340 Setting well 105'-115'
1405 Well Set; Hydrating Bentonite
~~1400~~ Screen : 105-115
20/30 Sand : 115-104
Bentonite : 104-101
1445 Hydration Complete; Grouting Borehole
1515 Installation Complete
1525 Set up on Location 5 (IW0163); incl chem 5'
1550 Drilling Commenced
1705 Setting well 105'-115'
1730 Well Set; Hydrating / Offsite

Scale: 1 square =

08/02/19 LC34 112G08069

Personnel : Chuck Sorden (CS) Geologist Tr
Billy Moss (BM) Driller GPI
Thomas Watson (TW) Tech GPI
Terry Windsor TW) Tech GPI

Weather : Cloudy 78°F
PPE : Level D
Health & Safety (HAS) : Topics of weather; PPE; Lifting
Objective : Continue well installation

0730 CS/GPI onsite; HAS meeting; Daily prep
0805 Grouting Borehole on IW0163
0835 Installation Complete
0855 Drilling IW0164 (Location 4); previously had cleared
0955 Setting IW0164
1000 Developing IW0160
1030 Well Set; Hydrating Bentonite
1100 Development Complete on IW0160
1110 Hydration Complete; Grouting Borehole
1115 Developing IW0161
1135 Installation Complete on IW0164
1145 Setup on IW0165 (Location 3
1155 Drilling Commenced
1220 Development Complete on IW0161
1300 Developing IW0162
1325 Setting IW0165
1350 IW0165 Set; Same as other 165-115 wells
1430 Development Complete on IW0163; pump stoped (ran out of fuel) for ~~[illegible]~~ an unknown amount of time; Developed for additional time; Grouting IW0165 Borehole @1420
1445 Installation Complete on IW0165; inclement weather approaching
1515 O/GS [illegible]



Rite in the Rain

09/05/19 LC34 112G08064

Personnel : Chuck Sorden (CS) Geologist TT
Scott Anderson (SA) PG TT
Billy Moss (BM) Driller GPI
Thomas Watson (TW) Tech GPI
Terry Lindstrand (TWS) Tech GPI

Weather : Cloudy 81°F

PPE : Level D

Health & Safety : Topics - PPE ; Inclemental Weather ; IDW

Objective : Continue well installation

0800 CS on site

0845 SA on site

0930 GPI on site; HAS meeting; Unloading Equipment/Supplies; Getting set up to Push 10" casing on recovery well to 95'

1015 Drilling Commenced ; pushing 6" to 95 ; Developing IW 0163

1035 Begin Pushing 10" casing

1115 Development Complete

1200 GPI taking lunch

1300 Drilling resumed on

1450 @ 95' w/ 10" Pipe; tripping out 6" Casing

1515 Setting well 95' ~~TD~~ hole ≈ 96

Well Set;

Screen - 80'-95'

Total Depth - 95.5'

20/30 Sand - ~~95.5'~~ 79.5'-95.5'

30/65 Sand - 78'-79.5'

Bentonite - 75'-78'

1645 Well Set; Phase II ; will grout in AM offsite

Scale: 1 square =

08/06/19 LC34 112G-08069

Personnel : Chuck Sordon (CS) Geologist TT
Scott Anderson (SA) PG TT
Billy Moss (BM) Driller GPI
Terry Lindstrom (TW) Tech GPI
Thomas Watson (TWT) Tech GPI

Weather : Sunny 77°F
PPE : Level D
Health & Safety (HAS) : Topics - Inclement weather; heat stress; IDW
Objectives : Complete RW0017 and install 2 2" wells

0715 CS/GPI on site; HAS meeting; Daily prep
0800 ~~0900~~ Group Borehole
0905 Installation Complete -
0940 Setup on IW0166 (East RW observation well); had clearing 5'
1000 Drilling commenced
1130 Setting well
1200 well Set; 6" Borehole Diameter 2" well
Screen - 88'-93'
20/30 Sand - 87.5-93
30/65 Sand - 85.5-87.5
- GPI Taking lunch
1300 GPI onsite; Lay Vault around RW0017; ~~Sett~~ Group IW0166
1345 Installation Complete
1405 Phase II
1535 Phase II terminated
1550 Back in Phase II
1715 offsite

Scale: 1 square =

Rite in the Rain

08/07/19 LC34 1126-080C4

Personnel : Chuck Sorden (CS) Geologist TT
Scott Anderson (SA) P.G. TT
Billy Moss (BM) Driller GPI
Thomas Watson (TW) Tech GPI
Terry Lindstrand (TWS) Tech GPI
Weather : Sunny 81°F
PPE : Level D
Health & Safety (H&S) : Topics – PPE; Heat Stress; IDW
objectives : Complete Drilling portion of well installation

0715 CS/GPI on site; HAS meeting / Daily Prep
0735 Begin Developing IW0165; Setting Mud Tub on IW0167 (Upgradient obs well)
0815 Drilling Commenced
0925 Setting well 93'
0955 Well Set Begin Developing IW0167
Screen - 88-93
20/30 Sand - 87.5-93
30/65 Sand - 85.6-87.5
1060 Developing RW0017 6.95 initial DTW BTOC
1110 Development Complete on IW0167; Greasy Breaker
1125 Developing IW0166
1150 Installation Complete on IW0167; All wells installed
1200 GPI offsite
1215 Development Complete for now on RW0017
1245 GPI on site, Phase II
1625 Phase II terminated

Scale: 1 square = _____

Tetra Tech, Inc.

WELL No.: IW0155

MONITORING WELL SHEET

PROJECT:	Launch Complex 34	DRILLING Co.:	Drill Pro, LLC.	BORING No.:	IW0155
PROJECT No.:	112G08069	DRILLER:	Billy Moss	DATE COMPLETED:	07/16/19
SITE:	LC34 DSZ	DRILLING METHOD:	Rotosonic	LATITUDE:	
ENG/GEO:	Chuck Sorden	DEV. METHOD:	Pump	LONGITUDE:	

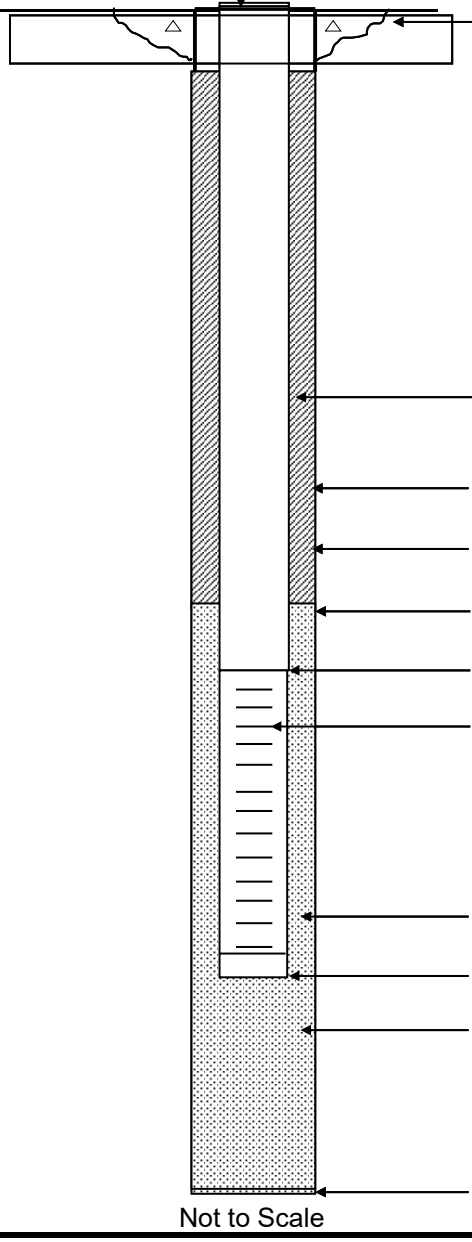

Ground Elevation =

Datum:

Not to Scale

Elevation of Top of Casing: /

Length of Riser (ft): N/A - Flush Mount

Type of Surface Casing: N/A - Flush Mount

Type of Surface Seal: Concrete

Type of Riser: 1" Sch. 40 PVC

Borehole Diameter: 4

Type of Backfill: Type I Portland Cement/Bentonite

Elevation / Depth of Seal: / 78.0

Type of Seal: 30/65 Silica Sand

Elevation / Depth of Top of Filter Pack: / 80.0

Elevation / Depth of Top of Screen: / 80.5

Type of Screen: Pre-Packed Screen

Slot Size x Length: 0.010 x 10

Type of Filter Pack: 20/30 Silica Sand

Elevation / Depth of Bottom of Screen: / 85.5

Elevation / Depth of Bottom of Filter Pack: / 87.0

Type of Backfill Below Well: Bentonite

Elevation / Total Depth of Borehole: / 100.0

Tetra Tech, Inc.

WELL No.: IW0156

MONITORING WELL SHEET

PROJECT:	Launch Complex 34	DRILLING Co.:	Drill Pro, LLC.	BORING No.:	IW0156
PROJECT No.:	112G08069	DRILLER:	Billy Moss	DATE COMPLETED:	07/16/19
SITE:	LC34 DSZ	DRILLING METHOD:	Rotosonic	LATITUDE:	
ENG/GEO:	Chuck Sorden	DEV. METHOD:	Pump	LONGITUDE:	

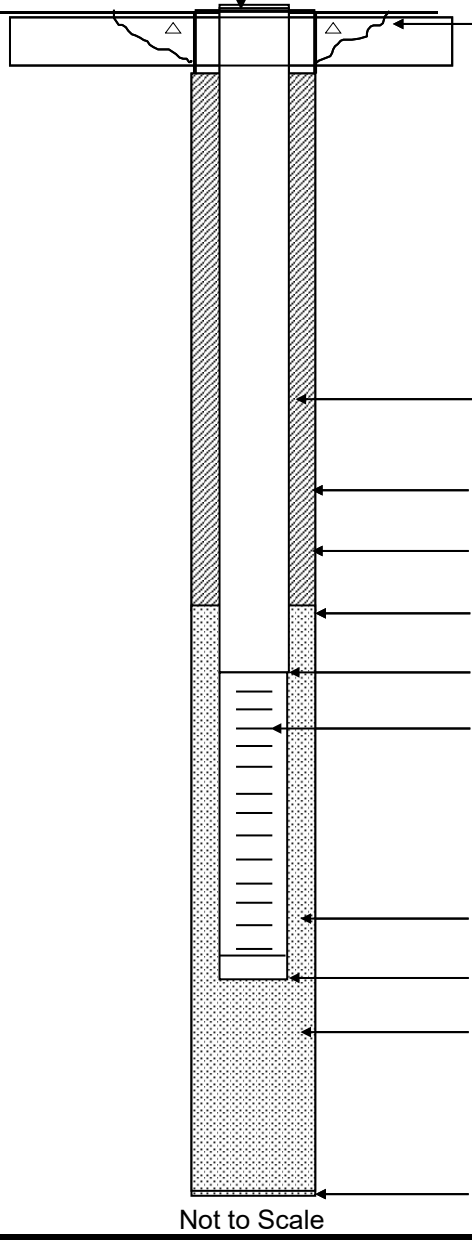

Ground Elevation =

Datum:

Not to Scale

Elevation of Top of Casing: /

Length of Riser (ft): N/A - Flush Mount

Type of Surface Casing: N/A - Flush Mount

Type of Surface Seal: Concrete

Type of Riser: 1" Sch. 40 PVC

Borehole Diameter: 4

Type of Backfill: Type I Portland Cement/Bentonite

Elevation / Depth of Seal: / 85.5

Type of Seal: 30/65 Silica Sand

Elevation / Depth of Top of Filter Pack: / 87.5

Elevation / Depth of Top of Screen: / 88.0

Type of Screen: Pre-Packed Screen

Slot Size x Length: 0.010 x 10

Type of Filter Pack: 20/30 Silica Sand

Elevation / Depth of Bottom of Screen: / 93.0

Elevation / Depth of Bottom of Filter Pack: / 95.0

Type of Backfill Below Well: Bentonite

Elevation / Total Depth of Borehole: / 100.0

Tetra Tech, Inc.

WELL No.: IW0157

MONITORING WELL SHEET

PROJECT:	Launch Complex 34	DRILLING Co.:	Drill Pro, LLC.	BORING No.:	IW0157
PROJECT No.:	112G08069	DRILLER:	Billy Moss	DATE COMPLETED:	07/17/19
SITE:	LC34 DSZ	DRILLING METHOD:	Rotosonic	LATITUDE:	
ENG/GEO:	Chuck Sorden	DEV. METHOD:	Pump	LONGITUDE:	

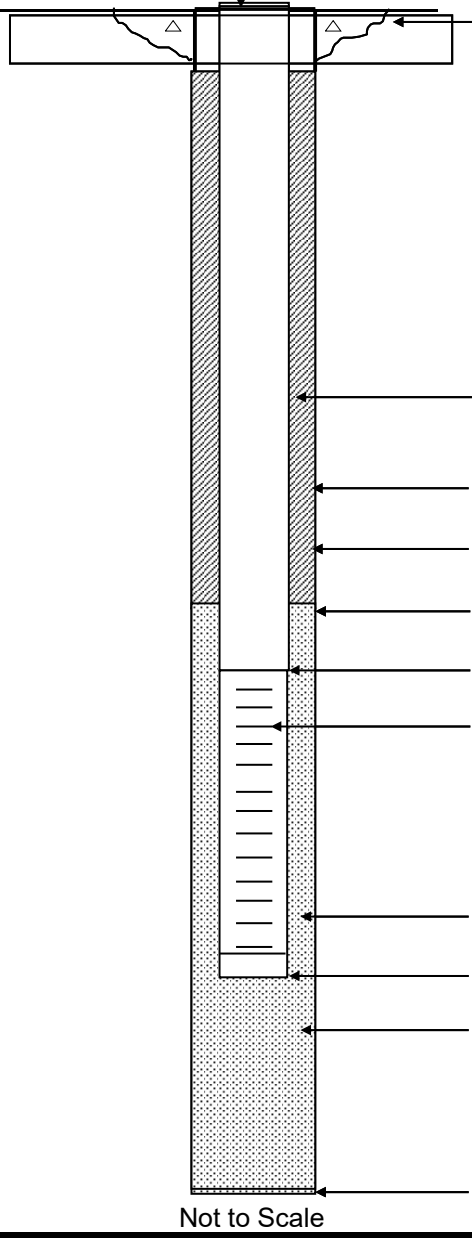

Not to Scale

Ground Elevation =

Datum:

Elevation of Top of Casing: /

Length of Riser (ft): N/A - Flush Mount

Type of Surface Casing: N/A - Flush Mount

Type of Surface Seal: Concrete

Type of Riser: 1" Sch. 40 PVC

Borehole Diameter: 4

Type of Backfill: Type I Portland Cement/Bentonite

Elevation / Depth of Seal: / 85.5

Type of Seal: 30/65 Silica Sand

Elevation / Depth of Top of Filter Pack: / 87.5

Elevation / Depth of Top of Screen: / 88.0

Type of Screen: Pre-Packed Screen

Slot Size x Length: 0.010 x 10

Type of Filter Pack: 20/30 Silica Sand

Elevation / Depth of Bottom of Screen: / 93.0

Elevation / Depth of Bottom of Filter Pack: / 95.0

Type of Backfill Below Well: Bentonite

Elevation / Total Depth of Borehole: / 100.0

Tetra Tech, Inc.

WELL No.: IW0158

MONITORING WELL SHEET

PROJECT:	Launch Complex 34	DRILLING Co.:	Drill Pro, LLC.	BORING No.:	IW0158
PROJECT No.:	112G08069	DRILLER:	Billy Moss	DATE COMPLETED:	07/17/19
SITE:	LC34 DSZ	DRILLING METHOD:	Rotosonic	LATITUDE:	
ENG/GEO:	Chuck Sorden	DEV. METHOD:	Pump	LONGITUDE:	

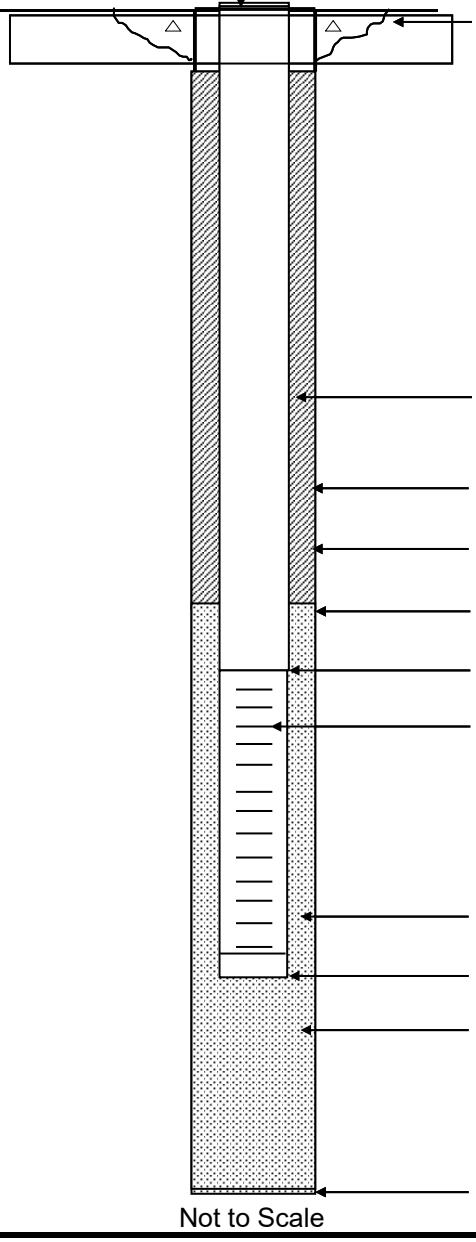

Ground Elevation =
Datum:

Not to Scale

Elevation of Top of Casing: /

Length of Riser (ft): N/A - Flush Mount

Type of Surface Casing: N/A - Flush Mount

Type of Surface Seal: Concrete

Type of Riser: 1" Sch. 40 PVC

Borehole Diameter: 4

Type of Backfill: Type I Portland Cement/Bentonite

Elevation / Depth of Seal: / 85.5

Type of Seal: 30/65 Silica Sand

Elevation / Depth of Top of Filter Pack: / 87.5

Elevation / Depth of Top of Screen: / 88.0

Type of Screen: Pre-Packed Screen

Slot Size x Length: 0.010 x 10

Type of Filter Pack: 20/30 Silica Sand

Elevation / Depth of Bottom of Screen: / 93.0

Elevation / Depth of Bottom of Filter Pack: / 95.0

Type of Backfill Below Well: Bentonite

Elevation / Total Depth of Borehole: / 100.0

Tetra Tech, Inc.

WELL No.: IW0159

MONITORING WELL SHEET

PROJECT:	Launch Complex 34	DRILLING Co.:	Drill Pro, LLC.	BORING No.:	IW0159
PROJECT No.:	112G08069	DRILLER:	Billy Moss	DATE COMPLETED:	07/18/19
SITE:	LC34 DSZ	DRILLING METHOD:	Rotosonic	LATITUDE:	
ENG/GEO:	Chuck Sorden	DEV. METHOD:	Pump	LONGITUDE:	

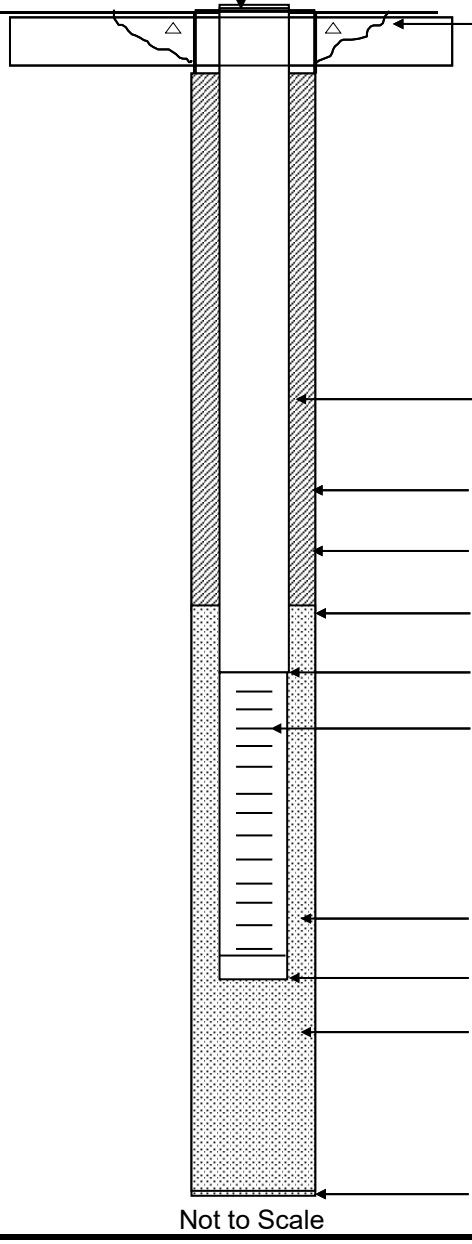

Ground Elevation =

Datum:

Not to Scale

Elevation of Top of Casing: /

Length of Riser (ft): N/A - Flush Mount

Type of Surface Casing: N/A - Flush Mount

Type of Surface Seal: Concrete

Type of Riser: 1" Sch. 40 PVC

Borehole Diameter: 4

Type of Backfill: Type I Portland Cement/Bentonite

Elevation / Depth of Seal: / 85.5

Type of Seal: 30/65 Silica Sand

Elevation / Depth of Top of Filter Pack: / 87.5

Elevation / Depth of Top of Screen: / 88.0

Type of Screen: Pre-Packed Screen

Slot Size x Length: 0.010 x 10

Type of Filter Pack: 20/30 Silica Sand

Elevation / Depth of Bottom of Screen: / 93.0

Elevation / Depth of Bottom of Filter Pack: / 95.0

Type of Backfill Below Well: Bentonite

Elevation / Total Depth of Borehole: / 100.0

Tetra Tech, Inc.

WELL No.: IW0160

MONITORING WELL SHEET

PROJECT:	Launch Complex 34	DRILLING Co.:	Drill Pro, LLC.	BORING No.:	IW0160
PROJECT No.:	112G08069	DRILLER:	Billy Moss	DATE COMPLETED:	07/31/19
SITE:	LC34 DSZ	DRILLING METHOD:	Rotosonic	LATITUDE:	
ENG/GEO:	Chuck Sorden	DEV. METHOD:	Pump	LONGITUDE:	

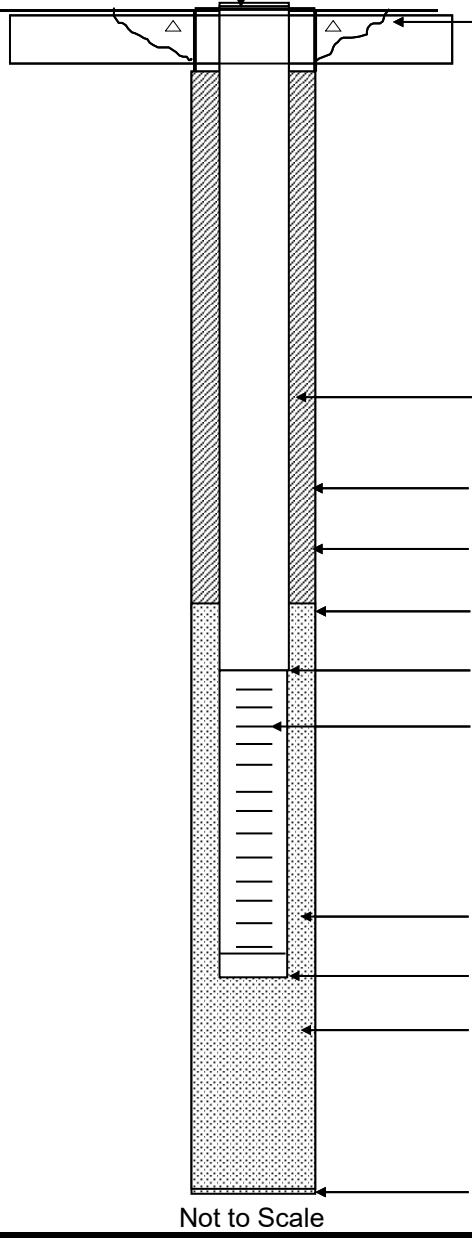

Ground Elevation =
Datum:

Not to Scale

Elevation of Top of Casing: /

Length of Riser (ft): N/A - Flush Mount

Type of Surface Casing: N/A - Flush Mount

Type of Surface Seal: Concrete

Type of Riser: 1" Sch. 40 PVC

Borehole Diameter: 4

Type of Backfill: Type I Portland Cement/Bentonite

Elevation / Depth of Seal: / 101.0

Type of Seal: Pel-Plug Bentonite Pellets

Elevation / Depth of Top of Filter Pack: / 104.0

Elevation / Depth of Top of Screen: / 105.0

Type of Screen: Pre-Packed Screen

Slot Size x Length: 0.010 x 10

Type of Filter Pack: 20/30 Silica Sand

Elevation / Depth of Bottom of Screen: / 115.0

Elevation / Depth of Bottom of Filter Pack: / 115.0

Type of Backfill Below Well: Undisturbed Native Soil

Elevation / Total Depth of Borehole: / 115.0

Tetra Tech, Inc.

WELL No.: IW0161

MONITORING WELL SHEET

PROJECT:	Launch Complex 34	DRILLING Co.:	Drill Pro, LLC.	BORING No.:	IW0161
PROJECT No.:	112G08069	DRILLER:	Billy Moss	DATE COMPLETED:	08/01/19
SITE:	LC34 DSZ	DRILLING METHOD:	Rotosonic	LATITUDE:	
ENG/GEO:	Chuck Sorden	DEV. METHOD:	Pump	LONGITUDE:	

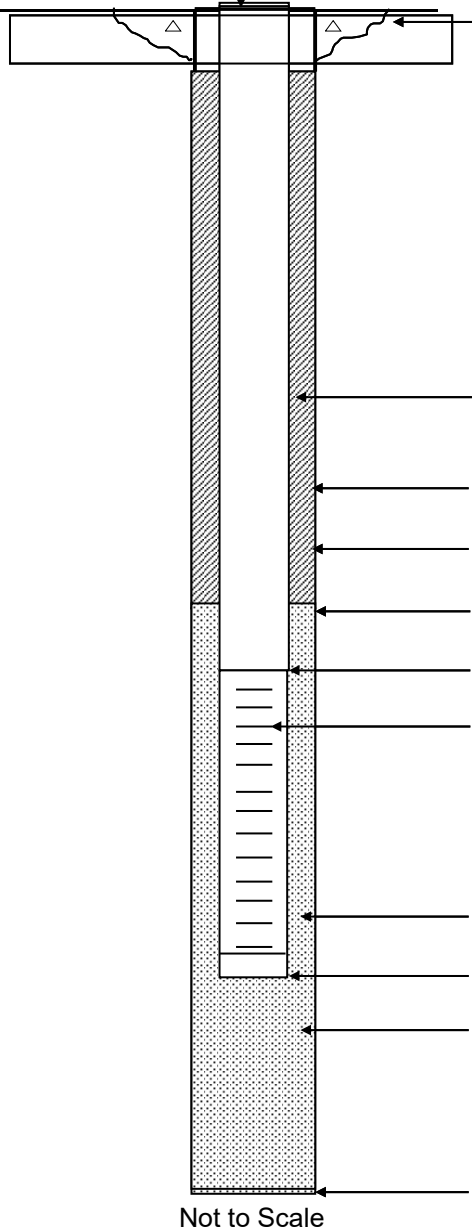

Ground Elevation =
Datum:

Not to Scale

Elevation of Top of Casing: /

Length of Riser (ft): N/A - Flush Mount

Type of Surface Casing: N/A - Flush Mount

Type of Surface Seal: Concrete

Type of Riser: 1" Sch. 40 PVC

Borehole Diameter: 4

Type of Backfill: Type I Portland Cement/Bentonite

Elevation / Depth of Seal: / 101.0

Type of Seal: Pel-Plug Bentonite Pellets

Elevation / Depth of Top of Filter Pack: / 104.0

Elevation / Depth of Top of Screen: / 105.0

Type of Screen: Pre-Packed Screen

Slot Size x Length: 0.010 x 10

Type of Filter Pack: 20/30 Silica Sand

Elevation / Depth of Bottom of Screen: / 115.0

Elevation / Depth of Bottom of Filter Pack: / 115.0

Type of Backfill Below Well: Undisturbed Native Soil

Elevation / Total Depth of Borehole: / 115.0

Tetra Tech, Inc.

WELL No.: IW0162

MONITORING WELL SHEET

PROJECT:	Launch Complex 34	DRILLING Co.:	Drill Pro, LLC.	BORING No.:	IW0162
PROJECT No.:	112G08069	DRILLER:	Billy Moss	DATE COMPLETED:	08/01/19
SITE:	LC34 DSZ	DRILLING METHOD:	Rotosonic	LATITUDE:	
ENG/GEO:	Chuck Sorden	DEV. METHOD:	Pump	LONGITUDE:	

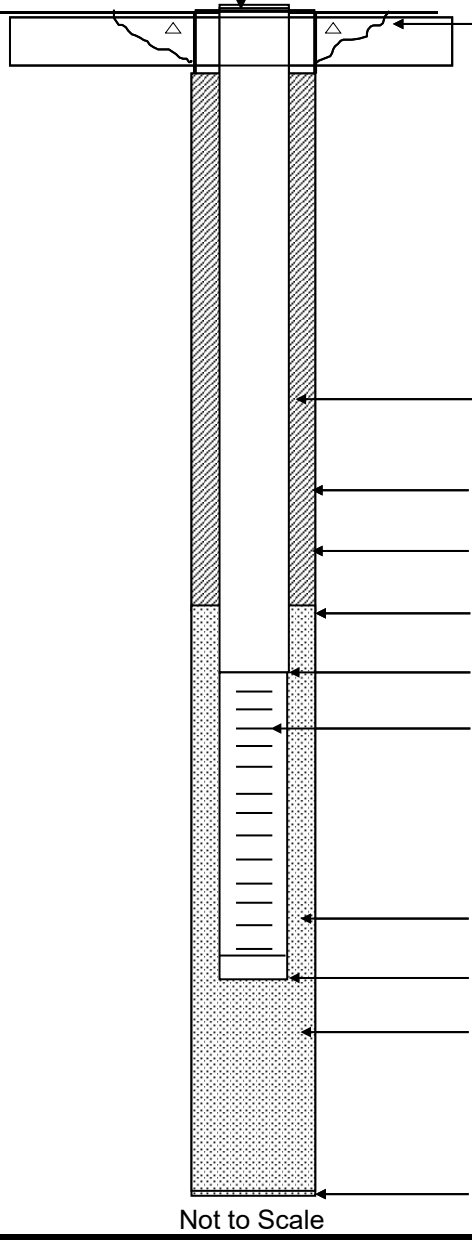

Ground Elevation =
Datum:

Not to Scale

Elevation of Top of Casing: /

Length of Riser (ft): N/A - Flush Mount

Type of Surface Casing: N/A - Flush Mount

Type of Surface Seal: Concrete

Type of Riser: 1" Sch. 40 PVC

Borehole Diameter: 4

Type of Backfill: Type I Portland Cement/Bentonite

Elevation / Depth of Seal: / 101.0

Type of Seal: Pel-Plug Bentonite Pellets

Elevation / Depth of Top of Filter Pack: / 104.0

Elevation / Depth of Top of Screen: / 105.0

Type of Screen: Pre-Packed Screen

Slot Size x Length: 0.010 x 10

Type of Filter Pack: 20/30 Silica Sand

Elevation / Depth of Bottom of Screen: / 115.0

Elevation / Depth of Bottom of Filter Pack: / 115.0

Type of Backfill Below Well: Undisturbed Native Soil

Elevation / Total Depth of Borehole: / 115.0

Tetra Tech, Inc.

WELL No.: IW0163

MONITORING WELL SHEET

PROJECT:	Launch Complex 34	DRILLING Co.:	Drill Pro, LLC.	BORING No.:	IW0163
PROJECT No.:	112G08069	DRILLER:	Billy Moss	DATE COMPLETED:	08/01/19
SITE:	LC34 DSZ	DRILLING METHOD:	Rotosonic	LATITUDE:	
ENG/GEO:	Chuck Sorden	DEV. METHOD:	Pump	LONGITUDE:	

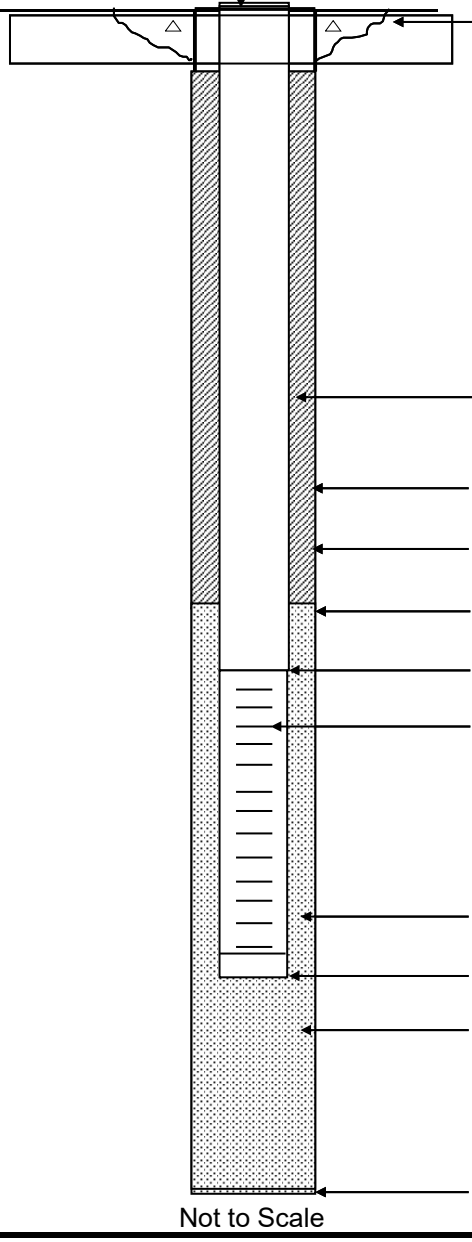

Ground Elevation =
Datum:

Not to Scale

Elevation of Top of Casing: /

Length of Riser (ft): N/A - Flush Mount

Type of Surface Casing: N/A - Flush Mount

Type of Surface Seal: Concrete

Type of Riser: 1" Sch. 40 PVC

Borehole Diameter: 4

Type of Backfill: Type I Portland Cement/Bentonite

Elevation / Depth of Seal: / 101.0

Type of Seal: Pel-Plug Bentonite Pellets

Elevation / Depth of Top of Filter Pack: / 104.0

Elevation / Depth of Top of Screen: / 105.0

Type of Screen: Pre-Packed Screen

Slot Size x Length: 0.010 x 10

Type of Filter Pack: 20/30 Silica Sand

Elevation / Depth of Bottom of Screen: / 115.0

Elevation / Depth of Bottom of Filter Pack: / 115.0

Type of Backfill Below Well: Undisturbed Native Soil

Elevation / Total Depth of Borehole: / 115.0

Tetra Tech, Inc.

WELL No.: IW0164

MONITORING WELL SHEET

PROJECT:	Launch Complex 34	DRILLING Co.:	Drill Pro, LLC.	BORING No.:	IW0164
PROJECT No.:	112G08069	DRILLER:	Billy Moss	DATE COMPLETED:	08/02/19
SITE:	LC34 DSZ	DRILLING METHOD:	Rotosonic	LATITUDE:	
ENG/GEO:	Chuck Sorden	DEV. METHOD:	Pump	LONGITUDE:	

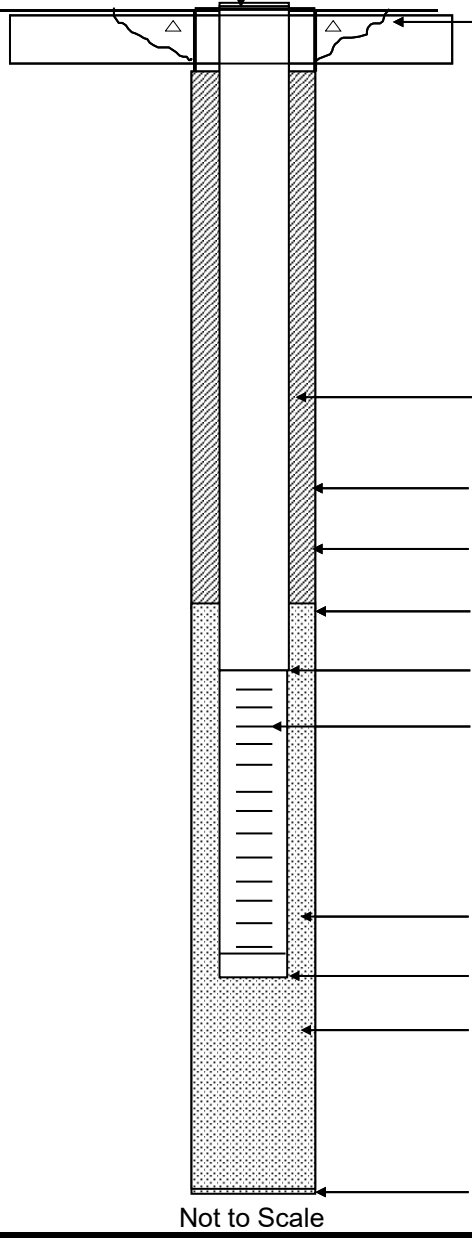

Not to Scale

Ground Elevation =

Datum:

Elevation of Top of Casing: /

Length of Riser (ft): N/A - Flush Mount

Type of Surface Casing: N/A - Flush Mount

Type of Surface Seal: Concrete

Type of Riser: 1" Sch. 40 PVC

Borehole Diameter: 4

Type of Backfill: Type I Portland Cement/Bentonite

Elevation / Depth of Seal: / 101.0

Type of Seal: Pel-Plug Bentonite Pellets

Elevation / Depth of Top of Filter Pack: / 104.0

Elevation / Depth of Top of Screen: / 105.0

Type of Screen: Pre-Packed Screen

Slot Size x Length: 0.010 x 10

Type of Filter Pack: 20/30 Silica Sand

Elevation / Depth of Bottom of Screen: / 115.0

Elevation / Depth of Bottom of Filter Pack: / 115.0

Type of Backfill Below Well: Undisturbed Native Soil

Elevation / Total Depth of Borehole: / 115.0

Tetra Tech, Inc.

WELL No.: IW0165

MONITORING WELL SHEET

PROJECT:	Launch Complex 34	DRILLING Co.:	Drill Pro, LLC.	BORING No.:	IW0165
PROJECT No.:	112G08069	DRILLER:	Billy Moss	DATE COMPLETED:	08/02/19
SITE:	LC34 DSZ	DRILLING METHOD:	Rotosonic	LATITUDE:	
ENG/GEO:	Chuck Sorden	DEV. METHOD:	Pump	LONGITUDE:	

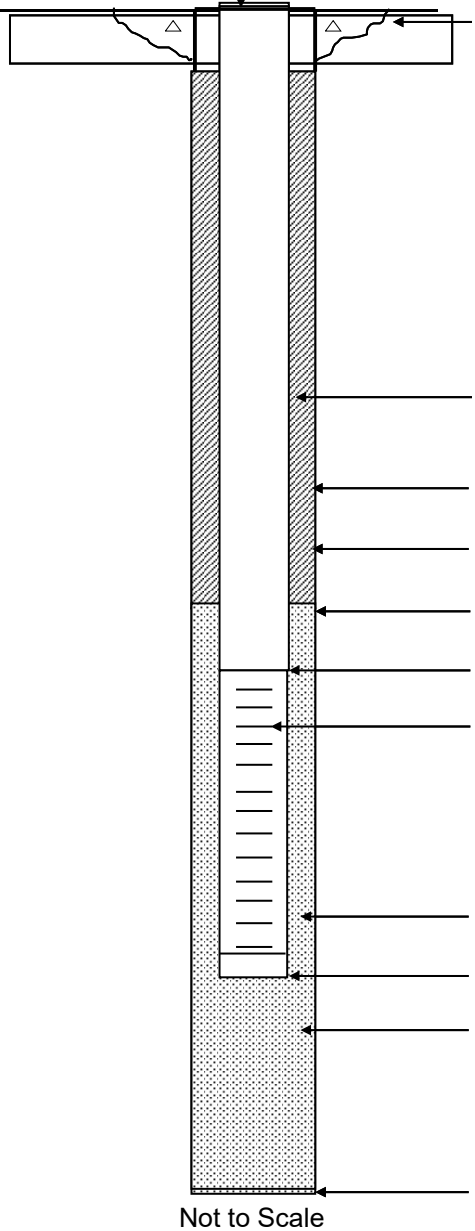

Ground Elevation =
Datum:

Not to Scale

Elevation of Top of Casing: /

Length of Riser (ft): N/A - Flush Mount

Type of Surface Casing: N/A - Flush Mount

Type of Surface Seal: Concrete

Type of Riser: 1" Sch. 40 PVC

Borehole Diameter: 4

Type of Backfill: Type I Portland Cement/Bentonite

Elevation / Depth of Seal: / 101.0

Type of Seal: Pel-Plug Bentonite Pellets

Elevation / Depth of Top of Filter Pack: / 104.0

Elevation / Depth of Top of Screen: / 105.0

Type of Screen: Pre-Packed Screen

Slot Size x Length: 0.010 x 10

Type of Filter Pack: 20/30 Silica Sand

Elevation / Depth of Bottom of Screen: / 115.0

Elevation / Depth of Bottom of Filter Pack: / 115.0

Type of Backfill Below Well: Undisturbed Native Soil

Elevation / Total Depth of Borehole: / 115.0

Tetra Tech, Inc.

WELL No.: IW0166

MONITORING WELL SHEET

PROJECT:	Launch Complex 34	DRILLING Co.:	Drill Pro, LLC.	BORING No.:	IW0166
PROJECT No.:	112G08069	DRILLER:	Billy Moss	DATE COMPLETED:	08/06/19
SITE:	LC34 DSZ	DRILLING METHOD:	Rotosonic	LATITUDE:	
ENG/GEO:	Chuck Sorden	DEV. METHOD:	Pump	LONGITUDE:	

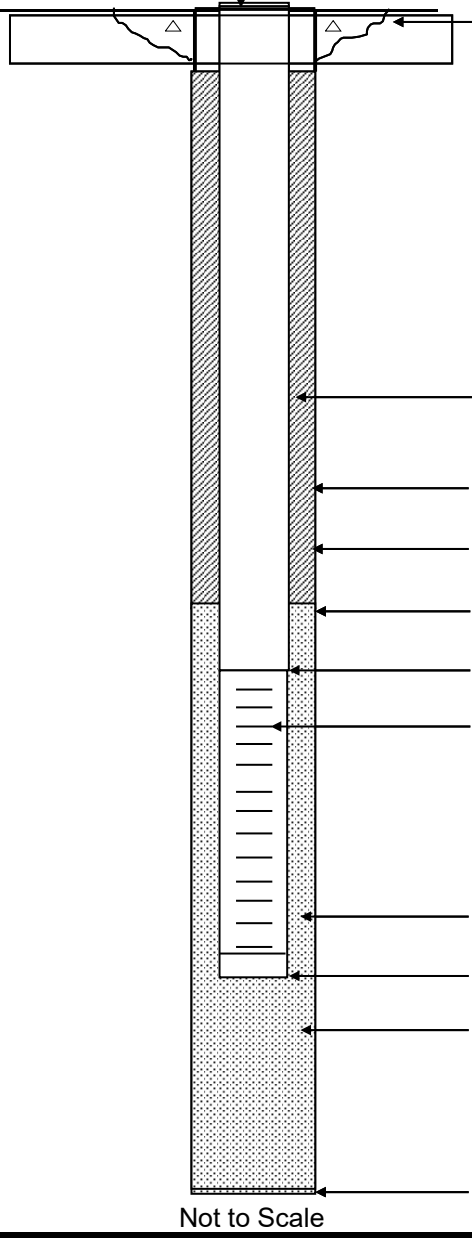

Not to Scale

Ground Elevation =

Datum:

Elevation of Top of Casing: /

Length of Riser (ft): N/A - Flush Mount

Type of Surface Casing: N/A - Flush Mount

Type of Surface Seal: Concrete

Type of Riser: 2" Sch. 40 PVC

Borehole Diameter: 6

Type of Backfill: Type I Portland Cement/Bentonite

Elevation / Depth of Seal: / 85.5

Type of Seal: 30/65 Silica Sand

Elevation / Depth of Top of Filter Pack: / 87.5

Elevation / Depth of Top of Screen: / 88.0

Type of Screen: Pre-Packed Screen

Slot Size x Length: 0.010 x 10

Type of Filter Pack: 20/30 Silica Sand

Elevation / Depth of Bottom of Screen: / 93.0

Elevation / Depth of Bottom of Filter Pack: / 93.0

Type of Backfill Below Well: Undisturbed Native Soil

Elevation / Total Depth of Borehole: / 93.0

Tetra Tech, Inc.

WELL No.: IW0167

MONITORING WELL SHEET

PROJECT:	Launch Complex 34	DRILLING Co.:	Drill Pro, LLC.	BORING No.:	IW0167
PROJECT No.:	112G08069	DRILLER:	Billy Moss	DATE COMPLETED:	08/06/19
SITE:	LC34 DSZ	DRILLING METHOD:	Rotosonic	LATITUDE:	
ENG/GEO:	Chuck Sorden	DEV. METHOD:	Pump	LONGITUDE:	

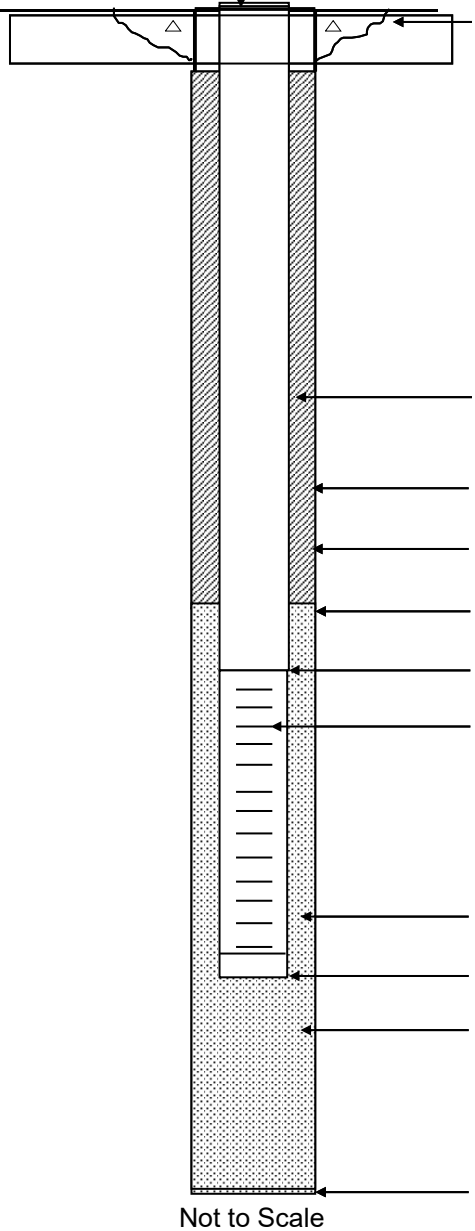

Not to Scale

Ground Elevation =

Datum:

Elevation of Top of Casing: /

Length of Riser (ft): N/A - Flush Mount

Type of Surface Casing: N/A - Flush Mount

Type of Surface Seal: Concrete

Type of Riser: 2" Sch. 40 PVC

Borehole Diameter: 6

Type of Backfill: Type I Portland Cement/Bentonite

Elevation / Depth of Seal: / 85.5

Type of Seal: 30/65 Silica Sand

Elevation / Depth of Top of Filter Pack: / 87.5

Elevation / Depth of Top of Screen: / 88.0

Type of Screen: Pre-Packed Screen

Slot Size x Length: 0.010 x 10

Type of Filter Pack: 20/30 Silica Sand

Elevation / Depth of Bottom of Screen: / 93.0

Elevation / Depth of Bottom of Filter Pack: / 93.0

Type of Backfill Below Well: Undisturbed Native Soil

Elevation / Total Depth of Borehole: / 93.0

Tetra Tech, Inc.

WELL No.: RW0017

RECOVERY WELL SHEET

PROJECT:	Launch Complex 34	DRILLING Co.:	Drill Pro, LLC.	BORING No.:	RW0017
PROJECT No.:	112G08069	DRILLER:	Billy Moss	DATE COMPLETED:	08/05/19
SITE:	LC34 DSZ	DRILLING METHOD:	Rotosonic	LATITUDE:	
ENG/GEO:	Chuck Sorden	DEV. METHOD:	Submersible pump/surge	LONGITUDE:	

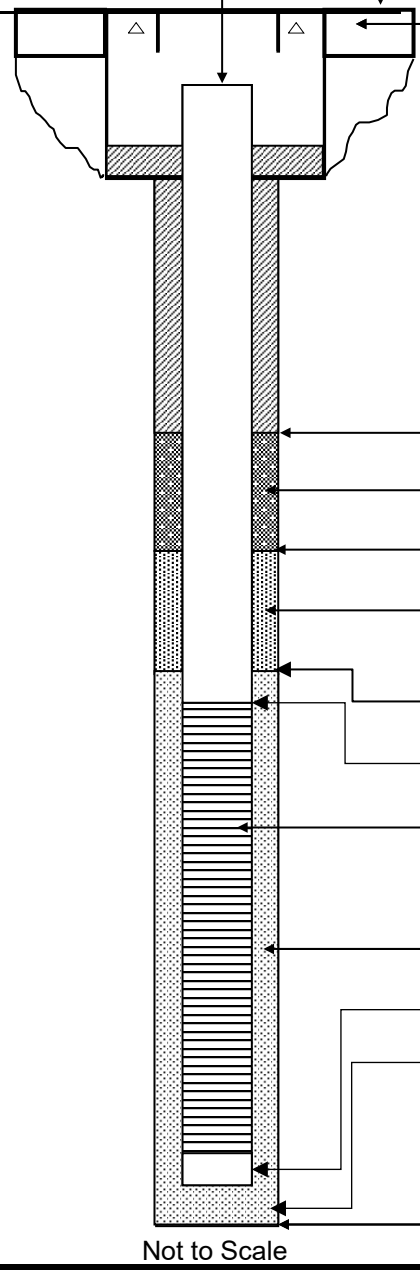

Not to Scale

Ground Elevation =
Datum:

Elevation of Top of Casing: /

Concrete Pad Size: 3 feet x 3 feet

Type of Surface Seal: Concrete encased steel vault box

Type of Riser: Stainless Steel

Riser Pipe Inside Diameter: 6 inch

Borehole Diameter: 10 inch

Type of Backfill: Type I Portland Cement/Bentonite

Elevation / Depth of Seal: / 75.0'

Primary Seal: Pel-Plug Bentonite Pellets

Elevation / Depth of Seal: / 78.0'

Secondary Seal: 30/65 Silica Sand

Elevation / Depth of Top of Filter Pack: / 79.5'

Elevation / Depth of Top of Screen: / 80.0'

Type of Screen: Stainless Steel Wire Wrap

Slot Size x Length: 0.010 inch x 15 feet

Type of Filter Pack: 20/30 Silica Sand

Elevation / Depth of Bottom of Screen: / 95.0'

Elevation / Depth of Bottom of Filter Pack / 95.5'

Type of Backfill Below Well:
20/30 Silica Sand

Elevation / Total Depth of Borehole: / 96.0'

Tetra Tech, Inc.

BORING LOG

PROJECT NAME: LC34
PROJECT NUMBER:
DRILLING COMPANY: Drill Pro
DRILLING RIG: Geoprobe 8140LS

BORING No.: DPT0648
DATE: 7-15-19
GEOLOGIST: Scott, Chuck
DRILLER: Drill Pro

Sample No. and Type or RQD	Depth (Ft.) or Run No.	Blows / 6" or RQD (%)	Sample Recovery / Sample Length	Lithology Change (Depth/Ft.) or Screened Interval	MATERIAL DESCRIPTION: Soil Density/ Consistency or Rock Hardness	Color	Material Classification	USCS *	Remarks	PID/FID Reading (ppm): Sample	Sampler BZ	Borehole**	Driller BZ**
					0-1 / Concrete								
					1-5 / tan, light brown f-m sands with								
					minor rounded gravels								
5													
					tan and light brown f to f-m sands with					Ø			
1	4.5/5.0				minor gravel @ 5-7, no gravel 7-10.					Ø			
				1	- iron staining 7-9, 9-10 transiting to					Ø			
					gray/green f sand (clean)					Ø			
10										Ø			
					gray/light green clean fine sand					17			
2	2.0/5.0				with trace c sands					12			
										22			
15				TOC									
					same as above, transitioning to gray					90			
3	3.5/5.0			18	f sands					56			
										33			
					Gray f-m sands and crushed shells					53			
20					- most shells < 1/4", some > 1/4"								
										5			
4	4.0/5.0			2						12			
					Gray fine sands w/trace < 1/4"					36			
					crushed shells and possible trace					79			
25					silts								

* When rock coring, enter rock brokeness.

** Include monitor reading in 6 foot intervals @ borehole. Increase reading frequency if elevated reponse read.

Remarks:

Drilling Area Background (ppm):

Converted to Well: Yes X No Well I.D. #:

~~88-98~~
80.5 - 85.5'

Tetra Tech, Inc.

BORING LOG

PROJECT NAME: _____ BORING No.: DPT0648
PROJECT NUMBER: _____ DATE: _____
DRILLING COMPANY: _____ GEOLOGIST: _____
DRILLING RIG: _____ DRILLER: _____

Sample No. and Type or RQD	Depth (Ft.) or Run No.	Blows / 6" or RQD (%)	Sample Recovery / Sample Length	Lithology Change (Depth/Ft.) or Screened Interval	MATERIAL DESCRIPTION: Soil Density/ Consistency or Rock Hardness	Color	Material Classification	USCS *	Remarks	PID/FID Reading (ppm): Sample	Sampler BZ	Borehole**	Driller BZ**
							Gray f sand w/ trace silts			43			
(5)	4.0/5.0			VOC TOC			< holds form but easily crushed			5			
							< gray to green in lower 2 feet			16			
							- No shells			49			
30							↓ ↓ ↓						
				31						8			
(6)	4.0/5.0						Dark gray/greenish gray f-m sands			62			
				(3)			and shells (crushed and whole, 1/8 to >1")			32			
							- trace silts, clays in portions			90			
35							↓ ↓ ↓						
(1)	4.25/5.0			TOC VOC			Dark gray f-m sandy shells to shelly					>15,000	
							sands. Decreasing shells, very (shelly @ 38-39)						
40							as above but clayey → silts, clays (trace)						
							Gray f-m sand with crushed shells						
							and trace silt. Decreasing shells with						
(8)	5.0/5.0						depth. crushed/whole shells 1/8" to >1"					>15,000	
				TOC VOC			- Also decreasing grain size w/ depth (f @ bottom)					Smell/odor	
45													
				TOC VOC			Gray sandy (f) silt with clay and						
				TOC VOC			minor to trace shells,						
(9)	5.0/5.0			(1)			- dries to solid/fractured forms.					>15,000	
							- shells 1/4" to >1", particl					smell/odor	
50							- more clay @ 47-49, less sands						

* When rock coring, enter rock brokeness.

** Include monitor reading in 6 foot intervals @ borehole. Increase reading frequency if elevated reponse read.

Drilling Area Background (ppm): ____

Remarks: _____

Converted to Well: Yes _____ No _____ Well I.D. #: _____

TOC VOC

Tetra Tech, Inc.

BORING LOG

PROJECT NAME:
PROJECT NUMBER:
DRILLING COMPANY:
DRILLING RIG:

BORING No.: DPT0648
DATE:
GEOLOGIST:
DRILLER:

Sample No. and Type or RQD	Depth (Ft.) or Run No.	Blows / 6" or RQD (%)	Sample Recovery / Sample Length	Lithology Change (Depth/Ft.) or Screened Interval	MATERIAL DESCRIPTION: Soil Density/ Consistency or Rock Hardness	Color	Material Classification	USCS *	Remarks	PID/FID Reading (ppm): Sample	Sampler BZ	Borehole**	Driller BZ**
				TOC VOC	Gray fine sands with trace shells								
					(partial, whole 1/8" to 1") and possibly								
10		4.5/5.0		5	trace silts. Generally a clean sand.							>15,000	
					- portions are greenish.								
55					54½ grades to shells and								
				TOC VOC	shelly sands, green, trace clays								
					Gray/Green sand w/ silt and shells to								
11		4.0/5.0			shelly sand w/ silt, clay (trace)							>15,000	
				TOC VOC	(fining upward sequence?)								
60													
				TOC VOC	Gray with black/white clean f-m					15,000			
					sands. Infrequent c sands and shell					15,000			62
12		4.5/5.0			fragments					3157			
					- generally a clean "gray" salt &					593			
65					pepper style sand					181			
					- mostly f sands, some areas					21			
				6	of f-m, no distinct layering					24			
13		4.5/5.0								28			
				TOC VOC						21			
70										23			
				TOC VOC						223			
										273			
14		4.5/5.0			- increasing shell content, to					289			
					sand with shells or sand and shells					>15,000			
75				TOC VOC	- frags & whole 1/8 to 1/2"					>15,000			

* When rock coring, enter rock brokeness.

** Include monitor reading in 6 foot intervals @ borehole. Increase reading frequency if elevated reponse read.

Remarks:

Drilling Area Background (ppm):

Converted to Well: Yes No Well I.D. #:

Tetra Tech, Inc.

BORING LOG

PROJECT NAME: _____ BORING No.: DPT0698

PROJECT NUMBER: _____ DATE: _____

DRILLING COMPANY: _____ GEOLOGIST: _____

DRILLING RIG: _____ DRILLER: _____

Sample No. and Type or RQD	Depth (Ft.) or Run No.	Blows / 6" or RQD (%)	Sample Recovery / Sample Length	Lithology Change (Depth/Ft.) or Screened Interval	MATERIAL DESCRIPTION: Soil Density/ Consistency or Rock Hardness	Color	Material Classification	USCS *	Remarks	PID/FID Reading (ppm): Sample	Sampler BZ	Borehole**	Driller BZ**
				TOC VOC	Grayish green fine sand w/ silt								
15		4.0/5.0		7	(holds form but crush easily)							>15,000	
					-at 82, with shell frags ⅛ to ½"								
					-very shelly @ 83.5-85'								
				TOC VOC									

80

* When rock coring, enter rock brokeness.

** Include monitor reading in 6 foot intervals @ borehole. Increase reading frequency if elevated reponse read.

Drilling Area Background (ppm): ____

Remarks: _____

Converted to Well: Yes _____ No _____ Well I.D. #: _____

Tetra Tech, Inc.

BORING LOG

PROJECT NAME: LC34
PROJECT NUMBER:
DRILLING COMPANY: Drill Pro
DRILLING RIG: Geoprobe 8140LS

BORING No.: DPT0650
DATE: 7/15-7/16 2019
GEOLOGIST: Scott, Chuck
DRILLER:

Sample No. and Type or RQD	Depth (Ft.) or Run No.	Blows / 6" or RQD (%)	Sample Recovery / Sample Length	Lithology Change (Depth/Ft.) or Screened Interval	MATERIAL DESCRIPTION: Soil Density/ Consistency or Rock Hardness	Color	Material Classification	USCS *	Remarks 5-10	PID/FID Reading (ppm): Sample	Sampler BZ	Borehole**	Driller BZ**
—					Tan/Brown m-f (mostly) fine clean sands. Some dark brown (~4") patches and minor rusty (oxidized) areas - rare/trace partial shell frags 1/8-1/4" - very loose								
5				1									
1		2.75/5.0		TOC8	Gray shelly f sand and f sand with/and shells. Shells 1/8 to 1/4", mostly <1/4. - very loose					Ø Ø Ø			
10													
2		1.5/5.0								Ø Ø			
15					Light								
3		3.0/5.0		2	Gray clean f sands with ~1/2 to 1" layers/zones of oxidation (few) - trace to no shells (very few on whole section)					0.1 0.2			
20					Light					0.4			
4		3.5/5.0			Gray clean f sands as above					0.2 0.1 0.2 0.3			
25										0.2			

* When rock coring, enter rock brokeness.

** Include monitor reading in 6 foot intervals @ borehole. Increase reading frequency if elevated reponse read.

Remarks:

Drilling Area Background (ppm):

Converted to Well: Yes X No Well I.D. #:

88-93

Tetra Tech, Inc.

BORING LOG

PROJECT NAME: _____ BORING No.: DPT 0650
PROJECT NUMBER: _____ DATE: _____
DRILLING COMPANY: _____ GEOLOGIST: _____
DRILLING RIG: _____ DRILLER: _____

Sample No. and Type or RQD	Depth (Ft.) or Run No.	Blows / 6" or RQD (%)	Sample Recovery / Sample Length	Lithology Change (Depth/Ft.) or Screened Interval	MATERIAL DESCRIPTION: Soil Density/ Consistency or Rock Hardness	Color	Material Classification	USCS *	Remarks	PID/FID Reading (ppm): Sample	Sampler BZ	Borehole**	Driller BZ**
					Darker light gray to gray		fine			0.2			
(5)		3.0/5.0		(2) TOC Voc 28	sands, clean. Some greenish areas					0.3			
					with oxidized areas and free silt					0.1			
					on layer 2' (generally holds form					0.6			
					but easily crushes) — no shells					1.1			
30													
					Gray/light gray f-m (little m)					0.6			
					sand w/ 1/8" crushed shells and trace					0.1			
(6)		3.5/5.0		(3) TOC Voc 33	silts, few shells over 1/2"					0.2			
					— mostly f sands & shells (< 25%)					0.1			
35										0.3			
				TOC Voc 35						0.1			
				TOC Voc 37	Gray/dark gray vf-f sandy silt					0.3			
(7)		4.0/5			with shells, 1/8" to 1" (mostly 1/8-1/4)					0.4			
					— retains form, dries hard					148			
40					— trace clays					122			
					Gray vf-f silty sand & sandy silt					16			
					— generally more silty sands and					37			
(8)		4.0/5		(4) TOC Voc 43	shells than above. 48-48 silty,					11			
					48-~~50~~ silty sands, sand w/ silt at					23			
45					45					48			
					Light gray vf-f sandy silt and clay fa					123			
		4.5/5			~~trace~~ minor clay. Retains form, rolls					217			
(9)					— dries hard					224			
				TOC Voc 48 49	— with shells 1/8" to 1/4					183			
50										246			

* When rock coring, enter rock brokeness.

** Include monitor reading in 6 foot intervals @ borehole. Increase reading frequency if elevated reponse read.

Drilling Area Background (ppm): ____

Remarks: _____

Converted to Well: Yes _____ No _____ Well I.D. #: _____

Tetra Tech, Inc.

BORING LOG

PROJECT NAME: _____ BORING No.: DPT0650
PROJECT NUMBER: _____ DATE: _____
DRILLING COMPANY: _____ GEOLOGIST: _____
DRILLING RIG: _____ DRILLER: _____

Sample No. and Type or RQD	Depth (Ft.) or Run No.	Blows / 6" or RQD (%)	Sample Recovery / Sample Length	Lithology Change (Depth/Ft.) or Screened Interval	MATERIAL DESCRIPTION: Soil Density/ Consistency or Rock Hardness	Color	Material Classification	USCS *	Remarks	PID/FID Reading (ppm): Sample	Sampler BZ	Borehole**	Driller BZ**
				TOC Voc 50	Gray vf-f clean sands		with trace, fw			227			
					shells and trace/mmor silts,					168			
(10)		4.5/5.0			-generally free silts (holds form as					173			
				(5)	dry but easily crumbles					247			
55				TOC Voc 55	-with frequent ⅛-½" shell frags 49-50					396			
					Gray with green f sands with					2178			
					shells to ~¼", ½" and trace silts					4497			
(11)		4.0/5			-very shelly throughout					3689			
				TOC Voc 59						9873			
60				TOC Voc 60	Gray, Black, white generally clean					230			
					f-m sands with infrequent					24			
					shell frags (to ~¼")					12			
(12)		4.0/5.0			-vr silts, clean					237			
				(6)						183			
65										149			
					-as above but @ 66-70 is					26.2			
					vf-f sands with trace ~~trace~~ silts					73.4			
(13)		4.5/5		TOC Voc 67	(dries & holds form, but crushes)					91.6			
				TOC Voc 69						8.9			
70										6.3			
					Green, gray, black wh f-m					0.7			
				TOC Voc 71	clean sands and infrequent ⅛-¼"					0.9			
(14)		2.5/5.0			shells					1.1			
										1.3			
75										3.2			

* When rock coring, enter rock brokeness.

** Include monitor reading in 6 foot intervals @ borehole. Increase reading frequency if elevated reponse read.

Drilling Area Background (ppm): ____

Remarks: _____

Converted to Well: Yes _____ No _____ Well I.D. #: _____

Tetra Tech, Inc.

BORING LOG

PROJECT NAME: _____ BORING No.: DPT0650

PROJECT NUMBER: _____ DATE: _____

DRILLING COMPANY: _____ GEOLOGIST: _____

DRILLING RIG: _____ DRILLER: _____

Sample No. and Type or RQD	Depth (Ft.) or Run No.	Blows / 6" or RQD (%)	Sample Recovery / Sample Length	Lithology Change (Depth/Ft.) or Screened Interval	MATERIAL DESCRIPTION: Soil Density/ Consistency or Rock Hardness	Color	Material Classification	USCS *	Remarks	PID/FID Reading (ppm): Sample	Sampler BZ	Borehole**	Driller BZ**
					Gray, Black, white vf-f clean					147			
(15)		4.5/5.0		TOC 77 VOC TB	sand, ~~[illegible]~~ w/ trace silts					212			
					and trace shells					238			
					Greenish fine sands and silts to					222			
80				(7)	sandy silts - mostly				silty sand				
				TOC VOC 79	w/ shells								
					- possible trace clay (some dried hard areas)								

* When rock coring, enter rock brokeness.

** Include monitor reading in 6 foot intervals @ borehole. Increase reading frequency if elevated reponse read.

Drilling Area Background (ppm): ____

Remarks: _____

Converted to Well: Yes _____ No _____ Well I.D. #: _____

Tetra Tech, Inc.

BORING LOG

PROJECT NAME:
PROJECT NUMBER:
DRILLING COMPANY:
DRILLING RIG:

BORING No.: DPT06~~MW~~56
DATE: 7/16/19
GEOLOGIST: Scott Anderson
DRILLER:

Sample No. and Type or RQD	Depth (Ft.) or Run No.	Blows / 6" or RQD (%)	Sample Recovery / Sample Length	Lithology Change (Depth/Ft.) or Screened Interval	MATERIAL DESCRIPTION: Soil Density/ Consistency or Rock Hardness	Color	Material Classification	USCS *	Remarks	PID/FID Reading (ppm): Sample	Sampler BZ	Borehole**	Driller BZ**
5													
(1)		5/5		(1)	5-7	Tan/orange	m-c sand and shell frags			1.8			
					7-9	l-ght tan/brown	f sand, clean,			2.1			
					@ 8-9	oxidized, shelly (crushed less $\frac{1}{8}$")				5.7			
					and coarse sands					11.2			
10					9-10	Gray/tan	f-m sands minor shells			28			
					10-13	Brown to orange	clean fine			16			
(2)		5/5					sands w/ trace shell frags (<1/8")			8			
					13-15	Gray ~~brown~~ w/ tan (oxidized)	clean			3			
15				TOC 14	f. sands and trace shell frags					0.1			
					↓	↓	↓			23			
					↓	↓	↓			24			
(3)		4.5/5		17	↓	↓	↓			11			
					Gray	f w/m sands	with minor			17			
					shell.	frags to some	shell frags			28			
20					and	trace silt				34			
(4)		4.5/5		(2)	Gray	f sands	with ~~minor~~ trace shell			0.6			
					frags,	less silt	than above,			0.8			
				TOC 23	More	clean sands	w/ shells (trace)			11			
					@ 24,	clean f. sands,	no shells			17			
25										30			

* When rock coring, enter rock brokeness.

** Include monitor reading in 6 foot intervals @ borehole. Increase reading frequency if elevated reponse read.

Drilling Area Background (ppm):

Remarks:

Converted to Well: Yes _____ No _____ Well I.D. #: _____

Tetra Tech, Inc.

BORING LOG

PROJECT NAME:
PROJECT NUMBER:
DRILLING COMPANY:
DRILLING RIG:

BORING No.: DPT0656
DATE:
GEOLOGIST:
DRILLER:

Sample No. and Type or RQD	Depth (Ft.) or Run No.	Blows / 6" or RQD (%)	Sample Recovery / Sample Length	Lithology Change (Depth/Ft.) or Screened Interval	MATERIAL DESCRIPTION: Soil Density/ Consistency or Rock Hardness	Color	Material Classification	USCS *	Remarks	PID/FID Reading (ppm): Sample	Sampler BZ	Borehole**	Driller BZ**
					Gray vf-f clean sands with					40			
				2	possible trace silts to no silts.					47			
5		4.25/5			- infrequent to no shells					56			
				29						67			
30					Gray f sands w/minor shells					82			
					Gray f sands and shell frags					36			
6		4/5			(1/8 to 1/4), some > 1/2					39			
					- increasing to trace/minor silts					42			
				3	and ~4" areas of clayey portions					47			
35				TOC 35 VOC	@ 34.					54			
					Dark gray with green sandy shells					1.4			
7		4/5			to shelly sands with minor silts					0.6			
					and clays. Some areas are loosely					15			
				TOC 39 VOC	moulded. Large shells (whole) >1"					19			
40				40						23			
				41 TOC VOC	Gray f sandy silt to silty sand								
					w trace shell frags and trace clays								
8		5/5			(holds form, molds slightly, dries hard)								>15,000
				4 44 TOC VOC	- more clay content with depth								odors
45													
				TOC VOC 46 47	- less clay than above, silty sand								
9		4/5			to sand with silts								
				TOC VOC 5 49	Gray shelly sands to sandy shells								>15,000
					- 1/8 mostly, to 1/4"								odors
50													

* When rock coring, enter rock brokeness.

** Include monitor reading in 6 foot intervals @ borehole. Increase reading frequency if elevated reponse read.

Remarks:

Drilling Area Background (ppm):

Converted to Well: Yes ____ No ____ Well I.D. #:

Tetra Tech, Inc.

BORING LOG

PROJECT NAME:
PROJECT NUMBER:
DRILLING COMPANY:
DRILLING RIG:

BORING No.: DPT0656
DATE:
GEOLOGIST:
DRILLER:

Sample No. and Type or RQD	Depth (Ft.) or Run No.	Blows / 6" or RQD (%)	Sample Recovery / Sample Length	Lithology Change (Depth/Ft.) or Screened Interval	MATERIAL DESCRIPTION: Soil Density/ Consistency or Rock Hardness	Color	Material Classification	USCS *	Remarks	PID/FID Reading (ppm): Sample	Sampler BZ	Borehole**	Driller BZ**
					50-51/ clean f sands w/silts, few/trace shells					~400			
					51-53/ Green/gray f sandy shells					~500			
10		4.5/5		TOC VOC 53	- shells to 1/8 to 1/2" (some whole)								
					53-55/ shelly sands w/ trace silts.						>15,000		
				5	- shells 1/4 to 1/2, more sands than above								
55													
				TOC VOC 56 57	shelly layer @ 56-56½ (sandy shells)								
11		4.5/5		TOC VOC 59	Black, white, gray clean fine						>15,000 odors		
					sands, no shells, trace silt? (maybe)								
60													
					Black, white, gray clean f. sands					19			
12		5/5			- very loose					21			
					- no shells					23			
										24			
65				6						17			
										10			
				TOC VOC 67						11			
13		4.25/5								14			
										16			
70										19			
					Black, white, gray clean f-m sands					9			
14		2.75/5			- very, very loose					12			
					- no shells					11			
					- very few/infequent shell frags					9			
75					to 1/8" throughout					7			

* When rock coring, enter rock brokeness.

** Include monitor reading in 6 foot intervals @ borehole. Increase reading frequency if elevated reponse read.

Remarks:

Drilling Area Background (ppm):

Converted to Well: Yes ____ No ____ Well I.D. #:

Tetra Tech, Inc.

BORING LOG

PROJECT NAME: _____ BORING No.: DPT 0656

PROJECT NUMBER: _____ DATE: _____

DRILLING COMPANY: _____ GEOLOGIST: _____

DRILLING RIG: _____ DRILLER: _____

Sample No. and Type or RQD	Depth (Ft.) or Run No.	Blows / 6" or RQD (%)	Sample Recovery / Sample Length	Lithology Change (Depth/Ft.) or Screened Interval	MATERIAL DESCRIPTION: Soil Density/ Consistency or Rock Hardness	Color	Material Classification	USCS *	Remarks	PID/FID Reading (ppm): Sample	Sampler BZ	Borehole**	Driller BZ**
15		5/5		TOC to 77	As above, but f sands w/ trace					21			
					Silts					10			
				TOC to 78	Green/Gray silty sands with					14			
					4 to 1/4, 1/2" shell frags					28			
					-soft, some vf sands					39			
80					-some clays at 80 (dry/hard)								

* When rock coring, enter rock brokeness.

** Include monitor reading in 6 foot intervals @ borehole. Increase reading frequency if elevated reponse read.

Drilling Area Background (ppm): ____

Remarks: _____

Converted to Well: Yes _____ No _____ Well I.D. #: _____

Tetra Tech, Inc.

BORING LOG

PROJECT NAME: _____ BORING No.: DPT0645
PROJECT NUMBER: _____ DATE: 7-17-19
DRILLING COMPANY: _____ GEOLOGIST: Scott Anderson
DRILLING RIG: _____ DRILLER: _____

Sample No. and Type or RQD	Depth (Ft.) or Run No.	Blows / 6" or RQD (%)	Sample Recovery / Sample Length	Lithology Change (Depth/Ft.) or Screened Interval	MATERIAL DESCRIPTION: Soil Density/ Consistency or Rock Hardness	Color	Material Classification	USCS *	Remarks	PID/FID Reading (ppm): Sample	Sampler BZ	Borehole**	Driller BZ**
					Tan/white f-m clean sands with some/trace gravel, - dry, loose					4			
1				1 TOC 6	5-7' Tan/Brown m-c sands					13	0		
		5/5			7-8' white f-m clean sands					39			
					8-10' Gray f-m clean sands, few/minor oxidation					212			
	10			10	- No shells					456			
										308			
					Light gray fine sands with crushed shells, most <1/8", some to 1/4"					0			
2		2/5			- trace silts?					0			
	15				- areas of oxidation					0			
					- very loose								
										0			
				2 TOC						3			
3		3/5			@18' more shells, almost shelly sand					33			
	20			VOC 18	and sand and shells.					78			
										21			
					Gray f sands and shells to					7.6			
4		4/5			sands with shells, most shells					4.3			
					>1/8 to 1/4", some to 1/2" generally					2.5			
					larger shells with depth					1.2			
	25			25						1.1			

* When rock coring, enter rock brokeness.

** Include monitor reading in 6 foot intervals @ borehole. Increase reading frequency if elevated reponse read.

Drilling Area Background (ppm): ____

Remarks: _____

Converted to Well: Yes X No _____ Well I.D. #: _____

88-93

Tetra Tech, Inc.

BORING LOG

PROJECT NAME: _____ BORING No.: DPT0645
PROJECT NUMBER: _____ DATE: _____
DRILLING COMPANY: _____ GEOLOGIST: _____
DRILLING RIG: _____ DRILLER: _____

Sample No. and Type or RQD	Depth (Ft.) or Run No.	Blows / 6" or RQD (%)	Sample Recovery / Sample Length	Lithology Change (Depth/Ft.) or Screened Interval	MATERIAL DESCRIPTION: Soil Density/ Consistency or Rock Hardness	Color	Material Classification	USCS *	Remarks	PID/FID Reading (ppm): Sample	Sampler BZ	Borehole**	Driller BZ**
					20-23½		Gray f to vf sands with			79.1			
(5)		4.25/5					trace shells and trace silts.			80.2			
							-generally clean sand w/silt			67			
					23½ → 25,		increasing shells (to ¼")			34			
30							and silts.			27			
							Gray f-m shelly sand and			1.2			
				TOC VOC 33			sandy shells (few layers), shell			27.4			
(6)		3.5/5		(3)			fragments to ~1"			232			
					34-35		Gray silty sand with shells			271			
35							with thin clays (almost form)			226			
							Gray f-m shelly sands with			59			
		4/5					increasing shells in quantity &			77			
(7)							size with depth.			129			
							-whole shells >1" in lower 1½ feet			974			
40							-minor clays with depth			40.6			
							- increasing clay @ 40 - 43			33.4			
				TOC 42 VOC 43			and few shells; transitioning			62.3			
(8)		5/5					to Layer 4...			765			
				TOC 44 VOC			Gray f-vf sandy silt with clays			224			
45							- thin dm, rolls			211			
							- minor white broken shells <¼, ⅛			24.4			
(9)		5/5		(4)			- more clayey w/ depth, thin clays			115			
							@ 44-45'			112			
				TOC 49 VOC	48-50		increasing shell content			324			
50							decreasing clays (mostly silt)			270			

* When rock coring, enter rock brokeness.

** Include monitor reading in 6 foot intervals @ borehole. Increase reading frequency if elevated reponse read.

Drilling Area Background (ppm): ____

Remarks: _____

Converted to Well: Yes _____ No _____ Well I.D. #: _____

Tetra Tech, Inc.

BORING LOG

PROJECT NAME: _____ BORING No.: DPT0645
PROJECT NUMBER: _____ DATE: _____
DRILLING COMPANY: _____ GEOLOGIST: _____
DRILLING RIG: _____ DRILLER: _____

Sample No. and Type or RQD	Depth (Ft.) or Run No.	Blows / 6" or RQD (%)	Sample Recovery / Sample Length	Lithology Change (Depth/Ft.) or Screened Interval	MATERIAL DESCRIPTION: Soil Density/ Consistency or Rock Hardness	Color	Material Classification	USCS *	Remarks	PID/FID Reading (ppm): Sample	Sampler BZ	Borehole**	Driller BZ**
					shelly layer w/ silt, clay @		49½ to 50			129			
(10)		4.5/5		(4) TOC 53 VOC 54	- 50-54 is gray sandy silt with		clays [illegible] with decreasing clays			927			
					with depth, few shells					1107			
										325			
55				TOC VOC 55	Gray/Greenish shelly sand with					243			
				(5) TOC 56 VOC	silt, shells from ¼ to 1"					6.8			
(11)		5.0/5		TOC VOC 57	(some complete). minor clays @					100.7			
					56-57,					309			
				5-6	Salt/pepper & gray f sand with trace					1062			
60					silts and shells					1059			
				TOC 60 VOC	Gray, Black, white (salt/pepper)					464			
				(6)	f-sands with infrequent					16			
(12)		4/5			pebbles shells (¼ to ½")					32			
										26			
65					-generally very clean w/ infrequent					12.8			
				TOC VOC 65	shell frags.					0.6			
										0.1			
(13)		4.5/5								0.8			
										2.4			
70										23.2			
				TOC 73 VOC	AE above but increasing shells in					802			
(14)		5/5		73½	size and quality w/ depth. (to ½")					816			
										1069			
				(7)	Green/Gray sand with silt to sandy					4884			
75				TOC VOC 75	silt and shells					>15,000			

* When rock coring, enter rock brokeness.

** Include monitor reading in 6 foot intervals @ borehole. Increase reading frequency if elevated reponse read.

Drilling Area Background (ppm): ____

Remarks: _____

Converted to Well: Yes ____ No ____ Well I.D. #: _____

Tetra Tech, Inc.

BORING LOG

PROJECT NAME: _____ BORING No.: DPT0645
PROJECT NUMBER: _____ DATE: _____
DRILLING COMPANY: _____ GEOLOGIST: _____
DRILLING RIG: _____ DRILLER: _____

Sample No. and Type or RQD	Depth (Ft.) or Run No.	Blows / 6" or RQD (%)	Sample Recovery / Sample Length	Lithology Change (Depth/Ft.) or Screened Interval	MATERIAL DESCRIPTION: Soil Density/ Consistency or Rock Hardness	Color	Material Classification	USCS *	Remarks	PID/FID Reading (ppm): Sample	Sampler BZ	Borehole**	Driller BZ**
					Green sandy shelly soft. Shelly								
(15)		5/5			to 77. Below 77, less shells								
					and more like sandy silt								>15,000
				TOC	w/ minor shells. Large complete								
80				79	shell @ 79½								

* When rock coring, enter rock brokeness.

** Include monitor reading in 6 foot intervals @ borehole. Increase reading frequency if elevated reponse read.

Drilling Area Background (ppm): ____

Remarks: _____

Converted to Well: Yes _____ No _____ Well I.D. #: _____

Tetra Tech, Inc.

BORING LOG

PROJECT NAME:
PROJECT NUMBER:
DRILLING COMPANY:
DRILLING RIG:

BORING No.: DPT0679
DATE: 7-17-19
GEOLOGIST:
DRILLER:

Sample No. and Type or RQD	Depth (Ft.) or Run No.	Blows / 6" or RQD (%)	Sample Recovery / Sample Length	Lithology Change (Depth/Ft.) or Screened Interval	MATERIAL DESCRIPTION: Soil Density/ Consistency or Rock Hardness	Color	Material Classification	USCS *	Remarks	PID/FID Reading (ppm): Sample	Sampler BZ	Borehole**	Driller BZ**
					Tan/white f sands, loose								
					dry with rare/infrequent								
	–			TOC 5	gravel.								
5				1									
					5-8/ Tan/Brown/white f-m sands					0.1			
1353	1	5/5			– clean, loose					0.6			
					8-9.5/ white clean f sands					0.4			
				9.5						Ø			
10					Gray f-m sands with crushed					Ø			
					shells, possible trace silt or					Ø			
					vf sands					Ø			
	2	3.5/5			– shells 1/8 to 1/4, crushed					Ø			
					consistent shells to ~17'					2.2			
15													
				2						0.8			
1406					17-19½ – Gray f-m sands with					2.2			
	3	4/5		TOC 16	minor/trace crushed shells.					0.8			
					19½ → 22 / more frequent crushed					3.6			
20													
					shells, whole shell ~1½" @ 22					5.7			
				22						4.4			
	4	4.5/5			Gray vf-f sand with trace					6.7			
					silt? and infrequent shells					48.8			
25				3						53.1			

* When rock coring, enter rock brokeness.

** Include monitor reading in 6 foot intervals @ borehole. Increase reading frequency if elevated reponse read.

Remarks:

Drilling Area Background (ppm):

Converted to Well: Yes ____ No ____ Well I.D. #:

Tetra Tech, Inc.

BORING LOG

PROJECT NAME: _____ BORING No.: DPT0679
PROJECT NUMBER: _____ DATE: _____
DRILLING COMPANY: _____ GEOLOGIST: _____
DRILLING RIG: _____ DRILLER: _____

Sample No. and Type or RQD	Depth (Ft.) or Run No.	Blows / 6" or RQD (%)	Sample Recovery / Sample Length	Lithology Change (Depth/Ft.) or Screened Interval	MATERIAL DESCRIPTION: Soil Density/ Consistency or Rock Hardness	Color	Material Classification	USCS *	Remarks	PID/FID Reading (ppm): Sample	Sampler BZ	Borehole**	Driller BZ**
					Gray, vf-f sands with trace silts and infrequent crushed shell - very sparse - oxidation evident					22.6			
1414	5	4/5								44.7			
										32.9			
										9.8			
30										0			
					@30, as above with 1/8 to 1/4" shells					1.9			
					31-33½, generally clean as					12.3			
	6	4/5		3	28-30', few shells					17.0			
				TOC 34	33½-34', shelly sands,					76.7			
35										35.8			
					M-f gray sand with shells to					1.0			
1422	7	4/5			shelly sands with infrequent/minor					1.9			
					silt (clay?) - mostly trace silt.					2.3			
					- increasing shells and silt with					19.2			
40					depth					21.6			
				TOC 41	- whole large shell @ 39					0.6			
				42	- no clay, less silt @ 40-41					3.9			
	8	5/5		TOC 43	Gray f sandy silt w minor clay					3.6			
					and crushed shells.					6.1			
45					- increasing clay content w/depth					0.4			
					to sandy clayey silt w/shells					2.8			
	9	4/5		4	- more frequent shells @ 45-46					0.6			
				TOC 48	* decreasing clay @ 46-50,					8.9			
					sandy silt and less shells					11.9			
50					- nearly free shells					4.4			

* When rock coring, enter rock brokeness.

** Include monitor reading in 6 foot intervals @ borehole. Increase reading frequency if elevated reponse read.

Drilling Area Background (ppm): ____

Remarks: _____

Converted to Well: Yes _____ No _____ Well I.D. #: _____

Tetra Tech, Inc.

BORING LOG

PROJECT NAME: _____ BORING No.: DPT0679
PROJECT NUMBER: _____ DATE: _____
DRILLING COMPANY: _____ GEOLOGIST: _____
DRILLING RIG: _____ DRILLER: _____

Sample No. and Type or RQD	Depth (Ft.) or Run No.	Blows / 6" or RQD (%)	Sample Recovery / Sample Length	Lithology Change (Depth/Ft.) or Screened Interval	MATERIAL DESCRIPTION: Soil Density/ Consistency or Rock Hardness	Color	Material Classification	USCS *	Remarks	PID/FID Reading (ppm): Sample	Sampler BZ	Borehole**	Driller BZ**
					Sandy silt to silty sand with few/trace shells, little to no clay					0.1			
10		5/5		TOC 52 53						0.1			
										0.1			
				TOC 54	Gray/green f-m shelly sand to sand with shells					1.9			
55										0.8			
					-larger whole shells at 53-54,					0.2			
				5	grades to finer shell frags 55↓					1.6			
11		4.5/5		TOC 57	(⅛ to ¼")					0.8			
1451				VOC TOC 59	Grading with f sand and shells					1.9			
60				60						0.2			
				TOC 61 VOC	Gray, Black, white (salt/pepper)					0.2			
					f-m sands with rare/infrequent					1.7			
12		5/5			crushed shells, no silt					2.3			
					- generally clean sands					3.2			
65										1.6			
										0.2			
				6						0.4			
13		4.5/5		TOC 67 VOC						6.6			
1506										18.9			
70					trace silts? @ 68-69					11.2			
					f sands as above but w/					0.2			
				VOC	crushed shells, ⅛ to ½" in creasing					0.8			
14		5/5		TOC 73	in quantity and size w/ depth					1.2			
				74						3.1			
75										14.5			

* When rock coring, enter rock brokeness.

** Include monitor reading in 6 foot intervals @ borehole. Increase reading frequency if elevated reponse read.

Drilling Area Background (ppm): ____

Remarks: _____

Converted to Well: Yes _____ No _____ Well I.D. #: _____

Tetra Tech, Inc.

BORING LOG

PROJECT NAME: _____ BORING No.: DPT0679

PROJECT NUMBER: _____ DATE: _____

DRILLING COMPANY: _____ GEOLOGIST: _____

DRILLING RIG: _____ DRILLER: _____

Sample No. and Type or RQD	Depth (Ft.) or Run No.	Blows / 6" or RQD (%)	Sample Recovery / Sample Length	Lithology Change (Depth/Ft.) or Screened Interval	MATERIAL DESCRIPTION: Soil Density/ Consistency or Rock Hardness	Color	Material Classification	USCS *	Remarks	PID/FID Reading (ppm): Sample	Sampler BZ	Borehole**	Driller BZ**
				TOC Voc 75	Light green Sand with Silt grading					3.1			
1522	15	5/5			to Sandy Silt with shells					33.5			
					- with bit Sands, dried Portions					43.7			
					crush to powder (Silts)					4.5			
80				TOC Voc 80	shelly @ 76-77, 78-79					28.1			

* When rock coring, enter rock brokeness.

** Include monitor reading in 6 foot intervals @ borehole. Increase reading frequency if elevated reponse read.

Drilling Area Background (ppm): ____

Remarks: _____

Converted to Well: Yes _____ No _____ Well I.D. #: _____

Tetra Tech, Inc.

SOIL & SEDIMENT SAMPLE LOG SHEET

Project Site Name: Launch Complex 34 (LC34)
Project No.: 112G08069

Sample ID No.: LC34-SB0589-015.0-20190715
Sample Location: DPT0648
Sampled By: C. Sorden, S. Anderson
C.O.C. No.:

[] Surface Soil
[X] Subsurface Soil
[] Sediment
[] Other:
[] QA Sample Type:

Type of Sample:
[X] Low Concentration
[] High Concentration

GRAB SAMPLE DATA:

Date: 7/15/2019	Depth Interval	Color	Description (Sand, Silt, Clay, Moisture, etc.)
Time: 1545	14-15	Gray	SAND- Fine -/ some Coarse Sand
Method: Grab			
Monitor Reading (ppm): 22			

COMPOSITE SAMPLE DATA:

Date:	Time	Depth Interval	Color	Description (Sand, Silt, Clay, Moisture, etc.)
Method:				
Monitor Readings				
(Range in ppm):				

SAMPLE COLLECTION INFORMATION:

Analysis	Container Requirements	Collected	Other
TOC (Walkey Black Method)	One 4-oz Jar	X	

OBSERVATIONS / NOTES:

MAP:
See Figure

Circle if Applicable:

MS/MSD	Duplicate ID No.:

Signature(s):

Tetra Tech, Inc.

SOIL & SEDIMENT SAMPLE LOG SHEET

Project Site Name: Launch Complex 34 (LC34)
Project No.: 112G08069

[] Surface Soil
[X] Subsurface Soil
[] Sediment
[] Other:
[] QA Sample Type:

Sample ID No.: LC34-SB0589-028.0-20190715
Sample Location: DPT0648
Sampled By: C. Sorden, S. Anderson
C.O.C. No.:

Type of Sample:
[X] Low Concentration
[] High Concentration

GRAB SAMPLE DATA:

Date: 7/15/2019	Depth Interval	Color	Description (Sand, Silt, Clay, Moisture, etc.)
Time: 1600	27-28	Gy	SAND- Fine; trace silt
Method: Grab			
Monitor Reading (ppm): 16			

COMPOSITE SAMPLE DATA:

Date:	Time	Depth Interval	Color	Description (Sand, Silt, Clay, Moisture, etc.)
Method:				
Monitor Readings				
(Range in ppm):				

SAMPLE COLLECTION INFORMATION:

Analysis	Container Requirements	Collected	Other
V8260STD/%SOL	Three 40-mL vials + one 2-oz jar	X	
TOC (Walkey Black Method)	One 4-oz Jar	X	

OBSERVATIONS / NOTES:

MAP:
See Figure

Circle if Applicable:

MS/MSD	Duplicate ID No.:

Signature(s):

Tetra Tech, Inc.

SOIL & SEDIMENT SAMPLE LOG SHEET

Project Site Name: Launch Complex 34 (LC34)
Project No.: 112G08069

[] Surface Soil
[X] Subsurface Soil
[] Sediment
[] Other:
[] QA Sample Type:

Sample ID No.: LC34-SB0589-0380-20190715
Sample Location: DPT0648
Sampled By: C. Sorden, S. Anderson
C.O.C. No.:

Type of Sample:
[X] Low Concentration
[] High Concentration

GRAB SAMPLE DATA:

Date: 7/15/2019	Depth Interval	Color	Description (Sand, Silt, Clay, Moisture, etc.)
Time: 1610	37-38	Dark Gry	Med-Fine SAND w/ SHELL
Method: Grab			
Monitor Reading (ppm): 71500			

COMPOSITE SAMPLE DATA:

Date:	Time	Depth Interval	Color	Description (Sand, Silt, Clay, Moisture, etc.)
Method:				
Monitor Readings				
(Range in ppm):				

SAMPLE COLLECTION INFORMATION:

Analysis	Container Requirements	Collected	Other
V8260STD/%SOL	Three 40-mL vials + one 2-oz jar	X	
TOC (Walkey Black Method)	One 4-oz Jar	X	

OBSERVATIONS / NOTES:

MAP:
See Figure

Circle if Applicable:

MS/MSD	Duplicate ID No.:

Signature(s):

Tetra Tech, Inc.

SOIL & SEDIMENT SAMPLE LOG SHEET

Project Site Name: Launch Complex 34 (LC34)
Project No.: 112G08069

[] Surface Soil
[X] Subsurface Soil
[] Sediment
[] Other:
[] QA Sample Type:

Sample ID No.: LC34-SB0589-045.0 -20190715
Sample Location: DPT0648
Sampled By: C. Sorden, S. Anderson
C.O.C. No.:

Type of Sample:
[X] Low Concentration
[] High Concentration

GRAB SAMPLE DATA:

Date: 7/15/2019	Depth Interval	Color	Description (Sand, Silt, Clay, Moisture, etc.)
Time: 1620	44-45	Grey	SAND. FINE; LITTLE SILT; TRACE SILT
Method: Grab			
Monitor Reading (ppm): >15000			

COMPOSITE SAMPLE DATA:

Date:	Time	Depth Interval	Color	Description (Sand, Silt, Clay, Moisture, etc.)
Method:				
Monitor Readings				
(Range in ppm):				

SAMPLE COLLECTION INFORMATION:

Analysis	Container Requirements	Collected	Other
V8260STD/%SOL	Three 40-mL vials + one 2-oz jar	X	
TOC (Walkey Black Method)	One 4-oz Jar	X	

OBSERVATIONS / NOTES:

MAP:
See Figure

Circle if Applicable:

MS/MSD	Duplicate ID No.:

Signature(s):

Tetra Tech, Inc.

SOIL & SEDIMENT SAMPLE LOG SHEET

Project Site Name: Launch Complex 34 (LC34)
Project No.: 112G08069

[] Surface Soil
[X] Subsurface Soil
[] Sediment
[] Other:
[] QA Sample Type:

Sample ID No.: LC34-SB0589-046.6 -20190715
Sample Location: DPT0648
Sampled By: C. Sorden, S. Anderson
C.O.C. No.:

Type of Sample:
[X] Low Concentration
[] High Concentration

GRAB SAMPLE DATA:

Date: 7/15/2019	Depth Interval	Color	Description (Sand, Silt, Clay, Moisture, etc.)
Time: 1630	45-46	Grey	SAND-FINE and Silt; Little Clay; trace Little shell
Method: Grab			
Monitor Reading (ppm) 715000			

COMPOSITE SAMPLE DATA:

Date:	Time	Depth Interval	Color	Description (Sand, Silt, Clay, Moisture, etc.)
Method:				
Monitor Readings				
(Range in ppm):				

SAMPLE COLLECTION INFORMATION:

Analysis	Container Requirements	Collected	Other
V8260STD/%SOL	Three 40-mL vials + one 2-oz jar	X	
TOC (Walkey Black Method)	One 4-oz Jar	X	

OBSERVATIONS / NOTES:

MAP:
See Figure

Circle if Applicable:

MS/MSD	Duplicate ID No.:

Signature(s):

Tetra Tech, Inc.

SOIL & SEDIMENT SAMPLE LOG SHEET

Project Site Name: Launch Complex 34 (LC34)
Project No.: 112G08069

[] Surface Soil
[X] Subsurface Soil
[] Sediment
[] Other:
[] QA Sample Type:

Sample ID No.: LC34-SB0589-048.0 -20190715
Sample Location: DPT0648
Sampled By: C. Sorden, S. Anderson
C.O.C. No.:

Type of Sample:
[X] Low Concentration
[] High Concentration

GRAB SAMPLE DATA:

	Depth Interval	Color	Description (Sand, Silt, Clay, Moisture, etc.)
Date: 7/15/2019	47-48	Gry	~~Gry~~ SILT; Some Sand - Fine; L - Some clay trace to Little shell
Time: 1640			
Method: Grab			
Monitor Reading (ppm) 71800			

COMPOSITE SAMPLE DATA:

Date:	Time	Depth Interval	Color	Description (Sand, Silt, Clay, Moisture, etc.)
Method:				
Monitor Readings (Range in ppm):				

SAMPLE COLLECTION INFORMATION:

Analysis	Container Requirements	Collected	Other
V8260STD/%SOL	Three 40-mL vials + one 2-oz jar	X	
TOC (Walkey Black Method)	One 4-oz Jar	X	

OBSERVATIONS / NOTES:

MAP:
See Figure

Circle if Applicable:

MS/MSD	Duplicate ID No.:

Signature(s):

Tetra Tech, Inc.

SOIL & SEDIMENT SAMPLE LOG SHEET

Project Site Name: Launch Complex 34 (LC34)
Project No.: 112G08069

[] Surface Soil
[X] Subsurface Soil

[] Sediment
[] Other:
[] QA Sample Type:

Sample ID No.: LC34-SB0589-050.0 -20190715
Sample Location: DPT0648
Sampled By: C. Sorden, S. Anderson
C.O.C. No.:

Type of Sample:
[X] Low Concentration
[] High Concentration

GRAB SAMPLE DATA:

Date: 7/15/2019	Depth Interval	Color	Description (Sand, Silt, Clay, Moisture, etc.)
Time: 1650	49-50	Gry	SAND-Fine; some silt; little clay; moist to wet
Method: Grab			
Monitor Reading (ppm):			

COMPOSITE SAMPLE DATA:

Date:	Time	Depth Interval	Color	Description (Sand, Silt, Clay, Moisture, etc.)
Method:				
Monitor Readings				
(Range in ppm):				

SAMPLE COLLECTION INFORMATION:

Analysis	Container Requirements	Collected	Other
V8260STD/%SOL	Three 40-mL vials + one 2-oz jar	X	
TOC (Walkey Black Method)	One 4-oz Jar	X	

OBSERVATIONS / NOTES:

MAP:
See Figure

Circle if Applicable:

MS/MSD	Duplicate ID No.:

Signature(s):

Tetra Tech, Inc.

SOIL & SEDIMENT SAMPLE LOG SHEET

Project Site Name: Launch Complex 34 (LC34)
Project No.: 112G08069

[] Surface Soil
[X] Subsurface Soil
[] Sediment
[] Other:
[] QA Sample Type:

Sample ID No.: LC34-SB0589-0S1.0 -20190715
Sample Location: DPT0648
Sampled By: C. Sorden, S. Anderson
C.O.C. No.:

Type of Sample:
[X] Low Concentration
[] High Concentration

GRAB SAMPLE DATA:

Date: 7/15/2019	Depth Interval	Color	Description (Sand, Silt, Clay, Moisture, etc.)
Time: 1700	S0-S1	Grey	SAND-Fine; trace shell/silt
Method: Grab			
Monitor Reading (ppm): 71500			

COMPOSITE SAMPLE DATA:

Date:	Time	Depth Interval	Color	Description (Sand, Silt, Clay, Moisture, etc.)
Method:				
Monitor Readings				
(Range in ppm):				

SAMPLE COLLECTION INFORMATION:

Analysis	Container Requirements	Collected	Other
V8260STD/%SOL	Three 40-mL vials + one 2-oz jar	X	
TOC (Walkey Black Method)	One 4-oz Jar	X	

OBSERVATIONS / NOTES:

MAP:
See Figure

Circle if Applicable:

MS/MSD	Duplicate ID No.:

Signature(s):

Tetra Tech, Inc.

SOIL & SEDIMENT SAMPLE LOG SHEET

Project Site Name: Launch Complex 34 (LC34)
Project No.: 112G08069

[] Surface Soil
[X] Subsurface Soil
[] Sediment
[] Other:
[] QA Sample Type:

Sample ID No.: LC34-SB0589-056.0 -20190715
Sample Location: DPT0648
Sampled By: C. Sorden, S. Anderson
C.O.C. No.:

Type of Sample:
[X] Low Concentration
[] High Concentration

GRAB SAMPLE DATA:

	Depth Interval	Color	Description (Sand, Silt, Clay, Moisture, etc.)
Date: 7/15/2019 Time: 1710 Method: Grab Monitor Reading (ppm) >15000	SS-SC	Gray/ Green	SMA-F-VF; L tr to some shell; trace cly

COMPOSITE SAMPLE DATA:

Date:	Time	Depth Interval	Color	Description (Sand, Silt, Clay, Moisture, etc.)
Method:				
Monitor Readings (Range in ppm):				

SAMPLE COLLECTION INFORMATION:

Analysis	Container Requirements	Collected	Other
V8260STD/%SOL	Three 40-mL vials + one 2-oz jar	X	
TOC (Walkey Black Method)	One 4-oz Jar	X	

OBSERVATIONS / NOTES:

MAP:
See Figure

Circle if Applicable:

MS/MSD	Duplicate ID No.:

Signature(s):

Tetra Tech, Inc.

SOIL & SEDIMENT SAMPLE LOG SHEET

Project Site Name: Launch Complex 34 (LC34)
Project No.: 112G08069

[] Surface Soil
[X] Subsurface Soil
[] Sediment
[] Other:
[] QA Sample Type:

Sample ID No.: LC34-SB0589-060.0 -20190715
Sample Location: DPT0648
Sampled By: C. Sorden, S. Anderson
C.O.C. No.:

Type of Sample:
[X] Low Concentration
[] High Concentration

GRAB SAMPLE DATA:

	Depth Interval	Color	Description (Sand, Silt, Clay, Moisture, etc.)
Date: 7/15/2019 Time: 1720 Method: Grab Monitor Reading (ppm) 715000	59 - 60	Gy/ Green	SAND-F.VF; C-Some Shell

COMPOSITE SAMPLE DATA:

Date:	Time	Depth Interval	Color	Description (Sand, Silt, Clay, Moisture, etc.)
Method:				
Monitor Readings (Range in ppm):				

SAMPLE COLLECTION INFORMATION:

Analysis	Container Requirements	Collected	Other
V8260STD/%SOL	Three 40-mL vials + one 2-oz jar	X	
TOC (Walkey Black Method)	One 4-oz Jar	X	

OBSERVATIONS / NOTES:

MAP:
See Figure

Circle if Applicable:

MS/MSD	Duplicate ID No.:

Signature(s):

Tetra Tech, Inc.

SOIL & SEDIMENT SAMPLE LOG SHEET

Project Site Name: Launch Complex 34 (LC34)
Project No.: 112G08069

[] Surface Soil
[X] Subsurface Soil
[] Sediment
[] Other:
[] QA Sample Type:

Sample ID No.: LC34-SB0589-061.0 -20190715
Sample Location: DPT0648
Sampled By: C. Sorden, S. Anderson
C.O.C. No.:

Type of Sample:
[X] Low Concentration
[] High Concentration

GRAB SAMPLE DATA:

Date: 7/15/2019	Depth Interval	Color	Description (Sand, Silt, Clay, Moisture, etc.)
Time: 1730	60-61	Grey/ Black/ White	SAND - Course to Fine; Black/ Loosely Firm
Method: Grab			
Monitor Reading (ppm):			

COMPOSITE SAMPLE DATA:

Date:	Time	Depth Interval	Color	Description (Sand, Silt, Clay, Moisture, etc.)
Method:				
Monitor Readings				
(Range in ppm):				

SAMPLE COLLECTION INFORMATION:

Analysis	Container Requirements	Collected	Other
V8260STD/%SOL	Three 40-mL vials + one 2-oz jar	X	
TOC (Walkey Black Method)	One 4-oz Jar	X	

OBSERVATIONS / NOTES:

MAP:
See Figure

Circle if Applicable:

MS/MSD	Duplicate ID No.:

Signature(s):

Tetra Tech, Inc.

SOIL & SEDIMENT SAMPLE LOG SHEET

Project Site Name: Launch Complex 34 (LC34)
Project No.: 112G08069

[] Surface Soil
[X] Subsurface Soil
[] Sediment
[] Other:
[] QA Sample Type:

Sample ID No.: LC34-SB0589-068.0-20190715
Sample Location: DPT0648
Sampled By: C. Sorden, S. Anderson
C.O.C. No.:

Type of Sample:
[X] Low Concentration
[] High Concentration

GRAB SAMPLE DATA:

Date: 7/15/2019	Depth Interval	Color	Description (Sand, Silt, Clay, Moisture, etc.)
Time: 1740	67-68	Gy	SAND - FINE
Method: Grab			
Monitor Reading (ppm): 28			

COMPOSITE SAMPLE DATA:

Date:	Time	Depth Interval	Color	Description (Sand, Silt, Clay, Moisture, etc.)
Method:				
Monitor Readings				
(Range in ppm):				

SAMPLE COLLECTION INFORMATION:

Analysis	Container Requirements	Collected	Other
V8260STD/%SOL	Three 40-mL vials + one 2-oz jar	X	
TOC (Walkey Black Method)	One 4-oz Jar	X	

OBSERVATIONS / NOTES:

MAP:
See Figure

Circle if Applicable:

MS/MSD	Duplicate ID No.:

Signature(s):

Tetra Tech, Inc.

SOIL & SEDIMENT SAMPLE LOG SHEET

Project Site Name: Launch Complex 34 (LC34)
Project No.: 112G08069

[] Surface Soil
[X] Subsurface Soil
[] Sediment
[] Other:
[] QA Sample Type:

Sample ID No.: LC34-SB0589-073.0 -20190715
Sample Location: DPT0648
Sampled By: C. Sorden, S. Anderson
C.O.C. No.:

Type of Sample:
[X] Low Concentration
[] High Concentration

GRAB SAMPLE DATA:

Date: 7/15/2019	Depth Interval	Color	Description (Sand, Silt, Clay, Moisture, etc.)
Time: 1750	72-73	Gy	SAND-Fine to v. Fine calc shell
Method: Grab			
Monitor Reading (ppm): 289			

COMPOSITE SAMPLE DATA:

Date:	Time	Depth Interval	Color	Description (Sand, Silt, Clay, Moisture, etc.)
Method:				
Monitor Readings				
(Range in ppm):				

SAMPLE COLLECTION INFORMATION:

Analysis	Container Requirements	Collected	Other
V8260STD/%SOL	Three 40-mL vials + one 2-oz jar	X	
TOC (Walkey Black Method)	One 4-oz Jar	X	

OBSERVATIONS / NOTES:

MAP:
See Figure

Circle if Applicable:

MS/MSD	Duplicate ID No.:

Signature(s):

Tetra Tech, Inc.

SOIL & SEDIMENT SAMPLE LOG SHEET

Project Site Name: Launch Complex 34 (LC34)
Project No.: 112G08069

[] Surface Soil
[X] Subsurface Soil
[] Sediment
[] Other:
[] QA Sample Type:

Sample ID No.: LC34-SB0589-0880-20190715
Sample Location: DPT0648
Sampled By: C. Sorden, S. Anderson
C.O.C. No.:

Type of Sample:
[X] Low Concentration
[] High Concentration

GRAB SAMPLE DATA:

Date: 7/15/2019	Depth Interval	Color	Description (Sand, Silt, Clay, Moisture, etc.)
Time: 1810	79-80	Gy	Shelly Silty Fine Sand
Method: Grab			
Monitor Reading (ppm) 71500			

COMPOSITE SAMPLE DATA:

Date:	Time	Depth Interval	Color	Description (Sand, Silt, Clay, Moisture, etc.)
Method:				
Monitor Readings				
(Range in ppm):				

SAMPLE COLLECTION INFORMATION:

Analysis	Container Requirements	Collected	Other
V8260STD/%SOL	Three 40-mL vials + one 2-oz jar	X	
TOC (Walkey Black Method)	One 4-oz Jar	X	

OBSERVATIONS / NOTES:

MAP:
See Figure

Circle if Applicable:

MS/MSD	Duplicate ID No.:

Signature(s):

Tetra Tech, Inc.

SOIL & SEDIMENT SAMPLE LOG SHEET

Project Site Name: Launch Complex 34 (LC34)
Project No.: 112G08069

[] Surface Soil
[X] Subsurface Soil
[] Sediment
[] Other:
[] QA Sample Type:

Sample ID No.: LC34-SB0589-075-O -20190715
Sample Location: DPT0648
Sampled By: C. Sorden, S. Anderson
C.O.C. No.:

Type of Sample:
[X] Low Concentration
[] High Concentration

GRAB SAMPLE DATA:

Date: 7/15/2019	Depth Interval	Color	Description (Sand, Silt, Clay, Moisture, etc.)
Time: 1755	74-75	Gy	Fine Sand w/ Shells
Method: Grab			
Monitor Reading (ppm): 71500			

COMPOSITE SAMPLE DATA:

Date:	Time	Depth Interval	Color	Description (Sand, Silt, Clay, Moisture, etc.)
Method:				
Monitor Readings				
(Range in ppm):				

SAMPLE COLLECTION INFORMATION:

Analysis	Container Requirements	Collected	Other
V8260STD/%SOL	Three 40-mL vials + one 2-oz jar	X	
TOC (Walkey Black Method)	One 4-oz Jar	X	

OBSERVATIONS / NOTES:

MAP:
See Figure

Circle if Applicable:

MS/MSD	Duplicate ID No.:

Signature(s):

Tetra Tech, Inc.

SOIL & SEDIMENT SAMPLE LOG SHEET

Project Site Name: Launch Complex 34 (LC34)
Project No.: 112G08069

[] Surface Soil
[X] Subsurface Soil
[] Sediment
[] Other:
[] QA Sample Type:

Sample ID No.: LC34-SB0589-076.0 -20190715
Sample Location: DPT0648
Sampled By: C. Sorden, S. Anderson
C.O.C. No.:

Type of Sample:
[X] Low Concentration
[] High Concentration

GRAB SAMPLE DATA:

Date: 7/15/2019	Depth Interval	Color	Description (Sand, Silt, Clay, Moisture, etc.)
Time: 1800	75-76	Gray	Fine Sand/ Shell/ Silt
Method: Grab			
Monitor Reading (ppm) >1500			

COMPOSITE SAMPLE DATA:

Date:	Time	Depth Interval	Color	Description (Sand, Silt, Clay, Moisture, etc.)
Method:				
Monitor Readings				
(Range in ppm):				

SAMPLE COLLECTION INFORMATION:

Analysis	Container Requirements	Collected	Other
V8260STD/%SOL	Three 40-mL vials + one 2-oz jar	X	
TOC (Walkey Black Method)	One 4-oz Jar	X	

OBSERVATIONS / NOTES:

MAP:
See Figure

Circle if Applicable:

MS/MSD	Duplicate ID No.:

Signature(s):

Tetra Tech, Inc.

SOIL & SEDIMENT SAMPLE LOG SHEET

Project Site Name: Launch Complex 34 (LC34)
Project No.: 112G08069

[] Surface Soil
[X] Subsurface Soil
[] Sediment
[] Other:
[] QA Sample Type:

Sample ID No.: LC34-SB0590-028.0-20190716
Sample Location: DPT0650
Sampled By: C. Sorden, S. Anderson, M. Bennett
C.O.C. No.:

Type of Sample:
[X] Low Concentration
[] High Concentration

GRAB SAMPLE DATA:

Date: 7/16/2019	Depth Interval	Color	Description (Sand, Silt, Clay, Moisture, etc.)
Time: 1110	27-28	Gry	Fine Sand
Method: Grab			
Monitor Reading (ppm): 0.1			

COMPOSITE SAMPLE DATA:

Date:	Time	Depth Interval	Color	Description (Sand, Silt, Clay, Moisture, etc.)
Method:				
Monitor Readings				
(Range in ppm):				

SAMPLE COLLECTION INFORMATION:

Analysis	Container Requirements	Collected	Other
V8260STD/%SOL	Three 40-mL vials + one 2-oz jar	X	
TOC (Walkey Black Method)	One 4-oz Jar	X	

OBSERVATIONS / NOTES:

MAP:
See Figure

Circle if Applicable:

MS/MSD	Duplicate ID No.:

Signature(s):

Tetra Tech, Inc.

SOIL & SEDIMENT SAMPLE LOG SHEET

Project Site Name: Launch Complex 34 (LC34)
Project No.: 112G08069

[] Surface Soil
[X] Subsurface Soil
[] Sediment
[] Other:
[] QA Sample Type:

Sample ID No.: LC34-SB0590-033.0 -20190716
Sample Location: DPT0650
Sampled By: C. Sorden, S. Anderson, M. Bennett
C.O.C. No.:

Type of Sample:
[X] Low Concentration
[] High Concentration

GRAB SAMPLE DATA:

Date: 7/16/2019	Depth Interval	Color	Description (Sand, Silt, Clay, Moisture, etc.)
Time: 1120	32-33	Gry-Lt. Gry	SAND - M-F µ/ crushed shell; trace silt
Method: Grab			
Monitor Reading (ppm): 0.2			

COMPOSITE SAMPLE DATA:

Date:	Time	Depth Interval	Color	Description (Sand, Silt, Clay, Moisture, etc.)
Method:				
Monitor Readings				
(Range in ppm):				

SAMPLE COLLECTION INFORMATION:

Analysis	Container Requirements	Collected	Other
V8260STD/%SOL	Three 40-mL vials + one 2-oz jar	X	
TOC (Walkey Black Method)	One 4-oz Jar	X	

OBSERVATIONS / NOTES:

MAP:
See Figure

Circle if Applicable:

MS/MSD	Duplicate ID No.:

Signature(s):

Tetra Tech, Inc.

SOIL & SEDIMENT SAMPLE LOG SHEET

Project Site Name: Launch Complex 34 (LC34)
Project No.: 112G08069

[] Surface Soil
[X] Subsurface Soil
[] Sediment
[] Other:
[] QA Sample Type:

Sample ID No.: LC34-SB0590-035.0 -20190716
Sample Location: DPT0650
Sampled By: C. Sorden, S. Anderson, M. Bennett
C.O.C. No.:

Type of Sample:
[X] Low Concentration
[] High Concentration

GRAB SAMPLE DATA:

Date: 7/16/2019	Depth Interval	Color	Description (Sand, Silt, Clay, Moisture, etc.)
Time: 1130	34-35	Gry	Fine Sand w/ Shell
Method: Grab			
Monitor Reading (ppm): 0.1			

COMPOSITE SAMPLE DATA:

Date:	Time	Depth Interval	Color	Description (Sand, Silt, Clay, Moisture, etc.)
Method:				
Monitor Readings				
(Range in ppm):				

SAMPLE COLLECTION INFORMATION:

Analysis	Container Requirements	Collected	Other
V8260STD/%SOL	Three 40-mL vials + one 2-oz jar	X	
TOC (Walkey Black Method)	One 4-oz Jar	X	

OBSERVATIONS / NOTES:

MAP:
See Figure

Circle if Applicable:

MS/MSD	Duplicate ID No.:

Signature(s):

Tetra Tech, Inc.

SOIL & SEDIMENT SAMPLE LOG SHEET

Project Site Name: Launch Complex 34 (LC34)
Project No.: 112G08069

[] Surface Soil
[X] Subsurface Soil
[] Sediment
[] Other:
[] QA Sample Type:

Sample ID No.: LC34-SB0590-037.0 -20190716
Sample Location: DPT0650
Sampled By: C. Sorden, S. Anderson, M. Bennett
C.O.C. No.:

Type of Sample:
[X] Low Concentration
[] High Concentration

GRAB SAMPLE DATA:

Date: 7/16/2019	Depth Interval	Color	Description (Sand, Silt, Clay, Moisture, etc.)
Time: 1140	36-37	Gry-Dk Gry	Shell w/ VF Sand/silt
Method: Grab			
Monitor Reading (ppm): 0.4			

COMPOSITE SAMPLE DATA:

Date:	Time	Depth Interval	Color	Description (Sand, Silt, Clay, Moisture, etc.)
Method:				
Monitor Readings				
(Range in ppm):				

SAMPLE COLLECTION INFORMATION:

Analysis	Container Requirements	Collected	Other
V8260STD/%SOL	Three 40-mL vials + one 2-oz jar	X	
TOC (Walkey Black Method)	One 4-oz Jar	X	

OBSERVATIONS / NOTES:

MAP:
See Figure

Circle if Applicable:

MS/MSD	Duplicate ID No.:

Signature(s):

Tetra Tech, Inc.

SOIL & SEDIMENT SAMPLE LOG SHEET

Project Site Name: Launch Complex 34 (LC34)
Project No.: 112G08069

[] Surface Soil
[X] Subsurface Soil
[] Sediment
[] Other:
[] QA Sample Type:

Sample ID No.: LC34-SB0590-043.0 -20190716
Sample Location: DPT0650
Sampled By: C. Sorden, S. Anderson, M. Bennett
C.O.C. No.:

Type of Sample:
[X] Low Concentration
[] High Concentration

GRAB SAMPLE DATA:

Date: 7/16/2019	Depth Interval	Color	Description (Sand, Silt, Clay, Moisture, etc.)
Time: 1150	42-43	Gry	SAND- f-vf; L-Sme silt
Method: Grab			
Monitor Reading (ppm): 11			

COMPOSITE SAMPLE DATA:

Date:	Time	Depth Interval	Color	Description (Sand, Silt, Clay, Moisture, etc.)
Method:				
Monitor Readings				
(Range in ppm):				

SAMPLE COLLECTION INFORMATION:

Analysis	Container Requirements	Collected	Other
V8260STD/%SOL	Three 40-mL vials + one 2-oz jar	X	
TOC (Walkey Black Method)	One 4-oz Jar	X	

OBSERVATIONS / NOTES:

MAP:
See Figure

Circle if Applicable:

MS/MSD	Duplicate ID No.:

Signature(s):

Tetra Tech, Inc.

SOIL & SEDIMENT SAMPLE LOG SHEET

Project Site Name: Launch Complex 34 (LC34)
Project No.: 112G08069

[] Surface Soil
[X] Subsurface Soil
[] Sediment
[] Other:
[] QA Sample Type:

Sample ID No.: LC34-SB0590-048.0 -20190716
Sample Location: DPT0650
Sampled By: C. Sorden, S. Anderson, M. Bennett
C.O.C. No.:

Type of Sample:
[X] Low Concentration
[] High Concentration

GRAB SAMPLE DATA:

	Depth Interval	Color	Description (Sand, Silt, Clay, Moisture, etc.)
Date: 7/16/2019 Time: 1200 Method: Grab Monitor Reading (ppm): 224	47-48	Light Gray	SAND - Fuf; Some silt; Little Cy

COMPOSITE SAMPLE DATA:

Date:	Time	Depth Interval	Color	Description (Sand, Silt, Clay, Moisture, etc.)
Method:				
Monitor Readings (Range in ppm):				

SAMPLE COLLECTION INFORMATION:

Analysis	Container Requirements	Collected	Other
V8260STD/%SOL	Three 40-mL vials + one 2-oz jar	X	
TOC (Walkey Black Method)	One 4-oz Jar	X	

OBSERVATIONS / NOTES:

MAP:
See Figure

Circle if Applicable:

MS/MSD	Duplicate ID No.:

Signature(s):

Tetra Tech, Inc.

SOIL & SEDIMENT SAMPLE LOG SHEET

Project Site Name: Launch Complex 34 (LC34)
Project No.: 112G08069

[] Surface Soil
[X] Subsurface Soil
[] Sediment
[] Other:
[] QA Sample Type:

Sample ID No.: LC34-SB0590-050.0 -20190716
Sample Location: DPT0650
Sampled By: C. Sorden, S. Anderson, M. Bennett
C.O.C. No.:

Type of Sample:
[X] Low Concentration
[] High Concentration

GRAB SAMPLE DATA:

Date: 7/16/2019	Depth Interval	Color	Description (Sand, Silt, Clay, Moisture, etc.)
Time: 1210	49-50	Light Gy	SAND. F-VF, some silt/clay
Method: Grab			
Monitor Reading (ppm):			

COMPOSITE SAMPLE DATA:

Date:	Time	Depth Interval	Color	Description (Sand, Silt, Clay, Moisture, etc.)
Method:				
Monitor Readings				
(Range in ppm):				

SAMPLE COLLECTION INFORMATION:

Analysis	Container Requirements	Collected	Other
V8260STD/%SOL	Three 40-mL vials + one 2-oz jar	X	
TOC (Walkey Black Method)	One 4-oz Jar	X	

OBSERVATIONS / NOTES:

MAP:
See Figure

Circle if Applicable:

MS/MSD	Duplicate ID No.:

Signature(s):

Tetra Tech, Inc.

SOIL & SEDIMENT SAMPLE LOG SHEET

Project Site Name: Launch Complex 34 (LC34)
Project No.: 112G08069

[] Surface Soil
[X] Subsurface Soil
[] Sediment
[] Other:
[] QA Sample Type:

Sample ID No.: LC34-SB0590-055.0 -20190716
Sample Location: DPT0650
Sampled By: C. Sorden, S. Anderson, M. Bennett
C.O.C. No.:

Type of Sample:
[X] Low Concentration
[] High Concentration

GRAB SAMPLE DATA:

Date: 7/16/2019	Depth Interval	Color	Description (Sand, Silt, Clay, Moisture, etc.)
Time: 1220	54-55	Gry	F-UF S and trace Shell/ SILT
Method: Grab			
Monitor Reading (ppm): 396			

COMPOSITE SAMPLE DATA:

Date:	Time	Depth Interval	Color	Description (Sand, Silt, Clay, Moisture, etc.)
Method:				
Monitor Readings				
(Range in ppm):				

SAMPLE COLLECTION INFORMATION:

Analysis	Container Requirements	Collected	Other
V8260STD/%SOL	Three 40-mL vials + one 2-oz jar	X	
TOC (Walkey Black Method)	One 4-oz Jar	X	

OBSERVATIONS / NOTES:

MAP:
See Figure

Circle if Applicable:

MS/MSD	Duplicate ID No.:

Signature(s):

Tetra Tech, Inc.

SOIL & SEDIMENT SAMPLE LOG SHEET

Project Site Name: Launch Complex 34 (LC34)
Project No.: 112G08069

[] Surface Soil
[X] Subsurface Soil
[] Sediment
[] Other:
[] QA Sample Type:

Sample ID No.: LC34-SB0590-059.0 -20190716
Sample Location: DPT0650
Sampled By: C. Sorden, S. Anderson, M. Bennett
C.O.C. No.:

Type of Sample:
[X] Low Concentration
[] High Concentration

GRAB SAMPLE DATA:

		Depth Interval	Color	Description (Sand, Silt, Clay, Moisture, etc.)
Date:	7/16/2019	58-59	Gray/Green Blanchfield	Fine Sand w/ Shell
Time:	1230			
Method:	Grab			
Monitor Reading (ppm):	9873			

COMPOSITE SAMPLE DATA:

Date:	Time	Depth Interval	Color	Description (Sand, Silt, Clay, Moisture, etc.)
Method:				
Monitor Readings (Range in ppm):				

SAMPLE COLLECTION INFORMATION:

Analysis	Container Requirements	Collected	Other
V8260STD/%SOL	Three 40-mL vials + one 2-oz jar	X	
TOC (Walkey Black Method)	One 4-oz Jar	X	

OBSERVATIONS / NOTES:

MAP:
See Figure

Circle if Applicable:

MS/MSD	Duplicate ID No.:

Signature(s):

Tetra Tech, Inc.

SOIL & SEDIMENT SAMPLE LOG SHEET

Project Site Name: Launch Complex 34 (LC34)
Project No.: 112G08069

[] Surface Soil
[X] Subsurface Soil
[] Sediment
[] Other:
[] QA Sample Type:

Sample ID No.: LC34-SB0590-060.0 -20190715
Sample Location: DPT0650
Sampled By: C. Sorden, S. Anderson, M. Bennett
C.O.C. No.:

Type of Sample:
[X] Low Concentration
[] High Concentration

GRAB SAMPLE DATA:

	Depth Interval	Color	Description (Sand, Silt, Clay, Moisture, etc.)
Date: 7/16/2019 Time: 1235 Method: Grab Monitor Reading (ppm): 230	59-60	Gray/Blk/white	Fine Sed; trace Soil

COMPOSITE SAMPLE DATA:

Date:	Time	Depth Interval	Color	Description (Sand, Silt, Clay, Moisture, etc.)
Method:				
Monitor Readings (Range in ppm):				

SAMPLE COLLECTION INFORMATION:

Analysis	Container Requirements	Collected	Other
V8260STD/%SOL	Three 40-mL vials + one 2-oz jar	X	
TOC (Walkey Black Method)	One 4-oz Jar	X	

OBSERVATIONS / NOTES:

MAP:
See Figure

Circle if Applicable:

MS/MSD	Duplicate ID No.:

Signature(s):

Tetra Tech, Inc.

SOIL & SEDIMENT SAMPLE LOG SHEET

Project Site Name: Launch Complex 34 (LC34)
Project No.: 112G08069

[] Surface Soil
[X] Subsurface Soil
[] Sediment
[] Other:
[] QA Sample Type:

Sample ID No.: LC34-SB0590-067.0 -20190716
Sample Location: DPT0650
Sampled By: C. Sorden, S. Anderson, M. Bennett
C.O.C. No.:

Type of Sample:
[X] Low Concentration
[] High Concentration

GRAB SAMPLE DATA:

		Depth Interval	Color	Description (Sand, Silt, Clay, Moisture, etc.)
Date:	7/16/2019	66-67	Gry	Fine + vf Sand w/silt
Time:	1240			
Method:	Grab			
Monitor Reading (ppm):	91.6			

COMPOSITE SAMPLE DATA:

Date:	Time	Depth Interval	Color	Description (Sand, Silt, Clay, Moisture, etc.)
Method:				
Monitor Readings				
(Range in ppm):				

SAMPLE COLLECTION INFORMATION:

Analysis	Container Requirements	Collected	Other
V8260STD/%SOL	Three 40-mL vials + one 2-oz jar	X	
TOC (Walkey Black Method)	One 4-oz Jar	X	

OBSERVATIONS / NOTES:

MAP:
See Figure

Circle if Applicable:

MS/MSD	Duplicate ID No.:

Signature(s):

Tetra Tech, Inc.

SOIL & SEDIMENT SAMPLE LOG SHEET

Project Site Name: Launch Complex 34 (LC34)
Project No.: 112G08069

[] Surface Soil
[X] Subsurface Soil
[] Sediment
[] Other:
[] QA Sample Type:

Sample ID No.: LC34-SB0590-0710 -20190716
Sample Location: DPT0650
Sampled By: C. Sorden, S. Anderson, M. Bennett
C.O.C. No.:

Type of Sample:
[X] Low Concentration
[] High Concentration

GRAB SAMPLE DATA:

Date: 7/16/2019	Depth Interval	Color	Description (Sand, Silt, Clay, Moisture, etc.)
Time: 1245	70-71	Green/Gry	Blackish White F-c to Medium Sand
Method: Grab			
Monitor Reading (ppm): 91.6			

COMPOSITE SAMPLE DATA:

Date:	Time	Depth Interval	Color	Description (Sand, Silt, Clay, Moisture, etc.)
Method:				
Monitor Readings				
(Range in ppm):				

SAMPLE COLLECTION INFORMATION:

Analysis	Container Requirements	Collected	Other
V8260STD/%SOL	Three 40-mL vials + one 2-oz jar	X	
TOC (Walkey Black Method)	One 4-oz Jar	X	

OBSERVATIONS / NOTES:

MAP:
See Figure

Circle if Applicable:

MS/MSD	Duplicate ID No.:

Signature(s):

Tetra Tech, Inc.

SOIL & SEDIMENT SAMPLE LOG SHEET

Project Site Name: Launch Complex 34 (LC34)
Project No.: 112G08069

Sample ID No.: LC34-SB0590-070-20190716
Sample Location: DPT0650
Sampled By: C. Sorden, S. Anderson, M. Bennett
C.O.C. No.:

[] Surface Soil
[X] Subsurface Soil
[] Sediment
[] Other:
[] QA Sample Type:

Type of Sample:
[X] Low Concentration
[] High Concentration

GRAB SAMPLE DATA:

Date: 7/16/2019	Depth Interval	Color	Description (Sand, Silt, Clay, Moisture, etc.)
Time: 1250	76-77	Gy	fine-VF Sd; trace silt/shell
Method: Grab			
Monitor Reading (ppm): 238			

COMPOSITE SAMPLE DATA:

Date:	Time	Depth Interval	Color	Description (Sand, Silt, Clay, Moisture, etc.)
Method:				
Monitor Readings				
(Range in ppm):				

SAMPLE COLLECTION INFORMATION:

Analysis	Container Requirements	Collected	Other
V8260STD/%SOL	Three 40-mL vials + one 2-oz jar	X	
TOC (Walkey Black Method)	One 4-oz Jar	X	

OBSERVATIONS / NOTES:

MAP:
See Figure

Circle if Applicable:

MS/MSD	Duplicate ID No.:

Signature(s):

Tetra Tech, Inc.

SOIL & SEDIMENT SAMPLE LOG SHEET

Project Site Name: Launch Complex 34 (LC34)
Project No.: 112G08069

[] Surface Soil
[X] Subsurface Soil
[] Sediment
[] Other:
[] QA Sample Type:

Sample ID No.: LC34-SB0590-079.0 -20190716
Sample Location: DPT0650
Sampled By: C. Sorden, S. Anderson, M. Bennett
C.O.C. No.:

Type of Sample:
[X] Low Concentration
[] High Concentration

GRAB SAMPLE DATA:

Date: 7/16/2019	Depth Interval	Color	Description (Sand, Silt, Clay, Moisture, etc.)
Time: 1300	78-79	Gry	SAND- F-VF; L-Sme s:m/cy
Method: Grab			
Monitor Reading (ppm): ?			

COMPOSITE SAMPLE DATA:

Date:	Time	Depth Interval	Color	Description (Sand, Silt, Clay, Moisture, etc.)
Method:				
Monitor Readings				
(Range in ppm):				

SAMPLE COLLECTION INFORMATION:

Analysis	Container Requirements	Collected	Other
V8260STD/%SOL	Three 40-mL vials + one 2-oz jar	X	
TOC (Walkey Black Method)	One 4-oz Jar	X	

OBSERVATIONS / NOTES:

MAP:
See Figure

Circle if Applicable:

MS/MSD	Duplicate ID No.:

Signature(s):

Tetra Tech, Inc.

SOIL & SEDIMENT SAMPLE LOG SHEET

Project Site Name: Launch Complex 34 (LC34)
Project No.: 112G08069

Sample ID No.: LC34-SB0591-014.0 -20190716
Sample Location: DPT0656
Sampled By: C. Sorden, S. Anderson, M. Bennett
C.O.C. No.:

[] Surface Soil
[X] Subsurface Soil
[] Sediment
[] Other:
[] QA Sample Type:

Type of Sample:
[X] Low Concentration
[] High Concentration

GRAB SAMPLE DATA:

Date: 7/16/2019	Depth Interval	Color	Description (Sand, Silt, Clay, Moisture, etc.)
Time: 1600	13-14	Grey/ Tan	SAND - Fine; trace shell
Method: Grab			
Monitor Reading (ppm): 3			

COMPOSITE SAMPLE DATA:

Date:	Time	Depth Interval	Color	Description (Sand, Silt, Clay, Moisture, etc.)
Method:				
Monitor Readings				
(Range in ppm):				

SAMPLE COLLECTION INFORMATION:

Analysis	Container Requirements	Collected	Other
~~V8260STD/%SOL~~	Three 40-mL vials + one 2-oz jar	~~X~~	
TOC (Walkey Black Method)	One 4-oz Jar	X	

OBSERVATIONS / NOTES:

MAP:
See Figure

Circle if Applicable:

MS/MSD	Duplicate ID No.:

Signature(s):

Tetra Tech, Inc.

SOIL & SEDIMENT SAMPLE LOG SHEET

Project Site Name: Launch Complex 34 (LC34)
Project No.: 112G08069

[] Surface Soil
[X] Subsurface Soil
[] Sediment
[] Other:
[] QA Sample Type:

Sample ID No.: LC34-SB0591-023.0 -20190716
Sample Location: DPT0656
Sampled By: C. Sorden, S. Anderson, M. Bennett
C.O.C. No.:

Type of Sample:
[X] Low Concentration
[] High Concentration

GRAB SAMPLE DATA:

Date: 7/16/2019	Depth Interval	Color	Description (Sand, Silt, Clay, Moisture, etc.)
Time: 1610	22-23	Gry	Fine Sand w/ Shell
Method: Grab			
Monitor Reading (ppm): 11			

COMPOSITE SAMPLE DATA:

Date:	Time	Depth Interval	Color	Description (Sand, Silt, Clay, Moisture, etc.)
Method:				
Monitor Readings				
(Range in ppm):				

SAMPLE COLLECTION INFORMATION:

Analysis	Container Requirements	Collected	Other
V8260STD/%SOL	Three 40-mL vials + one 2-oz jar	X	
TOC (Walkey Black Method)	One 4-oz Jar	X	

OBSERVATIONS / NOTES:

MAP:
See Figure

Circle if Applicable:

MS/MSD	Duplicate ID No.:

Signature(s):

Tetra Tech, Inc.

SOIL & SEDIMENT SAMPLE LOG SHEET

Project Site Name: Launch Complex 34 (LC34)
Project No.: 112G08069

[] Surface Soil
[X] Subsurface Soil
[] Sediment
[] Other:
[] QA Sample Type:

Sample ID No.: LC34-SB0591- 035.0 -20190716
Sample Location: DPT0656
Sampled By: C. Sorden, S. Anderson, M. Bennett
C.O.C. No.:

Type of Sample:
[X] Low Concentration
[] High Concentration

GRAB SAMPLE DATA:

Date: 7/16/2019	Depth Interval	Color	Description (Sand, Silt, Clay, Moisture, etc.)
Time: 1620	34-35	Gry	Fine Sand w/ Shell
Method: Grab			
Monitor Reading (ppm):			

COMPOSITE SAMPLE DATA:

Date:	Time	Depth Interval	Color	Description (Sand, Silt, Clay, Moisture, etc.)
Method:				
Monitor Readings				
(Range in ppm):				

SAMPLE COLLECTION INFORMATION:

Analysis	Container Requirements	Collected	Other
V8260STD/%SOL	Three 40-mL vials + one 2-oz jar	X	
TOC (Walkey Black Method)	One 4-oz Jar	X	

OBSERVATIONS / NOTES:

MAP:
See Figure

Circle if Applicable:

MS/MSD	Duplicate ID No.:

Signature(s):

Tetra Tech, Inc.

SOIL & SEDIMENT SAMPLE LOG SHEET

Project Site Name: Launch Complex 34 (LC34)
Project No.: 112G08069

Sample ID No.: LC34-SB0591- 039.0 -20190716
Sample Location: DPT0656
Sampled By: C. Sorden, S. Anderson, M. Bennett
C.O.C. No.:

[] Surface Soil
[X] Subsurface Soil
[] Sediment
[] Other:
[] QA Sample Type:

Type of Sample:
[X] Low Concentration
[] High Concentration

GRAB SAMPLE DATA:

Date: 7/16/2019	Depth Interval	Color	Description (Sand, Silt, Clay, Moisture, etc.)
Time: 1630	38-39	Dark Gray	Dark Gray Shelly Sand
Method: Grab			
Monitor Reading (ppm): 54			

COMPOSITE SAMPLE DATA:

Date:	Time	Depth Interval	Color	Description (Sand, Silt, Clay, Moisture, etc.)
Method:				
Monitor Readings				
(Range in ppm):				

SAMPLE COLLECTION INFORMATION:

Analysis	Container Requirements	Collected	Other
V8260STD/%SOL	Three 40-mL vials + one 2-oz jar	X	
TOC (Walkey Black Method)	One 4-oz Jar	X	

OBSERVATIONS / NOTES:

MAP:
See Figure

Circle if Applicable:

MS/MSD	Duplicate ID No.:

Signature(s):

Tetra Tech, Inc.

SOIL & SEDIMENT SAMPLE LOG SHEET

Project Site Name: Launch Complex 34 (LC34)
Project No.: 112G08069

[] Surface Soil
[X] Subsurface Soil
[] Sediment
[] Other:
[] QA Sample Type:

Sample ID No.: LC34-SB0591-041.0 -20190716
Sample Location: DPT0656
Sampled By: C. Sorden, S. Anderson, M. Bennett
C.O.C. No.:

Type of Sample:
[X] Low Concentration
[] High Concentration

GRAB SAMPLE DATA:

Date: 7/16/2019	Depth Interval	Color	Description (Sand, Silt, Clay, Moisture, etc.)
Time: 1640	40-41	Gy	Fine Sandy Silt; trace Shell/Clay
Method: Grab			
Monitor Reading (ppm): >1500			

COMPOSITE SAMPLE DATA:

Date:	Time	Depth Interval	Color	Description (Sand, Silt, Clay, Moisture, etc.)
Method:				
Monitor Readings				
(Range in ppm):				

SAMPLE COLLECTION INFORMATION:

Analysis	Container Requirements	Collected	Other
V8260STD/%SOL	Three 40-mL vials + one 2-oz jar	X	
TOC (Walkey Black Method)	One 4-oz Jar	X	

OBSERVATIONS / NOTES:

MAP:
See Figure

Circle if Applicable:

MS/MSD	Duplicate ID No.:

Signature(s):

Tetra Tech, Inc.

SOIL & SEDIMENT SAMPLE LOG SHEET

Project Site Name: Launch Complex 34 (LC34)
Project No.: 112G08069

[] Surface Soil
[X] Subsurface Soil
[] Sediment
[] Other:
[] QA Sample Type:

Sample ID No.: LC34-SB0591-044.0 -20190716
Sample Location: DPT0656
Sampled By: C. Sorden, S. Anderson, M. Bennett
C.O.C. No.:

Type of Sample:
[X] Low Concentration
[] High Concentration

GRAB SAMPLE DATA:

	Depth Interval	Color	Description (Sand, Silt, Clay, Moisture, etc.)
Date: 7/16/2019 Time: 1650 Method: Grab Monitor Reading (ppm): >15000	43-44	Gy	SAND-F.vf; Little Silt/clay; r-L Shell

COMPOSITE SAMPLE DATA:

Date:	Time	Depth Interval	Color	Description (Sand, Silt, Clay, Moisture, etc.)
Method:				
Monitor Readings				
(Range in ppm):				

SAMPLE COLLECTION INFORMATION:

Analysis	Container Requirements	Collected	Other
V8260STD/%SOL	Three 40-mL vials + one 2-oz jar	X	
TOC (Walkey Black Method)	One 4-oz Jar	X	

OBSERVATIONS / NOTES:

MAP:
See Figure

Circle if Applicable:

MS/MSD	Duplicate ID No.:

Signature(s):

Tetra Tech, Inc.

SOIL & SEDIMENT SAMPLE LOG SHEET

Project Site Name: Launch Complex 34 (LC34)
Project No.: 112G08069

[] Surface Soil
[X] Subsurface Soil
[] Sediment
[] Other:
[] QA Sample Type:

Sample ID No.: LC34-SB0591-046.0 -20190716
Sample Location: DPT0656
Sampled By: C. Sorden, S. Anderson, M. Bennett
C.O.C. No.:

Type of Sample:
[X] Low Concentration
[] High Concentration

GRAB SAMPLE DATA:

Date: 7/16/2019	Depth Interval	Color	Description (Sand, Silt, Clay, Moisture, etc.)
Time: 1700	46-47	Grey	SAND-F-VF; Little-Some Silt; Tr-L Clay/Shell
Method: Grab			
Monitor Reading (ppm): 715000			

COMPOSITE SAMPLE DATA:

Date:	Time	Depth Interval	Color	Description (Sand, Silt, Clay, Moisture, etc.)
Method:				
Monitor Readings				
(Range in ppm):				

SAMPLE COLLECTION INFORMATION:

Analysis	Container Requirements	Collected	Other
V8260STD/%SOL	Three 40-mL vials + one 2-oz jar	X	
TOC (Walkey Black Method)	One 4-oz Jar	X	

OBSERVATIONS / NOTES:

MAP:
See Figure

Circle if Applicable:

MS/MSD	Duplicate ID No.:

Signature(s):

Tetra Tech, Inc.

SOIL & SEDIMENT SAMPLE LOG SHEET

Project Site Name: Launch Complex 34 (LC34)
Project No.: 112G08069

[] Surface Soil
[X] Subsurface Soil
[] Sediment
[] Other:
[] QA Sample Type:

Sample ID No.: LC34-SB0591-049.0 -20190716
Sample Location: DPT0656
Sampled By: C. Sorden, S. Anderson, M. Bennett
C.O.C. No.:

Type of Sample:
[X] Low Concentration
[] High Concentration

GRAB SAMPLE DATA:

Date: 7/16/2019	Depth Interval	Color	Description (Sand, Silt, Clay, Moisture, etc.)
Time: 1710	48-49	Gy	SAND-F-VF; L-See Shell frgs
Method: Grab			
Monitor Reading (ppm) 715000			

COMPOSITE SAMPLE DATA:

Date:	Time	Depth Interval	Color	Description (Sand, Silt, Clay, Moisture, etc.)
Method:				
Monitor Readings				
(Range in ppm):				

SAMPLE COLLECTION INFORMATION:

Analysis	Container Requirements	Collected	Other
V8260STD/%SOL	Three 40-mL vials + one 2-oz jar	X	
TOC (Walkey Black Method)	One 4-oz Jar	X	

OBSERVATIONS / NOTES:

MAP:
See Figure

Circle if Applicable:

MS/MSD	Duplicate ID No.:

Signature(s):

Tetra Tech, Inc.

SOIL & SEDIMENT SAMPLE LOG SHEET

Project Site Name: Launch Complex 34 (LC34)
Project No.: 112G08069

[] Surface Soil
[X] Subsurface Soil
[] Sediment
[] Other:
[] QA Sample Type:

Sample ID No.: LC34-SB0591-053.0 -20190716
Sample Location: DPT0656
Sampled By: C. Sorden, S. Anderson, M. Bennett
C.O.C. No.:

Type of Sample:
[X] Low Concentration
[] High Concentration

GRAB SAMPLE DATA:

Date: 7/16/2019	Depth Interval	Color	Description (Sand, Silt, Clay, Moisture, etc.)
Time: 1720	52-53	Grey/ Green	SAND-F-VF; L-Scc shell
Method: Grab			
Monitor Reading (ppm) 15800			

COMPOSITE SAMPLE DATA:

Date:	Time	Depth Interval	Color	Description (Sand, Silt, Clay, Moisture, etc.)
Method:				
Monitor Readings				
(Range in ppm):				

SAMPLE COLLECTION INFORMATION:

Analysis	Container Requirements	Collected	Other
V8260STD/%SOL	Three 40-mL vials + one 2-oz jar	X	
TOC (Walkey Black Method)	One 4-oz Jar	X	

OBSERVATIONS / NOTES:

MAP:
See Figure

Circle if Applicable:

MS/MSD	Duplicate ID No.:

Signature(s):

Tetra Tech, Inc.

SOIL & SEDIMENT SAMPLE LOG SHEET

Project Site Name: Launch Complex 34 (LC34)
Project No.: 112G08069

[] Surface Soil
[X] Subsurface Soil
[] Sediment
[] Other:
[] QA Sample Type:

Sample ID No.: LC34-SB0591-056.0 -20190716
Sample Location: DPT0656
Sampled By: C. Sorden, S. Anderson, M. Bennett
C.O.C. No.:

Type of Sample:
[X] Low Concentration
[] High Concentration

GRAB SAMPLE DATA:

	Depth Interval	Color	Description (Sand, Silt, Clay, Moisture, etc.)
Date: 7/16/2019 Time: 1730 Method: Grab Monitor Reading (ppm): 715000	SS-S6	Gy	Shell; L - Sand SAnd - FVF

COMPOSITE SAMPLE DATA:

Date:	Time	Depth Interval	Color	Description (Sand, Silt, Clay, Moisture, etc.)
Method:				
Monitor Readings (Range in ppm):				

SAMPLE COLLECTION INFORMATION:

Analysis	Container Requirements	Collected	Other
V8260STD/%SOL	Three 40-mL vials + one 2-oz jar	X	
TOC (Walkey Black Method)	One 4-oz Jar	X	

OBSERVATIONS / NOTES:

MAP:
See Figure

Circle if Applicable:

MS/MSD	Duplicate ID No.:

Signature(s):

Tetra Tech, Inc.

SOIL & SEDIMENT SAMPLE LOG SHEET

Project Site Name: Launch Complex 34 (LC34)
Project No.: 112G08069

[] Surface Soil
[X] Subsurface Soil
[] Sediment
[] Other:
[] QA Sample Type:

Sample ID No.: LC34-SB0591-059.0 -20190716
Sample Location: DPT0656
Sampled By: C. Sorden, S. Anderson, M. Bennett
C.O.C. No.:

Type of Sample:
[X] Low Concentration
[] High Concentration

GRAB SAMPLE DATA:

Date: 7/16/2019	Depth Interval	Color	Description (Sand, Silt, Clay, Moisture, etc.)
Time: 1735	58-59	Black/mottled Gray	Fine Sand; trace silt
Method: Grab			
Monitor Reading (ppm): 715000			

COMPOSITE SAMPLE DATA:

Date:	Time	Depth Interval	Color	Description (Sand, Silt, Clay, Moisture, etc.)
Method:				
Monitor Readings				
(Range in ppm):				

SAMPLE COLLECTION INFORMATION:

Analysis	Container Requirements	Collected	Other
V8260STD/%SOL	Three 40-mL vials + one 2-oz jar	X	
TOC (Walkey Black Method)	One 4-oz Jar	X	

OBSERVATIONS / NOTES:

MAP:
See Figure

Circle if Applicable:

MS/MSD	Duplicate ID No.:

Signature(s):

Tetra Tech, Inc.

SOIL & SEDIMENT SAMPLE LOG SHEET

Project Site Name: Launch Complex 34 (LC34)
Project No.: 112G08069

[] Surface Soil
[X] Subsurface Soil
[] Sediment
[] Other:
[] QA Sample Type:

Sample ID No.: LC34-SB0591-067.0 -20190716
Sample Location: DPT0656
Sampled By: C. Sorden, S. Anderson, M. Bennett
C.O.C. No.:

Type of Sample:
[X] Low Concentration
[] High Concentration

GRAB SAMPLE DATA:

Date: 7/16/2019	Depth Interval	Color	Description (Sand, Silt, Clay, Moisture, etc.)
Time: 1740	66-67	Black/Lt Gy	SAND-M-F
Method: Grab			
Monitor Reading (ppm): 140			

COMPOSITE SAMPLE DATA:

Date:	Time	Depth Interval	Color	Description (Sand, Silt, Clay, Moisture, etc.)
Method:				
Monitor Readings				
(Range in ppm):				

SAMPLE COLLECTION INFORMATION:

Analysis	Container Requirements	Collected	Other
V8260STD/%SOL	Three 40-mL vials + one 2-oz jar	X	
TOC (Walkey Black Method)	One 4-oz Jar	X	

OBSERVATIONS / NOTES:

MAP:
See Figure

Circle if Applicable:

MS/MSD	Duplicate ID No.:

Signature(s):

Tetra Tech, Inc.

SOIL & SEDIMENT SAMPLE LOG SHEET

Project Site Name: Launch Complex 34 (LC34)
Project No.: 112G08069

[] Surface Soil
[X] Subsurface Soil
[] Sediment
[] Other:
[] QA Sample Type:

Sample ID No.: LC34-SB0591-~~067.0~~ 076.0 -20190716
Sample Location: DPT0656
Sampled By: C. Sorden, S. Anderson, M. Bennett
C.O.C. No.:

Type of Sample:
[X] Low Concentration
[] High Concentration

GRAB SAMPLE DATA:

Date: 7/16/2019	Depth Interval	Color	Description (Sand, Silt, Clay, Moisture, etc.)
Time: 1745		Black/brown Gray	SAND-M-F.
Method: Grab			
Monitor Reading (ppm): 21			

COMPOSITE SAMPLE DATA:

Date:	Time	Depth Interval	Color	Description (Sand, Silt, Clay, Moisture, etc.)
Method:				
Monitor Readings				
(Range in ppm):				

SAMPLE COLLECTION INFORMATION:

Analysis	Container Requirements	Collected	Other
V8260STD/%SOL	Three 40-mL vials + one 2-oz jar	X	
TOC (Walkey Black Method)	One 4-oz Jar	X	

OBSERVATIONS / NOTES:

MAP:
See Figure

Circle if Applicable:

MS/MSD	Duplicate ID No.:

Signature(s):

Tetra Tech, Inc.

SOIL & SEDIMENT SAMPLE LOG SHEET

Project Site Name: Launch Complex 34 (LC34)
Project No.: 112G08069

[] Surface Soil
[X] Subsurface Soil
[] Sediment
[] Other:
[] QA Sample Type:

Sample ID No.: LC34-SB0591-079.0 -20190716
Sample Location: DPT0656
Sampled By: C. Sorden, S. Anderson, M. Bennett
C.O.C. No.:

Type of Sample:
[X] Low Concentration
[] High Concentration

GRAB SAMPLE DATA:

Date: 7/16/2019	Depth Interval	Color	Description (Sand, Silt, Clay, Moisture, etc.)
Time: 1750	78-79	Gry/ Green	SAND-F-VF; L-Some Silt; M-Lime cly/Shell
Method: Grab			
Monitor Reading (ppm): 28			

COMPOSITE SAMPLE DATA:

Date:	Time	Depth Interval	Color	Description (Sand, Silt, Clay, Moisture, etc.)
Method:				
Monitor Readings				
(Range in ppm):				

SAMPLE COLLECTION INFORMATION:

Analysis	Container Requirements	Collected	Other
V8260STD/%SOL	Three 40-mL vials + one 2-oz jar	X	
TOC (Walkey Black Method)	One 4-oz Jar	X	

OBSERVATIONS / NOTES:

MAP:
See Figure

Circle if Applicable:

MS/MSD	Duplicate ID No.:

Signature(s):

Tetra Tech, Inc.

SOIL & SEDIMENT SAMPLE LOG SHEET

Project Site Name: Launch Complex 34 (LC34)
Project No.: 112G08069

[] Surface Soil
[X] Subsurface Soil
[] Sediment
[] Other:
[] QA Sample Type:

Sample ID No.: LC34-SB0592-006.0-20190717
Sample Location: DPT0645
Sampled By: C. Sorden, S. Anderson, M. Bennett
C.O.C. No.:

Type of Sample:
[X] Low Concentration
[] High Concentration

GRAB SAMPLE DATA:

Date: 7/17/2019	Depth Interval	Color	Description (Sand, Silt, Clay, Moisture, etc.)
Time: 1115	5.0 - 6.0	tan	M-F Sand
Method: Grab			
Monitor Reading (ppm): 0			

COMPOSITE SAMPLE DATA:

Date:	Time	Depth Interval	Color	Description (Sand, Silt, Clay, Moisture, etc.)
Method:				
Monitor Readings				
(Range in ppm):				

SAMPLE COLLECTION INFORMATION:

Analysis	Container Requirements	Collected	Other
TOC (Walkey Black Method)	One 4-oz Jar	X	

OBSERVATIONS / NOTES:

MAP:
See Figure

Circle if Applicable:

MS/MSD	Duplicate ID No.:

Signature(s):

Tetra Tech, Inc.

SOIL & SEDIMENT SAMPLE LOG SHEET

Project Site Name: Launch Complex 34 (LC34)
Project No.: 112G08069

[] Surface Soil
[X] Subsurface Soil
[] Sediment
[] Other:
[] QA Sample Type:

Sample ID No.: LC34-SB0592-018.0 -20190717
Sample Location: DPT0645
Sampled By: C. Sorden, S. Anderson, M. Bennett
C.O.C. No.:

Type of Sample:
[X] Low Concentration
[] High Concentration

GRAB SAMPLE DATA:

Date: 7/17/2019	Depth Interval	Color	Description (Sand, Silt, Clay, Moisture, etc.)
Time: 1125	17-18	Light Grey	SAND Fine w/ Shells
Method: Grab			
Monitor Reading (ppm): 0			

COMPOSITE SAMPLE DATA:

Date:	Time	Depth Interval	Color	Description (Sand, Silt, Clay, Moisture, etc.)
Method:				
Monitor Readings				
(Range in ppm):				

SAMPLE COLLECTION INFORMATION:

Analysis	Container Requirements	Collected	Other
V8260STD/%SOL	Three 40-mL vials + one 2-oz jar	X	
TOC (Walkey Black Method)	One 4-oz Jar	X	

OBSERVATIONS / NOTES:

MAP:
See Figure

Circle if Applicable:

MS/MSD	Duplicate ID No.:

Signature(s):

Tetra Tech, Inc.

SOIL & SEDIMENT SAMPLE LOG SHEET

Project Site Name: Launch Complex 34 (LC34)
Project No.: 112G08069

Sample ID No.: LC34-SB0592-033.0 -20190717
Sample Location: DPT0645
Sampled By: C. Sorden, S. Anderson, M. Bennett
C.O.C. No.:

[] Surface Soil
[X] Subsurface Soil
[] Sediment
[] Other:
[] QA Sample Type:

Type of Sample:
[X] Low Concentration
[] High Concentration

GRAB SAMPLE DATA:

Date: 7/17/2019	Depth Interval	Color	Description (Sand, Silt, Clay, Moisture, etc.)
Time: 1135	32-33	Gry	M-fine Sand w/ Shell
Method: Grab			
Monitor Reading (ppm): 230			

COMPOSITE SAMPLE DATA:

Date:	Time	Depth Interval	Color	Description (Sand, Silt, Clay, Moisture, etc.)
Method:				
Monitor Readings				
(Range in ppm):				

SAMPLE COLLECTION INFORMATION:

Analysis	Container Requirements	Collected	Other
V8260STD/%SOL	Three 40-mL vials + one 2-oz jar	X	
TOC (Walkey Black Method)	One 4-oz Jar	X	

OBSERVATIONS / NOTES:

MAP:
See Figure

Circle if Applicable:

MS/MSD	Duplicate ID No.:

Signature(s):

Tetra Tech, Inc.

SOIL & SEDIMENT SAMPLE LOG SHEET

Project Site Name: Launch Complex 34 (LC34)
Project No.: 112G08069

[] Surface Soil
[X] Subsurface Soil
[] Sediment
[] Other:
[] QA Sample Type:

Sample ID No.: LC34-SB0592-042.0 -20190717
Sample Location: DPT0645
Sampled By: C. Sorden, S. Anderson, M. Bennett
C.O.C. No.:

Type of Sample:
[X] Low Concentration
[] High Concentration

GRAB SAMPLE DATA:

Date: 7/17/2019	Depth Interval	Color	Description (Sand, Silt, Clay, Moisture, etc.)
Time: 1145	41-42	Gy	F. to VF Sd w/ Silt
Method: Grab			
Monitor Reading (ppm): 765			

COMPOSITE SAMPLE DATA:

Date:	Time	Depth Interval	Color	Description (Sand, Silt, Clay, Moisture, etc.)
Method:				
Monitor Readings				
(Range in ppm):				

SAMPLE COLLECTION INFORMATION:

Analysis	Container Requirements	Collected	Other
V8260STD/%SOL	Three 40-mL vials + one 2-oz jar	X	
TOC (Walkey Black Method)	One 4-oz Jar	X	

OBSERVATIONS / NOTES:

MAP:
See Figure

Circle if Applicable:

MS/MSD	Duplicate ID No.:

Signature(s):

Tetra Tech, Inc.

SOIL & SEDIMENT SAMPLE LOG SHEET

Project Site Name: Launch Complex 34 (LC34)
Project No.: 112G08069

[] Surface Soil
[X] Subsurface Soil
[] Sediment
[] Other:
[] QA Sample Type:

Sample ID No.: LC34-SB0592-044.0-20190717
Sample Location: DPT0645
Sampled By: C. Sorden, S. Anderson, M. Bennett
C.O.C. No.:

Type of Sample:
[X] Low Concentration
[] High Concentration

GRAB SAMPLE DATA:

	Depth Interval	Color	Description (Sand, Silt, Clay, Moisture, etc.)
Date: 7/17/2019 Time: 1155 Method: Grab Monitor Reading (ppm): 24.4	43-44	Gy	Fine to VF Sand; L to some Silt

COMPOSITE SAMPLE DATA:

Date:	Time	Depth Interval	Color	Description (Sand, Silt, Clay, Moisture, etc.)
Method:				
Monitor Readings (Range in ppm):				

SAMPLE COLLECTION INFORMATION:

Analysis	Container Requirements	Collected	Other
V8260STD/%SOL	Three 40-mL vials + one 2-oz jar	X	
TOC (Walkey Black Method)	One 4-oz Jar	X	

OBSERVATIONS / NOTES:

MAP:
See Figure

Circle if Applicable:

MS/MSD	Duplicate ID No.:

Signature(s):

Tetra Tech, Inc.

SOIL & SEDIMENT SAMPLE LOG SHEET

Project Site Name: Launch Complex 34 (LC34)
Project No.: 112G08069

[] Surface Soil
[X] Subsurface Soil
[] Sediment
[] Other:
[] QA Sample Type:

Sample ID No.: LC34-SB0592-049.0 -20190717
Sample Location: DPT0645
Sampled By: C. Sorden, S. Anderson, M. Bennett
C.O.C. No.:

Type of Sample:
[X] Low Concentration
[] High Concentration

GRAB SAMPLE DATA:

Date: 7/17/2019	Depth Interval	Color	Description (Sand, Silt, Clay, Moisture, etc.)
Time: 1200	48-49	Gray Green	Silt/Clay/Sandy L- Some Soil
Method: Grab			
Monitor Reading (ppm): 324			

COMPOSITE SAMPLE DATA:

Date:	Time	Depth Interval	Color	Description (Sand, Silt, Clay, Moisture, etc.)
Method:				
Monitor Readings				
(Range in ppm):				

SAMPLE COLLECTION INFORMATION:

Analysis	Container Requirements	Collected	Other
V8260STD/%SOL	Three 40-mL vials + one 2-oz jar	X	
TOC (Walkey Black Method)	One 4-oz Jar	X	

OBSERVATIONS / NOTES:

MAP:
See Figure

Circle if Applicable:

MS/MSD	Duplicate ID No.:

Signature(s):

Tetra Tech, Inc.

SOIL & SEDIMENT SAMPLE LOG SHEET

Project Site Name: Launch Complex 34 (LC34)
Project No.: 112G08069

[] Surface Soil
[X] Subsurface Soil
[] Sediment
[] Other:
[] QA Sample Type:

Sample ID No.: LC34-SB0592-053.0-20190717
Sample Location: DPT0645
Sampled By: C. Sorden, S. Anderson, M. Bennett
C.O.C. No.:

Type of Sample:
[X] Low Concentration
[] High Concentration

GRAB SAMPLE DATA:

	Depth Interval	Color	Description (Sand, Silt, Clay, Moisture, etc.)
Date: 7/17/2019 Time: 1210 Method: Grab Monitor Reading (ppm): 1107	52-53	Cy	SAND-F-vf; C-sce silt/cy/ swell

COMPOSITE SAMPLE DATA:

Date:	Time	Depth Interval	Color	Description (Sand, Silt, Clay, Moisture, etc.)
Method:				
Monitor Readings				
(Range in ppm):				

SAMPLE COLLECTION INFORMATION:

Analysis	Container Requirements	Collected	Other
V8260STD/%SOL	Three 40-mL vials + one 2-oz jar	X	
TOC (Walkey Black Method)	One 4-oz Jar	X	

OBSERVATIONS / NOTES:

MAP:
See Figure

Circle if Applicable:

MS/MSD	Duplicate ID No.:

Signature(s):

Tetra Tech, Inc.

SOIL & SEDIMENT SAMPLE LOG SHEET

Project Site Name: Launch Complex 34 (LC34)
Project No.: 112G08069

Sample ID No.: LC34-SB0592-0SS.0-20190717
Sample Location: DPT0645
Sampled By: C. Sorden, S. Anderson, M. Bennett
C.O.C. No.:

[] Surface Soil
[X] Subsurface Soil
[] Sediment
[] Other:
[] QA Sample Type:

Type of Sample:
[X] Low Concentration
[] High Concentration

GRAB SAMPLE DATA:

Date: 7/17/2019	Depth Interval	Color	Description (Sand, Silt, Clay, Moisture, etc.)
Time: 1220	54-55	Grey Green	SAND-Fine gr/Soil/Silt
Method: Grab			
Monitor Reading (ppm): 243			

COMPOSITE SAMPLE DATA:

Date:	Time	Depth Interval	Color	Description (Sand, Silt, Clay, Moisture, etc.)
Method:				
Monitor Readings (Range in ppm):				

SAMPLE COLLECTION INFORMATION:

Analysis	Container Requirements	Collected	Other
V8260STD/%SOL	Three 40-mL vials + one 2-oz jar	X	
TOC (Walkey Black Method)	One 4-oz Jar	X	

OBSERVATIONS / NOTES:

MAP:
See Figure

Circle if Applicable:

MS/MSD	Duplicate ID No.:

Signature(s):

Tetra Tech, Inc.

SOIL & SEDIMENT SAMPLE LOG SHEET

Project Site Name: Launch Complex 34 (LC34)
Project No.: 112G08069

[] Surface Soil
[X] Subsurface Soil
[] Sediment
[] Other:
[] QA Sample Type:

Sample ID No.: LC34-SB0592-057.0-20190717
Sample Location: DPT0645
Sampled By: C. Sorden, S. Anderson, M. Bennett
C.O.C. No.:

Type of Sample:
[X] Low Concentration
[] High Concentration

GRAB SAMPLE DATA:

	Depth Interval	Color	Description (Sand, Silt, Clay, Moisture, etc.)
Date: 7/17/2019 Time: 1230 Method: Grab Monitor Reading (ppm): 100.7	56-57	Gy Gy	SAND-F-VF, L-Sae Shell/Silt

COMPOSITE SAMPLE DATA:

Date:	Time	Depth Interval	Color	Description (Sand, Silt, Clay, Moisture, etc.)
Method:				
Monitor Readings (Range in ppm):				

SAMPLE COLLECTION INFORMATION:

Analysis	Container Requirements	Collected	Other
V8260STD/%SOL	Three 40-mL vials + one 2-oz jar	X	
TOC (Walkey Black Method)	One 4-oz Jar	X	

OBSERVATIONS / NOTES:

MAP:
See Figure

Circle if Applicable:

MS/MSD	Duplicate ID No.:

Signature(s):

Tetra Tech, Inc.

SOIL & SEDIMENT SAMPLE LOG SHEET

Project Site Name: Launch Complex 34 (LC34)
Project No.: 112G08069

[] Surface Soil
[X] Subsurface Soil
[] Sediment
[] Other:
[] QA Sample Type:

Sample ID No.: LC34-SB0592-060.0 -20190717
Sample Location: DPT0645
Sampled By: C. Sorden, S. Anderson, M. Bennett
C.O.C. No.:

Type of Sample:
[X] Low Concentration
[] High Concentration

GRAB SAMPLE DATA:

		Depth Interval	Color	Description (Sand, Silt, Clay, Moisture, etc.)
Date:	7/17/2019	59-60	Gray Black/ Lime	M-F Sd ~~[illegible]~~
Time:	1240			
Method:	Grab			
Monitor Reading (ppm):	1059			

COMPOSITE SAMPLE DATA:

Date:	Time	Depth Interval	Color	Description (Sand, Silt, Clay, Moisture, etc.)
Method:				
Monitor Readings (Range in ppm):				

SAMPLE COLLECTION INFORMATION:

Analysis	Container Requirements	Collected	Other
V8260STD/%SOL	Three 40-mL vials + one 2-oz jar	X	
TOC (Walkey Black Method)	One 4-oz Jar	X	

OBSERVATIONS / NOTES:

MAP:
See Figure

Circle if Applicable:

MS/MSD	Duplicate ID No.:

Signature(s):

Tetra Tech, Inc.

SOIL & SEDIMENT SAMPLE LOG SHEET

Project Site Name: Launch Complex 34 (LC34)
Project No.: 112G08069

[] Surface Soil
[X] Subsurface Soil
[] Sediment
[] Other:
[] QA Sample Type:

Sample ID No.: LC34-SB0592-065.0 -20190717
Sample Location: DPT0645
Sampled By: C. Sorden, S. Anderson, M. Bennett
C.O.C. No.:

Type of Sample:
[X] Low Concentration
[] High Concentration

GRAB SAMPLE DATA:

	Depth Interval	Color	Description (Sand, Silt, Clay, Moisture, etc.)
Date: 7/17/2019 Time: 1250 Method: Grab Monitor Reading (ppm): 12-8	64-65	Gray/Bluy White	M-F Sd

COMPOSITE SAMPLE DATA:

Date:	Time	Depth Interval	Color	Description (Sand, Silt, Clay, Moisture, etc.)
Method:				
Monitor Readings (Range in ppm):				

SAMPLE COLLECTION INFORMATION:

Analysis	Container Requirements	Collected	Other
V8260STD/%SOL	Three 40-mL vials + one 2-oz jar	X	
TOC (Walkey Black Method)	One 4-oz Jar	X	

OBSERVATIONS / NOTES:

MAP:
See Figure

Circle if Applicable:

MS/MSD	Duplicate ID No.:

Signature(s):

Tetra Tech, Inc.

SOIL & SEDIMENT SAMPLE LOG SHEET

Project Site Name: Launch Complex 34 (LC34)
Project No.: 112G08069

[] Surface Soil
[X] Subsurface Soil
[] Sediment
[] Other:
[] QA Sample Type:

Sample ID No.: LC34-SB0592-073.0-20190717
Sample Location: DPT0645
Sampled By: C. Sorden, S. Anderson, M. Bennett
C.O.C. No.:

Type of Sample:
[X] Low Concentration
[] High Concentration

GRAB SAMPLE DATA:

	Depth Interval	Color	Description (Sand, Silt, Clay, Moisture, etc.)
Date: 7/17/2019 Time: 1255 Method: Grab Monitor Reading (ppm): 1064	72-73	Gr/Alk White	M-F Sd

COMPOSITE SAMPLE DATA:

Date:	Time	Depth Interval	Color	Description (Sand, Silt, Clay, Moisture, etc.)
Method:				
Monitor Readings (Range in ppm):				

SAMPLE COLLECTION INFORMATION:

Analysis	Container Requirements	Collected	Other
V8260STD/%SOL	Three 40-mL vials + one 2-oz jar	X	
TOC (Walkey Black Method)	One 4-oz Jar	X	

OBSERVATIONS / NOTES:

MAP:
See Figure

Circle if Applicable:

MS/MSD	Duplicate ID No.:

Signature(s):

Tetra Tech, Inc.

SOIL & SEDIMENT SAMPLE LOG SHEET

Project Site Name: Launch Complex 34 (LC34)
Project No.: 112G08069

[] Surface Soil
[X] Subsurface Soil
[] Sediment
[] Other:
[] QA Sample Type:

Sample ID No.: LC34-SB0592-075.0 -20190717
Sample Location: DPT0645
Sampled By: C. Sorden, S. Anderson, M. Bennett
C.O.C. No.:

Type of Sample:
[X] Low Concentration
[] High Concentration

GRAB SAMPLE DATA:

Date: 7/17/2019	Depth Interval	Color	Description (Sand, Silt, Clay, Moisture, etc.)
Time: 1300	74-75	Gy Green	Fine Sand / Silt / Soil
Method: Grab			
Monitor Reading (ppm) 71500			

COMPOSITE SAMPLE DATA:

Date:	Time	Depth Interval	Color	Description (Sand, Silt, Clay, Moisture, etc.)
Method:				
Monitor Readings				
(Range in ppm):				

SAMPLE COLLECTION INFORMATION:

Analysis	Container Requirements	Collected	Other
V8260STD/%SOL	Three 40-mL vials + one 2-oz jar	X	
TOC (Walkey Black Method)	One 4-oz Jar	X	

OBSERVATIONS / NOTES:

MAP:
See Figure

Circle if Applicable:

MS/MSD	Duplicate ID No.:

Signature(s):

Tetra Tech, Inc.

SOIL & SEDIMENT SAMPLE LOG SHEET

Project Site Name: Launch Complex 34 (LC34)
Project No.: 112G08069

[] Surface Soil
[X] Subsurface Soil
[] Sediment
[] Other:
[] QA Sample Type:

Sample ID No.: LC34-SB0592-079.0 -20190717
Sample Location: DPT0645
Sampled By: C. Sorden, S. Anderson, M. Bennett
C.O.C. No.:

Type of Sample:
[X] Low Concentration
[] High Concentration

GRAB SAMPLE DATA:

	Depth Interval	Color	Description (Sand, Silt, Clay, Moisture, etc.)
Date: 7/17/2019			
Time: 1315	78-79	Gr	SILT; Lv Sw Sed/Fresh
Method: Grab			
Monitor Reading (ppm): 71500			

COMPOSITE SAMPLE DATA:

Date:	Time	Depth Interval	Color	Description (Sand, Silt, Clay, Moisture, etc.)
Method:				
Monitor Readings (Range in ppm):				

SAMPLE COLLECTION INFORMATION:

Analysis	Container Requirements	Collected	Other
V8260STD/%SOL	Three 40-mL vials + one 2-oz jar	X	
TOC (Walkey Black Method)	One 4-oz Jar	X	

OBSERVATIONS / NOTES:

MAP:
See Figure

Circle if Applicable:

MS/MSD	Duplicate ID No.:

Signature(s):

Tetra Tech, Inc.

SOIL & SEDIMENT SAMPLE LOG SHEET

Project Site Name: Launch Complex 34 (LC34)
Project No.: 112G08069

Sample ID No.: LC34-SB0593-005.0 -20190717
Sample Location: DPT0679
Sampled By: C. Sorden, S. Anderson, M. Bennett
C.O.C. No.:

[] Surface Soil
[X] Subsurface Soil
[] Sediment
[] Other:
[] QA Sample Type:

Type of Sample:
[X] Low Concentration
[] High Concentration

GRAB SAMPLE DATA:

Date: 7/17/2019	Depth Interval	Color	Description (Sand, Silt, Clay, Moisture, etc.)
Time: 1640	4.0-5.0	Tan Brn	M-F Sands
Method: Grab			
Monitor Reading (ppm): NA			

COMPOSITE SAMPLE DATA:

Date:	Time	Depth Interval	Color	Description (Sand, Silt, Clay, Moisture, etc.)
Method:				
Monitor Readings				
(Range in ppm):				

SAMPLE COLLECTION INFORMATION:

Analysis	Container Requirements	Collected	Other
TOC (Walkey Black Method)	One 4-oz Jar	X	

OBSERVATIONS / NOTES:

MAP:
See Figure

Circle if Applicable:

MS/MSD	Duplicate ID No.:

Signature(s):

Tetra Tech, Inc.

SOIL & SEDIMENT SAMPLE LOG SHEET

Project Site Name: Launch Complex 34 (LC34)
Project No.: 112G08069

[] Surface Soil
[X] Subsurface Soil
[] Sediment
[] Other:
[] QA Sample Type:

Sample ID No.: LC34-SB0593-016.0 -20190717
Sample Location: DPT0679
Sampled By: C. Sorden, S. Anderson, M. Bennett
C.O.C. No.:

Type of Sample:
[X] Low Concentration
[] High Concentration

GRAB SAMPLE DATA:

Date: 7/17/2019	Depth Interval	Color	Description (Sand, Silt, Clay, Moisture, etc.)
Time: 1650	15-16	Gry	M-F sand/silt
Method: Grab			
Monitor Reading (ppm): 0.4			

COMPOSITE SAMPLE DATA:

Date:	Time	Depth Interval	Color	Description (Sand, Silt, Clay, Moisture, etc.)
Method:				
Monitor Readings				
(Range in ppm):				

SAMPLE COLLECTION INFORMATION:

Analysis	Container Requirements	Collected	Other
TOC (Walkey Black Method)	One 4-oz Jar	X	

OBSERVATIONS / NOTES:

MAP:
See Figure

Circle if Applicable:

MS/MSD	Duplicate ID No.:

Signature(s):

Tetra Tech, Inc.

SOIL & SEDIMENT SAMPLE LOG SHEET

Project Site Name: Launch Complex 34 (LC34)
Project No.: 112G08069

[] Surface Soil
[X] Subsurface Soil
[] Sediment
[] Other:
[] QA Sample Type:

Sample ID No.: LC34-SB0593-034.0-20190717
Sample Location: DPT0679
Sampled By: C. Sorden, S. Anderson, M. Bennett
C.O.C. No.:

Type of Sample:
[X] Low Concentration
[] High Concentration

GRAB SAMPLE DATA:

		Depth Interval	Color	Description (Sand, Silt, Clay, Moisture, etc.)
Date:	7/17/2019	33-34	Gy	Sd - f w f w/ Sd
Time:	1700			
Method:	Grab			
Monitor Reading (ppm):	17.3			

COMPOSITE SAMPLE DATA:

Date:	Time	Depth Interval	Color	Description (Sand, Silt, Clay, Moisture, etc.)
Method:				
Monitor Readings				
(Range in ppm):				

SAMPLE COLLECTION INFORMATION:

Analysis	Container Requirements	Collected	Other
TOC (Walkey Black Method)	One 4-oz Jar	X	

OBSERVATIONS / NOTES:

MAP:

See Figure

Circle if Applicable:

MS/MSD	Duplicate ID No.:

Signature(s):

Tetra Tech, Inc.

SOIL & SEDIMENT SAMPLE LOG SHEET

Project Site Name: Launch Complex 34 (LC34)
Project No.: 112G08069

Sample ID No.: LC34-SB0593-041.0-20190717
Sample Location: DPT0679
Sampled By: C. Sorden, S. Anderson, M. Bennett
C.O.C. No.:

[] Surface Soil
[X] Subsurface Soil
[] Sediment
[] Other:
[] QA Sample Type:

Type of Sample:
[X] Low Concentration
[] High Concentration

GRAB SAMPLE DATA:

Date: 7/17/2019	Depth Interval	Color	Description (Sand, Silt, Clay, Moisture, etc.)
Time: 1710	40-41	Gy	M-F Sd w/ Silt
Method: Grab			
Monitor Reading (ppm): 0.6			

COMPOSITE SAMPLE DATA:

Date:	Time	Depth Interval	Color	Description (Sand, Silt, Clay, Moisture, etc.)
Method:				
Monitor Readings				
(Range in ppm):				

SAMPLE COLLECTION INFORMATION:

Analysis	Container Requirements	Collected	Other
TOC (Walkey Black Method)	One 4-oz Jar	X	

OBSERVATIONS / NOTES:

MAP:
See Figure

Circle if Applicable:

MS/MSD	Duplicate ID No.:

Signature(s):

Tetra Tech, Inc.

SOIL & SEDIMENT SAMPLE LOG SHEET

Project Site Name: Launch Complex 34 (LC34)
Project No.: 112G08069

[] Surface Soil
[X] Subsurface Soil
[] Sediment
[] Other:
[] QA Sample Type:

Sample ID No.: LC34-SB0593-0430-20190717
Sample Location: DPT0679
Sampled By: C. Sorden, S. Anderson, M. Bennett
C.O.C. No.:

Type of Sample:
[X] Low Concentration
[] High Concentration

GRAB SAMPLE DATA:

Date: 7/17/2019	Depth Interval	Color	Description (Sand, Silt, Clay, Moisture, etc.)
Time: 1720	42-43	Gray	fine Sand w/ silt
Method: Grab			
Monitor Reading (ppm): 6.1			

COMPOSITE SAMPLE DATA:

Date:	Time	Depth Interval	Color	Description (Sand, Silt, Clay, Moisture, etc.)
Method:				
Monitor Readings				
(Range in ppm):				

SAMPLE COLLECTION INFORMATION:

Analysis	Container Requirements	Collected	Other
TOC (Walkey Black Method)	One 4-oz Jar	X	

OBSERVATIONS / NOTES:

MAP:
See Figure

Circle if Applicable:

MS/MSD	Duplicate ID No.:

Signature(s):

Tetra Tech, Inc.

SOIL & SEDIMENT SAMPLE LOG SHEET

Project Site Name: Launch Complex 34 (LC34)
Project No.: 112G08069

[] Surface Soil
[X] Subsurface Soil
[] Sediment
[] Other:
[] QA Sample Type:

Sample ID No.: LC34-SB0593-048.0-20190717
Sample Location: DPT0679
Sampled By: C. Sorden, S. Anderson, M. Bennett
C.O.C. No.:

Type of Sample:
[X] Low Concentration
[] High Concentration

GRAB SAMPLE DATA:

Date: 7/17/2019	Depth Interval	Color	Description (Sand, Silt, Clay, Moisture, etc.)
Time: 1725	47-48	~~Cg~~ 47-48	Sandy Silty Clayey Soil
Method: Grab			
Monitor Reading (ppm): 5.9			

COMPOSITE SAMPLE DATA:

Date:	Time	Depth Interval	Color	Description (Sand, Silt, Clay, Moisture, etc.)
Method:				
Monitor Readings				
(Range in ppm):				

SAMPLE COLLECTION INFORMATION:

Analysis	Container Requirements	Collected	Other
TOC (Walkey Black Method)	One 4-oz Jar	X	

OBSERVATIONS / NOTES:

MAP:
See Figure

Circle if Applicable:

MS/MSD	Duplicate ID No.:

Signature(s):

Tetra Tech, Inc.

SOIL & SEDIMENT SAMPLE LOG SHEET

Project Site Name: Launch Complex 34 (LC34)
Project No.: 112G08069

[] Surface Soil
[X] Subsurface Soil
[] Sediment
[] Other:
[] QA Sample Type:

Sample ID No.: LC34-SB0593- 052.0 -20190717
Sample Location: DPT0679
Sampled By: C. Sorden, S. Anderson, M. Bennett
C.O.C. No.:

Type of Sample:
[X] Low Concentration
[] High Concentration

GRAB SAMPLE DATA:

		Depth Interval	Color	Description (Sand, Silt, Clay, Moisture, etc.)
Date:	7/17/2019			
Time:	1730			SAND-F w/ silt ; Facesell
Method:	Grab			
Monitor Reading (ppm):	0.1			

COMPOSITE SAMPLE DATA:

Date:	Time	Depth Interval	Color	Description (Sand, Silt, Clay, Moisture, etc.)
Method:				
Monitor Readings (Range in ppm):				

SAMPLE COLLECTION INFORMATION:

Analysis	Container Requirements	Collected	Other
TOC (Walkey Black Method)	One 4-oz Jar	X	

OBSERVATIONS / NOTES:

MAP:
See Figure

Circle if Applicable:

MS/MSD	Duplicate ID No.:

Signature(s):

Tetra Tech, Inc.

SOIL & SEDIMENT SAMPLE LOG SHEET

Project Site Name: Launch Complex 34 (LC34)
Project No.: 112G08069

[] Surface Soil
[X] Subsurface Soil
[] Sediment
[] Other:
[] QA Sample Type:

Sample ID No.: LC34-SB0593-0540-20190717
Sample Location: DPT0679
Sampled By: C. Sorden, S. Anderson, M. Bennett
C.O.C. No.:

Type of Sample:
[X] Low Concentration
[] High Concentration

GRAB SAMPLE DATA:

Date: 7/17/2019	Depth Interval	Color	Description (Sand, Silt, Clay, Moisture, etc.)
Time: 1735	53-54	Gy/ Brn	M-F Sand w/ Silt
Method: Grab			
Monitor Reading (ppm): 1.9			

COMPOSITE SAMPLE DATA:

Date:	Time	Depth Interval	Color	Description (Sand, Silt, Clay, Moisture, etc.)
Method:				
Monitor Readings				
(Range in ppm):				

SAMPLE COLLECTION INFORMATION:

Analysis	Container Requirements	Collected	Other
TOC (Walkey Black Method)	One 4-oz Jar	X	

OBSERVATIONS / NOTES:

MAP:
See Figure

Circle if Applicable:

MS/MSD	Duplicate ID No.:

Signature(s):

Tetra Tech, Inc.

SOIL & SEDIMENT SAMPLE LOG SHEET

Project Site Name: Launch Complex 34 (LC34)
Project No.: 112G08069

[] Surface Soil
[X] Subsurface Soil
[] Sediment
[] Other:
[] QA Sample Type:

Sample ID No.: LC34-SB0593-057.0 -20190717
Sample Location: DPT0679
Sampled By: C. Sorden, S. Anderson, M. Bennett
C.O.C. No.:

Type of Sample:
[X] Low Concentration
[] High Concentration

GRAB SAMPLE DATA:

		Depth Interval	Color	Description (Sand, Silt, Clay, Moisture, etc.)
Date:	7/17/2019	56-57	Gy Green	SAND- F-M w/ Soil
Time:	1740			
Method:	Grab			
Monitor Reading (ppm):	1.6			

COMPOSITE SAMPLE DATA:

Date:	Time	Depth Interval	Color	Description (Sand, Silt, Clay, Moisture, etc.)
Method:				
Monitor Readings (Range in ppm):				

SAMPLE COLLECTION INFORMATION:

Analysis	Container Requirements	Collected	Other
TOC (Walkey Black Method)	One 4-oz Jar	X	

OBSERVATIONS / NOTES:

MAP:
See Figure

Circle if Applicable:

MS/MSD	Duplicate ID No.:

Signature(s):

Tetra Tech, Inc.

SOIL & SEDIMENT SAMPLE LOG SHEET

Project Site Name: Launch Complex 34 (LC34)
Project No.: 112G08069

[] Surface Soil
[X] Subsurface Soil
[] Sediment
[] Other:
[] QA Sample Type:

Sample ID No.: LC34-SB0593-0S9.U -20190717
Sample Location: DPT0679
Sampled By: C. Sorden, S. Anderson, M. Bennett
C.O.C. No.:

Type of Sample:
[X] Low Concentration
[] High Concentration

GRAB SAMPLE DATA:

Date: 7/17/2019	Depth Interval	Color	Description (Sand, Silt, Clay, Moisture, etc.)
Time: 1745	58-54	Grey/ Green	M-F Sand/ Silt
Method: Grab			
Monitor Reading (ppm): 1.4			

COMPOSITE SAMPLE DATA:

Date:	Time	Depth Interval	Color	Description (Sand, Silt, Clay, Moisture, etc.)
Method:				
Monitor Readings				
(Range in ppm):				

SAMPLE COLLECTION INFORMATION:

Analysis	Container Requirements	Collected	Other
TOC (Walkey Black Method)	One 4-oz Jar	X	
V8260STD/%SOL	Three 40-mL vials + one 2-oz jar	X	

OBSERVATIONS / NOTES:

MAP:
See Figure

Circle if Applicable:

MS/MSD	Duplicate ID No.:

Signature(s):

Tetra Tech, Inc.

SOIL & SEDIMENT SAMPLE LOG SHEET

Project Site Name: Launch Complex 34 (LC34)
Project No.: 112G08069

[] Surface Soil
[X] Subsurface Soil
[] Sediment
[] Other:
[] QA Sample Type:

Sample ID No.: LC34-SB0593-0610-20190717
Sample Location: DPT0679
Sampled By: C. Sorden, S. Anderson, M. Bennett
C.O.C. No.:

Type of Sample:
[X] Low Concentration
[] High Concentration

GRAB SAMPLE DATA:

Date: 7/17/2019	Depth Interval	Color	Description (Sand, Silt, Clay, Moisture, etc.)
Time: 1750	6061	Gry/Brn Lmc	M-F Snd
Method: Grab			
Monitor Reading (ppm): 0.2			

COMPOSITE SAMPLE DATA:

Date:	Time	Depth Interval	Color	Description (Sand, Silt, Clay, Moisture, etc.)
Method:				
Monitor Readings				
(Range in ppm):				

SAMPLE COLLECTION INFORMATION:

Analysis	Container Requirements	Collected	Other
TOC (Walkey Black Method)	One 4-oz Jar	X	
V8260STD/%SOL	Three 40-mL vials + one 2-oz jar	X	

OBSERVATIONS / NOTES:

MAP:
See Figure

Circle if Applicable:

MS/MSD	Duplicate ID No.:

Signature(s):

Tetra Tech, Inc.

SOIL & SEDIMENT SAMPLE LOG SHEET

Project Site Name: Launch Complex 34 (LC34)
Project No.: 112G08069

[] Surface Soil
[X] Subsurface Soil
[] Sediment
[] Other:
[] QA Sample Type:

Sample ID No.: LC34-SB0593-067.0 -20190717
Sample Location: DPT0679
Sampled By: C. Sorden, S. Anderson, M. Bennett
C.O.C. No.:

Type of Sample:
[X] Low Concentration
[] High Concentration

GRAB SAMPLE DATA:

	Depth Interval	Color	Description (Sand, Silt, Clay, Moisture, etc.)
Date: 7/17/2019			
Time: 1755	66-67	Gryl Black White	M-F Sand
Method: Grab			
Monitor Reading (ppm): 6.6			

COMPOSITE SAMPLE DATA:

Date:	Time	Depth Interval	Color	Description (Sand, Silt, Clay, Moisture, etc.)
Method:				
Monitor Readings (Range in ppm):				

SAMPLE COLLECTION INFORMATION:

Analysis	Container Requirements	Collected	Other
TOC (Walkey Black Method)	One 4-oz Jar	X	
V8260STD/%SOL	Three 40-mL vials + one 2-oz jar	X	

OBSERVATIONS / NOTES:

MAP:
See Figure

Circle if Applicable:

MS/MSD	Duplicate ID No.:

Signature(s):

Tetra Tech, Inc.

SOIL & SEDIMENT SAMPLE LOG SHEET

Project Site Name: Launch Complex 34 (LC34)
Project No.: 112G08069

[] Surface Soil
[X] Subsurface Soil
[] Sediment
[] Other:
[] QA Sample Type:

Sample ID No.: LC34-SB0593-073.0 -20190717
Sample Location: DPT0679
Sampled By: C. Sorden, S. Anderson, M. Bennett
C.O.C. No.:

Type of Sample:
[X] Low Concentration
[] High Concentration

GRAB SAMPLE DATA:

	Depth Interval	Color	Description (Sand, Silt, Clay, Moisture, etc.)
Date: 7/17/2019 Time: 1800 Method: Grab Monitor Reading (ppm): 1.2	72-73	Gy/Blk white	M-F Sd; L [illegible] Sed

COMPOSITE SAMPLE DATA:

Date:	Time	Depth Interval	Color	Description (Sand, Silt, Clay, Moisture, etc.)
Method:				
Monitor Readings (Range in ppm):				

SAMPLE COLLECTION INFORMATION:

Analysis	Container Requirements	Collected	Other
TOC (Walkey Black Method)	One 4-oz Jar	X	
V8260STD/%SOL	Three 40-mL vials + one 2-oz jar	X	

OBSERVATIONS / NOTES:

MAP:
See Figure

Circle if Applicable:

MS/MSD	Duplicate ID No.:

Signature(s):

Tetra Tech, Inc.

SOIL & SEDIMENT SAMPLE LOG SHEET

Project Site Name: Launch Complex 34 (LC34)
Project No.: 112G08069

[] Surface Soil
[X] Subsurface Soil
[] Sediment
[] Other:
[] QA Sample Type:

Sample ID No.: LC34-SB0593-075.0 -20190717
Sample Location: DPT0679
Sampled By: C. Sorden, S. Anderson, M. Bennett
C.O.C. No.:

Type of Sample:
[X] Low Concentration
[] High Concentration

GRAB SAMPLE DATA:

Date: 7/17/2019	Depth Interval	Color	Description (Sand, Silt, Clay, Moisture, etc.)
Time: 1805	74-75	Gry/Blk White	M-F Sd L-Some Shell
Method: Grab			
Monitor Reading (ppm): 14.5			

COMPOSITE SAMPLE DATA:

Date:	Time	Depth Interval	Color	Description (Sand, Silt, Clay, Moisture, etc.)
Method:				
Monitor Readings				
(Range in ppm):				

SAMPLE COLLECTION INFORMATION:

Analysis	Container Requirements	Collected	Other
TOC (Walkey Black Method)	One 4-oz Jar	X	
V8260STD/%SOL	Three 40-mL vials + one 2-oz jar	X	

OBSERVATIONS / NOTES:

MAP:
See Figure

Circle if Applicable:

MS/MSD	Duplicate ID No.:

Signature(s):

Tetra Tech, Inc.

SOIL & SEDIMENT SAMPLE LOG SHEET

Project Site Name: Launch Complex 34 (LC34)
Project No.: 112G08069

[] Surface Soil
[X] Subsurface Soil
[] Sediment
[] Other:
[] QA Sample Type:

Sample ID No.: LC34-SB0593-080-0 -20190717
Sample Location: DPT0679
Sampled By: C. Sorden, S. Anderson, M. Bennett
C.O.C. No.:

Type of Sample:
[X] Low Concentration
[] High Concentration

GRAB SAMPLE DATA:

Date: 7/17/2019	Depth Interval	Color	Description (Sand, Silt, Clay, Moisture, etc.)
Time: 1810	79-80	Green Light	Sand-fine w/ Silt / Shell
Method: Grab			
Monitor Reading (ppm): 28.1			

COMPOSITE SAMPLE DATA:

Date:	Time	Depth Interval	Color	Description (Sand, Silt, Clay, Moisture, etc.)
Method:				
Monitor Readings				
(Range in ppm):				

SAMPLE COLLECTION INFORMATION:

Analysis	Container Requirements	Collected	Other
TOC (Walkey Black Method)	One 4-oz Jar	X	
V8260STD/%SOL	Three 40-mL vials + one 2-oz jar	X	

OBSERVATIONS / NOTES:

MAP:
See Figure

Circle if Applicable:

MS/MSD	Duplicate ID No.:

Signature(s):

08/21/19 LC34 112G08069

Personnel : Chuck Sordon (CS) Geologist TH
Sue Rogers (SR) P.G. TH

Weather : Sunny, 78°F

PPE : Level D

Objectives : Complete D2 Well Sampling

0715 CS on site; Gathering Equipment/Supplies; Calibrating
0800 SR on site
0915 Purging LC34-IW0166
1020 Purging Complete
1025 Sample collected LC34-IW0166-090.5-20190821 V8260SL
1040 Purging LC34-IW0167
1115 Purging Complete
1120 Sample Collected LC34-IW0167-090.5-20190821 V8260SL
1135 Purging IW0160
1207 Purging Complete
1210 Sample Collected LC34-IW0160-110.0-20190821 V8260STD
1225 Purging LC34-IW0161
1245 Purging Complete
1250 Sample Collected LC34-IW0161-~~0110~~ 110.0-20190821 V8260STD
1300 Purging LC34-IW0162
1320 Purging Complete
1325 Sample Collected LC34-IW0162-110.0-20190821 V8260STD
1335 Purging LC34-IW0163
1350 Purging Complete
1355 Sample Collected LC34-IW0163-110.0-20190821 V8260STD
1410 Purging LC34-IW0164
1425 Purging Complete
1430 Sample collected LC34-IW0164-110.0-20190821 V8260STD
1450 Purging LC34-IW0165
1505 Purging Complete
1510 Sample Collected LC34-IW0165-110.0-20190821 V8260STD
1520 SR off site
1615 CS off site

Scale: 1 square =

SITE NAME: Launch Complex 34 (LC34)	SITE LOCATION: Cape Canaveral Air Force Station (CCAFS), Florida	
LOCATION ID: LC34-IW0160	SAMPLE ID: LC34-IW0160-0110.0-201908 2 L Sample depth (ddd.d)=[bottom of screen (feet bls)-Top depth] x 0.5-bottom of screen (feet bls)	DATE: 8/21/19

PURGING DATA

STATIC DEPTH TO WATER (feet btoc): 9.07	CASING HEIGHT (feet als): NA	STATIC DEPTH TO WATER (feet bls) = DTW (btoc) - Casing Height (feet als):	WELL SCREEN INTERVAL DEPTH (feet bls): 105 to 115

WELL DIAMETER (inches): 1	TUBING DIAMETER (inches): 3/16	PURGE PUMP TYPE OR BAILER: Peristaltic Pump	TOP DEPTH = top of screen or depth to water which ever is greatest (feet bls): 105	BOTTOM DEPTH (feet bls): 115

WELL VOLUME PURGE: **1 WELL VOLUME** = (TOTAL WELL DEPTH – STATIC DEPTH TO WATER) X WELL CAPACITY
(only fill out if applicable)
_____ Liters

EQUIPMENT VOLUME PURGE: **1 EQUIPMENT VOL.** = PUMP VOLUME + (TUBING CAPACITY X TUBING LENGTH) + FLOW CELL VOLUME
(only fill out if applicable)
1.1 Liters (0.005 x 725) = 1.1

INITIAL PUMP OR TUBING DEPTH IN WELL (feet): 110.0	FINAL PUMP OR TUBING DEPTH IN WELL (feet): 110.0	PURGING INITIATED AT: 1135	PURGING ENDED AT: 1207	TOTAL VOLUME PURGED (Liters): 7.4

TIME	VOLUME PURGED (Liters)	CUMUL. VOLUME PURGED (Liters)	PURGE RATE (mlpm)	DEPTH TO WATER (feet)	pH (standard units)	TEMP. (°C)	COND. (µS/cm)	DISSOLVED OXYGEN (mg/L)	TURBIDITY (NTUs)	ORP (mV)	COLOR (describe)
1145	2.5	2.5	250	9.19	9.00	27.03	1952	0.76	65.0	-72.5	clay
1155	2.5	5.0	250	9.19	8.95	26.82	2115	0.59	25.22	-61.7	clear
1200	~~0.5~~ 1.0	5.4 6.0	200	9.17	8.97	27.18	2135	0.55	15.44	-75.0	clear
1202	0.4	6.4	200	9.17	8.98	27.27	2158	0.56	28.52	-79.0	clear
1205	0.6	7.0	200	9.17	8.99	27.30	2162	0.57	9.96	-82.5	clear
1207	0.4	7.4	200	9.17	8.97	27.26	2164	0.59	7.12	-77.2	clear
1210	Sample Collection										

WELL CAPACITY (Liters Per Foot): **0.75"** = 0.076; **1"** = 0.15; **1.25"** = 0.23; **2"** = 0.61; **3"** = 1.40; **4"** = 2.46; **5"** = 3.86; **6"** = 5.57; **12"** = 22.26
TUBING INSIDE DIA. CAPACITY (Liters/Ft.): **1/8"** = 0.002; **3/16"** = 0.005; **1/4"** = 0.0098; **5/16"** = 0.015; **3/8"** = 0.023; **1/2"** = 0.038; **5/8"** = 0.06

SAMPLING DATA

SAMPLED BY (PRINT) / AFFILIATION: Charles Sauder / Tt	SAMPLER(S) SIGNATURES:	SAMPLING INITIATED AT: 1210	SAMPLING ENDED AT: 1215
PUMP OR TUBING DEPTH IN WELL (feet):	SAMPLE PUMP FLOW RATE (mL per minute): 250	TUBING MATERIAL CODE: Teflon	
FIELD DECONTAMINATION: (Y) N	FIELD-FILTERED: Y (N) FILTER SIZE: ____ µm Filtration Equipment Type:	DUPLICATE: Y (N)	

SAMPLE CONTAINER SPECIFICATION				SAMPLE PRESERVATION			INTENDED ANALYSIS AND/OR METHOD	SAMPLING EQUIPMENT CODE
SAMPLE ID CODE	# CONTAINERS	MATERIAL CODE	VOLUME	PRESERVATIVE USED	TOTAL VOL ADDED IN FIELD (mL)	FINAL pH		
1	3	CG	40 ml	HCl	None	<2	SW-846 8260B	APP

REMARKS:

MATERIAL CODES: **AG** = Amber Glass; **CG** = Clear Glass; **PE** = Polyethylene; **PP** = Polypropylene; **S** = Silicone; **T** = Teflon; **O** = Other (Specify)

SAMPLING/PURGING EQUIPMENT CODES: **APP** = After Peristaltic Pump; **B** = Bailer; **BP** = Bladder Pump; **ESP** = Electric Submersible Pump; **PP** = Peristaltic Pump; **RFPP** = Reverse Flow Peristaltic Pump; **SM** = Straw Method (Tubing Gravity Drain); **VT** = Vacuum Trap; **O** = Other (Specify)

SITE NAME: Launch Complex 34 (LC34)	SITE LOCATION: Cape Canaveral Air Force Station (CCAFS), Florida

LOCATION ID: LC34-IW0161	SAMPLE ID: LC34-IW0161 ~~0110~~ 110.0 -201908 2 L Sample depth (ddd.d)=[bottom of screen (feet bls)-Top depth] x 0.5-bottom of screen (feet bls)	DATE: 08/21/15

PURGING DATA

STATIC DEPTH TO WATER (feet btoc): 6.72	CASING HEIGHT (feet als):	STATIC DEPTH TO WATER (feet bls) = DTW (btoc) - Casing Height (feet als):	WELL SCREEN INTERVAL DEPTH (feet bls): 105 to 115

WELL DIAMETER (inches): 1	TUBING DIAMETER (inches): 3/16	PURGE PUMP TYPE OR BAILER: Peristaltic Pump	TOP DEPTH = top of screen or depth to water which ever is greatest (feet bls): 105	BOTTOM DEPTH (feet bls): 115

WELL VOLUME PURGE: 1 WELL VOLUME = (TOTAL WELL DEPTH – STATIC DEPTH TO WATER) X WELL CAPACITY
(only fill out if applicable)
_____ Liters

EQUIPMENT VOLUME PURGE: 1 EQUIPMENT VOL. = PUMP VOLUME + (TUBING CAPACITY X TUBING LENGTH) + FLOW CELL VOLUME
(only fill out if applicable)
1.1 Liters (0.005 x 125.0) + 0.475 = 1.1

INITIAL PUMP OR TUBING DEPTH IN WELL (feet): 110.0	FINAL PUMP OR TUBING DEPTH IN WELL (feet): 110.6	PURGING INITIATED AT: 1225	PURGING ENDED AT: 1245	TOTAL VOLUME PURGED (Liters): 4.0

TIME	VOLUME PURGED (Liters)	CUMUL. VOLUME PURGED (Liters)	PURGE RATE (mlpm)	DEPTH TO WATER (feet)	pH (standard units)	TEMP. (°C)	COND. (µS/cm)	DISSOLVED OXYGEN (mg/L)	TURBIDITY (NTUs)	ORP (mV)	COLOR (describe)
1240	~~3.0~~ 3.0	~~5.0~~ 3.0	200	6.82	8.93	27.58	2044	0.53	9.55	-125.3	Clear
1242	0.4	3.4	200	6.82	8.93	27.50	2067	0.50	6.65	-124.3	clear
1245	0.6	4.0	200	6.82	8.93	27.46	2084	0.48	4.88	-132.8	Clear
1250	Sample	Collected									

WELL CAPACITY (Liters Per Foot): **0.75"** = 0.076; **1"** = 0.15; **1.25"** = 0.23; **2"** = 0.61; **3"** = 1.40; **4"** = 2.46; **5"** = 3.86; **6"** = 5.57; **12"** = 22.26
TUBING INSIDE DIA. CAPACITY (Liters/Ft.): **1/8"** = 0.002; **3/16"** = 0.005; **1/4"** = 0.0098; **5/16"** = 0.015; **3/8"** = 0.023; **1/2"** = 0.038; **5/8"** = 0.06

SAMPLING DATA

SAMPLED BY (PRINT) / AFFILIATION: Charles Sanders / IT	SAMPLER(S) SIGNATURES: [signature]	SAMPLING INITIATED AT: 1250	SAMPLING ENDED AT: 1255
PUMP OR TUBING DEPTH IN WELL (feet): 110.0	SAMPLE PUMP: FLOW RATE (mL per minute): 200	TUBING MATERIAL CODE: Teflon	
FIELD DECONTAMINATION: (Y) N	FIELD-FILTERED: Y (N) FILTER SIZE: ____ µm Filtration Equipment Type: _____	DUPLICATE: Y (N)	

SAMPLE CONTAINER SPECIFICATION				SAMPLE PRESERVATION			INTENDED ANALYSIS AND/OR METHOD	SAMPLING EQUIPMENT CODE
SAMPLE ID CODE	# CONTAINERS	MATERIAL CODE	VOLUME	PRESERVATIVE USED	TOTAL VOL ADDED IN FIELD (mL)	FINAL pH		
1	3	CG	40 ml	HCl	None	<2	SW-846 8260B	APP

REMARKS:

MATERIAL CODES: **AG** = Amber Glass; **CG** = Clear Glass; **PE** = Polyethylene; **PP** = Polypropylene; **S** = Silicone; **T** = Teflon; **O** = Other (Specify)

SAMPLING/PURGING EQUIPMENT CODES: **APP** = After Peristaltic Pump; **B** = Bailer; **BP** = Bladder Pump; **ESP** = Electric Submersible Pump; **PP** = Peristaltic Pump; **RFPP** = Reverse Flow Peristaltic Pump; **SM** = Straw Method (Tubing Gravity Drain); **VT** = Vacuum Trap; **O** = Other (Specify)

Initially Turbid

SITE NAME: Launch Complex 34 (LC34)		SITE LOCATION: Cape Canaveral Air Force Station (CCAFS), Florida	
LOCATION ID: LC34-IW0162	SAMPLE ID: LC34-IW0162-110.0 -201908 2 F Sample depth (ddd.d)=[bottom of screen (feet bls)-Top depth] x 0.5-bottom of screen (feet bls)		DATE: 08/21/19

PURGING DATA

STATIC DEPTH TO WATER (feet btoc): 6.54	CASING HEIGHT (feet als): N/A	STATIC DEPTH TO WATER (feet bls) = DTW (btoc) - Casing Height (feet als):	WELL SCREEN INTERVAL DEPTH (feet bls): 105 to 115	
WELL DIAMETER (inches): 1	TUBING DIAMETER (inches): 3/16	PURGE PUMP TYPE OR BAILER: Peristaltic Pump	TOP DEPTH = top of screen or depth to water which ever is greatest (feet bls): 105	BOTTOM DEPTH (feet bls): 115

WELL VOLUME PURGE: **1 WELL VOLUME** = (TOTAL WELL DEPTH – STATIC DEPTH TO WATER) X WELL CAPACITY
(only fill out if applicable)
_____ Liters

EQUIPMENT VOLUME PURGE: **1 EQUIPMENT VOL.** = PUMP VOLUME + (TUBING CAPACITY X TUBING LENGTH) + FLOW CELL VOLUME
(only fill out if applicable)
1.1 Liters (0.005x125)+0.475=1.1

INITIAL PUMP OR TUBING DEPTH IN WELL (feet): 110	FINAL PUMP OR TUBING DEPTH IN WELL (feet): 110	PURGING INITIATED AT: 1300	PURGING ENDED AT: 1320	TOTAL VOLUME PURGED (Liters): 4.0

TIME	VOLUME PURGED (Liters)	CUMUL. VOLUME PURGED (Liters)	PURGE RATE (ml/pm)	DEPTH TO WATER (feet)	pH (standard units)	TEMP. (°C)	COND. (µS/cm)	DISSOLVED OXYGEN (mg/L)	TURBIDITY (NTUs)	ORP (mV)	COLOR (describe)
1315	3.0	3.0	200	6.67	8.99	26.72	1818	0.70	8.80	-102.5	clear
1317	0.4	3.4	200	6.67	8.95	26.69	1829	0.69	6.56	-96.6	clear
1320	0.6	4.0	200	6.67	9.00	26.64	1860	0.65	7.03	-106.1	clear
1325	Sample collected										

WELL CAPACITY (Liters Per Foot): **0.75"** = 0.076; **1"** = 0.15; **1.25"** = 0.23; **2"** = 0.61; **3"** = 1.40; **4"** = 2.46; **5"** = 3.86; **6"** = 5.57; **12"** = 22.26
TUBING INSIDE DIA. CAPACITY (Liters/Ft.): **1/8"** = 0.002; **3/16"** = 0.005; **1/4"** = 0.0098; **5/16"** = 0.015; **3/8"** = 0.023; **1/2"** = 0.038; **5/8"** = 0.06

SAMPLING DATA

SAMPLED BY (PRINT) / AFFILIATION: Charles Sendra / TY	SAMPLER(S) SIGNATURES:	SAMPLING INITIATED AT: 1325	SAMPLING ENDED AT: 1330
PUMP OR TUBING DEPTH IN WELL (feet): 110	SAMPLE PUMP: FLOW RATE (mL per minute): 200	TUBING MATERIAL CODE: Teflon	
FIELD DECONTAMINATION: (Y) N	FIELD-FILTERED: Y (N) FILTER SIZE: ____ µm Filtration Equipment Type: _____	DUPLICATE: Y (N)	

SAMPLE CONTAINER SPECIFICATION				SAMPLE PRESERVATION				
SAMPLE ID CODE	# CONTAINERS	MATERIAL CODE	VOLUME	PRESERVATIVE USED	TOTAL VOL ADDED IN FIELD (mL)	FINAL pH	INTENDED ANALYSIS AND/OR METHOD	SAMPLING EQUIPMENT CODE
1	3	CG	40 ml	HCl	None	<2	SW-846 8260B	APP

REMARKS:

MATERIAL CODES: **AG** = Amber Glass; **CG** = Clear Glass; **PE** = Polyethylene; **PP** = Polypropylene; **S** = Silicone; **T** = Teflon; **O** = Other (Specify)

SAMPLING/PURGING EQUIPMENT CODES: **APP** = After Peristaltic Pump; **B** = Bailer; **BP** = Bladder Pump; **ESP** = Electric Submersible Pump; **PP** = Peristaltic Pump; **RFPP** = Reverse Flow Peristaltic Pump; **SM** = Straw Method (Tubing Gravity Drain); **VT** = Vacuum Trap; **O** = Other (Specify)

SITE NAME: Launch Complex 34 (LC34)	SITE LOCATION: Cape Canaveral Air Force Station (CCAFS), Florida	
LOCATION ID: LC34-IW0163	SAMPLE ID: LC34-IW0163-~~18~~ 110.0 -201908 2 1 Sample depth (ddd.d)=[bottom of screen (feet bls)-Top depth] x 0.5-bottom of screen (feet bls)	DATE: 08/21/19

PURGING DATA

STATIC DEPTH TO WATER (feet btoc): 6.79	CASING HEIGHT (feet als): NA	STATIC DEPTH TO WATER (feet bls) = DTW (btoc) - Casing Height (feet als): NA	WELL SCREEN INTERVAL DEPTH (feet bls): 105 to 115	
WELL DIAMETER (inches): 1	TUBING DIAMETER (inches): 3/16	PURGE PUMP TYPE OR BAILER: Peristaltic Pump	TOP DEPTH = top of screen or depth to water which ever is greatest (feet bls): 105	BOTTOM DEPTH (feet bls): 115

WELL VOLUME PURGE: 1 WELL VOLUME = (TOTAL WELL DEPTH – STATIC DEPTH TO WATER) X WELL CAPACITY
(only fill out if applicable) _____ Liters

EQUIPMENT VOLUME PURGE: 1 EQUIPMENT VOL. = PUMP VOLUME + (TUBING CAPACITY X TUBING LENGTH) + FLOW CELL VOLUME
(only fill out if applicable) 1.1 Liters (0.005 X 125) + 0.475 = 1.1

INITIAL PUMP OR TUBING DEPTH IN WELL (feet): 110	FINAL PUMP OR TUBING DEPTH IN WELL (feet): 110	PURGING INITIATED AT: 1335	PURGING ENDED AT:	TOTAL VOLUME PURGED (Liters):

TIME	VOLUME PURGED (Liters)	CUMUL. VOLUME PURGED (Liters)	PURGE RATE (mlpm)	DEPTH TO WATER (feet)	pH (standard units)	TEMP. (°C)	COND. (µS/cm)	DISSOLVED OXYGEN (mg/L)	TURBIDITY (NTUs)	ORP (mV)	COLOR (describe)
1345	2.5	2.5	250	6.88	8.94	26.39	2474	0.53	6.40	-174.5	clear
1347	0.5	3.0	250	6.88	8.95	26.35	2506	0.43	4.60	-174.1	clear
1350	0.75	3.75	250	6.88	8.95	26.38	2513	0.40	3.09	-173.2	clear
1355	Sample Collected										

WELL CAPACITY (Liters Per Foot): **0.75"** = 0.076; **1"** = 0.15; **1.25"** = 0.23; **2"** = 0.61; **3"** = 1.40; **4"** = 2.46; **5"** = 3.86; **6"** = 5.57; **12"** = 22.26
TUBING INSIDE DIA. CAPACITY (Liters/Ft.): **1/8"** = 0.002; **3/16"** = 0.005; **1/4"** = 0.0098; **5/16"** = 0.015; **3/8"** = 0.023; **1/2"** = 0.038; **5/8"** = 0.06

SAMPLING DATA

SAMPLED BY (PRINT) / AFFILIATION: Charles Sardin / Tt	SAMPLER(S) SIGNATURES:	SAMPLING INITIATED AT: 1355	SAMPLING ENDED AT: 1400
PUMP OR TUBING DEPTH IN WELL (feet): 110	SAMPLE PUMP FLOW RATE (mL per minute):	TUBING MATERIAL CODE: Teflon	
FIELD DECONTAMINATION: (Y) N	FIELD-FILTERED: Y (N) FILTER SIZE: ____ µm Filtration Equipment Type: _____	DUPLICATE: Y (N)	

SAMPLE CONTAINER SPECIFICATION				SAMPLE PRESERVATION			INTENDED ANALYSIS AND/OR METHOD	SAMPLING EQUIPMENT CODE
SAMPLE ID CODE	# CONTAINERS	MATERIAL CODE	VOLUME	PRESERVATIVE USED	TOTAL VOL ADDED IN FIELD (mL)	FINAL pH		
1	3	CG	40 ml	HCl	None	<2	SW-846 8260B	APP

REMARKS:

MATERIAL CODES: **AG** = Amber Glass; **CG** = Clear Glass; **PE** = Polyethylene; **PP** = Polypropylene; **S** = Silicone; **T** = Teflon; **O** = Other (Specify)

SAMPLING/PURGING EQUIPMENT CODES: **APP** = After Peristaltic Pump; **B** = Bailer; **BP** = Bladder Pump; **ESP** = Electric Submersible Pump; **PP** = Peristaltic Pump; **RFPP** = Reverse Flow Peristaltic Pump; **SM** = Straw Method (Tubing Gravity Drain); **VT** = Vacuum Trap; **O** = Other (Specify)

SITE NAME: Launch Complex 34 (LC34)	SITE LOCATION: Cape Canaveral Air Force Station (CCAFS), Florida	
LOCATION ID: LC34-IW0164	SAMPLE ID: LC34-IW0164-1100-201908 2 1 Sample depth (ddd.d)=[bottom of screen (feet bls)-Top depth] x 0.5-bottom of screen (feet bls)	DATE: 08/21/19

PURGING DATA

STATIC DEPTH TO WATER (feet btoc): 6.14	CASING HEIGHT (feet als):	STATIC DEPTH TO WATER (feet bls) = DTW (btoc) - Casing Height (feet als):	WELL SCREEN INTERVAL DEPTH (feet bls): 105 to 115	
WELL DIAMETER (inches): 1	TUBING DIAMETER (inches): 3/16	PURGE PUMP TYPE OR BAILER: Peristaltic Pump	TOP DEPTH = top of screen or depth to water which ever is greatest (feet bls): 105	BOTTOM DEPTH (feet bls): 115

WELL VOLUME PURGE: **1 WELL VOLUME** = (TOTAL WELL DEPTH – STATIC DEPTH TO WATER) X WELL CAPACITY
(only fill out if applicable)
_____ Liters

EQUIPMENT VOLUME PURGE: **1 EQUIPMENT VOL.** = PUMP VOLUME + (TUBING CAPACITY X TUBING LENGTH) + FLOW CELL VOLUME
(only fill out if applicable)
1.1 Liters (0.005 x 125) + 0.475) = 1.1

INITIAL PUMP OR TUBING DEPTH IN WELL (feet): 110	FINAL PUMP OR TUBING DEPTH IN WELL (feet): 110	PURGING INITIATED AT: 1410	PURGING ENDED AT:	TOTAL VOLUME PURGED (Liters):

TIME	VOLUME PURGED (Liters)	CUMUL. VOLUME PURGED (Liters)	PURGE RATE (mlpm)	DEPTH TO WATER (feet)	pH (standard units)	TEMP. (°C)	COND. (µS/cm)	DISSOLVED OXYGEN (mg/L)	TURBIDITY (NTUs)	ORP (mV)	COLOR (describe)
1420	2.5	2.5	250	6.24	8.92	26.98	2957	0.48	7.09	-171.9	clear
1422	0.5	3.0	250	6.24	8.92	26.94	2969	0.46	4.86	-167.6	clear
1425	0.75	3.75	250	6.24	8.92	26.83	2989	0.43	3.25	-172.5	clear
1430	Sample Collected										

WELL CAPACITY (Liters Per Foot): **0.75"** = 0.076; **1"** = 0.15; **1.25"** = 0.23; **2"** = 0.61; **3"** = 1.40; **4"** = 2.46; **5"** = 3.86; **6"** = 5.57; **12"** = 22.26
TUBING INSIDE DIA. CAPACITY (Liters/Ft.): **1/8"** = 0.002; **3/16"** = 0.005; **1/4"** = 0.0098; **5/16"** = 0.015; **3/8"** = 0.023; **1/2"** = 0.038; **5/8"** = 0.06

SAMPLING DATA

SAMPLED BY (PRINT) / AFFILIATION: Charles Scott / TT	SAMPLER(S) SIGNATURES:	SAMPLING INITIATED AT: 1430	SAMPLING ENDED AT: 1435
PUMP OR TUBING DEPTH IN WELL (feet):	SAMPLE PUMP: FLOW RATE (mL per minute):	TUBING MATERIAL CODE: Teflon	
FIELD DECONTAMINATION: (Y) N	FIELD-FILTERED: Y (N) FILTER SIZE: ____ µm Filtration Equipment Type: _____	DUPLICATE: Y (N)	

SAMPLE CONTAINER SPECIFICATION				SAMPLE PRESERVATION			INTENDED ANALYSIS AND/OR METHOD	SAMPLING EQUIPMENT CODE
SAMPLE ID CODE	# CONTAINERS	MATERIAL CODE	VOLUME	PRESERVATIVE USED	TOTAL VOL ADDED IN FIELD (mL)	FINAL pH		
1	3	CG	40 ml	HCl	None	<2	SW-846 8260B	APP

REMARKS:

MATERIAL CODES: **AG** = Amber Glass; **CG** = Clear Glass; **PE** = Polyethylene; **PP** = Polypropylene; **S** = Silicone; **T** = Teflon; **O** = Other (Specify)

SAMPLING/PURGING EQUIPMENT CODES: **APP** = After Peristaltic Pump; **B** = Bailer; **BP** = Bladder Pump; **ESP** = Electric Submersible Pump; **PP** = Peristaltic Pump; **RFPP** = Reverse Flow Peristaltic Pump; **SM** = Straw Method (Tubing Gravity Drain); **VT** = Vacuum Trap; **O** = Other (Specify)

SITE NAME: Launch Complex 34 (LC34)	SITE LOCATION: Cape Canaveral Air Force Station (CCAFS), Florida

LOCATION ID: LC34-IW0165	SAMPLE ID: LC34-IW0165-~~01~~ 110.0 -201908 21 Sample depth (ddd.d)=[bottom of screen (feet bls)-Top depth] x 0.5-bottom of screen (feet bls)	DATE: 08/21/19

PURGING DATA

STATIC DEPTH TO WATER (feet btoc): 7.59	CASING HEIGHT (feet als): NA	STATIC DEPTH TO WATER (feet bls) = DTW (btoc) - Casing Height (feet als): NA	WELL SCREEN INTERVAL DEPTH (feet bls): 105 to 115

WELL DIAMETER (inches): 1	TUBING DIAMETER (inches): 3/16	PURGE PUMP TYPE OR BAILER: Peristaltic Pump	TOP DEPTH = top of screen or depth to water which ever is greatest (feet bls): 105	BOTTOM DEPTH (feet bls): 115

WELL VOLUME PURGE: 1 WELL VOLUME = (TOTAL WELL DEPTH – STATIC DEPTH TO WATER) X WELL CAPACITY
(only fill out if applicable)
_____Liters

EQUIPMENT VOLUME PURGE: 1 EQUIPMENT VOL. = PUMP VOLUME + (TUBING CAPACITY X TUBING LENGTH) + FLOW CELL VOLUME
(only fill out if applicable)
_____Liters (0.005x125) +0.475 =

INITIAL PUMP OR TUBING DEPTH IN WELL (feet): 110.0	FINAL PUMP OR TUBING DEPTH IN WELL (feet): 110.0	PURGING INITIATED AT: 1450	PURGING ENDED AT: 1505	TOTAL VOLUME PURGED (Liters): 3.75

TIME	VOLUME PURGED (Liters)	CUMUL. VOLUME PURGED (Liters)	PURGE RATE (mlpm)	DEPTH TO WATER (feet)	pH (standard units)	TEMP. (°C)	COND. (µS/cm)	DISSOLVED OXYGEN (mg/L)	TURBIDITY (NTUs)	ORP (mV)	COLOR (describe)
1500	2.5	2.5	250	7.67	8.97	28.05	2395	0.76	6.89	-110.7	clear
1502	0.5	3.0	250	7.67	8.97	27.95	2408	0.70	5.70	-117.5	clear
1505	0.75	3.75	250	7.67	8.97	27.90	2414	0.66	5.54	-104.5	clear
1510	Sample Collected										

WELL CAPACITY (Liters Per Foot): **0.75"** = 0.076; **1"** = 0.15; **1.25"** = 0.23; **2"** = 0.61; **3"** = 1.40; **4"** = 2.46; **5"** = 3.86; **6"** = 5.57; **12"** = 22.26
TUBING INSIDE DIA. CAPACITY (Liters/Ft.): **1/8"** = 0.002; **3/16"** = 0.005; **1/4"** = 0.0098; **5/16"** = 0.015; **3/8"** = 0.023; **1/2"** = 0.038; **5/8"** = 0.06

SAMPLING DATA

SAMPLED BY (PRINT) / AFFILIATION: Chris Sadler / TG	SAMPLER(S) SIGNATURES: [signature]	SAMPLING INITIATED AT: 1510	SAMPLING ENDED AT: 1515
PUMP OR TUBING DEPTH IN WELL (feet): ~~100~~ 110.0	SAMPLE PUMP: FLOW RATE (mL per minute):	TUBING MATERIAL CODE: Teflon	
FIELD DECONTAMINATION: (Y) N	FIELD-FILTERED: Y (N) FILTER SIZE: ____ µm Filtration Equipment Type: _____	DUPLICATE: Y (N)	

SAMPLE CONTAINER SPECIFICATION				SAMPLE PRESERVATION			INTENDED ANALYSIS AND/OR METHOD	SAMPLING EQUIPMENT CODE
SAMPLE ID CODE	# CONTAINERS	MATERIAL CODE	VOLUME	PRESERVATIVE USED	TOTAL VOL ADDED IN FIELD (mL)	FINAL pH		
1	3	CG	40 ml	HCl	None	<2	SW-846 8260B	APP

REMARKS:

MATERIAL CODES: **AG** = Amber Glass; **CG** = Clear Glass; **PE** = Polyethylene; **PP** = Polypropylene; **S** = Silicone; **T** = Teflon; **O** = Other (Specify)

SAMPLING/PURGING EQUIPMENT CODES: **APP** = After Peristaltic Pump; **B** = Bailer; **BP** = Bladder Pump; **ESP** = Electric Submersible Pump; **PP** = Peristaltic Pump **RFPP** = Reverse Flow Peristaltic Pump; **SM** = Straw Method (Tubing Gravity Drain); **VT** = Vacuum Trap; **O** = Other (Specify)

SITE NAME: Launch Complex 34 (LC34)	SITE LOCATION: Cape Canaveral Air Force Station (CCAFS), Florida	
LOCATION ID: LC34-IW0166	SAMPLE ID: LC34-IW0166- 90.5 -201908 2 1 Sample depth (ddd.d)=[bottom of screen (feet bls)-Top depth] x 0.5-bottom of screen (feet bls)	DATE: 08/21/19

PURGING DATA

STATIC DEPTH TO WATER (feet btoc): 9.53	CASING HEIGHT (feet als): 0.4	STATIC DEPTH TO WATER (feet bls) = DTW (btoc) - Casing Height (feet als): 9.93	WELL SCREEN INTERVAL DEPTH (feet bls): 88.0 to 93.0	
WELL DIAMETER (inches): 2	TUBING DIAMETER (inches): 3/16	PURGE PUMP TYPE OR BAILER: Peristaltic Pump	TOP DEPTH = top of screen or depth to water which ever is greatest (feet bls): 88.0	BOTTOM DEPTH (feet bls): 93.0

WELL VOLUME PURGE: 1 WELL VOLUME = (TOTAL WELL DEPTH – STATIC DEPTH TO WATER) X WELL CAPACITY
(only fill out if applicable)
_____ Liters

EQUIPMENT VOLUME PURGE: 1 EQUIPMENT VOL. = PUMP VOLUME + (TUBING CAPACITY X TUBING LENGTH) + FLOW CELL VOLUME
(only fill out if applicable)
0.99 Liters (0.005 x 103) + 0.475 = 0.99

INITIAL PUMP OR TUBING DEPTH IN WELL (feet): 90.5	FINAL PUMP OR TUBING DEPTH IN WELL (feet): 90.5	PURGING INITIATED AT: 0915	PURGING ENDED AT: 1020	TOTAL VOLUME PURGED (Liters): 16.25

TIME	VOLUME PURGED (Liters)	CUMUL. VOLUME PURGED (Liters)	PURGE RATE (mlpm)	DEPTH TO WATER (feet)	pH (standard units)	TEMP. (°C)	COND. (µS/cm)	DISSOLVED OXYGEN (mg/L)	TURBIDITY (NTUs)	ORP (mV)	COLOR (describe)
~~0925~~	~~2.5~~	2.5	~~250~~				1536				
1015	15.0	15.0	250	16.56	9.49	27.03	~~1536~~ 1543	0.62	8.81	28.8	clear
1017	0.5	15.5	250	16.56	9.45	27.02		0.55	6.19	24.0	clear
1020	0.75	16.25	250	16.56	9.40	27.01	1564	0.49	4.22	19.9	clear
1025	Sample Collection										

WELL CAPACITY (Liters Per Foot): **0.75"** = 0.076; **1"** = 0.15; **1.25"** = 0.23; **2"** = 0.61; **3"** = 1.40; **4"** = 2.46; **5"** = 3.86; **6"** = 5.57; **12"** = 22.26
TUBING INSIDE DIA. CAPACITY (Liters/Ft.): **1/8"** = 0.002; **3/16"** = 0.005; **1/4"** = 0.0098; **5/16"** = 0.015; **3/8"** = 0.023; **1/2"** = 0.038; **5/8"** = 0.06

SAMPLING DATA

SAMPLED BY (PRINT) / AFFILIATION: Charles Scott / FT	SAMPLER(S) SIGNATURES:	SAMPLING INITIATED AT: 1025	SAMPLING ENDED AT: 1030
PUMP OR TUBING DEPTH IN WELL (feet): 90.5	SAMPLE PUMP FLOW RATE (mL per minute): 250	TUBING MATERIAL CODE: Teflon	
FIELD DECONTAMINATION: (Y) N	FIELD-FILTERED: Y (N) FILTER SIZE: ____ µm Filtration Equipment Type: _____	DUPLICATE: Y (N)	

SAMPLE CONTAINER SPECIFICATION				SAMPLE PRESERVATION			INTENDED ANALYSIS AND/OR METHOD	SAMPLING EQUIPMENT CODE
SAMPLE ID CODE	# CONTAINERS	MATERIAL CODE	VOLUME	PRESERVATIVE USED	TOTAL VOL ADDED IN FIELD (mL)	FINAL pH		
1	3	CG	40 ml	HCl	None	<2	SW-846 8260B	APP

REMARKS:

MATERIAL CODES: **AG** = Amber Glass; **CG** = Clear Glass; **PE** = Polyethylene; **PP** = Polypropylene; **S** = Silicone; **T** = Teflon; **O** = Other (Specify)

SAMPLING/PURGING EQUIPMENT CODES: **APP** = After Peristaltic Pump; **B** = Bailer; **BP** = Bladder Pump; **ESP** = Electric Submersible Pump; **PP** = Peristaltic Pump; **RFPP** = Reverse Flow Peristaltic Pump; **SM** = Straw Method (Tubing Gravity Drain); **VT** = Vacuum Trap; **O** = Other (Specify)

SITE NAME: Launch Complex 34 (LC34)	SITE LOCATION: Cape Canaveral Air Force Station (CCAFS), Florida	
LOCATION ID: LC34-IW0167	SAMPLE ID: LC34-IW0167-0905 -201908 2 1 Sample depth (ddd.d)=[bottom of screen (feet bls)-Top depth] x 0.5-bottom of screen (feet bls)	DATE: 08/21/19

PURGING DATA

STATIC DEPTH TO WATER (feet btoc): 10.95	CASING HEIGHT (feet als):	STATIC DEPTH TO WATER (feet bls) = DTW (btoc) - Casing Height (feet als):	WELL SCREEN INTERVAL DEPTH (feet bls): 88.0 to 93.0	
WELL DIAMETER (inches): 2	TUBING DIAMETER (inches): 3/16	PURGE PUMP TYPE OR BAILER: Peristaltic Pump	TOP DEPTH = top of screen or depth to water which ever is greatest (feet bls): 88.0	BOTTOM DEPTH (feet bls): 93.0

WELL VOLUME PURGE: 1 WELL VOLUME = (TOTAL WELL DEPTH – STATIC DEPTH TO WATER) X WELL CAPACITY
(only fill out if applicable)
_____ Liters

EQUIPMENT VOLUME PURGE: 1 EQUIPMENT VOL. = PUMP VOLUME + (TUBING CAPACITY X TUBING LENGTH) + FLOW CELL VOLUME
(only fill out if applicable)
0.95 Liters (0.005X103)+0.475=0.95

INITIAL PUMP OR TUBING DEPTH IN WELL (feet): 90.5	FINAL PUMP OR TUBING DEPTH IN WELL (feet): 90.5	PURGING INITIATED AT: 1040	PURGING ENDED AT: 1115	TOTAL VOLUME PURGED (Liters): 8.25

TIME	VOLUME PURGED (Liters)	CUMUL. VOLUME PURGED (Liters)	PURGE RATE (mlpm)	DEPTH TO WATER (feet)	pH (standard units)	TEMP. (°C)	COND. (µS/cm)	DISSOLVED OXYGEN (mg/L)	TURBIDITY (NTUs)	ORP (mV)	COLOR (describe)
1050	2.5	2.5	250	13.65	8.97	26.72	2124	0.96	25.97	-17.3	milky
1110	5.0	7.5	250	14.55	8.96	26.58	2012	1.47	5.70	-7.3	clear
1112	0.5	8.0	250	14.55	8.95	26.62	2024	1.44	3.89	-8.6	clear
1115	0.75	8.75	250	14.55	8.95	26.60	2030	1.42	3.57	-9.8	clear
1120	Sample	Collected									

WELL CAPACITY (Liters Per Foot): **0.75"** = 0.076; **1"** = 0.15; **1.25"** = 0.23; **2"** = 0.61; **3"** = 1.40; **4"** = 2.46; **5"** = 3.86; **6"** = 5.57; **12"** = 22.26
TUBING INSIDE DIA. CAPACITY (Liters/Ft.): **1/8"** = 0.002; **3/16"** = 0.005; **1/4"** = 0.0098; **5/16"** = 0.015; **3/8"** = 0.023; **1/2"** = 0.038; **5/8"** = 0.06

SAMPLING DATA

SAMPLED BY (PRINT) / AFFILIATION: Charles Scott / Tt	SAMPLER(S) SIGNATURES:	SAMPLING INITIATED AT: 1120	SAMPLING ENDED AT: 1125
PUMP OR TUBING DEPTH IN WELL (feet): 90.5	SAMPLE PUMP FLOW RATE (mL per minute): 250	TUBING MATERIAL CODE: Teflon	
FIELD DECONTAMINATION: (Y) N	FIELD-FILTERED: Y (N) FILTER SIZE: ____ µm Filtration Equipment Type: _____	DUPLICATE: Y (N)	

SAMPLE CONTAINER SPECIFICATION				SAMPLE PRESERVATION			INTENDED ANALYSIS AND/OR METHOD	SAMPLING EQUIPMENT CODE
SAMPLE ID CODE	# CONTAINERS	MATERIAL CODE	VOLUME	PRESERVATIVE USED	TOTAL VOL ADDED IN FIELD (mL)	FINAL pH		
1	3	CG	40 ml	HCl	None	<2	SW-846 8260B	APP

REMARKS:

MATERIAL CODES: **AG** = Amber Glass; **CG** = Clear Glass; **PE** = Polyethylene; **PP** = Polypropylene; **S** = Silicone; **T** = Teflon; **O** = Other (Specify)

SAMPLING/PURGING EQUIPMENT CODES: **APP** = After Peristaltic Pump; **B** = Bailer; **BP** = Bladder Pump; **ESP** = Electric Submersible Pump; **PP** = Peristaltic Pump; **RFPP** = Reverse Flow Peristaltic Pump; **SM** = Straw Method (Tubing Gravity Drain); **VT** = Vacuum Trap; **O** = Other (Specify)

SITE NAME: Launch Complex 34 (LC34)		SITE LOCATION: Cape Canaveral Air Force Station (CCAFS), Florida
LOCATION ID: LC34-IW0155	SAMPLE ID: ~~HBF~~-IW0155- 0830 -201907 2 5 Sample depth (ddd.d)=[bottom of screen (feet bls)-Top depth] x 0.5-bottom of screen (feet bls)	DATE: 07/25/19

PURGING DATA

STATIC DEPTH TO WATER (feet btoc): 11.30	CASING HEIGHT (feet als): NA	STATIC DEPTH TO WATER (feet bls) = DTW (btoc) - Casing Height (feet als): NA	WELL SCREEN INTERVAL DEPTH (feet bls): 80.5 to 85.5	
WELL DIAMETER (inches): 1	TUBING DIAMETER (inches): 3/16	PURGE PUMP TYPE OR BAILER: Peristaltic Pump	TOP DEPTH = top of screen or depth to water which ever is greatest (feet bls): 80.5	BOTTOM DEPTH (feet bls): 85.5

WELL VOLUME PURGE: 1 WELL VOLUME = (TOTAL WELL DEPTH – STATIC DEPTH TO WATER) X WELL CAPACITY
(only fill out if applicable)
_____ Liters

EQUIPMENT VOLUME PURGE: 1 EQUIPMENT VOL. = PUMP VOLUME + (TUBING CAPACITY X TUBING LENGTH) + FLOW CELL VOLUME
(only fill out if applicable)
0.98 Liters (0.005 x 100) + 0.475 = 0.98

INITIAL PUMP OR TUBING DEPTH IN WELL (feet): 83	FINAL PUMP OR TUBING DEPTH IN WELL (feet): 83	PURGING INITIATED AT: 0910	PURGING ENDED AT: 0935	TOTAL VOLUME PURGED (Liters): 5.0

TIME	VOLUME PURGED (Liters)	CUMUL. VOLUME PURGED (Liters)	PURGE RATE (mlpm)	DEPTH TO WATER (feet)	pH (standard units)	TEMP. (°C)	COND. (µS/cm)	DISSOLVED OXYGEN (mg/L)	TURBIDITY (NTUs)	ORP (mV)	COLOR (describe)
0920	2.0	2.0	200	12.36	7.54	27.25	2369.5	0.78	2.36	67.0	clear
0925	1.0	3.0	200	12.32	7.57	27.19	2363.0	0.65	2.06	59.8	clear
0930	1.0	4.0	200	12.36	7.58	27.17	2363.8	~~0.59~~ 0.48	1.55	53.7	clear
0935	1.0	5.0	200	12.36	7.59	27.15	2364.2	0.50	1.33	51.8	clear
0940	Sample	Collected									

WELL CAPACITY (Liters Per Foot): **0.75"** = 0.076; **1"** = 0.15; **1.25"** = 0.23; **2"** = 0.61; **3"** = 1.40; **4"** = 2.46; **5"** = 3.86; **6"** = 5.57; **12"** = 22.26
TUBING INSIDE DIA. CAPACITY (Liters/Ft.): **1/8"** = 0.002; **3/16"** = 0.005; **1/4"** = 0.0098; **5/16"** = 0.015; **3/8"** = 0.023; **1/2"** = 0.038; **5/8"** = 0.06

SAMPLING DATA

SAMPLED BY (PRINT) / AFFILIATION: Charles Scoda/FT	SAMPLER(S) SIGNATURES:	SAMPLING INITIATED AT: 0940	SAMPLING ENDED AT: 0945
PUMP OR TUBING DEPTH IN WELL (feet):	SAMPLE PUMP FLOW RATE (mL per minute): 200	TUBING MATERIAL CODE: Teflon	
FIELD DECONTAMINATION: (Y) N	FIELD-FILTERED: Y (N) FILTER SIZE: ____ µm Filtration Equipment Type: _____	DUPLICATE: Y (N)	

SAMPLE CONTAINER SPECIFICATION				SAMPLE PRESERVATION			INTENDED ANALYSIS AND/OR METHOD	SAMPLING EQUIPMENT CODE
SAMPLE ID CODE	# CONTAINERS	MATERIAL CODE	VOLUME	PRESERVATIVE USED	TOTAL VOL ADDED IN FIELD (mL)	FINAL pH		
1	2	CG	40 ml	None	None	See Above	SW-846 8260B	APP

REMARKS:

MATERIAL CODES: **AG** = Amber Glass; **CG** = Clear Glass; **PE** = Polyethylene; **PP** = Polypropylene; **S** = Silicone; **T** = Teflon; **O** = Other (Specify)

SAMPLING/PURGING EQUIPMENT CODES: **APP** = After Peristaltic Pump; **B** = Bailer; **BP** = Bladder Pump; **ESP** = Electric Submersible Pump; **PP** = Peristaltic Pump; **RFPP** = Reverse Flow Peristaltic Pump; **SM** = Straw Method (Tubing Gravity Drain); **VT** = Vacuum Trap; **O** = Other (Specify)

Initials Dated

SITE NAME: Launch Complex 34 (LC34)		SITE LOCATION: Cape Canaveral Air Force Station (CCAFS), Florida	
LOCATION ID: LC34-IW0156	SAMPLE ID: LC34-IW0156- 90.5 -201907 RS Sample depth (ddd.d)=[bottom of screen (feet bls)-Top depth] x 0.5-bottom of screen (feet bls)		DATE: 07/25/19

PURGING DATA

STATIC DEPTH TO WATER (feet btoc): 10.75	CASING HEIGHT (feet als): NA	STATIC DEPTH TO WATER (feet bls) = DTW (btoc) - Casing Height (feet als): NA	WELL SCREEN INTERVAL DEPTH (feet bls): 88.0 to 93.0

WELL DIAMETER (inches): 1	TUBING DIAMETER (inches): 3/16	PURGE PUMP TYPE OR BAILER: Peristaltic Pump	TOP DEPTH = top of screen or depth to water which ever is greatest (feet bls): 88.0	BOTTOM DEPTH (feet bls): 93.0

WELL VOLUME PURGE: **1 WELL VOLUME** = (TOTAL WELL DEPTH – STATIC DEPTH TO WATER) X WELL CAPACITY
(only fill out if applicable) _____ Liters

EQUIPMENT VOLUME PURGE: **1 EQUIPMENT VOL.** = PUMP VOLUME + (TUBING CAPACITY X TUBING LENGTH) + FLOW CELL VOLUME
(only fill out if applicable) 1.0 Liters (0.005 x 105) + 0.475 = 1.0

INITIAL PUMP OR TUBING DEPTH IN WELL (feet): 90.5	FINAL PUMP OR TUBING DEPTH IN WELL (feet): 90.5	PURGING INITIATED AT: 1355	PURGING ENDED AT: 1420	TOTAL VOLUME PURGED (Liters): 5.0

TIME	VOLUME PURGED (Liters)	CUMUL. VOLUME PURGED (Liters)	PURGE RATE (mlpm)	DEPTH TO WATER (feet)	pH (standard units)	TEMP. (°C)	COND. (µS/cm)	DISSOLVED OXYGEN (mg/L)	TURBIDITY (NTUs)	ORP (mV)	COLOR (describe)
1405	2.0	2.0	200	15.46	7.64	26.88	2453.1	1.01	56.67	141.3	clay
1415	2.0	4.0	200	15.47	7.64	26.79	2523	0.59	7.63	93.5	clear
1417	0.4	4.4	200	15.48	7.64	26.80	2521.6	0.58	7.19	92.2	clear
1420	0.6	5.0	200	15.48	7.65	26.83	2522.6	0.56	4.33	88.4	clear
1425	Sample Collected										

WELL CAPACITY (Liters Per Foot): **0.75"** = 0.076; **1"** = 0.15; **1.25"** = 0.23; **2"** = 0.61; **3"** = 1.40; **4"** = 2.46; **5"** = 3.86; **6"** = 5.57; **12"** = 22.26
TUBING INSIDE DIA. CAPACITY (Liters/Ft.): **1/8"** = 0.002; **3/16"** = 0.005; **1/4"** = 0.0098; **5/16"** = 0.015; **3/8"** = 0.023; **1/2"** = 0.038; **5/8"** = 0.06

SAMPLING DATA

SAMPLED BY (PRINT) / AFFILIATION: Charles Scott / TT	SAMPLER(S) SIGNATURES:	SAMPLING INITIATED AT: 1425	SAMPLING ENDED AT: 1430
PUMP OR TUBING DEPTH IN WELL (feet): 90.5	SAMPLE PUMP: FLOW RATE (mL per minute): 200	TUBING MATERIAL CODE: Teflon	
FIELD DECONTAMINATION: (Y) N	FIELD-FILTERED: Y (N) FILTER SIZE: ____ µm Filtration Equipment Type: _____	DUPLICATE: Y (N)	

SAMPLE CONTAINER SPECIFICATION				SAMPLE PRESERVATION			INTENDED ANALYSIS AND/OR METHOD	SAMPLING EQUIPMENT CODE
SAMPLE ID CODE	# CONTAINERS	MATERIAL CODE	VOLUME	PRESERVATIVE USED	TOTAL VOL ADDED IN FIELD (mL)	FINAL pH		
1	2	CG	40 ml	None	None	See Above	SW-846 8260B	APP

REMARKS:

MATERIAL CODES: **AG** = Amber Glass; **CG** = Clear Glass; **PE** = Polyethylene; **PP** = Polypropylene; **S** = Silicone; **T** = Teflon; **O** = Other (Specify)

SAMPLING/PURGING EQUIPMENT CODES: **APP** = After Peristaltic Pump; **B** = Bailer; **BP** = Bladder Pump; **ESP** = Electric Submersible Pump; **PP** = Peristaltic Pump; **RFPP** = Reverse Flow Peristaltic Pump; **SM** = Straw Method (Tubing Gravity Drain); **VT** = Vacuum Trap; **O** = Other (Specify)

High Draw Down; Silty; Initially Very turbid

SITE NAME: Launch Complex 34 (LC34)		SITE LOCATION: Cape Canaveral Air Force Station (CCAFS), Florida
LOCATION ID: LC34-IW0157	SAMPLE ID: ~~LF~~ LC34 -IW0157- 0905 -201907 2 S Sample depth (ddd.d)=[bottom of screen (feet bls)-Top depth] x 0.5-bottom of screen (feet bls)	DATE: 07/25/19

PURGING DATA

STATIC DEPTH TO WATER (feet btoc): 7.77	CASING HEIGHT (feet als): NA	STATIC DEPTH TO WATER (feet bls) = DTW (btoc) - Casing Height (feet als): NA	WELL SCREEN INTERVAL DEPTH (feet bls): 88.0 to 93.0

WELL DIAMETER (inches): 1	TUBING DIAMETER (inches): 3/16	PURGE PUMP TYPE OR BAILER: Peristaltic Pump	TOP DEPTH = top of screen or depth to water which ever is greatest (feet bls): 88.0	BOTTOM DEPTH (feet bls): 93.0

WELL VOLUME PURGE: 1 WELL VOLUME = (TOTAL WELL DEPTH – STATIC DEPTH TO WATER) X WELL CAPACITY
(only fill out if applicable)
_____ Liters

EQUIPMENT VOLUME PURGE: 1 EQUIPMENT VOL. = PUMP VOLUME + (TUBING CAPACITY X TUBING LENGTH) + FLOW CELL VOLUME
(only fill out if applicable)
1.0 Liters (0.00 5x10 5) +0.475 = 1.0

INITIAL PUMP OR TUBING DEPTH IN WELL (feet): 90.5	FINAL PUMP OR TUBING DEPTH IN WELL (feet): 90.5	PURGING INITIATED AT: 1435	PURGING ENDED AT: 1500	TOTAL VOLUME PURGED (Liters): 5.0

TIME	VOLUME PURGED (Liters)	CUMUL. VOLUME PURGED (Liters)	PURGE RATE (mlpm)	DEPTH TO WATER (feet)	pH (standard units)	TEMP. (°C)	COND. (µS/cm)	DISSOLVED OXYGEN (mg/L)	TURBIDITY (NTUs)	ORP (mV)	COLOR (describe)
1445	2.0	2.0	200	14.51	7.91	26.50	2406.5	0.58	50.9	-43.2	cloudy
1455	2.0	4.0	200	14.51	7.90	26.49	2434.1	0.45	7.45	-67.8	clear
1457	0.4	~~2.4~~ 4.4	200	14.51	7.90	26.46	2431.3	0.43	5.59	-68.3	clear
1500	0.6	~~3.0~~ 5.0	200	14.51	7.90	26.47	2428.8	0.41	4.71	-69.5	clear
1505	Sample	Collected									

WELL CAPACITY (Liters Per Foot): **0.75"** = 0.076; **1"** = 0.15; **1.25"** = 0.23; **2"** = 0.61; **3"** = 1.40; **4"** = 2.46; **5"** = 3.86; **6"** = 5.57; **12"** = 22.26
TUBING INSIDE DIA. CAPACITY (Liters/Ft.): **1/8"** = 0.002; **3/16"** = 0.005; **1/4"** = 0.0098; **5/16"** = 0.015; **3/8"** = 0.023; **1/2"** = 0.038; **5/8"** = 0.06

SAMPLING DATA

SAMPLED BY (PRINT) / AFFILIATION: Charles Sauder / Tg	SAMPLER(S) SIGNATURES:	SAMPLING INITIATED AT: 1505	SAMPLING ENDED AT: 1510
PUMP OR TUBING DEPTH IN WELL (feet): 90.5	SAMPLE PUMP FLOW RATE (mL per minute): 200	TUBING MATERIAL CODE: Teflon	
FIELD DECONTAMINATION: (Y) N	FIELD-FILTERED: Y (N) FILTER SIZE: ____ µm Filtration Equipment Type: _____	DUPLICATE: Y (N)	

SAMPLE CONTAINER SPECIFICATION				SAMPLE PRESERVATION			INTENDED ANALYSIS AND/OR METHOD	SAMPLING EQUIPMENT CODE
SAMPLE ID CODE	# CONTAINERS	MATERIAL CODE	VOLUME	PRESERVATIVE USED	TOTAL VOL ADDED IN FIELD (mL)	FINAL pH		
1	2	CG	40 ml	None	None	See Above	SW-846 8260B	APP

REMARKS:

MATERIAL CODES: **AG** = Amber Glass; **CG** = Clear Glass; **PE** = Polyethylene; **PP** = Polypropylene; **S** = Silicone; **T** = Teflon; **O** = Other (Specify)

SAMPLING/PURGING EQUIPMENT CODES: **APP** = After Peristaltic Pump; **B** = Bailer; **BP** = Bladder Pump; **ESP** = Electric Submersible Pump; **PP** = Peristaltic Pump; **RFPP** = Reverse Flow Peristaltic Pump; **SM** = Straw Method (Tubing Gravity Drain); **VT** = Vacuum Trap; **O** = Other (Specify)

SITE NAME: Launch Complex 34 (LC34)	SITE LOCATION: Cape Canaveral Air Force Station (CCAFS), Florida	
LOCATION ID: LC34-IW0158	SAMPLE ID: LC34-IW0158- -201907 ___ ___ Sample depth (ddd.d)=[bottom of screen (feet bls)-Top depth] x 0.5-bottom of screen (feet bls)	DATE: 07/26/19

PURGING DATA

STATIC DEPTH TO WATER (feet btoc): 8.62	CASING HEIGHT (feet als): NA	STATIC DEPTH TO WATER (feet bls) = DTW (btoc) - Casing Height (feet als): NA	WELL SCREEN INTERVAL DEPTH (feet bls): 88.0 to 93.0

WELL DIAMETER (inches): 1	TUBING DIAMETER (inches): 3/16	PURGE PUMP TYPE OR BAILER: Peristaltic Pump	TOP DEPTH = top of screen or depth to water which ever is greatest (feet bls): 88.0	BOTTOM DEPTH (feet bls): 93.0

WELL VOLUME PURGE: **1 WELL VOLUME =** (TOTAL WELL DEPTH – STATIC DEPTH TO WATER) X WELL CAPACITY
(only fill out if applicable)
_____ Liters

EQUIPMENT VOLUME PURGE: **1 EQUIPMENT VOL.** = PUMP VOLUME + (TUBING CAPACITY X TUBING LENGTH) + FLOW CELL VOLUME
(only fill out if applicable)
1.0 Liters (0.005 x 100 + 0.475) 1.0

INITIAL PUMP OR TUBING DEPTH IN WELL (feet): 90.5	FINAL PUMP OR TUBING DEPTH IN WELL (feet): 90.5	PURGING INITIATED AT: 1050	PURGING ENDED AT: 1115	TOTAL VOLUME PURGED (Liters): 6.25

TIME	VOLUME PURGED (Liters)	CUMUL. VOLUME PURGED (Liters)	PURGE RATE (mlpm)	DEPTH TO WATER (feet)	pH (standard units)	TEMP. (°C)	COND. (µS/cm)	DISSOLVED OXYGEN (mg/L)	TURBIDITY (NTUs)	ORP (mV)	COLOR (describe)
1105	3.75	3.75	250	20.66	7.81	26.93	2219.5	0.31	11.31	-2.6	clear
1110	1.25	5.0	250	20.67	7.79	26.91	2268	0.30	9.56	-5.5	clear
1115	1.23	6.25	250	20.67	7.80	26.92	2279.3	0.30	7.74	-10.4	clear
1120	Sample Collected										

WELL CAPACITY (Liters Per Foot): **0.75"** = 0.076; **1"** = 0.15; **1.25"** = 0.23; **2"** = 0.61; **3"** = 1.40; **4"** = 2.46; **5"** = 3.86; **6"** = 5.57; **12"** = 22.26
TUBING INSIDE DIA. CAPACITY (Liters/Ft.): **1/8"** = 0.002; **3/16"** = 0.005; **1/4"** = 0.0098; **5/16"** = 0.015; **3/8"** = 0.023; **1/2"** = 0.038; **5/8"** = 0.06

SAMPLING DATA

SAMPLED BY (PRINT) / AFFILIATION: Charles Sanders / TT	SAMPLER(S) SIGNATURES:	SAMPLING INITIATED AT: 1120	SAMPLING ENDED AT: 1125
PUMP OR TUBING DEPTH IN WELL (feet): 90.5	SAMPLE PUMP FLOW RATE (mL per minute):	TUBING MATERIAL CODE: Teflon	
FIELD DECONTAMINATION: (Y) N	FIELD-FILTERED: Y (N) FILTER SIZE: ____ µm Filtration Equipment Type:	DUPLICATE: Y (N)	

SAMPLE CONTAINER SPECIFICATION				SAMPLE PRESERVATION			INTENDED ANALYSIS AND/OR METHOD	SAMPLING EQUIPMENT CODE
SAMPLE ID CODE	# CONTAINERS	MATERIAL CODE	VOLUME	PRESERVATIVE USED	TOTAL VOL ADDED IN FIELD (mL)	FINAL pH		
1	2	CG	40 ml	None	None	See Above	SW-846 8260B	APP

REMARKS:

MATERIAL CODES: **AG** = Amber Glass; **CG** = Clear Glass; **PE** = Polyethylene; **PP** = Polypropylene; **S** = Silicone; **T** = Teflon; **O** = Other (Specify)

SAMPLING/PURGING EQUIPMENT CODES: **APP** = After Peristaltic Pump; **B** = Bailer; **BP** = Bladder Pump; **ESP** = Electric Submersible Pump; **PP** = Peristaltic Pump; **RFPP** = Reverse Flow Peristaltic Pump; **SM** = Straw Method (Tubing Gravity Drain); **VT** = Vacuum Trap; **O** = Other (Specify)

Initials by Tech

SITE NAME: Launch Complex 34 (LC34) LC34	SITE LOCATION: Cape Canaveral Air Force Station (CCAFS), Florida	
LOCATION ID: LC34-IW0159	SAMPLE ID: HBF-IW0159- 090.5 -201907 2 6 Sample depth (ddd.d)=[bottom of screen (feet bls)-Top depth] x 0.5-bottom of screen (feet bls)	DATE: 07/26/19

PURGING DATA

STATIC DEPTH TO WATER (feet btoc): 7.22	CASING HEIGHT (feet als): NA	STATIC DEPTH TO WATER (feet bls) = DTW (btoc) - Casing Height (feet als): NA	WELL SCREEN INTERVAL DEPTH (feet bls): 88.0 to 93.0	
WELL DIAMETER (inches): 1	TUBING DIAMETER (inches): 3/16	PURGE PUMP TYPE OR BAILER: Peristaltic Pump	TOP DEPTH = top of screen or depth to water which ever is greatest (feet bls): 88.0	BOTTOM DEPTH (feet bls): 93.0

WELL VOLUME PURGE: **1 WELL VOLUME** = (TOTAL WELL DEPTH – STATIC DEPTH TO WATER) X WELL CAPACITY
(only fill out if applicable)
_____ Liters

EQUIPMENT VOLUME PURGE: **1 EQUIPMENT VOL.** = PUMP VOLUME + (TUBING CAPACITY X TUBING LENGTH) + FLOW CELL VOLUME
(only fill out if applicable)
1.0 Liters (0.005 x 160 + 0.475 = 0.1.0

INITIAL PUMP OR TUBING DEPTH IN WELL (feet): 90.5	FINAL PUMP OR TUBING DEPTH IN WELL (feet): 90.5	PURGING INITIATED AT: 1150	PURGING ENDED AT: 1225	TOTAL VOLUME PURGED (Liters): 8.75

TIME	VOLUME PURGED (Liters)	CUMUL. VOLUME PURGED (Liters)	PURGE RATE (mlpm)	DEPTH TO WATER (feet)	pH (standard units)	TEMP. (°C)	COND. (µS/cm)	DISSOLVED OXYGEN (mg/L)	TURBIDITY (NTUs)	ORP (mV)	COLOR (describe)
1215	6.25	6.25	250	20.01	8.00	25.04	2679.5	0.31	8.63	-13.9	clr
1220	1.25	7.5	250	20.01	8.00	28.02	2742.8	0.28	6.10	-24.9	clr
1225	1.25	8.75	250	20.01	7.99	27.99	2738.9	0.28	5.77	-26.2	clr
1230	Sample Collected										

WELL CAPACITY (Liters Per Foot): **0.75"** = 0.076; **1"** = 0.15; **1.25"** = 0.23; **2"** = 0.61; **3"** = 1.40; **4"** = 2.46; **5"** = 3.86; **6"** = 5.57; **12"** = 22.26
TUBING INSIDE DIA. CAPACITY (Liters/Ft.): **1/8"** = 0.002; **3/16"** = 0.005; **1/4"** = 0.0098; **5/16"** = 0.015; **3/8"** = 0.023; **1/2"** = 0.038; **5/8"** = 0.06

SAMPLING DATA

SAMPLED BY (PRINT) / AFFILIATION: Charles Scudy/TS	SAMPLER(S) SIGNATURES:	SAMPLING INITIATED AT: 1230	SAMPLING ENDED AT: 1235
PUMP OR TUBING DEPTH IN WELL (feet):	SAMPLE PUMP: FLOW RATE (mL per minute):	TUBING MATERIAL CODE: Teflon	
FIELD DECONTAMINATION: (Y) N	FIELD-FILTERED: Y (N) FILTER SIZE: ____ µm Filtration Equipment Type:	DUPLICATE: Y (N)	

SAMPLE CONTAINER SPECIFICATION				SAMPLE PRESERVATION			INTENDED ANALYSIS AND/OR METHOD	SAMPLING EQUIPMENT CODE
SAMPLE ID CODE	# CONTAINERS	MATERIAL CODE	VOLUME	PRESERVATIVE USED	TOTAL VOL ADDED IN FIELD (mL)	FINAL pH		
1	2	CG	40 ml	None	None	See Above	SW-846 8260B	APP

REMARKS:

MATERIAL CODES: **AG** = Amber Glass; **CG** = Clear Glass; **PE** = Polyethylene; **PP** = Polypropylene; **S** = Silicone; **T** = Teflon; **O** = Other (Specify)

SAMPLING/PURGING EQUIPMENT CODES: **APP** = After Peristaltic Pump; **B** = Bailer; **BP** = Bladder Pump; **ESP** = Electric Submersible Pump; **PP** = Peristaltic Pump; **RFPP** = Reverse Flow Peristaltic Pump; **SM** = Straw Method (Tubing Gravity Drain); **VT** = Vacuum Trap; **O** = Other (Specify)

813 417 8125

06/12/14 LC34 112G08069

Personnel : Chuck Sorden (CS) Geologist Tg
Weather : Clear/Fog 81°F Humid
PPE : Level D
Objective : Begin 48 hr pump test on RW0017

0800 CS/Dan Forester (DF) @ LC34; pulling pump up 5' in RW0017
Per Scott Andersen Recommendation
-Goal: Set pump 5' above previous Depth (93' to bottom of pump
92' @ pump intake; New Depth 88' to Bottom of Meter 87' to pump
intake; Pump to attempt to sustain @ 1.5 gpm
0815 System off... DF resetting LC34; may take ~0.5 hr
CS Begins to collect Static DTWs
0915 Static water levels complete; will Begin pump test @ 0930
0930 Begin Pump test; CS adjusting Flow to 1.5 gpm
0935 Fitting Blew; repairing; New Target time 1000
1000 Flow meter not ready
1110 Spoke w/ Scott Andersen; will turn today into a ~~pump~~ Step test
Since pump issues; new projected start time @ 1130
1130 Begin Step Test - Target 3hr test
1210 Pump paused; Flow meter failed
1400 Flow meter failed; using totalizer; allowing formation to recover
then resume pump tomorrow



Scale: 1 square = _____

August 2019 IW0167 (#1) Slug Test - Falling Test

Time	ET	Depth to Water
1328	Static	7.25
1330:30	30 sec	~~3.80~~
1331	60 sec	~~3.40~~ 3.84
~~1~~	90 sec	3.88
1332	120 sec	4.18
	150 sec	4.28
1333	3 min	4.53
1334	4 min	4.76
1335	5 min	5.00
1336	6 min	5.25
1337	7 min	5.48
1338	8 min	5.68
1339	9 min	5.85
1340	10 min	~~5.92~~ 6.02
1342	12 min	6.29
1345	15 min	6.62
1350	20 min	7.01
1355	25 min	7.25
1400	30 min	7.40
1405	35 min	~~7.58~~
1410	40 min	7.58
1415	45 min	7.61
1420	50 min	END-1415
1430	60 min	
1440	70 min	
1450	80 min	
1500	90 min	
1510	100 min	
1520	110 min	
1530	120 min	
1600	150 min	
1630	180 min	

Notes: 08/20/19

August 2019 IW0167 (#1) Slug Test - Rising Test

Time	ET	Depth to Water
1415	Static	7.61
	30 sec	
1416	60 sec	11.70
	90 sec	11.65
1417	120 sec	11.45
	150 sec	11.26
1418	3 min	11.09
1419	4 min	10.75
1420	5 min	10.53
1421	6 min	10.27
1422	7 min	10.05
1423	8 min	9.83
1424	9 min	9.65
1425	10 min	9.47
1426	12 min	9.18
1430	15 min	8.94
1435	20 min	8.81
1440	25 min	8.84
1445	30 min	8.94
1450	35 min	9.06
1455	40 min	
1500	45 min	
1505	50 min	
1515	60 min	
1525	70 min	
1535	80 min	
1545	90 min	
1555	100 min	
1605	110 min	
1615	120 min	
	150 min	
	180 min	

Notes: 08/20/19

August 2019 IW0166 (#2) Slug Test - Rising Test

Time	ET	Depth to Water
1225	Static	7.02
	30 sec	
1226	60 sec	
	90 sec	
1227	120 sec	
	150 sec	
1228	3 min	11.19
1229	4 min	10.91
1230	5 min	10.66
1231	6 min	10.58
1232	7 min	10.45
1233	8 min	10.35
1234	9 min	10.17
1235	10 min	10.02
1237	12 min	9.74
1240	15 min	9.41
1245	20 min	8.90
1250	25 min	8.55
1255	30 min	8.24
1300	35 min	8.00
1305	40 min	7.79
1310	45 min	7.60
1315	50 min	7.48
1325	60 min	7.26
1335	70 min	Stop
1345	80 min	
1355	90 min	
1405	100 min	
1415	110 min	
1425	120 min	
1455	150 min	
1525	180 min	

Level Logger
Wrapped Crack
Slug

Notes: 08/20/19

August 2019 IW0166 (#2) Slug Test - Falling Test

Time	ET	Depth to Water
10 19	Static	7.40
10:25:30	30 sec	3.02
10:26	60 sec	3.11
10:26:30	90 sec	3.17
10'27:	120 sec	3.26
1027:30	150 sec	3.35
1028	3 min	3.43
1029	4 min	3.53
1030	5 min	3.78
1031	6 min	3.95
1032	7 min	4.16
1033	8 min	4.24
1034	9 min	4.35
1035	10 min	4.50
1037	12 min	4.73
1040	15 min	5.04
1045	20 min	5.46
1050	25 min	5.79
1055	30 min	6.08
1100	35 min	6.31
1105	40 min	6.47
1110	45 min	6.62
1115	50 min	6.72
~~1120~~ 1125	60 min	6.88
~~113~~ 1135	70 min	
1145	80 min	
1155	90 min	
1205	100 min	
1215	110 min	
1225	120 min	7.02
1255	150 min	DTP
1325	180 min	

Notes: 08/20/19

August 2019 RW0017 Pump Test – Aug 13, 2019

Time	ET	Depth to Water	Rate (gpm)
0900	0	9.63	—
	30 sec	—	~1.75
0901	60 sec	—	
	90 sec	—	
0902	120 sec	—	
	150 sec	—	
0903	3 min	—	
0904	4 min	—	
0905	5 min	—	↓
0906	6 min	16.36	1.5
0907	7 min	17.23	1.5
0908	8 min	18.01	1.5
0909	9 min	18.84	1.5
0910	10 min	19.57	1.5
0912	12 min	21.36	~1.48
0915	15 min	23.87	~1.60
0920	20 min	—	—
0925	25 min	—	—
0930	30 min	—	—
0935	35 min	—	—
0940	40 min	39.70	1.55
0945	45 min	42.29	~1.53
0950	50 min	—	~1.53
1000	60 min	49.07	~1.53
1010	70 min	53.0	1.50
1020	80 min	56.44	1.475
1030	90 min	59.07	1.50
1040	100 min	61.60	~1.48
1050	110 min	63.40	~1.48
1100	120 min	65.31	~1.50
1130	150 min	69.41	~1.475
1200	180 min	72.30	~1.50

Adjusting Flow

adj flow

537

Personnel: Chuck Sorden
Pump Start Time: 0900
Totalizer Start: 267
Totalizer End 4M9

Pg 1

August 2019 RW0017 Pump Test

1230 | 3.5 hours | 74.19 | ~1.50 | 581 totalizer

Time	ET	Depth to Water	Rate	
1300	4 hours	71.74	~1.2-617	1230 Began adjusting to 1.25
1400	5 hours	69.45	1.25	692
1500	6 hours	68.39	1.23	766
1600	7 hours	67.90	1.23	840
1700	8 hours	—	—	
1830	9.5 ~~9 hours~~	67.52	1.226	1024
1900	10 hours	67.50	1.2	1060
2000	11 hours	67.79	1.23	1134
2100	12 hours	—	—	
2200	13 hours	—	—	
2300	14 hours	—	—	
2400	15 hours	—	—	
~~0000~~ 0100	16 hours	—	—	
0200 ~~0002~~	17 hours	—	—	
0300 ~~0003~~	18 hours	~~67.93~~	~~1.385~~	~~1716~~
~~0400~~	19 hours	67.93	~~1.38~~ 1.385	1716
0500	20 hours	—	—	
0600	21 hours	—	—	
0700	22 hours	—	—	
0800	23 hours	68.16	1.208	2006 Lost lid fell dropped pump down
0900	24 hours	69.51	1.22	2079
1000	25 hours	70.33	1.25	2154
1100	26 hours	~~70.91~~	—	
1200	27 hours	—	—	
1300	28 hours	70.91	1.24	2378
1400	29 hours	70.93	1.23	2452
1500	30 hours	70.97	1.23	2526
1600	31 hours	71.01	1.22	2599
1700	32 hours	71.09	1.23	2673
1800	33 hours	—	—	
1500	34 hours	—	—	
2000	35 hours	—	—	

Personnel: Chuck Sorden
Pump Start Time: 0900
Totalizer Start: 267
Totalizer End 4149

-1300 @ 1.25

Pg 2

3558

August 2019 RW0017 Pump Test

Time	ET	Depth to Water	Rate	
2100	36 hours	"	"	
2200	37 hours	"	"	
2300	38 hours	"	"	
2400	39 hours	"	"	
0100	40 hours	"	"	
0200	41 hours	"	"	
0300	42 hours	"	"	
0400	43 hours	"	"	
0500	44 hours	71.84	1.229	3558
0600	45 hours	"	"	
0700	46 hours	"	"	
0800	47 hours	72.00	1.28	3781
0900	48 hours	72.02	1.216	3854
1000	49 Lvs	"	"	
1100	50 Lvs	72.07	1.225	4001
1200	51 Lvs	72.10	1.23	4075
1300	52 Lvs	72.101		
			1.23	
	END	@ 1300	on 8/13/19	

Personnel: Chuck Sorden
Pump Start Time: 1300 08/13/19
Totalizer Start: 269
Totalizer End 4149

Pg 3

August 2019 RW0017 Pump Test – 08/15/19 Recovery Data

Time	ET	Depth to Water	Rate
1300	0	72.11	—
	30 sec	71.65	—
1301	60 sec	71.30	—
	90 sec	70.94	—
1302	120 sec	70.39	—
	150 sec	70.11	—
1303	3 min	69.69	—
1304	4 min	68.85	—
1305	5 min	68.10	—
1306	6 min	67.49	—
1307	7 min	66.82	—
1308	8 min	66.10	—
1309	9 min	65.30	—
1310	10 min	64.69	—
1312	12 min	63.19	—
1315	15 min	61.17	—
1320	20 min	58.06	—
1325	25 min	55.18	—
1330	30 min	52.45	—
1335	35 min	49.75	—
1340	40 min	47.22	—
1345	45 min	—	—
1350	50 min	—	—
1400	60 min	—	—
1410	70 min	34.10	—
1420	80 min	32.12	—
1430	90 min	29.51	—
1446	100 min	26.72	—
1450	110 min	25.17	—
1500	120 min	23.28	—
1530	150 min	19.02	—
1600	180 min	15.82	—

2380 min

heavy rain

Personnel: Chuck Sorden
Pump Start Time:
Totalizer Start: 267 → 1617 @ 1300
Totalizer End 4145

1.23 avg flow over 48 hrs

August 13-

August 2019 RW0017 Pump Test Initial Synoptic

Well	Depth to Water	Time
RW0017	9.59	0815
IW0166 (~~#1~~) 2	6.74	0817
IW0167 (~~#2~~) 1	~~7.67~~ 7.61	0815
IW0155	8.10	0818
PZ0047	7.93	0819
IW0156	7.51	0820
IW0085	7.32	0822
IW0086	6.85	0822
IW0045D1	7.61	0823
IW0045D2	6.82	0824
IW0042D1	6.34	0825
IW0042D2	6.24	0825
IW0090	5.19	0827
IW0091	5.57	0827
IW0159	4.83	0828
IW0158	5.69	0830
IW0157	5.00	0831
IW044D1	5.43	0831
IW0044D2	4.83	0832
IW0001D1	7.21	0833
IW0001D2	6.41	0834
IW00165	5.90	0821

Personnel: Chuck Sorden
Pump Start Time:
Pump End Time:
Pump Rate:

August 2019 RW0017 Pump Test — ~~08/13/19~~

Well	Depth to Water	Time
RW0017	6 6.07	1105
IW0166 ~~(#1)~~ #2	7.99 ~~9.26~~	~~1107~~ 1108
IW0167 ~~(#2)(#)~~	9.26	1107
IW0155	8.69	1109
PZ0047	8.38	1110
IW0156	8.16	1111
IW0085	7.74	1112
IW0086	7.27	1112
IW0045D1	8.09	1114
IW0045D2	6.95	1114
IW0042D1	6.76	1115
IW0042D2	6.64	1116
IW0090	5.52	1118
IW0091	5.90	1117
IW0159	5.05	1119
IW0158	6.03	1120
IW0157	5.27	1121
IW044D1	5.78	1122
IW0044D2	4.94	1123
IW0001D1	7.55	1124
IW0001D2	6.53	1124
IW00165	6.01	1113

Personnel: Chuck Sorden
Pump Start Time:
Pump End Time:
Pump Rate:

August 2019 RW0017 Pump Test ag 13, 19

Well	Depth to Water	Time
RW0017	67.83	1925
IW0166 ~~(#1)~~ #2	8.30	1926
IW0167 ~~(#2)~~ #1	9.54	1927
IW0155	8.88	1929
PZ0047	8.57	1930
IW0156	8.37	1931
IW0085	7.94	1931
IW0086	7.45	1933
IW0045D1	6.~~22~~ 8.27	~~1934~~ 1935
IW0045D2	~~8~~ 7.15	1936
IW0042D1	6.95	1937
IW0042D2	6.84	1938
IW0090	5.71	1939
IW0091	6.10	1939
IW0159	5.24	1941
IW0158	6.21	1942
IW0157	5.47	1943
IW044D1	5.96	1944
IW0044D2	5.15	1944
IW0001D1	7.73	1945
IW0001D2	6.73	1946
IW00165	6.22	1934

Personnel: Chuck Sorden
Pump Start Time:
Pump End Time:
Pump Rate:

August 2019 RW0017 Pump Test 8/14/19

Well	Depth to Water	Time
RW0017	70.00	0930
IW0166 ~~(#1)~~ #2	8.41	0933
IW0167 ~~(#2)~~ #1	9.67	0933
IW0155	8.96	0934
PZ0047	8.65	0935
IW0156	8.46	0937
IW0085	8.00	0938
IW0086	7.53	0939
IW0045D1	8.34	0941
IW0045D2	7.26	0942
IW0042D1	7.02	0942
IW0042D2	6.91	0943
IW0090	5.80	0945
IW0091	6.20	0944
IW0159	5.32	0946
IW0158	6.30	0947
IW0157	5.56	0948
IW044D1	6.02	0949
IW0044D2	5.25	0949
IW0001D1	7.74	0950
IW0001D2	6.84	0951
IW00165	6.53	0940

Personnel: Chuck Sorden
Pump Start Time:
Pump End Time:
Pump Rate:

August 2019 RW0017 Pump Test 08/14/19

Well	Depth to Water	Time
RW0017	70.97	1434
IW0166 ~~(#1)~~ #2	8.43	1435
IW0167 ~~(#2)~~ #1	9.70	1436
IW0155	8.97	1437
PZ0047	8.64	1438
IW0156	8.44	1439
IW0085	8.01	1439
IW0086	7.51	1440
IW0045D1	~~6.30~~ 6.32	~~1441~~ 1442
IW0045D2	7.24	1443
IW0042D1	7.00	1444
IW0042D2	6.98	~~1443~~ 1444
IW0090	5.76	1446
IW0091	6.16	1445
IW0159	5.29	1448
IW0158	6.25	1446
IW0157	5.53	1449
IW044D1	6.00	1450
IW0044D2	5.24	1445
IW0001D1	7.57	1451
IW0001D2	6.80	1451
IW00165	6.31	1441

Personnel: Chuck Sorden
Pump Start Time:
Pump End Time:
Pump Rate:

August 2019 RW0017 Pump Test 08/15/19

Well	Depth to Water	Time
RW0017	~~72.05~~ ~~72.02~~	~~1035~~ ~~0900~~
IW0166 (~~#1~~) #2	8.49	1036
IW0167 (~~#2~~) #1	9.73	1037
IW0155	9.03	1038
PZ0047	8.71	1039
IW0156	6.52	1040
IW0085	8.07	1040
IW0086	7.60	1041
IW0045D1	8.46	1043
IW0045D2	7.35	1043
IW0042D1	7.08	1044
IW0042D2	6.98	1045
IW0090	~~6~~ 5.85	1046
IW0091	6.22	1046
IW0159	5.39	1048
IW0158	6.35	1049
IW0157	5.63	1050
IW044D1	6.10	1051
IW0044D2	5.35	1051
IW0001D1	7.86	1052
IW0001D2	6.92	1053
IW00165	6.41	1041

Personnel: Chuck Sorden
Pump Start Time:
Pump End Time:
Pump Rate:

August 2019 RW0017 Pump Test Final Synoptic

04/15/19

Well	Depth to Water	Time
RW0017	72.11	1228
IW0166 (~~#1~~) #2	8.49	1229
IW0167 (~~#2~~) #1	9.74	1230
IW0155	9.03	1231
PZ0047	8.70	1231
IW0156	8.52	1232
IW0085	8.08	1233
IW0086	7.60	1233
IW0045D1	8.41	1235
IW0045D2	7.35	1236
IW0042D1	7.09	1237
IW0042D2	6.99	1237
IW0090	6.23	1239
IW0091	5.86	1239
IW0159	5.38	1240
IW0158	6.35	1242
IW0157	5.53	1242
IW044D1	6.08	1243
IW0044D2	5.34	1243
IW0001D1	7.85	1244
IW0001D2	6.92	1245
IW00165	6.40	1234

Personnel: Chuck Sorden
Pump Start Time: 1300 - 08/13/19
Pump End Time: 1300 08/15/19
Pump Rate: 1.25

Ay 12

August 2019 RW0017 Pump Test ~ 1.5 gpm Step Test

Time	ET	Depth to Water	Rate	
1130	0	15.27	—	
	30 sec			
1131	60 sec	16.26	1.39	
	90 sec			
1132	120 sec	17.78	1.54	
	150 sec			
1133	3 min	18.89	1.50	
1134	4 min	19.62	1.50	
1135	5 min	20.40	1.50	
1136	6 min	21.23	1.50	
1137	7 min	~~22.69~~ cs	~~1.50~~	
1138	8 min	23.05	1.50	
1139	9 min	23.95	1.50	
1140	10 min	24.82	1.50	
1142	12 min	26.45	1.48	> adjusted flow
1145	15 min	28.91	1.52	
1150	20 min	33.30	1.52	
1155	25 min			
1200	30 min			
~~1210~~	35 min	43.		
1210	40 min	43.96		END
	45 min			flow meter stopped
	50 min			
	60 min			
	70 min			
	80 min			
	90 min			
	100 min			
	110 min			
	120 min			
	150 min			
	180 min			

Personnel: Chuck Sorden
Pump Start Time: 1130
Totalizer Start: ~~25~~ 25348.8
Totalizer End

August 9th, 2019 RW0017 Step Test — 1.5gpm Goal

Time	ET	Depth to Water	Rate
1100	0	26.55	—
1100:30	30 sec	—	—
1101	60 sec	—	—
1101:30	90 sec	—	—
1102	120 sec	—	—
1102:30	150 sec	—	—
1103	3 min	29.55	1.5
1104	4 min	30.53	1.44
1105	5 min	31.30	1.46
1106	6 min	32.22	1.48
1107	7 min	32.96	1.48
1108	8 min	33.95	1.46
1109	9 min	—	—
1110	10 min	—	—
1112	12 min	36.88	1.46
1115	15 min	39.06	1.46
1120	20 min	42.53	1.46
1125	25 min	45.78	1.46
1130	30 min	48.64	1.44
1135	35 min	51.29	1.41
1140	40 min	54.07	1.54
1145	45 min	56.86	1.52
1150	50 min	59.06	1.50
1200	60 min	63.86	1.50
1210	70 min	67.60	1.48
1220	80 min	70.15	1.48
1230	90 min	72.96	1.46
1240	100 min	74.94	1.46
1250	110 min	77.05	1.46
1300	120 min	78.72	1.44
1330	150 min	79.26	1.08
1400	180 min	78.80	1.14
1415		78.64	1.14

adjusting Flow

adjusted Flow

25166.3

25223.6

25274.7 @ 1330 adjusted to 1gpm @ 1315

Personnel: Chuck Sorden

Pump Start Time: 1100

Totalizer Start: 25074.1

Totalizer End: 25338.1

August 9th, 2019 RW0017 Step Test

Well	Depth to Water	Time
RW0017	79.60	0922
IW0166 (#1)	7.84	0923
IW0167 (#2)	9.27	0923
IW0155	8.44	0924
PZ0047	6.09	0925
IW0156	7.99	0925
IW0085	7.44	0926
IW0086	6.95	0927
IW0045D1	7.74	0928
IW0045D2	6.91	0928
IW0042D1	6.45	0929
IW0042D2	6.35	0930
IW0090	5.30	0931
IW0091	5.68	0931
IW0159	4.94	0933
IW0158	5.85	0934
IW0157	5.14	0934
IW044D1	5.53	0935
IW0044D2	4.94	0935
IW0001D1	7.25	0937
IW0001D2	6.53	0937
IW00165	6.00	0939

Personnel: Chuck Sorden
Pump Start Time: 0900
Pump End Time: 0920

August 9th, 2019 RW0017 Step Test – Recovery Data from 2 gpm test

Time	ET	Depth to Water	Rate
0920	0	80.96	Stop
	30 sec		
	60 sec		
	90 sec		
	120 sec		
	150 sec		
	3 min		
	4 min		
	5 min		
	6 min		
	7 min		
	8 min		
	9 min		
	10 min		
	12 min		
	15 min		
0940	20 min	61.95	
0945	25 min	59.96	
0950	30 min	56.61	
~~0955 52.94~~	35 min	52.90	
1000	40 min	49.82	
1005	45 min	47.09	
1010	50 min	44.90	
1020	60 min	40.02	
1030	70 min	36.10	
1040	80 min	32.21	
1050	90 min	28.27	
	100 min		
	110 min		
	120 min		
	150 min		
	180 min		

Personnel: Chuck Sorden
Pump Start Time:

August 9th, 2019 RW0017 Step Test

Well	Depth to Water	Time
RW0017	78.80	1400
IW0166 ~~(#1)~~ 2	8.12	1400
IW0167 ~~(#2)~~ 1	9.41	1401
IW0155	8.46	1401
PZ0047	8.11	1402
IW0156	8.02	1403
IW0085	7.45	1403
IW0086	7.02	1404
IW0045D1	7.76	1405
IW0045D2	6.55	1406
IW0042D1	6.48	1406
IW0042D2	6.38	~~1407~~ 1407
IW0090	5.35	1408
IW0091	5.73	1408
IW0159	4.98	1410
IW0158	5.87	1411
IW0157	5.17	1411
IW044D1	6.55	1412
IW0044D2	4.57	1412
IW0001D1	7.27	1413
IW0001D2	6.54	1414
IW00165	6.03	1404

Personnel: Chuck Sorden
Pump Start Time:
Pump End Time:

August 9th, 2019 RW0017 Step Test Frontal Synoptic

Well	Depth to Water	Time
RW0017	9.65	07.28
IW0166 (#1)	6.81	0729
IW0167 (#2)	7.67	0731
IW0155	8.19	0732
PZ0047	8.02	0733
IW0156	7.59	0734
IW0085	7.40	0735
IW0086	6.93	0736
IW0045D1	7.68	0739
IW0045D2	6.91	0740
IW0042D1	6.40	0737
IW0042D2	6.31	0738
IW0090	5.26	0741
IW0091	5.65	0742
IW0159	4.92	0744
IW0158	5.77	0743
IW0157	5.09	0745
IW044D1	5.47	0746
IW0044D2	4.93	0747
IW0001D1	7.22	0748
IW0001D2	6.49	0749
IW00165	5.48	0737

Personnel: Chuck Sorden
Pump Start Time:
Pump End Time:

August 9th, 2019 RW0017 Step Test - Recovery Data

Time	ET	Depth to Water	Rate	
0800	0	9.62	2.01	
	30 sec	—		adjusty Flow
0801	60 sec	—		
	90 sec	—		
0802	120 sec	—		
	150 sec	—		
0803	3 min	—		
0804	4 min	16.20		
0805	5 min	17.30		24921
0806	6 min	18.50		
0807	7 min	19.84		
0808	8 min	21.19		
0809	9 min	22.46		
0810	10 min	23.72	2.01	
0812	12 min	26.64	~~1.99~~ 1.97	
0815	15 min	30.07	1.97-1.99	
0820	20 min	35.46	1.94	
0825	25 min	40.53	1.90	
0830	30 min	45.53	1.99	adjusted Flow
0835	35 min	49.98	1.94	
0840	40 min	54.43	1.94	
0845	45 min	58.22	1.92	
0850	50 min	62.89	2.01	Adjusted Flow
0900	60 min	70.05	1.90	
0910	70 min	76.25	1.88	
0920	80 min	80.96	1.86	STOP
0930	90 min			
0940	100 min			
0950	110 min			
1000	120 min			
1030	150 min			
1100	180 min			

Transducer riser
ht = +1.5'

Personnel: Chuck Sorden
Pump Start Time: 0800

Start Totalizer: 24921
End Totalizer: 25074

August 9th, 2019 RW0017 Step Test

Well	Depth to Water	Time
RW0017	36.10	1030
IW0166 (~~#1~~ 2)	7.56	1031
IW0167 (~~#2~~ 1)	8.51	1032
IW0155	8.32	1032
PZ0047	8.06	1033
IW0156	7.81	1033
IW0085	7.42	1034
IW0086	6.98	1035
IW0045D1	6.71	1036
IW0045D2	6.91	1037
IW0042D1	6.44	1038
IW0042D2	6.35	1038
IW0090	5.30	1041
IW0091	5.64	1041
IW0159	4.94	1043
IW0158	5.83	1044
IW0157	5.12	1044
IW044D1	5.50	1045
IW0044D2	4.95	1045
IW0001D1	7.24	1046
IW0001D2	6.50	1047
IW00165	6.00	1035

Personnel: Chuck Sorden
Pump Start Time: 1100 @ 1.5gpm
Pump End Time:

August 2019 RW0017 Pump Test ~~AS~~ 07/13/19

1.25 gpm

Well	Depth to Water	Time
RW0017	69.38	1403
IW0166 ~~#1~~ #2	8.24	1428
IW0167 ~~#2~~ #1	9.56	1405
IW0155	8.80	1417
PZ0047	8.47	1429
IW0156	8.29	1430
IW0085	7.84	1431
IW0086	7.35	1432
IW0045D1	8.19	1432
IW0045D2	7.04	1433
IW0042D1	6.86	1434
IW0042D2	6.75	1435
IW0090	5.63	1438
IW0091	6.00	1437
IW0159	5.13	1441
IW0158	6.13	1452
IW0157	5.38	1452
IW044D1	5.88	1453
IW0044D2	5.04	1453
IW0001D1	7.64	1454
IW0001D2	6.62	1455
IW00165	6.10	1436

Personnel: Chuck Sorden
Pump Start Time:
Pump End Time:
Pump Rate:

APPENDIX F

LABORATORY ANALYTICAL DATA

(PROVIDED IN ELECTRONIC VERSION ONLY)

DPT SAMPLING
JUNE AND JULY 2008

LABORATORY DATA

KB LABS, INC.
6821 Southwest Archer Road
Gainesville, Florida 32608

***Telephone* (352) 367-0073**
***Fax* (352) 367-0074**
Email: info@kbmobilelabs.com

July 15, 2008

Jim Langenbach
GeoSyntec Consultants
6770 S. Washington Ave, Suite 3
Titusville, FL 32780

RE: NASA LC34, KSC, FL - Final Data Report
KB Labs Project # 08-122

Dear Mr. Langenbach:

Enclosed is the final report of the on-site analysis performed by KB Labs, Inc. at the above referenced site. Samples were collected and analyzed on June 26, 2008. Included are a brief project narrative, data report narrative, tables listing quality control results, final analytical results, and sample chain-of-custody form. This information will also be sent electronically.

KB Labs' mobile laboratories have been inspected by the FDOH Bureau of Laboratories and are NELAP Certified as of April 1, 2003. Our personnel, methodology, proficiency testing, and quality assurance requirements comply with the guidelines of Chapter 62-160 of the Florida Administrative Code and with the consensus standards adopted at the National Environmental Laboratory Accreditation Conference (NELAC). Data for the site referenced above were determined in accordance with published procedures under Test Methods for Evaluating Solid Waste (EPA SW-846, Update III Revised May 1997). Unless otherwise indicated on the quality control narrative accompanying the data report, the quality assurance and quality control procedures performed in conjunction with analysis of groundwater samples demonstrated that the reported data met our requirements for accuracy and precision under NELAC Standards.

If you have any questions, please do not hesitate to call me or Kelly Bergdoll, President of KB Labs, at (352) 367-0073.

Sincerely,

KB Labs, Inc.

Todd Romero
Director of Operations

"KB Labs is a small, woman-owned business enterprise."

KB Labs, Inc.
6821 SW Archer Road
Gainesville, FL 32608
Phone: 352-367-0073
Fax: 352-367-0073
Email: info@kbmobilelabs.com

PROJECT NARRATIVE

Project Scope

On June 26, 2008, a total of 4 water samples were analyzed for GeoSyntec Consultants at NASA LC34, KSC, FL. The samples were analyzed for vinyl chloride, 1,1-dichloroethene, cis- and trans-1, 2-dichloroethene, trichloroethene, and tetrachloroethene.

NELAP Certification

KB Mobile Labs Unit KB1: FDOH NELAP Certification Number E82815

Analytical Procedure

All samples were analyzed using SW846 Method 5030/8260 for waters. Ten (10) milliliters (mL) of water or air (air samples) were purged with helium and the volatile organic compounds (VOCs) were collected on a solid-phase adsorption trap. The adsorption trap was heated and back-purged with helium. The components were then separated by capillary column gas chromatography and measured with a mass spectrometer (GC/MS) operated in the electron impact full-scan mode. The individual VOCs in the samples were measured against corresponding VOC standards.

Analytical Results

Laboratory results were provided to the client on an as-completed or next-day basis. Final results of the on-site analyses are provided in a hardcopy report. The data produced and reported in the field has been reviewed and approved for this final report by the Director of Operations for KB Labs.

Uncertainty of Reported Values

All measurement data presented in this report are subject to a degree of uncertainty and the degree of uncertainty varies with each compound of interest. KB Labs estimates the uncertainty of each measurement using a statistical evaluation of the standard deviation from the mean percent recovery of a number of trials of a given measurement. More specifically, KB Labs maintains historical percent recovery control limits at the 99% confidence level for each analyte of interest. These are calculated as $\pm$ 3 times the standard deviation from the mean of historical measurements of the percent recovery of spikes of the analytes of interest into actual and control sample matrices. For example, if the lower and upper percent recovery control limits for a specific analyte of interest have been determined to be 70 and 100 percent respectively, a reported value of 10.0

KB Labs, Inc.
6821 SW Archer Road
Gainesville, FL 32608
Phone: 352-367-0073
Fax: 352-367-0073
Email: info@kbmobilelabs.com

ug/L will be with 99% confidence 7.0 to 13.0 ug/L.For more information about KB Labs estimation of uncertainty, contact KB Labs' quality assurance officer and/or request a copy of KB Labs' SOP for determining measurement uncertainty.

Quality Control (QC) Data

Surrogate Recoveries – Table 1 lists the daily analytical sequence and percent recovery results for surrogate compounds, which were added to all analyses. Four (4) surrogate compounds were added to each analysis in order to continually monitor general method performance.

VOC Spike Recoveries – Table 2 lists the percent recovery results for matrix spike and laboratory control samples. A known amount of each target compound was added to selected field samples and to laboratory reagent water in order to monitor the performance of each of the target compounds in the actual matrix and in laboratory reagent water.

Method Blanks – Daily analysis of laboratory reagent water samples was performed in order to monitor the cleanliness of the analytical system.

DATA REPORT NARRATIVE

1. All sample data has been reviewed and, if required, updated in the Final Data Report for rounding and significant figures.

2. As per client specifications, all samples diluted are reported for both non-detects and detects to KB Labs MDL level or neat level reporting unit (<1.0 ug/L). Following FDEP protocol, data is reported with "I" Data Qualifier.

KB LABS, INC.

Table 1: Analytical Run Sequence/Surrogate Percent Recoveries

Client: GeoSyntec Consultants	**Driller/Sampler**: Geosyntec Consultants	**Analyst:** Brad Weichert
Site: NASA LC34	**KB Labs Project Manager**: Kelly Bergdoll	**KB Labs Project No:** 08-122
On-site Dates: 6/26/08	**Client Project Manager**: Jim Langenbach	**Matrix:** Water

Sample ID	Date of Analysis	Surrogate % Recovery				Surrogate Control Limits			
		S1*	S2*	S3*	S4*	S1*	S2*	S3*	S4*
VSTD 20	06/26/08	95	87	104	82	Pass	Pass	Pass	Pass
REF 20	06/26/08	92	77	94	81	Pass	Pass	Pass	Pass
BLANK	06/26/08	101	84	97	85	Pass	Pass	Pass	Pass
TOTAL B EFFLUENT	06/26/08	111	101	85	83	Pass	Pass	Pass	Pass
TOITAL B INFLUENT 1:10000	06/26/08	105	94	83	78	Pass	Pass	Pass	Pass
CCS 20	06/26/08	96	86	93	83	Pass	Pass	Pass	Pass
LC34-DPT0067-32 1:5000	06/26/08	102	85	90	76	Pass	Pass	Pass	< LCL
LC34-DPT0067-43 1:10000	06/26/08	103	93	88	80	Pass	Pass	Pass	Pass
Comments:	Although some surrogates may be out of the control percent recovery range, other supporting QC, such as matrix spikes, matrix spike duplicates, method blanks, and laboratory control samples, are performed by KB Labs to further validate reported data.								

***Surrogate Compounds:**
S1 = Dibromofluoromethane (67% - 141%)
S2 = 1,2- Dichloroethane-D4 (53% - 147%)
S3 = Toluene-D8 (83% - 113%)
S4 = 4-Bromofluorobenzene (78% - 119%)

KB LABS, INC.

Table 2: VOC Spike Compound Percent Recoveries

Client: GeoSyntec Consultants	**Driller/Sampler**: GoeSyntec Consultants	**Analyst:** Brad Weichert
Site: NASA LC34	**KB Labs Project Manager:** Kelly Bergdoll	**KB Labs Project No.:** 08-122
Onsite Dates: 6/23/08-6/26/08	**Client Project Manager:**	**Matrix**: Water

Matrix Spike/Matrix Spike Duplicate (MS/MSD):

Samples: LCS 1 **Date of Analysis:** 6/26/2008

Spike Compounds	Control Limits			Percent Recoveries			Control Limit Checks		
	Lower		Upper	LCS#1			LCS#1		
Vinyl Chloride	49	to	146	99			Pass		
1,1-Dichloroethene	58	to	144	90			Pass		
Trans-1,2-Dichloroethene	67	to	139	86			Pass		
Cis-1,2-Dichloroethene	70	to	133	79			Pass		
Trichloroethene	68	to	135	88			Pass		
Tetrachloroethene	71	to	138	96			Pass		

Note: Control Limits are based on a semi-annual historical evaluation of mobile unit and method guidelines.

KB LABS, INC.

Final Data Report

Project Number : 08-122

NASA LC34

KSC, FL

Prepared for: Geosyntec Consultants

Samplel ID	Analysis Date	% Solids	Matrix	Dilution Factor	Vinyl chloride	1,1-Dichloroethene	trans-1,2-Dichloroethene	cis-1,2-Dichloroethene	Trichloroethene	Tetrachloroethene
Water MDL (ug/L)					**0.16**	**0.15**	**0.21**	**0.19**	**0.35**	**0.23**
LC34-Total B Effluent	6/26/08	NA	Water	1	< 1.0	< 1.0	< 1.0	< 1.0	**1.2**	< 1.0
LC34-Total B Inffluent	6/26/08	NA	Water	10,000	<1600 I	<1500 I	<2100 I	**3600 I**	**250000**	<2300 I
LC34-DPT0067-032.0-20080626	6/26/08	NA	Water	5,000	**1200 I**	<750 I	<1050 I	**8200**	**25000**	**2000 I**
LC34-DPT0067-043.0-20080626	6/26/08	NA	Water	10,000	<1600 I	<1500 I	<2100 I	**4100 I**	**15000**	<2300 I

Reporting units for waters are ug/L and for soils are mg/kg.

Mobile Laboratory Services
6821 SW Archer Road
Gainesville, FL 32608
TEL (352) 367-0073
FAX (352) 367-0074

CHAIN-OF-CUSTODY RECORD

MOBILE UNIT # KB1

CLIENT NAME	PROJECT NAME & ADDRESS
Geosyntec	LC 34 Dynamic Testing
SAMPLERS	**CONTACT PERSON**
Geosyntec	Jim Lagenbach

BATCH # (Lab Use Only)

PRESERVATION
C Chilled
H HCL
Ot Other (see Remarks)

SAMPLE FIELD ID.\ NUMBER	DATE SAMPLED	TIME SAMPLED	COMP.	GRAB	DATE REC'D	TIME REC'D	STATION LOCATION / No.	SAMPLE MATRIX	NUMBER OF CONTAINERS	IDENTIFY PARAMETERS DESIRED AND NO. OF CONTAINERS: VOLATILES				COMMENT
KB1+062608*														
Total B Influent	6/26/08	1235		✓	06/26/08	1320		W	3	✓				
Total B Effluent		1238				↓			↓	↓				
LC34-DPT0067-43		1740				1800		W	2					
↓ 32		1706				↓		↓	↓					

Precleaned Containers Relinquished by: *(Signature)*	Date / Time	Received by: *(Signature)*	Date / Time
Relinquished by: *(Signature)*	Date / Time	Received by: *(Signature)* [signature]	Date / Time 6/26/08

Remarks and Observations

Matrix Types S Soil SW Surface Water GW Ground Water SG Soil Gas

Analytical Laboratories of Florida: Laboratory Results

Site Project Name: LC34 Mobile Lab Services
Site Location: LC 34, KSC, Fl.
Client Name: GeoSyntec Consultants (Titusville office)
Client Contact: Jim Langenbach (321-269-5880)
Analysis Methodology: EPA 8021 (subset)

Client Project Number: FO.0552
Laboratory Project Name: GST010808
Laboratory Address: 535 Riverdale Drive
Merritt Island, Florida 32953
321-258-1355

Field Chemist: Dale A. Schamp
Signature: Dale A Schamp
(Draft Copy unless Signature present.)
Date: 7/14/8
NELAC Certification Number: E83934

Target Compounds	Concentration Levels in Parts per Billion (ug/L or ug/Kg)				
Field Laboratory Number:	GST070208-W01	GST070208-W02	GST070208-W03	GST070208-W04	GST070208-W05
Client Field Description:	LC34-EC-5-B-20080701	LC34-RW-1-B-20080701	LC34-RW-2-B-20080701	LC34-RW-3-B-20080701	LC34-IS-2-B-20080701
Matrix:	Water	Water	Water	Water	Water
Sample Size:	3 ml	0.02 ml	0.001 ml	0.001 ml	0.002 ml
Sample Collection Date /Received:	7/1/8 1505	7/1/8 1508	7/1/8 1511	7/1/8 1513	7/1/8 1515
Analysis Date:	7/2/2008	7/2/2008	7/2/2008	7/2/2008	7/2/2008
Vinyl chloride	3 U	500 U	10000 U	10000 U	5000 U
1,1-Dichloroethene	3 U	500 U	10000 U	10000 U	5000 U
trans-1,2-Dichloroethene	3 U	500 U	10000 U	10000 U	5000 U
cis-1,2-Dichloroethene	4	1800	18,000	12,000	7300
Trichloroethene	26	7,200	1,130,000	160,000	252,000
Perchloroethene	3 U	500 U	10000 U	10000 U	5000 U
Field Laboratory Number:	GST070208-W06	GST070208-W06 Duplicate	GST070208-W07	GST070208-W08	GST070208-W09
Client Field Description:	LC34-ES-2-B-20080701	LC34-ES-2-B-20080701	LC34-RW-1-B-20080702	LC34-RW-2-B-20080702	LC34-RW-3-B-20080702
Matrix:	Water	Water	Water	Water	Water
Sample Size:	10 ml	3 ml	0.025 ml	0.001 ml	0.001 ml
Sample Collection Date /Received:	7/1/8 1517	7/1/8 1517	7/2/8 1142	7/2/8 1143	7/2/8 1144
Analysis Date:	7/2/2008	7/2/2008	7/2/2008	7/2/2008	7/2/2008
Vinyl chloride	1 U	3 U	400 U	10000 U	10000 U
1,1-Dichloroethene	1 U	3 U	400 U	10000 U	10000 U
trans-1,2-Dichloroethene	1 U	3 U	400 U	10000 U	10000 U
cis-1,2-Dichloroethene	18	18	1900	20,000	10000 U
Trichloroethene	220 J	240	7400	1,240,000	230,000
Perchloroethene	1 U	3 U	400 U	10000 U	10000 U

All data is calculated on a wet weight basis.
All data results meet all requirements of the NELAC Standards unless test results contain qualifiers. If qualifiers are assigned, see below for qualifier description.
Note(s):

FDEP Data Qualifier Codes (Document Reference: FDEP QA-001/92) Section 10.0 Table 10.2 per field chemist's review.
U = Indicates that the compound was analyzed for but not detected at the quantitation limit. The value associated with the qualifier shall be the method detection limit.
J = Estimated value due to sample response greater than calibration curve.

Analytical Laboratories of Florida: Laboratory Results

Site Project Name: LC34 Mobile Lab Services
Site Location: LC 34, KSC, Fl.
Client Name: GeoSyntec Consultants (Titusville office)
Client Contact: Jim Langenbach (321-269-5880)
Analysis Methodology: EPA 8021 (subset)

Client Project Number: FO.0552
Laboratory Project Name: GST010808
Laboratory Address: 535 Riverdale Drive
Merritt Island, Florida 32953
321-258-1355

Field Chemist: Dale A. Schamp
Signature: Dale A. Schamp
(Draft Copy unless Signature present.)
Date: 7/14/8
NELAC Certification Number: E83934

Target Compounds	Concentration Levels in Parts per Billion (ug/L or ug/Kg)				
Field Laboratory Number:	GST070208-W10	GST070208-W11	GST070208-W12	GST070208-W13	GST070208-W14
Client Field Description:	LC34-IS-3-B-20080702	LC34-EC-6-B-20080702	LC34-DPT067-58.0-20080630	LC34-DPT068-14.0-20080630	LC34-DPT068-32.0-20080630
Matrix:	Water	Water	Water	Water	Water
Sample Size:	0.001 ml	3 ml	0.05 ml	0.2 ml	0.05 ml
Sample Collection Date /Received:	7/2/8 1150	7/2/8 1152	6/30/8 0830	6/30/8 0958	6/30/8 1024
Analysis Date:	7/2/2008	7/2/2008	7/2/2008	7/2/2008	7/2/2008
Vinyl chloride	10000 U	3 U	200 U	140	4500
1,1-Dichloroethene	10000 U	3 U	200 U	50 U	200 U
trans-1,2-Dichloroethene	10000 U	3 U	200 U	50 U	200 U
cis-1,2-Dichloroethene	10000 U	5	200 U	1,100	9500
Trichloroethene	430,000	34	2,500	65	200 U
Perchloroethene	10000 U	3 U	200 U	50 U	200 U

Field Laboratory Number:	GST070208-W15	GST070208-W16	GST070208-W17	GST070208-W18	GST070208-W18 Spike
Client Field Description:	LC34-DPT068-43.0-20080630	LC34-DPT068-58.0-20080630	LC34-DPT069-18.0-20080630	LC34-DPT069-62.0-20080630	LC34-DPT069-62.0-20080630
Matrix:	Water	Water	Water	Water	Water & 50 ppb
Sample Size:	0.025 ml	5 ml	0.01 ml	2 ml	2 ml
Sample Collection Date /Received:	6/30/8 1100	6/30/8 1146	6/30/8 1640	6/30/8 1717	6/30/8 1717
Analysis Date:	7/2/2008	7/2/2008	7/2/2008	7/2/2008	7/2/2008
Vinyl chloride	400 U	3	81,000	44	58 (114.9 % Rec.)
1,1-Dichloroethene	400 U	2 U	1000 U	5 U	54 (107.4 % Rec.)
trans-1,2-Dichloroethene	400 U	2 U	1800	5 U	45 (90.5 % Rec.)
cis-1,2-Dichloroethene	15000	12	88,200	27	71 (88.0 % Rec.)
Trichloroethene	4200	2 U	4400	5 U	65 (118.2 % Rec.)
Perchloroethene	400 U	2 U	1000 U	5 U	47 (95.0 % Rec.)

All data is calculated on a wet weight basis.
All data results meet all requirements of the NELAC Standards unless test results contain qualifiers. If qualifiers are assigned, see below for qualifier description.
Note(s):

FDEP Data Qualifier Codes (Document Reference: FDEP QA-001/92) Section 10.0 Table 10.2 per field chemist's review.
U = Indicates that the compound was analyzed for but not detected at the quantitation limit. The value associated with the qualifier shall be the method detection limit.
J = Estimated value due to sample response greater than calibration curve.

Analytical Laboratories of Florida: Laboratory Results

Site Project Name: LC34 Mobile Lab Services
Site Location: LC 34, KSC, Fl.
Client Name: GeoSyntec Consultants (Titusville office)
Client Contact: Jim Langenbach (321-269-5880)
Analysis Methodology: EPA 8021 (subset)

Client Project Number: FO.0552
Laboratory Project Name: GST010808
Laboratory Address: 535 Riverdale Drive
Merritt Island, Florida 32953
321-258-1355

Field Chemist: Dale A. Schamp
Signature: Dale A Schamp
(Draft Copy unless Signature present.)
Date: 7/14/8
NELAC Certification Number: E83934

Target Compounds	Concentration Levels in Parts per Billion (ug/L or ug/Kg)				
Field Laboratory Number:	GST070208-W19	GST070208-W20	GST070208-W21	GST070208-W22	GST070208-W23
Client Field Description:	LC34-IS-4-B-20080703	LC34-RW-1-B-20080703	LC34-RW-2-B-20080703	LC34-RW-3-B-20080703	LC34-EC-8-B-20080703
Matrix:	Water	Water	Water	Water	Water
Sample Size:	0.002 ml	0.025 ml	0.001 ml	0.001 ml	10 ml
Sample Collection Date /Received:	7/3/8 0741	7/3/8 0745	7/3/8 0748	7/3/8 0750	7/3/8 0755
Analysis Date:	7/7/2008	7/7/2008	7/7/2008	7/7/2008	7/7/2008
Vinyl chloride	5000 U	400 U	10000 U	10000 U	1 U
1,1-Dichloroethene	5000 U	400 U	10000 U	10000 U	1 U
trans-1,2-Dichloroethene	5000 U	400 U	10000 U	10000 U	1 U
cis-1,2-Dichloroethene	9,400	1600	15,000	10000 U	1 U
Trichloroethene	330,000	6,800	880,000	162,000	2
Perchloroethene	5000 U	400 U	10000 U	10000 U	1 U
Field Laboratory Number:	GST070208-W23 Spike	GST070208-W24	GST070208-W25	GST070208-W26	GST070208-W27
Client Field Description:	LC34-EC-8-B-20080703	LC34-RW-2-B-SUMP20080702	LC34-EC-7-B-20080702	LC34-DPT69-72.0-20080702	LC34-DPT069-78.0-20080702
Matrix:	Water & 10 ppb	Water	Water	Water	Water
Sample Size:	10 ml	0.001 ml	10 ml	2 ml	5 ml
Sample Collection Date /Received:	7/3/8 0755	7/2/8 1430	7/2/8 1700	7/2/8 1636	7/2/8 1745
Analysis Date:	7/7/2008	7/7/2008	7/7/2008	7/7/2008	7/7/2008
Vinyl chloride	8.5 (84.8 % Rec.)	10000 U	1 U	5	2 U
1,1-Dichloroethene	8.7 (87.1 % Rec.)	10000 U	1 U	5 U	2 U
trans-1,2-Dichloroethene	9.7 (97.3 % Rec.)	10000 U	1 U	5 U	2 U
cis-1,2-Dichloroethene	9.5 (76.3 % Rec.)	11,000	1 U	44	25
Trichloroethene	10 (102.8 % Rec.)	790,000	2	5 U	2 U
Perchloroethene	9.6 (95.9 % Rec.)	10000 U	1 U	5 U	2 U

All data is calculated on a wet weight basis.
All data results meet all requirements of the NELAC Standards unless test results contain qualifiers. If qualifiers are assigned, see below for qualifier description.
Note(s):

FDEP Data Qualifier Codes (Document Reference: FDEP QA-001/92) Section 10.0 Table 10.2 per field chemist's review.
U = Indicates that the compound was analyzed for but not detected at the quantitation limit. The value associated with the qualifier shall be the method detection limit.
J = Estimated value due to sample response greater than calibration curve.

Analytical Laboratories of Florida: Laboratory Results

Site Project Name: LC34 Mobile Lab Services
Site Location: LC 34, KSC, Fl.
Client Name: GeoSyntec Consultants (Titusville office)
Client Contact: Jim Langenbach (321-269-5880)
Analysis Methodology: EPA 8021 (subset)

Client Project Number: FO.0552
Laboratory Project Name: GST010808
Laboratory Address: 535 Riverdale Drive
Merritt Island, Florida 32953
321-258-1355

Field Chemist: Dale A. Schamp
Signature: Dale A Schamp
(Draft Copy unless Signature present.)
Date: 7/14/8
NELAC Certification Number: E83934

Target Compounds	Concentration Levels in Parts per Billion (ug/L or ug/Kg)				
Field Laboratory Number:	GST070208-W27 Duplicate	GST070208-W28	GST070208-W29	GST070208-W30	GST070208-W31
Client Field Description:	LC34-DPT069-78.0-20080702	LC34-DPT070-8.0-20080707	LC34-DPT070-18.0-20080707	LC34-DPT070-25.0-20080707	LC34-DPT070-40.0-20080707
Matrix:	Water	Water	Water	Water	Water
Sample Size:	5 ml	10 ml	0.25 ml	0.025 ml	10 ml
Sample Collection Date /Received:	7/2/8 1745	7/7/8 0918	7/7/8 0938	7/7/8 0958	7/7/8 1022
Analysis Date:	7/7/2008	7/7/2008	7/7/2008	7/7/2008	7/7/2008
Vinyl chloride	2 U	1 U	40 U	42,000	1 U
1,1-Dichloroethene	2 U	1 U	40 U	400 U	1 U
trans-1,2-Dichloroethene	2 U	1 U	49	400 U	1 U
cis-1,2-Dichloroethene	27	1 U	3,300	23,000	1 U
Trichloroethene	2 U	1 U	40 U	400 U	1 U
Perchloroethene	2 U	1 U	40 U	400 U	1 U

Field Laboratory Number:	GST070208-W32	GST070208-W33	GST070208-W34	GST070208-W35	GST070208-W36
Client Field Description:	LC34-DPT070-58.0-20080707	LC34-DPT070-64.0-20080707	LC34-DPT070-78.0-20080707	LC34-DPT071-8.0-20080707	LC34-DPT071-18.0-20080707
Matrix:	Water	Water	Water	Water	Water
Sample Size:	0.025 ml	0.01 ml	0.01 ml	0.5 ml	0.01 ml
Sample Collection Date /Received:	7/7/8 1111	7/7/8 1238	7/7/8 1321	7/7/8 1440	7/7/8 1519
Analysis Date:	7/7/2008	7/7/2008	7/7/2008	7/7/2008	7/7/2008
Vinyl chloride	400 U	1000 U	1000 U	250	1000 U
1,1-Dichloroethene	400 U	1000 U	1000 U	20 U	1000 U
trans-1,2-Dichloroethene	400 U	1000 U	1000 U	20 U	1200
cis-1,2-Dichloroethene	4400	24,800	1,000	680	79,100
Trichloroethene	5900	144,000	6100	20 U	28,100
Perchloroethene	400 U	1000 U	1000 U	20 U	1000 U

All data is calculated on a wet weight basis.
All data results meet all requirements of the NELAC Standards unless test results contain qualifiers. If qualifiers are assigned, see below for qualifier description.
Note(s):

FDEP Data Qualifier Codes (Document Reference: FDEP QA-001/92) Section 10.0 Table 10.2 per field chemist's review.
U = Indicates that the compound was analyzed for but not detected at the quantitation limit. The value associated with the qualifier shall be the method detection limit.
J = Estimated value due to sample response greater than calibration curve.

Analytical Laboratories of Florida: Laboratory Results

Field Chemist: Dale A. Schamp
Signature: Dale A Schamp
(Draft Copy unless Signature present.)
Date: 7/14/8
NELAC Certification Number: E83934

Site Project Name: LC34 Mobile Lab Services
Site Location: LC 34, KSC, Fl.
Client Name: GeoSyntec Consultants (Titusville office)
Client Contact: Jim Langenbach (321-269-5880)
Analysis Methodology: EPA 8021 (subset)

Client Project Number: FO.0552
Laboratory Project Name: GST010808
Laboratory Address: 535 Riverdale Drive
Merritt Island, Florida 32953
321-258-1355

Target Compounds	Concentration Levels in Parts per Billion (ug/L or ug/Kg)				
Field Laboratory Number:	GST070208-W37	GST070208-W38	GST070208-W39	GST070208-W40	GST070208-W41
Client Field Description:	LC34-DPT071-25.0-20080707	LC34-DPT071-40.0-20080707	LC34-carboneffluent-20080707	LC34-DPT071-58.0-20080707	LC34-DPT071-64.0-20080707
Matrix:	Water	Water	Water	Water	Water
Sample Size:	0.01 ml	3 ml	10 ml	0.01 ml	0.01 ml
Sample Collection Date /Received:	7/7/8 1538	7/7/8 1558	7/7/8 1607	7/7/8 1624	7/7/8 1704
Analysis Date:	7/7/2008	7/7/2008	7/7/2008	7/7/2008	7/7/2008
Vinyl chloride	1000 U	3 U	1 U	1000 U	1000 U
1,1-Dichloroethene	1000 U	3 U	15	1000 U	1000 U
trans-1,2-Dichloroethene	1200	3 U	1 U	1000 U	1000 U
cis-1,2-Dichloroethene	109,000	7	1 U	9,400	32,200
Trichloroethene	2,000	3 U	1 U	15,100	206,000
Perchloroethene	1000 U	3 U	1 U	1000 U	1000 U
Field Laboratory Number:	GST070208-W42	GST070208-W42 Duplicate	GST070208-W43	GST070208-W44	GST070208-W45
Client Field Description:	LC34-DPT071-78.0-20080707	LC34-DPT071-78.0-20080707	LC34-totalinfluent-20080707	LC34-strippereff-20080707	LC34-RW-1A-20080707
Matrix:	Water	Water	Water	Water	Water
Sample Size:	1 ml	1 ml	0.002 ml	1.0 ml	0.01 ml
Sample Collection Date /Received:	7/7/8 1735	7/7/8 1735	7/7/8 1551	7/7/8 1555	7/7/8 1557
Analysis Date:	7/7/2008	7/7/2008	7/7/2008	7/8/2008	7/8/2008
Vinyl chloride	10 U	10 U	8,800	10 U	10,300
1,1-Dichloroethene	10 U	10 U	5000 U	42	1000 U
trans-1,2-Dichloroethene	10 U	10 U	5000 U	10 U	1000 U
cis-1,2-Dichloroethene	180	180	80,000	250	19,800
Trichloroethene	290	310	184,000	230	11,700
Perchloroethene	10 U	10 U	5000 U	10 U	1000 U

All data is calculated on a wet weight basis.
All data results meet all requirements of the NELAC Standards unless test results contain qualifiers. If qualifiers are assigned, see below for qualifier description.
Note(s):

FDEP Data Qualifier Codes (Document Reference: FDEP QA-001/92) Section 10.0 Table 10.2 per field chemist's review.
U = Indicates that the compound was analyzed for but not detected at the quantitation limit. The value associated with the qualifier shall be the method detection limit.
J = Estimated value due to sample response greater than calibration curve.

Analytical Laboratories of Florida: Laboratory Results

Field Chemist: Dale A. Schamp
Signature: Dale A Schamp
(Draft Copy unless Signature present.)
Date: 7/14/8
NELAC Certification Number: E83934

Site Project Name: LC34 Mobile Lab Services
Site Location: LC 34, KSC, Fl.
Client Name: GeoSyntec Consultants (Titusville office)
Client Contact: Jim Langenbach (321-269-5880)
Analysis Methodology: EPA 8021 (subset)

Client Project Number: FO.0552
Laboratory Project Name: GST010808
Laboratory Address: 535 Riverdale Drive
Merritt Island, Florida 32953
321-258-1355

Target Compounds	Concentration Levels in Parts per Billion (ug/L or ug/Kg)				
Field Laboratory Number:	GST070208-W46	GST070208-W47	GST070208-W47 Duplicate	GST070208-W48	GST070208-W49
Client Field Description:	LC34-RW-2-A-20080707	LC34-RW-3-A-20080707	LC34-RW-3-A-20080707	LC34-DPT072-18.0-20080708	LC34-DPT072-25.0-20080708
Matrix:	Water	Water	Water	Water	Water
Sample Size:	0.001 ml	0.001 ml	0.001 ml	0.005 ml	0.003 ml
Sample Collection Date /Received:	7/7/8 1559	7/7/8 1601	7/7/8 1601	7/8/8 0900	7/8/8 0920
Analysis Date:	7/8/2008	7/8/2008	7/8/2008	7/8/2008	7/8/2008
Vinyl chloride	13,700	11,000	13,200	2000 U	9800
1,1-Dichloroethene	10000 U	10000 U	10000 U	2000 U	3300 U
trans-1,2-Dichloroethene	10000 U	10000 U	10000 U	2000 U	3300 U
cis-1,2-Dichloroethene	149,000	93,500	93,400	50,300	74,800
Trichloroethene	260,000	403,000	350,000	7,400	7,300
Perchloroethene	10000 U	10000 U	10000 U	2000 U	3300 U
Field Laboratory Number:	GST070208-W50	GST070208-W50 Duplicate	GST070208-W50 Spike	GST070208-W51	GST070208-W52
Client Field Description:	LC34-DPT072-58.0-20080708	LC34-DPT072-58.0-20080707	LC34-DPT072-58.0-20080708	LC34-DPT072-64.0-20080708	LC34-DPT072-78.0-20080708
Matrix:	Water	Water	Water & 100 ppb	Water	Water
Sample Size:	1 ml	1 ml	1 ml	0.003 ml	3 ml
Sample Collection Date /Received:	7/8/8 1000	7/8/8 1000	7/8/8 1000	7/8/8 1035	7/8/8 1110
Analysis Date:	7/8/2008	7/8/2008	7/8/2008	7/8/2008	7/8/2008
Vinyl chloride	10 U	10 U	82 (81.8 % Rec.)	3300 U	4
1,1-Dichloroethene	10 U	10 U	89 (89.0 % Rec.)	3300 U	3 U
trans-1,2-Dichloroethene	10 U	10 U	7.7 (76.6 % Rec.)	3300 U	3 U
cis-1,2-Dichloroethene	220	190	280 (91.5 % Rec.)	25,800	33
Trichloroethene	120	140	210 (69.9 % Rec.)	77,900	10
Perchloroethene	10 U	10 U	82 (81.6 % Rec.)	3300 U	3 U

All data is calculated on a wet weight basis.
All data results meet all requirements of the NELAC Standards unless test results contain qualifiers. If qualifiers are assigned, see below for qualifier description.
Note(s):

FDEP Data Qualifier Codes (Document Reference: FDEP QA-001/92) Section 10.0 Table 10.2 per field chemist's review.
U = Indicates that the compound was analyzed for but not detected at the quantitation limit. The value associated with the qualifier shall be the method detection limit.
J = Estimated value due to sample response greater than calibration curve.

Analytical Laboratories of Florida: Laboratory Results

Field Chemist: Dale A. Schamp
Signature: Dale A Schamp
(Draft Copy unless Signature present.)
Date: 7/14/8

Site Project Name: LC34 Mobile Lab Services
Site Location: LC 34, KSC, Fl.
Client Name: GeoSyntec Consultants (Titusville office)
Client Contact: Jim Langenbach (321-269-5880)
Analysis Methodology: EPA 8021 (subset)

Client Project Number: FO.0552
Laboratory Project Name: GST010808
Laboratory Address: 535 Riverdale Drive
Merritt Island, Florida 32953
321-258-1355

NELAC Certification Number: E83934

Target Compounds	Concentration Levels in Parts per Billion (ug/L or ug/Kg)				
Field Laboratory Number:	GST070208-W53	GST070208-W54	GST070208-W55	GST070208-W56	GST070208-W57
Client Field Description:	LC34-DPT074-18.0-20080708	LC34-DPT074-25.0-20080708	LC34-DPT074-64.0-20080708	LC34-DPT074-69.0-20080708	LC34-DPT074-78.0-20080708
Matrix:	Water	Water	Water	Water	Water
Sample Size:	0.005 ml	0.003 ml	0.003 ml	0.002 ml	2 ml
Sample Collection Date /Received:	7/8/8 1137	7/8/8 1216	7/8/8 1319	7/8/8 1420	7/8/8 1524
Analysis Date:	7/8/2008	7/8/2008	7/8/2008	7/8/2008	7/8/2008
Vinyl chloride	2000 U	3300 U	3300 U	5000 U	5 U
1,1-Dichloroethene	2000 U	3300 U	3300 U	5000 U	5 U
trans-1,2-Dichloroethene	2200	3300 U	3300 U	5000 U	5 U
cis-1,2-Dichloroethene	54,500	83,600	16,000	26,200	68
Trichloroethene	18,300	4,700	45,100	158,000	75
Perchloroethene	2000 U	3300 U	3300 U	5000 U	5 U
Field Laboratory Number:	GST070208-W58	GST070208-W59	GST070208-W60	GST070208-W60 Spike	GST070208-W61
Client Field Description:	LC34-DPT073-18.0-20080708	LC34-DPT073-25.0-20080708	LC34-DPT073-58.0-20080708	LC34-DPT073-58.0-20080708	LC34-DPT073-64.0-20080708
Matrix:	Water	Water	Water	Water & 100 ppb	Water
Sample Size:	0.25 ml	0.02 ml	1 ml	1 ml	0.003 ml
Sample Collection Date /Received:	7/8/8 1302	7/8/8 1330	7/8/8 1405	7/8/8 1405	7/8/8 1436
Analysis Date:	7/8/2008	7/8/2008	7/8/2008	7/8/2008	7/8/2008
Vinyl chloride	40 U	500 U	10 U	81 (81.4 % Rec.)	9,600
1,1-Dichloroethene	40 U	500 U	10 U	91 (91.4 % Rec.)	3300 U
trans-1,2-Dichloroethene	40 U	500 U	10 U	89 (89.8 % Rec.)	3300 U
cis-1,2-Dichloroethene	1600	5,700	230	332 (98.8 % Rec.)	23,300
Trichloroethene	40 U	1,400	170	250 (76.0 % Rec.)	96,200
Perchloroethene	40 U	500 U	10 U	93 (92.8 % Rec.)	3300 U

All data is calculated on a wet weight basis.
All data results meet all requirements of the NELAC Standards unless test results contain qualifiers. If qualifiers are assigned, see below for qualifier description.
Note(s):

FDEP Data Qualifier Codes (Document Reference: FDEP QA-001/92) Section 10.0 Table 10.2 per field chemist's review.
U = Indicates that the compound was analyzed for but not detected at the quantitation limit. The value associated with the qualifier shall be the method detection limit.
J = Estimated value due to sample response greater than calibration curve.

Analytical Laboratories of Florida: Laboratory Results

Field Chemist: Dale A. Schamp

Site Project Name: LC34 Mobile Lab Services
Site Location: LC 34, KSC, Fl.
Client Name: GeoSyntec Consultants (Titusville office)
Client Contact: Jim Langenbach (321-269-5880)
Analysis Methodology: EPA 8021 (subset)

Client Project Number:FO.0552
Laboratory Project Name: GST010808
Laboratory Address: 535 Riverdale Drive
Merritt Island, Florida 32953
321-258-1355

Signature: Dale A Schamp
(Draft Copy unless Signature present.)
Date: 7/14/8
NELAC Certification Number: E83934

Target Compounds	Concentration Levels in Parts per Billion (ug/L or ug/Kg)				
Field Laboratory Number:	GST070208-W62	GST070208-W63	GST070208-W64	GST070208-W65	GST070208-W66
Client Field Description:	LC34-DPT073-78.0-20080708	LC34-DPT075-18.0-20080708	LC34-RW-1-A-20080708	LC34-RW-2-A-20080708	LC34-RW-3-A-20080708
Matrix:	Water	Water	Water	Water	Water
Sample Size:	3 ml	0.020 ml	0.010 ml	0.001 ml	0.001 ml
Sample Collection Date /Received:	7/8/8 1510	7/8/8 1647	7/8/8 1314	7/8/8 1316	7/8/8 1318
Analysis Date:	7/8/2008	7/8/2008	7/8/2008	7/8/2008	7/8/2008
Vinyl chloride	3 U	960	10,400	17,200	11,600
1,1-Dichloroethene	3 U	500 U	1000 U	10000 U	10000 U
trans-1,2-Dichloroethene	3 U	500 U	1000 U	10000 U	10000 U
cis-1,2-Dichloroethene	23	10,400	23,200	204,000	112,000
Trichloroethene	46	500 U	10,700	323,000	447,000
Perchloroethene	3 U	500 U	1000 U	10000 U	10000 U
Field Laboratory Number:	GST070208-W67	GST070208-W68	GST070208-W69	GST070208-W69 Duplicate	GST070208-W69 Spike
Client Field Description:	LC34-totalinfluent-20080708	LC34-stripperefflent-20080708	LC34-carboneffluent-20080708	LC34-carboneffluent-20080708	LC34-carboneffluent-20080708
Matrix:	Water	Water	Water	Water	Water & 33 ppb
Sample Size:	0.001 ml	1 ml	3 ml	3 ml	3 ml
Sample Collection Date /Received:	7/8/8 1320	7/8/8 1324	7/8/8 1326	7/8/8 1326	7/8/8 1326
Analysis Date:	7/8/2008	7/8/2008	7/9/2008	7/9/2008	7/9/2008
Vinyl chloride	11,200	10 U	3 U	3 U	28 (83.1 % Rec.)
1,1-Dichloroethene	10000 U	48	30	31	62 (93.6 % Rec.)
trans-1,2-Dichloroethene	10000 U	10 U	3 U	3 U	28 (85.8 % Rec.)
cis-1,2-Dichloroethene	96,100	260	3 U	3 U	30 (89.4 % Rec.)
Trichloroethene	197,000	150	3 U	3	31 (93.3 % Rec.)
Perchloroethene	10000 U	10 U	3 U	3 U	28 (85.1 % Rec.)

All data is calculated on a wet weight basis.
All data results meet all requirements of the NELAC Standards unless test results contain qualifiers. If qualifiers are assigned, see below for qualifier description.
Note(s):

FDEP Data Qualifier Codes (Document Reference: FDEP QA-001/92) Section 10.0 Table 10.2 per field chemist's review.
U = Indicates that the compound was analyzed for but not detected at the quantitation limit. The value associated with the qualifier shall be the method detection limit.
J = Estimated value due to sample response greater than calibration curve.

Analytical Laboratories of Florida: Laboratory Results

Field Chemist: Dale A. Schamp

Site Project Name: LC34 Mobile Lab Services
Site Location: LC 34, KSC, Fl.
Client Name: GeoSyntec Consultants (Titusville office)
Client Contact: Jim Langenbach (321-269-5880)
Analysis Methodology: EPA 8021 (subset)

Client Project Number: FO.0552
Laboratory Project Name: GST010808
Laboratory Address: 535 Riverdale Drive
Merritt Island, Florida 32953
321-258-1355

Signature: Dale A. Schamp
(Draft Copy unless Signature present.)
Date: 7/14/8
NELAC Certification Number: E83934

Target Compounds	Concentration Levels in Parts per Billion (ug/L or ug/Kg)				
Field Laboratory Number:	GST070208-W70	GST070208-W71	GST070208-W72	GST070208-W73	GST070208-W74
Client Field Description:	LC34-DPT075-25.0-20080709	LC34-DPT075-58.0-20080709	LC34-DPT075-64.0-20080709	LC34-DPT075-78.0-20080709	LC34-DPT076-18.0-20080709
Matrix:	Water	Water	Water	Water	Water
Sample Size:	0.025 ml	10 ml	1 ml	10 ml	0.002 ml
Sample Collection Date /Received:	7/9/8 0747	7/9/8 0825	7/9/8 0858	7/9/8 0952	7/9/8 0812
Analysis Date:	7/9/2008	7/9/2008	7/8/2008	7/9/2008	7/9/2008
Vinyl chloride	2,000	1 U	10 U	1	5000 U
1,1-Dichloroethene	400 U	1 U	10 U	1 U	5000 U
trans-1,2-Dichloroethene	400 U	1 U	10 U	1 U	5000 U
cis-1,2-Dichloroethene	14,900	1 U	130	2	79,600
Trichloroethene	400 U	1	82	1 U	8,200
Perchloroethene	400 U	1 U	10 U	1 U	5000 U
Field Laboratory Number:	GST070208-W75	GST070208-W76	GST070208-W77	GST070208-W78	GST070208-W79
Client Field Description:	LC34-DPT076-25.0-20080709	LC34-DPT076-64.0-20080709	LC34-DPT076-69.0-20080709	LC34-DPT076-78.0-20080709	LC34-DPT077-18.0-20080709
Matrix:	Water	Water	Water	Water	Water
Sample Size:	0.025 ml	10 ml	1 ml	1 ml	0.5 ml
Sample Collection Date /Received:	7/9/8 0835	7/9/8 0916	7/9/8 1005	7/9/8 1102	7/9/8 1040
Analysis Date:	7/9/2008	7/9/2008	7/9/2008	7/9/2008	7/9/2008
Vinyl chloride	400 U	2	10 U	10 U	20 U
1,1-Dichloroethene	400 U	1 U	10 U	10 U	20 U
trans-1,2-Dichloroethene	400 U	1 U	10 U	10 U	20 U
cis-1,2-Dichloroethene	7,000	32	380	150	610
Trichloroethene	400 U	1 U	10 U	10 U	20 U
Perchloroethene	400 U	1 U	10 U	10 U	20 U

All data is calculated on a wet weight basis.
All data results meet all requirements of the NELAC Standards unless test results contain qualifiers. If qualifiers are assigned, see below for qualifier description.
Note(s):

FDEP Data Qualifier Codes (Document Reference: FDEP QA-001/92) Section 10.0 Table 10.2 per field chemist's review.
U = Indicates that the compound was analyzed for but not detected at the quantitation limit. The value associated with the qualifier shall be the method detection limit.
J = Estimated value due to sample response greater than calibration curve.

Analytical Laboratories of Florida: Laboratory Results

Site Project Name: LC34 Mobile Lab Services
Site Location: LC 34, KSC, Fl.
Client Name: GeoSyntec Consultants (Titusville office)
Client Contact: Jim Langenbach (321-269-5880)
Analysis Methodology: EPA 8021 (subset)

Client Project Number: FO.0552
Laboratory Project Name: GST010808
Laboratory Address: 535 Riverdale Drive
Merritt Island, Florida 32953
321-258-1355

Field Chemist: Dale A. Schamp
Signature: Dale A Schamp
(Draft Copy unless Signature present.)
Date: 7/14/8
NELAC Certification Number: E83934

Target Compounds	Concentration Levels in Parts per Billion (ug/L or ug/Kg)				
Field Laboratory Number:	GST070208-W80	GST070208-W81	GST070208-W82	GST070208-W83	GST070208-W84
Client Field Description:	LC34-DPT077-25.0-20080709	LC34-DPT077-58.0-20080709	LC34-DPT077-64.0-20080709	LC34-DPT077-78.0-20080709	LC34-DPT078-18.0-20080709
Matrix:	Water	Water	Water	Water	Water
Sample Size:	0.025 ml	10 ml	0.25 ml	10 ml	0.005 ml
Sample Collection Date /Received:	7/9/8 1100	7/9/8 1125	7/9/8 1255	7/9/8 1335	7/9/8 1400
Analysis Date:	7/9/2008	7/9/2008	7/9/2008	7/9/2008	7/9/2008
Vinyl chloride	400 U	1 U	40 U	1	14,300
1,1-Dichloroethene	400 U	1 U	40 U	1 U	2000 U
trans-1,2-Dichloroethene	400 U	1 U	40 U	1 U	2000 U
cis-1,2-Dichloroethene	12,400	1	1,200	1 U	113,000
Trichloroethene	400 U	1 U	840	1 U	15,300
Perchloroethene	400 U	1 U	40 U	1 U	2000 U
Field Laboratory Number:	GST070208-W85	GST070208-W86	GST070208-W87	GST070208-W88	GST070208-W89
Client Field Description:	LC34-DPT078-25.0-20080709	LC34-DPT078-64.0-20080709	LC34-DPT078-69.0-20080709	LC34-DPT078-78.0-20080709	LC34-DPT079-18.0-20080709
Matrix:	Water	Water	Water	Water	Water
Sample Size:	0.002 ml	1 ml	0.25 ml	0.25 ml	1 ml
Sample Collection Date /Received:	7/9/8 1422	7/9/8 1519	7/9/8 1617	7/9/8 1708	7/9/8 1450
Analysis Date:	7/9/2008	7/9/2008	7/9/2008	7/9/2008	7/9/2008
Vinyl chloride	5000 U	10 U	40 U	40 U	10 U
1,1-Dichloroethene	5000 U	10 U	40 U	40 U	10 U
trans-1,2-Dichloroethene	5000 U	10 U	40 U	40 U	10 U
cis-1,2-Dichloroethene	129,000	85	340	460	120
Trichloroethene	12,100	84	420	110	10 U
Perchloroethene	5000 U	10 U	40 U	40 U	10 U

All data is calculated on a wet weight basis.
All data results meet all requirements of the NELAC Standards unless test results contain qualifiers. If qualifiers are assigned, see below for qualifier description.
Note(s):

FDEP Data Qualifier Codes (Document Reference: FDEP QA-001/92) Section 10.0 Table 10.2 per field chemist's review.
U = Indicates that the compound was analyzed for but not detected at the quantitation limit. The value associated with the qualifier shall be the method detection limit.
J = Estimated value due to sample response greater than calibration curve.

Analytical Laboratories of Florida: Laboratory Results

Field Chemist: Dale A. Schamp

Signature: Dale A Schamp
(Draft Copy unless Signature present.)

Date: 7/14/8

Site Project Name: LC34 Mobile Lab Services
Site Location: LC 34, KSC, Fl.
Client Name: GeoSyntec Consultants (Titusville office)
Client Contact: Jim Langenbach (321-269-5880)
Analysis Methodology: EPA 8021 (subset)

Client Project Number: FO.0552
Laboratory Project Name: GST010808
Laboratory Address: 535 Riverdale Drive
Merritt Island, Florida 32953
321-258-1355

NELAC Certification Number: E83934

Target Compounds	Concentration Levels in Parts per Billion (ug/L or ug/Kg)				
Field Laboratory Number:	GST070208-W90	GST070208-W91	GST070208-W91 Duplicate	GST070208-W92	GST070208-W93
Client Field Description:	LC34-DPT079-25.0-20080709	LC34-DPT079-58.0-20080709	LC34-DPT079-58.0-20080709	LC34-DPT079-64.0-20080709	LC34-RW-1-A-20080709
Matrix:	Water	Water	Water	Water	Water
Sample Size:	0.005 ml	0.5 ml	0.5 ml	0.010 ml	0.010 ml
Sample Collection Date /Received:	7/9/8 1508	7/9/8 1620	7/9/8 1620	7/9/8 1654	7/9/8 1635
Analysis Date:	7/9/2008	7/9/2008	7/9/2008	7/9/2008	7/9/2008
Vinyl chloride	10,200	20 U	20 U	1000 U	10,800
1,1-Dichloroethene	2000 U	20 U	20 U	1000 U	1000 U
trans-1,2-Dichloroethene	2000 U	20 U	20 U	1000 U	1000 U
cis-1,2-Dichloroethene	32,400	450	440	5,200	25,100
Trichloroethene	2,100	510	510	9,500	14,900
Perchloroethene	2000 U	20 U	20 U	1000 U	1000 U
Field Laboratory Number:	GST070208-W94	GST070208-W94 Duplicate	GST070208-W95	GST070208-W96	GST070208-W97
Client Field Description:	LC34-RW-2-A-20080709	LC34-RW-2-A-20080709	LC34-RW-3-A-20080709	LC34-stripperefffluent-20080709	LC34-totalinfluent-20080709
Matrix:	Water	Water	Water	Water	Water
Sample Size:	0.001 ml	0.001 ml	0.001 ml	0.10 ml	0.001 ml
Sample Collection Date /Received:	7/9/8 1638	7/9/8 1638	7/9/8 1715	7/9/8 1722	7/9/8 1725
Analysis Date:	7/10/2008	7/10/2008	7/10/2008	7/10/2008	7/10/2008
Vinyl chloride	25,900	24,000	12,500	100 U	26,100
1,1-Dichloroethene	10000 U	10000 U	10000 U	100 U	10000 U
trans-1,2-Dichloroethene	10000 U	10000 U	10000 U	100 U	10000 U
cis-1,2-Dichloroethene	188,000	185,000	109,000	270	109,000
Trichloroethene	324,000	333,000	383,000	140	193,000
Perchloroethene	10000 U	10000 U	10000 U	100 U	10000 U

All data is calculated on a wet weight basis.
All data results meet all requirements of the NELAC Standards unless test results contain qualifiers. If qualifiers are assigned, see below for qualifier description.
Note(s):

FDEP Data Qualifier Codes (Document Reference: FDEP QA-001/92) Section 10.0 Table 10.2 per field chemist's review.
U = Indicates that the compound was analyzed for but not detected at the quantitation limit. The value associated with the qualifier shall be the method detection limit.
J = Estimated value due to sample response greater than calibration curve.

Analytical Laboratories of Florida: Laboratory Results

Site Project Name: LC34 Mobile Lab Services
Site Location: LC 34, KSC, Fl.
Client Name: GeoSyntec Consultants (Titusville office)
Client Contact: Jim Langenbach (321-269-5880)
Analysis Methodology: EPA 8021 (subset)

Client Project Number: FO.0552
Laboratory Project Name: GST010808
Laboratory Address: 535 Riverdale Drive
Merritt Island, Florida 32953
321-258-1355

Field Chemist: Dale A. Schamp
Signature: Dale A Schamp
(Draft Copy unless Signature present.)
Date: 7/14/8
NELAC Certification Number: E83934

Target Compounds	Concentration Levels in Parts per Billion (ug/L or ug/Kg)				
Field Laboratory Number:	GST070208-W98	GST070208-W99	GST070208-W99 Spike	GST070208-W100	GST070208-W101
Client Field Description:	LC34-DPT079-73.0-20080710	LC34-DPT079-78.0-20080710	LC34-DPT079-78.0-20080710	LC34-DPT080-18.0-20080710	LC34-DPT080-25.0-20080710
Matrix:	Water	Water	Water & 1000 ppb	Water	Water
Sample Size:	0.001 ml	0.10 ml	0.10 ml	0.005 ml	0.004 ml
Sample Collection Date /Received:	7/10/8 0810	7/10/8 0850	7/10/8 0850	7/10/8 0910	7/10/8 0940
Analysis Date:	7/10/2008	7/10/2008	7/10/2008	7/10/2008	7/10/2008
Vinyl chloride	10000 U	100 U	949 (94.9 % Rec.)	2000 U	2500 U
1,1-Dichloroethene	10000 U	100 U	999 (99.9 % Rec.)	2000 U	2500 U
trans-1,2-Dichloroethene	10000 U	100 U	980 (97.9 % Rec.)	3700	2500 U
cis-1,2-Dichloroethene	34,600	780	1720 (94.4 % Rec.)	78,900	42,200
Trichloroethene	122,000	1,200	2060 (82.3 % Rec.)	3,700	2500 U
Perchloroethene	10000 U	100 U	985 (98.5 % Rec.)	2000 U	2500 U

Field Laboratory Number:	GST070208-W102	GST070208-W103	GST070208-W104	GST070208-W105	GST070208-W106
Client Field Description:	LC34-DPT080-64.0-20080710	LC34-DPT080-69.0-20080710	LC34-DPT080-78.0-20080710	LC34-DPT081-18.0-20080710	LC34-DPT081-25.0-20080710
Matrix:	Water	Water	Water	Water	Water
Sample Size:	10 ml	0.01 ml	10 ml	0.25 ml	0.015 ml
Sample Collection Date /Received:	7/10/8 1020	7/10/8 1110	7/10/8 1200	7/10/8 1010	7/10/8 1030
Analysis Date:	7/10/2008	7/10/2008	7/10/2008	7/10/2008	7/10/2008
Vinyl chloride	1 U	1000 U	1	40 U	670 U
1,1-Dichloroethene	1 U	1000 U	1 U	40 U	670 U
trans-1,2-Dichloroethene	1 U	1000 U	1 U	40 U	670 U
cis-1,2-Dichloroethene	12	8,500	35	480	22,400
Trichloroethene	1	9,400	2	40 U	670 U
Perchloroethene	1 U	1000 U	1 U	40 U	670 U

All data is calculated on a wet weight basis.
All data results meet all requirements of the NELAC Standards unless test results contain qualifiers. If qualifiers are assigned, see below for qualifier description.
Note(s):

FDEP Data Qualifier Codes (Document Reference: FDEP QA-001/92) Section 10.0 Table 10.2 per field chemist's review.
U = Indicates that the compound was analyzed for but not detected at the quantitation limit. The value associated with the qualifier shall be the method detection limit.
J = Estimated value due to sample response greater than calibration curve.

Analytical Laboratories of Florida: Laboratory Results

Field Chemist: Dale A. Schamp

Site Project Name: LC34 Mobile Lab Services
Site Location: LC 34, KSC, Fl.
Client Name: GeoSyntec Consultants (Titusville office)
Client Contact: Jim Langenbach (321-269-5880)
Analysis Methodology: EPA 8021 (subset)

Client Project Number: FO.0552
Laboratory Project Name: GST010808
Laboratory Address: 535 Riverdale Drive
Merritt Island, Florida 32953
321-258-1355

Signature: Dale A Schamp
(Draft Copy unless Signature present.)
Date: 7/14/8
NELAC Certification Number: E83934

Target Compounds	Concentration Levels in Parts per Billion (ug/L or ug/Kg)				
Field Laboratory Number:	GST070208-W107	GST070208-W108	GST070208-W109	GST070208-W110	GST070208-W111
Client Field Description:	LC34-DPT081-58.0-20080710	LC34-DPT081-65.0-20080710	LC34-DPT081-73.0-20080710	LC34-DPT081-78.0-20080710	LC34-DPT082-18.0-20080710
Matrix:	Water	Water	Water	Water	Water
Sample Size:	10 ml	0.02 ml	0.025 ml	0.25 ml	0.005 ml
Sample Collection Date /Received:	7/10/8 1055	7/10/8 1120	7/10/8 1308	7/10/8 1355	7/10/8 1404
Analysis Date:	7/10/2008	7/10/2008	7/10/2008	7/10/2008	7/10/2008
Vinyl chloride	1 U	500 U	400 U	40 U	2000 U
1,1-Dichloroethene	1 U	500 U	400 U	40 U	2000 U
trans-1,2-Dichloroethene	1 U	500 U	400 U	40 U	2000 U
cis-1,2-Dichloroethene	5	1,800	5,300	290	38,700
Trichloroethene	2	8,200	16,400	790	2000 U
Perchloroethene	1 U	500 U	400 U	40 U	2000 U
Field Laboratory Number:	GST070208-W112	GST070208-W113	GST070208-W114	GST070208-W115	GST070208-W116
Client Field Description:	LC34-DPT082-25.0-20080710	LC34-DPT082-64.0-20080710	LC34-DPT082-69.0-20080710	LC34-DPT082-78.0-20080710	LC34-DPT083-18.0-20080710
Matrix:	Water	Water	Water	Water	Water
Sample Size:	0.15 ml	3 ml	10 ml	10 ml	3 ml
Sample Collection Date /Received:	7/10/8 1430	7/10/8 1514	7/10/8 1600	7/10/8 1652	7/10/8 1500
Analysis Date:	7/10/2008	7/10/2008	7/10/2008	7/10/2008	7/10/2008
Vinyl chloride	670 U	3 U	1 U	1 U	3 U
1,1-Dichloroethene	670 U	3 U	1 U	1 U	3 U
trans-1,2-Dichloroethene	670 U	3 U	1 U	1 U	3 U
cis-1,2-Dichloroethene	20,400	62	1 U	2	110
Trichloroethene	670 U	3 U	1 U	1 U	3 U
Perchloroethene	670 U	3 U	1 U	1 U	3 U

All data is calculated on a wet weight basis.
All data results meet all requirements of the NELAC Standards unless test results contain qualifiers. If qualifiers are assigned, see below for qualifier description.
Note(s):

FDEP Data Qualifier Codes (Document Reference: FDEP QA-001/92) Section 10.0 Table 10.2 per field chemist's review.
U = Indicates that the compound was analyzed for but not detected at the quantitation limit. The value associated with the qualifier shall be the method detection limit.
J = Estimated value due to sample response greater than calibration curve.

Analytical Laboratories of Florida: Laboratory Results

Site Project Name: LC34 Mobile Lab Services
Site Location: LC 34, KSC, Fl.
Client Name: GeoSyntec Consultants (Titusville office)
Client Contact: Jim Langenbach (321-269-5880)
Analysis Methodology: EPA 8021 (subset)

Client Project Number: FO.0552
Laboratory Project Name: GST010808
Laboratory Address: 535 Riverdale Drive
Merritt Island, Florida 32953
321-258-1355

Field Chemist: Dale A. Schamp
Signature: Dale A. Schamp
(Draft Copy unless Signature present.)
Date: 7/14/8
NELAC Certification Number: E83934

Target Compounds	Concentration Levels in Parts per Billion (ug/L or ug/Kg)				
Field Laboratory Number:	GST070208-W117	GST070208-W118	GST070208-W119	GST070208-W120	GST070208-W121
Client Field Description:	LC34-DPT083-25.0-20080710	LC34-DPT083-58.0-20080710	LC34-DPT083-64.0-20080710	LC34-DPT083-73.0-20080710	LC34-DPT083-78.0-20080711
Matrix:	Water	Water	Water	Water	Water
Sample Size:	0.02 ml	10 ml	10 ml	10 ml	10 ml
Sample Collection Date /Received:	7/10/8 1525	7/10/8 1633	7/10/8 1710	7/10/8 1745	7/11/8 0825
Analysis Date:	7/10/2008	7/10/2008	7/10/2008	7/10/2008	7/11/2008
Vinyl chloride	2,700	1 U	1 U	1 U	1 U
1,1-Dichloroethene	500 U	1 U	1 U	1 U	1 U
trans-1,2-Dichloroethene	500 U	1 U	1 U	1 U	1 U
cis-1,2-Dichloroethene	14,600	1 U	1	1	1 U
Trichloroethene	500 U	1 U	1 U	1 U	1 U
Perchloroethene	500 U	1 U	1 U	1 U	1 U

Field Laboratory Number:	GST070208-W121 Spike	GST070208-W122	GST070208-W123	GST070208-W123 Duplicate	GST070208-W124
Client Field Description:	LC34-DPT083-78.0-20080711	LC34-DPT085-18.0-20080711	LC34-DPT085-25.0-20080711	LC34-DPT085-25.0-20080711	LC34-DPT085-58.0-20080711
Matrix:	Water & 10 ppb	Water	Water	Water	Water
Sample Size:	10 ml	0.25 ml	0.05 ml	0.05 ml	10 ml
Sample Collection Date /Received:	7/11/8 0825	7/11/8 0820	7/11/8 0842	7/11/8 0842	7/11/8 0921
Analysis Date:	7/11/2008	7/11/2008	7/11/2008	7/11/2008	7/11/2008
Vinyl chloride	12 (119.0 % Rec.)	40 U	200 U	200 U	1 U
1,1-Dichloroethene	10 (99.9 % Rec.)	40 U	200 U	200 U	1 U
trans-1,2-Dichloroethene	9.8 (98.9 % Rec.)	40 U	200 U	200 U	1 U
cis-1,2-Dichloroethene	12 (115.4 % Rec.)	340	4,400	4,300	2
Trichloroethene	9.2 (91.7 % Rec.)	40 U	200 U	200 U	1 U
Perchloroethene	9.5 (94.6 % Rec.)	40 U	200 U	200 U	1 U

All data is calculated on a wet weight basis.
All data results meet all requirements of the NELAC Standards unless test results contain qualifiers. If qualifiers are assigned, see below for qualifier description.
Note(s):

FDEP Data Qualifier Codes (Document Reference: FDEP QA-001/92) Section 10.0 Table 10.2 per field chemist's review.
U = Indicates that the compound was analyzed for but not detected at the quantitation limit. The value associated with the qualifier shall be the method detection limit.
J = Estimated value due to sample response greater than calibration curve.

Analytical Laboratories of Florida: Laboratory Results

Site Project Name: LC34 Mobile Lab Services
Site Location: LC 34, KSC, Fl.
Client Name: GeoSyntec Consultants (Titusville office)
Client Contact: Jim Langenbach (321-269-5880)
Analysis Methodology: EPA 8021 (subset)

Client Project Number: FO.0552
Laboratory Project Name: GST010808
Laboratory Address: 535 Riverdale Drive
Merritt Island, Florida 32953
321-258-1355

Field Chemist: Dale A. Schamp
Signature: Dale A Schamp
(Draft Copy unless Signature present.)
Date: 7/14/8
NELAC Certification Number: E83934

Target Compounds	Concentration Levels in Parts per Billion (ug/L or ug/Kg)				
Field Laboratory Number:	GST070208-W125	GST070208-W126	GST070208-W127	GST070208-W128	GST070208-W129
Client Field Description:	LC34-DPT085-64.0-20080711	LC34-DPT085-73.0-20080711	LC34-DPT085-78.0-20080711	LC34-DPT084-18.0-20080711	LC34-DPT084-25.0-20080711
Matrix:	Water	Water	Water	Water	Water
Sample Size:	10 ml	3 ml	10 ml	2 ml	0.05 ml
Sample Collection Date /Received:	7/11/8 1002	7/11/8 1104	7/11/8 1203	7/11/8 0935	7/11/8 0955
Analysis Date:	7/11/2008	7/11/2008	7/11/2008	7/11/2008	7/11/2008
Vinyl chloride	1 U	3 U	1 U	5 U	200 U
1,1-Dichloroethene	1 U	3 U	1 U	5 U	200 U
trans-1,2-Dichloroethene	1 U	3 U	1 U	5 U	200 U
cis-1,2-Dichloroethene	1 U	19	1 U	130	12,600
Trichloroethene	1 U	3 U	1 U	5 U	200 U
Perchloroethene	1 U	3 U	1 U	5 U	200 U
Field Laboratory Number:	GST070208-W130	GST070208-W131	GST070208-W132	GST070208-W133	GST070208-W134
Client Field Description:	LC34-DPT084-58.0-20080711	LC34-DPT084-64.0-20080711	LC34-DPT084-73.0-20080711	LC34-DPT084-78.0-20080711	LC34-DPT086-18.0-20080711
Matrix:	Water	Water	Water	Water	Water
Sample Size:	10 ml	10 ml	10 ml	10 ml	0.25 ml
Sample Collection Date /Received:	7/11/8 1015	7/11/8 1040	7/11/8 1125	7/11/8 1255	7/11/8 1410
Analysis Date:	7/11/2008	7/11/2008	7/11/2008	7/11/2008	7/11/2008
Vinyl chloride	1 U	1 U	1 U	1 U	40 U
1,1-Dichloroethene	1 U	1 U	1 U	1 U	40 U
trans-1,2-Dichloroethene	1 U	1 U	1 U	1 U	40 U
cis-1,2-Dichloroethene	1 U	1 U	1 U	1 U	1,100
Trichloroethene	1 U	1 U	1 U	1 U	40 U
Perchloroethene	1 U	1 U	1 U	1 U	40 U

All data is calculated on a wet weight basis.
All data results meet all requirements of the NELAC Standards unless test results contain qualifiers. If qualifiers are assigned, see below for qualifier description.
Note(s):

FDEP Data Qualifier Codes (Document Reference: FDEP QA-001/92) Section 10.0 Table 10.2 per field chemist's review.
U = Indicates that the compound was analyzed for but not detected at the quantitation limit. The value associated with the qualifier shall be the method detection limit.
J = Estimated value due to sample response greater than calibration curve.

Analytical Laboratories of Florida: Laboratory Results

Site Project Name: LC34 Mobile Lab Services
Site Location: LC 34, KSC, Fl.
Client Name: GeoSyntec Consultants (Titusville office)
Client Contact: Jim Langenbach (321-269-5880)
Analysis Methodology: EPA 8021 (subset)

Client Work Order Number: FO.0552
Laboratory Project Name: GST010808
Laboratory Address: 535 Riverdale Drive
Merritt Island, Florida 32953
321-258-1355

Field Chemist: Dale A. Schamp
Signature: Dale A Schamp
(Draft Copy unless Signature present.)
Date: 7/14/8
NELAC Certification Number: E83934

Target Compounds	Concentration Levels in Parts per Billion (ug/L or ug/Kg)				
Field Laboratory Number:	GST070208-W135	GST070208-W136	GST070208-W137	GST070208-W138	GST070208-W139
Client Field Description:	LC34-DPT086-25.0-20080711	LC34-DPT086-58.0-20080711	LC34-DPT086-64.0-20080711	LC34-DPT086-73.0-20080711	LC34-DPT086-78.0-20080711
Matrix:	Water	Water	Water	Water	Water
Sample Size:	0.05 ml	10 ml	10 ml	1 ml	10 ml
Sample Collection Date /Received:	7/11/8 1425	7/11/8 1530	7/11/8 1555	7/11/8 1620	7/11/8 1650
Analysis Date:	7/11/2008	7/11/2008	7/11/2008	7/11/2008	7/11/2008
Vinyl chloride	200 U	1 U	1 U	10 U	1 U
1,1-Dichloroethene	200 U	1 U	1 U	10 U	1 U
trans-1,2-Dichloroethene	200 U	1 U	1 U	10 U	1 U
cis-1,2-Dichloroethene	12,500	2	130	160	1
Trichloroethene	200 U	1 U	160	270	1 U
Perchloroethene	200 U	1 U	1 U	10 U	1 U
Field Laboratory Number:	GST070208-W140	GST070208-W141	GST070208-W142	GST070208-W143	GST070208-W144
Client Field Description:	LC34-DPT087-18.0-20080711	LC34-DPT087-25.0-20080711	LC34-DPT087-64.0-20080711	LC34-DPT087-69.0-20080711	LC34-DPT087-78.0-20080711
Matrix:	Water	Water	Water	Water	Water
Sample Size:	0.01 ml	0.02 ml	0.05 ml	0.05 ml	5 ml
Sample Collection Date /Received:	7/11/8 1419	7/11/8 1445	7/11/8 1542	7/11/8 1628	7/11/8 1710
Analysis Date:	7/11/2008	7/11/2008	7/11/2008	7/11/2008	7/11/2008
Vinyl chloride	1000 U	1,200	200 U	200 U	2 U
1,1-Dichloroethene	1000 U	500 U	200 U	200 U	2 U
trans-1,2-Dichloroethene	1000 U	500 U	200 U	200 U	2 U
cis-1,2-Dichloroethene	10,200	15,300	3,800	18,100	32
Trichloroethene	1,700	550	3,600	37,000	19
Perchloroethene	1000 U	500 U	200 U	200 U	2 U

All data is calculated on a wet weight basis.
All data results meet all requirements of the NELAC Standards unless test results contain qualifiers. If qualifiers are assigned, see below for qualifier description.
Note(s):

FDEP Data Qualifier Codes (Document Reference: FDEP QA-001/92) Section 10.0 Table 10.2 per field chemist's review.
U = Indicates that the compound was analyzed for but not detected at the quantitation limit. The value associated with the qualifier shall be the method detection limit.
J = Estimated value due to sample response greater than calibration curve.

Analytical Laboratories of Florida: Laboratory Results

Site Project Name: LC34 Mobile Lab Services
Site Location: LC 34, KSC, Fl.
Client Name: GeoSyntec Consultants (Titusville office)
Client Contact: Jim Langenbach (321-269-5880)
Analysis Methodology: EPA 8021 (subset)

Client Project Number: FO.0552
Laboratory Project Name: GST010808
Laboratory Address: 535 Riverdale Drive
Merritt Island, Florida 32953
321-258-1355

Field Chemist: Dale A. Schamp
Signature: Dale A Schamp
(Draft Copy unless Signature present.)
Date: 7/14/8
NELAC Certification Number: E83934

Target Compounds	Concentration Levels in Parts per Billion (ug/L or ug/Kg)				
Field Laboratory Number:	GST070208-W145	GST070208-W145 Duplicate	GST070208-W146	GST070208-W147	GST070208-W148
Client Field Description:	LC34-carbon effluent-20080709	LC34-carboneffluent-20080709	LC34-carboneffluent-20080710	LC34-totalinfluent-20080710	LC34-strippereffluent-20080710
Matrix:	Water	Water	Water	Water	Water
Sample Size:	5 ml	5 ml	5 ml	0.001 ml	1 ml
Sample Collection Date /Received:	7/9/8 1732	7/9/8 1732	7/10/8 1528	7/10/8 1530	7/10/8 1535
Analysis Date:	7/12/2008	7/12/2008	7/12/2008	7/12/2008	7/12/2008
Vinyl chloride	2 U	2 U	2 U	10000 U	10 U
1,1-Dichloroethene	33	38	39	10000 U	10 U
trans-1,2-Dichloroethene	2 U	2 U	2 U	10000 U	10 U
cis-1,2-Dichloroethene	7	8	7	91,200	230
Trichloroethene	2 U	2	5	192,000	120
Perchloroethene	2 U	1 U	2 U	10000 U	10 U
Field Laboratory Number:	GST070208-W148 Spike	GST070208-W149	GST070208-W150	GST070208-W151	GST070208-W152
Client Field Description:	LC34-strippereffluent-20080710	LC34-RW-3-A-20080710	LC34-RW-1-A-20080710	LC34-RW-2-A-20080710	LC34-RW-1-A-20080711
Matrix:	Water & 100 ppb	Water	Water	Water	Water
Sample Size:	1 ml	0.001 ml	0.02 ml	0.001 ml	0.02 ml
Sample Collection Date /Received:	7/10/8 1535	7/10/8 1539	7/10/8 1540	7/10/8 1543	7/11/8 1311
Analysis Date:	7/12/2008	7/12/2008	7/12/2008	7/12/2008	7/12/2008
Vinyl chloride	83 (82.5 % Rec.)	10000 U	1,300	12,800	1,100
1,1-Dichloroethene	93 (93.3 % Rec.)	10000 U	500 U	10000 U	500 U
trans-1,2-Dichloroethene	105 (105.4 % Rec.)	10000 U	500 U	10000 U	500 U
cis-1,2-Dichloroethene	315 (87.3 % Rec.)	87,000	19,100	198,000	20,700
Trichloroethene	217 (93.4 % Rec.)	352,900	9,800	277,000	9,500
Perchloroethene	99 (99.3 % Rec.)	10000 U	500 U	10000 U	500 U

All data is calculated on a wet weight basis.
All data results meet all requirements of the NELAC Standards unless test results contain qualifiers. If qualifiers are assigned, see below for qualifier description.
Note(s):

FDEP Data Qualifier Codes (Document Reference: FDEP QA-001/92) Section 10.0 Table 10.2 per field chemist's review.
U = Indicates that the compound was analyzed for but not detected at the quantitation limit. The value associated with the qualifier shall be the method detection limit.
J = Estimated value due to sample response greater than calibration curve.

Analytical Laboratories of Florida: Laboratory Results

Field Chemist: Dale A. Schamp

Site Project Name: LC34 Mobile Lab Services
Site Location: LC 34, KSC, Fl.
Client Name: GeoSyntec Consultants (Titusville office)
Client Contact: Jim Langenbach (321-269-5880)
Analysis Methodology: EPA 8021 (subset)

Client Project Number: FO.0552
Laboratory Project Name: GST010808
Laboratory Address: 535 Riverdale Drive
Merritt Island, Florida 32953
321-258-1355

Signature: Dale A. Schamp
(Draft Copy unless Signature present.)
Date: 7/14/8
NELAC Certification Number: E83934

Target Compounds	Concentration Levels in Parts per Billion (ug/L or ug/Kg)				
Field Laboratory Number:	GST070208-W153	GST070208-W154	GST070208-W155	GST070208-W156	GST070208-W156 Duplicate
Client Field Description:	LC34-totalinffluent-20080711	LC34-RW-2-A-20080711	LC34-RW-3-A-20080711	LC34-carboneffluent-20080711	LC34-carboneffluent-20080711
Matrix:	Water	Water	Water	Water	Water
Sample Size:	0.001 ml	0.001 ml	0.001 ml	5 ml	5 ml
Sample Collection Date /Received:	7/11/8 1312	7/11/8 1313	7/11/8 1315	7/11/8 1320	7/11/8 1320
Analysis Date:	7/12/2008	7/12/2008	7/12/2008	7/12/2008	7/12/2008
Vinyl chloride	10000 U	10000 U	10000 U	2 U	2 U
1,1-Dichloroethene	10000 U	10000 U	10000 U	29	39
trans-1,2-Dichloroethene	10000 U	10000 U	10000 U	2 U	2 U
cis-1,2-Dichloroethene	92,600	195,000	118,000	8	8
Trichloroethene	174,000	286,000	360,000	3	3
Perchloroethene	10000 U	10000 U	10000 U	2 U	2 U
Field Laboratory Number:	n/a	n/a	n/a	n/a	n/a
Client Field Description:	n/a	n/a	n/a	n/a	n/a
Matrix:	n/a	n/a	n/a	n/a	n/a
Sample Size:	n/a	n/a	n/a	n/a	n/a
Sample Collection Date /Received:	n/a	n/a	n/a	n/a	n/a
Analysis Date:	n/a	n/a	n/a	n/a	n/a
Vinyl chloride	n/a	n/a	n/a	n/a	n/a
1,1-Dichloroethene	n/a	n/a	n/a	n/a	n/a
trans-1,2-Dichloroethene	n/a	n/a	n/a	n/a	n/a
cis-1,2-Dichloroethene	n/a	n/a	n/a	n/a	n/a
Trichloroethene	n/a	n/a	n/a	n/a	n/a
Perchloroethene	n/a	n/a	n/a	n/a	n/a

All data is calculated on a wet weight basis.
All data results meet all requirements of the NELAC Standards unless test results contain qualifiers. If qualifiers are assigned, see below for qualifier description.
Note(s):

FDEP Data Qualifier Codes (Document Reference: FDEP QA-001/92) Section 10.0 Table 10.2 per field chemist's review.
U = Indicates that the compound was analyzed for but not detected at the quantitation limit. The value associated with the qualifier shall be the method detection limit.
J = Estimated value due to sample response greater than calibration curve.

Week 2

Laboratory Report Number: GST071408

Analytical Laboratories of Florida: Laboratory Results

Field Chemist: Dale A. Schamp
Signature: Dale A Schamp
(Draft Copy unless Signature present.)
Date: 7/26/8
NELAC Certification Number: E83934

Site Project Name: LC34 Mobile Lab Services
Site Location: LC 34, KSC, Fl.
Client Name: GeoSyntec Consultants (Titusville office)
Client Contact: Jim Langenbach (321-269-5880)
Analysis Methodology: EPA 8021 (subset)

Client Work Order Number: FO.0552
Laboratory Project Name: GST071408
Laboratory Address: 535 Riverdale Drive
Merritt Island, Florida 32953
321-258-1355

Target Compounds	Concentration Levels in Parts per Billion (ug/L or ug/Kg)				
Field Laboratory Number:	GST071408-W01	GST071408-W02	GST071408-W02 Duplicate	GST071408-W03	GST071408-W04
Client Field Description:	LC34-DPT088-18.0-20080714	LC34-DPT088-25.0-20080714	LC34-DPT088-25.0-20080714	LC34-DPT088-64.0-20080714	LC34-DPT088-69.0-20080714
Matrix:	Water	Water	Water	Water	Water
Sample Size:	0.005 ml	0.003 ml	0.003 ml	0.25 ml	0.05 ml
Sample Collection Date /Received:	7/14/8 0922	7/14/8 0952	7/14/8 0952	7/14/8 1030	7/14/8 1110
Analysis Date:	7/14/2008	7/14/2008	7/14/2008	7/14/2008	7/14/2008
Vinyl chloride	15,900	3300 U	3300 U	40 U	200 U
1,1-Dichloroethene	2000 U	3300 U	3300 U	40 U	200 U
trans-1,2-Dichloroethene	3300	3300 U	3300 U	40 U	200 U
cis-1,2-Dichloroethene	152,000	132,000	140,000	1,600	11,600
Trichloroethene	26,800	37,200	36,000	2,500	28,200
Perchloroethene	2000 U	3300 U	3300 U	40 U	200 U
Field Laboratory Number:	GST071408-W05	GST071408-W06	GST071408-W06 Spike	GST071408-W143 Rerun	GST071408-W07
Client Field Description:	LC34-DPT088-78.0-20080714	LC34-DPT085-69.0-20080714	LC34-DPT085-69.0-20080714	LC34-DPT087-69.0-20080711	LC34-DPT089-18.0-20080714
Matrix:	Water	Water	Water & 33 ppb	Water	Water
Sample Size:	10 ml	3 ml	3 ml	0.020 ml	0.01 ml
Sample Collection Date /Received:	7/14/8 1200	7/14/8 1132	7/14/8 1132	7/11/8 1620	7/14/8 1435
Analysis Date:	7/14/2008	7/14/2008	7/14/2008	7/14/2008	7/14/2008
Vinyl chloride	1 U	3 U	30 (91.2 % Rec.)	500 U	23,800
1,1-Dichloroethene	1 U	3 U	34 (101.0 % Rec.)	500 U	1000 U
trans-1,2-Dichloroethene	1 U	3 U	33 (98.0 % Rec.)	500 U	2700
cis-1,2-Dichloroethene	14	41	78 (111.1 % Rec.)	22,600	126,000
Trichloroethene	8	3 U	34 (103.1 % Rec.)	36,800	2,000
Perchloroethene	1 U	3 U	33 (97.7 % Rec.)	500 U	1000 U

All data is calculated on a wet weight basis.
All data results meet all requirements of the NELAC Standards unless test results contain qualifiers. If qualifiers are assigned, see below for qualifier description.
Note(s):

FDEP Data Qualifier Codes (Document Reference: FDEP QA-001/92) Section 10.0 Table 10.2 per field chemist's review.
U = Indicates that the compound was analyzed for but not detected at the quantitation limit. The value associated with the qualifier shall be the method detection limit.
J = Estimated value due to sample response greater than calibration curve.

Analytical Laboratories of Florida: Laboratory Results

Site Project Name: LC34 Mobile Lab Services
Site Location: LC 34, KSC, Fl.
Client Name: GeoSyntec Consultants (Titusville office)
Client Contact: Jim Langenbach (321-269-5880)
Analysis Methodology: EPA 8021 (subset)

Client Work Order Number: FO.0552
Laboratory Project Name: GST071408
Laboratory Address: 535 Riverdale Drive
Merritt Island, Florida 32953
321-258-1355

Field Chemist: Dale A. Schamp
Signature: Dale A Schamp
(Draft Copy unless Signature present.)
Date: 7/29/8
NELAC Certification Number: E83934

Target Compounds	Concentration Levels in Parts per Billion (ug/L or ug/Kg)				
Field Laboratory Number:	GST071408-W08	GST071408-W09	GST071408-W10	GST071408-W11	GST071408-W12
Client Field Description:	LC34-DPT089-25.0-20080714	LC34-DPT089-64.0-20080714	LC34-DPT089-69.0-20080714	LC34-DPT089-73.0-20080714	LC34-DPT089-78.0-20080714
Matrix:	Water	Water	Water	Water	Water
Sample Size:	0.1 ml	0.025 ml	0.003 ml	0.003 ml	3 ml
Sample Collection Date /Received:	7/14/8 1503	7/14/8 1625	7/14/8 1705	7/14/8 1740	7/14/8 1827
Analysis Date:	7/14/2008	7/14/2008	7/14/2008	7/14/2008	7/14/2008
Vinyl chloride	7,600	400 U	3300 U	3300 U	3 U
1,1-Dichloroethene	100 U	400 U	3300 U	3300 U	3 U
trans-1,2-Dichloroethene	100 U	400 U	3300 U	3300 U	3 U
cis-1,2-Dichloroethene	2,900	2,600	27,500	18,800	58
Trichloroethene	100 U	6,500	125,000	141,000	53
Perchloroethene	100 U	400 U	3300 U	3300 U	3 U
Field Laboratory Number:	GST071408-W13	GST071408-W14	GST071408-W15	GST071408-W16	GST071408-W17
Client Field Description:	LC34-DPT091-18.0-20080714	LC34-DPT091-25.0-20080714	LC34-DPT091-58.0-20080714	LC34-DPT091-64.0-20080714	LC34-DPT091-73.0-20080714
Matrix:	Water	Water	Water	Water	Water
Sample Size:	1 ml	0.015 ml	1 ml	0.25 ml	0.1 ml
Sample Collection Date /Received:	7/14/8 1520	7/14/8 1550	7/14/8 1630	7/14/8 1708	7/14/8 1755
Analysis Date:	7/14/2008	7/14/2008	7/14/2008	7/14/2008	7/14/2008
Vinyl chloride	46	11,800	10 U	47	100 U
1,1-Dichloroethene	10 U	670 U	10 U	40 U	100 U
trans-1,2-Dichloroethene	28	670 U	10 U	40 U	100 U
cis-1,2-Dichloroethene	1,300	10,200	63	870	1,400
Trichloroethene	10 U	800	25	720	1,600
Perchloroethene	10 U	670 U	10 U	40 U	100 U

All data is calculated on a wet weight basis.
All data results meet all requirements of the NELAC Standards unless test results contain qualifiers. If qualifiers are assigned, see below for qualifier description.
Note(s):

FDEP Data Qualifier Codes (Document Reference: FDEP QA-001/92) Section 10.0 Table 10.2 per field chemist's review.
U = Indicates that the compound was analyzed for but not detected at the quantitation limit. The value associated with the qualifier shall be the method detection limit.
J = Estimated value due to sample response greater than calibration curve.

Analytical Laboratories of Florida: Laboratory Results

Field Chemist: Dale A. Schamp
Signature: Dale A Schamp
(Draft Copy unless Signature present.)
Date: 7/20/8

Site Project Name: LC34 Mobile Lab Services
Site Location: LC 34, KSC, Fl.
Client Name: GeoSyntec Consultants (Titusville office)
Client Contact: Jim Langenbach (321-269-5880)
Analysis Methodology: EPA 8021 (subset)

Client Project Number: FO.0552
Laboratory Project Name: GST071408
Laboratory Address: 535 Riverdale Drive
Merritt Island, Florida 32953
321-258-1355

NELAC Certification Number: E83934

Target Compounds	Concentration Levels in Parts per Billion (ug/L or ug/Kg)				
Field Laboratory Number:	GST071408-W18	GST071408-W18 Duplicate	GST071408-W19	GST071408-W20	GST071408-W21
Client Field Description:	LC34-DPT091-78.0-20080715	LC34-DPT091-78.0-20080715	LC34-DPT092-18.0-20080715	LC34-DPT092-25.0-20080715	LC34-DPT092-64.0-20080715
Matrix:	Water	Water	Water	Water	Water
Sample Size:	0.1 ml	0.1 ml	0.005 ml	0.010 ml	10 ml
Sample Collection Date /Received:	7/15/8 0805	7/15/8 0805	7/15/8 0817	7/15/8 0844	7/15/8 0921
Analysis Date:	7/15/2008	7/15/2008	7/15/2008	7/15/2008	7/15/2008
Vinyl chloride	100 U	100 U	7,400	1000 U	1 U
1,1-Dichloroethene	100 U	100 U	2000 U	1000 U	1 U
trans-1,2-Dichloroethene	100 U	100 U	2900	1000 U	1 U
cis-1,2-Dichloroethene	2,400	2,700	131,000	24,900	4
Trichloroethene	2,800	2,900	39,100	2,100	2
Perchloroethene	100 U	100 U	2000 U	1000 U	1 U
Field Laboratory Number:	GST071408-W21 Spike	GST071408-W22	GST071408-W23	GST071408-W24	GST071408-W25
Client Field Description:	LC34-DPT092-64.0-20080715	LC34-DPT092-69.0-20080715	LC34-DPT092-78.0-20080715	LC34-DPT090-18.0-20080715	LC34-DPT090-25.0-20080715
Matrix:	Water & 10 ppb	Water	Water	Water	Water
Sample Size:	10 ml	10 ml	3 ml	0.5 ml	0.025 ml
Sample Collection Date /Received:	7/15/8 0921	7/15/8 1003	7/15/8 1052	7/15/8 1055	7/15/8 1120
Analysis Date:	7/15/2008	7/14/2008	7/15/2008	7/15/2008	7/15/2008
Vinyl chloride	8.8 (88.2 % Rec.)	1 U	7	20 U	400 U
1,1-Dichloroethene	9.6 (96.1 % Rec.)	1 U	3 U	20 U	400 U
trans-1,2-Dichloroethene	9.4 (93.8 % Rec.)	1 U	3 U	20 U	400 U
cis-1,2-Dichloroethene	13 (91.6 % Rec.)	5	36	1,400	31,400
Trichloroethene	10 (82.7 % Rec.)	3	16	20 U	400 U
Perchloroethene	8.8 (88.3 % Rec.)	1 U	3 U	20 U	400 U

All data is calculated on a wet weight basis.
All data results meet all requirements of the NELAC Standards unless test results contain qualifiers. If qualifiers are assigned, see below for qualifier description.
Note(s):

FDEP Data Qualifier Codes (Document Reference: FDEP QA-001/92) Section 10.0 Table 10.2 per field chemist's review.
U = Indicates that the compound was analyzed for but not detected at the quantitation limit. The value associated with the qualifier shall be the method detection limit.
J = Estimated value due to sample response greater than calibration curve.

Analytical Laboratories of Florida: Laboratory Results

Site Project Name: LC34 Mobile Lab Services
Site Location: LC 34, KSC, Fl.
Client Name: GeoSyntec Consultants (Titusville office)
Client Contact: Jim Langenbach (321-269-5880)
Analysis Methodology: EPA 8021 (subset)

Client Project Number: FO.0552
Laboratory Project Name: GST071408
Laboratory Address: 535 Riverdale Drive
Merritt Island, Florida 32953
321-258-1355

Field Chemist: Dale A. Schamp
Signature: Dale A Schamp
(Draft Copy unless Signature present.)
Date: 7/20/8
NELAC Certification Number: E83934

Target Compounds	Concentration Levels in Parts per Billion (ug/L or ug/Kg)				
Field Laboratory Number:	GST071408-W26	GST071408-W27	GST071408-W28	GST071408-W29	GST071408-W30
Client Field Description:	LC34-DPT090-58.0-20080715	LC34-DPT090-64.0-20080715	LC34-DPT090-69.0-20080715	LC34-DPT090-78.0-20080715	LC34-DPT093-18.0-20080715
Matrix:	Water	Water	Water	Water	Water
Sample Size:	10 ml	0.02 ml	0.002 ml	0.5 ml	0.05 ml
Sample Collection Date /Received:	7/15/8 1158	7/15/8 1340	7/15/8 1505	7/15/8 1555	7/15/8 1340
Analysis Date:	7/15/2008	7/15/2008	7/15/2008	7/15/2008	7/15/2008
Vinyl chloride	1 U	500 U	10000 U	20 U	1,500
1,1-Dichloroethene	1 U	500 U	10000 U	20 U	200 U
trans-1,2-Dichloroethene	1 U	500 U	10000 U	21	200 U
cis-1,2-Dichloroethene	21	12,200	27,900	590	4,500
Trichloroethene	2	8,900	97,600	340	200 U
Perchloroethene	1 U	500 U	10000 U	20 U	200 U
Field Laboratory Number:	GST071408-W31	GST071408-W32	GST071408-W33	GST071408-W34	GST071408-W35
Client Field Description:	LC34-DPT093-25.0-20080715	LC34-DPT093-53.0-20080715	LC34-DPT093-60.0-20080715	LC34-DPT093-66.0-20080715	LC34-DPT093-73.0-20080716
Matrix:	Water	Water	Water	Water	Water
Sample Size:	0.001 ml	0.0002 ml	0.0002 ml	0.0003 ml	0.0002 ml
Sample Collection Date /Received:	7/15/8 1442	7/15/8 1551	7/15/8 1729	7/15/8 1808	7/16/8 0811
Analysis Date:	7/15/2008	7/15/2008	7/15/2008	7/15/2008	7/16/2008
Vinyl chloride	10000 U	50000 U	50000 U	33000 U	50000 U
1,1-Dichloroethene	10000 U	50000 U	50000 U	33000 U	50000 U
trans-1,2-Dichloroethene	10000 U	50000 U	50000 U	33000 U	50000 U
cis-1,2-Dichloroethene	146,000	80,800	94,200	33000 U	50000 U
Trichloroethene	459,000	1,250,000	578,000	666,000	1,510,000
Perchloroethene	10000 U	50000 U	50000 U	33000 U	50000 U

All data is calculated on a wet weight basis.
All data results meet all requirements of the NELAC Standards unless test results contain qualifiers. If qualifiers are assigned, see below for qualifier description.
Note(s):

FDEP Data Qualifier Codes (Document Reference: FDEP QA-001/92) Section 10.0 Table 10.2 per field chemist's review.
U = Indicates that the compound was analyzed for but not detected at the quantitation limit. The value associated with the qualifier shall be the method detection limit.
J = Estimated value due to sample response greater than calibration curve.

Analytical Laboratories of Florida: Laboratory Results

Site Project Name: LC34 Mobile Lab Services
Site Location: LC 34, KSC, Fl.
Client Name: GeoSyntec Consultants (Titusville office)
Client Contact: Jim Langenbach (321-269-5880)
Analysis Methodology: EPA 8021 (subset)

Client Project Number: FO.0552
Laboratory Project Name: GST071408
Laboratory Address: 535 Riverdale Drive
Merritt Island, Florida 32953
321-258-1355

Field Chemist: Dale A. Schamp
Signature: Dale A Schamp
(Draft Copy unless Signature present.)
Date: 7/20/8
NELAC Certification Number: E83934

Target Compounds	Concentration Levels in Parts per Billion (ug/L or ug/Kg)				
Field Laboratory Number:	GST071408-W36	GST071408-W37	GST071408-W38	GST071408-W38 Duplicate	GST071408-W39
Client Field Description:	LC34-DPT094-18.0-20080715	LC34-DPT094-25.0-20080715	LC34-DPT094-58.0-20080716	LC34-DPT094-58.0-20080716	LC34-DPT094-64.0-20080716
Matrix:	Water	Water	Water	Water	Water
Sample Size:	0.10 ml	0.05 ml	10 ml	10 ml	10 ml
Sample Collection Date /Received:	7/15/8 1822	7/15/8 1845	7/16/8 0825	7/16/8 0825	7/16/8 0910
Analysis Date:	7/15/2008	7/15/2008	7/16/2008	7/16/2008	7/16/2008
Vinyl chloride	100 U	11,000	14	12	14
1,1-Dichloroethene	100 U	200 U	1 U	1 U	1 U
trans-1,2-Dichloroethene	100 U	200 U	1 U	1 U	1 U
cis-1,2-Dichloroethene	1,800	7,800	4	4	6
Trichloroethene	100 U	200 U	1 U	1 U	1 U
Perchloroethene	100 U	200 U	1 U	1 U	1 U
Field Laboratory Number:	GST071408-W40	GST071408-W40 Spike	GST071408-W41	GST071408-W42	GST071408-W43
Client Field Description:	LC34-DPT094-73.0-20080716	LC34-DPT094-73.0-20080716	LC34-DPT094-78.0-20080716	LC34-DPT095-18.0-20080716	LC34-DPT095-25.0-20080716
Matrix:	Water	Water & 10 ppb	Water	Water	Water
Sample Size:	10 ml	10 ml	10 ml	0.05 ml	0.10 ml
Sample Collection Date /Received:	7/16/8 1038	7/16/8 1038	7/16/8 1130	7/16/8 1037	7/16/8 1107
Analysis Date:	7/16/2008	7/16/2008	7/16/2008	7/16/2008	7/16/2008
Vinyl chloride	1 U	8.8 (88.4 % Rec.)	1 U	4800	24,700
1,1-Dichloroethene	1 U	8.5 (85.2 % Rec.)	1 U	200 U	100 U
trans-1,2-Dichloroethene	1 U	8.5 (84.7 % Rec.)	1 U	200 U	150
cis-1,2-Dichloroethene	1 U	10 (103.3 % Rec.)	1 U	4,500	7,200
Trichloroethene	1 U	8.9 (88.9 % Rec.)	1 U	200 U	100 U
Perchloroethene	1 U	8.7 (86.7 % Rec.)	1 U	200 U	100 U

All data is calculated on a wet weight basis.
All data results meet all requirements of the NELAC Standards unless test results contain qualifiers. If qualifiers are assigned, see below for qualifier description.
Note(s):

FDEP Data Qualifier Codes (Document Reference: FDEP QA-001/92) Section 10.0 Table 10.2 per field chemist's review.
U = Indicates that the compound was analyzed for but not detected at the quantitation limit. The value associated with the qualifier shall be the method detection limit.
J = Estimated value due to sample response greater than calibration curve.

Analytical Laboratories of Florida: Laboratory Results

Field Chemist: Dale A. Schamp
Signature: Dale A Schamp
(Draft Copy unless Signature present.)
Date: 7/25/8

Site Project Name: LC34 Mobile Lab Services
Site Location: LC 34, KSC, Fl.
Client Name: GeoSyntec Consultants (Titusville office)
Client Contact: Jim Langenbach (321-269-5880)
Analysis Methodology: EPA 8021 (subset)

Client Project Number: FO.0552
Laboratory Project Name: GST071408
Laboratory Address: 535 Riverdale Drive
Merritt Island, Florida 32953
321-258-1355

NELAC Certification Number: E83934

Target Compounds	Concentration Levels in Parts per Billion (ug/L or ug/Kg)				
Field Laboratory Number:	GST071408-W44	GST071408-W45	GST071408-W46	GST071408-W47	GST071408-W48
Client Field Description:	LC34-DPT095-64.0-20080716	LC34-DPT095-69.0-20080716	LC34-DPT095-73.0-20080716	LC34-DPT095-78.0-20080716	LC34-DPT096-18.0-20080716
Matrix:	Water	Water	Water	Water	Water
Sample Size:	3 ml	10 ml	10 ml	3 ml	0.003 ml
Sample Collection Date /Received:	7/16/8 1142	7/16/8 1225	7/16/8 1352	7/16/8 1443	7/16/8 1352
Analysis Date:	7/16/2008	7/16/2008	7/16/2008	7/16/2008	7/16/2008
Vinyl chloride	3 U	2	20	130	3300 U
1,1-Dichloroethene	3 U	1 U	1 U	3 U	3300 U
trans-1,2-Dichloroethene	3 U	1 U	1 U	3 U	3300 U
cis-1,2-Dichloroethene	4	1 U	6	45	37,700
Trichloroethene	21	2	1 U	48	7,700
Perchloroethene	3 U	1 U	1 U	3 U	3300 U
Field Laboratory Number:	GST071408-W49	GST071408-W50	GST071408-W51	GST071408-W52	GST071408-W53
Client Field Description:	LC34-DPT096-25.0-20080716	LC34-DPT096-58.0-20080716	LC34-DPT096-64.0-20080716	LC34-DPT096-69.0-20080716	LC34-DPT096-73.0-20080716
Matrix:	Water	Water	Water	Water	Water
Sample Size:	0.002 ml	3 ml	3 ml	3 ml	10 ml
Sample Collection Date /Received:	7/16/8 1415	7/16/8 1450	7/16/8 1530	7/16/8 1620	7/16/8 1708
Analysis Date:	7/16/2008	7/16/2008	7/16/2008	7/16/2008	7/16/2008
Vinyl chloride	5000 U	3 U	3 U	3 U	1 U
1,1-Dichloroethene	5000 U	3 U	3 U	3 U	1 U
trans-1,2-Dichloroethene	5000 U	3 U	3 U	3 U	1 U
cis-1,2-Dichloroethene	352,000	40	170	84	7
Trichloroethene	182,000	46	82	22	6
Perchloroethene	5000 U	3 U	3 U	3 U	1 U

All data is calculated on a wet weight basis.
All data results meet all requirements of the NELAC Standards unless test results contain qualifiers. If qualifiers are assigned, see below for qualifier description.
Note(s):

FDEP Data Qualifier Codes (Document Reference: FDEP QA-001/92) Section 10.0 Table 10.2 per field chemist's review.
U = Indicates that the compound was analyzed for but not detected at the quantitation limit. The value associated with the qualifier shall be the method detection limit.
J = Estimated value due to sample response greater than calibration curve.

Analytical Laboratories of Florida: Laboratory Results

Field Chemist: Dale A. Schamp
Signature: Dale A. Schamp
(Draft Copy unless Signature present.)
Date: 7/24/8

Site Project Name: LC34 Mobile Lab Services
Site Location: LC 34, KSC, Fl.
Client Name: GeoSyntec Consultants (Titusville office)
Client Contact: Jim Langenbach (321-269-5880)
Analysis Methodology: EPA 8021 (subset)

Client Project Number: FO.0552
Laboratory Project Name: GST071408
Laboratory Address: 535 Riverdale Drive
Merritt Island, Florida 32953
321-258-1355

NELAC Certification Number: E83934

Target Compounds	Concentration Levels in Parts per Billion (ug/L or ug/Kg)				
Field Laboratory Number:	GST071408-W54	GST071408-W55	GST071408-W56	GST071408-W57	GST071408-W58
Client Field Description:	LC34-DPT096-78.0-20080716	LC34-DPT097-18.0-20080716	LC34-DPT097-25.0-20080716	LC34-DPT097-64.0-20080716	LC34-DPT097-69.0-20080717
Matrix:	Water	Water	Water	Water	Water
Sample Size:	2 ml	0.05 ml	0.025 ml	10 ml	0.5 ml
Sample Collection Date /Received:	7/16/8 1805	7/16/8 1625	7/16/8 1656	7/16/8 1731	7/17/8 0817
Analysis Date:	7/16/2008	7/16/2008	7/16/2008	7/16/2008	7/17/2008
Vinyl chloride	5 U	39,700	12,000	42	2,200
1,1-Dichloroethene	5 U	200 U	400 U	1 U	20 U
trans-1,2-Dichloroethene	5 U	200 U	400 U	1 U	20 U
cis-1,2-Dichloroethene	400	23,100	52,100	23	920
Trichloroethene	93	200 U	400 U	18	20 U
Perchloroethene	5 U	200 U	400 U	1 U	20 U
Field Laboratory Number:	GST071408-W59	GST071408-W60	GST071408-W60 Spike	GST071408-W61	GST071408-W62
Client Field Description:	LC34-DPT097-73.0-20080717	LC34-DPT097-78.0-20080717	LC34-DPT097-78.0-20080717	LC34-DPT098-18.0-20080717	LC34-DPT098-25.0-20080717
Matrix:	Water	Water	Water & 10 ppb	Water	Water
Sample Size:	10 ml	10 ml	10 ml	0.02 ml	0.01 ml
Sample Collection Date /Received:	7/17/8 0912	7/17/8 0958	7/17/8 0958	7/17/8 0830	7/17/8 0850
Analysis Date:	7/17/2002	7/17/2008	7/17/2008	7/17/2008	7/17/2008
Vinyl chloride	8	2	12 (101.9 % Rec.)	500 U	1000 U
1,1-Dichloroethene	1 U	1 U	8.7 (87.0 % Rec.)	500 U	1000 U
trans-1,2-Dichloroethene	1 U	1 U	9.0 (90.4 % Rec.)	500 U	1000 U
cis-1,2-Dichloroethene	26	1 U	11 (111.2 % Rec.)	32,200	179,000
Trichloroethene	110	1 U	9.3 (92.6 % Rec.)	500 U	1000 U
Perchloroethene	1 U	1 U	8.6 (85.8 % Rec.)	500 U	1000 U

All data is calculated on a wet weight basis.
All data results meet all requirements of the NELAC Standards unless test results contain qualifiers. If qualifiers are assigned, see below for qualifier description.
Note(s):

FDEP Data Qualifier Codes (Document Reference: FDEP QA-001/92) Section 10.0 Table 10.2 per field chemist's review.
U = Indicates that the compound was analyzed for but not detected at the quantitation limit. The value associated with the qualifier shall be the method detection limit.
J = Estimated value due to sample response greater than calibration curve.

Analytical Laboratories of Florida: Laboratory Results

Site Project Name: LC34 Mobile Lab Services
Site Location: LC 34, KSC, Fl.
Client Name: GeoSyntec Consultants (Titusville office)
Client Contact: Jim Langenbach (321-269-5880)
Analysis Methodology: EPA 8021 (subset)

Client Project Number: FO.0552
Laboratory Project Name: GST071408
Laboratory Address: 535 Riverdale Drive
Merritt Island, Florida 32953
321-258-1355

Field Chemist: Dale A. Schamp
Signature: Dale A. Schamp
(Draft Copy unless Signature present.)
Date: 7/20/18
NELAC Certification Number: E83934

Target Compounds	Concentration Levels in Parts per Billion (ug/L or ug/Kg)				
Field Laboratory Number:	GST071408-W62 Duplicate	GST071408-W63	GST071408-W64	GST071408-W65	GST071408-W66
Client Field Description:	LC34-DPT098-25.0-20080717	LC34-DPT098-64.0-20080717	LC34-DPT098-69.0-20080717	LC34-DPT098-78.0-20080717	LC34-DPT100-18.0-20080717
Matrix:	Water	Water	Water	Water	Water
Sample Size:	0.005 ml	3 ml	10 ml	3 ml	0.004 ml
Sample Collection Date /Received:	7/17/8 0850	7/17/8 0930	7/17/8 1005	7/17/8 1110	7/17/8 1355
Analysis Date:	7/17/2008	7/17/2008	7/17/2008	7/16/2008	7/17/2008
Vinyl chloride	2000 U	3 U	1 U	3 U	3,500
1,1-Dichloroethene	2000 U	3 U	1 U	3 U	2500 U
trans-1,2-Dichloroethene	2000 U	3 U	1 U	3 U	2500 U
cis-1,2-Dichloroethene	179,000	38	25	59	52,800
Trichloroethene	2000 U	3 U	2	3 U	2500 U
Perchloroethene	2000 U	3 U	1 U	3 U	2500 U

Field Laboratory Number:	GST071408-W67	GST071408-W68	GST071408-W69	GST071408-W70	GST071408-W71
Client Field Description:	LC34-DPT100-25.0-20080717	LC34-DPT100-64.0-20080717	LC34-DPT100-69.0-20080717	LC34-DPT100-78.0-20080717	LC34-DPT099-18.0-20080717
Matrix:	Water	Water	Water	Water	Water
Sample Size:	0.005 ml	10 ml	10 ml	10 ml	0.025 ml
Sample Collection Date /Received:	7/17/8 1420	7/17/8 1455	7/17/8 1638	7/17/8 1630	7/17/8 1142
Analysis Date:	7/17/2002	7/17/2008	7/17/2008	7/17/2008	7/17/2008
Vinyl chloride	2000 U	2	3	10	34,200
1,1-Dichloroethene	2000 U	1 U	1 U	1 U	200 U
trans-1,2-Dichloroethene	2000 U	1 U	1 U	3	910
cis-1,2-Dichloroethene	55,400	44	26	400	16,900
Trichloroethene	2000 U	1 U	1	1 U	200 U
Perchloroethene	2000 U	1 U	1 U	1 U	200 U

All data is calculated on a wet weight basis.
All data results meet all requirements of the NELAC Standards unless test results contain qualifiers. If qualifiers are assigned, see below for qualifier description.
Note(s):

FDEP Data Qualifier Codes (Document Reference: FDEP QA-001/92) Section 10.0 Table 10.2 per field chemist's review.
U = Indicates that the compound was analyzed for but not detected at the quantitation limit. The value associated with the qualifier shall be the method detection limit.
J = Estimated value due to sample response greater than calibration curve.

Analytical Laboratories of Florida: Laboratory Results

Site Project Name: LC34 Mobile Lab Services
Site Location: LC 34, KSC, Fl.
Client Name: GeoSyntec Consultants (Titusville office)
Client Contact: Jim Langenbach (321-269-5880)
Analysis Methodology: EPA 8021 (subset)

Client Project Number: FO.0552
Laboratory Project Name: GST071408
Laboratory Address: 535 Riverdale Drive
Merritt Island, Florida 32953
321-258-1355

Field Chemist: Dale A. Schamp
Signature: Dale A Schamp
(Draft Copy unless Signature present.)
Date: 7/20/8
NELAC Certification Number: E83934

Target Compounds	Concentration Levels in Parts per Billion (ug/L or ug/Kg)				
Field Laboratory Number:	GST071408-W72	GST071408-W72 Duplicate	GST071408-W73	GST071408-W74	GST071408-W75
Client Field Description:	LC34-DPT099-25.0-20080718	LC34-DPT099-25.0-20080718	LC34-DPT099-64.0-20080718	LC34-DPT099-69.0-20080718	LC34-DPT099-73.0-20080718
Matrix:	Water	Water	Water	Water	Water
Sample Size:	0.005 ml	0.005 ml	0.10 ml	0.01 ml	0.003 ml
Sample Collection Date /Received:	7/18/8 0950	7/18/8 0950	7/18/8 1025	7/18/8 1110	7/18/8 1201
Analysis Date:	7/18/2008	7/18/2008	7/18/2008	7/18/2008	7/18/2008
Vinyl chloride	35,300	31,300	100 U	1000 U	3300 U
1,1-Dichloroethene	2000 U	2000 U	100 U	1000 U	3300 U
trans-1,2-Dichloroethene	2000 U	2000 U	100 U	1000 U	3300 U
cis-1,2-Dichloroethene	60,900	49,600	1,300	10,600	14,300
Trichloroethene	2000 U	2000 U	3,500	38,400	39,300
Perchloroethene	2000 U	2000 U	100 U	1000 U	3300 U
Field Laboratory Number:	GST071408-W76	GST071408-W77	GST071408-W78	GST071408-W79	GST071408-W80
Client Field Description:	LC34-DPT099-78.0-20080718	LC34-DPT101-18.0-20080718	LC34-DPT101-25.0-20080718	LC34-DPT101-64.0-20080718	LC34-DPT101-69.0-20080718
Matrix:	Water	Water	Water	Water	Water
Sample Size:	0.1 ml	0.01 ml	0.01 ml	2 ml	3 ml
Sample Collection Date /Received:	7/18/8 1336	7/18/8 0940	7/18/8 1005	7/18/8 1042	7/18/8 1135
Analysis Date:	7/18/2008	7/18/2008	7/18/2008	7/18/2008	7/18/2008
Vinyl chloride	100 U	1,800	1000 U	5 U	3 U
1,1-Dichloroethene	100 U	1000 U	1000 U	5 U	3 U
trans-1,2-Dichloroethene	100 U	1000 U	1700	5 U	3 U
cis-1,2-Dichloroethene	2,800	50,700	74,700	72	360
Trichloroethene	2,900	8,600	12,200	8	12
Perchloroethene	100 U	1000 U	1000 U	5 U	3 U

All data is calculated on a wet weight basis.
All data results meet all requirements of the NELAC Standards unless test results contain qualifiers. If qualifiers are assigned, see below for qualifier description.
Note(s):

FDEP Data Qualifier Codes (Document Reference: FDEP QA-001/92) Section 10.0 Table 10.2 per field chemist's review.
U = Indicates that the compound was analyzed for but not detected at the quantitation limit. The value associated with the qualifier shall be the method detection limit.
J = Estimated value due to sample response greater than calibration curve.

Analytical Laboratories of Florida: Laboratory Results

Field Chemist: Dale A. Schamp
Signature: Dale A Schamp
(Draft Copy unless Signature present.)
Date: 7/25/8
NELAC Certification Number: E83934

Site Project Name: LC34 Mobile Lab Services
Site Location: LC 34, KSC, Fl.
Client Name: GeoSyntec Consultants (Titusville office)
Client Contact: Jim Langenbach (321-269-5880)
Analysis Methodology: EPA 8021 (subset)

Client Project Number: FO.0552
Laboratory Project Name: GST071408
Laboratory Address: 535 Riverdale Drive
Merritt Island, Florida 32953
321-258-1355

Target Compounds	Concentration Levels in Parts per Billion (ug/L or ug/Kg)				
Field Laboratory Number:	GST071408-W81	GST071408-W82	GST071408-W83	GST071408-W84	GST071408-W85
Client Field Description:	LC34-DPT101-79.0-20080718	LC34-DPT102-18.0-20080718	LC34-DPT102-25.0-20080718	LC34-DPT102-64.0--20080718	LC34-DPT102-69.0-20080718
Matrix:	Water	Water	Water	Water	Water
Sample Size:	2 ml	0.003 ml	0.002 ml	0.002 ml	0.025 ml
Sample Collection Date /Received:	7/18/8 1335	7/18/8 1421	7/18/8 1442	7/18/8 1516	7/18/8 1636
Analysis Date:	7/18/2008	7/18/2008	7/18/2008	7/18/2008	7/18/2008
Vinyl chloride	5 U	3300 U	5000 U	5000 U	500
1,1-Dichloroethene	5 U	3300 U	5000 U	5000 U	400 U
trans-1,2-Dichloroethene	5 U	3300 U	5000 U	5000 U	400 U
cis-1,2-Dichloroethene	490	92,400	348,000	13,700	1,700
Trichloroethene	23	136,000	28,600	22,200	4,900
Perchloroethene	5 U	3300 U	5000 U	5000 U	400 U
Field Laboratory Number:	GST071408-W86	GST071408-W87	GST071408-W88	GST071408-W89	GST071408-W90
Client Field Description:	LC34-DPT102-73.0-20080718	LC34-DPT102-78.0-20080718	LC34-DPT103-14.0-20080718	LC34-DPT103-22.0-20080718	LC34-DPT103-27.0-20080718
Matrix:	Water	Water	Water	Water	Water
Sample Size:	0.01 ml	0.01 ml	0.25 ml	0.1 ml	0.01 ml
Sample Collection Date /Received:	7/18/8 1744	7/18/8 1821	7/18/8 1507	7/18/8 1530	7/18/8 1550
Analysis Date:	7/18/2008	7/18/2008	7/18/2008	7/18/2008	7/18/2008
Vinyl chloride	1000 U	1000 U	410	710	2,000
1,1-Dichloroethene	1000 U	1000 U	40 U	100 U	1000 U
trans-1,2-Dichloroethene	1000 U	1000 U	97	720	1000 U
cis-1,2-Dichloroethene	11,400	8,100	3,300	26,900	44,200
Trichloroethene	60,500	52,900	40 U	200	3,300
Perchloroethene	1000 U	1000 U	40 U	100 U	1000 U

All data is calculated on a wet weight basis.
All data results meet all requirements of the NELAC Standards unless test results contain qualifiers. If qualifiers are assigned, see below for qualifier description.
Note(s):

FDEP Data Qualifier Codes (Document Reference: FDEP QA-001/92) Section 10.0 Table 10.2 per field chemist's review.
U = Indicates that the compound was analyzed for but not detected at the quantitation limit. The value associated with the qualifier shall be the method detection limit.
J = Estimated value due to sample response greater than calibration curve.

Analytical Laboratories of Florida: Laboratory Results

Site Project Name: LC34 Mobile Lab Services
Site Location: LC 34, KSC, Fl.
Client Name: GeoSyntec Consultants (Titusville office)
Client Contact: Jim Langenbach (321-269-5880)
Analysis Methodology: EPA 8021 (subset)

Client Project Number: FO.0552
Laboratory Project Name: GST071408
Laboratory Address: 535 Riverdale Drive
Merritt Island, Florida 32953
321-258-1355

Field Chemist: Dale A. Schamp
Signature: Dale A Schamp
(Draft Copy unless Signature present.)
Date: 7/24/8
NELAC Certification Number: E83934

Target Compounds	Concentration Levels in Parts per Billion (ug/L or ug/Kg)				
Field Laboratory Number:	GST071408-W91	GST071408-W92	GST071408-W93	GST071408-W94	GST071408-W94 Spike
Client Field Description:	LC34-DPT103-32.0-20080718	LC34-DPT103-43.0-20080718	LC34-DPT103-58.0-20080718	LC34-DPT103-63.0--20080718	LC34-DPT103-63.0-20080718
Matrix:	Water	Water	Water	Water	Water & 100 ppb
Sample Size:	0.005 ml	0.001 ml	0.001 ml	5 ml	5 ml
Sample Collection Date /Received:	7/18/8 1616	7/18/8 1640	7/18/8 1753	7/18/8 1820	7/18/8 1820
Analysis Date:	7/18/2008	7/18/2008	7/18/2008	7/18/2008	7/18/2008
Vinyl chloride	2,400	10000 U	10000 U	2 U	75 (74.7 % Rec.)
1,1-Dichloroethene	2000 U	10000 U	10000 U	2 U	75 (75.2 % Rec.)
trans-1,2-Dichloroethene	2000 U	10000 U	10000 U	2 U	116 (116.5 % Rec.)
cis-1,2-Dichloroethene	25,900	87,300	10000 U	53	159 (104.1 % Rec.)
Trichloroethene	42,000	141,000	39,100	43	124 (81.1 % Rec.)
Perchloroethene	2000 U	10000 U	10000 U	2 U	87 (86.8 % Rec.)
Field Laboratory Number:	n/a	n/a	n/a	n/a	n/a
Client Field Description:	n/a	n/a	n/a	n/a	n/a
Matrix:	n/a	n/a	n/a	n/a	n/a
Sample Size:	n/a	n/a	n/a	n/a	n/a
Sample Collection Date /Received:	n/a	n/a	n/a	n/a	n/a
Analysis Date:	n/a	n/a	n/a	n/a	n/a
Vinyl chloride	n/a	n/a	n/a	n/a	n/a
1,1-Dichloroethene	n/a	n/a	n/a	n/a	n/a
trans-1,2-Dichloroethene	n/a	n/a	n/a	n/a	n/a
cis-1,2-Dichloroethene	n/a	n/a	n/a	n/a	n/a
Trichloroethene	n/a	n/a	n/a	n/a	n/a
Perchloroethene	n/a	n/a	n/a	n/a	n/a

All data is calculated on a wet weight basis.
All data results meet all requirements of the NELAC Standards unless test results contain qualifiers. If qualifiers are assigned, see below for qualifier description.
Note(s):

FDEP Data Qualifier Codes (Document Reference: FDEP QA-001/92) Section 10.0 Table 10.2 per field chemist's review.
U = Indicates that the compound was analyzed for but not detected at the quantitation limit. The value associated with the qualifier shall be the method detection limit.
J = Estimated value due to sample response greater than calibration curve.

Analytical Laboratories of Florida: Laboratory Results

Site Project Name: LC34 Mobile Lab Services
Site Location: LC 34, KSC. Fl.
Client Name: GeoSyntec Consultants (Titusville office)
Client Contact: Jim Langenbach (321-269-5880)
Analysis Methodology: EPA 8021 (subset)

Client Work Order Number: FO.0552
Laboratory Project Name: GST071408
Laboratory Address: 535 Riverdale Drive
Merritt Island, Florida 32953
321-258-1355

Field Chemist: Dale A. Schamp
Signature: Dale A. Schamp
(Draft Copy unless Signature present.)
Date: 7/20/8
NELAC Certification Number: E83934

Target Compounds	Concentration Levels in Parts per Billion (ug/L or ug/Kg)				
Field Laboratory Number:	GST071408-W01	GST071408-W02	GST071408-W02 Duplicate	GST071408-W03	GST071408-W04
Client Field Description:	LC34-DPT088-18.0-20080714	LC34-DPT088-25.0-20080714	LC34-DPT088-25.0-20080714	LC34-DPT088-64.0-20080714	LC34-DPT088-69.0-20080714
Matrix:	Water	Water	Water	Water	Water
Sample Size:	0.005 ml	0.003 ml	0.003 ml	0.25 ml	0.05 ml
Sample Collection Date /Received:	7/14/8 0922	7/14/8 0952	7/14/8 0952	7/14/8 1030	7/14/8 1110
Analysis Date:	7/14/2008	7/14/2008	7/14/2008	7/14/2008	7/14/2008
Vinyl chloride	15,900	3300 U	3300 U	40 U	200 U
1,1-Dichloroethene	2000 U	3300 U	3300 U	40 U	200 U
trans-1,2-Dichloroethene	3300	3300 U	3300 U	40 U	200 U
cis-1,2-Dichloroethene	152,000	132,000	140,000	1,600	11,600
Trichloroethene	26,800	37,200	36,000	2,500	28,200
Perchloroethene	2000 U	3300 U	3300 U	40 U	200 U
Field Laboratory Number:	GST071408-W05	GST071408-W06	GST071408-W06 Spike	GST071408-W143 Rerun	GST071408-W07
Client Field Description:	LC34-DPT088-78.0-20080714	LC34-DPT085-69.0-20080714	LC34-DPT085-69.0-20080714	LC34-DPT087-69.0-20080711	LC34-DPT089-18.0-20080714
Matrix:	Water	Water	Water & 33 ppb	Water	Water
Sample Size:	10 ml	3 ml	3 ml	0.020 ml	0.01 ml
Sample Collection Date /Received:	7/14/8 1200	7/14/8 1132	7/14/8 1132	7/11/8 1620	7/14/8 1435
Analysis Date:	7/14/2008	7/14/2008	7/14/2008	7/14/2008	7/14/2008
Vinyl chloride	1 U	3 U	30 (91.2 % Rec.)	500 U	23,800
1,1-Dichloroethene	1 U	3 U	34 (101.0 % Rec.)	500 U	1000 U
trans-1,2-Dichloroethene	1 U	3 U	33 (98.0 % Rec.)	500 U	2700
cis-1,2-Dichloroethene	14	41	78 (111.1 % Rec.)	22,600	126,000
Trichloroethene	8	3 U	34 (103.1 % Rec.)	36,800	2,000
Perchloroethene	1 U	3 U	33 (97.7 % Rec.)	500 U	1000 U

All data is calculated on a wet weight basis.
All data results meet all requirements of the NELAC Standards unless test results contain qualifiers. If qualifiers are assigned, see below for qualifier description.
Note(s):

FDEP Data Qualifier Codes (Document Reference: FDEP QA-001/92) Section 10.0 Table 10.2 per field chemist's review.
U = Indicates that the compound was analyzed for but not detected at the quantitation limit. The value associated with the qualifier shall be the method detection limit.
J = Estimated value due to sample response greater than calibration curve.

Analytical Laboratories of Florida: Laboratory Results

Site Project Name: LC34 Mobile Lab Services
Site Location: LC 34, KSC, Fl.
Client Name: GeoSyntec Consultants (Titusville office)
Client Contact: Jim Langenbach (321-269-5880)
Analysis Methodology: EPA 8021 (subset)

Client Work Order Number: FO.0552
Laboratory Project Name: GST071408
Laboratory Address: 535 Riverdale Drive
Merritt Island, Florida 32953
321-258-1355

Field Chemist: Dale A. Schamp
Signature: Dale A Schamp
(Draft Copy unless Signature present.)
Date: 7/20/18
NELAC Certification Number: E83934

Target Compounds	Concentration Levels in Parts per Billion (ug/L or ug/Kg)				
Field Laboratory Number:	GST071408-W08	GST071408-W09	GST071408-W10	GST071408-W11	GST071408-W12
Client Field Description:	LC34-DPT089-25.0-20080714	LC34-DPT089-64.0-20080714	LC34-DPT089-69.0-20080714	LC34-DPT089-73.0-20080714	LC34-DPT089-78.0-20080714
Matrix:	Water	Water	Water	Water	Water
Sample Size:	0.1 ml	0.025 ml	0.003 ml	0.003 ml	3 ml
Sample Collection Date /Received:	7/14/8 1503	7/14/8 1625	7/14/8 1705	7/14/8 1740	7/14/8 1827
Analysis Date:	7/14/2008	7/14/2008	7/14/2008	7/14/2008	7/14/2008
Vinyl chloride	7,600	400 U	3300 U	3300 U	3 U
1,1-Dichloroethene	100 U	400 U	3300 U	3300 U	3 U
trans-1,2-Dichloroethene	100 U	400 U	3300 U	3300 U	3 U
cis-1,2-Dichloroethene	2,900	2,600	27,500	18,800	58
Trichloroethene	100 U	6,500	125,000	141,000	53
Perchloroethene	100 U	400 U	3300 U	3300 U	3 U
Field Laboratory Number:	GST071408-W13	GST071408-W14	GST071408-W15	GST071408-W16	GST071408-W17
Client Field Description:	LC34-DPT091-18.0-20080714	LC34-DPT091-25.0-20080714	LC34-DPT091-58.0-20080714	LC34-DPT091-64.0-20080714	LC34-DPT091-73.0-20080714
Matrix:	Water	Water	Water	Water	Water
Sample Size:	1 ml	0.015 ml	1 ml	0.25 ml	0.1 ml
Sample Collection Date /Received:	7/14/8 1520	7/14/8 1550	7/14/8 1630	7/14/8 1708	7/14/8 1755
Analysis Date:	7/14/2008	7/14/2008	7/14/2008	7/14/2008	7/14/2008
Vinyl chloride	46	11,800	10 U	47	100 U
1,1-Dichloroethene	10 U	670 U	10 U	40 U	100 U
trans-1,2-Dichloroethene	28	670 U	10 U	40 U	100 U
cis-1,2-Dichloroethene	1,300	10,200	63	870	1,400
Trichloroethene	10 U	800	25	720	1,600
Perchloroethene	10 U	670 U	10 U	40 U	100 U

All data is calculated on a wet weight basis.
All data results meet all requirements of the NELAC Standards unless test results contain qualifiers. If qualifiers are assigned, see below for qualifier description.
Note(s):

FDEP Data Qualifier Codes (Document Reference: FDEP QA-001/92) Section 10.0 Table 10.2 per field chemist's review.
U = Indicates that the compound was analyzed for but not detected at the quantitation limit. The value associated with the qualifier shall be the method detection limit.
J = Estimated value due to sample response greater than calibration curve.

Analytical Laboratories of Florida: Laboratory Results

Site Project Name: LC34 Mobile Lab Services
Site Location: LC 34, KSC, Fl.
Client Name: GeoSyntec Consultants (Titusville office)
Client Contact: Jim Langenbach (321-269-5880)
Analysis Methodology: EPA 8021 (subset)

Client Project Number: FO.0552
Laboratory Project Name: GST071408
Laboratory Address: 535 Riverdale Drive
Merritt Island, Florida 32953
321-258-1355

Field Chemist: Dale A. Schamp
Signature: Dale A Schamp
(Draft Copy unless Signature present.)
Date: 7/20/8
NELAC Certification Number: E83934

Target Compounds	Concentration Levels in Parts per Billion (ug/L or ug/Kg)				
Field Laboratory Number:	GST071408-W18	GST071408-W18 Duplicate	GST071408-W19	GST071408-W20	GST071408-W21
Client Field Description:	LC34-DPT091-78.0-20080715	LC34-DPT091-78.0-20080715	LC34-DPT092-18.0-20080715	LC34-DPT092-25.0-20080715	LC34-DPT092-64.0-20080715
Matrix:	Water	Water	Water	Water	Water
Sample Size:	0.1 ml	0.1 ml	0.005 ml	0.010 ml	10 ml
Sample Collection Date /Received:	7/15/8 0805	7/15/8 0805	7/15/8 0817	7/15/8 0844	7/15/8 0921
Analysis Date:	7/15/2008	7/15/2008	7/15/2008	7/15/2008	7/15/2008
Vinyl chloride	100 U	100 U	7,400	1000 U	1 U
1,1-Dichloroethene	100 U	100 U	2000 U	1000 U	1 U
trans-1,2-Dichloroethene	100 U	100 U	2900	1000 U	1 U
cis-1,2-Dichloroethene	2,400	2,700	131,000	24,900	4
Trichloroethene	2,800	2,900	39,100	2,100	2
Perchloroethene	100 U	100 U	2000 U	1000 U	1 U
Field Laboratory Number:	GST071408-W21 Spike	GST071408-W22	GST071408-W23	GST071408-W24	GST071408-W25
Client Field Description:	LC34-DPT092-64.0-20080715	LC34-DPT092-69.0-20080715	LC34-DPT092-78.0-20080715	LC34-DPT090-18.0-20080715	LC34-DPT090-25.0-20080715
Matrix:	Water & 10 ppb	Water	Water	Water	Water
Sample Size:	10 ml	10 ml	3 ml	0.5 ml	0.025 ml
Sample Collection Date /Received:	7/15/8 0921	7/15/8 1003	7/15/8 1052	7/15/8 1055	7/15/8 1120
Analysis Date:	7/15/2008	7/14/2008	7/15/2008	7/15/2008	7/15/2008
Vinyl chloride	8.8 (88.2 % Rec.)	1 U	7	20 U	400 U
1,1-Dichloroethene	9.6 (96.1 % Rec.)	1 U	3 U	20 U	400 U
trans-1,2-Dichloroethene	9.4 (93.8 % Rec.)	1 U	3 U	20 U	400 U
cis-1,2-Dichloroethene	13 (91.6 % Rec.)	5	36	1,400	31,400
Trichloroethene	10 (82.7 % Rec.)	3	16	20 U	400 U
Perchloroethene	8.8 (88.3 % Rec.)	1 U	3 U	20 U	400 U

All data is calculated on a wet weight basis.
All data results meet all requirements of the NELAC Standards unless test results contain qualifiers. If qualifiers are assigned, see below for qualifier description.
Note(s):

FDEP Data Qualifier Codes (Document Reference: FDEP QA-001/92) Section 10.0 Table 10.2 per field chemist's review.
U = Indicates that the compound was analyzed for but not detected at the quantitation limit. The value associated with the qualifier shall be the method detection limit.
J = Estimated value due to sample response greater than calibration curve.

Analytical Laboratories of Florida: Laboratory Results

Field Chemist: Dale A. Schamp
Signature: Dale A Schamp
(Draft Copy unless Signature present.)
Date: 7/20/8

Site Project Name: LC34 Mobile Lab Services
Site Location: LC 34, KSC, Fl.
Client Name: GeoSyntec Consultants (Titusville office)
Client Contact: Jim Langenbach (321-269-5880)
Analysis Methodology: EPA 8021 (subset)

Client Project Number: FO.0552
Laboratory Project Name: GST071408
Laboratory Address: 535 Riverdale Drive
Merritt Island, Florida 32953
321-258-1355

NELAC Certification Number: E83934

Target Compounds	Concentration Levels in Parts per Billion (ug/L or ug/Kg)				
Field Laboratory Number:	GST071408-W26	GST071408-W27	GST071408-W28	GST071408-W29	GST071408-W30
Client Field Description:	LC34-DPT090-58.0-20080715	LC34-DPT090-64.0-20080715	LC34-DPT090-69.0-20080715	LC34-DPT090-78.0-20080715	LC34-DPT093-18.0-20080715
Matrix:	Water	Water	Water	Water	Water
Sample Size:	10 ml	0.02 ml	0.002 ml	0.5 ml	0.05 ml
Sample Collection Date /Received:	7/15/8 1158	7/15/8 1340	7/15/8 1505	7/15/8 1555	7/15/8 1340
Analysis Date:	7/15/2008	7/15/2008	7/15/2008	7/15/2008	7/15/2008
Vinyl chloride	1 U	500 U	10000 U	20 U	1,500
1,1-Dichloroethene	1 U	500 U	10000 U	20 U	200 U
trans-1,2-Dichloroethene	1 U	500 U	10000 U	21	200 U
cis-1,2-Dichloroethene	21	12,200	27,900	590	4,500
Trichloroethene	2	8,900	97,600	340	200 U
Perchloroethene	1 U	500 U	10000 U	20 U	200 U
Field Laboratory Number:	GST071408-W31	GST071408-W32	GST071408-W33	GST071408-W34	GST071408-W35
Client Field Description:	LC34-DPT093-25.0-20080715	LC34-DPT093-53.0-20080715	LC34-DPT093-60.0-20080715	LC34-DPT093-66.0-20080715	LC34-DPT093-73.0-20080716
Matrix:	Water	Water	Water	Water	Water
Sample Size:	0.001 ml	0.0002 ml	0.0002 ml	0.0003 ml	0.0002 ml
Sample Collection Date /Received:	7/15/8 1442	7/15/8 1551	7/15/8 1729	7/15/8 1808	7/16/8 0811
Analysis Date:	7/15/2008	7/15/2008	7/15/2008	7/15/2008	7/16/2008
Vinyl chloride	10000 U	50000 U	50000 U	33000 U	50000 U
1,1-Dichloroethene	10000 U	50000 U	50000 U	33000 U	50000 U
trans-1,2-Dichloroethene	10000 U	50000 U	50000 U	33000 U	50000 U
cis-1,2-Dichloroethene	146,000	80,800	94,200	33000 U	50000 U
Trichloroethene	459,000	1,250,000	578,000	666,000	1,510,000
Perchloroethene	10000 U	50000 U	50000 U	33000 U	50000 U

All data is calculated on a wet weight basis.
All data results meet all requirements of the NELAC Standards unless test results contain qualifiers. If qualifiers are assigned, see below for qualifier description.
Note(s):

FDEP Data Qualifier Codes (Document Reference: FDEP QA-001/92) Section 10.0 Table 10.2 per field chemist's review.
U = Indicates that the compound was analyzed for but not detected at the quantitation limit. The value associated with the qualifier shall be the method detection limit.
J = Estimated value due to sample response greater than calibration curve.

Analytical Laboratories of Florida: Laboratory Results

Site Project Name: LC34 Mobile Lab Services
Site Location: LC 34, KSC, Fl.
Client Name: GeoSyntec Consultants (Titusville office)
Client Contact: Jim Langenbach (321-269-5880)
Analysis Methodology: EPA 8021 (subset)

Client Project Number: FO.0552
Laboratory Project Name: GST071408
Laboratory Address: 535 Riverdale Drive
Merritt Island, Florida 32953
321-258-1355

Field Chemist: Dale A. Schamp
Signature: Dale A Schamp
(Draft Copy unless Signature present.)
Date: 7/2018
NELAC Certification Number: E83934

Target Compounds	Concentration Levels in Parts per Billion (ug/L or ug/Kg)				
Field Laboratory Number:	GST071408-W36	GST071408-W37	GST071408-W38	GST071408-W38 Duplicate	GST071408-W39
Client Field Description:	LC34-DPT094-18.0-20080715	LC34-DPT094-25.0-20080715	LC34-DPT094-58.0-20080716	LC34-DPT094-58.0-20080716	LC34-DPT094-64.0-20080716
Matrix:	Water	Water	Water	Water	Water
Sample Size:	0.10 ml	0.05 ml	10 ml	10 ml	10 ml
Sample Collection Date /Received:	7/15/8 1822	7/15/8 1845	7/16/8 0825	7/16/8 0825	7/16/8 0910
Analysis Date:	7/15/2008	7/15/2008	7/16/2008	7/16/2008	7/16/2008
Vinyl chloride	100 U	11,000	14	12	14
1,1-Dichloroethene	100 U	200 U	1 U	1 U	1 U
trans-1,2-Dichloroethene	100 U	200 U	1 U	1 U	1 U
cis-1,2-Dichloroethene	1,800	7,800	4	4	6
Trichloroethene	100 U	200 U	1 U	1 U	1 U
Perchloroethene	100 U	200 U	1 U	1 U	1 U
Field Laboratory Number:	GST071408-W40	GST071408-W40 Spike	GST071408-W41	GST071408-W42	GST071408-W43
Client Field Description:	LC34-DPT094-73.0-20080716	LC34-DPT094-73.0-20080716	LC34-DPT094-78.0-20080716	LC34-DPT095-18.0-20080716	LC34-DPT095-25.0-20080716
Matrix:	Water	Water & 10 ppb	Water	Water	Water
Sample Size:	10 ml	10 ml	10 ml	0.05 ml	0.10 ml
Sample Collection Date /Received:	7/16/8 1038	7/16/8 1038	7/16/8 1130	7/16/8 1037	7/16/8 1107
Analysis Date:	7/16/2008	7/16/2008	7/16/2008	7/16/2008	7/16/2008
Vinyl chloride	1 U	8.8 (88.4 % Rec.)	1 U	4800	24,700
1,1-Dichloroethene	1 U	8.5 (85.2 % Rec.)	1 U	200 U	100 U
trans-1,2-Dichloroethene	1 U	8.5 (84.7 % Rec.)	1 U	200 U	150
cis-1,2-Dichloroethene	1 U	10 (103.3 % Rec.)	1 U	4,500	7,200
Trichloroethene	1 U	8.9 (88.9 % Rec.)	1 U	200 U	100 U
Perchloroethene	1 U	8.7 (86.7 % Rec.)	1 U	200 U	100 U

All data is calculated on a wet weight basis.
All data results meet all requirements of the NELAC Standards unless test results contain qualifiers. If qualifiers are assigned, see below for qualifier description.
Note(s):

FDEP Data Qualifier Codes (Document Reference: FDEP QA-001/92) Section 10.0 Table 10.2 per field chemist's review.
U = Indicates that the compound was analyzed for but not detected at the quantitation limit. The value associated with the qualifier shall be the method detection limit.
J = Estimated value due to sample response greater than calibration curve.

Analytical Laboratories of Florida: Laboratory Results

Site Project Name: LC34 Mobile Lab Services
Site Location: LC 34, KSC, Fl.
Client Name: GeoSyntec Consultants (Titusville office)
Client Contact: Jim Langenbach (321-269-5880)
Analysis Methodology: EPA 8021 (subset)

Client Project Number: FO.0552
Laboratory Project Name: GST071408
Laboratory Address: 535 Riverdale Drive
Merritt Island, Florida 32953
321-258-1355

Field Chemist: Dale A. Schamp
Signature: Dale A Schamp
(Draft Copy unless Signature present.)
Date: 7/20/8
NELAC Certification Number: E83934

Target Compounds	Concentration Levels in Parts per Billion (ug/L or ug/Kg)				
Field Laboratory Number:	GST071408-W44	GST071408-W45	GST071408-W46	GST071408-W47	GST071408-W48
Client Field Description:	LC34-DPT095-64.0-20080716	LC34-DPT095-69.0-20080716	LC34-DPT095-73.0-20080716	LC34-DPT095-78.0-20080716	LC34-DPT096-18.0-20080716
Matrix:	Water	Water	Water	Water	Water
Sample Size:	3 ml	10 ml	10 ml	3 ml	0.003 ml
Sample Collection Date /Received:	7/16/8 1142	7/16/8 1225	7/16/8 1352	7/16/8 1443	7/16/8 1352
Analysis Date:	7/16/2008	7/16/2008	7/16/2008	7/16/2008	7/16/2008
Vinyl chloride	3 U	2	20	130	3300 U
1,1-Dichloroethene	3 U	1 U	1 U	3 U	3300 U
trans-1,2-Dichloroethene	3 U	1 U	1 U	3 U	3300 U
cis-1,2-Dichloroethene	4	1 U	6	45	37,700
Trichloroethene	21	2	1 U	48	7,700
Perchloroethene	3 U	1 U	1 U	3 U	3300 U
Field Laboratory Number:	GST071408-W49	GST071408-W50	GST071408-W51	GST071408-W52	GST071408-W53
Client Field Description:	LC34-DPT096-25.0-20080716	LC34-DPT096-58.0-20080716	LC34-DPT096-64.0-20080716	LC34-DPT096-69.0-20080716	LC34-DPT096-73.0-20080716
Matrix:	Water	Water	Water	Water	Water
Sample Size:	0.002 ml	3 ml	3 ml	3 ml	10 ml
Sample Collection Date /Received:	7/16/8 1415	7/16/8 1450	7/16/8 1530	7/16/8 1620	7/16/8 1708
Analysis Date:	7/16/2008	7/16/2008	7/16/2008	7/16/2008	7/16/2008
Vinyl chloride	5000 U	3 U	3 U	3 U	1 U
1,1-Dichloroethene	5000 U	3 U	3 U	3 U	1 U
trans-1,2-Dichloroethene	5000 U	3 U	3 U	3 U	1 U
cis-1,2-Dichloroethene	352,000	40	170	84	7
Trichloroethene	182,000	46	82	22	6
Perchloroethene	5000 U	3 U	3 U	3 U	1 U

All data is calculated on a wet weight basis.
All data results meet all requirements of the NELAC Standards unless test results contain qualifiers. If qualifiers are assigned, see below for qualifier description.
Note(s):

FDEP Data Qualifier Codes (Document Reference: FDEP QA-001/92) Section 10.0 Table 10.2 per field chemist's review.
U = Indicates that the compound was analyzed for but not detected at the quantitation limit. The value associated with the qualifier shall be the method detection limit.
J = Estimated value due to sample response greater than calibration curve.

Analytical Laboratories of Florida: Laboratory Results

Site Project Name: LC34 Mobile Lab Services
Site Location: LC 34, KSC, Fl.
Client Name: GeoSyntec Consultants (Titusville office)
Client Contact: Jim Langenbach (321-269-5880)
Analysis Methodology: EPA 8021 (subset)

Client Project Number: FO.0552
Laboratory Project Name: GST071408
Laboratory Address: 535 Riverdale Drive
Merritt Island, Florida 32953
321-258-1355

Field Chemist: Dale A. Schamp
Signature: Dale A Schamp
(Draft Copy unless Signature present.)
Date: 7/20/8
NELAC Certification Number: E83934

Target Compounds	Concentration Levels in Parts per Billion (ug/L or ug/Kg)				
Field Laboratory Number:	GST071408-W54	GST071408-W55	GST071408-W56	GST071408-W57	GST071408-W58
Client Field Description:	LC34-DPT096-78.0-20080716	LC34-DPT097-18.0-20080716	LC34-DPT097-25.0-20080716	LC34-DPT097-64.0-20080716	LC34-DPT097-69.0-20080717
Matrix:	Water	Water	Water	Water	Water
Sample Size:	2 ml	0.05 ml	0.025 ml	10 ml	0.5 ml
Sample Collection Date /Received:	7/16/8 1805	7/16/8 1625	7/16/8 1656	7/16/8 1731	7/17/8 0817
Analysis Date:	7/16/2008	7/16/2008	7/16/2008	7/16/2008	7/17/2008
Vinyl chloride	5 U	39,700	12,000	42	2,200
1,1-Dichloroethene	5 U	200 U	400 U	1 U	20 U
trans-1,2-Dichloroethene	5 U	200 U	400 U	1 U	20 U
cis-1,2-Dichloroethene	400	23,100	52,100	23	920
Trichloroethene	93	200 U	400 U	18	20 U
Perchloroethene	5 U	200 U	400 U	1 U	20 U
Field Laboratory Number:	GST071408-W59	GST071408-W60	GST071408-W60 Spike	GST071408-W61	GST071408-W62
Client Field Description:	LC34-DPT097-73.0-20080717	LC34-DPT097-78.0-20080717	LC34-DPT097-78.0-20080717	LC34-DPT098-18.0-20080717	LC34-DPT098-25.0-20080717
Matrix:	Water	Water	Water & 10 ppb	Water	Water
Sample Size:	10 ml	10 ml	10 ml	0.02 ml	0.01 ml
Sample Collection Date /Received:	7/17/8 0912	7/17/8 0958	7/17/8 0958	7/17/8 0830	7/17/8 0850
Analysis Date:	7/17/2002	7/17/2008	7/17/2008	7/17/2008	7/17/2008
Vinyl chloride	8	2	12 (101.9 % Rec.)	500 U	1000 U
1,1-Dichloroethene	1 U	1 U	8.7 (87.0 % Rec.)	500 U	1000 U
trans-1,2-Dichloroethene	1 U	1 U	9.0 (90.4 % Rec.)	500 U	1000 U
cis-1,2-Dichloroethene	26	1 U	11 (111.2 % Rec.)	32,200	179,000
Trichloroethene	110	1 U	9.3 (92.6 % Rec.)	500 U	1000 U
Perchloroethene	1 U	1 U	8.6 (85.8 % Rec.)	500 U	1000 U

All data is calculated on a wet weight basis.
All data results meet all requirements of the NELAC Standards unless test results contain qualifiers. If qualifiers are assigned, see below for qualifier description.
Note(s):

FDEP Data Qualifier Codes (Document Reference: FDEP QA-001/92) Section 10.0 Table 10.2 per field chemist's review.
U = Indicates that the compound was analyzed for but not detected at the quantitation limit. The value associated with the qualifier shall be the method detection limit.
J = Estimated value due to sample response greater than calibration curve.

Analytical Laboratories of Florida: Laboratory Results

Site Project Name: LC34 Mobile Lab Services
Site Location: LC 34, KSC, Fl.
Client Name: GeoSyntec Consultants (Titusville office)
Client Contact: Jim Langenbach (321-269-5880)
Analysis Methodology: EPA 8021 (subset)

Client Project Number: FO.0552
Laboratory Project Name: GST071408
Laboratory Address: 535 Riverdale Drive
Merritt Island, Florida 32953
321-258-1355

Field Chemist: Dale A. Schamp
Signature: Dale A Schamp
(Draft Copy unless Signature present.)
Date: 7/25/8
NELAC Certification Number: E83934

Target Compounds	Concentration Levels in Parts per Billion (ug/L or ug/Kg)				
Field Laboratory Number:	GST071408-W62 Duplicate	GST071408-W63	GST071408-W64	GST071408-W65	GST071408-W66
Client Field Description:	LC34-DPT098-25.0-20080717	LC34-DPT098-64.0-20080717	LC34-DPT098-69.0-20080717	LC34-DPT098-78.0-20080717	LC34-DPT100-18.0-20080717
Matrix:	Water	Water	Water	Water	Water
Sample Size:	0.005 ml	3 ml	10 ml	3 ml	0.004 ml
Sample Collection Date /Received:	7/17/8 0850	7/17/8 0930	7/17/8 1005	7/17/8 1110	7/17/8 1355
Analysis Date:	7/17/2008	7/17/2008	7/17/2008	7/16/2008	7/17/2008
Vinyl chloride	2000 U	3 U	1 U	3 U	3,500
1,1-Dichloroethene	2000 U	3 U	1 U	3 U	2500 U
trans-1,2-Dichloroethene	2000 U	3 U	1 U	3 U	2500 U
cis-1,2-Dichloroethene	179,000	38	25	59	52,800
Trichloroethene	2000 U	3 U	2	3 U	2500 U
Perchloroethene	2000 U	3 U	1 U	3 U	2500 U
Field Laboratory Number:	GST071408-W67	GST071408-W68	GST071408-W69	GST071408-W70	GST071408-W71
Client Field Description:	LC34-DPT100-25.0-20080717	LC34-DPT100-64.0-20080717	LC34-DPT100-69.0-20080717	LC34-DPT100-78.0-20080717	LC34-DPT099-18.0-20080717
Matrix:	Water	Water	Water	Water	Water
Sample Size:	0.005 ml	10 ml	10 ml	10 ml	0.025 ml
Sample Collection Date /Received:	7/17/8 1420	7/17/8 1455	7/17/8 1638	7/17/8 1630	7/17/8 1142
Analysis Date:	7/17/2002	7/17/2008	7/17/2008	7/17/2008	7/17/2008
Vinyl chloride	2000 U	2	3	10	34,200
1,1-Dichloroethene	2000 U	1 U	1 U	1 U	200 U
trans-1,2-Dichloroethene	2000 U	1 U	1 U	3	910
cis-1,2-Dichloroethene	55,400	44	26	400	16,900
Trichloroethene	2000 U	1 U	1	1 U	200 U
Perchloroethene	2000 U	1 U	1 U	1 U	200 U

All data is calculated on a wet weight basis.
All data results meet all requirements of the NELAC Standards unless test results contain qualifiers. If qualifiers are assigned, see below for qualifier description.
Note(s):

FDEP Data Qualifier Codes (Document Reference: FDEP QA-001/92) Section 10.0 Table 10.2 per field chemist's review.
U = Indicates that the compound was analyzed for but not detected at the quantitation limit. The value associated with the qualifier shall be the method detection limit.
J = Estimated value due to sample response greater than calibration curve.

Analytical Laboratories of Florida: Laboratory Results

Field Chemist: Dale A. Schamp
Signature: Dale A. Schamp
(Draft Copy unless Signature present.)
Date: 7/25/8

Site Project Name: LC34 Mobile Lab Services
Site Location: LC 34, KSC, Fl.
Client Name: GeoSyntec Consultants (Titusville office)
Client Contact: Jim Langenbach (321-269-5880)
Analysis Methodology: EPA 8021 (subset)

Client Project Number: FO.0552
Laboratory Project Name: GST071408
Laboratory Address: 535 Riverdale Drive
Merritt Island, Florida 32953
321-258-1355

NELAC Certification Number: E83934

Target Compounds	Concentration Levels in Parts per Billion (ug/L or ug/Kg)				
Field Laboratory Number:	GST071408-W72	GST071408-W72 Duplicate	GST071408-W73	GST071408-W74	GST071408-W75
Client Field Description:	LC34-DPT099-25.0-20080718	LC34-DPT099-25.0-20080718	LC34-DPT099-64.0-20080718	LC34-DPT099-69.0-20080718	LC34-DPT099-73.0-20080718
Matrix:	Water	Water	Water	Water	Water
Sample Size:	0.005 ml	0.005 ml	0.10 ml	0.01 ml	0.003 ml
Sample Collection Date /Received:	7/18/8 0950	7/18/8 0950	7/18/8 1025	7/18/8 1110	7/18/8 1201
Analysis Date:	7/18/2008	7/18/2008	7/18/2008	7/18/2008	7/18/2008
Vinyl chloride	35,300	31,300	100 U	1000 U	3300 U
1,1-Dichloroethene	2000 U	2000 U	100 U	1000 U	3300 U
trans-1,2-Dichloroethene	2000 U	2000 U	100 U	1000 U	3300 U
cis-1,2-Dichloroethene	60,900	49,600	1,300	10,600	14,300
Trichloroethene	2000 U	2000 U	3,500	38,400	39,300
Perchloroethene	2000 U	2000 U	100 U	1000 U	3300 U
Field Laboratory Number:	GST071408-W76	GST071408-W77	GST071408-W78	GST071408-W79	GST071408-W80
Client Field Description:	LC34-DPT099-78.0-20080718	LC34-DPT101-18.0-20080718	LC34-DPT101-25.0-20080718	LC34-DPT101-64.0-20080718	LC34-DPT101-69.0-20080718
Matrix:	Water	Water	Water	Water	Water
Sample Size:	0.1 ml	0.01 ml	0.01 ml	2 ml	3 ml
Sample Collection Date /Received:	7/18/8 1336	7/18/8 0940	7/18/8 1005	7/18/8 1042	7/18/8 1135
Analysis Date:	7/18/2008	7/18/2008	7/18/2008	7/18/2008	7/18/2008
Vinyl chloride	100 U	1,800	1000 U	5 U	3 U
1,1-Dichloroethene	100 U	1000 U	1000 U	5 U	3 U
trans-1,2-Dichloroethene	100 U	1000 U	1700	5 U	3 U
cis-1,2-Dichloroethene	2,800	50,700	74,700	72	360
Trichloroethene	2,900	8,600	12,200	8	12
Perchloroethene	100 U	1000 U	1000 U	5 U	3 U

All data is calculated on a wet weight basis.
All data results meet all requirements of the NELAC Standards unless test results contain qualifiers. If qualifiers are assigned, see below for qualifier description.
Note(s):

FDEP Data Qualifier Codes (Document Reference: FDEP QA-001/92) Section 10.0 Table 10.2 per field chemist's review.
U = Indicates that the compound was analyzed for but not detected at the quantitation limit. The value associated with the qualifier shall be the method detection limit.
J = Estimated value due to sample response greater than calibration curve.

Analytical Laboratories of Florida: Laboratory Results

Site Project Name: LC34 Mobile Lab Services
Site Location: LC 34, KSC, Fl.
Client Name: GeoSyntec Consultants (Titusville office)
Client Contact: Jim Langenbach (321-269-5880)
Analysis Methodology: EPA 8021 (subset)

Client Project Number: FO.0552
Laboratory Project Name: GST071408
Laboratory Address: 535 Riverdale Drive
Merritt Island, Florida 32953
321-258-1355

Field Chemist: Dale A. Schamp
Signature: Dale A Schamp
(Draft Copy unless Signature present.)
Date: 7/20/8
NELAC Certification Number: E83934

Target Compounds	Concentration Levels in Parts per Billion (ug/L or ug/Kg)				
Field Laboratory Number:	GST071408-W81	GST071408-W82	GST071408-W83	GST071408-W84	GST071408-W85
Client Field Description:	LC34-DPT101-79.0-20080718	LC34-DPT102-18.0-20080718	LC34-DPT102-25.0-20080718	LC34-DPT102-64.0--20080718	LC34-DPT102-69.0-20080718
Matrix:	Water	Water	Water	Water	Water
Sample Size:	2 ml	0.003 ml	0.002 ml	0.002 ml	0.025 ml
Sample Collection Date /Received:	7/18/8 1335	7/18/8 1421	7/18/8 1442	7/18/8 1516	7/18/8 1636
Analysis Date:	7/18/2008	7/18/2008	7/18/2008	7/18/2008	7/18/2008
Vinyl chloride	5 U	3300 U	5000 U	5000 U	500
1,1-Dichloroethene	5 U	3300 U	5000 U	5000 U	400 U
trans-1,2-Dichloroethene	5 U	3300 U	5000 U	5000 U	400 U
cis-1,2-Dichloroethene	490	92,400	348,000	13,700	1,700
Trichloroethene	23	136,000	28,600	22,200	4,900
Perchloroethene	5 U	3300 U	5000 U	5000 U	400 U
Field Laboratory Number:	GST071408-W86	GST071408-W87	GST071408-W88	GST071408-W89	GST071408-W90
Client Field Description:	LC34-DPT102-73.0-20080718	LC34-DPT102-78.0-20080718	LC34-DPT103-14.0-20080718	LC34-DPT103-22.0-20080718	LC34-DPT103-27.0-20080718
Matrix:	Water	Water	Water	Water	Water
Sample Size:	0.01 ml	0.01 ml	0.25 ml	0.1 ml	0.01 ml
Sample Collection Date /Received:	7/18/8 1744	7/18/8 1821	7/18/8 1507	7/18/8 1530	7/18/8 1550
Analysis Date:	7/18/2008	7/18/2008	7/18/2008	7/18/2008	7/18/2008
Vinyl chloride	1000 U	1000 U	410	710	2,000
1,1-Dichloroethene	1000 U	1000 U	40 U	100 U	1000 U
trans-1,2-Dichloroethene	1000 U	1000 U	97	720	1000 U
cis-1,2-Dichloroethene	11,400	8,100	3,300	26,900	44,200
Trichloroethene	60,500	52,900	40 U	200	3,300
Perchloroethene	1000 U	1000 U	40 U	100 U	1000 U

All data is calculated on a wet weight basis.
All data results meet all requirements of the NELAC Standards unless test results contain qualifiers. If qualifiers are assigned, see below for qualifier description.
Note(s):

FDEP Data Qualifier Codes (Document Reference: FDEP QA-001/92) Section 10.0 Table 10.2 per field chemist's review.
U = Indicates that the compound was analyzed for but not detected at the quantitation limit. The value associated with the qualifier shall be the method detection limit.
J = Estimated value due to sample response greater than calibration curve.

Analytical Laboratories of Florida: Laboratory Results

Site Project Name: LC34 Mobile Lab Services
Site Location: LC 34, KSC, Fl.
Client Name: GeoSyntec Consultants (Titusville office)
Client Contact: Jim Langenbach (321-269-5880)
Analysis Methodology: EPA 8021 (subset)

Client Project Number: FO.0552
Laboratory Project Name: GST071408
Laboratory Address: 535 Riverdale Drive
Merritt Island, Florida 32953
321-258-1355

Field Chemist: Dale A. Schamp
Signature: Dale A Schamp
(Draft Copy unless Signature present)
Date: 7/20/8
NELAC Certification Number: E83934

Target Compounds	Concentration Levels in Parts per Billion (ug/L or ug/Kg)				
Field Laboratory Number:	GST071408-W91	GST071408-W92	GST071408-W93	GST071408-W94	GST071408-W94 Spike
Client Field Description:	LC34-DPT103-32.0-20080718	LC34-DPT103-43.0-20080718	LC34-DPT103-58.0-20080718	LC34-DPT103-63.0--20080718	LC34-DPT103-63.0-20080718
Matrix:	Water	Water	Water	Water	Water & 100 ppb
Sample Size:	0.005 ml	0.001 ml	0.001 ml	5 ml	5 ml
Sample Collection Date /Received:	7/18/8 1616	7/18/8 1640	7/18/8 1753	7/18/8 1820	7/18/8 1820
Analysis Date:	7/18/2008	7/18/2008	7/18/2008	7/18/2008	7/18/2008
Vinyl chloride	2,400	10000 U	10000 U	2 U	75 (74.7 % Rec.)
1,1-Dichloroethene	2000 U	10000 U	10000 U	2 U	75 (75.2 % Rec.)
trans-1,2-Dichloroethene	2000 U	10000 U	10000 U	2 U	116 (116.5 % Rec.)
cis-1,2-Dichloroethene	25,900	87,300	10000 U	53	159 (104.1 % Rec.)
Trichloroethene	42,000	141,000	39,100	43	124 (81.1 % Rec.)
Perchloroethene	2000 U	10000 U	10000 U	2 U	87 (86.8 % Rec.)
Field Laboratory Number:	n/a	n/a	n/a	n/a	n/a
Client Field Description:	n/a	n/a	n/a	n/a	n/a
Matrix:	n/a	n/a	n/a	n/a	n/a
Sample Size:	n/a	n/a	n/a	n/a	n/a
Sample Collection Date /Received:	n/a	n/a	n/a	n/a	n/a
Analysis Date:	n/a	n/a	n/a	n/a	n/a
Vinyl chloride	n/a	n/a	n/a	n/a	n/a
1,1-Dichloroethene	n/a	n/a	n/a	n/a	n/a
trans-1,2-Dichloroethene	n/a	n/a	n/a	n/a	n/a
cis-1,2-Dichloroethene	n/a	n/a	n/a	n/a	n/a
Trichloroethene	n/a	n/a	n/a	n/a	n/a
Perchloroethene	n/a	n/a	n/a	n/a	n/a

All data is calculated on a wet weight basis.
All data results meet all requirements of the NELAC Standards unless test results contain qualifiers. If qualifiers are assigned, see below for qualifier description.
Note(s):

FDEP Data Qualifier Codes (Document Reference: FDEP QA-001/92) Section 10.0 Table 10.2 per field chemist's review.
U = Indicates that the compound was analyzed for but not detected at the quantitation limit. The value associated with the qualifier shall be the method detection limit.
J = Estimated value due to sample response greater than calibration curve.

Analytical Laboratories of Florida: Laboratory Results

Site Project Name: LC34 Mobile Lab Services
Site Location: LC 34, KSC, Fl.
Client Name: GeoSyntec Consultants (Titusville office)
Client Contact: Jim Langenbach (321-269-5880)
Analysis Methodology: EPA 8021 (subset)

Client Project Number: FO.0552
Laboratory Project Name: GST072108
Laboratory Address: 535 Riverdale Drive
Merritt Island, Florida 32953
321-258-1355

Field Chemist: Dale A. Schamp
Signature: Dale A Schamp
(Draft Copy unless Signature present.)
Date: 8/8/8
NELAC Certification Number: E83934

Target Compounds	Concentration Levels in Parts per Billion (ug/L or ug/Kg)				
Field Laboratory Number:	GST072108-W01	GST072108-W02	GST072108-W02 Duplicate	GST072108-W03	GST072108-W04
Client Field Description:	LC34-DPT105-18.0-20080721	LC34-DPT105-25.0-20080721	LC34-DPT105-25.0-20080721	LC34-DPT105-64.0-20080721	LC34-DPT105-69.0-20080721
Matrix:	Water	Water	Water	Water	Water
Sample Size:	1 ml	0.002 ml	0.002 ml	0.5 ml	0.25 ml
Sample Collection Date /Received:	7/21/ 0913	7/21/ 0927	7/21/ 0927	7/21/ 1014	7/21/ 1059
Analysis Date:	7/21/2008	7/21/2008	7/21/2008	7/21/2008	7/21/2008
Vinyl chloride	320	14,900	14,600	20 U	84
1,1-Dichloroethene	10 U	5000 U	5000 U	20 U	40 U
trans-1,2-Dichloroethene	46	7800	6700	20 U	40 U
cis-1,2-Dichloroethene	680	212,000	205,000	180	570
Trichloroethene	10 U	5000 U	5000 U	20 U	42
Perchloroethene	10 U	5000 U	5000 U	20 U	40 U
Field Laboratory Number:	GST072108-W05	GST072108-W06	GST072108-W07	GST072108-W08	GST071408-W09
Client Field Description:	LC34-DPT105-73.0-20080721	LC34-DPT105-78.0-20080721	LC34-DPT104-18.0-20080721	LC34-DPT104-25.0-20080721	LC34-DPT104-64.0-20080721
Matrix:	Water	Water	Water	Water	Water
Sample Size:	2 ml	1 ml	0.02 ml	0.003 ml	10 ml
Sample Collection Date /Received:	7/21/8 1149	7/21/8 1405	7/21/8 0820	7/21/8 0840	7/21/8 0905
Analysis Date:	7/21/2008	7/21/2008	7/21/2008	7/21/2008	7/21/2008
Vinyl chloride	36	450	14,600	3300 U	1 U
1,1-Dichloroethene	5 U	12	500 U	3300 U	1 U
trans-1,2-Dichloroethene	5 U	32	500 U	3300 U	1 U
cis-1,2-Dichloroethene	82	1,300	33,000	68,900	7
Trichloroethene	8	45	500 U	3300 U	1 U
Perchloroethene	5 U	10 U	500 U	3300 U	1 U

All data is calculated on a wet weight basis.
All data results meet all requirements of the NELAC Standards unless test results contain qualifiers. If qualifiers are assigned, see below for qualifier description.
Note(s):

FDEP Data Qualifier Codes (Document Reference: FDEP QA-001/92) Section 10.0 Table 10.2 per field chemist's review.
U = Indicates that the compound was analyzed for but not detected at the quantitation limit. The value associated with the qualifier shall be the method detection limit.
J = Estimated value due to sample response greater than calibration curve.

Analytical Laboratories of Florida: Laboratory Results

Site Project Name: LC34 Mobile Lab Services
Site Location: LC 34, KSC, Fl.
Client Name: GeoSyntec Consultants (Titusville office)
Client Contact: Jim Langenbach (321-269-5880)
Analysis Methodology: EPA 8021 (subset)

Client Project Number: FO.0552
Laboratory Project Name: GST072108
Laboratory Address: 535 Riverdale Drive
Merritt Island, Florida 32953
321-258-1355

Field Chemist: Dale A. Schamp
Signature: Dale A Schamp
(Draft Copy unless Signature present.)
Date: 8/8/8
NELAC Certification Number: E83934

Target Compounds	Concentration Levels in Parts per Billion (ug/L or ug/Kg)				
Field Laboratory Number:	GST072108-W09 Spike	GST072108-W10	GST072108-W11	GST072108-W12	GST072108-W13
Client Field Description:	LC34-DPT104-64.0-20080721	LC34-DPT104-72.0-20080721	LC34-DPT104-78.0-20080721	LC34-DPT106-18.0-20080721	LC34-DPT106-25.0-20080721
Matrix:	Water & 10 ppb	Water	Water	Water	Water
Sample Size:	10 ml	5 ml	5 ml	0.01 ml	0.003 ml
Sample Collection Date /Received:	7/21/ 0905	7/21/ 0950	7/21/ 1035	7/21/ 1140	7/21/ 1255
Analysis Date:	7/21/2008	7/21/2008	7/21/2008	7/21/2008	7/21/2008
Vinyl chloride	8.9 (89.0 % Rec.)	2 U	8	11,300	3300 U
1,1-Dichloroethene	9.1 (90.6 % Rec.)	2 U	2 U	1000 U	3300 U
trans-1,2-Dichloroethene	9.7 (97.0 % Rec.)	2 U	2 U	5000	3300 U
cis-1,2-Dichloroethene	16 (92.0 % Rec.)	20	110	159,000	108,000
Trichloroethene	10 (100.9 % Rec.)	2 U	2 U	40,500	41,200
Perchloroethene	9.6 (96.1 % Rec.)	2 U	2 U	1000 U	3300 U
Field Laboratory Number:	GST072108-W14	GST072108-W15	GST072108-W16	GST072108-W17	GST072108-W018
Client Field Description:	LC34-DPT106-64.0-20080721	LC34-DPT106-69.0-20080721	LC34-DPT106-73.0-20080721	LC34-DPT106-78.0-20080721	LC34-DPT107-18.0-20080721
Matrix:	Water	Water	Water	Water	Water
Sample Size:	0.005 ml	0.002 ml	0.001 ml	0.004 ml	0.025 ml
Sample Collection Date /Received:	7/21/8 1335	7/21/8 1425	7/21/8 1705	7/21/8 1745	7/21/8 1755
Analysis Date:	7/21/2008	7/21/2008	7/21/2008	7/21/2008	7/21/2008
Vinyl chloride	2000 U	5000 U	10000 U	2500 U	10,800
1,1-Dichloroethene	2000 U	5000 U	10000 U	2500 U	400 U
trans-1,2-Dichloroethene	2000 U	5000 U	10000 U	2500 U	400 U
cis-1,2-Dichloroethene	49,100	6,100	13,800	3,900	13,300
Trichloroethene	138,000	244,000	455,000	39,500	400 U
Perchloroethene	2000 U	5000 U	10000 U	2500 U	400 U

All data is calculated on a wet weight basis.
All data results meet all requirements of the NELAC Standards unless test results contain qualifiers. If qualifiers are assigned, see below for qualifier description.
Note(s):

FDEP Data Qualifier Codes (Document Reference: FDEP QA-001/92) Section 10.0 Table 10.2 per field chemist's review.
U = Indicates that the compound was analyzed for but not detected at the quantitation limit. The value associated with the qualifier shall be the method detection limit.
J = Estimated value due to sample response greater than calibration curve.

Analytical Laboratories of Florida: Laboratory Results

Site Project Name: LC34 Mobile Lab Services
Site Location: LC 34, KSC, Fl.
Client Name: GeoSyntec Consultants (Titusville office)
Client Contact: Jim Langenbach (321-269-5880)
Analysis Methodology: EPA 8021 (subset)

Client Project Number: FO.0552
Laboratory Project Name: GST072108
Laboratory Address: 535 Riverdale Drive
Merritt Island, Florida 32953
321-258-1355

Field Chemist: Dale A. Schamp
Signature: Dale A Schamp
(Draft Copy unless Signature present.)
Date: 3/8/8
NELAC Certification Number: E83934

Target Compounds	Concentration Levels in Parts per Billion (ug/L or ug/Kg)				
Field Laboratory Number:	GST072108-W19	GST072108-W20	GST072108-W20 Duplicate	GST072108-W21	GST072108-W22
Client Field Description:	LC34-DPT107-25.0-20080721	LC34-DPT107-64.0-20080722	LC34-DPT107-64.0-20080722	LC34-DPT107-69.0-20080722	LC34-DPT107-73.0-20080722
Matrix:	Water	Water	Water	Water	Water
Sample Size:	0.005 ml	0.1 ml	0.1 ml	2 ml	2 ml
Sample Collection Date /Received:	7/21/ 1818	7/22/8 0815	7/22/8 0815	7/22/8 0905	7/22/8 0958
Analysis Date:	7/21/2008	7/22/2008	7/22/2008	7/22/2008	7/22/2008
Vinyl chloride	9,500	100 U	100 U	5 U	63
1,1-Dichloroethene	2000 U	100 U	100 U	5 U	5 U
trans-1,2-Dichloroethene	2000 U	100 U	100 U	5 U	5 U
cis-1,2-Dichloroethene	79,500	1,200	1,100	162	760
Trichloroethene	10,600	2,900	2,700	16	5 U
Perchloroethene	2000 U	100 U	100 U	5 U	5 U
Field Laboratory Number:	GST072108-W23	GST072108-W23 Spike	GST072108-W24	GST072108-W25	GST072108-W26
Client Field Description:	LC34-DPT107-78.0-20080722	LC34-DPT107-78.0-20080722	LC34-DPT104-69.0-20080722	LC34-DPT108-14.0-20080722	LC34-DPT108-27.0-20080722
Matrix:	Water	Water & 33 ppb	Water	Water	Water
Sample Size:	3 ml	3 ml	3 ml	0.025 ml	0.25 ml
Sample Collection Date /Received:	7/22/8 1053	7/22/8 1053	7/22/8 0825	7/22/8 1225	7/22/8 1242
Analysis Date:	7/22/2008	7/22/2008	7/22/2008	7/22/2008	7/22/2008
Vinyl chloride	3 U	31 (94.3 % Rec.)	25	400 U	2,200
1,1-Dichloroethene	3 U	36 (110.2 % Rec.)	3 U	400 U	40 U
trans-1,2-Dichloroethene	3 U	37 (112.1 % Rec.)	3 U	400 U	150
cis-1,2-Dichloroethene	33	58 (74.6 % Rec.)	140	12,600	2,200
Trichloroethene	6	40 (104.6 % Rec.)	3 U	400 U	40 U
Perchloroethene	3 U	33 (100.7 % Rec.)	3 U	400 U	40 U

All data is calculated on a wet weight basis.
All data results meet all requirements of the NELAC Standards unless test results contain qualifiers. If qualifiers are assigned, see below for qualifier description.
Note(s):

FDEP Data Qualifier Codes (Document Reference: FDEP QA-001/92) Section 10.0 Table 10.2 per field chemist's review.
U = Indicates that the compound was analyzed for but not detected at the quantitation limit. The value associated with the qualifier shall be the method detection limit.
J = Estimated value due to sample response greater than calibration curve.

Analytical Laboratories of Florida: Laboratory Results

Site Project Name: LC34 Mobile Lab Services
Site Location: LC 34, KSC, Fl.
Client Name: GeoSyntec Consultants (Titusville office)
Client Contact: Jim Langenbach (321-269-5880)
Analysis Methodology: EPA 8021 (subset)

Client Project Number: FO.0552
Laboratory Project Name: GST072108
Laboratory Address: 535 Riverdale Drive
Merritt Island, Florida 32953
321-258-1355

Field Chemist: Dale A. Schamp
Signature: Dale A Schamp
(Draft Copy unless Signature present.)
Date: 8/8/8
NELAC Certification Number: E83934

Target Compounds	Concentration Levels in Parts per Billion (ug/L or ug/Kg)				
Field Laboratory Number:	GST072108-W27	GST072108-W28	GST072108-W29	GST072108-W30	GST072108-W31
Client Field Description:	LC34-DPT108-32.0-20080722	LC34-DPT108-43.0-20080722	LC34-DPT108-58.0-20080722	LC34-DPT109-18.0-20080722	LC34-DPT109-25.0-20080722
Matrix:	Water	Water	Water	Water	Water
Sample Size:	1 ml	10 ml	10 ml	0.10 ml	0.01 ml
Sample Collection Date /Received:	7/22/8 1257	7/22/8 1325	7/22/8 1502	7/22/8 1310	7/22/8 1434
Analysis Date:	7/22/2008	7/22/2008	7/22/2008	7/22/2008	7/22/2008
Vinyl chloride	2500 J	1 U	6	540	20,100
1,1-Dichloroethene	10 U	1 U	1 U	100 U	1000 U
trans-1,2-Dichloroethene	72	1 U	1 U	200	1000 U
cis-1,2-Dichloroethene	10 U	1 U	1 U	9,000	52,900
Trichloroethene	10 U	1 U	1 U	100 U	1000 U
Perchloroethene	10 U	1 U	1 U	100 U	1000 U
Field Laboratory Number:	GST072108-W32	GST072108-W33	GST072108-W34	GST072108-W35	GST072108-W36
Client Field Description:	LC34-DPT109-64.0-20080722	LC34-DPT109-69.0-20080722	LC34-DPT109-73.0-20080722	LC34-DPT109-78.0-20080722	LC34-DPT110-14.0-20080722
Matrix:	Water	Water	Water	Water	Water
Sample Size:	0.2 ml	0.025 ml	0.01 ml	0.01 ml	0.25 ml
Sample Collection Date /Received:	7/22/8 1508	7/22/8 1555	7/22/8 1649	7/22/8 1748	7/22/8 1535
Analysis Date:	7/22/2008	7/22/2008	7/22/2008	7/22/2008	7/22/2008
Vinyl chloride	50 U	400 U	1000 U	1000 U	40 U
1,1-Dichloroethene	50 U	400 U	1000 U	1000 U	40 U
trans-1,2-Dichloroethene	50 U	400 U	1000 U	1000 U	40 U
cis-1,2-Dichloroethene	730	4,200	8,300	5,800	1,300
Trichloroethene	1,300	16,100	43,000	2,300	40 U
Perchloroethene	50 U	400 U	1000 U	1000 U	40 U

All data is calculated on a wet weight basis.
All data results meet all requirements of the NELAC Standards unless test results contain qualifiers. If qualifiers are assigned, see below for qualifier description.
Note(s):

FDEP Data Qualifier Codes (Document Reference: FDEP QA-001/92) Section 10.0 Table 10.2 per field chemist's review.
U = Indicates that the compound was analyzed for but not detected at the quantitation limit. The value associated with the qualifier shall be the method detection limit.
J = Estimated value due to sample response greater than calibration curve.

Analytical Laboratories of Florida: Laboratory Results

Site Project Name: LC34 Mobile Lab Services
Site Location: LC 34, KSC, Fl.
Client Name: GeoSyntec Consultants (Titusville office)
Client Contact: Jim Langenbach (321-269-5880)
Analysis Methodology: EPA 8021 (subset)

Client Project Number: FO.0552
Laboratory Project Name: GST072108
Laboratory Address: 535 Riverdale Drive
Merritt Island, Florida 32953
321-258-1355

Field Chemist: Dale A. Schamp
Signature: Dale A Schamp
(Draft Copy unless Signature present.)
Date: 8/8/8
NELAC Certification Number: E83934

Target Compounds	Concentration Levels in Parts per Billion (ug/L or ug/Kg)				
Field Laboratory Number:	GST072108-W37	GST072108-W38	GST072108-W39	GST072108-W40	GST072108-W41
Client Field Description:	LC34-DPT110-27.0-20080722	LC34-DPT110-32.0-20080722	LC34-DPT110-42.0-20080722	LC34-DPT110-58.0-20080722	LC34-DPT111-14.0-20080723
Matrix:	Water	Water	Water	Water	Water
Sample Size:	0.1 ml	0.05 ml	10 ml	10 ml	0.05 ml
Sample Collection Date /Received:	7/22/8 1550	7/22/8 1605	7/22/8 1633	7/22/8 1700	7/23/8 0752
Analysis Date:	7/22/2008	7/22/2008	7/22/2008	7/22/2008	7/23/2008
Vinyl chloride	5,900	200 U	1 U	1 U	540
1,1-Dichloroethene	100 U	200 U	1 U	1 U	200 U
trans-1,2-Dichloroethene	430	200 U	1 U	1 U	200 U
cis-1,2-Dichloroethene	47,700	9,900	7	15	5,100
Trichloroethene	100 U	200 U	1 U	1 U	200 U
Perchloroethene	100 U	200 U	1 U	1 U	200 U
Field Laboratory Number:	GST072108-W42	GST072108-W43	GST072108-W44	GST072108-W44 Duplicate	GST072108-W45
Client Field Description:	LC34-DPT111-27.0-20080723	LC34-DPT111-32.0-20080723	LC34-DPT111-43.0-20080723	LC34-DPT111-43.0-20080723	LC34-DPT111-58.0-20080723
Matrix:	Water	Water	Water	Water	Water
Sample Size:	0.025 ml	1 ml	1 ml	1 ml	5 ml
Sample Collection Date /Received:	7/23/8 0810	7/23/8 0847	7/23/8 0907	7/23/8 0907	7/23/8 0930
Analysis Date:	7/23/2008	7/23/2008	7/23/2008	7/23/2008	7/23/2008
Vinyl chloride	10,200	1700 J	10 U	18	2 U
1,1-Dichloroethene	400 U	10 U	10 U	10 U	2 U
trans-1,2-Dichloroethene	400 U	10 U	10 U	10 U	2 U
cis-1,2-Dichloroethene	10,400	280	66	68	4
Trichloroethene	400 U	10 U	200	200	2 U
Perchloroethene	400 U	10 U	10 U	10 U	2 U

All data is calculated on a wet weight basis.
All data results meet all requirements of the NELAC Standards unless test results contain qualifiers. If qualifiers are assigned, see below for qualifier description.
Note(s):

FDEP Data Qualifier Codes (Document Reference: FDEP QA-001/92) Section 10.0 Table 10.2 per field chemist's review.
U = Indicates that the compound was analyzed for but not detected at the quantitation limit. The value associated with the qualifier shall be the method detection limit.
J = Estimated value due to sample response greater than calibration curve.

Analytical Laboratories of Florida: Laboratory Results

Site Project Name: LC34 Mobile Lab Services
Site Location: LC 34, KSC, Fl.
Client Name: GeoSyntec Consultants (Titusville office)
Client Contact: Jim Langenbach (321-269-5880)
Analysis Methodology: EPA 8021 (subset)

Client Project Number: FO.0552
Laboratory Project Name: GST072108
Laboratory Address: 535 Riverdale Drive
Merritt Island, Florida 32953
321-258-1355

Field Chemist: Dale A. Schamp
Signature: Dale A Schamp
(Draft Copy unless Signature present.)
Date: 8/8/8
NELAC Certification Number: E83934

Target Compounds	Concentration Levels in Parts per Billion (ug/L or ug/Kg)				
Field Laboratory Number:	GST072108-W45	GST072108-W46	GST072108-W47	GST072108-W48	GST072108-W49
Client Field Description:	LC34-DPT111-58.0-20080723	LC34-DPT112-18.0-20080723	LC34-DPT112-25.0-20080723	LC34-DPT112-64.0-20080723	LC34-DPT112-69.0-20080723
Matrix:	Water & 20 ppb	Water	Water	Water	Water
Sample Size:	5 ml	0.025 ml	0.002 ml	0.75 ml	0.5 ml
Sample Collection Date /Received:	7/23/8 0930	7/23/8 0759	7/23/8 0833	7/23/8 0902	7/23/8 0952
Analysis Date:	7/23/2008	7/23/2008	7/23/2008	7/23/2008	7/23/2008
Vinyl chloride	20 (98.1 % Rec.)	1,500	5000 U	13 U	20 U
1,1-Dichloroethene	17 (86.2 % Rec.)	400 U	5000 U	13 U	20 U
trans-1,2-Dichloroethene	18 (90.1 % Rec.)	1500	5000 U	13 U	20 U
cis-1,2-Dichloroethene	23 (95.2 % Rec.)	31,600	353,000	170	1,800
Trichloroethene	18 (89.5 % Rec.)	13,400	66,700	96	370
Perchloroethene	18 (90.4 % Rec.)	400 U	5000 U	13 U	20 U
Field Laboratory Number:	GST072108-W50	GST072108-W51	GST072108-W52	GST072108-W53	GST072108-W54
Client Field Description:	LC34-DPT112-73.0-20080723	LC34-DPT112-78.0-20080723	LC34-DPT113-14.0-20080723	LC34-DPT113-27.0-20080723	LC34-DPT113-32.0-20080723
Matrix:	Water	Water	Water	Water	Water
Sample Size:	1 ml	0.01 ml	0.05 ml	0.05 ml	1 ml
Sample Collection Date /Received:	7/23/8 1043	7/23/8 1136	7/23/8 1020	7/23/8 1047	7/23/8 1105
Analysis Date:	7/23/2008	7/23/2008	7/23/2008	7/23/2008	7/23/2008
Vinyl chloride	10 U	1000 U	200 U	10,200	66
1,1-Dichloroethene	10 U	1000 U	200 U	200 U	10 U
trans-1,2-Dichloroethene	10 U	1000 U	200 U	280	10 U
cis-1,2-Dichloroethene	130	64,800	9,300	6,100	360
Trichloroethene	59	7,500	200 U	200 U	10 U
Perchloroethene	10 U	1000 U	200 U	200 U	10 U

All data is calculated on a wet weight basis.
All data results meet all requirements of the NELAC Standards unless test results contain qualifiers. If qualifiers are assigned, see below for qualifier description.
Note(s):

FDEP Data Qualifier Codes (Document Reference: FDEP QA-001/92) Section 10.0 Table 10.2 per field chemist's review.
U = Indicates that the compound was analyzed for but not detected at the quantitation limit. The value associated with the qualifier shall be the method detection limit.
J = Estimated value due to sample response greater than calibration curve.

Analytical Laboratories of Florida: Laboratory Results

Site Project Name: LC34 Mobile Lab Services
Site Location: LC 34, KSC, Fl.
Client Name: GeoSyntec Consultants (Titusville office)
Client Contact: Jim Langenbach (321-269-5880)
Analysis Methodology: EPA 8021 (subset)

Client Project Number: FO.0552
Laboratory Project Name: GST072108
Laboratory Address: 535 Riverdale Drive
Merritt Island, Florida 32953
321-258-1355

Field Chemist: Dale A. Schamp
Signature: Dale A Schamp
(Draft Copy unless Signature present.)
Date: 8/8/8
NELAC Certification Number: E83934

Target Compounds	Concentration Levels in Parts per Billion (ug/L or ug/Kg)				
Field Laboratory Number:	GST072108-W55	GST072108-W56	GST072108-W57	GST072108-W58	GST072108-W59
Client Field Description:	LC34-DPT113-43.0-20080723	LC34-DPT113-58.0-20080723	LC34-DPT114-14.0-20080723	LC34-DPT114-27.0-20080723	LC34-DPT114-32.0-20080723
Matrix:	Water	Water	Water	Water	Water
Sample Size:	2 ml	5 ml	0.05 ml	0.025 ml	0.005 ml
Sample Collection Date /Received:	7/23/8 1215	7/23/8 1245	7/23/8 1358	7/23/8 1410	7/23/8 1433
Analysis Date:	7/23/2008	7/23/2008	7/23/2008	7/23/2008	7/23/2008
Vinyl chloride	5 U	2 U	200 U	16,900	7,800
1,1-Dichloroethene	5 U	2 U	200 U	400 U	2000 U
trans-1,2-Dichloroethene	5 U	2 U	200 U	400 U	2000 U
cis-1,2-Dichloroethene	68	5	13,200	8,800	75,900
Trichloroethene	5 U	2 U	200 U	400 U	2000 U
Perchloroethene	5 U	2 U	200 U	400 U	2000 U
Field Laboratory Number:	GST072108-W60	GST072108-W61	GST072108-W62	GST072108-W63	GST072108-W64
Client Field Description:	LC34-DPT114-43.0-20080723	LC34-DPT114-53.0-20080723	LC34-DPT115-18.0-20080723	LC34-DPT115-25.0-20080723	LC34-DPT115-64.0-20080723
Matrix:	Water	Water	Water	Water	Water
Sample Size:	0.04 ml	0.25 ml	1 ml	0.015 ml	5 ml
Sample Collection Date /Received:	7/23/8 1455	7/23/8 1550	7/23/8 1404	7/23/8 1427	7/23/8 1518
Analysis Date:	7/23/2008	7/23/2008	7/23/2008	7/23/2008	7/23/2008
Vinyl chloride	250 U	190	2300 J	19,700	31
1,1-Dichloroethene	250 U	40 U	10 U	670 U	2 U
trans-1,2-Dichloroethene	250 U	40 U	190	670 U	2 U
cis-1,2-Dichloroethene	14,000	3,700	880	66,200	21
Trichloroethene	250 U	40 U	10 U	670 U	8
Perchloroethene	250 U	40 U	10 U	670 U	2 U

All data is calculated on a wet weight basis.
All data results meet all requirements of the NELAC Standards unless test results contain qualifiers. If qualifiers are assigned, see below for qualifier description.
Note(s):

FDEP Data Qualifier Codes (Document Reference: FDEP QA-001/92) Section 10.0 Table 10.2 per field chemist's review.
U = Indicates that the compound was analyzed for but not detected at the quantitation limit. The value associated with the qualifier shall be the method detection limit.
J = Estimated value due to sample response greater than calibration curve.

Analytical Laboratories of Florida: Laboratory Results

Site Project Name: LC34 Mobile Lab Services
Site Location: LC 34, KSC, Fl.
Client Name: GeoSyntec Consultants (Titusville office)
Client Contact: Jim Langenbach (321-269-5880)
Analysis Methodology: EPA 8021 (subset)

Client Project Number: FO.0552
Laboratory Project Name: GST072108
Laboratory Address: 535 Riverdale Drive
Merritt Island, Florida 32953
321-258-1355

Field Chemist: Dale A. Schamp
Signature: Dale A Schamp
(Draft Copy unless Signature present.)
Date: 8/8/8
NELAC Certification Number: E83934

Target Compounds	Concentration Levels in Parts per Billion (ug/L or ug/Kg)				
Field Laboratory Number:	GST072108-W64 Spike	GST072108-W65	GST072108-W66	GST072108-W66 Duplicate	GST072108-W67
Client Field Description:	LC34-DPT115-64.0-20080723	LC34-DPT115-69.0-20080723	LC34-DPT116-18.0-20080723	LC34-DPT116-18.0-20080723	LC34-DPT116-25.0-20080723
Matrix:	Water & 20 ppb	Water	Water	Water	Water
Sample Size:	5 ml	2 ml	0.1 ml	0.1 ml	1 ml
Sample Collection Date /Received:	7/23/8 1518	7/23/8 1619	7/23/8 1650	7/23/8 1650	7/23/8 1715
Analysis Date:	7/23/2008	7/23/2008	7/24/2008	7/24/2008	7/24/2008
Vinyl chloride	49 (94.0 % Rec.)	170	7,900	9,800	4900 J
1,1-Dichloroethene	18 (88.8 % Rec.)	5 U	100 U	100 U	10 U
trans-1,2-Dichloroethene	19 (94.2 % Rec.)	5 U	100 U	100	80
cis-1,2-Dichloroethene	47 (129.2 % Rec.)	350	5,700	5,800	270
Trichloroethene	25 (84.6 % Rec.)	33	100 U	100 U	10 U
Perchloroethene	19 (94.7 % Rec.)	5 U	100 U	100 U	10 U
Field Laboratory Number:	GST072108-W68	GST072108-W69	GST072108-W70	GST072108-W70 Spike	GST072108-W71
Client Field Description:	LC34-DPT116-64.0-20080724	LC34-DPT116-69.0-20080724	LC34-DPT116-73.0-20080724	LC34-DPT116-73.0-20080724	LC34-DPT116-78.0-20080724
Matrix:	Water	Water	Water	Water & 10 ppb	Water
Sample Size:	10 ml	10 ml	10 ml	10 ml	10 ml
Sample Collection Date /Received:	7/24/8 0805	7/24/8 0850	7/24/8 0930	7/24/8 0930	7/24/8 1000
Analysis Date:	7/24/2008	7/24/2008	7/24/2008	7/24/2008	7/24/2008
Vinyl chloride	1 U	1 U	1 U	8.4 (83.5 % Rec.)	66
1,1-Dichloroethene	1 U	1 U	1 U	10 (103.1 % Rec.)	1 U
trans-1,2-Dichloroethene	1 U	1 U	1 U	11 (110.0 % Rec.)	1 U
cis-1,2-Dichloroethene	1 U	1 U	1 U	9.7 (96.9 % Rec.)	11
Trichloroethene	1 U	1 U	1 U	10 (103.5 % Rec.)	1 U
Perchloroethene	1 U	1 U	1 U	10 (99.9 % Rec.)	1 U

All data is calculated on a wet weight basis.
All data results meet all requirements of the NELAC Standards unless test results contain qualifiers. If qualifiers are assigned, see below for qualifier description.
Note(s):

FDEP Data Qualifier Codes (Document Reference: FDEP QA-001/92) Section 10.0 Table 10.2 per field chemist's review.
U = Indicates that the compound was analyzed for but not detected at the quantitation limit. The value associated with the qualifier shall be the method detection limit.
J = Estimated value due to sample response greater than calibration curve.

Analytical Laboratories of Florida: Laboratory Results

Site Project Name: LC34 Mobile Lab Services
Site Location: LC 34, KSC, Fl.
Client Name: GeoSyntec Consultants (Titusville office)
Client Contact: Jim Langenbach (321-269-5880)
Analysis Methodology: EPA 8021 (subset)

Client Project Number: FO.0552
Laboratory Project Name: GST072108
Laboratory Address: 535 Riverdale Drive
Merritt Island, Florida 32953
321-258-1355

Field Chemist: Dale A. Schamp
Signature: Dale A Schamp
(Draft Copy unless Signature present.)
Date: 8/8/8
NELAC Certification Number: E83934

Target Compounds	Concentration Levels in Parts per Billion (ug/L or ug/Kg)				
Field Laboratory Number:	GST072108-W72	GST072108-W73	GST072108-W74	GST072108-W75	GST072108-W76
Client Field Description:	LC34-DPT115-73.0-20080724	LC34-DPT115-78.0-20080724	LC34-DPT118-14.0-20080724	LC34-DPT118-27.0-20080724	LC34-DPT118-32.0-20080724
Matrix:	Water	Water	Water	Water	Water
Sample Size:	0.5 ml	1 ml	0.05 ml	0.1 ml	10 ml
Sample Collection Date /Received:	7/24/8 0817	7/24/8 0931	7/24/8 1100	7/24/8 1225	7/24/8 1250
Analysis Date:	7/24/2008	7/24/2008	7/24/2008	7/24/2008	7/24/2008
Vinyl chloride	67	83	200 U	190	1 U
1,1-Dichloroethene	20 U	10 U	200 U	100 U	1 U
trans-1,2-Dichloroethene	20 U	10 U	200 U	100 U	1 U
cis-1,2-Dichloroethene	1,500	320	8,800	3,900	17
Trichloroethene	1,800	10 U	200 U	100 U	1 U
Perchloroethene	20 U	10 U	200 U	100 U	1 U
Field Laboratory Number:	GST072108-W77	GST072108-W78	GST072108-W79	GST072108-W80	GST072108-W81
Client Field Description:	LC34-DPT118-43.0-20080724	LC34-DPT118-58.0-20080724	LC34-DPT117-18.0-20080724	LC34-DPT117-25.0-20080724	LC34-DPT117-64.0-20080724
Matrix:	Water	Water	Water	Water	Water
Sample Size:	10 ml	10 ml	0.02 ml	0.01 ml	5 ml
Sample Collection Date /Received:	7/24/8 1306	7/24/8 1340	7/24/8 1106	7/24/8 1124	7/24/8 1203
Analysis Date:	7/24/2008	7/24/2008	7/24/2008	7/24/2008	7/24/2008
Vinyl chloride	1 U	1 U	500 U	1000 U	2 U
1,1-Dichloroethene	1 U	1 U	500 U	1000 U	2 U
trans-1,2-Dichloroethene	1 U	1 U	1500	1000 U	2 U
cis-1,2-Dichloroethene	1 U	31	60,100	31,500	180
Trichloroethene	1 U	1 U	500 U	1000 U	2 U
Perchloroethene	1 U	1 U	500 U	1000 U	2 U

All data is calculated on a wet weight basis.
All data results meet all requirements of the NELAC Standards unless test results contain qualifiers. If qualifiers are assigned, see below for qualifier description.
Note(s):

FDEP Data Qualifier Codes (Document Reference: FDEP QA-001/92) Section 10.0 Table 10.2 per field chemist's review.
U = Indicates that the compound was analyzed for but not detected at the quantitation limit. The value associated with the qualifier shall be the method detection limit.
J = Estimated value due to sample response greater than calibration curve.

Analytical Laboratories of Florida: Laboratory Results

Site Project Name: LC34 Mobile Lab Services
Site Location: LC 34, KSC, Fl.
Client Name: GeoSyntec Consultants (Titusville office)
Client Contact: Jim Langenbach (321-269-5880)
Analysis Methodology: EPA 8021 (subset)

Client Project Number: FO.0552
Laboratory Project Name: GST072108
Laboratory Address: 535 Riverdale Drive
Merritt Island, Florida 32953
321-258-1355

Field Chemist: Dale A. Schamp
Signature: Dale A Schamp
(Draft Copy unless Signature present.)
Date: 8/8/8
NELAC Certification Number: E83934

Target Compounds	Concentration Levels in Parts per Billion (ug/L or ug/Kg)				
Field Laboratory Number:	GST072108-W82	GST072108-W83	GST072108-W84	GST072108-W84 Duplicate	GST072108-W85
Client Field Description:	LC34-DPT117-69.0-20080724	LC34-DPT117-78.0-20080724	LC34-DPT119-14.0-20080724	LC34-DPT119-14.0-20080724	LC34-DPT119-27.0-20080724
Matrix:	Water	Water	Water	Water	Water
Sample Size:	2 ml	0.5 ml	0.025 ml	0.025 ml	1 ml
Sample Collection Date /Received:	7/24/8 1341	7/24/8 1446	7/24/8 1440	7/24/8 1440	7/24/8 1450
Analysis Date:	7/24/2008	7/24/2008	7/24/2008	7/24/2008	7/24/2008
Vinyl chloride	5 U	20 U	400 U	400 U	1100 J
1,1-Dichloroethene	5 U	20 U	400 U	400 U	10 U
trans-1,2-Dichloroethene	5 U	20 U	400 U	400 U	90
cis-1,2-Dichloroethene	150	950	14,300	14,400	110
Trichloroethene	5 U	20 U	400 U	400 U	10 U
Perchloroethene	5 U	20 U	400 U	400 U	10 U
Field Laboratory Number:	GST072108-W86	GST072108-W87	GST072108-W88	GST072108-W88 Spike	GST072108-W89
Client Field Description:	LC34-DPT119-32.0-20080724	LC34-DPT119-43.0-20080724	LC34-DPT119-58.0-20080724	LC34-DPT119-58.0-20080724	LC34-DPT120-18.0-20080724
Matrix:	Water	Water	Water	Water & 10 ppb	Water
Sample Size:	3 ml	3 ml	10 ml	10 ml	0.01 ml
Sample Collection Date /Received:	7/24/8 1520	7/24/8 1540	7/24/8 1620	7/24/8 1620	7/24/8 1621
Analysis Date:	7/24/2008	7/24/2008	7/24/2008	7/24/2008	7/24/2008
Vinyl chloride	140	3 U	1 U	11 (106.0 % Rec.)	1000 U
1,1-Dichloroethene	3 U	3 U	1 U	8.6 (85.7 % Rec.)	1000 U
trans-1,2-Dichloroethene	41	3 U	1 U	9.0 (90.2 % Rec.)	1000 U
cis-1,2-Dichloroethene	63	18	11	20 (83.8 % Rec.)	23,200
Trichloroethene	3 U	3 U	1 U	9.1 (90.5 % Rec.)	1000 U
Perchloroethene	3 U	3 U	1 U	9.1 (91.1 % Rec.)	1000 U

All data is calculated on a wet weight basis.
All data results meet all requirements of the NELAC Standards unless test results contain qualifiers. If qualifiers are assigned, see below for qualifier description.
Note(s):

FDEP Data Qualifier Codes (Document Reference: FDEP QA-001/92) Section 10.0 Table 10.2 per field chemist's review.
U = Indicates that the compound was analyzed for but not detected at the quantitation limit. The value associated with the qualifier shall be the method detection limit.
J = Estimated value due to sample response greater than calibration curve.

Analytical Laboratories of Florida: Laboratory Results

Site Project Name: LC34 Mobile Lab Services
Site Location: LC 34, KSC, Fl.
Client Name: GeoSyntec Consultants (Titusville office)
Client Contact: Jim Langenbach (321-269-5880)
Analysis Methodology: EPA 8021 (subset)

Client Project Number: FO.0552
Laboratory Project Name: GST072108
Laboratory Address: 535 Riverdale Drive
Merritt Island, Florida 32953
321-258-1355

Field Chemist: Dale A. Schamp
Signature: Dale A Schamp
(Draft Copy unless Signature present.)
Date: 8/8/8
NELAC Certification Number: E83934

Target Compounds	Concentration Levels in Parts per Billion (ug/L or ug/Kg)				
Field Laboratory Number:	GST072108-W90	GST072108-W91	GST072108-W91 Duplicate	GST072108-W92	GST072108-W93
Client Field Description:	LC34-DPT120-25.0-20080724	LC34-DPT120-64.0-20080724	LC34-DPT120-64.0-20080724	LC34-DPT120-69.0-20080724	LC34-DPT075-69.0-20080724
Matrix:	Water	Water	Water	Water	Water
Sample Size:	0.005 ml	0.025 ml	0.025 ml	0.02 ml	0.05 ml
Sample Collection Date /Received:	7/24/8 1643	7/24/8 1731	7/24/8 1731	7/24/8 1815	7/24/8 1710
Analysis Date:	7/24/2008	7/25/2008	7/25/2008	7/25/2008	7/25/2008
Vinyl chloride	2000 U	400 U	400 U	500 U	200 U
1,1-Dichloroethene	2000 U	400 U	400 U	500 U	200 U
trans-1,2-Dichloroethene	2000 U	400 U	400 U	500 U	200 U
cis-1,2-Dichloroethene	79,800	7,400	6,900	8,600	3,300
Trichloroethene	2000 U	3,900	3,300	14,000	4,100
Perchloroethene	2000 U	400 U	400 U	500 U	200 U
Field Laboratory Number:	GST072108-W94	GST072108-W95	GST072108-W96	GST072108-W97	GST072108-W98
Client Field Description:	LC34-DPT121-18.0-20080725	LC34-DPT121-25.0-20080725	LC34-DPT121-64.0-20080725	LC34-DPT121-69.0-20080725	LC34-DPT121-73.0-20080725
Matrix:	Water	Water	Water	Water	Water
Sample Size:	0.001 ml	0.005 ml	0.025 ml	0.05 ml	2 ml
Sample Collection Date /Received:	7/25/8 0805	7/25/8 0821	7/25/8 0850	7/25/8 0932	7/25/8 1015
Analysis Date:	7/25/2008	7/25/2008	7/25/2008	7/25/2008	7/25/2008
Vinyl chloride	10000 U	8,700	400 U	200 U	5 U
1,1-Dichloroethene	10000 U	2000 U	400 U	200 U	5 U
trans-1,2-Dichloroethene	10000 U	2000 U	400 U	200 U	5 U
cis-1,2-Dichloroethene	192,000	83,700	2,100	2,800	360
Trichloroethene	56,600	2000 U	1,800	6,000	520
Perchloroethene	10000 U	2000 U	400 U	200 U	5 U

All data is calculated on a wet weight basis.
All data results meet all requirements of the NELAC Standards unless test results contain qualifiers. If qualifiers are assigned, see below for qualifier description.
Note(s):

FDEP Data Qualifier Codes (Document Reference: FDEP QA-001/92) Section 10.0 Table 10.2 per field chemist's review.
U = Indicates that the compound was analyzed for but not detected at the quantitation limit. The value associated with the qualifier shall be the method detection limit.
J = Estimated value due to sample response greater than calibration curve.

Analytical Laboratories of Florida: Laboratory Results

Site Project Name: LC34 Mobile Lab Services
Site Location: LC 34, KSC, Fl.
Client Name: GeoSyntec Consultants (Titusville office)
Client Contact: Jim Langenbach (321-269-5880)
Analysis Methodology: EPA 8021 (subset)

Client Project Number: FO.0552
Laboratory Project Name: GST072108
Laboratory Address: 535 Riverdale Drive
Merritt Island, Florida 32953
321-258-1355

Field Chemist: Dale A. Schamp
Signature: Dale A Schamp
(Draft Copy unless Signature present.)
Date: 8/8/8
NELAC Certification Number: E83934

Target Compounds	Concentration Levels in Parts per Billion (ug/L or ug/Kg)				
Field Laboratory Number:	GST072108-W99	GST072108-W100	GST072108-W101	GST072108-W102	GST072108-W103
Client Field Description:	LC34-DPT121-78.0-20080725	LC34-DPT122-18.0-20080725	LC34-DPT122-25.0-20080725	LC34-DPT122-64.0-20080725	LC34-DPT122-69.0-20080725
Matrix:	Water	Water	Water	Water	Water
Sample Size:	0.05 ml	0.02 ml	0.025 ml	0.1 ml	3 ml
Sample Collection Date /Received:	7/25/8 1045	7/25/8 0824	7/25/8 0845	7/25/8 0917	7/25/8 0959
Analysis Date:	7/25/2008	7/25/2008	7/25/2008	7/25/2008	7/25/2008
Vinyl chloride	200 U	26,000	19,100	580	97
1,1-Dichloroethene	200 U	500 U	400 U	100 U	3 U
trans-1,2-Dichloroethene	200 U	930	400 U	100 U	3 U
cis-1,2-Dichloroethene	19,200	35,700	5,800	750	350
Trichloroethene	690	500 U	400 U	100 U	3 U
Perchloroethene	200 U	500 U	400 U	100 U	3 U
Field Laboratory Number:	GST072108-W104	GST072108-W104 Spike	GST072108-W105	GST072108-W106	GST072108-W107
Client Field Description:	LC34-DPT122-73.0-20080725	LC34-DPT122-73.0-20080725	LC34-DPT123-18.0-20080725	LC34-DPT123-25.0-20080725	LC34-DPT123-65.0-20080725
Matrix:	Water	Water & 50 ppb	Water	Water	Water
Sample Size:	2 ml	2 ml	0.05 ml	0.02 ml	0.1 ml
Sample Collection Date /Received:	7/25/8 1038	7/25/8 1038	7/25/8 1250	7/25/8 1325	7/25/8 1350
Analysis Date:	7/25/2008	7/25/2008	7/25/2008	7/25/2008	7/25/2008
Vinyl chloride	5 U	44 (87.7 % Rec.)	2,900	4,300	100 U
1,1-Dichloroethene	5 U	49 (97.8 % Rec.)	200 U	500 U	100 U
trans-1,2-Dichloroethene	5 U	49 (97.2 % Rec.)	200 U	500 U	100 U
cis-1,2-Dichloroethene	49	92 (87.2 % Rec.)	11,800	13,800	100 U
Trichloroethene	5 U	49 (87.2 % Rec.)	640	1,800	4,800
Perchloroethene	5 U	50 (99.4 % Rec.)	200 U	500 U	100 U

All data is calculated on a wet weight basis.
All data results meet all requirements of the NELAC Standards unless test results contain qualifiers. If qualifiers are assigned, see below for qualifier description.
Note(s):

FDEP Data Qualifier Codes (Document Reference: FDEP QA-001/92) Section 10.0 Table 10.2 per field chemist's review.
U = Indicates that the compound was analyzed for but not detected at the quantitation limit. The value associated with the qualifier shall be the method detection limit.
J = Estimated value due to sample response greater than calibration curve.

Analytical Laboratories of Florida: Laboratory Results

Site Project Name: LC34 Mobile Lab Services
Site Location: LC 34, KSC, Fl.
Client Name: GeoSyntec Consultants (Titusville office)
Client Contact: Jim Langenbach (321-269-5880)
Analysis Methodology: EPA 8021 (subset)

Client Project Number: FO.0552
Laboratory Project Name: GST072108
Laboratory Address: 535 Riverdale Drive
Merritt Island, Florida 32953
321-258-1355

Field Chemist: Dale A. Schamp
Signature: Dale A Schamp
(Draft Copy unless Signature present.)
Date: 8/8/8
NELAC Certification Number: E83934

Target Compounds	Concentration Levels in Parts per Billion (ug/L or ug/Kg)				
Field Laboratory Number:	GST072108-W108	GST072108-W108 Duplicate	GST072108-W109	GST072108-W110	GST072108-W111
Client Field Description:	LC34-DPT123-69.0-20080725	LC34-DPT123-69.0-20080725	LC34-DPT123-73.0-20080725	LC34-DPT123-79.0-20080725	LC34-DPT124-73.0-20080725
Matrix:	Water	Water	Water	Water	Water
Sample Size:	0.15 ml	0.15 ml	0.002 ml	0.005 ml	10 ml
Sample Collection Date /Received:	7/25/8 1434	7/25/8 1434	7/25/8 1455	7/25/8 1535	7/25/8 1227
Analysis Date:	7/25/2008	7/25/2008	7/25/2008	7/25/2008	7/25/2008
Vinyl chloride	67 U	67 U	5000 U	2000 U	1 U
1,1-Dichloroethene	67 U	67 U	5000 U	2000 U	1 U
trans-1,2-Dichloroethene	67 U	67 U	5000 U	2000 U	1 U
cis-1,2-Dichloroethene	67 U	67 U	5000 U	2000 U	1 U
Trichloroethene	1,400	1,400	147,000	33,600	1 U
Perchloroethene	67 U	67 U	5000 U	2000 U	1 U
Field Laboratory Number:	GST072108-W112	GST072108-W113	GST072108-W114	GST072108-W115	GST072108-W116
Client Field Description:	LC34-DPT125-18.0-20080725	LC34-DPT125-25.0-20080725	LC34-DPT125-38.0-20080725	LC34-DPT125-47.0-20080725	LC34-DPT125-64.0-20080725
Matrix:	Water	Water	Water	Water	Water
Sample Size:	10 ml	0.0004 ml	0.0001 ml	0.0003 ml	0.003 ml
Sample Collection Date /Received:	7/25/8 1421	7/25/8 1443	7/25/8 1509	7/25/8 1549	7/25/8 1630
Analysis Date:	7/25/2008	7/25/2008	7/25/2008	7/25/2008	7/25/2008
Vinyl chloride	49	25000 U	10000 U	33000 U	3300 U
1,1-Dichloroethene	1 U	25000 U	10000 U	33000 U	3300 U
trans-1,2-Dichloroethene	64	424,000	10000 U	33000 U	3300 U
cis-1,2-Dichloroethene	26	124,000	10000 U	52,300	18,500
Trichloroethene	2	529,000	6,350,000	4,000,000	63,800
Perchloroethene	1 U	25000 U	10000 U	33000 U	3300 U

All data is calculated on a wet weight basis.
All data results meet all requirements of the NELAC Standards unless test results contain qualifiers. If qualifiers are assigned, see below for qualifier description.
Note(s):

FDEP Data Qualifier Codes (Document Reference: FDEP QA-001/92) Section 10.0 Table 10.2 per field chemist's review.
U = Indicates that the compound was analyzed for but not detected at the quantitation limit. The value associated with the qualifier shall be the method detection limit.
J = Estimated value due to sample response greater than calibration curve.

Analytical Laboratories of Florida: Laboratory Results

Site Project Name: LC34 Mobile Lab Services
Site Location: LC 34, KSC, Fl.
Client Name: GeoSyntec Consultants (Titusville office)
Client Contact: Jim Langenbach (321-269-5880)
Analysis Methodology: EPA 8021 (subset)

Client Project Number: FO.0552
Laboratory Project Name: GST072108
Laboratory Address: 535 Riverdale Drive
Merritt Island, Florida 32953
321-258-1355

Field Chemist: Dale A Schamp
Signature: Dale A Schamp
(Draft Copy unless Signature present.)
Date: 8/8/8
NELAC Certification Number: E83934

Target Compounds	Concentration Levels in Parts per Billion (ug/L or ug/Kg)				
Field Laboratory Number:	GST072108-W117	GST072108-W118	N/A	N/A	N/A
Client Field Description:	LC34-DPT126-29.0-20080725	LC34-DPT126-43.0-20080725	N/A	N/A	N/A
Matrix:	Water	Water	N/A	N/A	N/A
Sample Size:	0.05 ml	2 ml	N/A	N/A	N/A
Sample Collection Date /Received:	7/25/8 1615	7/25/8 1625	N/A	N/A	N/A
Analysis Date:	7/25/2008	7/25/2008	N/A	N/A	N/A
Vinyl chloride	18,900	5 U	N/A	N/A	N/A
1,1-Dichloroethene	200 U	5 U	N/A	N/A	N/A
trans-1,2-Dichloroethene	740	5 U	N/A	N/A	N/A
cis-1,2-Dichloroethene	380	41	N/A	N/A	N/A
Trichloroethene	1,300	80	N/A	N/A	N/A
Perchloroethene	200 U	5 U	N/A	N/A	N/A
Field Laboratory Number:	N/A	N/A	N/A	N/A	N/A
Client Field Description:	N/A	N/A	N/A	N/A	N/A
Matrix:	N/A	N/A	N/A	N/A	N/A
Sample Size:	N/A	N/A	N/A	N/A	N/A
Sample Collection Date /Received:	N/A	N/A	N/A	N/A	N/A
Analysis Date:	N/A	N/A	N/A	N/A	N/A
Vinyl chloride	N/A	N/A	N/A	N/A	N/A
1,1-Dichloroethene	N/A	N/A	N/A	N/A	N/A
trans-1,2-Dichloroethene	N/A	N/A	N/A	N/A	N/A
cis-1,2-Dichloroethene	N/A	N/A	N/A	N/A	N/A
Trichloroethene	N/A	N/A	N/A	N/A	N/A
Perchloroethene	N/A	N/A	N/A	N/A	N/A

All data is calculated on a wet weight basis.
All data results meet all requirements of the NELAC Standards unless test results contain qualifiers. If qualifiers are assigned, see below for qualifier description.
Note(s):

FDEP Data Qualifier Codes (Document Reference: FDEP QA-001/92) Section 10.0 Table 10.2 per field chemist's review.
U = Indicates that the compound was analyzed for but not detected at the quantitation limit. The value associated with the qualifier shall be the method detection limit.
J = Estimated value due to sample response greater than calibration curve.

DPT SAMPLING
AUGUST 2008

LABORATORY DATA

Analytical Laboratories of Florida: Laboratory Results

Site Project Name: LC34 Mobile Lab Services
Site Location: LC 34, KSC, Fl.
Client Name: GeoSyntec Consultants (Titusville office)
Client Contact: Jim Langenbach (321-269-5880)
Analysis Methodology: EPA 8021 (subset)

Client Project Number: FO.0552
Laboratory Project Name: GST081908
Laboratory Address: 535 Riverdale Drive
Merritt Island, Florida 32953
321-258-1355

Field Chemist: Dale A. Schamp
Signature: Dale A Schamp
(Draft Copy unless Signature present.)
Date: 9/2/8
NELAC Certification Number: E83934

Target Compounds	Concentration Levels in Parts per Billion (ug/L or ug/Kg)				
Field Laboratory Number:	GST081908-W01	GST081908-W02	GST081908-W03	GST081908-W04	GST081908-W05
Client Field Description:	LC34-DPT127-18.0-20080815	LC34-DPT127-25.0-20080815	LC34-DPT128-18.0-20080815	LC34-DPT128-25.0-20080815	LC34-DPT129-18.0-20080815
Matrix:	Water	Water	Water	Water	Water
Sample Size:	0.003 ml	0.001 ml	0.010 ml	0.003 ml	0.005 ml
Sample Collection Date /Received:	8/15/8 1014	8/15/8 1030	8/15/8 1114	8/15/8 1128	8/15/8 1434
Analysis Date:	8/19/2008	8/19/2008	8/19/2008	8/19/2008	8/19/2008
Vinyl chloride	3300 U	10000 U	1000 U	1000 U	2000 U
1,1-Dichloroethene	3300 U	10000 U	1000 U	1000 U	2000 U
trans-1,2-Dichloroethene	6000	10000 U	1000 U	6500	3300
cis-1,2-Dichloroethene	113,000	214,000	23,200	191,000	70,300
Trichloroethene	200,000	359,000	7,200	29,200	29,500
Perchloroethene	3300 U	10000 U	1000 U	1000 U	2000 U
Field Laboratory Number:	GST081908-W06	GST081908-W07	GST081908-W08	GST081908-W09	GST081908-W10
Client Field Description:	LC34-DPT129-25.0-20080815	LC34-DPT130-18.0-20080815	LC34-DPT130-25.0-20080815	LC34-DPT131-18.0-20080815	LC34-DPT131-25.0-20080815
Matrix:	Water	Water	Water	Water	Water
Sample Size:	0.003 ml	0.005 ml	0.003 ml	0.005 ml	0.005 ml
Sample Collection Date /Received:	8/15/8 1458	8/15/8 1534	8/15/8 1548	8/15/8 1654	8/15/8 1708
Analysis Date:	8/19/2008	8/19/2008	8/19/2008	8/19/2008	8/19/2008
Vinyl chloride	3300 U	2000 U	3300 U	2000 U	16,900
1,1-Dichloroethene	3300 U	2000 U	3300 U	2000 U	2000 U
trans-1,2-Dichloroethene	5100	3700	6400	2300	5200
cis-1,2-Dichloroethene	230,000	88,800	232,000	41,900	141,600
Trichloroethene	226,000	55,600	198,000	16,200	7,700
Perchloroethene	3300 U	2000 U	3300 U	2000 U	2000 U

All data is calculated on a wet weight basis.
All data results meet all requirements of the NELAC Standards unless test results contain qualifiers. If qualifiers are assigned, see below for qualifier description.
Note(s):

FDEP Data Qualifier Codes (Document Reference: FDEP QA-001/92) Section 10.0 Table 10.2 per field chemist's review.
U = Indicates that the compound was analyzed for but not detected at the quantitation limit. The value associated with the qualifier shall be the method detection limit.
J = Estimated value due to sample response greater than calibration curve.

Analytical Laboratories of Florida: Laboratory Results

Site Project Name: LC34 Mobile Lab Services
Site Location: LC 34, KSC, Fl.
Client Name: GeoSyntec Consultants (Titusville office)
Client Contact: Jim Langenbach (321-269-5880)
Analysis Methodology: EPA 8021 (subset)

Client Project Number: FO.0552
Laboratory Project Name: GST081908
Laboratory Address: 535 Riverdale Drive
Merritt Island, Florida 32953
321-258-1355

Field Chemist: Dale A. Schamp
Signature: Dale A Schamp
(Draft Copy unless Signature present.)
Date: 9/2/8
NELAC Certification Number: E83934

Target Compounds	Concentration Levels in Parts per Billion (ug/L or ug/Kg)				
Field Laboratory Number:	GST081908-W11	GST081908-W12	GST081908-W13	GST081908-W14	GST081908-W15
Client Field Description:	LC34-DPT132-18.0-20080815	LC34-DPT132-25.0-20080815	LC34-DPT133-18.0-20080818	LC34-DPT133-25.0-20080818	LC34-DPT133-64.0-20080818
Matrix:	Water	Water	Water	Water	Water
Sample Size:	0.003 ml	0.005 ml	0.005 ml	0.005 ml	5 ml
Sample Collection Date /Received:	8/15/8 1734	8/15/8 1752	8/18/8 0826	8/18/8 0840	8/18/8 0858
Analysis Date:	8/19/2008	8/19/2008	8/19/2008	8/19/2008	8/19/2008
Vinyl chloride	3300 U	25,900	3,200	2,700	2 U
1,1-Dichloroethene	3300 U	2000 U	2000 U	2000 U	2 U
trans-1,2-Dichloroethene	3500	5000	3800	2800	2 U
cis-1,2-Dichloroethene	72,200	99,800	85,200	144,000	28
Trichloroethene	23,400	4,700	33,800	263,000	45
Perchloroethene	3300 U	2000 U	2000 U	2000 U	2 U
Field Laboratory Number:	GST081908-W15 Duplicate	GST081908-W16	GST081908-W16 Spike	GST081908-W17	GST081908-W18
Client Field Description:	LC34-DPT133-64.0-20080818	LC34-DPT133-69.0-20080818	LC34-DPT133-69.0-20080818	LC34-DPT133-73.0-20080818	LC34-DPT133-78.0-20080819
Matrix:	Water	Water	Water & 10 ppb	Water	Water
Sample Size:	5 ml	10 ml	10 ml	10 ml	0.15 ml
Sample Collection Date /Received:	8/18/8 0858	8/18/8 0928	8/18/8 0928	8/18/8 1036	8/18/8 1108
Analysis Date:	8/19/2008	8/19/2008	8/19/2008	8/19/2008	8/20/2008
Vinyl chloride	2 U	1 U	12 (124.6 % Rec.)	1 U	67 U
1,1-Dichloroethene	2 U	1 U	9.3 (92.9 % Rec.)	1 U	67 U
trans-1,2-Dichloroethene	2 U	1 U	9.4 (93.5 % Rec.)	1 U	67 U
cis-1,2-Dichloroethene	23	9	18 (93.2 % Rec.)	9	2,100
Trichloroethene	39	8	17 (94.3 % Rec.)	8	850
Perchloroethene	2 U	1 U	9.5 (95.1 % Rec.)	1 U	67 U

All data is calculated on a wet weight basis.
All data results meet all requirements of the NELAC Standards unless test results contain qualifiers. If qualifiers are assigned, see below for qualifier description.
Note(s):

FDEP Data Qualifier Codes (Document Reference: FDEP QA-001/92) Section 10.0 Table 10.2 per field chemist's review.
U = Indicates that the compound was analyzed for but not detected at the quantitation limit. The value associated with the qualifier shall be the method detection limit.
J = Estimated value due to sample response greater than calibration curve.

Analytical Laboratories of Florida: Laboratory Results

Site Project Name: LC34 Mobile Lab Services
Site Location: LC 34, KSC, Fl.
Client Name: GeoSyntec Consultants (Titusville office)
Client Contact: Jim Langenbach (321-269-5880)
Analysis Methodology: EPA 8021 (subset)

Client Project Number: FO.0552
Laboratory Project Name: GST081908
Laboratory Address: 535 Riverdale Drive
Merritt Island, Florida 32953
321-258-1355

Field Chemist: Dale A. Schamp
Signature: Dale A Schamp
(Draft Copy unless Signature present.)
Date: 9/2/8
NELAC Certification Number: E83934

Target Compounds	Concentration Levels in Parts per Billion (ug/L or ug/Kg)				
Field Laboratory Number:	GST081908-W19	GST081908-W20	GST081908-W21	GST081908-W22	GST081908-W22 Spike
Client Field Description:	LC34-DPT134-18.0-20080818	LC34-DPT134-25.0-20080818	LC34-DPT134-64.0-20080818	LC34-DPT134-69.0-20080818	LC34-DPT134-69.0-20080818
Matrix:	Water	Water	Water	Water	Water
Sample Size:	0.01 ml	0.002 ml	5 ml	10 ml	10 ml & 10 ppb
Sample Collection Date /Received:	8/18/8 1246	8/18/8 1300	8/18/8 1350	8/18/8 1424	8/18/8 1424
Analysis Date:	8/20/2008	8/20/2008	8/20/2008	8/20/2008	8/20/2008
Vinyl chloride	1,100	5000 U	2 U	1 U	9.4 (93.7 % Rec.)
1,1-Dichloroethene	1000 U	5000 U	2 U	1 U	8.6 (85.6 % Rec.)
trans-1,2-Dichloroethene	2500	5000 U	2 U	1 U	7.7 (77.1 % Rec.)
cis-1,2-Dichloroethene	44,900	98,400	29	7	15 (82.9 % Rec.)
Trichloroethene	21,100	108,000	21	17	28 (101.9 % Rec.)
Perchloroethene	1000 U	5000 U	2 U	1 U	9.9 (98.7 % Rec.)
Field Laboratory Number:	GST081908-W23	GST081908-W23 Duplicate	GST081908-W24	GST081908-W25	GST081908-W26
Client Field Description:	LC34-DPT134-73.0-20080818	LC34-DPT134-73.0-20080818	LC34-DPT135-23.0-20080818	LC34-DPT135-43.0-20080818	LC34-DPT136-18.0-20080818
Matrix:	Water	Water	Water	Water	Water
Sample Size:	0.25 ml	0.25 ml	0.003 ml	0.025 ml	0.005 ml
Sample Collection Date /Received:	8/18/8 1452	8/18/8 1452	8/18/8 1648	8/18/8 1704	8/18/8 1752
Analysis Date:	8/20/2008	8/20/2008	8/20/2008	8/20/2008	8/22/2008
Vinyl chloride	52	66	7,400	400 U	18,100
1,1-Dichloroethene	40 U	40 U	3300 U	400 U	2000 U
trans-1,2-Dichloroethene	40 U	40 U	3300 U	400 U	2000 U
cis-1,2-Dichloroethene	1,600	1,400	70,100	2,600	47,100
Trichloroethene	480	700	18,400	6,100	8,200
Perchloroethene	40 U	40 U	3300 U	400 U	2000 U

All data is calculated on a wet weight basis.
All data results meet all requirements of the NELAC Standards unless test results contain qualifiers. If qualifiers are assigned, see below for qualifier description.
Note(s):

FDEP Data Qualifier Codes (Document Reference: FDEP QA-001/92) Section 10.0 Table 10.2 per field chemist's review.
U = Indicates that the compound was analyzed for but not detected at the quantitation limit. The value associated with the qualifier shall be the method detection limit.
J = Estimated value due to sample response greater than calibration curve.

Analytical Laboratories of Florida: Laboratory Results

Site Project Name: LC34 Mobile Lab Services
Site Location: LC 34, KSC, Fl.
Client Name: GeoSyntec Consultants (Titusville office)
Client Contact: Jim Langenbach (321-269-5880)
Analysis Methodology: EPA 8021 (subset)

Client Project Number: FO.0552
Laboratory Project Name: GST081908
Laboratory Address: 535 Riverdale Drive
Merritt Island, Florida 32953
321-258-1355

Field Chemist: Dale A. Schamp
Signature: Dale A Schamp
(Draft Copy unless Signature present.)
Date: 9/2/8
NELAC Certification Number: E83934

Target Compounds	Concentration Levels in Parts per Billion (ug/L or ug/Kg)				
Field Laboratory Number:	GST081908-W26 Spike	GST081908-W27	GST081908-W27 Duplicate	GST081908-W28	GST081908-W29
Client Field Description:	LC34-DPT136-18.0-20080818	LC34-DPT136-25.0-20080818	LC34-DPT136-25.0-20080818	LC34-DPT137-18.0-20080827	LC34-DPT137-25.0-20080827
Matrix:	Water & 20000 ppb	Water	Water	Water	Water
Sample Size:	0.005 ml	0.01 ml	0.01 ml	0.05 ml	0.001 ml
Sample Collection Date /Received:	8/18/8 1752	8/18/8 1804	8/18/8 1804	8/27/8 0922	8/27/8 0945
Analysis Date:	8/22/2008	8/22/2008	8/22/2008	8/28/2008	8/28/2008
Vinyl chloride	35400 (86.2 % Rec.)	21,200	19,200	3,100	10000 U
1,1-Dichloroethene	17500 (87.5 % Rec.)	1000 U	1000 U	200 U	10000 U
trans-1,2-Dichloroethene	16400 (81.9 % Rec.)	1000 U	1000 U	390	10000 U
cis-1,2-Dichloroethene	64600 (87.8 % Rec.)	62,900	54,200	11,300	64,900
Trichloroethene	23600 (77.6 % Rec.)	3,100	1,500	4,700	1,010,000
Perchloroethene	21700 (108.5 % Rec.)	1000 U	1000 U	200 U	10000 U
Field Laboratory Number:	GST081908-W29 Duplicate	GST081908-W30	GST081908-W31	GST081908-W32	GST081908-W33
Client Field Description:	LC34-DPT137-25.0-20080827	LC34-DPT137-64.0-20080827	LC34-DPT137-69.0-20080827	LC34-DPT137-73.0-20080827	LC34-DPT137-78.0-20080827
Matrix:	Water	Water	Water	Water	Water
Sample Size:	0.001 ml	0.005 ml	0.001 ml	0.002 ml	0.005 ml
Sample Collection Date /Received:	8/27/8 0945	8/27/8 1120	8/27/8 1220	8/27/8 1410	8/27/8 1456
Analysis Date:	8/28/2008	8/28/2008	8/28/2008	8/28/2008	8/28/2008
Vinyl chloride	10000 U	2000 U	10000 U	5000 U	2000 U
1,1-Dichloroethene	10000 U	2000 U	10000 U	5000 U	2000 U
trans-1,2-Dichloroethene	10000 U	2000 U	10000 U	5000 U	2000 U
cis-1,2-Dichloroethene	56,000	2000 U	10,600	29,500	6,900
Trichloroethene	908,000	60,100	404,000	577,000	115,000
Perchloroethene	10000 U	2000 U	10000 U	5000 U	2000 U

All data is calculated on a wet weight basis.
All data results meet all requirements of the NELAC Standards unless test results contain qualifiers. If qualifiers are assigned, see below for qualifier description.
Note(s):

FDEP Data Qualifier Codes (Document Reference: FDEP QA-001/92) Section 10.0 Table 10.2 per field chemist's review.
U = Indicates that the compound was analyzed for but not detected at the quantitation limit. The value associated with the qualifier shall be the method detection limit.
J = Estimated value due to sample response greater than calibration curve.

Analytical Laboratories of Florida: Laboratory Results

Site Project Name: LC34 Mobile Lab Services
Site Location: LC 34, KSC, Fl.
Client Name: GeoSyntec Consultants (Titusville office)
Client Contact: Jim Langenbach (321-269-5880)
Analysis Methodology: EPA 8021 (subset)

Client Project Number: FO.0552
Laboratory Project Name: GST081908
Laboratory Address: 535 Riverdale Drive
Merritt Island, Florida 32953
321-258-1355

Field Chemist: Dale A. Schamp
Signature: Dale A Schamp
(Draft Copy unless Signature present.)
Date: 9/2/8
NELAC Certification Number: E83934

Target Compounds	Concentration Levels in Parts per Billion (ug/L or ug/Kg)				
Field Laboratory Number:	GST081908-W34	GST081908-W35	GST081908-W36	GST081908-W37	GST081908-W38
Client Field Description:	LC34-DPT138-18.0-20080827	LC34-DPT138-25.0-20080827	LC34-DPT138-73.0-20080827	LC34-DPT138-78.0-20080827	LC34-DPT139-18.0-20080828
Matrix:	Water	Water	Water	Water	Water
Sample Size:	0.01 ml	0.005 ml	0.025 ml	0.025 ml	0.05 ml
Sample Collection Date /Received:	8/27/8 1807	8/27/8 1827	8/27/8 1915	8/27/8 02002	8/28/8 0712
Analysis Date:	8/28/2008	8/28/2008	8/28/2008	8/28/2008	8/28/2008
Vinyl chloride	1000 U	3,200	400 U	400 U	200 U
1,1-Dichloroethene	1000 U	2000 U	400 U	400 U	200 U
trans-1,2-Dichloroethene	1700	4000	740	400 U	520
cis-1,2-Dichloroethene	19,800	47,800	9,300	4,900	4,300
Trichloroethene	31,000	26,000	4,600	1,300	4,300
Perchloroethene	1000 U	2000 U	400 U	400 U	200 U
Field Laboratory Number:	GST081908-W39	GST081908-W40	GST081908-W40 Spike	GST081908-W41	GST081908-W42
Client Field Description:	LC34-DPT139-25.0-20080828	LC34-DPT139-73.0-20080828	LC34-DPT139-73.0-20080828	LC34-DPT139-78.0-20080828	LC34-DPT140-18.0-20080828
Matrix:	Water	Water	Water & 100 ppb	Water	Water
Sample Size:	0.01 ml	1 ml	1 ml	0.25 ml	0.15 ml
Sample Collection Date /Received:	8/28/8 0742	8/28/8 0905	8/28/8 0905	8/28/8 0946	8/28/8 1127
Analysis Date:	8/28/2008	8/28/2008	8/28/2008	8/28/2008	8/28/2008
Vinyl chloride	1,200	10 U	91 (91.4 % Rec.)	40 U	67 U
1,1-Dichloroethene	1000 U	10 U	110 (105.9 % Rec.)	40 U	67 U
trans-1,2-Dichloroethene	2900	10	125 (114.6 % Rec.)	40 U	67 U
cis-1,2-Dichloroethene	36,600	170	280 (104.1 % Rec.)	290	840
Trichloroethene	58,400	220	328 (107.4 % Rec.)	130	67 U
Perchloroethene	1000 U	10 U	115 (115.4 % Rec.)	40 U	67 U

All data is calculated on a wet weight basis.
All data results meet all requirements of the NELAC Standards unless test results contain qualifiers. If qualifiers are assigned, see below for qualifier description.
Note(s):

FDEP Data Qualifier Codes (Document Reference: FDEP QA-001/92) Section 10.0 Table 10.2 per field chemist's review.
U = Indicates that the compound was analyzed for but not detected at the quantitation limit. The value associated with the qualifier shall be the method detection limit.
J = Estimated value due to sample response greater than calibration curve.

Analytical Laboratories of Florida: Laboratory Results

Site Project Name: LC34 Mobile Lab Services
Site Location: LC 34, KSC, Fl.
Client Name: GeoSyntec Consultants (Titusville office)
Client Contact: Jim Langenbach (321-269-5880)
Analysis Methodology: EPA 8021 (subset)

Client Project Number: FO.0552
Laboratory Project Name: GST081908
Laboratory Address: 535 Riverdale Drive
Merritt Island, Florida 32953
321-258-1355

Field Chemist: Dale A. Schamp
Signature: Dale A Schamp
(Draft Copy unless Signature present.)
Date: 9/2/8
NELAC Certification Number: E83934

Target Compounds	Concentration Levels in Parts per Billion (ug/L or ug/Kg)				
Field Laboratory Number:	GST081908-W43	GST081908-W44	GST081908-W45	GST081908-W46	GST081908-W47
Client Field Description:	LC34-DPT140-25.0-20080828	LC34-DPT140-64.0-20080828	LC34-DPT140-69.0-20080828	LC34-DPT140-73.0-20080828	LC34-DPT140-78.0-20080828
Matrix:	Water	Water	Water	Water	Water
Sample Size:	0.05 ml	0.1 ml	0.025 ml	0.01 ml	0.25 ml
Sample Collection Date /Received:	8/28/8 1148	8/28/8 1227	8/28/8 1326	8/28/8 1446	8/28/8 1535
Analysis Date:	8/28/2008	8/28/2008	8/28/2008	8/28/2008	8/28/2008
Vinyl chloride	6,900	100 U	400 U	1000 U	50
1,1-Dichloroethene	200 U	100 U	400 U	1000 U	40 U
trans-1,2-Dichloroethene	200 U	100 U	400 U	1000 U	40 U
cis-1,2-Dichloroethene	4,000	430	160	4,800	510
Trichloroethene	1,000	2,700	9,600	31,500	440
Perchloroethene	200 U	100 U	400 U	1000 U	40 U
Field Laboratory Number:	GST081908-W48	GST081908-W49	GST081908-W49 Duplicate	GST081908-W50	GST081908-W51
Client Field Description:	LC34-DPT141-18.0-20080828	LC34-DPT141-25.0-20080828	LC34-DPT141-25.0-20080828	LC34-DPT141-64.0-20080829	LC34-DPT141-69.0-20080829
Matrix:	Water	Water	Water	Water	Water
Sample Size:	0.01 ml	0.01 ml	0.01 ml	0.005 ml	0.005 ml
Sample Collection Date /Received:	8/28/2008	8/28/8 1842	8/28/8 1842	8/29/8 0740	8/29/8 0820
Analysis Date:	8/28/2008	8/28/2008	8/28/2008	8/29/2008	8/29/2008
Vinyl chloride	1000 U	7,400	8,000	2000 U	2000 U
1,1-Dichloroethene	1000 U	1000 U	1000 U	2000 U	2000 U
trans-1,2-Dichloroethene	1800	1000 U	1000 U	2000 U	2000 U
cis-1,2-Dichloroethene	36,900	15,600	13,900	8,800	12,000
Trichloroethene	50,000	6,200	4,500	165,000	194,000
Perchloroethene	1000 U	1000 U	1000 U	2000 U	2000 U

All data is calculated on a wet weight basis.
All data results meet all requirements of the NELAC Standards unless test results contain qualifiers. If qualifiers are assigned, see below for qualifier description.
Note(s):

FDEP Data Qualifier Codes (Document Reference: FDEP QA-001/92) Section 10.0 Table 10.2 per field chemist's review.
U = Indicates that the compound was analyzed for but not detected at the quantitation limit. The value associated with the qualifier shall be the method detection limit.
J = Estimated value due to sample response greater than calibration curve.

Analytical Laboratories of Florida: Laboratory Results

Site Project Name: LC34 Mobile Lab Services
Site Location: LC 34, KSC, Fl.
Client Name: GeoSyntec Consultants (Titusville office)
Client Contact: Jim Langenbach (321-269-5880)
Analysis Methodology: EPA 8021 (subset)

Client Project Number: FO.0552
Laboratory Project Name: GST081908
Laboratory Address: 535 Riverdale Drive
Merritt Island, Florida 32953
321-258-1355

Field Chemist: Dale A. Schamp
Signature: Dale A Schamp
(Draft Copy unless Signature present.)
Date: 9/2/8
NELAC Certification Number: E83934

Target Compounds	Concentration Levels in Parts per Billion (ug/L or ug/Kg)				
Field Laboratory Number:	GST081908-W51 Duplicate	GST081908-W52	GST081908-W53	GST081908-W54	GST081908-W55
Client Field Description:	LC34-DPT141-69.0-20080829	LC34-DPT141-73.0-20080829	LC34-DPT141-78.0-20080829	LC34-DPT142-18.0-20080829	LC34-DPT142-25.0-20080829
Matrix:	Water	Water	Water	Water	Water
Sample Size:	0.005 ml	0.002 ml	0.005 ml	0.015 ml	0.002 ml
Sample Collection Date /Received:	8/29/8 0820	8/29/8 0912	8/29/8 1005	8/29/8 1053	8/29/8 1112
Analysis Date:	8/29/2008	8/29/2008	8/29/2008	8/29/2008	8/29/2008
Vinyl chloride	2000 U	5000 U	2000 U	670 U	5000 U
1,1-Dichloroethene	2000 U	5000 U	2000 U	670 U	5000 U
trans-1,2-Dichloroethene	2000 U	5000 U	2000 U	670 U	5000 U
cis-1,2-Dichloroethene	12,000	13,400	6,300	6,500	27,100
Trichloroethene	176,000	174,000	41,300	11,800	261,000
Perchloroethene	2000 U	5000 U	2000 U	670 U	5000 U
Field Laboratory Number:	GST081908-W56	GST081908-W57	GST081908-W58	GST081908-W58 Spike	GST081908-W59
Client Field Description:	LC34-DPT142-64.0-20080829	LC34-DPT142-69.0-20080829	LC34-DPT142-73.0-20080829	LC34-DPT142-73.0-20080829	LC34-DPT142-78.0-20080829
Matrix:	Water	Water	Water	Water & 100000 ppb	Water
Sample Size:	0.002 ml	0.02 ml	0.001 ml	0.001 ml	0.005 ml
Sample Collection Date /Received:	8/29/8 1155	8/29/8 1235	8/29/8 1351	8/29/8 1351	8/29/8 1452
Analysis Date:	8/29/2008	8/29/2008	8/29/2008	8/29/2008	8/29/2008
Vinyl chloride	5000 U	5000 U	10000 U	88000 (87.9 % Rec.)	2000 U
1,1-Dichloroethene	5000 U	5000 U	10000 U	111,000 (110.6 % Rec.)	2000 U
trans-1,2-Dichloroethene	5000 U	5000U	10000 U	113,000 (113.4 % Rec.)	2000 U
cis-1,2-Dichloroethene	11,000	18,700	13,700	113,000 (99.6 % Rec.)	5,000
Trichloroethene	113,000	199,000	369,000	470,000 (101.1 % Rec.)	72,400
Perchloroethene	5000 U	5000 U	10000 U	123,000 (122.8 % Rec.)	2000 U

All data is calculated on a wet weight basis.
All data results meet all requirements of the NELAC Standards unless test results contain qualifiers. If qualifiers are assigned, see below for qualifier description.
Note(s):

FDEP Data Qualifier Codes (Document Reference: FDEP QA-001/92) Section 10.0 Table 10.2 per field chemist's review.
U = Indicates that the compound was analyzed for but not detected at the quantitation limit. The value associated with the qualifier shall be the method detection limit.
J = Estimated value due to sample response greater than calibration curve.

Analytical Laboratories of Florida: Laboratory Results

Field Chemist: Dale A. Schamp
Signature: Dale A. Schamp
(Draft Copy unless Signature present.)
Date: 9/2/8
NELAC Certification Number: E83934

Site Project Name: LC34 Mobile Lab Services
Site Location: LC 34, KSC, Fl.
Client Name: GeoSyntec Consultants (Titusville office)
Client Contact: Jim Langenbach (321-269-5880)
Analysis Methodology: EPA 8021 (subset)

Client Project Number: FO.0552
Laboratory Project Name: GST081908
Laboratory Address: 535 Riverdale Drive
Merritt Island, Florida 32953
321-258-1355

Target Compounds	Concentration Levels in Parts per Billion (ug/L or ug/Kg)				
Field Laboratory Number:	GST081908-W60	N/A	N/A	N/A	N/A
Client Field Description:	LC34-DPT143-73.0-20080829	N/A	N/A	N/A	N/A
Matrix:	Water	N/A	N/A	N/A	N/A
Sample Size:	0.5 ml	N/A	N/A	N/A	N/A
Sample Collection Date /Received:	8/29/8 1815	N/A	N/A	N/A	N/A
Analysis Date:	8/29/2008	N/A	N/A	N/A	N/A
Vinyl chloride	20 U	N/A	N/A	N/A	N/A
1,1-Dichloroethene	20 U	N/A	N/A	N/A	N/A
trans-1,2-Dichloroethene	20 U	N/A	N/A	N/A	N/A
cis-1,2-Dichloroethene	38	N/A	N/A	N/A	N/A
Trichloroethene	99	N/A	N/A	N/A	N/A
Perchloroethene	20 U	N/A	N/A	N/A	N/A
Field Laboratory Number:	N/A	N/A	N/A	N/A	N/A
Client Field Description:	N/A	N/A	N/A	N/A	N/A
Matrix:	N/A	N/A	N/A	N/A	N/A
Sample Size:	N/A	N/A	N/A	N/A	N/A
Sample Collection Date /Received:	N/A	N/A	N/A	N/A	N/A
Analysis Date:	N/A	N/A	N/A	N/A	N/A
Vinyl chloride	N/A	N/A	N/A	N/A	N/A
1,1-Dichloroethene	N/A	N/A	N/A	N/A	N/A
trans-1,2-Dichloroethene	N/A	N/A	N/A	N/A	N/A
cis-1,2-Dichloroethene	N/A	N/A	N/A	N/A	N/A
Trichloroethene	N/A	N/A	N/A	N/A	N/A
Perchloroethene	N/A	N/A	N/A	N/A	N/A

All data is calculated on a wet weight basis.
All data results meet all requirements of the NELAC Standards unless test results contain qualifiers. If qualifiers are assigned, see below for qualifier description.
Note(s):

FDEP Data Qualifier Codes (Document Reference: FDEP QA-001/92) Section 10.0 Table 10.2 per field chemist's review.
U = Indicates that the compound was analyzed for but not detected at the quantitation limit. The value associated with the qualifier shall be the method detection limit.
J = Estimated value due to sample response greater than calibration curve.

DPT SAMPLING
OCTOBER 2008

LABORATORY DATA

Analytical Laboratories of Florida: Laboratory Results

Site Project Name: LC34 Mobile Lab Services
Site Location: LC 34, KSC, Fl.
Client Name: GeoSyntec Consultants (Titusville office)
Client Contact: Jim Langenbach (321-269-5880)
Analysis Methodology: EPA 8021 (subset)

Client Project Number: 507875
Laboratory Project Name: GST081908
Laboratory Address: 535 Riverdale Drive
Merritt Island, Florida 32953
321-258-1355

Field Chemist: Dale A. Schamp
Signature: Dale A Schamp
(Draft Copy unless Signature present.)
Date: 10/24/8
NELAC Certification Number: E83934

Target Compounds	Concentration Levels in Parts per Billion (ug/L or ug/Kg)				
Field Laboratory Number:	GST101708-W01	GST101708-W02	GST101708-W03	GST101708-W03 Duplicate	GST101708-W04
Client Field Description:	LC34-DPT144-18.0-20081017	LC34-DPT144-25.0-20081017	LC34-DPT144-64.0-20081017	LC34-DPT144-64.0-20081017	LC34-DPT144-69.0-20081017
Matrix:	Water	Water	Water	Water	Water
Sample Size:	0.003 ml	0.003 ml	0.25 ml	2 ml	0.15 ml
Sample Collection Date /Received:	10/17/8 0815	10/17/8 0830	10/17/8 0855	10/17/8 0855	10/17/8 0926
Analysis Date:	10/17/2008	10/17/2008	10/17/2008	10/17/2008	10/17/2008
Vinyl chloride	3300 U	15,900	89	64	67 U
1,1-Dichloroethene	3300 U	3300 U	40 U	5 U	67 U
trans-1,2-Dichloroethene	4800	11600	40 U	12	67 U
cis-1,2-Dichloroethene	75,700	111,000	180	170	380
Trichloroethene	6,800	3300 U	40 U	8	67 U
Perchloroethene	3300 U	3300 U	40 U	5 U	67 U
Field Laboratory Number:	GST101708-W05	GST101708-W06	GST101708-W07	GST101708-W08	GST101708-W09
Client Field Description:	LC34-DPT144-73.0-20081017	LC34-DPT144-78.0-20081017	LC34-DPT145-18.0-20081017	LC34-DPT145-25.0-20081017	LC34-DPT145-64.0-20081017
Matrix:	Water	Water	Water	Water	Water
Sample Size:	2 ml	2 ml	0.025 ml	0.01 ml	0.5 ml
Sample Collection Date /Received:	10/17/8 0956	10/17/8 1052	10/17/8 1345	10/17/8 1345	10/17/8 1332
Analysis Date:	10/17/2008	10/17/2008	10/17/2008	10/17/2008	10/17/2008
Vinyl chloride	11	19	2,300	16,500	53
1,1-Dichloroethene	5 U	5 U	400 U	1000 U	20 U
trans-1,2-Dichloroethene	6	10	1200	1000 U	20 U
cis-1,2-Dichloroethene	120	310	32,400	46,400	550
Trichloroethene	10	9	400 U	1000 U	20 U
Perchloroethene	5 U	5 U	400 U	1000 U	20 U

All data is calculated on a wet weight basis.
All data results meet all requirements of the NELAC Standards unless test results contain qualifiers. If qualifiers are assigned, see below for qualifier description.
Note(s):

FDEP Data Qualifier Codes (Document Reference: FDEP QA-001/92) Section 10.0 Table 10.2 per field chemist's review.
U = Indicates that the compound was analyzed for but not detected at the quantitation limit. The value associated with the qualifier shall be the method detection limit.
J = Estimated value due to sample response greater than calibration curve.

Analytical Laboratories of Florida: Laboratory Results

Site Project Name: LC34 Mobile Lab Services
Site Location: LC 34, KSC, Fl.
Client Name: GeoSyntec Consultants (Titusville office)
Client Contact: Jim Langenbach (321-269-5880)
Analysis Methodology: EPA 8021 (subset)

Client Purchase Order Number:507875
Laboratory Project Name: GST081908
Laboratory Address: 535 Riverdale Drive
Merritt Island, Florida 32953
321-258-1355

Field Chemist: Dale A. Schamp
Signature: Dale A Schamp
(Draft Copy unless Signature present.)
Date: 10/24/8
NELAC Certification Number: E83934

Target Compounds	Concentration Levels in Parts per Billion (ug/L or ug/Kg)				
Field Laboratory Number:	GST101708-W10	GST101708-W11	GST101708-W11 Spike	GST101708-W12	GST101708-W13
Client Field Description:	LC34-DPT145-69.0-20081017	LC34-DPT145-73.0-20081017	LC34-DPT145-73.0-20081017	LC34-DPT145-78.0-20081017	LC34-DPT146-10.0-20081020
Matrix:	Water	Water	Water & 50 ppb	Water	Water
Sample Size:	2 ml	2 ml	2 ml	2 ml	2 ml
Sample Collection Date /Received:	10/17/8 1400	10/17/8 1445	10/17/8 1445	10/17/8 1518	10/20/8 0830
Analysis Date:	10/17/2008	10/17/2008	10/17/2008	10/17/2008	10/20/2008
Vinyl chloride	11	15	68 (104.6 % Rec.)	260	10
1,1-Dichloroethene	5 U	5 U	44 (87.7 % Rec.)	5 U	5 U
trans-1,2-Dichloroethene	5 U	5 U	17 (86.2 % Rec.)	27	16
cis-1,2-Dichloroethene	79	120	161 (83.6 % Rec.)	520	440
Trichloroethene	5 U	5 U	46 (92.7 % Rec.)	19	140
Perchloroethene	5 U	5 U	18 (87.9 % Rec.)	5 U	5 U
Field Laboratory Number:	GST101708-W14	GST101708-W14 Duplicate	GST101708-W15	GST101708-W16	GST101708-W17
Client Field Description:	LC34-DPT146-18.0-20081020	LC34-DPT146-18.0-20081020	LC34-DPT146-25.0-20081020	LC34-DPT146-43.0-20081020	LC34-DPT147-10.0-20081020
Matrix:	Water	Water	Water	Water	Water
Sample Size:	2 ml	2 ml	0.005 ml	5 ml	3 ml
Sample Collection Date /Received:	10/20/8 0853	10/20/8 0853	10/20/8 0910	10/20/8 0952	10/20/8 1040
Analysis Date:	10/20/2008	10/20/2008	10/20/2008	10/20/2008	10/20/2008
Vinyl chloride	39	42	2000 U	7	12
1,1-Dichloroethene	5 U	5 U	2000 U	2 U	3 U
trans-1,2-Dichloroethene	13	14	3100	3	18
cis-1,2-Dichloroethene	230	230	72,000	95	470
Trichloroethene	8	5 U	22,000	21	29
Perchloroethene	5 U	5 U	2000 U	2 U	3 U

All data is calculated on a wet weight basis.
All data results meet all requirements of the NELAC Standards unless test results contain qualifiers. If qualifiers are assigned, see below for qualifier description.
Note(s):

FDEP Data Qualifier Codes (Document Reference: FDEP QA-001/92) Section 10.0 Table 10.2 per field chemist's review.
U = Indicates that the compound was analyzed for but not detected at the quantitation limit. The value associated with the qualifier shall be the method detection limit.
J = Estimated value due to sample response greater than calibration curve.

Analytical Laboratories of Florida: Laboratory Results

Site Project Name: LC34 Mobile Lab Services
Site Location: LC 34, KSC, Fl.
Client Name: GeoSyntec Consultants (Titusville office)
Client Contact: Jim Langenbach (321-269-5880)
Analysis Methodology: EPA 8021 (subset)

Client Purchase Order Number:507875
Laboratory Project Name: GST081908
Laboratory Address: 535 Riverdale Drive
Merritt Island, Florida 32953
321-258-1355

Field Chemist: Dale A. Schamp
Signature: Dale A Schamp
(Draft Copy unless Signature present.)
Date: 10/24/8
NELAC Certification Number: E83934

Target Compounds	Concentration Levels in Parts per Billion (ug/L or ug/Kg)				
Field Laboratory Number:	GST101708-W18	GST101708-W19	GST101708-W20	GST101708-W21	GST101708-W22
Client Field Description:	LC34-DPT147-18.0-20081020	LC34-DPT147-25.0-20081020	LC34-DPT147-43.0-20081020	LC34-DPT143-18.0-20081020	LC34-DPT143-25.0-20081020
Matrix:	Water	Water	Water	Water	Water
Sample Size:	10 ml	0.01 ml	0.5 ml	0.003 ml	0.01 ml
Sample Collection Date /Received:	10/20/8 1055	10/20/8 1112	10/20/8 1135	10/20/8 1320	10/20/8 1337
Analysis Date:	10/20/2008	10/20/2008	10/20/2008	10/20/2008	10/20/2008
Vinyl chloride	1 U	1000 U	20 U	3300 U	13,100
1,1-Dichloroethene	1 U	1000 U	20 U	3300 U	1000 U
trans-1,2-Dichloroethene	1	3900	20 U	5500	5400
cis-1,2-Dichloroethene	18	88,400	870	105,400	108,000
Trichloroethene	3	44,500	29	10,200	1,400
Perchloroethene	1 U	1000 U	20 U	3300 U	1000 U
Field Laboratory Number:	GST101708-W23	GST101708-W24	GST101708-W25	GST101708-W26	GST101708-W27
Client Field Description:	LC34-DPT143-64.0-20081020	LC34-DPT143-69.0-20081020	LC34-DPT143-78.0-20081020	LC34-DPT148-18.0-20081020	LC34-DPT148-25.0-20081020
Matrix:	Water	Water	Water	Water	Water
Sample Size:	1 ml	3 ml	1 ml	0.003 ml	0.003 ml
Sample Collection Date /Received:	10/20/8 1402	10/20/8 1428	10/20/8 1500	10/20/8 1622	10/20/8 1637
Analysis Date:	10/20/2008	10/20/2008	10/20/2008	10/20/2008	10/20/2008
Vinyl chloride	10 U	3 U	45	5,400	24,500
1,1-Dichloroethene	10 U	3 U	10 U	3300 U	3300 U
trans-1,2-Dichloroethene	10 U	3 U	39	6900	6400
cis-1,2-Dichloroethene	200	35	1,200	10,300	177,000
Trichloroethene	24	6	69	3300 U	3300 U
Perchloroethene	10 U	3 U	10 U	3300 U	3300 U

All data is calculated on a wet weight basis.
All data results meet all requirements of the NELAC Standards unless test results contain qualifiers. If qualifiers are assigned, see below for qualifier description.
Note(s):

FDEP Data Qualifier Codes (Document Reference: FDEP QA-001/92) Section 10.0 Table 10.2 per field chemist's review.
U = Indicates that the compound was analyzed for but not detected at the quantitation limit. The value associated with the qualifier shall be the method detection limit.
J = Estimated value due to sample response greater than calibration curve.

Analytical Laboratories of Florida: Laboratory Results

Site Project Name: LC34 Mobile Lab Services
Site Location: LC 34, KSC, Fl.
Client Name: GeoSyntec Consultants (Titusville office)
Client Contact: Jim Langenbach (321-269-5880)
Analysis Methodology: EPA 8021 (subset)

Client Purchase Order Number:507875
Laboratory Project Name: GST081908
Laboratory Address: 535 Riverdale Drive
Merritt Island, Florida 32953
321-258-1355

Field Chemist: Dale A. Schamp
Signature: Dale A Schamp
(Draft Copy unless Signature present.)
Date: 10/24/8
NELAC Certification Number: E83934

Target Compounds	Concentration Levels in Parts per Billion (ug/L or ug/Kg)				
Field Laboratory Number:	GST101708-W28	GST101708-W28 Spike	GST101708-W29	GST101708-W30	GST101708-W31
Client Field Description:	LC34-DPT149-18.0-20081020	LC34-DPT149-18.0-20081020	LC34-DPT149-25.0-20081020	LC34-DPT149-64.0-20081020	LC34-DPT149-69.0-20081021
Matrix:	Water	Water & 10000 ppb	Water	Water	Water
Sample Size:	0.010 ml	0.01 ml	0.003 ml	0.025 ml	3 ml
Sample Collection Date /Received:	10/20/8 1716	10/20/8 1716	10/20/8 1730	10/20/8 1805	10/21/8 0815
Analysis Date:	10/20/2008	10/20/2008	10/20/2008	10/20/2008	10/21/2008
Vinyl chloride	3,500	13500 (100.4 % Rec.)	22,400	400 U	3 U
1,1-Dichloroethene	1000 U	1107 (110.7 % Rec.)	3300 U	400 U	3 U
trans-1,2-Dichloroethene	2700	13000 (102.9 % Rec.)	7900	400 U	3 U
cis-1,2-Dichloroethene	49,100	60400 (112.9 % Rec.)	197,000	3,700	70
Trichloroethene	3,700	14500 (107.9 % Rec.)	7,000	420	3 U
Perchloroethene	1000 U	10200 (102.4 % Rec.)	3300 U	400 U	3 U
Field Laboratory Number:	GST101708-W31 Spike	GST101708-W32	GST101708-W32 Duplicate	GST101708-W33	GST101708-W34
Client Field Description:	LC34-DPT149-69.0-20081021	LC34-DPT149-73.0-20081021	LC34-DPT149-73.0-20081021	LC34-DPT149-78.0-20081021	LC34-DPT150-18.0-20081021
Matrix:	Water & 33 ppb	Water	Water	Water	Water
Sample Size:	3 ml	0.5 ml	0.5 ml	0.5 ml	0.01 ml
Sample Collection Date /Received:	10/21/8 0815	10/21/8 0847	10/21/8 0847	10/21/8 0921	10/21/8 1028
Analysis Date:	10/21/2008	10/21/2008	10/21/2008	10/21/2008	10/21/2008
Vinyl chloride	28 (85.3 % Rec.)	41	33	49	2,500
1,1-Dichloroethene	35 (106.5 % Rec.)	20 U	20 U	20 U	1000 U
trans-1,2-Dichloroethene	38 (113.6 % Rec.)	27	22	20 U	1000 U
cis-1,2-Dichloroethene	98 (83.3 % Rec.)	730	630	370	32,000
Trichloroethene	38 (114.7 % Rec.)	47	39	20 U	1000 U
Perchloroethene	33 (98.6 % Rec.)	20 U	20 U	20 U	1000 U

All data is calculated on a wet weight basis.
All data results meet all requirements of the NELAC Standards unless test results contain qualifiers. If qualifiers are assigned, see below for qualifier description.
Note(s):

FDEP Data Qualifier Codes (Document Reference: FDEP QA-001/92) Section 10.0 Table 10.2 per field chemist's review.
U = Indicates that the compound was analyzed for but not detected at the quantitation limit. The value associated with the qualifier shall be the method detection limit.
J = Estimated value due to sample response greater than calibration curve.

Analytical Laboratories of Florida: Laboratory Results

Field Chemist: Dale A. Schamp
Signature: Dale A Schamp
(Draft Copy unless Signature present.)
Date: 10/24/8
NELAC Certification Number: E83934

Site Project Name: LC34 Mobile Lab Services
Site Location: LC 34, KSC, Fl.
Client Name: GeoSyntec Consultants (Titusville office)
Client Contact: Jim Langenbach (321-269-5880)
Analysis Methodology: EPA 8021 (subset)

Client Purchase Order Number:507875
Laboratory Project Name: GST081908
Laboratory Address: 535 Riverdale Drive
Merritt Island, Florida 32953
321-258-1355

Target Compounds	Concentration Levels in Parts per Billion (ug/L or ug/Kg)				
Field Laboratory Number:	GST101708-W35	GST101708-W36	GST101708-W37	GST101708-W38	GST101708-W39
Client Field Description:	LC34-DPT150-25.0-20081021	LC34-DPT151-18.0-20081021	LC34-DPT151-25.0-20081021	LC34-DPT152-18.0-20081021	-
Matrix:	Water	Water	Water	Water	-
Sample Size:	0.005 ml	0.01 ml	0.005 ml	0.005 ml	-
Sample Collection Date /Received:	10/21/8 1045	10/21/8 1115	10/21/8 1130	10/21/8 1245	-
Analysis Date:	10/21/2008	10/21/2008	10/21/2008	10/21/2008	-
Vinyl chloride	12,400	3,500	15,300	2000 U	-
1,1-Dichloroethene	2000 U	1000 U	2000 U	2000 U	-
trans-1,2-Dichloroethene	2000 U	1800	5700	6500	-
cis-1,2-Dichloroethene	60,100	53,700	138,000	124,000	-
Trichloroethene	3,300	10,600	14,900	66,800	-
Perchloroethene	2000 U	1000 U	2000 U	2000 U	-
Field Laboratory Number:	GST101708-W40	GST101708-W41	GST101708-W42	GST101708-W43	GST101708-W44
Client Field Description:	-	LC34-DPT152-25.0-20081021	LC34-DPT153-18.0-20081021	LC34-DPT153-25.0-20081021	LC34-DPT154-18.0-20081021
Matrix:	-	Water	Water	Water	Water
Sample Size:	-	0.005 ml	0.02 ml	0.005 ml	0.005 ml
Sample Collection Date /Received:	-	10/21/8 1305	10/21/8 1350	10/21/8 1405	10/21/8 1453
Analysis Date:	-	10/21/2008	10/21/2008	10/21/2008	10/21/2008
Vinyl chloride	-	15,500	1,200	2000 U	2000 U
1,1-Dichloroethene	-	2000 U	500 U	2000 U	2000 U
trans-1,2-Dichloroethene	-	2000 U	800	2300	3900
cis-1,2-Dichloroethene	-	50,000	11,800	78,900	94,300
Trichloroethene	-	2000 U	510	9,000	15,800
Perchloroethene	-	2000 U	500 U	2000 U	2000 U

All data is calculated on a wet weight basis.
All data results meet all requirements of the NELAC Standards unless test results contain qualifiers. If qualifiers are assigned, see below for qualifier description.
Note(s):

FDEP Data Qualifier Codes (Document Reference: FDEP QA-001/92) Section 10.0 Table 10.2 per field chemist's review.
U = Indicates that the compound was analyzed for but not detected at the quantitation limit. The value associated with the qualifier shall be the method detection limit.
J = Estimated value due to sample response greater than calibration curve.

Analytical Laboratories of Florida: Laboratory Results

Site Project Name: LC34 Mobile Lab Services
Site Location: LC 34, KSC, Fl.
Client Name: GeoSyntec Consultants (Titusville office)
Client Contact: Jim Langenbach (321-269-5880)
Analysis Methodology: EPA 8021 (subset)

Client Purchase Order Number:507875
Laboratory Project Name: GST081908
Laboratory Address: 535 Riverdale Drive
Merritt Island, Florida 32953
321-258-1355

Field Chemist: Dale A. Schamp
Signature: Dale A Schamp
(Draft Copy unless Signature present.)
Date: 10/24/8
NELAC Certification Number: E83934

Target Compounds	Concentration Levels in Parts per Billion (ug/L or ug/Kg)				
Field Laboratory Number:	GST101708-W39	GST101708-W40	n/a	n/a	n/a
Client Field Description:	MLPV-ASMW6-20081021	MLPV-ASMW4-20081021	n/a	n/a	n/a
Matrix:	Water	Water	n/a	n/a	n/a
Sample Size:	5 ml	3 ml	n/a	n/a	n/a
Sample Collection Date /Received:	10/21/8 1130	10/21/8 1215	n/a	n/a	n/a
Analysis Date:	10/21/2008	10/21/2008	n/a	n/a	n/a
Vinyl chloride	4	47	n/a	n/a	n/a
1,1-Dichloroethene	2 U	3 U	n/a	n/a	n/a
trans-1,2-Dichloroethene	2 U	3	n/a	n/a	n/a
cis-1,2-Dichloroethene	37	130	n/a	n/a	n/a
Trichloroethene	2 U	3 U	n/a	n/a	n/a
Perchloroethene	2 U	3 U	n/a	n/a	n/a
Field Laboratory Number:	n/a	n/a	n/a	n/a	n/a
Client Field Description:	n/a	n/a	n/a	n/a	n/a
Matrix:	n/a	n/a	n/a	n/a	n/a
Sample Size:	n/a	n/a	n/a	n/a	n/a
Sample Collection Date /Received:	n/a	n/a	n/a	n/a	n/a
Analysis Date:	n/a	n/a	n/a	n/a	n/a
Vinyl chloride	n/a	n/a	n/a	n/a	n/a
1,1-Dichloroethene	n/a	n/a	n/a	n/a	n/a
trans-1,2-Dichloroethene	n/a	n/a	n/a	n/a	n/a
cis-1,2-Dichloroethene	n/a	n/a	n/a	n/a	n/a
Trichloroethene	n/a	n/a	n/a	n/a	n/a
Perchloroethene	n/a	n/a	n/a	n/a	n/a

All data is calculated on a wet weight basis.
All data results meet all requirements of the NELAC Standards unless test results contain qualifiers. If qualifiers are assigned, see below for qualifier description.
Note(s):

FDEP Data Qualifier Codes (Document Reference: FDEP QA-001/92) Section 10.0 Table 10.2 per field chemist's review.
U = Indicates that the compound was analyzed for but not detected at the quantitation limit. The value associated with the qualifier shall be the method detection limit.
J = Estimated value due to sample response greater than calibration curve.

Analytical Laboratories of Florida: Laboratory Results

Field Chemist: Dale A. Schamp
Signature: Dale A. Schamp
(Draft Copy unless Signature present.)
Date: 10/24/8
NELAC Certification Number: E83934

Site Project Name: LC34 Mobile Lab Services
Site Location: LC 34, KSC, Fl.
Client Name: GeoSyntec Consultants (Titusville office)
Client Contact: Jim Langenbach (321-269-5880)
Analysis Methodology: EPA 8021 (subset)

Client Purchase Order Number:507875
Laboratory Project Name: GST081908
Laboratory Address: 535 Riverdale Drive
Merritt Island, Florida 32953
321-258-1355

Target Compounds	Concentration Levels in Parts per Billion (ug/L or ug/Kg)				
Field Laboratory Number:	GST101708-W45	GST101708-W46	GST101708-W47	GST101708-W48	GST101708-W49
Client Field Description:	LC34-DPT154-25.0-20081021	LC34-DPT155-18.0-20081021	LC34-DPT155-25.0-20081021	LC34-DPT156-18.0-20081021	LC34-DPT156-25.0-20081021
Matrix:	Water	Water	Water	Water	Water
Sample Size:	0.003 ml	0.01 ml	0.003 ml	0.5 ml	0.01 ml
Sample Collection Date /Received:	10/21/8 1510	10/21/8 1551	10/21/8 1607	10/21/8 1716	10/21/8 1734
Analysis Date:	10/21/2008	10/21/2008	10/21/2008	10/21/2008	10/21/2008
Vinyl chloride	21,900	1000 U	17,300	150	5,500
1,1-Dichloroethene	3300 U	1000 U	3300 U	20 U	1000 U
trans-1,2-Dichloroethene	3300 U	1500	4200	20 U	5500
cis-1,2-Dichloroethene	113,000	29,600	116,000	250	37,000
Trichloroethene	3300 U	1000 U	3300 U	20 U	1000 U
Perchloroethene	3300 U	1000 U	3300 U	20 U	1000 U
Field Laboratory Number:	GST101708-W50	GST101708-W50 Duplicate	GST101708-W51	GST101708-W52	GST101708-W53
Client Field Description:	LC34-DPT157-18.0-20081022	LC34-DPT157-18.0-20081022	LC34-DPT157-25.0-20081022	LC34-DPT158-18.0-20081022	LC34-DPT158-25.0-20081022
Matrix:	Water	Water	Water	Water	Water
Sample Size:	0.5 ml	0.5 ml	0.025 ml	0.2 ml	0.05 ml
Sample Collection Date /Received:	10/22/8 0815	10/22/8 0815	10/22/8 0831	10/22/8 0923	10/22/8 0940
Analysis Date:	10/22/2008	10/22/2008	10/22/2008	10/22/2008	10/22/2008
Vinyl chloride	20 U	20 U	12,900	750	9,900
1,1-Dichloroethene	20 U	20 U	400 U	50 U	200 U
trans-1,2-Dichloroethene	20 U	20 U	400 U	100	400
cis-1,2-Dichloroethene	680	590	17,200	3,400	15,100
Trichloroethene	20 U	20 U	400 U	50 U	200 U
Perchloroethene	20 U	20 U	400 U	50 U	200 U

All data is calculated on a wet weight basis.
All data results meet all requirements of the NELAC Standards unless test results contain qualifiers. If qualifiers are assigned, see below for qualifier description.
Note(s):

FDEP Data Qualifier Codes (Document Reference: FDEP QA-001/92) Section 10.0 Table 10.2 per field chemist's review.
U = Indicates that the compound was analyzed for but not detected at the quantitation limit. The value associated with the qualifier shall be the method detection limit.
J = Estimated value due to sample response greater than calibration curve.

Analytical Laboratories of Florida: Laboratory Results

Site Project Name: LC34 Mobile Lab Services
Site Location: LC 34, KSC, Fl.
Client Name: GeoSyntec Consultants (Titusville office)
Client Contact: Jim Langenbach (321-269-5880)
Analysis Methodology: EPA 8021 (subset)

Client Purchase Order Number:507875
Laboratory Project Name: GST081908
Laboratory Address: 535 Riverdale Drive
Merritt Island, Florida 32953
321-258-1355

Field Chemist: Dale A. Schamp
Signature: Dale A. Schamp
(Draft Copy unless Signature present.)
Date: 10/24/8
NELAC Certification Number: E83934

Target Compounds	Concentration Levels in Parts per Billion (ug/L or ug/Kg)				
Field Laboratory Number:	GST101708-W54	GST101708-W54 Spike	GST101708-W55	GST101708-W56	GST101708-W57
Client Field Description:	LC34-DPT159-18.0-20081022	LC34-DPT159-18.0-20081022	LC34-DPT159-25.0-20081022	LC34-DPT160-18.0-20081022	LC34-DPT160-25.0-20081022
Matrix:	Water	Water & 2000 ppb	Water	Water	Water
Sample Size:	0.05 ml	0.05 ml	0.01 ml	0.005 ml	0.25 ml
Sample Collection Date /Received:	10/22/8 1026	10/22/8 1026	10/22/8 1042	10/22/8 1248	10/22/8 1305
Analysis Date:	10/22/2008	10/22/2008	10/22/2008	10/22/2008	10/22/2008
Vinyl chloride	790	2602 (90.6 % Rec.)	6,200	3,400	8200 J
1,1-Dichloroethene	200 U	2470 (123.5 % Rec.)	1000 U	2000 U	40 U
trans-1,2-Dichloroethene	200 U	2410 (120.6 % Rec.)	3700	3300	440
cis-1,2-Dichloroethene	1,900	3990 (104.5 % Rec.)	57,800	89,300	370
Trichloroethene	200 U	2380 (118.8 % Rec.)	1000 U	2000 U	40 U
Perchloroethene	200 U	2190 (109.5 % Rec.)	1000 U	2000 U	40 U
Field Laboratory Number:	GST101708-W58	GST101708-W59	GST101708-W60	GST101708-W61	GST101708-W62
Client Field Description:	LC34-DPT161-18.0-20081022	LC34-DPT161-25.0-20081022	LC34-DPT162-18.0-20081022	LC34-DPT162-25.0-20081022	LC34-DPT163-18.0-20081022
Matrix:	Water	Water	Water	Water	Water
Sample Size:	0.005 ml	0.005 ml	0.25 ml	0.015 ml	0.005 ml
Sample Collection Date /Received:	10/22/8 1345	10/22/8 1402	10/22/8 1457	10/22/8 1516	10/22/8 1559
Analysis Date:	10/22/2008	10/22/2008	10/22/2008	10/22/2008	10/22/2008
Vinyl chloride	3,500	25,600	180	13,200	7,700
1,1-Dichloroethene	2000 U	2000 U	40 U	670 U	2000 U
trans-1,2-Dichloroethene	3000	9000	40 U	670 U	3600
cis-1,2-Dichloroethene	45,200	80,100	480	17,000	61,500
Trichloroethene	5,900	6,600	40 U	670 U	2000 U
Perchloroethene	2000 U	2000 U	40 U	670 U	2000 U

All data is calculated on a wet weight basis.
All data results meet all requirements of the NELAC Standards unless test results contain qualifiers. If qualifiers are assigned, see below for qualifier description.
Note(s):

FDEP Data Qualifier Codes (Document Reference: FDEP QA-001/92) Section 10.0 Table 10.2 per field chemist's review.
U = Indicates that the compound was analyzed for but not detected at the quantitation limit. The value associated with the qualifier shall be the method detection limit.
J = Estimated value due to sample response greater than calibration curve.

Analytical Laboratories of Florida: Laboratory Results

Site Project Name: LC34 Mobile Lab Services
Site Location: LC 34, KSC, Fl.
Client Name: GeoSyntec Consultants (Titusville office)
Client Contact: Jim Langenbach (321-269-5880)
Analysis Methodology: EPA 8021 (subset)

Client Purchase Order Number:507875
Laboratory Project Name: GST081908
Laboratory Address: 535 Riverdale Drive
Merritt Island, Florida 32953
321-258-1355

Field Chemist: Dale A. Schamp
Signature: Dale A Schamp
(Draft Copy unless Signature present.)
Date: 10/24/8
NELAC Certification Number: E83934

Target Compounds	Concentration Levels in Parts per Billion (ug/L or ug/Kg)				
Field Laboratory Number:	GST101708-W63	GST101708-W64	GST101708-W65	GST101708-W66	GST101708-W66 Duplicate
Client Field Description:	LC34-DPT163-25.0-20081022	LC34-DPT164-18.0-20081022	LC34-DPT164-25.0-20081022	LC34-DPT165-18.0-20081023	LC34-DPT165-18.0-20081023
Matrix:	Water	Water	Water	Water	Water
Sample Size:	0.015 ml	0.015 ml	0.005 ml	0.1 ml	1 ml
Sample Collection Date /Received:	10/22/8 1615	10/22/8 1723	10/22/8 1740	10/23/8 0728	10/23/8 0728
Analysis Date:	10/22/2008	10/22/2008	10/22/2008	10/23/2008	10/23/2008
Vinyl chloride	31,300	1,600	19,100	100 U	49
1,1-Dichloroethene	670 U	670 U	2000 U	100 U	10 U
trans-1,2-Dichloroethene	2600	1900	2600	100 U	24
cis-1,2-Dichloroethene	25,500	35,000	27,500	460	470
Trichloroethene	670 U	2,200	2000 U	100 U	10 U
Perchloroethene	670 U	670 U	2000 U	100 U	10 U
Field Laboratory Number:	GST101708-W67	GST101708-W68	GST101708-W69	GST101708-W70	GST101708-W71
Client Field Description:	LC34-DPT165-25.0-20081023	LC34-DPT166-18.0-20081023	LC34-DPT166-25.0-20081023	LC34-DPT110-18.0-20081023	LC34-DPT135-18.0-20081023
Matrix:	Water	Water	Water	Water	Water
Sample Size:	0.01 ml	0.025 ml	0.05 ml	0.05 ml	0.05 ml
Sample Collection Date /Received:	10/23/8 0745	10/23/8 0831	10/23/8 0848	10/23/8 0935	10/23/8 1008
Analysis Date:	10/23/2008	10/23/2008	10/23/2008	10/23/2008	10/23/2008
Vinyl chloride	6,100	1,100	2,800	790	320
1,1-Dichloroethene	1000 U	400 U	200 U	200 U	200 U
trans-1,2-Dichloroethene	2300	580	240	220	220
cis-1,2-Dichloroethene	62,900	16,600	7,500	5,000	5,000
Trichloroethene	4,900	400 U	200 U	200 U	200 U
Perchloroethene	1000 U	400 U	200 U	200 U	200 U

All data is calculated on a wet weight basis.
All data results meet all requirements of the NELAC Standards unless test results contain qualifiers. If qualifiers are assigned, see below for qualifier description.
Note(s):

FDEP Data Qualifier Codes (Document Reference: FDEP QA-001/92) Section 10.0 Table 10.2 per field chemist's review.
U = Indicates that the compound was analyzed for but not detected at the quantitation limit. The value associated with the qualifier shall be the method detection limit.
J = Estimated value due to sample response greater than calibration curve.

Analytical Laboratories of Florida: Laboratory Results

Site Project Name: LC34 Mobile Lab Services
Site Location: LC 34, KSC, Fl.
Client Name: GeoSyntec Consultants (Titusville office)
Client Contact: Jim Langenbach (321-269-5880)
Analysis Methodology: EPA 8021 (subset)

Client Purchase Order Number:507875
Laboratory Project Name: GST081908
Laboratory Address: 535 Riverdale Drive
Merritt Island, Florida 32953
321-258-1355

Field Chemist: Dale A. Schamp
Signature: Dale A Schamp
(Draft Copy unless Signature present.)
Date: 10/24/8
NELAC Certification Number: E83934

Target Compounds	Concentration Levels in Parts per Billion (ug/L or ug/Kg)				
Field Laboratory Number:	GST101708-W72	GST101708-W73	GST101708-W74	GST101708-W75	GST101708-W76
Client Field Description:	LC34-DPT167-18.0-20081023	LC34-DPT167-25.0-20081023	LC34-DPT168-18.0-20081023	LC34-DPT168-25.0-20081023	LC34-DPT169-18.0-20081023
Matrix:	Water	Water	Water	Water	Water
Sample Size:	0.005 ml	0.01 ml	0.01 ml	0.005 ml	0.005 ml
Sample Collection Date /Received:	10/23/8 1103	10/23/8 1121	10/23/8 1245	10/23/8 1303	10/23/8 1356
Analysis Date:	10/23/2008	10/23/2008	10/23/2008	10/23/2008	10/23/2008
Vinyl chloride	2000 U	10,900	1000 U	8,000	5,600
1,1-Dichloroethene	2000 U	1000 U	1000 U	2000 U	2000 U
trans-1,2-Dichloroethene	5300	2400	1000 U	2700	3100
cis-1,2-Dichloroethene	110,000	86,600	22,000	132,000	60,000
Trichloroethene	2000 U	1000 U	1,100	2000 U	2000 U
Perchloroethene	2000 U	1000 U	1000 U	2000 U	2000 U
Field Laboratory Number:	GST101708-W77	GST101708-W78	GST101708-W78 Spike	GST101708-W79	GST101708-W80
Client Field Description:	LC34-DPT169-25.0-20081023	LC34-DPT170-18.0-20081023	LC34-DPT170-18.0-20081023	LC34-DPT170-25.0-20081023	LC34-DPT171-18.0-20081023
Matrix:	Water	Water	Water & 10,000 ppb	Water	Water
Sample Size:	0.01 ml	0.01 ml	0.01 ml	0.01 ml	0.05 ml
Sample Collection Date /Received:	10/23/8 1412	10/23/8 1452	10/23/8 1452	10/23/8 1509	10/23/8 1608
Analysis Date:	10/23/2008	10/23/2008	10/23/2008	10/23/2008	10/23/2008
Vinyl chloride	9,900	2,000	11500 (96.2 % Rec.)	29,000	8,000
1,1-Dichloroethene	1000 U	1000 U	10730 (107.3 % Rec.)	1000 U	200 U
trans-1,2-Dichloroethene	1000 U	1000 U	10960 (109.6 % Rec.)	2300	290
cis-1,2-Dichloroethene	14,000	16,900	27130 (101.9 % Rec.)	37,700	6,800
Trichloroethene	1000 U	1000 U	11400 (114.3 % Rec.)	1000 U	200 U
Perchloroethene	1000 U	1000 U	10750 (107.6 % Rec.)	1000 U	200 U

All data is calculated on a wet weight basis.
All data results meet all requirements of the NELAC Standards unless test results contain qualifiers. If qualifiers are assigned, see below for qualifier description.
Note(s):

FDEP Data Qualifier Codes (Document Reference: FDEP QA-001/92) Section 10.0 Table 10.2 per field chemist's review.
U = Indicates that the compound was analyzed for but not detected at the quantitation limit. The value associated with the qualifier shall be the method detection limit.
J = Estimated value due to sample response greater than calibration curve.

Analytical Laboratories of Florida: Laboratory Results

Site Project Name: LC34 Mobile Lab Services
Site Location: LC 34, KSC, Fl.
Client Name: GeoSyntec Consultants (Titusville office)
Client Contact: Jim Langenbach (321-269-5880)
Analysis Methodology: EPA 8021 (subset)

Client Purchase Order Number:507875
Laboratory Project Name: GST081908
Laboratory Address: 535 Riverdale Drive
Merritt Island, Florida 32953
321-258-1355

Field Chemist: Dale A. Schamp
Signature: Dale A Schamp
(Draft Copy unless Signature present.)
Date: 10/24/8
NELAC Certification Number: E83934

Target Compounds	Concentration Levels in Parts per Billion (ug/L or ug/Kg)				
Field Laboratory Number:	GST101708-W81	N/A	N/A	N/A	N/A
Client Field Description:	LC34-DPT171-25.0-20081023	N/A	N/A	N/A	N/A
Matrix:	Water	N/A	N/A	N/A	N/A
Sample Size:	0.025 ml	N/A	N/A	N/A	N/A
Sample Collection Date /Received:	10/23/8 1626	N/A	N/A	N/A	N/A
Analysis Date:	10/23/2008	N/A	N/A	N/A	N/A
Vinyl chloride	5,800	N/A	N/A	N/A	N/A
1,1-Dichloroethene	400 U	N/A	N/A	N/A	N/A
trans-1,2-Dichloroethene	400 U	N/A	N/A	N/A	N/A
cis-1,2-Dichloroethene	8,300	N/A	N/A	N/A	N/A
Trichloroethene	400 U	N/A	N/A	N/A	N/A
Perchloroethene	400 U	N/A	N/A	N/A	N/A
Field Laboratory Number:	N/A	N/A	N/A	N/A	N/A
Client Field Description:	N/A	N/A	N/A	N/A	N/A
Matrix:	N/A	N/A	N/A	N/A	N/A
Sample Size:	N/A	N/A	N/A	N/A	N/A
Sample Collection Date /Received:	N/A	N/A	N/A	N/A	N/A
Analysis Date:	N/A	N/A	N/A	N/A	N/A
Vinyl chloride	N/A	N/A	N/A	N/A	N/A
1,1-Dichloroethene	N/A	N/A	N/A	N/A	N/A
trans-1,2-Dichloroethene	N/A	N/A	N/A	N/A	N/A
cis-1,2-Dichloroethene	N/A	N/A	N/A	N/A	N/A
Trichloroethene	N/A	N/A	N/A	N/A	N/A
Perchloroethene	N/A	N/A	N/A	N/A	N/A

All data is calculated on a wet weight basis.
All data results meet all requirements of the NELAC Standards unless test results contain qualifiers. If qualifiers are assigned, see below for qualifier description.
Note(s):

FDEP Data Qualifier Codes (Document Reference: FDEP QA-001/92) Section 10.0 Table 10.2 per field chemist's review.
U = Indicates that the compound was analyzed for but not detected at the quantitation limit. The value associated with the qualifier shall be the method detection limit.
J = Estimated value due to sample response greater than calibration curve.

DPT SAMPLING
DECEMBER 2008

LABORATORY DATA

Analytical Laboratories of Florida: Laboratory Results

Site Project Name: LC34 Mobile Lab Services
Site Location: LC 34, KSC, Fl.
Client Name: GeoSyntec Consultants (Titusville office)
Client Contact: Jim Langenbach (321-269-5880)
Analysis Methodology: EPA 8021 (subset)

Client Purchase Order Number: FL507916
Laboratory Project Name: GST120108
Laboratory Address: 535 Riverdale Drive
Merritt Island, Florida 32953
321-258-1355

Field Chemist: Dale A. Schamp
Signature: Dale A Schamp
(Draft Copy unless Signature present.)
Date: 12/15/8
NELAC Certification Number: E83934

Target Compounds	Concentration Levels in Parts per Billion (ug/L or ug/Kg)				
Field Laboratory Number:	GST120108-W01	GST120108-W02	GST120108-W02 Duplicate	GST120108-W03	GST120108-W03 Rerun
Client Field Description:	LC34-DPT172-08.0-20081201	LC34-DPT172-18.0-20081201	LC34-DPT172-18.0-20081201	LC34-DPT172-25.0-20081201	LC34-DPT172-25.0-20081201
Matrix:	Water	Water	Water	Water	Water
Sample Size:	3 ml	0.035 ml	0.01 ml	0.025 ml	0.003 ml
Sample Collection Date /Received:	12/01/8 0855	12/01/8 0904	12/01/8 0904	12/01/8 0910	12/01/8 0910
Analysis Date:	12/1/2008	12/1/2008	12/1/2008	12/1/2008	12/1/2008
Vinyl chloride	3 U	4,400	4,000	22,700	18,750
1,1-Dichloroethene	3 U	290 U	1000 U	400 U	3300 U
trans-1,2-Dichloroethene	3 U	1200	1000	1700	3300 U
cis-1,2-Dichloroethene	3 U	45100 J	51,600	82700 J	108,800
Trichloroethene	3 U	8,600	10,200	910	3300 U
Perchloroethene	3 U	290 U	1000 U	400 U	3300 U
Field Laboratory Number:	GST120108-W04	GST120108-W05	GST120108-W06	GST120108-W07	GST120108-W08
Client Field Description:	LC34-DPT173-08.0-20081201	LC34-DPT173-18.0-20081201	LC34-DPT173-25.0-20081201	LC34-DPT092-08.0-20081201	LC34-DPT174-08.0-20081201
Matrix:	Water	Water	Water	Water	Water
Sample Size:	3 ml	0.003 ml	0.003 ml	2 ml	3 ml
Sample Collection Date /Received:	12/01/8 0942	12/01/8 1004	12/01/8 1020	12/01/8 1040	12/01/8 1058
Analysis Date:	12/1/2008	12/1/2008	12/1/2008	12/1/2008	12/1/2008
Vinyl chloride	26	10,600	540	57	3 U
1,1-Dichloroethene	3 U	3300 U	3300 U	5 U	3 U
trans-1,2-Dichloroethene	3 U	3300 U	3400	8	3 U
cis-1,2-Dichloroethene	73	138,000	141,000	340	54
Trichloroethene	3 U	32,400	48,900	5 U	3 U
Perchloroethene	3 U	3300 U	3300 U	5 U	3 U

All data is calculated on a wet weight basis.
All data results meet all requirements of the NELAC Standards unless test results contain qualifiers. If qualifiers are assigned, see below for qualifier description.
Note(s):

FDEP Data Qualifier Codes (Document Reference: FDEP QA-001/92) Section 10.0 Table 10.2 per field chemist's review.
U = Indicates that the compound was analyzed for but not detected at the quantitation limit. The value associated with the qualifier shall be the method detection limit.
J = Estimated value due to sample response greater than calibration curve.

Analytical Laboratories of Florida: Laboratory Results

Site Project Name: LC34 Mobile Lab Services
Site Location: LC 34, KSC, Fl.
Client Name: GeoSyntec Consultants (Titusville office)
Client Contact: Jim Langenbach (321-269-5880)
Analysis Methodology: EPA 8021 (subset)

Client Purchase Order Number: FL507916
Laboratory Project Name: GST120108
Laboratory Address: 535 Riverdale Drive
Merritt Island, Florida 32953
321-258-1355

Field Chemist: Dale A. Schamp
Signature: Dale A Schamp
(Draft Copy unless Signature present.)
Date: 12/15/8
NELAC Certification Number: E83934

Target Compounds	Concentration Levels in Parts per Billion (ug/L or ug/Kg)				
Field Laboratory Number:	GST120108-W08 Spike	GST120108-W09	GST120108-W10	GST120108-W11	GST120108-W12
Client Field Description:	LC34-DPT174-08.0-20081201	LC34-DPT174-18.0-20081201	LC34-DPT174-25.0-20081201	LC34-DPT175-08.0-20081201	LC34-DPT175-18.0-20081201
Matrix:	Water & 33 ppb	Water	Water	Water	Water
Sample Size:	3 ml	0.005 ml	0.005 ml	0.5 ml	0.035 - 0.015 ml
Sample Collection Date /Received:	12/01/8 1058	12/01/8 1124	12/01/8 1218	12/01/8 1245	12/01/8 1300
Analysis Date:	12/1/2008	12/1/2008	12/1/2008	12/1/2008	12/1/2008
Vinyl chloride	40 (122.5 % Rec.)	5,900	2000 U	390	6,700
1,1-Dichloroethene	36 (109.6 % Rec.)	2000 U	2000 U	20 U	290 U
trans-1,2-Dichloroethene	37 (112.7 % Rec.)	2900	2000 U	26	290 U
cis-1,2-Dichloroethene	86 (95.6 % Rec.)	111,000	64,400	850	26,700
Trichloroethene	36 (110.3 % Rec.)	12,200	5,700	20 U	290 U
Perchloroethene	35 (106.2 % Rec.)	2000 U	2000 U	20 U	290 U
Field Laboratory Number:	GST120108-W13	GST120108-W14	GST120108-W15	GST120108-W16	GST120108-W17
Client Field Description:	LC34-DPT175-25.0-20081201	LC34-DPT176-08.0-20081201	LC34-DPT176-18.0-20081201	LC34-DPT176-25.0-20081201	LC34-DPT177-08.0-20081201
Matrix:	Water	Water	Water	Water	Water
Sample Size:	0.035 ml	0.05 ml	0.015 ml	0.1 ml	0.05 ml
Sample Collection Date /Received:	12/01/8 1324	12/01/8 1412	12/01/8 1420	12/01/8 1445	12/01/8 1515
Analysis Date:	12/1/2008	12/1/2008	12/1/2008	12/1/2008	12/1/2008
Vinyl chloride	290 U	1,400	4,100	190	1,100
1,1-Dichloroethene	290 U	200 U	670 U	100 U	200 U
trans-1,2-Dichloroethene	290 U	200 U	670 U	100 U	200 U
cis-1,2-Dichloroethene	8,400	4,900	24,600	4,100	5,600
Trichloroethene	290 U	200 U	1,800	100 U	390
Perchloroethene	290 U	200 U	670 U	100 U	200 U

All data is calculated on a wet weight basis.
All data results meet all requirements of the NELAC Standards unless test results contain qualifiers. If qualifiers are assigned, see below for qualifier description.
Note(s):

FDEP Data Qualifier Codes (Document Reference: FDEP QA-001/92) Section 10.0 Table 10.2 per field chemist's review.
U = Indicates that the compound was analyzed for but not detected at the quantitation limit. The value associated with the qualifier shall be the method detection limit.
J = Estimated value due to sample response greater than calibration curve.

Analytical Laboratories of Florida: Laboratory Results

Site Project Name: LC34 Mobile Lab Services
Site Location: LC 34, KSC, Fl.
Client Name: GeoSyntec Consultants (Titusville office)
Client Contact: Jim Langenbach (321-269-5880)
Analysis Methodology: EPA 8021 (subset)

Client Purchase Order Number: FL507916
Laboratory Project Name: GST120108
Laboratory Address: 535 Riverdale Drive
Merritt Island, Florida 32953
321-258-1355

Field Chemist: Dale A. Schamp
Signature: Dale A Schamp
(Draft Copy unless Signature present.)
Date: 12/15/8
NELAC Certification Number: E83934

Target Compounds	Concentration Levels in Parts per Billion (ug/L or ug/Kg)				
Field Laboratory Number:	GST120108-W18	GST120108-W19	GST120108-W20	GST120108-W21	GST120108-W22
Client Field Description:	LC34-DPT177-18.0-20081201	LC34-DPT177-25.0-20081201	LC34-DPT178-8.0-20081201	LC34-DPT178-18.0-20081202	LC34-DPT178-25.0-20081202
Matrix:	Water	Water	Water	Water	Water
Sample Size:	0.005 ml	0.05 ml	3 ml	0.035 ml	0.035 ml
Sample Collection Date /Received:	12/01/8 1528	12/01/8 1540	12/01/8 1620	12/2/8 0810	12/2/8 0824
Analysis Date:	12/1/2008	12/1/2008	12/1/2008	12/2/2008	12/2/2008
Vinyl chloride	4,200	740	3 U	4,000	290
1,1-Dichloroethene	2000 U	200 U	3 U	290 U	290 U
trans-1,2-Dichloroethene	2000 U	1900	3 U	1300	650
cis-1,2-Dichloroethene	75,600	51,800	66	50,900	51,100
Trichloroethene	48,600	12,400	3 U	1,500	290 U
Perchloroethene	2000 U	200 U	3 U	290 U	290 U
Field Laboratory Number:	GST120108-W23	GST120108-W24	GST120108-W24 Duplicate	GST120108-W25	GST120108-W26
Client Field Description:	LC34-DPT179-08.0-20081202	LC34-DPT179-18.0-20081202	LC34-DPT179-18.0-20081202	LC34-DPT179-25.0-20081202	LC34-DPT180-08.0-20081202
Matrix:	Water	Water	Water	Water	Water
Sample Size:	0.05 ml	0.005 ml	0.005 ml	0.035 - 0.003 ml	0.05 ml
Sample Collection Date /Received:	12/2/8 0854	12/2/8 0920	12/2/8 0920	12/2/8 0934	12/2/8 0956
Analysis Date:	12/2/2008	12/2/2008	12/2/2008	12/2/2008	12/2/2008
Vinyl chloride	530	2000 U	2000 U	400	880
1,1-Dichloroethene	200 U	2000 U	2000 U	290 U	200 U
trans-1,2-Dichloroethene	200 U	2400	2600	1800	200 U
cis-1,2-Dichloroethene	6,700	61,400	63,600	83,300	6,800
Trichloroethene	200 U	24,900	25,800	290 U	200 U
Perchloroethene	200 U	2000 U	2000 U	290 U	200 U

All data is calculated on a wet weight basis.
All data results meet all requirements of the NELAC Standards unless test results contain qualifiers. If qualifiers are assigned, see below for qualifier description.
Note(s):

FDEP Data Qualifier Codes (Document Reference: FDEP QA-001/92) Section 10.0 Table 10.2 per field chemist's review.
U = Indicates that the compound was analyzed for but not detected at the quantitation limit. The value associated with the qualifier shall be the method detection limit.
J = Estimated value due to sample response greater than calibration curve.

Analytical Laboratories of Florida: Laboratory Results

Site Project Name: LC34 Mobile Lab Services
Site Location: LC 34, KSC, Fl.
Client Name: GeoSyntec Consultants (Titusville office)
Client Contact: Jim Langenbach (321-269-5880)
Analysis Methodology: EPA 8021 (subset)

Client Purchase Order Number: FL507916
Laboratory Project Name: GST120108
Laboratory Address: 535 Riverdale Drive
Merritt Island, Florida 32953
321-258-1355

Field Chemist: Dale A. Schamp
Signature: Dale Aschamp
(Draft Copy unless Signature present.)
Date: 12/15/8
NELAC Certification Number: E83934

Target Compounds	Concentration Levels in Parts per Billion (ug/L or ug/Kg)				
Field Laboratory Number:	GST120108-W27	GST120108-W28	GST120108-W29	GST120108-W30	GST120108-W31
Client Field Description:	LC34-DPT180-18.0-20081202	LC34-DPT180-25.0-20081202	LC34-DPT181-8.0-20081202	LC34-DPT181-18.0-20081202	LC34-DPT181-25.0-20081202
Matrix:	Water	Water	Water	Water	Water
Sample Size:	0.005 ml	0.015 - 0.003 ml	0.05 ml	0.035 ml	0.035 - 0.003 ml
Sample Collection Date /Received:	12/2/8 1010	12/2/8 1030	12/2/8 1100	12/2/8 1110	12/2/8 1246
Analysis Date:	12/2/2008	12/2/2008	12/2/2008	12/2/2008	12/2/2008
Vinyl chloride	3,500	670 U	200 U	1,700	290 U
1,1-Dichloroethene	2000 U	670 U	200 U	290 U	290 U
trans-1,2-Dichloroethene	2000 U	2000	200 U	830	1700
cis-1,2-Dichloroethene	65,200	104,000	2,500	33,200	50,400
Trichloroethene	20,300	620 J	200 U	290 U	290 U
Perchloroethene	2000 U	670 U	200 U	290 U	290 U
Field Laboratory Number:	GST120108-W32	GST120108-W33	GST120108-W34	GST120108-W35	GST120108-W36
Client Field Description:	LC34-DPT182-08.0-20081202	LC34-DPT182-18.0-20081202	LC34-DPT182-25.0-20081202	LC34-DPT183-08.0-20081202	LC34-DPT183-18.0-20081202
Matrix:	Water	Water	Water	Water	Water
Sample Size:	0.15 ml	0.035 ml	0.05 ml	0.15 ml	0.05 ml
Sample Collection Date /Received:	12/2/8 1340	12/2/8 1350	12/2/8 1406	12/2/8 1424	12/2/8 1504
Analysis Date:	12/2/2008	12/2/2008	12/2/2008	12/2/2008	12/2/2008
Vinyl chloride	67 U	1,800	200 U	67 U	290
1,1-Dichloroethene	67 U	290 U	200 U	67 U	200 U
trans-1,2-Dichloroethene	67 U	390	200 U	67 U	200 U
cis-1,2-Dichloroethene	1,600	20,600	8,300	1,800	6,200
Trichloroethene	67 U	2,400	200 U	67 U	200 U
Perchloroethene	67 U	290 U	200 U	67 U	200 U

All data is calculated on a wet weight basis.
All data results meet all requirements of the NELAC Standards unless test results contain qualifiers. If qualifiers are assigned, see below for qualifier description.
Note(s):

FDEP Data Qualifier Codes (Document Reference: FDEP QA-001/92) Section 10.0 Table 10.2 per field chemist's review.
U = Indicates that the compound was analyzed for but not detected at the quantitation limit. The value associated with the qualifier shall be the method detection limit.
J = Estimated value due to sample response greater than calibration curve or detected at less than lowest standard but value requested by client. Estimated values < quantitation limit do not meet NELAC.

Analytical Laboratories of Florida: Laboratory Results

Site Project Name: LC34 Mobile Lab Services
Site Location: LC 34, KSC, Fl.
Client Name: GeoSyntec Consultants (Titusville office)
Client Contact: Jim Langenbach (321-269-5880)
Analysis Methodology: EPA 8021 (subset)

Client Purchase Order Number: FL507916
Laboratory Project Name: GST120108
Laboratory Address: 535 Riverdale Drive
Merritt Island, Florida 32953
321-258-1355

Field Chemist: Dale A. Schamp
Signature: Dale A Schamp
(Draft Copy unless Signature present.)
Date: 12/15/8
NELAC Certification Number: E83934

Target Compounds	Concentration Levels in Parts per Billion (ug/L or ug/Kg)				
Field Laboratory Number:	GST120108-W37	GST120108-W38	GST120108-W39	GST120108-W40	GST120108-W40 Spike
Client Field Description:	LC34-DPT183-25.0-20081202	LC34-DPT184-08.0-20081202	LC34-DPT184-18.0-20081202	LC34-DPT184-25.0-20081202	LC34-DPT184-25.0-20081202
Matrix:	Water	Water	Water	Water	Water & 1000 ppb
Sample Size:	0.15 ml	0.15 ml	0.05 ml	0.1 ml	0.1 ml
Sample Collection Date /Received:	12/2/8 1515	12/2/8 1540	12/2/8 1554	12/2/8 1620	12/2/8 1620
Analysis Date:	12/2/2008	12/2/2008	12/2/2008	12/2/2008	12/2/2008
Vinyl chloride	67 U	67 U	1,200	100 U	1063 (106.3 % Rec.)
1,1-Dichloroethene	67 U	67 U	200 U	100 U	1035 (103.5 % Rec.)
trans-1,2-Dichloroethene	67 U	67 U	200 U	100 U	1004 (100.4 % Rec.)
cis-1,2-Dichloroethene	1,700	170	7,900	700	1783 (108.1 % Rec.)
Trichloroethene	67 U	67 U	200 U	100 U	996 (99.6 % Rec.)
Perchloroethene	67 U	67 U	200 U	100 U	957 (95.7 % Rec.)
Field Laboratory Number:	GST120108-W41	GST120108-W42	GST120108-W43	GST120108-W44	GST120108-W44 Duplicate
Client Field Description:	LC34-DPT185-18.0-20081203	LC34-DPT185-25.0-20081203	LC34-DPT186-18.0-20081203	LC34-DPT186-25.0-20081203	LC34-DPT186-25.0-20081203
Matrix:	Water	Water	Water	Water	Water
Sample Size:	0.05 ml	0.2 ml	0.15 ml	0.1 ml	0.025 ml
Sample Collection Date /Received:	12/3/8 0816	12/3/8 0834	12/3/8 0914	12/3/8 0928	12/3/8 0928
Analysis Date:	12/3/2008	12/3/2008	12/3/2008	12/3/2008	12/3/2008
Vinyl chloride	2,900	3,500	270	7,100	7,100
1,1-Dichloroethene	200 U	50 U	67 U	100 U	400 U
trans-1,2-Dichloroethene	330	75	67 U	670	690
cis-1,2-Dichloroethene	12,500	1,900	860	15100 J	18,300
Trichloroethene	200 U	50 U	67 U	100 U	400 U
Perchloroethene	200 U	50 U	67 U	100 U	400 U

All data is calculated on a wet weight basis.
All data results meet all requirements of the NELAC Standards unless test results contain qualifiers. If qualifiers are assigned, see below for qualifier description.
Note(s):

FDEP Data Qualifier Codes (Document Reference: FDEP QA-001/92) Section 10.0 Table 10.2 per field chemist's review.
U = Indicates that the compound was analyzed for but not detected at the quantitation limit. The value associated with the qualifier shall be the method detection limit.
J = Estimated value due to sample response greater than calibration curve or detected at less than lowest standard but value requested by client. Estimated values < quantitation limit do not meet NELAC.

Analytical Laboratories of Florida: Laboratory Results

Site Project Name: LC34 Mobile Lab Services
Site Location: LC 34, KSC, Fl.
Client Name: GeoSyntec Consultants (Titusville office)
Client Contact: Jim Langenbach (321-269-5880)
Analysis Methodology: EPA 8021 (subset)

Client Purchase Order Number: FL507916
Laboratory Project Name: GST120108
Laboratory Address: 535 Riverdale Drive
Merritt Island, Florida 32953
321-258-1355

Field Chemist: Dale A. Schamp
Signature: Dale A Schamp
(Draft Copy unless Signature present.)
Date: 12/5/12
NELAC Certification Number: E83934

Target Compounds	Concentration Levels in Parts per Billion (ug/L or ug/Kg)				
Field Laboratory Number:	GST120108-W45	GST120108-W46	GST120108-W47	GST120108-W48	GST120108-W49
Client Field Description:	LC34-DPT187-18.0-20081203	LC34-DPT187-25.0-20081203	LC34-DPT188-18.0-20081203	LC34-DPT188-25.0-20081203	LC34-DPT189-18.0-20081203
Matrix:	Water	Water	Water	Water	Water
Sample Size:	0.035 - 0.005 ml	0.15 ml	0.1 ml	0.035 ml	0.025 - 0.005 ml
Sample Collection Date /Received:	12/3/8 0952	12/3/8 1004	12/3/8 1038	12/3/8 1050	12/3/8 1158
Analysis Date:	12/3/2008	12/3/2008	12/3/2008	12/3/2008	12/3/2008
Vinyl chloride	4,000	4,900	1,700	17,600	2,600
1,1-Dichloroethene	290 U	67 U	100 U	290 U	400 U
trans-1,2-Dichloroethene	1700	220	380	500	2000
cis-1,2-Dichloroethene	40,300	2,500	12,100	22,300	76,900
Trichloroethene	290 U	67 U	100 U	290 U	4,700
Perchloroethene	290 U	67 U	100 U	290 U	400 U
Field Laboratory Number:	GST120108-W50	GST120108-W51	GST120108-W52	GST120108-W53	GST120108-W54
Client Field Description:	LC34-DPT189-25.0-20081203	LC34-DPT190-18.0-20081203	LC34-DPT190-25.0-20081203	LC34-DPT191-18.0-20081203	LC34-DPT191-25.0-20081203
Matrix:	Water	Water	Water	Water	Water
Sample Size:	0.035 0.02 ml	0.035 ml	0.035 - 0.003 ml	0.02 ml	0.035 ml
Sample Collection Date /Received:	12/3/8 1210	12/3/8 1248	12/3/8 1300	12/3/8 1322	12/3/8 1336
Analysis Date:	12/3/2008	12/3/2008	12/3/2008	12/3/2008	12/3/2008
Vinyl chloride	16,500	290 U	11,800	500 U	11,300
1,1-Dichloroethene	290 U	290 U	290 U	500 U	290 U
trans-1,2-Dichloroethene	590	360	1200	1500	440
cis-1,2-Dichloroethene	27,900	11,200	68,800	33,500	31,700
Trichloroethene	290 U	1,700	290 U	4,300	290 U
Perchloroethene	290 U	290 U	290 U	500 U	290 U

All data is calculated on a wet weight basis.
All data results meet all requirements of the NELAC Standards unless test results contain qualifiers. If qualifiers are assigned, see below for qualifier description.
Note(s):

FDEP Data Qualifier Codes (Document Reference: FDEP QA-001/92) Section 10.0 Table 10.2 per field chemist's review.
U = Indicates that the compound was analyzed for but not detected at the quantitation limit. The value associated with the qualifier shall be the method detection limit.
J = Estimated value due to sample response greater than calibration curve or detected at less than lowest standard but value requested by client. Estimated values < quantitation limit do not meet NELAC.

Analytical Laboratories of Florida: Laboratory Results

Site Project Name: LC34 Mobile Lab Services
Site Location: LC 34, KSC, Fl.
Client Name: GeoSyntec Consultants (Titusville office)
Client Contact: Jim Langenbach (321-269-5880)
Analysis Methodology: EPA 8021 (subset)

Client Purchase Order Number: FL507916
Laboratory Project Name: GST120108
Laboratory Address: 535 Riverdale Drive
Merritt Island, Florida 32953
321-258-1355

Field Chemist: Dale A. Schamp
Signature: Dale A Schamp
(Draft Copy unless Signature present.)
Date: 12/15/8
NELAC Certification Number: E83934

Target Compounds	Concentration Levels in Parts per Billion (ug/L or ug/Kg)				
Field Laboratory Number:	GST120108-W55	GST120108-W56	GST120108-W57	GST120108-W58	GST120108-W59
Client Field Description:	LC34-DPT192-18.0-20081203	LC34-DPT192-25.0-20081203	LC34-DPT193-18.0-20081203	LC34-DPT193-25.0-20081203	LC34-DPT152-10.0-20081203
Matrix:	Water	Water	Water	Water	Water
Sample Size:	0.035 ml	0.035 - 0.002 ml	0.015 ml	0.035 - 0.003 ml	0.035 ml
Sample Collection Date /Received:	12/3/8 1414	12/3/8 1426	12/3/8 1452	12/3/8 1504	12/3/8 1530
Analysis Date:	12/3/2008	12/3/2008	12/3/2008	12/3/2008	12/3/2008
Vinyl chloride	2,100	7,900	670 U	12,800	290 U
1,1-Dichloroethene	290 U	290 U	670 U	290 U	290 U
trans-1,2-Dichloroethene	670	2200	2400	3900	290 U
cis-1,2-Dichloroethene	25,700	108,300	48,500	127,000	3,200
Trichloroethene	290 U	290 U	3,100	290 U	290 U
Perchloroethene	290 U	290 U	670 U	290 U	290 U
Field Laboratory Number:	GST120108-W59	GST120108-W60	GST120108-W61	GST120108-W62	GST120108-W62 Duplicate
Client Field Description:	LC34-DPT152-10.0-20081203	LC34-DPT194-18.0-20081203	LC34-DPT194-25.0-20081203	LC34-DPT195-18.0-20081204	LC34-DPT195-18.0-20081204
Matrix:	Water & 2860 ppb	Water	Water	Water	Water
Sample Size:	0.035 ml	0.005 ml	0.035 - 0.01 ml	0.01 ml	0.003 ml
Sample Collection Date /Received:	12/3/8 1530	12/3/8 1550	12/3/8 1604	12/4/8 0840	12/4/8 0840
Analysis Date:	12/3/2008	12/4/2008	12/4/2008	12/4/2008	12/4/2008
Vinyl chloride	2570 (89.8 % Rec.)	2000 U	26,700	2,100	3300 U
1,1-Dichloroethene	2640 (92.4 % Rec.)	2000 U	290 U	1000 U	3300 U
trans-1,2-Dichloroethene	2670 (93.6 % Rec.)	4700	1500	6000	6200
cis-1,2-Dichloroethene	5740 (87.6 % Rec.)	85,900	36,400	114000 J	126,000
Trichloroethene	3200 (112.5 % Rec.)	33,800	290 U	14,700	16,100
Perchloroethene	3310 (116.8 % Rec.)	2000 U	290 U	1000 U	3300 U

All data is calculated on a wet weight basis.
All data results meet all requirements of the NELAC Standards unless test results contain qualifiers. If qualifiers are assigned, see below for qualifier description.
Note(s):

FDEP Data Qualifier Codes (Document Reference: FDEP QA-001/92) Section 10.0 Table 10.2 per field chemist's review.
U = Indicates that the compound was analyzed for but not detected at the quantitation limit. The value associated with the qualifier shall be the method detection limit.
J = Estimated value due to sample response greater than calibration curve or detected at less than lowest standard but value requested by client. Estimated values < quantitation limit do not meet NELAC.

Analytical Laboratories of Florida: Laboratory Results

Site Project Name: LC34 Mobile Lab Services
Site Location: LC 34, KSC, Fl.
Client Name: GeoSyntec Consultants (Titusville office)
Client Contact: Jim Langenbach (321-269-5880)
Analysis Methodology: EPA 8021 (subset)

Client Purchase Order Number: FL507916
Laboratory Project Name: GST120108
Laboratory Address: 535 Riverdale Drive
Merritt Island, Florida 32953
321-258-1355

Field Chemist: Dale A. Schamp
Signature: Dale A Schamp
(Draft Copy unless Signature present.)
Date: 12/15/08
NELAC Certification Number: E83934

Target Compounds	Concentration Levels in Parts per Billion (ug/L or ug/Kg)				
Field Laboratory Number:	GST120108-W63	GST120108-W64	GST120108-W65	GST120108-W66	GST120108-W67
Client Field Description:	LC34-DPT195-25.0-20081204	LC34-DPT196-18.0-20081204	LC34-DPT196-25.0-20081204	LC34-DPT197-18.0-20081204	LC34-DPT197-25.0-20081204
Matrix:	Water	Water	Water	Water	Water
Sample Size:	0.035 - 0.01 ml	0.01 ml	0.035 - 0.003 ml	0.005 ml	0.035 ml - 0.003 ml
Sample Collection Date /Received:	12/4/8 0856	12/4/8 0923	12/4/8 0938	12/4/8 1010	12/4/8 1023
Analysis Date:	12/4/2008	12/4/2008	12/4/2008	12/4/2008	12/4/2008
Vinyl chloride	37,800	1,600	15,300	2000 U	16,000
1,1-Dichloroethene	290 U	1000 U	290 U	2000 U	290 U
trans-1,2-Dichloroethene	2600	4600	1600	4500	2800
cis-1,2-Dichloroethene	37,400	85,700	54,900	102,800	91,900
Trichloroethene	290 U	9,800	290 U	16,100	290 U
Perchloroethene	290 U	1000 U	290 U	2000 U	290 U
Field Laboratory Number:	GST120108-W68	GST120108-W69	GST120108-W70	GST120108-W71	GST120108-W72
Client Field Description:	LC34-DPT126-18.0-20081204	LC34-DPT113-18.0-20081204	LC34-DPT119-18.0-20081204	LC34-DPT198-18.0-20081204	LC34-DPT198-25.0-20081204
Matrix:	Water	Water	Water	Water	Water
Sample Size:	0.01 ml	0.035 - 0.005 ml	0.035 ml	0.035 - 0.005 ml	0.05 ml
Sample Collection Date /Received:	12/4/8 1055	12/4/8 1122	12/4/8 1235	12/4/8 1321	12/4/8 1335
Analysis Date:	12/4/2008	12/4/2008	12/4/2008	12/4/2008	12/4/2008
Vinyl chloride	1000 U	1,700	1,300	1,500	8,200
1,1-Dichloroethene	1000 U	290 U	290 U	290 U	200 U
trans-1,2-Dichloroethene	1000 U	1200	870	2800	200 U
cis-1,2-Dichloroethene	40,800	36,800	25,700	48,400	2,800
Trichloroethene	3,300	290 U	290 U	290 U	200 U
Perchloroethene	1000 U	290 U	290 U	290 U	200 U

All data is calculated on a wet weight basis.
All data results meet all requirements of the NELAC Standards unless test results contain qualifiers. If qualifiers are assigned, see below for qualifier description.
Note(s):

FDEP Data Qualifier Codes (Document Reference: FDEP QA-001/92) Section 10.0 Table 10.2 per field chemist's review.
U = Indicates that the compound was analyzed for but not detected at the quantitation limit. The value associated with the qualifier shall be the method detection limit.
J = Estimated value due to sample response greater than calibration curve or detected at less than lowest standard but value requested by client. Estimated values < quantitation limit do not meet NELAC.

Analytical Laboratories of Florida: Laboratory Results

Site Project Name: LC34 Mobile Lab Services
Site Location: LC 34, KSC, Fl.
Client Name: GeoSyntec Consultants (Titusville office)
Client Contact: Jim Langenbach (321-269-5880)
Analysis Methodology: EPA 8021 (subset)

Client Purchase Order Number: FL507916
Laboratory Project Name: GST120108
Laboratory Address: 535 Riverdale Drive
Merritt Island, Florida 32953
321-258-1355

Field Chemist: Dale A. Schamp
Signature: Dale A Schamp
(Draft Copy unless Signature present.)
Date: 12/15/18
NELAC Certification Number: E83934

Target Compounds	Concentration Levels in Parts per Billion (ug/L or ug/Kg)				
Field Laboratory Number:	GST120108-W73	GST120108-W74	GST120108-W75	GST120108-W76	GST120108-W77
Client Field Description:	LC34-DPT199-18.0-20081204	LC34-DPT199-25.0-20081204	LC34-DPT200-18.0-20081204	LC34-DPT200-25.0-20081204	LC34-DPT201-18.0-20081204
Matrix:	Water	Water	Water	Water	Water
Sample Size:	0.035 - 0.005 ml	0.05 ml	0.01 ml	0.035 ml	0.005 ml
Sample Collection Date /Received:	12/4/8 1400	12/4/8 1415	12/4/8 1450	12/4/8 1505	12/4/8 1533
Analysis Date:	12/4/2008	12/4/2008	12/4/2008	12/4/2008	12/4/2008
Vinyl chloride	2,700	600	100 U	7,700	2000 U
1,1-Dichloroethene	290 U	200 U	100 U	290 U	2000 U
trans-1,2-Dichloroethene	1600	200 U	100 U	460	5400
cis-1,2-Dichloroethene	69,400	3,700	33,900	30,700	98,700
Trichloroethene	290 U	200 U	6,400	290 U	70,200
Perchloroethene	290 U	200 U	100 U	290 U	2000 U
Field Laboratory Number:	GST120108-W78	GST120108-W79	GST120108-W79 Spike	GST120108-W80	GST120108-W81
Client Field Description:	LC34-DPT201-25.0-20081204	LC34-DPT202-18.0-20081204	LC34-DPT202-18.0-20081204	LC34-DPT202-25.0-20081204	LC34-DPT203-18.0-20081205
Matrix:	Water	Water	Water & 2900 ppb	Water	Water
Sample Size:	0.01 - 0.002 ml	0.035 ml	0.035 ml	0.035 - 0.003 ml	0.035 - 0.003 ml
Sample Collection Date /Received:	12/4/8 1547	12/4/8 1621	12/4/8 1621	12/4/8 1635	12/5/8 0845
Analysis Date:	12/5/2008	12/5/2008	12/5/2008	12/5/2008	12/5/2008
Vinyl chloride	14,000	1,900	5440 (123.4 % Rec.)	8,800	3,100
1,1-Dichloroethene	1000 U	290 U	2814 (97.0 % Rec.)	290 U	290 U
trans-1,2-Dichloroethene	6500	450	3120 (93.4 % Rec.)	1000	1500
cis-1,2-Dichloroethene	132,000	15,000	17800 (109.5 % Rec.)	69,500	64,300
Trichloroethene	14,900	290 U	3070 (107.5 % Rec.)	290 U	2,100
Perchloroethene	1000 U	290 U	2900 (101.5 % Rec.)	290 U	290 U

All data is calculated on a wet weight basis.
All data results meet all requirements of the NELAC Standards unless test results contain qualifiers. If qualifiers are assigned, see below for qualifier description.
Note(s):

FDEP Data Qualifier Codes (Document Reference: FDEP QA-001/92) Section 10.0 Table 10.2 per field chemist's review.
U = Indicates that the compound was analyzed for but not detected at the quantitation limit. The value associated with the qualifier shall be the method detection limit.
J = Estimated value due to sample response greater than calibration curve or detected at less than lowest standard but value requested by client. Estimated values < quantitation limit do not meet NELAC.

Analytical Laboratories of Florida: Laboratory Results

Site Project Name: LC34 Mobile Lab Services
Site Location: LC 34, KSC, Fl.
Client Name: GeoSyntec Consultants (Titusville office)
Client Contact: Jim Langenbach (321-269-5880)
Analysis Methodology: EPA 8021 (subset)

Client Purchase Order Number: FL507916
Laboratory Project Name: GST120108
Laboratory Address: 535 Riverdale Drive
Merritt Island, Florida 32953
321-258-1355

Field Chemist: Dale A. Schamp
Signature: Dale A Schamp
(Draft Copy unless Signature present.)
Date: 12/15/8
NELAC Certification Number: E83934

Target Compounds	Concentration Levels in Parts per Billion (ug/L or ug/Kg)				
Field Laboratory Number:	GST120108-W82	GST120108-W83	GST120108-W83 Duplicate	GST120108-W84	GST120108-W85
Client Field Description:	LC34-DPT203-25.0-20081205	LC34-DPT204-18.0-20081205	LC34-DPT204-18.0-20081205	LC34-DPT204-25.0-20081205	LC34-DPT205-18.0-20081205
Matrix:	Water	Water	Water	Water	Water
Sample Size:	0.1 ml	0.05 ml	0.01 ml	0.035 ml	0.035 - 0.005 ml
Sample Collection Date /Received:	12/5/8 0902	12/5/8 0933	12/5/8 0933	12/5/8 0948	12/5/8 1047
Analysis Date:	12/5/2008	12/5/2008	12/5/2008	12/5/2008	12/5/2008
Vinyl chloride	680	1,900	1,500	3,100	1,200
1,1-Dichloroethene	100 U	200 U	1000 U	290 U	290 U
trans-1,2-Dichloroethene	100 U	1200	1000 U	290 U	1200
cis-1,2-Dichloroethene	2,800	32800 J	29,900	5,500	50,200
Trichloroethene	100 U	200 U	1000 U	290 U	290 U
Perchloroethene	100 U	200 U	1000 U	290 U	290 U
Field Laboratory Number:	GST120108-W86	GST120108-W87	GST120108-W87 Spike	GST120108-W88	GST120108-W89
Client Field Description:	LC34-DPT205-25.0-20081205	LC34-DPT206-08.0-20081205	LC34-DPT206-08.0-20081205	LC34-DPT206-18.0-20081205	LC34-DPT206-25.0-20081205
Matrix:	Water	Water	Water & 2000 ppb	Water	Water
Sample Size:	0.035 ml	0.050 ml	0.050 ml	0.035 - 0.005 ml	0.035ml
Sample Collection Date /Received:	12/5/7 1125	12/5/8 1240	12/5/8 1240	12/5/8 1300	12/5/8 1315
Analysis Date:	12/5/2008	12/5/2008	12/5/2008	12/5/2008	12/5/2008
Vinyl chloride	610	200 U	1710 (85.7 % Rec.)	380	290 U
1,1-Dichloroethene	290 U	200 U	1930 (96.4 % Rec.)	290 U	290 U
trans-1,2-Dichloroethene	290 U	200 U	1880 (93.8 % Rec.)	4300	290 U
cis-1,2-Dichloroethene	9,600	1,500	3630 (105.8 % Rec.)	49,900	2,400
Trichloroethene	290 U	200 U	1980 (99.1 % Rec.)	290 U	290 U
Perchloroethene	290 U	200 U	1810 (90.3 % Rec.)	290 U	290 U

All data is calculated on a wet weight basis.
All data results meet all requirements of the NELAC Standards unless test results contain qualifiers. If qualifiers are assigned, see below for qualifier description.
Note(s):

FDEP Data Qualifier Codes (Document Reference: FDEP QA-001/92) Section 10.0 Table 10.2 per field chemist's review.
U = Indicates that the compound was analyzed for but not detected at the quantitation limit. The value associated with the qualifier shall be the method detection limit.
J = Estimated value due to sample response greater than calibration curve or detected at less than lowest standard but value requested by client. Estimated values < quantitation limit do not meet NELAC.

Analytical Laboratories of Florida: Laboratory Results

Field Chemist: Dale A. Schamp
Signature: Dale A. Schamp
(Draft Copy unless Signature present.)
Date: 12/15/8
NELAC Certification Number: E83934

Site Project Name: LC34 Mobile Lab Services
Site Location: LC 34, KSC, Fl.
Client Name: GeoSyntec Consultants (Titusville office)
Client Contact: Jim Langenbach (321-269-5880)
Analysis Methodology: EPA 8021 (subset)

Client Purchase Order Number: FL507916
Laboratory Project Name: GST120108
Laboratory Address: 535 Riverdale Drive
Merritt Island, Florida 32953
321-258-1355

Target Compounds	Concentration Levels in Parts per Billion (ug/L or ug/Kg)				
Field Laboratory Number:	GST120108-W90	GST120108-W91	GST120108-W92	GST120108-W93	GST120108-W94
Client Field Description:	LC34-DPT207-08.0-20081205	LC34-DPT207-18.0-20081205	LC34-DPT207-25.0-20081205	LC34-DPT208-08.0-20081205	LC34-DPT208-18.0-20081205
Matrix:	Water	Water	Water	Water	Water
Sample Size:	0.25 ml	0.035 - 0.005 ml	0.025 - 0.005 ml	0.035 ml	0.035 ml
Sample Collection Date /Received:	12/5/8 1342	12/5/8 1402	12/5/8 1422	12/5/8 1458	12/5/8 1513
Analysis Date:	12/5/2008	12/5/2008	12/5/2008	12/5/2008	12/5/2008
Vinyl chloride	40 U	1,800	400 U	940	290 U
1,1-Dichloroethene	40 U	290 U	400 U	290 U	290 U
trans-1,2-Dichloroethene	40 U	940	1600	290 U	390
cis-1,2-Dichloroethene	1,200	26,600	68,400	13,200	17,400
Trichloroethene	40 U	360	2,900	2,000	290 U
Perchloroethene	40 U	290 U	400 U	290 U	290 U
Field Laboratory Number:	GST120108-W95	N/A	N/A	N/A	N/A
Client Field Description:	LC34-DPT208-25.0-20081205	N/A	N/A	N/A	N/A
Matrix:	Water	N/A	N/A	N/A	N/A
Sample Size:	0.1 ml	N/A	N/A	N/A	N/A
Sample Collection Date /Received:	12/5/7 1530	N/A	N/A	N/A	N/A
Analysis Date:	12/5/2008	N/A	N/A	N/A	N/A
Vinyl chloride	100 U	N/A	N/A	N/A	N/A
1,1-Dichloroethene	100 U	N/A	N/A	N/A	N/A
trans-1,2-Dichloroethene	100 U	N/A	N/A	N/A	N/A
cis-1,2-Dichloroethene	1,400	N/A	N/A	N/A	N/A
Trichloroethene	100 U	N/A	N/A	N/A	N/A
Perchloroethene	100 U	N/A	N/A	N/A	N/A

All data is calculated on a wet weight basis.
All data results meet all requirements of the NELAC Standards unless test results contain qualifiers. If qualifiers are assigned, see below for qualifier description.
Note(s):

FDEP Data Qualifier Codes (Document Reference: FDEP QA-001/92) Section 10.0 Table 10.2 per field chemist's review.
U = Indicates that the compound was analyzed for but not detected at the quantitation limit. The value associated with the qualifier shall be the method detection limit.
J = Estimated value due to sample response greater than calibration curve or detected at less than lowest standard but value requested by client. Estimated values < quantitation limit do not meet NELAC.

DPT SAMPLING
JANUARY 2009

LABORATORY DATA

Analytical Laboratories of Florida: Laboratory Results

Site Project Name: LC34 Mobile Lab Services
Site Location: LC 34, KSC, Fl.
Client Name: GeoSyntec Consultants (Titusville office)
Client Contact: Jim Langenbach (321-269-5880)
Analysis Methodology: EPA 8021 (subset)

Client Purchase Order Number: FL507983
Laboratory Project Name: GST012609
Laboratory Address: 535 Riverdale Drive
Merritt Island, Florida 32953
321-258-1355

Field Chemist: Dale A. Schamp
Signature: Dale A. Schamp
(Draft Copy unless Signature present.)
Date: 2/5/9
NELAC Certification Number: E83934

Target Compounds	Concentration Levels in Parts per Billion (ug/L or ug/Kg)				
Field Laboratory Number:	GST012709-W01	GST012709-W01 Duplicate	GST012709-W02	GST012709-W03	GST012709-W04
Client Field Description:	LC34-DPT209-08.0-20090126	LC34-DPT209-08.0-20090126	LC34-DPT209-18.0-20090126	LC34-DPT209-25.0-20090126	LC34-DPT210-08.0-20090126
Matrix:	Water	Water	Water	Water	Water
Sample Size:	0.035 ml	0.020 ml	0.25 ml	2 ml	0.1 ml
Sample Collection Date /Received:	1/26/9 0820	1/26/9 0820	1/26/9 0832	1/26/9 0844	1/26/9 0906
Analysis Date:	1/26/2009	1/26/2009	1/26/2009	1/26/2009	1/26/2009
Vinyl chloride	2,100	1,900	40 U	8	1,900
1,1-Dichloroethene	290 U	500 U	40 U	5 U	100 U
trans-1,2-Dichloroethene	490	500 U	40 U	5 U	450
cis-1,2-Dichloroethene	42100 J	41,900	2,700	160	27,400
Trichloroethene	290 U	500 U	40 U	9	1,800
Perchloroethene	290 U	500 U	40 U	5 U	100 U
Field Laboratory Number:	GST012709-W05	GST012709-W06	GST012709-W07	GST012709-W08	GST012709-W09
Client Field Description:	LC34-DPT210-18.0-20090126	LC34-DPT210-25.0-20090126	LC34-DPT211-08.0-20090126	LC34-DPT211-18.0-20090126	LC34-DPT211-25.0-20090126
Matrix:	Water	Water	Water	Water	Water
Sample Size:	0.1 ml	0.25 ml	0.05 ml	0.035 ml	2 ml
Sample Collection Date /Received:	1/26/9 0930	1/26/9 0940	1/26/9 1004	1/26/9 1016	1/26/9 1040
Analysis Date:	1/26/2009	1/26/2009	1/26/2009	1/26/2009	1/26/2009
Vinyl chloride	100 U	170	200	290 U	5 U
1,1-Dichloroethene	100 U	40 U	200 U	290 U	5 U
trans-1,2-Dichloroethene	100 U	40 U	200 U	290 U	5 U
cis-1,2-Dichloroethene	13,000	3,100	9,500	16,900	370
Trichloroethene	100 U	40 U	200	290 U	5 U
Perchloroethene	100 U	40 U	200 U	290 U	5 U

All data is calculated on a wet weight basis.
All data results meet all requirements of the NELAC Standards unless test results contain qualifiers. If qualifiers are assigned, see below for qualifier description.
Note(s):

FDEP Data Qualifier Codes (Document Reference: FDEP QA-001/92) Section 10.0 Table 10.2 per field chemist's review.
U = Indicates that the compound was analyzed for but not detected at the quantitation limit. The value associated with the qualifier shall be the method detection limit.
J = Estimated value due to sample response greater than calibration curve or detected at less than lowest standard but value requested by client. Estimated values < quantitation limit do not meet NELAC.

Analytical Laboratories of Florida: Laboratory Results

Site Project Name: LC34 Mobile Lab Services
Site Location: LC 34, KSC, Fl.
Client Name: GeoSyntec Consultants (Titusville office)
Client Contact: Jim Langenbach (321-269-5880)
Analysis Methodology: EPA 8021 (subset)

Client Purchase Order Number: FL507983
Laboratory Project Name: GST012609
Laboratory Address: 535 Riverdale Drive
Merritt Island, Florida 32953
321-258-1355

Field Chemist: Dale A. Schamp
Signature: Dale A Schamp
(Draft Copy unless Signature present.)
Date: 2/5/9
NELAC Certification Number: E83934

Target Compounds	Concentration Levels in Parts per Billion (ug/L or ug/Kg)				
Field Laboratory Number:	GST012709-W10	GST012709-W11	GST012709-W12	GST012709-W13	GST012709-W14
Client Field Description:	LC34-DPT212-08.0-20090126	LC34-DPT212-18.0-20090126	LC34-DPT212-25.0-20090126	LC34-DPT212-40.0-20090126	LC34-DPT213-08.0-20090126
Matrix:	Water	Water	Water	Water	Water
Sample Size:	3 ml	0.005 ml	0.005 ml	1 ml	1 ml
Sample Collection Date /Received:	1/26/9 1114	1/26/9 1014	1/26/9 1226	1/26/9 1246	1/26/9 1328
Analysis Date:	1/26/2009	1/26/2009	1/26/2009	1/26/2009	1/26/2009
Vinyl chloride	25	2000 U	31,100	10 U	10 U
1,1-Dichloroethene	3 U	2000 U	2000 U	10 U	10 U
trans-1,2-Dichloroethene	87	2000 U	2000 U	10 U	10 U
cis-1,2-Dichloroethene	230	128,000	262,000	73	78
Trichloroethene	3 U	56,700	20,200	19	10 U
Perchloroethene	3 U	2000 U	2000 U	10 U	10 U
Field Laboratory Number:	GST012709-W14 Spike	GST012709-W15	GST012709-W16	GST012709-W17	GST012709-W18
Client Field Description:	LC34-DPT213-08.0-20090126	LC34-DPT213-18.0-20090126	LC34-DPT213-25.0-20090126	LC34-DPT213-40.0-20090126	LC34-DPT214-08.0-20090126
Matrix:	Water & 100 ppb	Water	Water	Water	Water
Sample Size:	1 ml	0.003 ml	0.01 ml	1 ml	0.035 ml
Sample Collection Date /Received:	1/26/9 1328	1/26/9 1340	1/26/9 1350	1/26/9 1424	1/26/9 1512
Analysis Date:	1/26/2009	1/26/2009	1/26/2009	1/26/2009	1/26/2009
Vinyl chloride	106 (105.7 % Rec.)	7,000	17,600	10 U	650
1,1-Dichloroethene	94 (93.8 % Rec.)	2000 U	1000 U	10 U	290 U
trans-1,2-Dichloroethene	100 (99.5 % Rec.)	2000 U	1000 U	10 U	290 U
cis-1,2-Dichloroethene	17 (87.8 % Rec.)	256,000	116,000	180	15,900
Trichloroethene	99 (99.5 % Rec.)	102,000	6,000	50	290 U
Perchloroethene	96 (96.3 % Rec.)	2000 U	1000 U	10 U	290 U

All data is calculated on a wet weight basis.
All data results meet all requirements of the NELAC Standards unless test results contain qualifiers. If qualifiers are assigned, see below for qualifier description.
Note(s):

FDEP Data Qualifier Codes (Document Reference: FDEP QA-001/92) Section 10.0 Table 10.2 per field chemist's review.
U = Indicates that the compound was analyzed for but not detected at the quantitation limit. The value associated with the qualifier shall be the method detection limit.
J = Estimated value due to sample response greater than calibration curve or detected at less than lowest standard but value requested by client. Estimated values < quantitation limit do not meet NELAC.

Analytical Laboratories of Florida: Laboratory Results

Site Project Name: LC34 Mobile Lab Services
Site Location: LC 34, KSC, Fl.
Client Name: GeoSyntec Consultants (Titusville office)
Client Contact: Jim Langenbach (321-269-5880)
Analysis Methodology: EPA 8021 (subset)

Client Purchase Order Number: FL507983
Laboratory Project Name: GST012609
Laboratory Address: 535 Riverdale Drive
Merritt Island, Florida 32953
321-258-1355

Field Chemist: Dale A. Schamp
Signature: Dale A. Schamp
(Draft Copy unless Signature present.)
Date: 2/5/09
NELAC Certification Number: E83934

Target Compounds	Concentration Levels in Parts per Billion (ug/L or ug/Kg)				
Field Laboratory Number:	GST012709-W19	GST012709-W20	GST012709-W21	GST012709-W22	GST012709-W22 Duplicate
Client Field Description:	LC34-DPT214-18.0-20090126	LC34-DPT214-25.0-20090126	LC34-DPT215-08.0-20090126	LC34-DPT215-18.0-20090126	LC34-DPT215-18.0-20090126
Matrix:	Water	Water	Water	Water	Water
Sample Size:	0.025 ml	3 ml	3 ml	0.035 ml	0.004 ml
Sample Collection Date /Received:	1/26/9 1524	1/26/9 1534	1/26/9 1604	1/26/9 1614	1/26/9 1614
Analysis Date:	1/26/2009	1/26/2009	1/26/2009	1/26/2009	1/26/2009
Vinyl chloride	400 U	3 U	3 U	1,400	2500 U
1,1-Dichloroethene	400 U	3 U	3 U	290 U	2500 U
trans-1,2-Dichloroethene	400 U	3 U	3 U	1400	2500 U
cis-1,2-Dichloroethene	21,100	34	44	63500 J	59,400
Trichloroethene	400 U	4	3 U	1,600	1,900
Perchloroethene	400 U	3 U	3 U	290 U	2500 U
Field Laboratory Number:	GST012709-W23	GST012709-W24	GST012709-W25	GST012709-W26	GST012709-W27
Client Field Description:	LC34-DPT215-25.0-20090126	LC34-DPT216-08.0-20090127	LC34-DPT216-18.0-20090127	LC34-DPT216-25.0-20090127	LC34-DPT217-08.0-20090127
Matrix:	Water	Water	Water	Water	Water
Sample Size:	0.035 ml	0.05 ml	0.02 ml	0.02 ml	0.035 ml
Sample Collection Date /Received:	1/26/9 1626	1/27/9 0808	1/27/9 0820	1/27/9 0832	1/27/9 0900
Analysis Date:	1/26/2009	1/27/2009	1/27/2009	1/27/2009	1/27/2009
Vinyl chloride	290 U	200 U	4,900	2,400	290 U
1,1-Dichloroethene	290 U	200 U	500 U	500 U	290 U
trans-1,2-Dichloroethene	290 U	200 U	1100	1700	290 U
cis-1,2-Dichloroethene	15,000	10,200	82,900	134,000	14,700
Trichloroethene	290 U	320	11,000	500 U	290 U
Perchloroethene	290 U	200 U	500 U	500 U	290 U

All data is calculated on a wet weight basis.
All data results meet all requirements of the NELAC Standards unless test results contain qualifiers. If qualifiers are assigned, see below for qualifier description.
Note(s):

FDEP Data Qualifier Codes (Document Reference: FDEP QA-001/92) Section 10.0 Table 10.2 per field chemist's review.
U = Indicates that the compound was analyzed for but not detected at the quantitation limit. The value associated with the qualifier shall be the method detection limit.
J = Estimated value due to sample response greater than calibration curve or detected at less than lowest standard but value requested by client. Estimated values < quantitation limit do not meet NELAC.

Analytical Laboratories of Florida: Laboratory Results

Site Project Name: LC34 Mobile Lab Services
Site Location: LC 34, KSC, Fl.
Client Name: GeoSyntec Consultants (Titusville office)
Client Contact: Jim Langenbach (321-269-5880)
Analysis Methodology: EPA 8021 (subset)

Client Purchase Order Number: FL507983
Laboratory Project Name: GST012609
Laboratory Address: 535 Riverdale Drive
Merritt Island, Florida 32953
321-258-1355

Field Chemist: Dale A. Schamp
Signature: Dale A. Schamp
(Draft Copy unless Signature present.)
Date: 2/5/9
NELAC Certification Number: E83934

Target Compounds	Concentration Levels in Parts per Billion (ug/L or ug/Kg)				
Field Laboratory Number:	GST012709-W28	GST012709-W29	GST012709-W30	GST012709-W31	GST012709-W32
Client Field Description:	LC34-DPT217-18.0-20090127	LC34-DPT217-25.0-20090127	LC34-DPT218-08.0-20090127	LC34-DPT218-18.0-20090127	LC34-DPT218-25.0-20090127
Matrix:	Water	Water	Water	Water	Water
Sample Size:	0.01 ml	0.02 ml	0.035 ml	0.02 ml	0.02 ml
Sample Collection Date /Received:	1/27/9 0924	1/27/9 0936	1/27/9 1000	1/27/9 1010	1/27/9 1030
Analysis Date:	1/27/2009	1/27/2009	1/27/2009	1/27/2009	1/27/2009
Vinyl chloride	2,500	500 U	1,300	1,600	500 U
1,1-Dichloroethene	1000 U	500 U	290 U	500 U	500 U
trans-1,2-Dichloroethene	1300	1800	290 U	1900	640
cis-1,2-Dichloroethene	138,000	117,000	29,100	116,000	74,400
Trichloroethene	4,000	1,900	290 U	2,300	500 U
Perchloroethene	1000 U	500 U	290 U	500 U	500 U
Field Laboratory Number:	GST012709-W33	GST012709-W34	GST012709-W35	GST012709-W36	GST012709-W37
Client Field Description:	LC34-DPT219-08.0-20090127	LC34-DPT219-18.0-20090127	LC34-DPT219-25.0-20090127	LC34-DPT220-08.0-20090127	LC34-DPT220-18.0-20090127
Matrix:	Water	Water	Water	Water	Water
Sample Size:	0.035 ml	0.01 ml	0.02 ml	0.02 ml	0.1 ml
Sample Collection Date /Received:	1/27/9 1054	1/27/9 1108	1/27/9 1208	1/27/9 1252	1/27/9 1340
Analysis Date:	1/27/2009	1/27/2009	1/27/2009	1/27/2009	1/27/2009
Vinyl chloride	1,600	6,600	500 U	500 U	100 U
1,1-Dichloroethene	290 U	1000 U	500 U	500 U	100 U
trans-1,2-Dichloroethene	290 U	1600	500 U	500 U	100 U
cis-1,2-Dichloroethene	13,000	139,000	54,000	20,300	2,500
Trichloroethene	290 U	32,300	500 U	500 U	100 U
Perchloroethene	290 U	1000 U	500 U	500 U	100 U

All data is calculated on a wet weight basis.
All data results meet all requirements of the NELAC Standards unless test results contain qualifiers. If qualifiers are assigned, see below for qualifier description.
Note(s):

FDEP Data Qualifier Codes (Document Reference: FDEP QA-001/92) Section 10.0 Table 10.2 per field chemist's review.
U = Indicates that the compound was analyzed for but not detected at the quantitation limit. The value associated with the qualifier shall be the method detection limit.
J = Estimated value due to sample response greater than calibration curve or detected at less than lowest standard but value requested by client. Estimated values < quantitation limit do not meet NELAC.

Analytical Laboratories of Florida: Laboratory Results

Field Chemist: Dale A. Schamp
Signature: Dale A. Schamp
(Draft Copy unless Signature present.)
Date: 2/5/19
NELAC Certification Number: E83934

Site Project Name: LC34 Mobile Lab Services
Site Location: LC 34, KSC, Fl.
Client Name: GeoSyntec Consultants (Titusville office)
Client Contact: Jim Langenbach (321-269-5880)
Analysis Methodology: EPA 8021 (subset)

Client Purchase Order Number: FL507983
Laboratory Project Name: GST012609
Laboratory Address: 535 Riverdale Drive
Merritt Island, Florida 32953
321-258-1355

Target Compounds	Concentration Levels in Parts per Billion (ug/L or ug/Kg)				
Field Laboratory Number:	GST012709-W37 Spike	GST012709-W38	GST012709-W39	GST012709-W40	GST012709-W41
Client Field Description:	LC34-DPT220-18.0-20090127	LC34-DPT220-25.0-20090127	LC34-DPT221-08.0-20090127	LC34-DPT221-18.0-20090127	LC34-DPT221-25.0-20090127
Matrix:	Water & 1000 ppb	Water	Water	Water	Water
Sample Size:	0.1 ml	1 ml	0.05 ml	0.05 ml	0.035 ml
Sample Collection Date /Received:	1/27/9 1340	1/27/9 1314	1/27/9 1340	1/27/9 1404	1/27/9 1416
Analysis Date:	1/27/2009	1/27/2009	1/27/2009	1/27/2009	1/27/2009
Vinyl chloride	1114 (111.4 % Rec.)	10 U	940	410	290 U
1,1-Dichloroethene	902 (90.2 % Rec.)	10 U	200 U	200 U	290 U
trans-1,2-Dichloroethene	933 (93.2 % Rec.)	10 U	200 U	200 U	290 U
cis-1,2-Dichloroethene	3546 (102.7 % Rec.)	76	12,100	7,900	6,100
Trichloroethene	1065 (106.5 % Rec.)	10 U	200 U	200 U	290 U
Perchloroethene	1061 (106.1 % Rec.)	10 U	200 U	200 U	290 U
Field Laboratory Number:	GST012709-W42	GST012709-W43	GST012709-W44	GST012709-W45	GST012709-W45 Spike
Client Field Description:	LC34-DPT222-08.0-20090127	LC34-DPT222-18.0-20090127	LC34-DPT222-25.0-20090127	LC34-DPT223-08.0-20090127	LC34-DPT223-08.0-20090127
Matrix:	Water	Water	Water	Water	Water & 200 ppb
Sample Size:	0.025 ml	0.02 ml	0.1 ml	0.5 ml	0.5 ml
Sample Collection Date /Received:	1/27/9 1448	1/27/9 1458	1/27/9 1524	1/27/9 1556	1/27/9 1556
Analysis Date:	1/27/2009	1/27/2009	1/27/2009	1/27/2009	1/27/2009
Vinyl chloride	600	500 U	100 U	20 U	236 (118.9 % Rec.)
1,1-Dichloroethene	400 U	500 U	100 U	20 U	185 (94.4 % Rec.)
trans-1,2-Dichloroethene	400 U	630	100 U	20 U	195 (97.6 % Rec.)
cis-1,2-Dichloroethene	36,400	36,400	1,300	220	468 (124.2 % Rec.)
Trichloroethene	400 U	500 U	100 U	20 U	224 (112.1 % Rec.)
Perchloroethene	400 U	500 U	100 U	20 U	220 (110.4 % Rec.)

All data is calculated on a wet weight basis.
All data results meet all requirements of the NELAC Standards unless test results contain qualifiers. If qualifiers are assigned, see below for qualifier description.
Note(s):

FDEP Data Qualifier Codes (Document Reference: FDEP QA-001/92) Section 10.0 Table 10.2 per field chemist's review.
U = Indicates that the compound was analyzed for but not detected at the quantitation limit. The value associated with the qualifier shall be the method detection limit.
J = Estimated value due to sample response greater than calibration curve or detected at less than lowest standard but value requested by client. Estimated values < quantitation limit do not meet NELAC.

Analytical Laboratories of Florida: Laboratory Results

Site Project Name: LC34 Mobile Lab Services
Site Location: LC 34, KSC, Fl.
Client Name: GeoSyntec Consultants (Titusville office)
Client Contact: Jim Langenbach (321-269-5880)
Analysis Methodology: EPA 8021 (subset)

Client Purchase Order Number: FL507983
Laboratory Project Name: GST012609
Laboratory Address: 535 Riverdale Drive
Merritt Island, Florida 32953
321-258-1355

Field Chemist: Dale A. Schamp
Signature: Dale A Schamp
(Draft Copy unless Signature present.)
Date: 2/5/9
NELAC Certification Number: E83934

Target Compounds	Concentration Levels in Parts per Billion (ug/L or ug/Kg)				
Field Laboratory Number:	GST012709-W46	GST012709-W46 Duplicate	GST012709-W47	GST012709-W48	GST012709-W49
Client Field Description:	LC34-DPT223-18.0-20090127	LC34-DPT223-18.0-20090127	LC34-DPT223-25.0-20090127	LC34-DPT224-08.0-20090128	LC34-DPT224-18.0-20090128
Matrix:	Water	Water	Water	Water	Water
Sample Size:	0.01 ml	0.035 ml	0.02 ml	0.5 ml	0.02 ml
Sample Collection Date /Received:	1/27/9 1608	1/27/9 1608	1/27/9 1618	1/28/9 0820	1/28/9 0832
Analysis Date:	1/27/2009	1/27/2009	1/27/2009	1/28/2009	1/28/2009
Vinyl chloride	1000 U	290 U	500 U	790	1,100
1,1-Dichloroethene	1000 U	290 U	500 U	20 U	500 U
trans-1,2-Dichloroethene	1400	1800	500 U	37	710
cis-1,2-Dichloroethene	111,000	100,000	9,000	2,300	59,600
Trichloroethene	1000 U	290 U	500 U	22	500 U
Perchloroethene	1000 U	290 U	500 U	20 U	500 U
Field Laboratory Number:	GST012709-W50	GST012709-W51	GST012709-W52	GST012709-W53	GST012709-W54
Client Field Description:	LC34-DPT224-25.0-20090128	LC34-DPT225-08.0-20090128	LC34-DPT225-18.0-20090128	LC34-DPT225-25.0-20090128	LC34-DPT226-08.0-20090128
Matrix:	Water	Water	Water	Water	Water
Sample Size:	0.02 ml	0.1 ml	0.02 ml	0.02 ml	0.25 ml
Sample Collection Date /Received:	1/28/9 0846	1/28/9 0910	1/28/9 0932	1/28/9 0944	1/28/9 1016
Analysis Date:	1/28/2009	1/28/2009	1/28/2009	1/28/2009	1/28/2009
Vinyl chloride	4,000	100 U	1,400	7,400	210
1,1-Dichloroethene	500 U	100 U	500 U	500 U	40 U
trans-1,2-Dichloroethene	500 U	100 U	1000	500 U	40 U
cis-1,2-Dichloroethene	48,800	1,200	48,100	24,000	3,400
Trichloroethene	500 U	100 U	500 U	500 U	40 U
Perchloroethene	500 U	100 U	500 U	500 U	40 U

All data is calculated on a wet weight basis.
All data results meet all requirements of the NELAC Standards unless test results contain qualifiers. If qualifiers are assigned, see below for qualifier description.
Note(s):

FDEP Data Qualifier Codes (Document Reference: FDEP QA-001/92) Section 10.0 Table 10.2 per field chemist's review.
U = Indicates that the compound was analyzed for but not detected at the quantitation limit. The value associated with the qualifier shall be the method detection limit.
J = Estimated value due to sample response greater than calibration curve or detected at less than lowest standard but value requested by client. Estimated values < quantitation limit do not meet NELAC.

Analytical Laboratories of Florida: Laboratory Results

Site Project Name: LC34 Mobile Lab Services
Site Location: LC 34, KSC, Fl.
Client Name: GeoSyntec Consultants (Titusville office)
Client Contact: Jim Langenbach (321-269-5880)
Analysis Methodology: EPA 8021 (subset)

Client Purchase Order Number: FL507983
Laboratory Project Name: GST012609
Laboratory Address: 535 Riverdale Drive
Merritt Island, Florida 32953
321-258-1355

Field Chemist: Dale A. Schamp
Signature: Dale A Schamp
(Draft Copy unless Signature present.)
Date: 2/5/09
NELAC Certification Number: E83934

Target Compounds	Concentration Levels in Parts per Billion (ug/L or ug/Kg)				
Field Laboratory Number:	GST012709-W55	GST012709-W56	GST012709-W57	GST012709-W58	GST012709-W59
Client Field Description:	LC34-DPT226-18.0-20090128	LC34-DPT226-25.0-20090128	LC34-DPT227-08.0-20090128	LC34-DPT227-18.0-20090128	LC34-DPT227-25.0-20090128
Matrix:	Water	Water	Water	Water	Water
Sample Size:	0.02 ml	0.25 ml	0.02 ml	0.02 ml	0.02 ml
Sample Collection Date /Received:	1/28/9 1028	1/28/9 1052	1/28/9 1114	1/28/9 1224	1/28/9 1238
Analysis Date:	1/28/2009	1/28/2009	1/28/2009	1/28/2009	1/28/2009
Vinyl chloride	2,200	40 U	500 U	590	500 U
1,1-Dichloroethene	500 U	40 U	500 U	500 U	500 U
trans-1,2-Dichloroethene	640	40 U	500 U	1300	500 U
cis-1,2-Dichloroethene	73,800	820	9,700	86,000	33,400
Trichloroethene	500 U	40 U	500 U	500 U	500 U
Perchloroethene	500 U	40 U	500 U	500 U	500 U
Field Laboratory Number:	GST012709-W60	GST012709-W61	GST012709-W62	GST012709-W62 Spike	GST012709-W63
Client Field Description:	LC34-DPT228-08.0-20090128	LC34-DPT228-18.0-20090128	LC34-DPT228-25.0-20090128	LC34-DPT228-25.0-20090128	LC34-DPT229-08.0-20090128
Matrix:	Water	Water	Water	Water & 100 ppb	Water
Sample Size:	0.02 ml	1 ml	1 ml	1 ml	2 ml
Sample Collection Date /Received:	1/28/9 1310	1/28/9 1318	1/28/9 1330	1/28/9 1330	1/28/9 1352
Analysis Date:	1/28/2009	1/28/2009	1/28/2009	1/28/2009	1/28/2009
Vinyl chloride	1,000	10 U	10 U	102 (102.9 % Rec.)	29
1,1-Dichloroethene	500 U	10 U	10 U	92 (92.1 % Rec.)	5 U
trans-1,2-Dichloroethene	640	10 U	10 U	88 (88.4 % Rec.)	5 U
cis-1,2-Dichloroethene	35,200	200	33	126 (92.7 % Rec.)	120
Trichloroethene	500 U	10 U	10 U	86 (86.1 % Rec.)	5 U
Perchloroethene	500 U	10 U	10 U	85 (84.7 % Rec.)	5 U

All data is calculated on a wet weight basis.
All data results meet all requirements of the NELAC Standards unless test results contain qualifiers. If qualifiers are assigned, see below for qualifier description.
Note(s):

FDEP Data Qualifier Codes (Document Reference: FDEP QA-001/92) Section 10.0 Table 10.2 per field chemist's review.
U = Indicates that the compound was analyzed for but not detected at the quantitation limit. The value associated with the qualifier shall be the method detection limit.
J = Estimated value due to sample response greater than calibration curve or detected at less than lowest standard but value requested by client. Estimated values < quantitation limit do not meet NELAC.

Analytical Laboratories of Florida: Laboratory Results

Field Chemist: Dale A. Schamp
Signature: Dale A Schamp
(Draft Copy unless Signature present.)
Date: 2/5/9
NELAC Certification Number: E83934

Site Project Name: LC34 Mobile Lab Services
Site Location: LC 34, KSC, Fl.
Client Name: GeoSyntec Consultants (Titusville office)
Client Contact: Jim Langenbach (321-269-5880)
Analysis Methodology: EPA 8021 (subset)

Client Purchase Order Number: FL507983
Laboratory Project Name: GST012609
Laboratory Address: 535 Riverdale Drive
Merritt Island, Florida 32953
321-258-1355

Target Compounds	Concentration Levels in Parts per Billion (ug/L or ug/Kg)				
Field Laboratory Number:	GST012709-W64	GST012709-W64 Duplicate	GST012709-W65	GST012709-W66	GST012709-W67
Client Field Description:	LC34-DPT229-18.0-20090128	LC34-DPT229-18.0-20090128	LC34-DPT229-25.0-20090128	LC34-DPT230-08.0-20090128	LC34-DPT230-18.0-20090128
Matrix:	Water	Water	Water	Water	Water
Sample Size:	0.005 ml	0.005 ml	0.01 ml	0.025 - 035 ml	0.025 - 0.035 ml
Sample Collection Date /Received:	1/28/9 1420	1/28/9 1420	1/28/9 1432	1/28/9 1500	1/28/9 1510
Analysis Date:	1/28/2009	1/28/2009	1/28/2009	1/28/2009 (1/29/2009)	1/28/2009 (1/29/2009)
Vinyl chloride	2000 U	2000 U	1000 U	520	290 U
1,1-Dichloroethene	2000 U	2000 U	1000 U	290 U	290 U
trans-1,2-Dichloroethene	2000 U	2000	1400	290 U	290 U
cis-1,2-Dichloroethene	163,000	185,000	180,000	20,900	3,200
Trichloroethene	17,200	18,700	1,300	290 U	290 U
Perchloroethene	2000 U	2000 U	1000 U	290 U	290 U
Field Laboratory Number:	GST012709-W68	GST012709-W69	GST012709-W70	GST012709-W71	GST012709-W72
Client Field Description:	LC34-DPT230-25.0-20090128	LC34-DPT231-08.0-20090128	LC34-DPT231-18.0-20090128	LC34-DPT231-25.0-20090128	LC34-DPT232-08.0-20090129
Matrix:	Water	Water	Water	Water	Water
Sample Size:	1 ml	0.025 - 035 ml	0.025 - 035 ml	1 ml	0.25 ml
Sample Collection Date /Received:	1/28/9 1536	1/28/9 1554	1/28/9 1604	1/28/9 1330	1/29/9 0812
Analysis Date:	1/28/2009	1/28/2009 (1/29/2009)	1/28/2009 (1/29/2009)	1/28/2009	1/29/2009
Vinyl chloride	10 U	910	290 U	10 U	40 U
1,1-Dichloroethene	10 U	290 U	290 U	10 U	40 U
trans-1,2-Dichloroethene	10 U	290 U	290 U	10 U	40 U
cis-1,2-Dichloroethene	230	41,900	6,400	71	64
Trichloroethene	10 U	290 U	290 U	10 U	40 U
Perchloroethene	10 U	290 U	290 U	10 U	40 U

All data is calculated on a wet weight basis.
All data results meet all requirements of the NELAC Standards unless test results contain qualifiers. If qualifiers are assigned, see below for qualifier description.
Note(s):

FDEP Data Qualifier Codes (Document Reference: FDEP QA-001/92) Section 10.0 Table 10.2 per field chemist's review.
U = Indicates that the compound was analyzed for but not detected at the quantitation limit. The value associated with the qualifier shall be the method detection limit.
J = Estimated value due to sample response greater than calibration curve or detected at less than lowest standard but value requested by client. Estimated values < quantitation limit do not meet NELAC.

Analytical Laboratories of Florida: Laboratory Results

Field Chemist: Dale A. Schamp
Signature: Dale A. Schamp
(Draft Copy unless Signature present.)
Date: 2/5/19
NELAC Certification Number: E83934

Site Project Name: LC34 Mobile Lab Services
Site Location: LC 34, KSC, Fl.
Client Name: GeoSyntec Consultants (Titusville office)
Client Contact: Jim Langenbach (321-269-5880)
Analysis Methodology: EPA 8021 (subset)

Client Purchase Order Number: FL507983
Laboratory Project Name: GST012609
Laboratory Address: 535 Riverdale Drive
Merritt Island, Florida 32953
321-258-1355

Target Compounds	Concentration Levels in Parts per Billion (ug/L or ug/Kg)				
Field Laboratory Number:	GST012709-W73	GST012709-W74	GST012709-W75	GST012709-W76	GST012709-W77
Client Field Description:	LC34-DPT232-18.0-20090129	LC34-DPT232-25.0-20090129	LC34-DPT233-08.0-20090129	LC34-DPT233-18.0-20090129	LC34-DPT233-25.0-20090129
Matrix:	Water	Water	Water	Water	Water
Sample Size:	0.01 ml	0.035 - 0.005 ml	0.05 ml	0.02 - 0.002 ml	0.025 - 0.001 ml
Sample Collection Date /Received:	1/29/9 0825	1/29/9 0840	1/29/9 0912	1/29/9 0933	1/29/9 0946
Analysis Date:	1/29/2009	1/29/2009	1/29/2009	1/29/2009	1/29/2009
Vinyl chloride	13,900	8,000	200 U	2,800	10,800
1,1-Dichloroethene	1000 U	290 U	200 U	500 U	400 U
trans-1,2-Dichloroethene	4100	670	200 U	2900	4000
cis-1,2-Dichloroethene	174,000	83,600	400	183,000	367,000
Trichloroethene	12,400	290 U	200 U	7,200	3,600
Perchloroethene	1000 U	290 U	200 U	500 U	400 U
Field Laboratory Number:	GST012709-W78	GST012709-W79	GST012709-W80	GST012709-W81	GST012709-W82
Client Field Description:	LC34-DPT234-08.0-20090129	LC34-DPT234-18.0-20090129	LC34-DPT234-25.0-20090129	LC34-DPT235-08.0-20090129	LC34-DPT235-18.0-20090129
Matrix:	Water	Water	Water	Water	Water
Sample Size:	0.05 ml	0.005 ml	0.035 - 0.003 ml	0.05 ml	0.01 ml
Sample Collection Date /Received:	1/29/9 1009	1/29/9 1021	1/29/9 1041	1/29/9 1104	1/29/9 1152
Analysis Date:	1/29/2009	1/29/2009	1/29/2009	1/29/2009	1/29/2009
Vinyl chloride	200 U	2000 U	16,600	200 U	3,600
1,1-Dichloroethene	200 U	2000 U	290 U	200 U	1000 U
trans-1,2-Dichloroethene	200 U	2000 U	1200	200 U	1400
cis-1,2-Dichloroethene	940	228,000	206,000	310	161,000
Trichloroethene	200 U	27,200	290 U	200 U	4,200
Perchloroethene	200 U	2000 U	290 U	200 U	1000 U

All data is calculated on a wet weight basis.
All data results meet all requirements of the NELAC Standards unless test results contain qualifiers. If qualifiers are assigned, see below for qualifier description.
Note(s):

FDEP Data Qualifier Codes (Document Reference: FDEP QA-001/92) Section 10.0 Table 10.2 per field chemist's review.
U = Indicates that the compound was analyzed for but not detected at the quantitation limit. The value associated with the qualifier shall be the method detection limit.
J = Estimated value due to sample response greater than calibration curve or detected at less than lowest standard but value requested by client. Estimated values < quantitation limit do not meet NELAC.

Analytical Laboratories of Florida: Laboratory Results

Field Chemist: Dale A. Schamp
Signature: Dale A. Schamp
(Draft Copy unless Signature present.)
Date: 2/5/9

Site Project Name: LC34 Mobile Lab Services
Site Location: LC 34, KSC, Fl.
Client Name: GeoSyntec Consultants (Titusville office)
Client Contact: Jim Langenbach (321-269-5880)
Analysis Methodology: EPA 8021 (subset)

Client Purchase Order Number: FL507983
Laboratory Project Name: GST012609
Laboratory Address: 535 Riverdale Drive
Merritt Island, Florida 32953
321-258-1355

NELAC Certification Number: E83934

Target Compounds	Concentration Levels in Parts per Billion (ug/L or ug/Kg)				
Field Laboratory Number:	GST012709-W83	GST012709-W83 Duplicate	GST012709-W84	GST012709-W85	GST012709-W86
Client Field Description:	LC34-DPT235-25.0-20090129	LC34-DPT235-25.0-20090129	LC34-DPT236-08.0-20090129	LC34-DPT236-18.0-20090129	LC34-DPT236-25.0-20090129
Matrix:	Water	Water	Water	Water	Water
Sample Size:	0.01 ml	0.003 ml	0.05 ml	0.035 ml	0.005 ml
Sample Collection Date /Received:	1/29/9 1207	1/29/9 1207	1/29/9 1242	1/29/9 1254	1/29/9 1307
Analysis Date:	1/29/2009	1/29/2009	1/29/2009	1/29/2009	1/29/2009
Vinyl chloride	11,000	12,000	200 U	1,000	10,000
1,1-Dichloroethene	1000 U	3300 U	200 U	290 U	2000 U
trans-1,2-Dichloroethene	2100	3300 U	200 U	290 U	4000
cis-1,2-Dichloroethene	229000 J	277,000	1,300	24,500	349,000
Trichloroethene	13,000	12,600	200 U	290 U	24,100
Perchloroethene	1000 U	3300 U	200 U	290 U	2000 U
Field Laboratory Number:	GST012709-W87	GST012709-W87 Spike	GST012709-W88	GST012709-W89	GST012709-W90
Client Field Description:	LC34-DPT237-08.0-20090129	LC34-DPT237-08.0-20090129	LC34-DPT237-18.0-20090129	LC34-DPT237-25.0-20090129	LC34-DPT238-08.0-20090129
Matrix:	Water	Water & 400 ppb	Water	Water	Water
Sample Size:	0.25 ml	0.25 ml	0.02 ml	0.035 - 0.003 ml	0.05 ml
Sample Collection Date /Received:	1/29/9 1345	1/29/9 1345	1/29/9 1404	1/29/9 1416	1/29/9 1454
Analysis Date:	1/29/2009	1/29/2009	1/29/2009	1/30/2009	1/30/2009
Vinyl chloride	40 U	520 (130.9 % Rec.)	560	290 U	200 U
1,1-Dichloroethene	40 U	364 (91.2 % Rec.)	500 U	290 U	200 U
trans-1,2-Dichloroethene	40 U	383 (95.7 % Rec.)	1400	470	200 U
cis-1,2-Dichloroethene	320	482 (120.5 % Rec.)	86,300	63,500	750
Trichloroethene	40 U	356 (89.1 % Rec.)	6,100	290 U	200 U
Perchloroethene	40 U	345 (86.4 % Rec.)	500 U	290 U	200 U

All data is calculated on a wet weight basis.
All data results meet all requirements of the NELAC Standards unless test results contain qualifiers. If qualifiers are assigned, see below for qualifier description.
Note(s):

FDEP Data Qualifier Codes (Document Reference: FDEP QA-001/92) Section 10.0 Table 10.2 per field chemist's review.
U = Indicates that the compound was analyzed for but not detected at the quantitation limit. The value associated with the qualifier shall be the method detection limit.
J = Estimated value due to sample response greater than calibration curve or detected at less than lowest standard but value requested by client. Estimated values < quantitation limit do not meet NELAC.

Analytical Laboratories of Florida: Laboratory Results

Field Chemist: Dale A. Schamp
Signature: Dale A Schamp
(Draft Copy unless Signature present.)
Date: 2/5/09
NELAC Certification Number: E83934

Site Project Name: LC34 Mobile Lab Services
Site Location: LC 34, KSC, Fl.
Client Name: GeoSyntec Consultants (Titusville office)
Client Contact: Jim Langenbach (321-269-5880)
Analysis Methodology: EPA 8021 (subset)

Client Purchase Order Number: FL507983
Laboratory Project Name: GST012609
Laboratory Address: 535 Riverdale Drive
Merritt Island, Florida 32953
321-258-1355

Target Compounds	Concentration Levels in Parts per Billion (ug/L or ug/Kg)				
Field Laboratory Number:	GST012709-W91	GST012709-W92	GST012709-W93	GST012709-W94	GST012709-W95
Client Field Description:	LC34-DPT238-18.0-20090129	LC34-DPT238-25.0-20090129	LC34-DPT239-08.0-20090129	LC34-DPT239-18.0-20090129	LC34-DPT239-25.0-20090129
Matrix:	Water	Water	Water	Water	Water
Sample Size:	0.035 ml	0.1 ml	1 ml	0.035 - 003 ml	0.035 - 0.003 ml
Sample Collection Date /Received:	1/29/9 1524	1/29/9 1537	1/29/9 1601	1/29/9 1612	1/29/9 1626
Analysis Date:	1/30/2009	1/30/2009	1/30/2009	1/30/2009	1/30/2009
Vinyl chloride	3,200	10,500	10 U	1,500	10,200
1,1-Dichloroethene	290 U	100 U	10 U	290 U	290 U
trans-1,2-Dichloroethene	290 U	100 U	10 U	2000	290 U
cis-1,2-Dichloroethene	19,300	2,000	180	95,900	210,000
Trichloroethene	290 U	100 U	10 U	290 U	290 U
Perchloroethene	290 U	100 U	10 U	290 U	290 U
Field Laboratory Number:	GST012709-W96	GST012709-W97	GST012709-W98	GST012709-W99	GST012709-W100
Client Field Description:	LC34-DPT240-08.0-20090130	LC34-DPT240-18.0-20090130	LC34-DPT240-25.0-20090130	LC34-DPT241-08.0-20090130	LC34-DPT241-18.0-20090130
Matrix:	Water	Water	Water	Water	Water
Sample Size:	3 ml	0.25 ml	0.035 - 0.003 ml	3 ml	3 ml
Sample Collection Date /Received:	1/30/9 0804	1/30/9 0815	1/30/9 0830	1/30/9 0852	1/30/9 0912
Analysis Date:	1/30/2009	1/30/2009	1/30/2009	1/30/2009	1/30/2009
Vinyl chloride	3 U	560	15,100	3 U	230
1,1-Dichloroethene	3 U	40 U	290 U	3 U	3 U
trans-1,2-Dichloroethene	3 U	40 U	370	3 U	10
cis-1,2-Dichloroethene	16	5,000	89,300	3 U	80
Trichloroethene	3 U	40 U	290 U	3 U	3 U
Perchloroethene	3 U	40 U	290 U	3 U	3 U

All data is calculated on a wet weight basis.
All data results meet all requirements of the NELAC Standards unless test results contain qualifiers. If qualifiers are assigned, see below for qualifier description.
Note(s):

FDEP Data Qualifier Codes (Document Reference: FDEP QA-001/92) Section 10.0 Table 10.2 per field chemist's review.
U = Indicates that the compound was analyzed for but not detected at the quantitation limit. The value associated with the qualifier shall be the method detection limit.
J = Estimated value due to sample response greater than calibration curve or detected at less than lowest standard but value requested by client. Estimated values < quantitation limit do not meet NELAC.

Analytical Laboratories of Florida: Laboratory Results

Field Chemist: Dale A. Schamp
Signature: Dale A. Schamp
(Draft Copy unless Signature present.)
Date: 2/5/9

Site Project Name: LC34 Mobile Lab Services
Site Location: LC 34, KSC, Fl.
Client Name: GeoSyntec Consultants (Titusville office)
Client Contact: Jim Langenbach (321-269-5880)
Analysis Methodology: EPA 8021 (subset)

Client Purchase Order Number: FL507983
Laboratory Project Name: GST012609
Laboratory Address: 535 Riverdale Drive
Merritt Island, Florida 32953
321-258-1355

NELAC Certification Number: E83934

Target Compounds	Concentration Levels in Parts per Billion (ug/L or ug/Kg)				
Field Laboratory Number:	GST012709-W101	GST012709-W102	GST012709-W102 Spike	GST012709-W103	GST012709-W104
Client Field Description:	LC34-DPT241-25.0-20090130	LC34-DPT241-40.0-20090130	LC34-DPT241-40.0-20090130	LC34-DPT242-08.0-20090130	LC34-DPT242-18.0-20090130
Matrix:	Water	Water	*Water & 33 ppb*	Water	Water
Sample Size:	0.035 - 0.003 ml	3 ml	3 ml	3 ml	0.005 ml
Sample Collection Date /Received:	1/30/9 0925	1/30/9 0944	1/30/9 0944	1/30/9 1020	1/30/9 1038
Analysis Date:	1/30/2009	1/30/2009	1/30/2009	1/30/2009	1/30/2009
Vinyl chloride	14,700	22	56 (102.5 % Rec.)	26	11,600
1,1-Dichloroethene	290 U	3 U	41 (123.1 % Rec.)	3 U	2000 U
trans-1,2-Dichloroethene	1300	3 U	43 (129.3 % Rec.)	3 U	2400
cis-1,2-Dichloroethene	117,000	120	163 (121.0 % Rec.)	34	298,000
Trichloroethene	590	3 U	36 (107.2 % Rec.)	3 U	91,400
Perchloroethene	290 U	3 U	36 (107.5 % Rec.)	3 U	2000 U
Field Laboratory Number:	GST012709-W105	GST012709-W106	GST012709-W106 Duplicate	GST012709-W107	GST012709-W108
Client Field Description:	LC34-DPT242-25.0-20090130	LC34-DPT242-40.0-20090130	LC34-DPT242-40.0-20090130	LC34-DPT243-08.0-20090130	LC34-DPT243-18.0-20090130
Matrix:	Water	Water	Water	Water	Water
Sample Size:	0.02 ml	3 ml	3 ml	0.5 ml	0.005 ml
Sample Collection Date /Received:	1/30/9 1053	1/30/9 1108	1/30/9 1108	1/30/9 1223	1/30/9 1242
Analysis Date:	1/30/2009	1/30/2009	1/30/2009	1/30/2009	1/30/2009
Vinyl chloride	10,200	3 U	3 U	83	2000 U
1,1-Dichloroethene	500 U	3 U	3 U	20 U	2000 U
trans-1,2-Dichloroethene	500 U	3 U	3 U	20 U	2000 U
cis-1,2-Dichloroethene	76,900	100	120	360	171,000
Trichloroethene	1,100	20	21	20 U	45,900
Perchloroethene	500 U	3 U	3 U	20 U	2000 U

All data is calculated on a wet weight basis.
All data results meet all requirements of the NELAC Standards unless test results contain qualifiers. If qualifiers are assigned, see below for qualifier description.
Note(s):

FDEP Data Qualifier Codes (Document Reference: FDEP QA-001/92) Section 10.0 Table 10.2 per field chemist's review.
U = Indicates that the compound was analyzed for but not detected at the quantitation limit. The value associated with the qualifier shall be the method detection limit.
J = Estimated value due to sample response greater than calibration curve or detected at less than lowest standard but value requested by client. Estimated values < quantitation limit do not meet NELAC.

Analytical Laboratories of Florida: Laboratory Results

Field Chemist: Dale A. Schamp
Signature: Dale A Schamp
(Draft Copy unless Signature present.)
Date: 2/5/19
NELAC Certification Number: E83934

Site Project Name: LC34 Mobile Lab Services
Site Location: LC 34, KSC, Fl.
Client Name: GeoSyntec Consultants (Titusville office)
Client Contact: Jim Langenbach (321-269-5880)
Analysis Methodology: EPA 8021 (subset)

Client Purchase Order Number: FL507983
Laboratory Project Name: GST012609
Laboratory Address: 535 Riverdale Drive
Merritt Island, Florida 32953
321-258-1355

Target Compounds	Concentration Levels in Parts per Billion (ug/L or ug/Kg)				
Field Laboratory Number:	GST012709-W109	GST012709-W109 Duplicate	GST012709-W110	GST012709-W111	GST012709-W111 Spike
Client Field Description:	LC34-DPT243-25.0-20090130	LC34-DPT243-25.0-20090130	LC34-DPT243-40.0-20090130	LC34-DPT244-08.0-20090130	LC34-DPT244-08.0-20090130
Matrix:	Water	Water	*Water*	Water	Water & 33 ppb
Sample Size:	0.005 ml	0.005 ml	1 ml	3 ml	3 ml
Sample Collection Date /Received:	1/30/9 1256	1/30/9 1256	1/30/9 1315	1/30/9 1452	1/30/9 1452
Analysis Date:	1/31/2009	1/31/2009	1/31/2009	1/31/2009	1/31/2009
Vinyl chloride	7,000	8,300	10 U	3 U	31 (93.8 % Rec.)
1,1-Dichloroethene	2000 U	2000 U	10 U	3 U	26 (79.4 % Rec.)
trans-1,2-Dichloroethene	2000 U	2000 U	10 U	3 U	28 (84.9 % Rec.)
cis-1,2-Dichloroethene	297,000	291,000	230	12	41 (89.3 % Rec.)
Trichloroethene	65,000	66,000	49	19	46 (81.5 % Rec.)
Perchloroethene	2000 U	2000 U	10 U	3 U	25 (84.8 % Rec.)
Field Laboratory Number:	GST012709-W112	GST012709-W113	GST012709-W114	GST012709-W115	GST012709-W116
Client Field Description:	LC34-DPT244-18.0-20090130	LC34-DPT244-25.0-20090130	LC34-DPT244-40.0-20090130	LC34-DPT245-08.0-20090130	LC34-DPT245-18.0-20090130
Matrix:	Water	Water	Water	Water	Water
Sample Size:	0.1 ml	0.005 ml	0.1 ml	3 ml	0.25 ml
Sample Collection Date /Received:	1/30/9 1502	1/30/9 1515	1/30/9 1528	1/30/9 1604	1/30/9 1614
Analysis Date:	1/31/2009	1/31/2009	1/31/2009	1/31/2009	1/31/2009
Vinyl chloride	130	2000 U	100 U	3 U	42
1,1-Dichloroethene	100 U	2000 U	100 U	3 U	40 U
trans-1,2-Dichloroethene	190	2900	100 U	3 U	40 U
cis-1,2-Dichloroethene	6,400	101,000	610	3 U	2,300
Trichloroethene	100 U	58,600	100 U	3 U	40 U
Perchloroethene	100 U	2000 U	100 U	3 U	40 U

All data is calculated on a wet weight basis.
All data results meet all requirements of the NELAC Standards unless test results contain qualifiers. If qualifiers are assigned, see below for qualifier description.
Note(s):

FDEP Data Qualifier Codes (Document Reference: FDEP QA-001/92) Section 10.0 Table 10.2 per field chemist's review.
U = Indicates that the compound was analyzed for but not detected at the quantitation limit. The value associated with the qualifier shall be the method detection limit.
J = Estimated value due to sample response greater than calibration curve or detected at less than lowest standard but value requested by client. Estimated values < quantitation limit do not meet NELAC.

Analytical Laboratories of Florida: Laboratory Results

Site Project Name: LC34 Mobile Lab Services
Site Location: LC 34, KSC, Fl.
Client Name: GeoSyntec Consultants (Titusville office)
Client Contact: Jim Langenbach (321-269-5880)
Analysis Methodology: EPA 8021 (subset)

Client Purchase Order Number: FL507983
Laboratory Project Name: GST012609
Laboratory Address: 535 Riverdale Drive
Merritt Island, Florida 32953
321-258-1355

Field Chemist: Dale A. Schamp
Signature: Dale A Schamp
(Draft Copy unless Signature present.)
Date: 2/5/9
NELAC Certification Number: E83934

Target Compounds	Concentration Levels in Parts per Billion (ug/L or ug/Kg)				
Field Laboratory Number:	GST012709-W117	N/A	N/A	N/A	N/A
Client Field Description:	LC34-DPT245-25.0-20090130	N/A	N/A	N/A	N/A
Matrix:	Water	N/A	N/A	N/A	N/A
Sample Size:	0.035 - 0.003 ml	N/A	N/A	N/A	N/A
Sample Collection Date /Received:	1/30/9 1627	N/A	N/A	N/A	N/A
Analysis Date:	1/31/2009	N/A	N/A	N/A	N/A
Vinyl chloride	7,200	N/A	N/A	N/A	N/A
1,1-Dichloroethene	290 U	N/A	N/A	N/A	N/A
trans-1,2-Dichloroethene	1200	N/A	N/A	N/A	N/A
cis-1,2-Dichloroethene	114,000	N/A	N/A	N/A	N/A
Trichloroethene	290 U	N/A	N/A	N/A	N/A
Perchloroethene	290 U	N/A	N/A	N/A	N/A
Field Laboratory Number:	N/A	N/A	N/A	N/A	N/A
Client Field Description:	N/A	N/A	N/A	N/A	N/A
Matrix:	N/A	N/A	N/A	N/A	N/A
Sample Size:	N/A	N/A	N/A	N/A	N/A
Sample Collection Date /Received:	N/A	N/A	N/A	N/A	N/A
Analysis Date:	N/A	N/A	N/A	N/A	N/A
Vinyl chloride	N/A	N/A	N/A	N/A	N/A
1,1-Dichloroethene	N/A	N/A	N/A	N/A	N/A
trans-1,2-Dichloroethene	N/A	N/A	N/A	N/A	N/A
cis-1,2-Dichloroethene	N/A	N/A	N/A	N/A	N/A
Trichloroethene	N/A	N/A	N/A	N/A	N/A
Perchloroethene	N/A	N/A	N/A	N/A	N/A

All data is calculated on a wet weight basis.
All data results meet all requirements of the NELAC Standards unless test results contain qualifiers. If qualifiers are assigned, see below for qualifier description.
Note(s):

FDEP Data Qualifier Codes (Document Reference: FDEP QA-001/92) Section 10.0 Table 10.2 per field chemist's review.
U = Indicates that the compound was analyzed for but not detected at the quantitation limit. The value associated with the qualifier shall be the method detection limit.
J = Estimated value due to sample response greater than calibration curve or detected at less than lowest standard but value requested by client. Estimated values < quantitation limit do not meet NELAC.

DPT SAMPLING
MARCH 2009

LABORATORY DATA

Analytical Laboratories of Florida: Laboratory Results

Site Project Name: LC34 Mobile Lab Services
Site Location: LC 34, KSC, Fl.
Client Name: GeoSyntec Consultants (Titusville office)
Client Contact: Jim Langenbach (321-269-5880)
Analysis Methodology: EPA 8021 (subset)

Client Work Order Number: 508040
Laboratory Project Name: GST031909
Laboratory Address: 535 Riverdale Drive
Merritt Island, Florida 32953
321-258-1355

Field Chemist: Dale A. Schamp
Signature: Dale A Schamp
(Draft Copy unless Signature present.)
Date: 3/29/9
NELAC Certification Number: E83934

Target Compounds	Concentration Levels in Parts per Billion (ug/L or ug/Kg)				
Field Laboratory Number:	GST031909-W01	GST031909-W02	GST031909-W03	GST031909-W04	GST031909-W05
Client Field Description:	LC34-DPT0188-14.0-20090319	LC34-DPT0188-27.0-20090319	LC34-DPT0188-32.0-20090319	LC34-DPT0188-43.0-20090319	LC34-DPT0188-58.0-20090319
Matrix:	Water	Water	Water	Water	Water
Sample Size:	0.5 ml	0.1 ml	3 ml	3 ml	10 ml
Sample Collection Date /Received:	3/19/9 1018	3/19/9 1028	3/19/9 1038	3/19/9 1056	3/19/9 1120
Analysis Date:	3/19/2009	3/19/2009	3/19/2009	3/19/2009	3/19/2009
Vinyl chloride	390	9,700	68	12	1 U
1,1-Dichloroethene	20 U	100 U	3 U	3 U	1 U
trans-1,2-Dichloroethene	55	100 U	3 U	3 U	1 U
cis-1,2-Dichloroethene	1,300	1,100	33	51	6
Trichloroethene	20 U	100 U	3 U	3 U	1 U
Perchloroethene	20 U	100 U	3 U	3 U	1 U
Field Laboratory Number:	GST031909-W06	GST031909-W07	GST031909-W07 Duplicate	GST031909-W08	GST031909-W09
Client Field Description:	LC34-DPT246-14.0-20090319	LC34-DPT246-27.0-20090319	LC34-DPT246-27.0-20090319	LC34-DPT246-32.0-20090319	LC34-DPT246-43.0-20090319
Matrix:	Water	Water	Water	Water	Water
Sample Size:	0.05 ml	0.05 ml	0.05 ml	2 ml	10 ml
Sample Collection Date /Received:	3/19/9 1220	3/19/9 1234	3/19/9 1234	3/19/9 1245	3/19/9 1314
Analysis Date:	3/19/2009	3/19/2009	3/19/2009	3/19/2009	3/19/2009
Vinyl chloride	200 U	1,800	2,300	30	1 U
1,1-Dichloroethene	200 U	200 U	200 U	5 U	1 U
trans-1,2-Dichloroethene	200 U	220	240	8	1 U
cis-1,2-Dichloroethene	2,100	8,200	9,500	160	4
Trichloroethene	200 U	200 U	200 U	5 U	1 U
Perchloroethene	200 U	200 U	200 U	5 U	1 U

All data is calculated on a wet weight basis.
All data results meet all requirements of the NELAC Standards unless test results contain qualifiers. If qualifiers are assigned, see below for qualifier description.
Note(s):

FDEP Data Qualifier Codes (Document Reference: FDEP QA-001/92) Section 10.0 Table 10.2 per field chemist's review.
U = Indicates that the compound was analyzed for but not detected at the quantitation limit. The value associated with the qualifier shall be the method detection limit.
J = Estimated value due to sample response greater than calibration curve.

Analytical Laboratories of Florida: Laboratory Results

Site Project Name: LC34 Mobile Lab Services
Site Location: LC 34, KSC, Fl.
Client Name: GeoSyntec Consultants (Titusville office)
Client Contact: Jim Langenbach (321-269-5880)
Analysis Methodology: EPA 8021 (subset)

Client Purchase Order Number: 508040
Laboratory Project Name: GST031909
Laboratory Address: 535 Riverdale Drive
Merritt Island, Florida 32953
321-258-1355

Field Chemist: Dale A. Schamp
Signature: Dale A Schamp
(Draft Copy unless Signature present.)
Date: 3/29/9
NELAC Certification Number: E83934

Target Compounds	Concentration Levels in Parts per Billion (ug/L or ug/Kg)				
Field Laboratory Number:	GST031909-W10	GST031909-W10 Spike	GST031909-W11	GST031909-W12	GST031909-W13
Client Field Description:	LC34-DPT246-58.0-20090319	LC34-DPT246-58.0-20090319	LC34-DPT247-14.0-20090319	LC34-DPT247-27.0-20090319	LC34-DPT247-32.0-20090319
Matrix:	Water	Water & 50 ppb	Water	Water	Water
Sample Size:	2 ml	2 ml	0.05 ml	0.01 - 0.035 ml	0.01 - 0.035 ml
Sample Collection Date /Received:	3/19/9 1328	3/19/9 1328	3/19/9 1400	3/19/9 1412	3/19/9 1432
Analysis Date:	3/19/2009	3/19/2009	3/19/2009	3/19/2009	3/19/2009
Vinyl chloride	7	71 (127.6 % Rec.)	300	35,100	11,100
1,1-Dichloroethene	5 U	56 (112.8 % Rec.)	200 U	290 U	290 U
trans-1,2-Dichloroethene	5 U	59 (117.3 % Rec.)	200 U	630	320
cis-1,2-Dichloroethene	160	209 (105.2 % Rec.)	5,400	63,600	57,300
Trichloroethene	5 U	54 (108.0 % Rec.)	200 U	290 U	290 U
Perchloroethene	5 U	53 (106.5 % Rec.)	200 U	290 U	290 U
Field Laboratory Number:	GST031909-W14	GST031909-W15	N/A	N/A	N/A
Client Field Description:	LC34-DPT247-43.0-20090319	LC34-DPT247-58.0-20090319	N/A	N/A	N/A
Matrix:	Water	Water	N/A	N/A	N/A
Sample Size:	2 ml	2 ml	N/A	N/A	N/A
Sample Collection Date /Received:	3/19/9 1446	3/19/9 1500	N/A	N/A	N/A
Analysis Date:	3/19/2009	3/19/2009	N/A	N/A	N/A
Vinyl chloride	5 U	15	N/A	N/A	N/A
1,1-Dichloroethene	5 U	5 U	N/A	N/A	N/A
trans-1,2-Dichloroethene	5 U	5 U	N/A	N/A	N/A
cis-1,2-Dichloroethene	5 U	52	N/A	N/A	N/A
Trichloroethene	5 U	5 U	N/A	N/A	N/A
Perchloroethene	5 U	5 U	N/A	N/A	N/A

All data is calculated on a wet weight basis.
All data results meet all requirements of the NELAC Standards unless test results contain qualifiers. If qualifiers are assigned, see below for qualifier description.
Note(s):

FDEP Data Qualifier Codes (Document Reference: FDEP QA-001/92) Section 10.0 Table 10.2 per field chemist's review.
U = Indicates that the compound was analyzed for but not detected at the quantitation limit. The value associated with the qualifier shall be the method detection limit.
J = Estimated value due to sample response greater than calibration curve.

SOIL SAMPLING
JULY 2009

LABORATORY DATA



Technical Report for

Geosyntec Consultants

LC34 Dynamic Testing; CCAFS, FL

FO0552B

Accutest Job Number: F66732

Sampling Date: 07/16/09

Report to:

Geosyntec Consultants
6770 South Washington Ave. Suite 3
Titusville, FL 32780
jlangenbach@geosyntec.com; RDaprato@Geosyntec.com;
EGuyer@GeoSyntec.com; AMontgomery@GeoSyntec.com
ATTN: Jim Lagenbach

Total number of pages in report: **27**

ACCREDITED IN ACCORDANCE WITH nelac

Test results contained within this data package meet the requirements of the National Environmental Laboratory Accreditation Conference and/or state specific certification programs as applicable.

Harry Behzadi, Ph.D.
Laboratory Director

Client Service contact: Sue Bell 407-425-6700

ACCUTEST LABORATORIES 50 YEARS 1956-2006

Certifications: FL (DOH E83510), NC (573), NJ (FL002), MA (FL946), IA (366), LA (03051), KS (E-10327), SC, AK

This report shall not be reproduced, except in its entirety, without the written approval of Accutest Laboratories.
Test results relate only to samples analyzed.

Accutest Laboratories is the sole authority for authorizing edits or modifications to this document. Unauthorized modification of this report is strictly prohibited.

Sections: 1 2 3 4 5

Table of Contents

Section 1: Sample Summary **3**
Section 2: Case Narrative/Conformance Summary **4**
Section 3: Sample Results **5**
3.1: F66732-1: LC34-SB1000-037.0-20090716 6
3.2: F66732-2: LC34-SB1000-042.0-20090716 8
3.3: F66732-3: LC34-SB1000-044.5-20090716 10
3.4: F66732-4: LC34-SB1000-047.0-20090716 12
3.5: F66732-5: LC34-SB1000-048.5-20090716 14
3.6: F66732-6: LC34-SB1000-053.0-20090716 16
Section 4: Misc. Forms **18**
4.1: Chain of Custody 19
Section 5: GC/MS Volatiles - QC Data Summaries **21**
5.1: Method Blank Summary 22
5.2: Blank Spike Summary 24
5.3: Matrix Spike/Matrix Spike Duplicate Summary 26

Sample Summary

Geosyntec Consultants

Job No: F66732

LC34 Dynamic Testing; CCAFS, FL
Project No: FO0552B

Sample Number	Collected Date	Time	By	Received	Matrix Code	Type	Client Sample ID
F66732-1	07/16/09	12:20	RD	07/18/09	SO	Soil	LC34-SB1000-037.0-20090716
F66732-2	07/16/09	12:05	RD	07/18/09	SO	Soil	LC34-SB1000-042.0-20090716
F66732-3	07/16/09	12:00	RD	07/18/09	SO	Soil	LC34-SB1000-044.5-20090716
F66732-4	07/16/09	11:55	RD	07/18/09	SO	Soil	LC34-SB1000-047.0-20090716
F66732-5	07/16/09	11:50	RD	07/18/09	SO	Soil	LC34-SB1000-048.5-20090716
F66732-6	07/16/09	12:25	RD	07/18/09	SO	Soil	LC34-SB1000-053.0-20090716

Soil samples reported on a dry weight basis unless otherwise indicated on result page.

SAMPLE DELIVERY GROUP CASE NARRATIVE

Client: Geosyntec Consultants **Job No:** F66732

Site: LC34 Dynamic Testing; CCAFS, FL **Report Date** 7/28/2009 3:51:22 PM

6 Samples were collected on 07/16/2009 and received at Accutest on 07/18/2009 properly preserved, at 3.6 Deg. C and intact. These Samples received an Accutest job number of F66732. A listing of the Laboratory Sample ID, Client Sample ID and dates of collection are presented in the Results Summary Section of this report.

Except as noted below, all method specified calibrations and quality control performance criteria were met for this job. For more information, please refer to QC summary pages.

Volatiles by GCMS By Method SW846 8260B

Matrix: SO **Batch ID:** VG2226

All samples were analyzed within the recommended method holding time.

Sample(s) F66522-2MS, F66522-2MSD were used as the QC samples indicated.

Sample(s) F66732-3 have compound(s) reported with a "V" qualifier, indicating analyte is found in the associated method blank.

Matrix Spike Recovery(s) for 1,1,2-Trichloroethane, 4-Methyl-2-pentanone are outside control limits. Probable cause due to matrix interference.

Matrix Spike Duplicate Recovery(s) for 1,1,2-Trichloroethane, 2-Hexanone are outside control limits. Probable cause due to matrix interference.

Wet Chemistry By Method SM19 2540B M

Matrix: SO **Batch ID:** GN35914

Sample(s) F66692-1DUP were used as the QC samples for Solids, Percent.

Accutest Laboratories Southeast (ALSE) certifies that this report meets the project requirements for analytical data produced for the samples as received at ALSE and as stated on the COC. ALSE certifies that the data meets the Data Quality Objectives for precision, accuracy and completeness as specified in the ALSE Quality Manual except as noted above. This report is to be used in its entirety. ALSE is not responsible for any assumptions of data quality if partial data packages are used

Narrative prepared by:

Date: July 28, 2009

Svetlana Izosimova, QAO (signature on file)

Sample Results

Report of Analysis

Report of Analysis

Client Sample ID:	LC34-SB1000-037.0-20090716		
Lab Sample ID:	F66732-1	**Date Sampled:**	07/16/09
Matrix:	SO - Soil	**Date Received:**	07/18/09
Method:	SW846 8260B	**Percent Solids:**	76.4
Project:	LC34 Dynamic Testing; CCAFS, FL		

	File ID	DF	Analyzed	By	Prep Date	Prep Batch	Analytical Batch
Run #1	G0059152.D	1	07/21/09	MM	n/a	n/a	VG2226
Run #2							

	Initial Weight	Final Volume	Methanol Aliquot
Run #1	8.60 g	5.0 ml	20.0 ul
Run #2			

VOA TCL List

CAS No.	Compound	Result	RL	MDL	Units	Q
67-64-1	Acetone	6700 U	13000	6700	ug/kg	
71-43-2	Benzene	270 U	1300	270	ug/kg	
75-27-4	Bromodichloromethane	320 U	1300	320	ug/kg	
75-25-2	Bromoform	400 U	1300	400	ug/kg	
108-90-7	Chlorobenzene	270 U	1300	270	ug/kg	
75-00-3	Chloroethane	530 U	1300	530	ug/kg	
67-66-3	Chloroform	450 U	1300	450	ug/kg	
75-15-0	Carbon disulfide	290 U	1300	290	ug/kg	
56-23-5	Carbon tetrachloride	370 U	1300	370	ug/kg	
75-34-3	1,1-Dichloroethane	530 U	1300	530	ug/kg	
75-35-4	1,1-Dichloroethylene	350 U	1300	350	ug/kg	
107-06-2	1,2-Dichloroethane	290 U	1300	290	ug/kg	
78-87-5	1,2-Dichloropropane	370 U	1300	370	ug/kg	
124-48-1	Dibromochloromethane	270 U	1300	270	ug/kg	
156-59-2	cis-1,2-Dichloroethylene	4940	1300	430	ug/kg	
10061-01-5	cis-1,3-Dichloropropene	350 U	1300	350	ug/kg	
156-60-5	trans-1,2-Dichloroethylene	320 U	1300	320	ug/kg	
10061-02-6	trans-1,3-Dichloropropene	270 U	1300	270	ug/kg	
100-41-4	Ethylbenzene	270 U	1300	270	ug/kg	
591-78-6	2-Hexanone	1300 U	6700	1300	ug/kg	
108-10-1	4-Methyl-2-pentanone	1700 U	6700	1700	ug/kg	
74-83-9	Methyl bromide	590 U	1300	590	ug/kg	
74-87-3	Methyl chloride	640 U	1300	640	ug/kg	
75-09-2	Methylene chloride	1300 U	2700	1300	ug/kg	
78-93-3	Methyl ethyl ketone	2200 U	6700	2200	ug/kg	
100-42-5	Styrene	270 U	1300	270	ug/kg	
71-55-6	1,1,1-Trichloroethane	290 U	1300	290	ug/kg	
79-34-5	1,1,2,2-Tetrachloroethane	480 U	1300	480	ug/kg	
79-00-5	1,1,2-Trichloroethane	270 U	1300	270	ug/kg	
127-18-4	Tetrachloroethylene	320 U	1300	320	ug/kg	
108-88-3	Toluene	270 U	1300	270	ug/kg	
79-01-6	Trichloroethylene	42700	1300	320	ug/kg	

U = Not detected MDL - Method Detection Limit I = Result > = MDL but < RL J = Estimated value
RL = Reporting Limit = PQL V = Indicates analyte found in associated method blank
L = Indicates value exceeds calibration range N = Indicates presumptive evidence of a compound

Report of Analysis

Client Sample ID:	LC34-SB1000-037.0-20090716		
Lab Sample ID:	F66732-1	**Date Sampled:**	07/16/09
Matrix:	SO - Soil	**Date Received:**	07/18/09
Method:	SW846 8260B	**Percent Solids:**	76.4
Project:	LC34 Dynamic Testing; CCAFS, FL		

VOA TCL List

CAS No.	Compound	Result	RL	MDL	Units	Q
75-01-4	Vinyl chloride	530 U	1300	530	ug/kg	
1330-20-7	Xylene (total)	780 U	4000	780	ug/kg	

CAS No.	Surrogate Recoveries	Run# 1	Run# 2	Limits
1868-53-7	Dibromofluoromethane	100%		80-121%
2037-26-5	Toluene-D8	93%		71-130%
460-00-4	4-Bromofluorobenzene	102%		59-148%
17060-07-0	1,2-Dichloroethane-D4	104%		77-123%

U = Not detected MDL - Method Detection Limit
RL = Reporting Limit = PQL
L = Indicates value exceeds calibration range
I = Result > = MDL but < RL J = Estimated value
V = Indicates analyte found in associated method blank
N = Indicates presumptive evidence of a compound

Report of Analysis

Client Sample ID:	LC34-SB1000-042.0-20090716		
Lab Sample ID:	F66732-2	**Date Sampled:**	07/16/09
Matrix:	SO - Soil	**Date Received:**	07/18/09
Method:	SW846 8260B	**Percent Solids:**	72.5
Project:	LC34 Dynamic Testing; CCAFS, FL		

	File ID	DF	Analyzed	By	Prep Date	Prep Batch	Analytical Batch
Run #1	G0059153.D	1	07/21/09	MM	n/a	n/a	VG2226
Run #2							

	Initial Weight	Final Volume	Methanol Aliquot
Run #1	4.87 g	5.0 ml	20.0 ul
Run #2			

VOA TCL List

CAS No.	Compound	Result	RL	MDL	Units	Q
67-64-1	Acetone	11000 U	22000	11000	ug/kg	
71-43-2	Benzene	450 U	2200	450	ug/kg	
75-27-4	Bromodichloromethane	540 U	2200	540	ug/kg	
75-25-2	Bromoform	670 U	2200	670	ug/kg	
108-90-7	Chlorobenzene	450 U	2200	450	ug/kg	
75-00-3	Chloroethane	900 U	2200	900	ug/kg	
67-66-3	Chloroform	760 U	2200	760	ug/kg	
75-15-0	Carbon disulfide	490 U	2200	490	ug/kg	
56-23-5	Carbon tetrachloride	630 U	2200	630	ug/kg	
75-34-3	1,1-Dichloroethane	900 U	2200	900	ug/kg	
75-35-4	1,1-Dichloroethylene	580 U	2200	580	ug/kg	
107-06-2	1,2-Dichloroethane	490 U	2200	490	ug/kg	
78-87-5	1,2-Dichloropropane	630 U	2200	630	ug/kg	
124-48-1	Dibromochloromethane	450 U	2200	450	ug/kg	
156-59-2	cis-1,2-Dichloroethylene	5820	2200	720	ug/kg	
10061-01-5	cis-1,3-Dichloropropene	580 U	2200	580	ug/kg	
156-60-5	trans-1,2-Dichloroethylene	540 U	2200	540	ug/kg	
10061-02-6	trans-1,3-Dichloropropene	450 U	2200	450	ug/kg	
100-41-4	Ethylbenzene	450 U	2200	450	ug/kg	
591-78-6	2-Hexanone	2200 U	11000	2200	ug/kg	
108-10-1	4-Methyl-2-pentanone	2900 U	11000	2900	ug/kg	
74-83-9	Methyl bromide	990 U	2200	990	ug/kg	
74-87-3	Methyl chloride	1100 U	2200	1100	ug/kg	
75-09-2	Methylene chloride	2200 U	4500	2200	ug/kg	
78-93-3	Methyl ethyl ketone	3700 U	11000	3700	ug/kg	
100-42-5	Styrene	450 U	2200	450	ug/kg	
71-55-6	1,1,1-Trichloroethane	490 U	2200	490	ug/kg	
79-34-5	1,1,2,2-Tetrachloroethane	810 U	2200	810	ug/kg	
79-00-5	1,1,2-Trichloroethane	450 U	2200	450	ug/kg	
127-18-4	Tetrachloroethylene	540 U	2200	540	ug/kg	
108-88-3	Toluene	450 U	2200	450	ug/kg	
79-01-6	Trichloroethylene	56200	2200	540	ug/kg	

U = Not detected MDL - Method Detection Limit I = Result > = MDL but < RL J = Estimated value
RL = Reporting Limit = PQL V = Indicates analyte found in associated method blank
L = Indicates value exceeds calibration range N = Indicates presumptive evidence of a compound

Report of Analysis

Client Sample ID:	LC34-SB1000-042.0-20090716		
Lab Sample ID:	F66732-2	**Date Sampled:**	07/16/09
Matrix:	SO - Soil	**Date Received:**	07/18/09
Method:	SW846 8260B	**Percent Solids:**	72.5
Project:	LC34 Dynamic Testing; CCAFS, FL		

VOA TCL List

CAS No.	Compound	Result	RL	MDL	Units	Q
75-01-4	Vinyl chloride	900 U	2200	900	ug/kg	
1330-20-7	Xylene (total)	1300 U	6700	1300	ug/kg	

CAS No.	Surrogate Recoveries	Run# 1	Run# 2	Limits
1868-53-7	Dibromofluoromethane	101%		80-121%
2037-26-5	Toluene-D8	94%		71-130%
460-00-4	4-Bromofluorobenzene	98%		59-148%
17060-07-0	1,2-Dichloroethane-D4	106%		77-123%

U = Not detected MDL - Method Detection Limit
RL = Reporting Limit = PQL
L = Indicates value exceeds calibration range
I = Result > = MDL but < RL J = Estimated value
V = Indicates analyte found in associated method blank
N = Indicates presumptive evidence of a compound

Report of Analysis

Client Sample ID:	LC34-SB1000-044.5-20090716		
Lab Sample ID:	F66732-3	**Date Sampled:**	07/16/09
Matrix:	SO - Soil	**Date Received:**	07/18/09
Method:	SW846 8260B	**Percent Solids:**	76.2
Project:	LC34 Dynamic Testing; CCAFS, FL		

	File ID	DF	Analyzed	By	Prep Date	Prep Batch	Analytical Batch
Run #1	G0059148.D	1	07/21/09	MM	n/a	n/a	VG2226
Run #2							

	Initial Weight	Final Volume	Methanol Aliquot
Run #1	4.33 g	5.0 ml	50.0 ul
Run #2			

VOA TCL List

CAS No.	Compound	Result	RL	MDL	Units	Q
67-64-1	Acetone	4600 U	9100	4600	ug/kg	
71-43-2	Benzene	180 U	910	180	ug/kg	
75-27-4	Bromodichloromethane	220 U	910	220	ug/kg	
75-25-2	Bromoform	270 U	910	270	ug/kg	
108-90-7	Chlorobenzene	180 U	910	180	ug/kg	
75-00-3	Chloroethane	370 U	910	370	ug/kg	
67-66-3	Chloroform	310 U	910	310	ug/kg	
75-15-0	Carbon disulfide	200 U	910	200	ug/kg	
56-23-5	Carbon tetrachloride	260 U	910	260	ug/kg	
75-34-3	1,1-Dichloroethane	370 U	910	370	ug/kg	
75-35-4	1,1-Dichloroethylene	240 U	910	240	ug/kg	
107-06-2	1,2-Dichloroethane	200 U	910	200	ug/kg	
78-87-5	1,2-Dichloropropane	260 U	910	260	ug/kg	
124-48-1	Dibromochloromethane	180 U	910	180	ug/kg	
156-59-2	cis-1,2-Dichloroethylene	4890	910	290	ug/kg	
10061-01-5	cis-1,3-Dichloropropene	240 U	910	240	ug/kg	
156-60-5	trans-1,2-Dichloroethylene	220 U	910	220	ug/kg	
10061-02-6	trans-1,3-Dichloropropene	180 U	910	180	ug/kg	
100-41-4	Ethylbenzene	180 U	910	180	ug/kg	
591-78-6	2-Hexanone	1590	4600	910	ug/kg	VI
108-10-1	4-Methyl-2-pentanone	1200 U	4600	1200	ug/kg	
74-83-9	Methyl bromide	400 U	910	400	ug/kg	
74-87-3	Methyl chloride	440 U	910	440	ug/kg	
75-09-2	Methylene chloride	910 U	1800	910	ug/kg	
78-93-3	Methyl ethyl ketone	1500 U	4600	1500	ug/kg	
100-42-5	Styrene	180 U	910	180	ug/kg	
71-55-6	1,1,1-Trichloroethane	200 U	910	200	ug/kg	
79-34-5	1,1,2,2-Tetrachloroethane	330 U	910	330	ug/kg	
79-00-5	1,1,2-Trichloroethane	180 U	910	180	ug/kg	
127-18-4	Tetrachloroethylene	220 U	910	220	ug/kg	
108-88-3	Toluene	180 U	910	180	ug/kg	
79-01-6	Trichloroethylene	25400	910	220	ug/kg	

U = Not detected MDL - Method Detection Limit
RL = Reporting Limit = PQL
L = Indicates value exceeds calibration range

I = Result > = MDL but < RL J = Estimated value
V = Indicates analyte found in associated method blank
N = Indicates presumptive evidence of a compound

Report of Analysis

Client Sample ID:	LC34-SB1000-044.5-20090716		
Lab Sample ID:	F66732-3	**Date Sampled:**	07/16/09
Matrix:	SO - Soil	**Date Received:**	07/18/09
Method:	SW846 8260B	**Percent Solids:**	76.2
Project:	LC34 Dynamic Testing; CCAFS, FL		

VOA TCL List

CAS No.	Compound	Result	RL	MDL	Units	Q
75-01-4	Vinyl chloride	370 U	910	370	ug/kg	
1330-20-7	Xylene (total)	530 U	2700	530	ug/kg	

CAS No.	Surrogate Recoveries	Run# 1	Run# 2	Limits
1868-53-7	Dibromofluoromethane	100%		80-121%
2037-26-5	Toluene-D8	94%		71-130%
460-00-4	4-Bromofluorobenzene	102%		59-148%
17060-07-0	1,2-Dichloroethane-D4	101%		77-123%

U = Not detected MDL - Method Detection Limit
RL = Reporting Limit = PQL
L = Indicates value exceeds calibration range
I = Result > = MDL but < RL J = Estimated value
V = Indicates analyte found in associated method blank
N = Indicates presumptive evidence of a compound

Report of Analysis

Client Sample ID:	LC34-SB1000-047.0-20090716		
Lab Sample ID:	F66732-4	**Date Sampled:**	07/16/09
Matrix:	SO - Soil	**Date Received:**	07/18/09
Method:	SW846 8260B	**Percent Solids:**	75.5
Project:	LC34 Dynamic Testing; CCAFS, FL		

	File ID	DF	Analyzed	By	Prep Date	Prep Batch	Analytical Batch
Run #1	G0059149.D	1	07/21/09	MM	n/a	n/a	VG2226
Run #2							

	Initial Weight	Final Volume	Methanol Aliquot
Run #1	4.47 g	5.0 ml	100 ul
Run #2			

VOA TCL List

CAS No.	Compound	Result	RL	MDL	Units	Q
67-64-1	Acetone	2300 U	4500	2300	ug/kg	
71-43-2	Benzene	90 U	450	90	ug/kg	
75-27-4	Bromodichloromethane	110 U	450	110	ug/kg	
75-25-2	Bromoform	140 U	450	140	ug/kg	
108-90-7	Chlorobenzene	90 U	450	90	ug/kg	
75-00-3	Chloroethane	180 U	450	180	ug/kg	
67-66-3	Chloroform	150 U	450	150	ug/kg	
75-15-0	Carbon disulfide	99 U	450	99	ug/kg	
56-23-5	Carbon tetrachloride	130 U	450	130	ug/kg	
75-34-3	1,1-Dichloroethane	180 U	450	180	ug/kg	
75-35-4	1,1-Dichloroethylene	120 U	450	120	ug/kg	
107-06-2	1,2-Dichloroethane	99 U	450	99	ug/kg	
78-87-5	1,2-Dichloropropane	130 U	450	130	ug/kg	
124-48-1	Dibromochloromethane	90 U	450	90	ug/kg	
156-59-2	cis-1,2-Dichloroethylene	1950	450	140	ug/kg	
10061-01-5	cis-1,3-Dichloropropene	120 U	450	120	ug/kg	
156-60-5	trans-1,2-Dichloroethylene	110 U	450	110	ug/kg	
10061-02-6	trans-1,3-Dichloropropene	90 U	450	90	ug/kg	
100-41-4	Ethylbenzene	90 U	450	90	ug/kg	
591-78-6	2-Hexanone	450 U	2300	450	ug/kg	
108-10-1	4-Methyl-2-pentanone	580 U	2300	580	ug/kg	
74-83-9	Methyl bromide	200 U	450	200	ug/kg	
74-87-3	Methyl chloride	220 U	450	220	ug/kg	
75-09-2	Methylene chloride	450 U	900	450	ug/kg	
78-93-3	Methyl ethyl ketone	750 U	2300	750	ug/kg	
100-42-5	Styrene	90 U	450	90	ug/kg	
71-55-6	1,1,1-Trichloroethane	99 U	450	99	ug/kg	
79-34-5	1,1,2,2-Tetrachloroethane	160 U	450	160	ug/kg	
79-00-5	1,1,2-Trichloroethane	90 U	450	90	ug/kg	
127-18-4	Tetrachloroethylene	110 U	450	110	ug/kg	
108-88-3	Toluene	90 U	450	90	ug/kg	
79-01-6	Trichloroethylene	7780	450	110	ug/kg	

U = Not detected MDL - Method Detection Limit
RL = Reporting Limit = PQL
L = Indicates value exceeds calibration range

I = Result > = MDL but < RL J = Estimated value
V = Indicates analyte found in associated method blank
N = Indicates presumptive evidence of a compound

Report of Analysis

Client Sample ID:	LC34-SB1000-047.0-20090716		
Lab Sample ID:	F66732-4	**Date Sampled:**	07/16/09
Matrix:	SO - Soil	**Date Received:**	07/18/09
Method:	SW846 8260B	**Percent Solids:**	75.5
Project:	LC34 Dynamic Testing; CCAFS, FL		

VOA TCL List

CAS No.	Compound	Result	RL	MDL	Units	Q
75-01-4	Vinyl chloride	180 U	450	180	ug/kg	
1330-20-7	Xylene (total)	260 U	1400	260	ug/kg	

CAS No.	Surrogate Recoveries	Run# 1	Run# 2	Limits
1868-53-7	Dibromofluoromethane	99%		80-121%
2037-26-5	Toluene-D8	93%		71-130%
460-00-4	4-Bromofluorobenzene	100%		59-148%
17060-07-0	1,2-Dichloroethane-D4	102%		77-123%

U = Not detected MDL - Method Detection Limit
RL = Reporting Limit = PQL
L = Indicates value exceeds calibration range
I = Result > = MDL but < RL J = Estimated value
V = Indicates analyte found in associated method blank
N = Indicates presumptive evidence of a compound

Report of Analysis

Client Sample ID:	LC34-SB1000-048.5-20090716		
Lab Sample ID:	F66732-5	**Date Sampled:**	07/16/09
Matrix:	SO - Soil	**Date Received:**	07/18/09
Method:	SW846 8260B	**Percent Solids:**	78.1
Project:	LC34 Dynamic Testing; CCAFS, FL		

	File ID	DF	Analyzed	By	Prep Date	Prep Batch	Analytical Batch
Run #1	G0059150.D	1	07/21/09	MM	n/a	n/a	VG2226
Run #2							

	Initial Weight	Final Volume	Methanol Aliquot
Run #1	7.22 g	5.0 ml	100 ul
Run #2			

VOA TCL List

CAS No.	Compound	Result	RL	MDL	Units	Q
67-64-1	Acetone	1500 U	2900	1500	ug/kg	
71-43-2	Benzene	58 U	290	58	ug/kg	
75-27-4	Bromodichloromethane	70 U	290	70	ug/kg	
75-25-2	Bromoform	88 U	290	88	ug/kg	
108-90-7	Chlorobenzene	58 U	290	58	ug/kg	
75-00-3	Chloroethane	120 U	290	120	ug/kg	
67-66-3	Chloroform	99 U	290	99	ug/kg	
75-15-0	Carbon disulfide	64 U	290	64	ug/kg	
56-23-5	Carbon tetrachloride	82 U	290	82	ug/kg	
75-34-3	1,1-Dichloroethane	120 U	290	120	ug/kg	
75-35-4	1,1-Dichloroethylene	76 U	290	76	ug/kg	
107-06-2	1,2-Dichloroethane	64 U	290	64	ug/kg	
78-87-5	1,2-Dichloropropane	82 U	290	82	ug/kg	
124-48-1	Dibromochloromethane	58 U	290	58	ug/kg	
156-59-2	cis-1,2-Dichloroethylene	759	290	93	ug/kg	
10061-01-5	cis-1,3-Dichloropropene	76 U	290	76	ug/kg	
156-60-5	trans-1,2-Dichloroethylene	70 U	290	70	ug/kg	
10061-02-6	trans-1,3-Dichloropropene	58 U	290	58	ug/kg	
100-41-4	Ethylbenzene	58 U	290	58	ug/kg	
591-78-6	2-Hexanone	290 U	1500	290	ug/kg	
108-10-1	4-Methyl-2-pentanone	370 U	1500	370	ug/kg	
74-83-9	Methyl bromide	130 U	290	130	ug/kg	
74-87-3	Methyl chloride	140 U	290	140	ug/kg	
75-09-2	Methylene chloride	290 U	580	290	ug/kg	
78-93-3	Methyl ethyl ketone	480 U	1500	480	ug/kg	
100-42-5	Styrene	58 U	290	58	ug/kg	
71-55-6	1,1,1-Trichloroethane	64 U	290	64	ug/kg	
79-34-5	1,1,2,2-Tetrachloroethane	110 U	290	110	ug/kg	
79-00-5	1,1,2-Trichloroethane	58 U	290	58	ug/kg	
127-18-4	Tetrachloroethylene	70 U	290	70	ug/kg	
108-88-3	Toluene	58 U	290	58	ug/kg	
79-01-6	Trichloroethylene	2140	290	70	ug/kg	

U = Not detected MDL - Method Detection Limit
RL = Reporting Limit = PQL
L = Indicates value exceeds calibration range

I = Result > = MDL but < RL J = Estimated value
V = Indicates analyte found in associated method blank
N = Indicates presumptive evidence of a compound

Report of Analysis

Client Sample ID:	LC34-SB1000-048.5-20090716		
Lab Sample ID:	F66732-5	**Date Sampled:**	07/16/09
Matrix:	SO - Soil	**Date Received:**	07/18/09
Method:	SW846 8260B	**Percent Solids:**	78.1
Project:	LC34 Dynamic Testing; CCAFS, FL		

VOA TCL List

CAS No.	Compound	Result	RL	MDL	Units	Q
75-01-4	Vinyl chloride	120 U	290	120	ug/kg	
1330-20-7	Xylene (total)	170 U	880	170	ug/kg	

CAS No.	Surrogate Recoveries	Run# 1	Run# 2	Limits
1868-53-7	Dibromofluoromethane	98%		80-121%
2037-26-5	Toluene-D8	94%		71-130%
460-00-4	4-Bromofluorobenzene	101%		59-148%
17060-07-0	1,2-Dichloroethane-D4	101%		77-123%

U = Not detected MDL - Method Detection Limit
RL = Reporting Limit = PQL
L = Indicates value exceeds calibration range
I = Result > = MDL but < RL J = Estimated value
V = Indicates analyte found in associated method blank
N = Indicates presumptive evidence of a compound

Report of Analysis

Client Sample ID:	LC34-SB1000-053.0-20090716		
Lab Sample ID:	F66732-6	**Date Sampled:**	07/16/09
Matrix:	SO - Soil	**Date Received:**	07/18/09
Method:	SW846 8260B	**Percent Solids:**	77.1
Project:	LC34 Dynamic Testing; CCAFS, FL		

	File ID	DF	Analyzed	By	Prep Date	Prep Batch	Analytical Batch
Run #1	G0059151.D	1	07/21/09	MM	n/a	n/a	VG2226
Run #2							

	Initial Weight
Run #1	6.05 g
Run #2	

VOA TCL List

CAS No.	Compound	Result	RL	MDL	Units	Q
67-64-1	Acetone	37.7	54	27	ug/kg	I
71-43-2	Benzene	1.1 U	5.4	1.1	ug/kg	
75-27-4	Bromodichloromethane	1.3 U	5.4	1.3	ug/kg	
75-25-2	Bromoform	1.6 U	5.4	1.6	ug/kg	
108-90-7	Chlorobenzene	1.1 U	5.4	1.1	ug/kg	
75-00-3	Chloroethane	2.1 U	5.4	2.1	ug/kg	
67-66-3	Chloroform	1.8 U	5.4	1.8	ug/kg	
75-15-0	Carbon disulfide	8.2	5.4	1.2	ug/kg	
56-23-5	Carbon tetrachloride	1.5 U	5.4	1.5	ug/kg	
75-34-3	1,1-Dichloroethane	2.1 U	5.4	2.1	ug/kg	
75-35-4	1,1-Dichloroethylene	1.4 U	5.4	1.4	ug/kg	
107-06-2	1,2-Dichloroethane	1.2 U	5.4	1.2	ug/kg	
78-87-5	1,2-Dichloropropane	1.5 U	5.4	1.5	ug/kg	
124-48-1	Dibromochloromethane	1.1 U	5.4	1.1	ug/kg	
156-59-2	cis-1,2-Dichloroethylene	2.8	5.4	1.7	ug/kg	I
10061-01-5	cis-1,3-Dichloropropene	1.4 U	5.4	1.4	ug/kg	
156-60-5	trans-1,2-Dichloroethylene	1.3 U	5.4	1.3	ug/kg	
10061-02-6	trans-1,3-Dichloropropene	1.1 U	5.4	1.1	ug/kg	
100-41-4	Ethylbenzene	1.1 U	5.4	1.1	ug/kg	
591-78-6	2-Hexanone	5.4 U	27	5.4	ug/kg	
108-10-1	4-Methyl-2-pentanone	6.9 U	27	6.9	ug/kg	
74-83-9	Methyl bromide	2.4 U	5.4	2.4	ug/kg	
74-87-3	Methyl chloride	2.6 U	5.4	2.6	ug/kg	
75-09-2	Methylene chloride	5.4 U	11	5.4	ug/kg	
78-93-3	Methyl ethyl ketone	8.9 U	27	8.9	ug/kg	
100-42-5	Styrene	1.1 U	5.4	1.1	ug/kg	
71-55-6	1,1,1-Trichloroethane	1.2 U	5.4	1.2	ug/kg	
79-34-5	1,1,2,2-Tetrachloroethane	1.9 U	5.4	1.9	ug/kg	
79-00-5	1,1,2-Trichloroethane	1.1 U	5.4	1.1	ug/kg	
127-18-4	Tetrachloroethylene	1.3 U	5.4	1.3	ug/kg	
108-88-3	Toluene	1.1 U	5.4	1.1	ug/kg	
79-01-6	Trichloroethylene	8.1	5.4	1.3	ug/kg	

U = Not detected MDL - Method Detection Limit
RL = Reporting Limit = PQL
L = Indicates value exceeds calibration range

I = Result > = MDL but < RL J = Estimated value
V = Indicates analyte found in associated method blank
N = Indicates presumptive evidence of a compound

Report of Analysis

Client Sample ID:	LC34-SB1000-053.0-20090716		
Lab Sample ID:	F66732-6	**Date Sampled:**	07/16/09
Matrix:	SO - Soil	**Date Received:**	07/18/09
Method:	SW846 8260B	**Percent Solids:**	77.1
Project:	LC34 Dynamic Testing; CCAFS, FL		

VOA TCL List

CAS No.	Compound	Result	RL	MDL	Units	Q
75-01-4	Vinyl chloride	2.1 U	5.4	2.1	ug/kg	
1330-20-7	Xylene (total)	3.1 U	16	3.1	ug/kg	

CAS No.	Surrogate Recoveries	Run# 1	Run# 2	Limits
1868-53-7	Dibromofluoromethane	98%		80-121%
2037-26-5	Toluene-D8	97%		71-130%
460-00-4	4-Bromofluorobenzene	105%		59-148%
17060-07-0	1,2-Dichloroethane-D4	100%		77-123%

U = Not detected MDL - Method Detection Limit
RL = Reporting Limit = PQL
L = Indicates value exceeds calibration range
I = Result > = MDL but < RL J = Estimated value
V = Indicates analyte found in associated method blank
N = Indicates presumptive evidence of a compound

Misc. Forms

Custody Documents and Other Forms

Includes the following where applicable:

- Certification Exceptions
- Chain of Custody

Accutest Laboratories Southeast
Chain of Custody

ACCUTEST.

4405 Vineland Road, Suite C-15 Orlando, Fl 32811
TEL. 407-425-6700 • FAX: 407-425-0707
www.accutest.com

Accutest JOB # F66732 PAGE 1 OF 1

Accutest Quote # | SKIFF#

Client / Reporting Information

Company Name: GEOSYNTEC
Address: 6770 S WASHINGTON AVE
City: TITUSVILLE State: FL Zip: 32780
Project Contact: JIM LANGENBACH E-mail: JLANGENBACH
Phone#: 321-269-5880 @
Sampler(s) Name(s) (Printed): REBECCA DAPRATO

Project Information

Project Name: LC34
Street: CCAFS, FL
City: State:
Project #: FO 0552 B
Fax #: 321-269-5813
Client Purchase Order #: GEOSYNTEC.COM

Analytical Information: Vol Soil 5035

Matrix Codes: DW - Drinking Water; GW - Ground Water; WW - Water; SW - Surface Water; SO - Soil; SL - Sludge; OI - Oil; LIQ - Other Liquid; AIR - Air; SOL - Other Solid; WP - Wipe

Accutest Sample #	Field ID / Point of Collection	DATE	TIME	SAMPLED BY:	MATRIX	TOTAL # OF BOTTLES	OTHER	NONE	HCl	NaOH	HNO3	H2SO4	NAOH+ZNAC	DI WATER	MEOH	Vol Soil 5035	LAB USE ONLY
1	LC34-SB1000-037.0-20090716	7/16	1220	rcd	SO	4	2	1							1	X	
2	LC34-SB1000-042.0-20090716		1205	rcd													
3	LC34-SB1000-044.5-20090716		1200	rcd													
4	LC34-SB1000-047.0-20090716		1155	rcd													
5	LC34-SB1000-048.5-20090716		1150	rcd													
6	LC34-SB1000-053.0-20090716		1225	rcd	SO	4	2	1							1	X	

TURNAROUND TIME (Business Days)

Approved By: / Rush Code

- [X] 10 Days Standard
- [ ] 7 Day RUSH
- [ ] 5 Day RUSH
- [ ] 3 Day EMERGENCY
- [ ] 2 Day EMERGENCY
- [ ] 1 Day EMERGENCY
- [ ] OTHER

Emergency or Rush T/A Data Available VIA Email or Lablink

Data Deliverable Information

- [ ] COMMERCIAL "A" (RESULTS ONLY)
- [ ] COMMERCIAL "B" (RESULTS PLUS QC)
- [ ] REDT1 (EPA LEVEL 3)
- [ ] FULT1 (EPA LEVEL 4)
- [X] EDD'S – NASA EDD

Comments / Remarks

FULL SAMPLE NAME ON COC
ABBREVIATED NAME ON BOTTLES

Sample Custody must be documented below each time samples change possession, including courier delivery.

Relinquished by Sampler:	Date Time:	Received By:	Relinquished by:	Date Time:	Received By:
1 Rebecca Dapratto [signature]	7/17 1250	2 [signature] 12:50 07/17/09	3 [signature]	07/17/09 17:50	4 J Corral (ACCUTEST) 08:30
Relinquished by: 5	Date Time:	Received By: 6	Relinquished by: 7	Date Time:	Received By: 8 7-18-09

Lab Use Only: Custody Seal in Place: Y N Temp Blank Provided: Y N Preserved where Applicable: Y N Total # of Coolers: 1 Cooler Temperature (s) Celsius: 3.6

4.1

4

F66732: Chain of Custody
Page 1 of 2

ACCUTEST LABORATORIES SAMPLE RECEIPT CONFIRMATION

ACCUTEST'S JOB NUMBER: F66732 CLIENT: GEOSYNTEC PROJECT: LC34

DATE/TIME RECEIVED: 7-18-09 08:30 # OF COOLERS RECEIVED: 1 COOLER TEMPS: 3.6

METHOD OF DELIVERY: FEDEX UPS (ACCUTEST COURIER) GREYHOUND DELIVERY OTHER

AIRBILL NUMBERS: _____

COOLER INFORMATION

- [ ] CUSTODY SEAL NOT PRESENT OR NOT INTACT
- [ ] CHAIN OF CUSTODY NOT RECEIVED (COC)
- [ ] ANALYSIS REQUESTED IS UNCLEAR OR MISSING
- [ ] SAMPLE DATES OR TIMES UNCLEAR OR MISSING
- [ ] TEMPERATURE CRITERIA NOT MET
- [ ] WET ICE RECEIVED IN COOLER

TRIP BLANK INFORMATION

- [ ] TRIP BLANK PROVIDED
- [X] TRIP BLANK NOT PROVIDED
- [X] TRIP BLANK NOT ON COC
- [ ] TRIP BLANK INTACT
- [ ] TRIP BLANK NOT INTACT
- [ ] RECEIVED WATER TRIP BLANK
- [ ] RECEIVED SOIL TRIP BLANK

SAMPLE INFORMATION

- [ ] SAMPLE LABELS NOT PRESENT ON ALL BOTTLES
- [ ] CORRECT NUMBER OF CONTAINERS USED
- [ ] SAMPLE RECEIVED IMPROPERLY PRESERVED
- [ ] INSUFFICIENT VOLUME FOR ANALYSIS
- [ ] TIMES ON COC DOES NOT MATCH LABEL(S)
- [ ] ID'S ON COC DOES NOT MATCH LABEL(S)
- [ ] VOC VIALS HAVE HEADSPACE (MACRO BUBBLES)
- [ ] BOTTLES RECEIVED BUT ANALYSIS NOT REQUESTED
- [ ] NO BOTTLES RECEIVED FOR ANALYSIS REQUESTED
- [ ] UNCLEAR FILTERING INSTRUCTIONS
- [ ] UNCLEAR COMPOSITING INSTRUCTIONS
- [ ] SAMPLE CONTAINER(S) RECEIVED BROKEN
- [ ] % SOLIDS JAR NOT RECEIVED
- [ ] 5035 FIELD KIT NOT FROZEN WITHIN 48 HOUR'S
- [ ] RESIDUAL CHLORINE PRESENT

(APPLICABLE TO EPA 600 SERIES OR NORTH CAROLINA ORGANICS)

MISC. INFORMATION

NUMBER OF ENCORES ?

NUMBER OF 5035 FIELD KITS ? 6

NUMBER OF LAB FILTERED METALS ?

SUMMARY OF COMMENTS: _____

TECHNICIAN SIGNATURE/DATE JC 7-18-09 TECHNICIAN SIGNATURE/DATE EM 7-18-09

ASBD 12/17/07

4.1 4

F66732: Chain of Custody
Page 2 of 2

GC/MS Volatiles

QC Data Summaries

Includes the following where applicable:

- Method Blank Summaries
- Blank Spike Summaries
- Matrix Spike and Duplicate Summaries

Method Blank Summary

Job Number: F66732
Account: GSYNFLTI Geosyntec Consultants
Project: LC34 Dynamic Testing; CCAFS, FL

Sample	File ID	DF	Analyzed	By	Prep Date	Prep Batch	Analytical Batch
VG2226-MB	G0059139.D	1	07/21/09	MM	n/a	n/a	VG2226

The QC reported here applies to the following samples: **Method:** SW846 8260B

F66732-1, F66732-2, F66732-3, F66732-4, F66732-5, F66732-6

CAS No.	Compound	Result	RL	MDL	Units	Q
67-64-1	Acetone	ND	50	25	ug/kg	
71-43-2	Benzene	ND	5.0	1.0	ug/kg	
75-27-4	Bromodichloromethane	ND	5.0	1.2	ug/kg	
75-25-2	Bromoform	ND	5.0	1.5	ug/kg	
108-90-7	Chlorobenzene	ND	5.0	1.0	ug/kg	
75-00-3	Chloroethane	ND	5.0	2.0	ug/kg	
67-66-3	Chloroform	ND	5.0	1.7	ug/kg	
75-15-0	Carbon disulfide	ND	5.0	1.1	ug/kg	
56-23-5	Carbon tetrachloride	ND	5.0	1.4	ug/kg	
75-34-3	1,1-Dichloroethane	ND	5.0	2.0	ug/kg	
75-35-4	1,1-Dichloroethylene	ND	5.0	1.3	ug/kg	
107-06-2	1,2-Dichloroethane	ND	5.0	1.1	ug/kg	
78-87-5	1,2-Dichloropropane	ND	5.0	1.4	ug/kg	
124-48-1	Dibromochloromethane	ND	5.0	1.0	ug/kg	
156-59-2	cis-1,2-Dichloroethylene	ND	5.0	1.6	ug/kg	
10061-01-5	cis-1,3-Dichloropropene	ND	5.0	1.3	ug/kg	
156-60-5	trans-1,2-Dichloroethylene	ND	5.0	1.2	ug/kg	
10061-02-6	trans-1,3-Dichloropropene	ND	5.0	1.0	ug/kg	
100-41-4	Ethylbenzene	ND	5.0	1.0	ug/kg	
591-78-6	2-Hexanone	11.0	25	5.0	ug/kg	J
108-10-1	4-Methyl-2-pentanone	ND	25	6.4	ug/kg	
74-83-9	Methyl bromide	ND	5.0	2.2	ug/kg	
74-87-3	Methyl chloride	ND	5.0	2.4	ug/kg	
75-09-2	Methylene chloride	ND	10	5.0	ug/kg	
78-93-3	Methyl ethyl ketone	ND	25	8.3	ug/kg	
100-42-5	Styrene	ND	5.0	1.0	ug/kg	
71-55-6	1,1,1-Trichloroethane	ND	5.0	1.1	ug/kg	
79-34-5	1,1,2,2-Tetrachloroethane	ND	5.0	1.8	ug/kg	
79-00-5	1,1,2-Trichloroethane	ND	5.0	1.0	ug/kg	
127-18-4	Tetrachloroethylene	ND	5.0	1.2	ug/kg	
108-88-3	Toluene	ND	5.0	1.0	ug/kg	
79-01-6	Trichloroethylene	ND	5.0	1.2	ug/kg	
75-01-4	Vinyl chloride	ND	5.0	2.0	ug/kg	
1330-20-7	Xylene (total)	ND	15	2.9	ug/kg	

Method Blank Summary

Job Number: F66732
Account: GSYNFLTI Geosyntec Consultants
Project: LC34 Dynamic Testing; CCAFS, FL

Sample	File ID	DF	Analyzed	By	Prep Date	Prep Batch	Analytical Batch
VG2226-MB	G0059139.D	1	07/21/09	MM	n/a	n/a	VG2226

The QC reported here applies to the following samples: **Method:** SW846 8260B

F66732-1, F66732-2, F66732-3, F66732-4, F66732-5, F66732-6

CAS No.	Surrogate Recoveries		Limits
1868-53-7	Dibromofluoromethane	102%	80-121%
2037-26-5	Toluene-D8	95%	71-130%
460-00-4	4-Bromofluorobenzene	105%	59-148%
17060-07-0	1,2-Dichloroethane-D4	100%	77-123%

Blank Spike Summary

Job Number: F66732
Account: GSYNFLTI Geosyntec Consultants
Project: LC34 Dynamic Testing; CCAFS, FL

Sample	File ID	DF	Analyzed	By	Prep Date	Prep Batch	Analytical Batch
VG2226-BS	G0059138.D	1	07/21/09	MM	n/a	n/a	VG2226

The QC reported here applies to the following samples: **Method:** SW846 8260B

F66732-1, F66732-2, F66732-3, F66732-4, F66732-5, F66732-6

CAS No.	Compound	Spike ug/kg	BSP ug/kg	BSP %	Limits
67-64-1	Acetone	250	215	86	61-144
71-43-2	Benzene	50	54.0	108	78-130
75-27-4	Bromodichloromethane	50	48.9	98	73-122
75-25-2	Bromoform	50	50.0	100	70-139
108-90-7	Chlorobenzene	50	55.6	111	83-122
75-00-3	Chloroethane	50	52.4	105	61-153
67-66-3	Chloroform	50	54.8	110	79-129
75-15-0	Carbon disulfide	50	50.5	101	61-142
56-23-5	Carbon tetrachloride	50	57.5	115	79-135
75-34-3	1,1-Dichloroethane	50	54.1	108	77-132
75-35-4	1,1-Dichloroethylene	50	51.8	104	66-132
107-06-2	1,2-Dichloroethane	50	50.0	100	78-129
78-87-5	1,2-Dichloropropane	50	49.3	99	74-127
124-48-1	Dibromochloromethane	50	51.3	103	78-117
156-59-2	cis-1,2-Dichloroethylene	50	51.1	102	74-123
10061-01-5	cis-1,3-Dichloropropene	50	52.2	104	79-130
156-60-5	trans-1,2-Dichloroethylene	50	53.8	108	77-129
10061-02-6	trans-1,3-Dichloropropene	50	56.3	113	87-131
100-41-4	Ethylbenzene	50	54.3	109	82-124
591-78-6	2-Hexanone	250	193	77	67-130
108-10-1	4-Methyl-2-pentanone	250	217	87	69-125
74-83-9	Methyl bromide	50	48.2	96	60-146
74-87-3	Methyl chloride	50	49.2	98	58-163
75-09-2	Methylene chloride	50	47.6	95	62-140
78-93-3	Methyl ethyl ketone	250	199	80	66-134
100-42-5	Styrene	50	55.4	111	79-123
71-55-6	1,1,1-Trichloroethane	50	54.7	109	80-133
79-34-5	1,1,2,2-Tetrachloroethane	50	48.4	97	70-128
79-00-5	1,1,2-Trichloroethane	50	48.7	97	76-118
127-18-4	Tetrachloroethylene	50	55.6	111	79-132
108-88-3	Toluene	50	53.9	108	80-123
79-01-6	Trichloroethylene	50	53.3	107	78-132
75-01-4	Vinyl chloride	50	51.3	103	60-145
1330-20-7	Xylene (total)	150	165	110	83-127

Blank Spike Summary

Job Number: F66732
Account: GSYNFLTI Geosyntec Consultants
Project: LC34 Dynamic Testing; CCAFS, FL

Sample	File ID	DF	Analyzed	By	Prep Date	Prep Batch	Analytical Batch
VG2226-BS	G0059138.D	1	07/21/09	MM	n/a	n/a	VG2226

The QC reported here applies to the following samples: **Method:** SW846 8260B

F66732-1, F66732-2, F66732-3, F66732-4, F66732-5, F66732-6

CAS No.	Surrogate Recoveries	BSP	Limits
1868-53-7	Dibromofluoromethane	103%	80-121%
2037-26-5	Toluene-D8	100%	71-130%
460-00-4	4-Bromofluorobenzene	101%	59-148%
17060-07-0	1,2-Dichloroethane-D4	97%	77-123%

Matrix Spike/Matrix Spike Duplicate Summary

Job Number: F66732
Account: GSYNFLTI Geosyntec Consultants
Project: LC34 Dynamic Testing; CCAFS, FL

Sample	File ID	DF	Analyzed	By	Prep Date	Prep Batch	Analytical Batch
F66522-2MS	G0059146.D	1	07/21/09	MM	n/a	n/a	VG2226
F66522-2MSD	G0059147.D	1	07/21/09	MM	n/a	n/a	VG2226
F66522-2	G0059142.D	1	07/21/09	MM	n/a	n/a	VG2226

The QC reported here applies to the following samples: **Method:** SW846 8260B

F66732-1, F66732-2, F66732-3, F66732-4, F66732-5, F66732-6

CAS No.	Compound	F66522-2 ug/kg	Q	Spike ug/kg	MS ug/kg	MS %	MSD ug/kg	MSD %	RPD	Limits Rec/RPD
67-64-1	Acetone	ND		307	240	78	283	89	16	61-144/29
71-43-2	Benzene	ND		61.4	66.5	108	65.6	104	1	78-130/25
75-27-4	Bromodichloromethane	ND		61.4	59.7	97	59.8	94	0	73-122/25
75-25-2	Bromoform	ND		61.4	52.4	85	53.4	84	2	70-139/26
108-90-7	Chlorobenzene	ND		61.4	67.4	110	66.1	104	2	83-122/23
75-00-3	Chloroethane	ND		61.4	67.0	109	66.2	105	1	61-153/31
67-66-3	Chloroform	ND		61.4	67.5	110	67.5	107	0	79-129/27
75-15-0	Carbon disulfide	ND		61.4	57.1	93	56.1	89	2	61-142/27
56-23-5	Carbon tetrachloride	ND		61.4	70.6	115	69.7	110	1	79-135/29
75-34-3	1,1-Dichloroethane	ND		61.4	66.2	108	67.0	106	1	77-132/26
75-35-4	1,1-Dichloroethylene	ND		61.4	68.3	111	67.0	106	2	66-132/27
107-06-2	1,2-Dichloroethane	ND		61.4	57.1	93	56.8	90	1	78-129/24
78-87-5	1,2-Dichloropropane	ND		61.4	59.4	97	62.3	98	5	74-127/27
124-48-1	Dibromochloromethane	ND		61.4	58.2	95	59.3	94	2	78-117/27
156-59-2	cis-1,2-Dichloroethylene	ND		61.4	63.8	104	63.8	101	0	74-123/26
10061-01-5	cis-1,3-Dichloropropene	ND		61.4	60.1	98	60.3	95	0	79-130/23
156-60-5	trans-1,2-Dichloroethylene	ND		61.4	65.6	107	67.8	107	3	77-129/27
10061-02-6	trans-1,3-Dichloropropene	ND		61.4	62.3	101	62.3	98	0	87-131/27
100-41-4	Ethylbenzene	ND		61.4	63.0	103	62.7	99	0	82-124/25
591-78-6	2-Hexanone	ND		307	206	67	197	62*	4	67-130/29
108-10-1	4-Methyl-2-pentanone	ND		307	210	68*	219	69	4	69-125/24
74-83-9	Methyl bromide	ND		61.4	73.3	119	68.8	109	6	60-146/31
74-87-3	Methyl chloride	ND		61.4	59.4	97	62.2	98	5	58-163/26
75-09-2	Methylene chloride	ND		61.4	60.5	99	62.5	99	3	62-140/25
78-93-3	Methyl ethyl ketone	ND		307	223	73	217	69	3	66-134/23
100-42-5	Styrene	ND		61.4	61.7	100	62.0	98	0	79-123/28
71-55-6	1,1,1-Trichloroethane	ND		61.4	68.2	111	68.7	108	1	80-133/27
79-34-5	1,1,2,2-Tetrachloroethane	ND		61.4	71.2	116	61.2	97	15	70-128/30
79-00-5	1,1,2-Trichloroethane	ND		61.4	95.0	155*	90.8	143*	5	76-118/28
127-18-4	Tetrachloroethylene	ND		61.4	74.1	121	76.1	120	3	79-132/27
108-88-3	Toluene	ND		61.4	65.5	107	64.8	102	1	80-123/26
79-01-6	Trichloroethylene	ND		61.4	68.5	112	67.6	107	1	78-132/28
75-01-4	Vinyl chloride	ND		61.4	67.7	110	66.7	105	1	60-145/29
1330-20-7	Xylene (total)	9.5	J	184	179	92	176	88	2	83-127/24

Matrix Spike/Matrix Spike Duplicate Summary

Job Number: F66732
Account: GSYNFLTI Geosyntec Consultants
Project: LC34 Dynamic Testing; CCAFS, FL

Sample	File ID	DF	Analyzed	By	Prep Date	Prep Batch	Analytical Batch
F66522-2MS	G0059146.D	1	07/21/09	MM	n/a	n/a	VG2226
F66522-2MSD	G0059147.D	1	07/21/09	MM	n/a	n/a	VG2226
F66522-2	G0059142.D	1	07/21/09	MM	n/a	n/a	VG2226

The QC reported here applies to the following samples: **Method:** SW846 8260B

F66732-1, F66732-2, F66732-3, F66732-4, F66732-5, F66732-6

CAS No.	Surrogate Recoveries	MS	MSD	F66522-2	Limits
1868-53-7	Dibromofluoromethane	99%	96%	89%	80-121%
2037-26-5	Toluene-D8	101%	100%	96%	71-130%
460-00-4	4-Bromofluorobenzene	102%	103%	109%	59-148%
17060-07-0	1,2-Dichloroethane-D4	95%	95%	108%	77-123%

MONITORING WELL SAMPLING
AUGUST 2009

LABORATORY DATA

KB LABS, INC.
25132 SW 1st Ave
Newberry, Florida 32669

***Telephone* (352) 367-0073**
***Fax* (352) 472-5832**
Email: info@kbmobilelabs.com

August 19, 2009

Emily Guyer
GeoSyntec Consultants
6770 S. Washington Ave, Suite 3
Titusville, FL 32780

RE: LC34, KSC, FL - Final Data Report
KB Labs Project # 09-43

Dear Ms. Guyer:

Enclosed is the final report of the on-site analysis performed by KB Labs, Inc. at the above referenced site. Samples were collected and analyzed from July 16 to August 16, 2009. Included are a brief project narrative, data report narrative, tables listing quality control results, final analytical results, and sample chain-of-custody form.

KB Labs' mobile laboratories have been inspected by the FDOH Bureau of Laboratories and are NELAP Certified as of April 1, 2003. Our personnel, methodology, proficiency testing, and quality assurance requirements comply with the guidelines of Chapter 62-160 of the Florida Administrative Code and with the consensus standards adopted at the National Environmental Laboratory Accreditation Conference (NELAC). Data for the site referenced above were determined in accordance with published procedures under Test Methods for Evaluating Solid Waste (EPA SW-846, Update III Revised May 1997). Unless otherwise indicated on the quality control narrative accompanying the data report, the quality assurance and quality control procedures performed in conjunction with analysis of groundwater samples demonstrated that the reported data met our requirements for accuracy and precision under NELAC Standards.

If you have any questions, please do not hesitate to call me or Kelly Bergdoll, President of KB Labs, at (352) 367-0073.

Sincerely,

KB Labs, Inc.

Todd Romero
Director of Operations

"KB Labs is a small, woman-owned business enterprise."

KB Labs, Inc.
6821 SW Archer Road
Gainesville, FL 32608
Phone: 352-367-0073
Fax: 352-367-0073
Email: info@kbmobilelabs.com

PROJECT NARRATIVE

Project Scope

From July 16 to August 16, 2009, a total of 1 water sample was analyzed for GeoSyntec Consultants at Wilson Corners, KSC, FL. The samples were analyzed for vinyl chloride, 1,1-dichloroethene, cis- and trans-1, 2-dichloroethene, trichloroethene, and tetrachloroethene.

NELAP Certification

KB Mobile Labs Unit KB3: FDOH NELAP Certification Number E82815

Analytical Procedure

All samples were analyzed using SW846 Method 5030/8260 for waters. Ten (10) milliliters (mL) of water or air (air samples) were purged with helium and the volatile organic compounds (VOCs) were collected on a solid-phase adsorption trap. The adsorption trap was heated and back-purged with helium. The components were then separated by capillary column gas chromatography and measured with a mass spectrometer (GC/MS) operated in the electron impact full-scan mode. The individual VOCs in the samples were measured against corresponding VOC standards.

Analytical Results

Laboratory results were provided to the client on an as-completed or next-day basis. Final results of the on-site analyses are provided in a hardcopy report. The data produced and reported in the field has been reviewed and approved for this final report by the Director of Operations for KB Labs.

Uncertainty of Reported Values

All measurement data presented in this report are subject to a degree of uncertainty and the degree of uncertainty varies with each compound of interest. KB Labs estimates the uncertainty of each measurement using a statistical evaluation of the standard deviation from the mean percent recovery of a number of trials of a given measurement. More specifically, KB Labs maintains historical percent recovery control limits at the 99% confidence level for each analyte of interest. These are calculated as $\pm$ 3 times the standard deviation from the mean of historical measurements of the percent recovery of spikes of the analytes of interest into actual and control sample matrices. For example, if the lower and upper percent recovery control limits for a specific analyte of interest have been determined to be 70 and 100 percent respectively, a reported value of 10.0

KB Labs, Inc.
6821 SW Archer Road
Gainesville, FL 32608
Phone: 352-367-0073
Fax: 352-367-0073
Email: info@kbmobilelabs.com

ug/L will be with 99% confidence 7.0 to 13.0 ug/L.For more information about KB Labs estimation of uncertainty, contact KB Labs' quality assurance officer and/or request a copy of KB Labs' SOP for determining measurement uncertainty.

Quality Control (QC) Data

Surrogate Recoveries – Table 1 lists the daily analytical sequence and percent recovery results for surrogate compounds, which were added to all analyses. Four (4) surrogate compounds were added to each analysis in order to continually monitor general method performance.

VOC Spike Recoveries – Table 2 lists the percent recovery results for matrix spike and laboratory control samples. A known amount of each target compound was added to selected field samples and to laboratory reagent water in order to monitor the performance of each of the target compounds in the actual matrix and in laboratory reagent water.

Method Blanks – Daily analysis of laboratory reagent water samples was performed in order to monitor the cleanliness of the analytical system.

DATA REPORT NARRATIVE

1. All sample data has been reviewed and, if required, updated in the Final Data Report for rounding and significant figures.

KB LABS, INC.

Table 1: Analytical Run Sequence/Surrogate Percent Recoveries

Client: GeoSyntec Consultants	**Driller/Sampler**: GeoSyntec Consultants	**Analyst:** Brad Weichert, Greg Lamb, Herb Kelly
Site: LC34	**KB Labs Project Manager**: Kelly Bergdoll	**KB Labs Project No:** 09-43
On-site Dates: 8/5/09	**Client Project Manager**: Emily Guyer	**Matrix:** Water

Sample ID	Date of Analysis	Surrogate % Recovery				Surrogate Control Limits			
		S1*	S2*	S3*	S4*	S1*	S2*	S3*	S4*
CCS 20	08/05/09	79	108	106	98	Pass	Pass	Pass	Pass
LCS 20	08/05/09	79	98	93	96	Pass	Pass	Pass	Pass
BLANK	08/05/09	78	101	89	94	Pass	Pass	Pass	Pass
LC34-IW0076-075.0-20090803	08/05/09	73	87	92	93	Pass	Pass	Pass	Pass
RSTD 20	08/06/09	79	96	100	102	Pass	Pass	Pass	Pass
VSTD 20	08/06/09	76	84	99	91	Pass	Pass	Pass	Pass
Comments:	Although some surrogates may be out of the control percent recovery range, othe supporting QC, such as matrix spikes, matrix spike duplicates, method blanks, ar laboratory control samples, are performed by KB Labs to further validate reported data.								

***Surrogate Compounds:**
S1 = Dibromofluoromethane (61% - 144%)
S2 = 1,2- Dichloroethane-D4 (64% - 138%)
S3 = Toluene-D8 (80% - 119%)
S4 = 4-Bromofluorobenzene (71% - 132%)

KB LABS, INC.

Table 2: VOC Spike Compound Percent Recoveries

Client: GeoSyntec Consultants	**Driller/Sampler**: GeoSyntec Consultants	**Analyst:** Brad Weichert, Greg Lamb, Herb Kelly
Site: Wilson Corners	**KB Labs Project Manager:** Kelly Bergdoll	**KB Labs Project No.:** 09-43
Onsite Dates: 8/5/09	**Client Project Manager:** Emily Guyer	**Matrix**: Water

Laboratory Control Spikes (LCS):

Samples: LCS 1 **Date of Analysis:** 8/6/2009

Spike Compounds	Control Limits			Percent Recoveries			Control Limit Checks		
	Lower		Upper	LCS#1			LCS#1		
Vinyl Chloride	54	to	130	92			Pass		
1,1-Dichloroethene	55	to	136	89			Pass		
Trans-1,2-Dichloroethene	61	to	133	90			Pass		
Cis-1,2-Dichloroethene	61	to	130	92			Pass		
Trichloroethene	65	to	127	88			Pass		
Tetrachloroethene	69	to	126	99			Pass		

Note: Control Limits are based on a semi-annual historical evaluation of mobile unit and method guidelines.

KB LABS, INC.

Final Data Report

Project Number : 09-43

LC34

KSC, FL

Prepared for: GeoSyntec Consultants

Samplel ID	Analysis Date	Matrix	Dilution Factor	Vinyl chloride	1,1-Dichloroethene	trans-1,2-Dichloroethene	cis-1,2-Dichloroethene	Trichloroethene	Tetrachloroethene
Water MDL (ug/L)				**0.27**	**0.27**	**0.33**	**0.39**	**0.56**	**0.36**
LC34-IW0076-075.0-20090803	8/5/09	Water	1	<1.0	<1.0	<1.0	<1.0	<1.0	<1.0

Reporting units for waters are ug/L and for soils are mg/kg.

CHAIN-OF-CUSTODY RECORD

Mobile Laboratory Services

☑ 25132 SW 1st Avenue
Newberry, FL 32669
TEL (352) 367-0073
FAX (352) 472-5832

☐ 200 Quade Drive
Cary, NC 27513
TEL (919) 678-0030

MOBILE UNIT # KB1

CLIENT NAME: Geosyntec

PROJECT NAME & ADDRESS: Wilson Corners KSC, FL

SAMPLERS

CONTACT PERSON: Kelsey

BATCH # (Lab Use Only)

IDENTIFY PARAMETERS DESIRED AND NO. OF CONTAINERS

PRESERVATION: C Chilled; H HCL; Ot Other (see Remarks)

SAMPLE FIELD ID.\ NUMBER	DATE SAMPLED	TIME SAMPLED	COMP.	GRAB	DATE REC'D	TIME REC'D	STATION LOCATION / No.	SAMPLE MATRIX	NUMBER OF CONTAINERS	VOLATILES	COMMENT / SAMPLE PRE FIX
LC34 IW0076-75.0 20090803	8/3/09	1140		✓	8/4/09	1700		GW	2	✓	KB1-080409-1
WC PT103-010.0 20090804	8/4/09	920									-2
-018.0		932									-3
-030.0		945									-4
-040.0		1005									-5
-050.0		1025									-6
104-010.0		1150									-7
-018.0		1207									-8
-030.0		1225									-9
-040.0		1245									-10
-050.0		1305									-11
105-010.0		1520									-12
-018.0		1535									-13
-030.0		1550									-14
-040.0		1610									-15

	Date / Time	Received by: *(Signature)*	Date / Time	Remarks and Observations
Precleaned Containers Relinquished by: *(Signature)*				
Relinquished by: *(Signature)*	Date / Time	Received by: *(Signature)*	Date / Time 8/4/09	

Matrix Types S Soil SW Surface Water GW Ground Water SG Soil Gas

DPT SAMPLING
OCTOBER 2009

LABORATORY DATA

Analytical Laboratories of Florida: Laboratory Results

Site Project Name: LC34 Mobile Lab Services
Site Location: LC 34, KSC, Fl.
Client Name: GeoSyntec Consultants (Titusville office)
Client Contact: Jim Langenbach (321-269-5880)
Analysis Methodology: EPA 8021 (subset)

Client Purchase Order Number: FL 509775
Laboratory Project Name: GST100109
Laboratory Address: 535 Riverdale Drive
Merritt Island, Florida 32953
321-258-1355
Laboratory Contact: Dale Schamp

Field Chemist: Dale A. Schamp
Signature: Dale A Schamp
(Draft Copy unless Signature present.)
Date: 10/2/9
NELAC Certification Number: E83934

Target Compounds	Concentration Levels in Parts per Billion (ug/L or ug/Kg)				
Field Laboratory Number:	GST100109-W01	GST100109-W01 Duplicate	GST100109-W02	GST100109-W03	GST100109-W04
Client Field Description:	LC34-DPT248-08.0-20091001	LC34-DPT248-08.0-20091001	LC34-DPT248-18.0-20091001	LC34-DPT248-25.0-20091001	LC34-DPT249-08.0-20091001
Matrix:	Water	Water	Water	Water	Water
Sample Size:	0.25 ml	0.20 ml	0.20 ml	10 ml	0.20 ml
Sample Collection Date /Received:	10/1/9 0950	10/1/9 0950	10/1/9 1011	10/1/9 1030	10/1/9 1102
Analysis Date:	10/1/2009	10/1/2009	10/1/2009	10/1/2009	10/1/2009
Vinyl chloride	1,200	1,100	50 U	1 U	3,700
1,1-Dichloroethene	46	50 U	50 U	1 U	50 U
trans-1,2-Dichloroethene	300	280	50 U	1 U	120
cis-1,2-Dichloroethene	14,400	14,300	1,100	14	7,000
Trichloroethene	40 U	50 U	50 U	1 U	50 U
Perchloroethene	40 U	50 U	50 U	1 U	50 U
Field Laboratory Number:	GST100109-W05	GST100109-W06	GST100109-W07	GST100109-W08	GST100109-W09
Client Field Description:	LC34-DPT249-18.0-20091001	LC34-DPT249-25.0-20091001	LC34-DPT250-08.0-20091001	LC34-DPT250-18.0-20091001	LC34-DPT250-25.0-20091001
Matrix:	Water	Water	Water	Water	Water
Sample Size:	0.50 ml	10 ml	0.2 ml	0.5 ml	5 ml
Sample Collection Date /Received:	10/1/9 1122	10/1/9 1140	10/1/9 1201	10/1/9 1220	10/1/9 1240
Analysis Date:	10/1/2009	10/1/2009	10/1/2009	10/1/2009	10/1/2009
Vinyl chloride	81	1	780	160	4
1,1-Dichloroethene	20 U	1 U	50 U	20 U	2 U
trans-1,2-Dichloroethene	20 U	1 U	98	22	2 U
cis-1,2-Dichloroethene	2,300	41	6,200	1,700	110
Trichloroethene	20 U	1 U	50 U	20 U	2 U
Perchloroethene	20 U	1 U	50 U	20 U	2 U
Field Laboratory Number:	GST100109-W09 Spike	GST100109-W10	GST100109-W11	GST100109-W12	GST100109-W13
Client Field Description:	LC34-DPT250-25.0-20091001	LC34-DPT251-08.0-20091001	LC34-DPT251-18.0-20091001	LC34-DPT251-25.0-20091001	LC34-DPT252-08.0-20091001
Matrix:	Water & 20 ppb	Water	Water	Water	Water
Sample Size:	5 ml	0.25 ml	0.25 ml	5 ml	0.25 ml
Sample Collection Date /Received:	10/1/9 1240	10/1/9 1426	10/1/9 1440	10/1/9 1455	10/1/9 1529
Analysis Date:	10/1/2009	10/1/2009	10/1/2009	10/1/2009	10/1/2009
Vinyl chloride	27 (113.8 % Rec.)	640	110	2 U	75
1,1-Dichloroethene	21 (105.7 % Rec.)	40 U	40 U	2 U	40 U
trans-1,2-Dichloroethene	21 (102.9 % Rec.)	120	270	2 U	40 U
cis-1,2-Dichloroethene	136 (108.8 % Rec.)	5,600	15,500	50	1,800
Trichloroethene	20 (97.7 % Rec.)	40 U	40 U	2 U	40 U
Perchloroethene	21 (107.2 % Rec.)	40 U	40 U	2 U	40 U

All data is calculated on a wet weight basis.
All data results meet all requirements of the NELAC Standards unless test results contain qualifiers. If qualifiers are assigned, see below for qualifier description. Results apply to samples above.
Note(s):

FDEP Data Qualifier Codes (Document Reference: FDEP QA-001/92) Section 10.0 Table 10.2 per field chemist's review.
U = Indicates that the compound was analyzed for but not detected at the quantitation limit. The value associated with the qualifier shall be the method detection limit.
J = Estimated value due to sample response greater than calibration curve.

Analytical Laboratories of Florida: Laboratory Results

Site Project Name: LC34 Mobile Lab Services
Site Location: LC 34, KSC, Fl.
Client Name: GeoSyntec Consultants (Titusville office)
Client Contact: Jim Langenbach (321-269-5880)
Analysis Methodology: EPA 8021 (subset)

Client Purchase Order Number: FL 509775
Laboratory Project Name: GST100109
Laboratory Address: 535 Riverdale Drive
Merritt Island, Florida 32953
321-258-1355
Laboratory Contact: Dale Schamp

Field Chemist: Dale A. Schamp
Signature: Dale A. Schamp
(Draft Copy unless Signature present.)
Date: 10/12/9
NELAC Certification Number: E83934

Target Compounds	Concentration Levels in Parts per Billion (ug/L or ug/Kg)				
Field Laboratory Number:	GST100109-W14	GST100109-W15	GST100109-W16	GST100109-W17	GST100109-W18
Client Field Description:	LC34-DPT252-18.0-20091001	LC34-DPT252-25.0-20091001	LC34-DPT253-08.0-20091001	LC34-DPT253-18.0-20091001	LC34-DPT253-25.0-20091001
Matrix:	Water	Water	Water	Water	Water
Sample Size:	0.1 ml	5 ml	0.5 ml	0.035 ml	0.25 ml
Sample Collection Date /Received:	10/1/9 1542	10/1/9 1600	10/1/9 1630	10/1/9 1641	10/1/9 1700
Analysis Date:	10/1/2009	10/1/2009	10/1/2009	10/1/2009	10/1/2009
Vinyl chloride	250	17	160	430	65
1,1-Dichloroethene	100 U	2 U	20 U	290 U	40 U
trans-1,2-Dichloroethene	970	19	24	1400	79
cis-1,2-Dichloroethene	52,600	2,400	1,400	70,900	13,600
Trichloroethene	100 U	2 U	20 U	290 U	40 U
Perchloroethene	100 U	2 U	20 U	290 U	40 U
Field Laboratory Number:	GST100109-W19	GST100109-W20	GST100109-W21	GST100109-W21 Duplicate	GST100109-W22
Client Field Description:	LC34-DPT254-18.0-20091001	LC34-DPT254-25.0-20091001	LC34-DPT255-25.0-20091002	LC34-DPT255-25.0-20091002	LC34-DPT256-18.0-20091002
Matrix:	Water	Water	Water	Water	Water
Sample Size:	0.035 ml	0.035 ml	0.1 ml	0.1 ml	0.5 ml
Sample Collection Date /Received:	10/1/9 1730	10/1/9 1745	10/2/9 0833	10/2/9 0833	10/2/9 0918
Analysis Date:	10/1/2009	10/1/2009	10/2/2009	10/2/2009	10/2/2009
Vinyl chloride	780	290	8,400	7,800	20 U
1,1-Dichloroethene	290 U	290 U	100 U	100 U	20 U
trans-1,2-Dichloroethene	2000	1200	240	220	20 U
cis-1,2-Dichloroethene	65,700	93,100	25,900	26,100	1,300
Trichloroethene	290 U	290 U	100 U	100 U	20 U
Perchloroethene	290 U	290 U	100 U	100 U	20 U
Field Laboratory Number:	GST100109-W22 Spike	GST100109-W23	GST100109-W23 Duplicate	GST100109-W24	GST100109-W25
Client Field Description:	LC34-DPT256-18.0-20091002	LC34-DPT256-25.0-20091002	LC34-DPT256-25.0-20091002	LC34-DPT257-08.0-20091002	LC34-DPT257-18.0-20091002
Matrix:	Water & 200 ppb	Water	Water	Water	Water
Sample Size:	0.5 ml	0.10 ml	0.10 ml	1 ml	0.002 ml
Sample Collection Date /Received:	10/2/9 0918	10/2/9 0936	10/2/9 0936	10/2/9 1034	10/2/9 1047
Analysis Date:	10/2/2009	10/2/2009	10/2/2009	10/2/2009	10/2/2009
Vinyl chloride	223 (111.9 % Rec.)	5,300	5,300	10 U	5000 U
1,1-Dichloroethene	193 (96.4 % Rec.)	100 U	100 U	10 U	5000 U
trans-1,2-Dichloroethene	206 (103.1 % Rec.)	220	220	10 U	5000 U
cis-1,2-Dichloroethene	1570 (110.8 % Rec.)	24,900	24,600	10 U	126,000
Trichloroethene	177 (88.7 % Rec.)	100 U	100 U	10 U	336,000
Perchloroethene	193 (96.6 % Rec.)	100 U	100 U	10 U	5000 U

All data is calculated on a wet weight basis.
All data results meet all requirements of the NELAC Standards unless test results contain qualifiers. If qualifiers are assigned, see below for qualifier description. Results apply to samples above.
Note(s):

FDEP Data Qualifier Codes (Document Reference: FDEP QA-001/92) Section 10.0 Table 10.2 per field chemist's review.
U = Indicates that the compound was analyzed for but not detected at the quantitation limit. The value associated with the qualifier shall be the method detection limit.
J = Estimated value due to sample response greater than calibration curve.

Analytical Laboratories of Florida: Laboratory Results

Site Project Name: LC34 Mobile Lab Services
Site Location: LC 34, KSC, Fl.
Client Name: GeoSyntec Consultants (Titusville office)
Client Contact: Jim Langenbach (321-269-5880)
Analysis Methodology: EPA 8021 (subset)

Client Purchase Order Number: FL 509775
Laboratory Project Name: GST100109
Laboratory Address: 535 Riverdale Drive
Merritt Island, Florida 32953
321-258-1355
Laboratory Contact: Dale Schamp

Field Chemist: Dale A. Schamp
Signature: Dale A Schamp
(Draft Copy unless Signature present.)
Date: 10/12/9
NELAC Certification Number: E83934

Target Compounds	Concentration Levels in Parts per Billion (ug/L or ug/Kg)				
Field Laboratory Number:	GST100109-W26	GST100109-W27	GST100109-W28	GST100109-W29	GST100109-W30
Client Field Description:	LC34-DPT257-25.0-20091002	LC34-DPT257-57.0-20091002	LC34-DPT258-08.0-20091002	LC34-DPT258-18.0-20091002	LC34-DPT258-25.0-20091002
Matrix:	Water	Water	Water	Water	Water
Sample Size:	0.025 ml	1 ml	1 ml	0.025 ml	0.002 ml
Sample Collection Date /Received:	10/2/9 1102	10/2/9 1124	10/2/9 1157	10/2/9 1212	10/2/9 1224
Analysis Date:	10/2/2009	10/2/2009	10/2/2009	10/2/2009	10/2/2009
Vinyl chloride	13,300	11	10 U	1,500	9,000
1,1-Dichloroethene	400 U	10 U	10 U	400 U	5000 U
trans-1,2-Dichloroethene	940	10 U	10 U	2100	5000 U
cis-1,2-Dichloroethene	116,000	270	10 U	61,100	202,000
Trichloroethene	2,600	460	10 U	18,800	166,000
Perchloroethene	400 U	10 U	10 U	400 U	5000 U
Field Laboratory Number:	GST100109-W31	GST100109-W32	GST100109-W32 Spike	GST100109-W33	GST100109-W34
Client Field Description:	LC34-DPT258-38.0-20091002	LC34-DPT259-08.0-20091002	LC34-DPT259-08.0-20091002	LC34-DPT259-18.0-20091002	LC34-DPT259-25.0-20091002
Matrix:	Water	Water	Water & 50 ppb	Water	Water
Sample Size:	0.25 ml	2 ml	2 ml	0.5 ml	0.01 ml
Sample Collection Date /Received:	10/2/9 1243	10/2/9 1356	10/2/9 1356	10/2/9 1410	10/2/9 1415
Analysis Date:	10/2/2009	10/2/2009	10/2/2009	10/2/2009	10/2/2009
Vinyl chloride	40 U	19	69 (99.4 % Rec.)	790	42,400
1,1-Dichloroethene	40 U	5 U	47 (94.1 % Rec.)	20 U	1000 U
trans-1,2-Dichloroethene	40 U	5 U	20 (98.9 % Rec.)	100	4100
cis-1,2-Dichloroethene	490	30	81 (101.1 % Rec.)	630	166,000
Trichloroethene	370	5 U	51 (102.3 % Rec.)	20 U	41,000
Perchloroethene	40 U	5 U	47 (94.1 % Rec.)	20 U	1000 U
Field Laboratory Number:	GST100109-W35	GST100109-W36	GST100109-W37	GST100109-W38	GST100109-W39
Client Field Description:	LC34-DPT259-38.0-20091002	LC34-DPT260-08.0-20091002	LC34-DPT260-18.0-20091002	LC34-DPT260-25.0-20091002	LC34-DPT260-38.0-20091002
Matrix:	Water	Water	Water	Water	Water
Sample Size:	0.035 ml	3 ml	0.50 ml	0.01 ml	0.035 ml
Sample Collection Date /Received:	10/2/9 1445	10/2/9 1522	10/2/9 1532	10/2/9 1545	10/2/9 1559
Analysis Date:	10/2/2009	10/2/2009	10/2/2009	10/2/2009	10/2/2009
Vinyl chloride	97,400	3 U	1,400	5,500	143,000
1,1-Dichloroethene	290 U	3 U	20 U	1000 U	470
trans-1,2-Dichloroethene	880	3 U	65	2800	820
cis-1,2-Dichloroethene	174,000	3 U	1,000	65,900	520,000
Trichloroethene	290 U	3 U	20 U	90,800	290 U
Perchloroethene	290 U	3 U	20 U	1000 U	290 U

All data is calculated on a wet weight basis.
All data results meet all requirements of the NELAC Standards unless test results contain qualifiers. If qualifiers are assigned, see below for qualifier description. Results apply to samples above.
Note(s):

FDEP Data Qualifier Codes (Document Reference: FDEP QA-001/92) Section 10.0 Table 10.2 per field chemist's review.
U = Indicates that the compound was analyzed for but not detected at the quantitation limit. The value associated with the qualifier shall be the method detection limit.
J = Estimated value due to sample response greater than calibration curve.

Analytical Laboratories of Florida: Laboratory Results

Site Project Name: LC34 Mobile Lab Services
Site Location: LC 34, KSC, Fl.
Client Name: GeoSyntec Consultants (Titusville office)
Client Contact: Jim Langenbach (321-269-5880)
Analysis Methodology: EPA 8021 (subset)

Client Purchase Order Number: FL 509775
Laboratory Project Name: GST100109
Laboratory Address: 535 Riverdale Drive
Merritt Island, Florida 32953
321-258-1355
Laboratory Contact: Dale Schamp

Field Chemist: Dale A. Schamp
Signature: Dale A Schamp
(Draft Copy unless Signature present.)
Date: 10/12/9
NELAC Certification Number: E83934

Target Compounds	Concentration Levels in Parts per Billion (ug/L or ug/Kg)				
Field Laboratory Number:	GST100109-W40	GST100109-W41	GST100109-W42	GST100109-W43	GST100109-W44
Client Field Description:	LC34-DPT261-08.0-20091002	LC34-DPT261-18.0-20091002	LC34-DPT261-25.0-20091002	LC34-DPT261-38.0-20091002	LC34-DPT262-08.0-20091005
Matrix:	Water	Water	Water	Water	Water
Sample Size:	10 ml	0.01 ml	0.035 ml	0.20 ml	10 ml
Sample Collection Date /Received:	10/2/9 1630	10/2/9 1647	10/2/9 1652	10/2/9 1710	10/5/9 0912
Analysis Date:	10/2/2009	10/2/2009	10/2/2009	10/2/2009	10/5/2009
Vinyl chloride	1 U	11,100	47,800	4,900	2
1,1-Dichloroethene	1 U	1000 U	290 U	50 U	1 U
trans-1,2-Dichloroethene	1 U	1700	1500	95	1 U
cis-1,2-Dichloroethene	2	34,400	63,200	4,500	2
Trichloroethene	1 U	16,200	290 U	210	1 U
Perchloroethene	1 U	1000 U	290 U	50 U	1 U
Field Laboratory Number:	GST100109-W44 Spike	GST100109-W45	GST100109-W46	GST100109-W46 Duplicate	GST100109-W47
Client Field Description:	LC34-DPT262-08.0-20091005	LC34-DPT262-18.0-20091005	LC34-DPT262-25.0-20091005	LC34-DPT262-25.0-20091005	LC34-DPT262-38.0-20091005
Matrix:	Water & 10 ppb	Water	Water	Water	Water
Sample Size:	10 ml	0.5 ml	0.035 ml	0.010 ml	0.035 ml
Sample Collection Date /Received:	10/5/9 0912	10/5/9 0927	10/5/9 0940	10/5/9 0940	10/5/9 0957
Analysis Date:	10/5/2009	10/5/2009	10/5/2009	10/5/2009	10/5/2009
Vinyl chloride	13 (109.7 % Rec.)	2,200	2,700	2,300	6,000
1,1-Dichloroethene	11 (110.9 % Rec.)	20 U	290 U	1000 U	290 U
trans-1,2-Dichloroethene	11 (111.9 % Rec.)	20 U	3800	3300	290 U
cis-1,2-Dichloroethene	12 (107.4 % Rec.)	230	269000 J	239,000	88,100
Trichloroethene	9.5 (94.7 % Rec.)	1,400	256000 J	241,000	6,000
Perchloroethene	11 (106.3 % Rec.)	20 U	290 U	1000 U	290 U
Field Laboratory Number:	GST100109-W48	GST100109-W49	GST100109-W50	GST100109-W51	GST100109-W52
Client Field Description:	LC34-DPT263-08.0-20091005	LC34-DPT263-18.0-20091005	LC34-DPT263-25.0-20091005	LC34-DPT263-38.0-20091005	LC34-DPT263-57.0-20091005
Matrix:	Water	Water	Water	Water	Water
Sample Size:	2 ml	0.01 ml	0.01 ml	0.035 ml	0.002 ml
Sample Collection Date /Received:	10/5/9 1038	10/5/9 1057	10/5/9 1111	10/5/9 1128	10/5/9 1158
Analysis Date:	10/5/2009	10/5/2009	10/5/2009	10/5/2009	10/5/2009
Vinyl chloride	620	18,500	53,900	6,300	5000 U
1,1-Dichloroethene	5 U	1000 U	1000 U	290 U	5000 U
trans-1,2-Dichloroethene	36	2600	2800	290 U	5000 U
cis-1,2-Dichloroethene	110	196,000	131,000	25,100	60,300
Trichloroethene	5 U	106,000	43,300	1,600	148,000
Perchloroethene	5 U	1000 U	1000 U	290 U	5000 U

All data is calculated on a wet weight basis.
All data results meet all requirements of the NELAC Standards unless test results contain qualifiers. If qualifiers are assigned, see below for qualifier description. Results apply to samples above.
Note(s):

FDEP Data Qualifier Codes (Document Reference: FDEP QA-001/92) Section 10.0 Table 10.2 per field chemist's review.
U = Indicates that the compound was analyzed for but not detected at the quantitation limit. The value associated with the qualifier shall be the method detection limit.
J = Estimated value due to sample response greater than calibration curve.

Analytical Laboratories of Florida: Laboratory Results

Site Project Name: LC34 Mobile Lab Services
Site Location: LC 34, KSC, Fl.
Client Name: GeoSyntec Consultants (Titusville office)
Client Contact: Jim Langenbach (321-269-5880)
Analysis Methodology: EPA 8021 (subset)

Client Purchase Order Number: FL 509775
Laboratory Project Name: GST100109
Laboratory Address: 535 Riverdale Drive
Merritt Island, Florida 32953
321-258-1355
Laboratory Contact: Dale Schamp

Field Chemist: Dale A. Schamp
Signature: Dale A Schamp
(Draft Copy unless Signature present.)
Date: 10/12/9
NELAC Certification Number: E83934

Target Compounds	Concentration Levels in Parts per Billion (ug/L or ug/Kg)				
Field Laboratory Number:	GST100109-W53	GST100109-W54	GST100109-W55	GST100109-W56	GST100109-W57
Client Field Description:	LC34-DPT264-08.0-20091005	LC34-DPT264-18.0-20091005	LC34-DPT264-25.0-20091005	LC34-DPT264-38.0-20091005	LC34-DPT265-08.0-20091005
Matrix:	Water	Water	Water	Water	Water
Sample Size:	10 ml	0.1 ml	0.035 ml	0.002 ml	3 ml
Sample Collection Date /Received:	10/5/0 1408	10/5/9 1425	10/5/9 1440	10/5/9 1500	10/5/9 1550
Analysis Date:	10/5/2009	10/5/2009	10/5/2009	10/5/2009	10/5/2009
Vinyl chloride	1 U	1,100	920	5000 U	3 U
1,1-Dichloroethene	1 U	100 U	290 U	5000 U	3 U
trans-1,2-Dichloroethene	1 U	120	1000	5000 U	3 U
cis-1,2-Dichloroethene	2	2,000	71,900	105,000	3 U
Trichloroethene	1 U	210	198,000	486,000	3 U
Perchloroethene	1 U	100 U	290 U	5000 U	3 U
Field Laboratory Number:	GST100109-W58	GST100109-W59	GST100109-W60	GST100109-W60 Duplicate	GST100109-W61
Client Field Description:	LC34-DPT265-18.0-20091005	LC34-DPT265-25.0-20091005	LC34-DPT265-38.0-20091005	LC34-DPT265-38.0-20091005	LC34-DPT266-08.0-20091005
Matrix:	Water	Water	Water	Water	Water
Sample Size:	0.5 ml	0.05 ml	0.010 ml	0.010 ml	10 ml
Sample Collection Date /Received:	10/5/9 1605	10/5/9 1617	10/5/9 1635	10/5/9 1635	10/5/9 1717
Analysis Date:	10/5/2009	10/5/2009	10/5/2009	10/5/2009	10/5/2009
Vinyl chloride	960	350	1000 U	1000 U	2
1,1-Dichloroethene	20 U	200 U	1000 U	1000 U	1 U
trans-1,2-Dichloroethene	33	200 U	1000 U	1000 U	1 U
cis-1,2-Dichloroethene	1,000	2,100	254,000	256,000	6
Trichloroethene	740	510	471,000	467,000	4
Perchloroethene	20 U	200 U	1000 U	1000 U	1 U
Field Laboratory Number:	GST100109-W62	GST100109-W63	GST100109-W64	GST100109-W65	GST100109-W66
Client Field Description:	LC34-DPT266-18.0-20091005	LC34-DPT266-25.0-20091005	LC34-DPT266-38.0-20091006	LC34-DPT266-57.0-20091006	LC34-DPT267-08.0-20091006
Matrix:	Water	Water	Water	Water	Water
Sample Size:	0.050 ml	0.035 ml	0.01 ml	0.025 ml	10 ml
Sample Collection Date /Received:	10/5/9 1735	10/5/9 1750	10/6/9 0820	10/6/9 0845	10/6/9 0953
Analysis Date:	10/5/2009	10/5/2009	10/6/2009	10/6/2009	10/6/2009
Vinyl chloride	1,000	290 U	9,200	400 U	330
1,1-Dichloroethene	200 U	290 U	1000 U	400 U	1 U
trans-1,2-Dichloroethene	200 U	290 U	3600	400 U	54
cis-1,2-Dichloroethene	2,800	910	87,900	32,600	21
Trichloroethene	1,700	1,100	12,600	55,200	1 U
Perchloroethene	200 U	290 U	1000 U	400 U	1 U

All data is calculated on a wet weight basis.
All data results meet all requirements of the NELAC Standards unless test results contain qualifiers. If qualifiers are assigned, see below for qualifier description. Results apply to samples above.
Note(s):

FDEP Data Qualifier Codes (Document Reference: FDEP QA-001/92) Section 10.0 Table 10.2 per field chemist's review.
U = Indicates that the compound was analyzed for but not detected at the quantitation limit. The value associated with the qualifier shall be the method detection limit.
J = Estimated value due to sample response greater than calibration curve.

Analytical Laboratories of Florida: Laboratory Results

Site Project Name: LC34 Mobile Lab Services
Site Location: LC 34, KSC, Fl.
Client Name: GeoSyntec Consultants (Titusville office)
Client Contact: Jim Langenbach (321-269-5880)
Analysis Methodology: EPA 8021 (subset)

Client Purchase Order Number: FL 509775
Laboratory Project Name: GST100109
Laboratory Address: 535 Riverdale Drive
Merritt Island, Florida 32953
321-258-1355
Laboratory Contact: Dale Schamp

Field Chemist: Dale A. Schamp
Signature: Dale A Schamp
(Draft Copy unless Signature present.)
Date: 10/12/9
NELAC Certification Number: E83934

Target Compounds	Concentration Levels in Parts per Billion (ug/L or ug/Kg)				
Field Laboratory Number:	GST100109-W67	GST100109-W67 Duplicate	GST100109-W68	GST100109-W69	GST100109-W70
Client Field Description:	LC34-DPT267-18.0-20091006	LC34-DPT267-18.0-20091006	LC34-DPT267-25.0-20091006	LC34-DPT267-38.0-20091006	LC34-DPT268-08.0-20091006
Matrix:	Water	Water	Water	Water	Water
Sample Size:	0.010 ml	0.010 ml	0.002 ml	0.025 ml	5 ml
Sample Collection Date /Received:	10/6/9 1010	10/6/9 1010	10/6/9 1025	10/6/9 1040	10/6/9 1123
Analysis Date:	10/6/2009	10/6/2009	10/6/2009	10/6/2009	10/6/2009
Vinyl chloride	7,800	7,900	5,500	400 U	38
1,1-Dichloroethene	1000 U	1000 U	5000 U	400 U	2 U
trans-1,2-Dichloroethene	3200	3200	5000 U	400 U	12
cis-1,2-Dichloroethene	214,000	216,000	228,000	11,000	31
Trichloroethene	4,600	4,400	231,000	4,900	31
Perchloroethene	1000 U	1000 U	5000 U	400 U	2 U
Field Laboratory Number:	GST100109-W70 Spike	GST100109-W70 Spike Dup.	GST100109-W71	GST100109-W72	GST100109-W73
Client Field Description:	LC34-DPT268-08.0-20091006	LC34-DPT268-08.0-20091006	LC34-DPT268-18.0-20091006	LC34-DPT268-25.0-20091006	LC34-DPT268-38.0-20091006
Matrix:	Water & 20 ppb	Water & 20 ppb	Water	Water	Water
Sample Size:	5 ml	5 ml	0.05 ml	0.002 ml	0.002 ml
Sample Collection Date /Received:	10/6/9 1123	10/6/9 1123	10/6/9 1140	10/6/9 1156	10/6/9 1212
Analysis Date:	10/6/2009	10/6/2009	10/6/2009	10/6/2009	10/6/2009
Vinyl chloride	58 (99.3 % Rec.)	56 (89.0 % Rec.)	890	15,000	5000 U
1,1-Dichloroethene	20 (102.6 % Rec.)	22 (113.8 % Rec.)	200 U	5000 U	5000 U
trans-1,2-Dichloroethene	33 (104.1 % Rec.)	34 (111.9 % Rec.)	200 U	5000 U	5000 U
cis-1,2-Dichloroethene	53 (110.1 % Rec.)	54 (114.2 % Rec.)	390	196,000	263,000
Trichloroethene	52 (110.1 % Rec.)	53 (109.0 % Rec.)	470	969,000	496,000
Perchloroethene	20 (103.9 % Rec.)	17 (87.2 % Rec.)	200 U	5000 U	5000 U
Field Laboratory Number:	GST100109-W74	GST100109-W75	GST100109-W76	GST100109-W77	GST100109-W78
Client Field Description:	LC34-DPT269-08.0-20091006	LC34-DPT269-18.0-20091006	LC34-DPT269-25.0-20091006	LC34-DPT269-38.0-20091006	LC34-DPT270-08.0-20091006
Matrix:	Water	Water	Water	Water	Water
Sample Size:	3 ml	0.035 ml	0.002 ml	0.002 ml	3 ml
Sample Collection Date /Received:	10/6/9 1350	10/6/9 1400	10/6/9 1415	10/6/9 1432	10/6/9 1540
Analysis Date:	10/6/2009	10/6/2009	10/6/2009	10/6/2009	10/6/2009
Vinyl chloride	48	21,600	31,000	15,700	10
1,1-Dichloroethene	3 U	290 U	5000 U	5000 U	3 U
trans-1,2-Dichloroethene	3 U	1500	5000 U	5000 U	3 U
cis-1,2-Dichloroethene	98	79,100	105,000	102,000	68
Trichloroethene	29	300	16,300	848,000	670
Perchloroethene	3 U	290 U	5000 U	5000 U	3 U

All data is calculated on a wet weight basis.
All data results meet all requirements of the NELAC Standards unless test results contain qualifiers. If qualifiers are assigned, see below for qualifier description. Results apply to samples above.
Note(s):

FDEP Data Qualifier Codes (Document Reference: FDEP QA-001/92) Section 10.0 Table 10.2 per field chemist's review.
U = Indicates that the compound was analyzed for but not detected at the quantitation limit. The value associated with the qualifier shall be the method detection limit.
J = Estimated value due to sample response greater than calibration curve.

Analytical Laboratories of Florida: Laboratory Results

Site Project Name: LC34 Mobile Lab Services
Site Location: LC 34, KSC, Fl.
Client Name: GeoSyntec Consultants (Titusville office)
Client Contact: Jim Langenbach (321-269-5880)
Analysis Methodology: EPA 8021 (subset)

Client Purchase Order Number: FL 509775
Laboratory Project Name: GST100109
Laboratory Address: 535 Riverdale Drive
Merritt Island, Florida 32953
321-258-1355
Laboratory Contact: Dale Schamp

Field Chemist: Dale A. Schamp
Signature: Dale A Schamp
(Draft Copy unless Signature present.)
Date: 10/12/9
NELAC Certification Number: E83934

Target Compounds	Concentration Levels in Parts per Billion (ug/L or ug/Kg)				
Field Laboratory Number:	GST100109-W79	GST100109-W80	GST100109-W81	GST100109-W82	GST100109-W82 Duplicate
Client Field Description:	LC34-DPT270-18.0-20091006	LC34-DPT270-25.0-20091006	LC34-DPT270-38.0-20091006	LC34-DPT271-08.0-20091007	LC34-DPT271-08.0-20091007
Matrix:	Water	Water	Water	Water	Water
Sample Size:	0.010 ml	0.002 ml	0.02 ml	3 ml	3 ml
Sample Collection Date /Received:	10/6/9 1557	10/6/9 1610	10/6/9 1630	10/7/9 0935	10/7/9 0935
Analysis Date:	10/6/2009	10/6/2009	10/6/2009	10/7/2009	10/7/2009
Vinyl chloride	1,600	5000 U	3,900	47	42
1,1-Dichloroethene	1000 U	5000 U	500 U	3 U	3 U
trans-1,2-Dichloroethene	2000	5000 U	500 U	4	3
cis-1,2-Dichloroethene	101,000	317,000	54,800	54	50
Trichloroethene	181,000	359,000	3,600	15	13
Perchloroethene	1000 U	5000 U	500 U	3 U	3 U
Field Laboratory Number:	GST100109-W83	GST100109-W84	GST100109-W85	GST100109-W86	GST100109-W86 Spike
Client Field Description:	LC34-DPT271-18.0-20091007	LC34-DPT271-25.0-20091007	LC34-DPT271-57.0-20091007	LC34-DPT272-08.0-20091007	LC34-DPT272-08.0-20091007
Matrix:	Water	Water	Water	Water	Water & 33 ppb
Sample Size:	0.035 ml	0.002 ml	0.05 ml	3 ml	3 ml
Sample Collection Date /Received:	10/7/9 0950	10/7/9 1001	10/7/9 1025	10/7/9 1125	10/7/9 1125
Analysis Date:	10/7/2009	10/7/2009	10/7/2009	10/7/2009	10/7/2009
Vinyl chloride	660	5000 U	200 U	3 U	37 (112.3 % Rec.)
1,1-Dichloroethene	290 U	5000 U	200 U	3 U	34 (100.7 % Rec.)
trans-1,2-Dichloroethene	290 U	5000 U	200 U	3 U	34 (100.7 % Rec.)
cis-1,2-Dichloroethene	5,900	47,100	5,300	7	41 (101.8 % Rec.)
Trichloroethene	17,500	743,000	14,200	19	56 (111.8 % Rec.)
Perchloroethene	290 U	5000 U	200 U	3 U	34 9100.7 % Rec.)
Field Laboratory Number:	GST100109-W87	GST100109-W88	GST100109-W89	GST100109-W90	GST100109-W91
Client Field Description:	LC34-DPT272-18.0-20091007	LC34-DPT272-25.0-20091007	LC34-DPT272-38.0-20091007	LC34-DPT273-08.0-20091007	LC34-DPT273-18.0-20091007
Matrix:	Water	Water	Water	Water	Water
Sample Size:	0.25 ml	0.010 ml	0.050 ml	3 ml	0.1 ml
Sample Collection Date /Received:	10/7/9 1140	10/7/9 1202	10/7/9 1217	10/7/9 1435	10/7/9 1445
Analysis Date:	10/7/2009	10/7/2009	10/7/2009	10/7/2009	10/7/2009
Vinyl chloride	1,200	1000 U	200 U	4	360
1,1-Dichloroethene	40 U	1000 U	200 U	3 U	100 U
trans-1,2-Dichloroethene	120	1200	200 U	3 U	1400
cis-1,2-Dichloroethene	3,800	80,000	9,000	19	40,600
Trichloroethene	280	457,000	6,600	10	9,100
Perchloroethene	40 U	1000 U	200 U	3 U	100 U

All data is calculated on a wet weight basis.
All data results meet all requirements of the NELAC Standards unless test results contain qualifiers. If qualifiers are assigned, see below for qualifier description. Results apply to samples above.
Note(s):

FDEP Data Qualifier Codes (Document Reference: FDEP QA-001/92) Section 10.0 Table 10.2 per field chemist's review.
U = Indicates that the compound was analyzed for but not detected at the quantitation limit. The value associated with the qualifier shall be the method detection limit.
J = Estimated value due to sample response greater than calibration curve.

Analytical Laboratories of Florida: Laboratory Results

Site Project Name: LC34 Mobile Lab Services
Site Location: LC 34, KSC, Fl.
Client Name: GeoSyntec Consultants (Titusville office)
Client Contact: Jim Langenbach (321-269-5880)
Analysis Methodology: EPA 8021 (subset)

Client Purchase Order Number: FL 509775
Laboratory Project Name: GST100109
Laboratory Address: 535 Riverdale Drive
Merritt Island, Florida 32953
321-258-1355
Laboratory Contact: Dale Schamp

Field Chemist: Dale A. Schamp
Signature: Dale A Schamp
(Draft Copy unless Signature present.)
Date: 10/12/9
NELAC Certification Number: E83934

Target Compounds	Concentration Levels in Parts per Billion (ug/L or ug/Kg)				
Field Laboratory Number:	GST100109-W92	GST100109-W93	GST100109-W94	GST100109-W95	GST100109-W96
Client Field Description:	LC34-DPT273-25.0-20091007	LC34-DPT273-57.0-20091007	LC34-DPT274-08.0-20091007	LC34-DPT274-18.0-20091007	LC34-DPT274-25.0-20091007
Matrix:	Water	Water	Water	Water	Water
Sample Size:	0.010 ml	0.10 ml	3 ml	0.025 ml	0.025 ml
Sample Collection Date /Received:	10/7/9 1455	10/7/9 1520	10/7/9 1615	10/7/9 1630	10/7/9 1642
Analysis Date:	10/7/2009	10/7/2009	10/7/2009	10/7/2009	10/7/2009
Vinyl chloride	1000 U	100 U	3 U	13,000	18,300
1,1-Dichloroethene	1000 U	100 U	3 U	400 U	400 U
trans-1,2-Dichloroethene	3300	100 U	3 U	3000	27200
cis-1,2-Dichloroethene	162,000	450	4	136,000	157,000
Trichloroethene	86,200	340	4	20,700	1,900
Perchloroethene	1000 U	100 U	3 U	400 U	400 U
Field Laboratory Number:	GST100109-W97	GST100109-W98	GST100109-W99	GST100109-W100	GST100109-W101
Client Field Description:	LC34-DPT274-38.0-20091007	LC34-DPT275-08.0-20091007	LC34-DPT275-18.0-20091007	LC34-DPT275-25.0-20091007	LC34-DPT275-38.0-20091007
Matrix:	Water	Water	Water	Water	Water
Sample Size:	0.1 ml	3 ml	0.25 ml	0.002 ml	0.5 ml
Sample Collection Date /Received:	10/7/9 1700	10/7/9 1732	10/7/9 1743	10/7/9 1755	10/7/9 1810
Analysis Date:	10/7/2009	10/7/2009	10/7/2009	10/7/2009	10/7/2009
Vinyl chloride	100 U	3 U	110	9,100	31
1,1-Dichloroethene	100 U	3 U	40 U	5000 U	20 U
trans-1,2-Dichloroethene	100 U	3 U	40 U	5000 U	20 U
cis-1,2-Dichloroethene	360	3 U	1,200	179,000	490
Trichloroethene	100 U	3 U	99	85,100	180
Perchloroethene	100 U	3 U	40 U	5000 U	20 U
Field Laboratory Number:	n/a	n/a	n/a	n/a	n/a
Client Field Description:	n/a	n/a	n/a	n/a	n/a
Matrix:	n/a	n/a	n/a	n/a	n/a
Sample Size:	n/a	n/a	n/a	n/a	n/a
Sample Collection Date /Received:	n/a	n/a	n/a	n/a	n/a
Analysis Date:	n/a	n/a	n/a	n/a	n/a
Vinyl chloride	n/a	n/a	n/a	n/a	n/a
1,1-Dichloroethene	n/a	n/a	n/a	n/a	n/a
trans-1,2-Dichloroethene	n/a	n/a	n/a	n/a	n/a
cis-1,2-Dichloroethene	n/a	n/a	n/a	n/a	n/a
Trichloroethene	n/a	n/a	n/a	n/a	n/a
Perchloroethene	n/a	n/a	n/a	n/a	n/a

All data is calculated on a wet weight basis.
All data results meet all requirements of the NELAC Standards unless test results contain qualifiers. If qualifiers are assigned, see below for qualifier description. Results apply to samples above.
Note(s):

FDEP Data Qualifier Codes (Document Reference: FDEP QA-001/92) Section 10.0 Table 10.2 per field chemist's review.
U = Indicates that the compound was analyzed for but not detected at the quantitation limit. The value associated with the qualifier shall be the method detection limit.
J = Estimated value due to sample response greater than calibration curve.

KB LABS, INC.
25132 SW 1st Ave
Newberry, Florida 32669

***Telephone* (352) 367-0073**
***Fax* (352) 472-5832**
Email: info@kbmobilelabs.com

October 19, 2009

Rebecca DaPrato
GeoSyntec Consultants
6770 S. Washington Ave, Suite 3
Titusville, FL 32780

RE: NASA MLP-VAB/LC-34, KSC, FL - Final Data Report
KB Labs Project # 09-104

Dear Ms. DaPrato:

Enclosed is the final report of the on-site analysis performed by KB Labs, Inc. at the above referenced site. Samples were collected and analyzed from September 14 to October 16, 2009. Included are a brief project narrative, data report narrative, tables listing quality control results, final analytical results, and sample chain-of-custody form.

KB Labs' mobile laboratories have been inspected by the FDOH Bureau of Laboratories and are NELAP Certified as of April 1, 2003. Our personnel, methodology, proficiency testing, and quality assurance requirements comply with the guidelines of Chapter 62-160 of the Florida Administrative Code and with the consensus standards adopted at the National Environmental Laboratory Accreditation Conference (NELAC). Data for the site referenced above were determined in accordance with published procedures under Test Methods for Evaluating Solid Waste (EPA SW-846, Update III Revised May 1997). Unless otherwise indicated on the quality control narrative accompanying the data report, the quality assurance and quality control procedures performed in conjunction with analysis of groundwater samples demonstrated that the reported data met our requirements for accuracy and precision under NELAC Standards.

If you have any questions, please do not hesitate to call me or Kelly Bergdoll, President of KB Labs, at (352) 367-0073.

Sincerely,

KB Labs, Inc.

Todd Romero
Director of Operations

"KB Labs is a small, woman-owned business enterprise."

KB Labs, Inc.
6821 SW Archer Road
Gainesville, FL 32608
Phone: 352-367-0073
Fax: 352-367-0073
Email: info@kbmobilelabs.com

PROJECT NARRATIVE

Project Scope

From September 14 to October 16, 2009, a total of 431 water samples were analyzed for GeoSyntec Consultants at NASA MLP-VAB & LC34 KSC, FL. The samples were analyzed for vinyl chloride, 1,1-dichloroethene, cis- and trans-1, 2-dichloroethene, trichloroethene, and tetrachloroethene.

NELAP Certification

KB Mobile Labs Unit KB3: FDOH NELAP Certification Number E82816
KB Mobile Labs Unit KB1: FDOH NELAP Certification Number E82815

Analytical Procedure

All samples were analyzed using SW846 Method 5030/8260 for waters. Ten (10) milliliters (mL) of water or air (air samples) were purged with helium and the volatile organic compounds (VOCs) were collected on a solid-phase adsorption trap. The adsorption trap was heated and back-purged with helium. The components were then separated by capillary column gas chromatography and measured with a mass spectrometer (GC/MS) operated in the electron impact full-scan mode. The individual VOCs in the samples were measured against corresponding VOC standards.

Analytical Results

Laboratory results were provided to the client on an as-completed or next-day basis. Final results of the on-site analyses are provided in a hardcopy report. The data produced and reported in the field has been reviewed and approved for this final report by the Director of Operations for KB Labs.

Uncertainty of Reported Values

All measurement data presented in this report are subject to a degree of uncertainty and the degree of uncertainty varies with each compound of interest. KB Labs estimates the uncertainty of each measurement using a statistical evaluation of the standard deviation from the mean percent recovery of a number of trials of a given measurement. More specifically, KB Labs maintains historical percent recovery control limits at the 99% confidence level for each analyte of interest. These are calculated as $\pm$ 3 times the standard deviation from the mean of historical measurements of the percent recovery of spikes of the analytes of interest into actual and control sample matrices. For example, if the lower and upper percent recovery control limits for a specific analyte of interest

KB Labs, Inc.
6821 SW Archer Road
Gainesville, FL 32608
Phone: 352-367-0073
Fax: 352-367-0073
Email: info@kbmobilelabs.com

have been determined to be 70 and 100 percent respectively, a reported value of 10.0 ug/L will be with 99% confidence 7.0 to 13.0 ug/L.For more information about KB Labs estimation of uncertainty, contact KB Labs' quality assurance officer and/or request a copy of KB Labs' SOP for determining measurement uncertainty.

Quality Control (QC) Data

Surrogate Recoveries – Table 1 lists the daily analytical sequence and percent recovery results for surrogate compounds, which were added to all analyses. Four (4) surrogate compounds were added to each analysis in order to continually monitor general method performance.

VOC Spike Recoveries – Table 2 lists the percent recovery results for matrix spike and laboratory control samples. A known amount of each target compound was added to selected field samples and to laboratory reagent water in order to monitor the performance of each of the target compounds in the actual matrix and in laboratory reagent water.

Method Blanks – Daily analysis of laboratory reagent water samples was performed in order to monitor the cleanliness of the analytical system.

DATA REPORT NARRATIVE

1. All sample data has been reviewed and, if required, updated in the Final Data Report for rounding and significant figures.

2. Sample ID MLPV-DPT0436-038.0-20090929 has an "L" qualifier for vinyl chloride indicating the Concentration exceeded Calibration range.

3. Sample ID MLPV-DPT0449-043.0-20091002 has an "L" qualifier for vinyl chloride indicating the concentration exceeded Calibration range.

4. Sample ID MLPV-DPT0450-033.0-20091002 reported c-1, 2-dichloroethene 1.0 changed to <1.0ug/L.

5. Changes for sample ID MLPV-DPT0468-043.0-20091008 reported:
   t-1,2-dichloroethene 39.9 changed to <1.0ug/L.
   c-1,2-dichloroethene 13.2 changed to 39.9ug/L.
   trichloroethene <1.0 changed to 13.2ug/L.

KB Labs, Inc.
6821 SW Archer Road
Gainesville, FL 32608
Phone: 352-367-0073
Fax: 352-367-0073
Email: info@kbmobilelabs.com

6. Sample ID LC34-18 reported trichloroethene 200J changed to 2000ug/L.

KB LABS, INC.

Table 1: Analytical Run Sequence/Surrogate Percent Recoveries

Client: GeoSyntec Consultants	**Driller/Sampler**: GeoSyntec Consultants	**Analyst:** Tuann Luu, Glenn Jackson, Herb Kelly
Site: NASA MLP-VAB	**KB Labs Project Manager**: Kelly Bergdoll	**KB Labs Project No:** 09-104
On-site Dates: 09/14/09-10/16/09	**Client Project Manager**: Rebecca DaPrato	**Matrix:** Water

Sample ID	Date of Analysis	Surrogate % Recovery				Surrogate Control Limits			
		S1*	S2*	S3*	S4*	S1*	S2*	S3*	S4*
MLPV-DPT0463-028.0-20091008	10/08/09	100	87	101	114	Pass	Pass	Pass	Pass
MLPV-DPT0463-033.0-20091008	10/08/09	99	89	102	118	Pass	Pass	Pass	Pass
MLPV-DPT0463-038.0-20091008	10/08/09	99	90	102	112	Pass	Pass	Pass	Pass
MLPV-DPT0463-043.0-20091008	10/08/09	102	91	100	118	Pass	Pass	Pass	Pass
MLPV-DPT0463-048.0-20091008	10/08/09	100	88	101	115	Pass	Pass	Pass	Pass
MLPV-DPT0463-043.0-20091008	10/08/09	104	93	99	119	Pass	Pass	Pass	Pass
MLPV-DPT0464-028.0-20091008	10/08/09	107	94	100	115	Pass	Pass	Pass	Pass
MLPV-DPT0464-033.0-20091008	10/08/09	103	95	101	116	Pass	Pass	Pass	Pass
MLPV-DPT0464-038.0-20091008	10/08/09	105	91	102	117	Pass	Pass	Pass	Pass
MLPV-DPT0464-043.0-20091008	10/08/09	107	97	101	118	Pass	Pass	Pass	Pass
MLPV-DPT0464-048.0-20091008	10/08/09	100	96	100	118	Pass	Pass	Pass	Pass
MLPV-DPT0464-053.0-20091008	10/08/09	97	94	100	116	Pass	Pass	Pass	Pass
MLPV-DPT0465-028.0-20091008	10/08/09	103	94	99	116	Pass	Pass	Pass	Pass
MLPV-DPT0465-033.0-20091008	10/08/09	106	91	99	115	Pass	Pass	Pass	Pass
MLPV-DPT0465-038.0-20091008	10/08/09	101	96	97	113	Pass	Pass	Pass	Pass
MLPV-DPT0465-043.0-20091008	10/08/09	103	92	99	113	Pass	Pass	Pass	Pass
MLPV-DPT0465-048.0-20091008	10/08/09	102	93	100	112	Pass	Pass	Pass	Pass
MLPV-DPT0465-048.0-20091008	10/08/09	103	93	104	102	Pass	Pass	Pass	Pass
MLPV-DPT0466-028.0-20091008	10/08/09	101	98	103	109	Pass	Pass	Pass	Pass
MLPV-DPT0466-033.0-20091008	10/08/09	98	95	101	116	Pass	Pass	Pass	Pass
MLPV-DPT0466-038.0-20091008	10/08/09	101	93	100	115	Pass	Pass	Pass	Pass
MLPV-DPT0466-043.0-20091008	10/08/09	105	105	98	113	Pass	Pass	Pass	Pass
MLPV-DPT0466-048.0-20091008	10/08/09	102	93	100	112	Pass	Pass	Pass	Pass
MLPV-DPT0466-043.0-20091008	10/08/09	100	90	98	110	Pass	Pass	Pass	Pass
MLPV-DPT0466-028.0-20091008MS	10/08/09	97	99	98	80	Pass	Pass	Pass	Pass
MLPV-DPT0466-028.0-20091008MSD	10/08/09	95	101	97	81	Pass	Pass	Pass	Pass
VSTD 20	10/08/09	101	94	102	80	Pass	Pass	Pass	Pass
RSTD 20	10/08/09	101	107	97	80	Pass	Pass	Pass	Pass
BLANK	10/08/09	108	100	97	111	Pass	Pass	Pass	Pass
MLPV-DPT0467-033.0-20091008	10/08/09	100	90	100	116	Pass	Pass	Pass	Pass
MLPV-DPT0467-038.0-20091008	10/08/09	101	93	100	115	Pass	Pass	Pass	Pass
MLPV-DPT0467-043.0-20091008	10/08/09	102	92	99	116	Pass	Pass	Pass	Pass
MLPV-DPT0467-048.0-20091008	10/08/09	99	92	100	111	Pass	Pass	Pass	Pass
MLPV-DPT0467-053.0-20091008	10/08/09	107	97	99	113	Pass	Pass	Pass	Pass
~~BLANK~~	~~10/08/09~~	~~102~~	~~91~~	~~100~~	~~113~~	~~Pass~~	~~Pass~~	~~Pass~~	~~Pass~~
LC34-DPT0276-018.0-20091008 1:1000	10/08/09	100	94	101	116	Pass	Pass	Pass	Pass
LC34-DPT0276-025.0-20091008 1:1000	10/08/09	103	92	102	117	Pass	Pass	Pass	Pass
LC34-DPT0276-018.0-20091008 1:500	10/08/09	102	100	100	115	Pass	Pass	Pass	Pass
LC34-DPT0276-025.0-20091008 1:500	10/08/09	107	98	96	114	Pass	Pass	Pass	Pass
BLANK	10/08/09	110	113	94	112	Pass	Pass	Pass	Pass
MLPV-DPT0468-038.0-20091008	10/08/09	104	95	100	114	Pass	Pass	Pass	Pass
MLPV-DPT0467-033.0-20091008 MS	10/08/09	100	106	96	77	Pass	Pass	Pass	Pass
MLPV-DPT0467-033.0-20091008 MSD	10/08/09	102	103	96	80	Pass	Pass	Pass	Pass

***Surrogate Compounds:**
S1 = Dibromofluoromethane (54% - 149%)
S2 = 1,2- Dichloroethane-D4 (61% - 156%)
S3 = Toluene-D8 (72% - 127%)
S4 = 4-Bromofluorobenzene (72% - 125%)

KB LABS, INC.

Final Data Report

Project Number : 09-104

NASA LC34

KSC, FL

Prepared for: GeoSyntec Consultants

Samplel ID	Analysis Date	Matrix	Dilution Factor	Vinyl chloride	1,1-Dichloroethene	trans-1,2-Dichloroethene	cis-1,2-Dichloroethene	Trichloroethene	Tetrachloroethene
Water MDL (ug/L)				**0.27**	**0.27**	**0.33**	**0.39**	**0.56**	**0.36**
LC34-DPT0276-018.0-20091008	10/8/09	Water	500	**350 J**	<500	**730**	**21000**	**2000**	<500
LC34-DPT0276-025.0-20091008	10/8/09	Water	500, 1000	**14000**	<500	**1300**	**73000**	<500	<500

Reporting units for waters are ug/L and for soils are mg/kg.

CHAIN-OF-CUSTODY RECORD

Mobile Laboratory Services

☐ 25132 SW 1st Avenue
Newberry, FL 32669
TEL (352) 367-0073
FAX (352) 472-5832

☐ 200 Quade Drive
Cary, NC 27513
TEL (919) 678-0030

MOBILE UNIT # KB3

CLIENT NAME: Geosyntec

PROJECT NAME & ADDRESS: NASA LC34 KSC, FL

SAMPLERS:

CONTACT PERSON: Rebecca Daprato

BATCH # (Lab Use Only):

PRESERVATION: C Chilled; H HCL; Ot Other (see Remarks)

SAMPLE FIELD ID.\ NUMBER	DATE SAMPLED	TIME SAMPLED	COMP.	GRAB	DATE REC'D	TIME REC'D	STATION LOCATION / No.	SAMPLE MATRIX	NUMBER OF CONTAINERS	IDENTIFY PARAMETERS DESIRED AND NO. OF CONTAINERS: VOLATILES				COMMENT / SAMPLE PRE FIX
LC34-DPT0276-018.0-20091008	10/8/09	0900			10/8/09	1325		W	2	✓				
↓ ↓ 20.025 ↓	↓	0925			↓	"		↓	↓	↓				

Precleaned Containers Relinquished by: (Signature)	Date / Time	Received by: (Signature)	Date / Time
Relinquished by: (Signature)	Date / Time	Received by: (Signature) [signature]	Date / Time 10/8/09

Remarks and Observations

Matrix Types S Soil SW Surface Water GW Ground Water SG Soil Gas

DPT SAMPLING
MARCH 2010

LABORATORY DATA

KB LABS, INC.
25132 SW 1st Ave
Newberry, Florida 32669

***Telephone* (352) 472-5830**
***Fax* (352) 472-5832**
Email: info@kbmobilelabs.com

March 22, 2010

Rebecca DaPrato
GeoSyntec Consultants
6770 S. Washington Ave, Suite 3
Titusville, FL 32780

RE: NASA CCAFS LC34, KSC, FL - Final Data Report-Revision A
KB Labs Project # 10-49

Dear Ms DaPrato:

Enclosed is the final report of the on-site analysis performed by KB Labs, Inc. at the above referenced site. Samples were collected and analyzed from March 10, 15 to 17, 2010. Included are a brief project narrative, data report narrative, tables listing quality control results, final analytical results, and sample chain-of-custody form.

KB Labs' mobile laboratories have been inspected by the FDOH Bureau of Laboratories and are NELAP Certified as of April 1, 2003. Our personnel, methodology, proficiency testing, and quality assurance requirements comply with the guidelines of Chapter 62-160 of the Florida Administrative Code and with the consensus standards adopted at the National Environmental Laboratory Accreditation Conference (NELAC). Data for the site referenced above were determined in accordance with published procedures under Test Methods for Evaluating Solid Waste (EPA SW-846, Update III Revised May 1997). Unless otherwise indicated on the quality control narrative accompanying the data report, the quality assurance and quality control procedures performed in conjunction with analysis of groundwater samples demonstrated that the reported data met our requirements for accuracy and precision under NELAC Standards.

If you have any questions, please do not hesitate to call me or Kelly Bergdoll, President of KB Labs, at (352) 367-0073.

Sincerely,

KB Labs, Inc.

Todd Romero
Director of Operations

"KB Labs is a small, woman-owned business enterprise."

KB Labs, Inc.
25132 SW 1st Ave
Newberry, FL 32669
Phone: 352-472-5830
Fax: 352-472-5832
Email: info@kbmobilelabs.com

PROJECT NARRATIVE

Project Scope

From March 10, 15 to 19, 2010, a total of 72 water samples were analyzed for GeoSyntec Consultants at NASA CCAFS LC34, KSC, FL. The samples were analyzed for vinyl chloride, 1,1-dichloroethene, cis- and trans-1, 2-dichloroethene, trichloroethene, and tetrachloroethene.

NELAP Certification

KB Mobile Labs Unit KB1: FDOH NELAP Certification Number E82815

Analytical Procedure

All samples were analyzed using SW846 Method 5030/8260 for waters. Ten (10) milliliters (mL) of water or air (air samples) were purged with helium and the volatile organic compounds (VOCs) were collected on a solid-phase adsorption trap. The adsorption trap was heated and back-purged with helium. The components were then separated by capillary column gas chromatography and measured with a mass spectrometer (GC/MS) operated in the electron impact full-scan mode. The individual VOCs in the samples were measured against corresponding VOC standards.

Analytical Results

Laboratory results were provided to the client on an as-completed or next-day basis. Final results of the on-site analyses are provided in a hardcopy report. The data produced and reported in the field has been reviewed and approved for this final report by the Director of Operations for KB Labs.

Uncertainty of Reported Values

All measurement data presented in this report are subject to a degree of uncertainty and the degree of uncertainty varies with each compound of interest. KB Labs estimates the uncertainty of each measurement using a statistical evaluation of the standard deviation from the mean percent recovery of a number of trials of a given measurement. More specifically, KB Labs maintains historical percent recovery control limits at the 99% confidence level for each analyte of interest. These are calculated as $\pm$ 3 times the standard deviation from the mean of historical measurements of the percent recovery of spikes of the analytes of interest into actual and control sample matrices. For example, if the lower and upper percent recovery control limits for a specific analyte of interest have been determined to be 70 and 100 percent respectively, a reported value of 10.0

KB Labs, Inc.
25132 SW 1st Ave
Newberry, FL 32669
Phone: 352-472-5830
Fax: 352-472-5832
Email: info@kbmobilelabs.com

ug/L will be with 99% confidence 7.0 to 13.0 ug/L.For more information about KB Labs estimation of uncertainty, contact KB Labs' quality assurance officer and/or request a copy of KB Labs' SOP for determining measurement uncertainty.

Quality Control (QC) Data

Surrogate Recoveries – Table 1 lists the daily analytical sequence and percent recovery results for surrogate compounds, which were added to all analyses. Four (4) surrogate compounds were added to each analysis in order to continually monitor general method performance.

VOC Spike Recoveries – Table 2 lists the percent recovery results for matrix spike and laboratory control samples. A known amount of each target compound was added to selected field samples and to laboratory reagent water in order to monitor the performance of each of the target compounds in the actual matrix and in laboratory reagent water.

Method Blanks – Daily analysis of laboratory reagent water samples was performed in order to monitor the cleanliness of the analytical system.

DATA REPORT NARRATIVE

1. All sample data has been reviewed and, if required, updated in the Final Data Report for rounding and significant figures.

2. Sample ID LC34-DPT0281-025.0-20100310 reported vinyl chloride 309 J changed to 390 I.

3. Sample ID LC34-DPT0289-025.0-02100315 reported vinyl chloride 2100 changed to 830ug/L.

4. As per client request, all diluted samples with values between the RL and MDL are reported and identified with FDEP Data Qualifier "I".

5. Reporting limits if the Field Report were adjusted to the instrument MDL. To be consistent, the Final Data Report reporting limits are set at the usual PQL of 1 ppb, which is our lowest standard.

6. Trichloroethene values at 1000x dilution changed to less than the MDL 260ug/L. Data flagged with" I" code as per client request.

KB LABS, INC.

Table 1: Analytical Run Sequence/Surrogate Percent Recoveries

Client: GeoSyntec Consultants	**Driller/Sampler**: GeoSyntec Consultants	**Analyst:** Greg Lamb
Site: NASA CCAFS LC34	**KB Labs Project Manager**: Kelly Bergdoll	**KB Labs Project No:** 10-49
On-site Dates: 3/10/10-3/11/10, 3/15/10-3/17/10	**Client Project Manager**: Rebecca DaPrato	**Matrix:** Water

Sample ID	Date of Analysis	Surrogate % Recovery				Surrogate Control Limits			
		S1*	S2*	S3*	S4*	S1*	S2*	S3*	S4*
BLANK/BFB	03/10/10	111	78	90	82	Pass	Pass	Pass	Pass
RSTD 20	03/10/10	102	79	96	92	Pass	Pass	Pass	Pass
VSTD 20	03/10/10	100	80	93	91	Pass	Pass	Pass	Pass
BLANK	03/10/10	114	82	95	88	Pass	Pass	Pass	Pass
LC34-DPT0278.008.0-20100310 1:10	03/10/10	101	78	92	88	Pass	Pass	Pass	Pass
LC34-DPT0278-018.0-20100310 1:1000	03/10/10	108	78	90	89	Pass	Pass	Pass	Pass
LC34-DPT0278-025.0-20100310 1:20	03/10/10	109	82	93	88	Pass	Pass	Pass	Pass
LC34-DPT0279-008.0-20100310 1:20	03/10/10	109	86	88	88	Pass	Pass	Pass	Pass
LC34-DPT0279-018.0-20100310 1:1000	03/10/10	106	80	91	87	Pass	Pass	Pass	Pass
LC34-DPT0279-025.0-20100310 1:1000	03/10/10	107	81	93	90	Pass	Pass	Pass	Pass
LC34-DPT0280-008.0-20100310 1:100	03/10/10	110	81	88	90	Pass	Pass	Pass	Pass
LC34-DPT0280-018.0-20100310 1:1000	03/10/10	114	90	91	88	Pass	Pass	Pass	Pass
LC34-DPT0280-025.0-20100310 1:500	03/10/10	113	87	89	88	Pass	Pass	Pass	Pass
LC34-DPT0281-008.0-20100310 1:20	03/10/10	117	87	88	87	Pass	Pass	Pass	Pass
LC34-DPT0281-018.0-20100310 1:1000	03/10/10	110	81	89	87	Pass	Pass	Pass	Pass
LC34-DPT0281-025.0-20100310 1:500	03/11/10	116	84	90	87	Pass	Pass	Pass	Pass
LC34-DPT0282-008.0-20100310 1:100	03/11/10	114	84	90	89	Pass	Pass	Pass	Pass
LC34-DPT0282-018.0-20100310 1:500	03/11/10	112	87	88	85	Pass	Pass	Pass	Pass
LC34-DPT0282-025.0-20100310 1:20	03/11/10	113	86	88	88	Pass	Pass	Pass	Pass
LC34-DPT0283-008.0-20100310 1:20	03/11/10	113	85	89	85	Pass	Pass	Pass	Pass
LC34-DPT0283-018.0-20100310 1:1000	03/11/10	108	87	90	89	Pass	Pass	Pass	Pass
LC34-DPT0283-025.0-20100310 1:100	03/11/10	112	87	89	87	Pass	Pass	Pass	Pass
LC34-DPT0284-008.0-20100310 1:50	03/11/10	117	88	90	88	Pass	Pass	Pass	Pass
LC34-DPT0284-018.0-20100310 1:1000	03/11/10	110	87	90	86	Pass	Pass	Pass	Pass
LC34-DPT0284-025.0-20100310 1:1000	03/11/10	122	94	89	85	Pass	Pass	Pass	Pass
LC34-DPT0278-008.0-20100310 1:50	03/11/10	113	86	88	87	Pass	Pass	Pass	Pass
LC34-DPT0278-025.0 MS 1:20	03/11/10	108	89	91	90	Pass	Pass	Pass	Pass
LC34-DPT0278-025.0 MSD 1:20	03/11/10	106	82	91	90	Pass	Pass	Pass	Pass
VSTD 20	03/11/10	106	83	92	90	Pass	Pass	Pass	Pass
CCS 20	03/15/10	102	74	86	78	Pass	Pass	Pass	Pass
LCS 20	03/15/10	98	78	96	93	Pass	Pass	Pass	Pass
BLANK	03/15/10	107	78	92	88	Pass	Pass	Pass	Pass
LC34-DPT0285-008.0-20100315 1:20	03/15/10	103	79	96	92	Pass	Pass	Pass	Pass
LC34-DPT0285-025.0-20100315 1:20	03/15/10	108	79	94	90	Pass	Pass	Pass	Pass
LC34-DPT0285-018.0-20100315 1:100	03/15/10	106	79	94	89	Pass	Pass	Pass	Pass
LC34-DPT0286-008.0-20100315 1:50	03/15/10	104	73	97	94	Pass	Pass	Pass	Pass
LC34-DPT0286-018.0-20100315 1:50	03/15/10	94	85	89	91	Pass	Pass	Pass	Pass
LC34-DPT0286-025.0-02100315 1:10	03/15/10	94	79	91	94	Pass	Pass	Pass	Pass
LC34-DPT0287-008.0-20100315 1:20	03/15/10	96	88	90	97	Pass	Pass	Pass	Pass
LC34-DPT0287-018.0-20100315 1:100	03/15/10	96	84	92	91	Pass	Pass	Pass	Pass
LC34-DPT0287-025.0-20100315 1:5	03/15/10	101	83	94	93	Pass	Pass	Pass	Pass
LC34-DPT0288-008.0-20100315 1:20	03/15/10	104	90	93	94	Pass	Pass	Pass	Pass

***Surrogate Compounds:**
S1 = Dibromofluoromethane (54% - 149%)
S2 = 1,2- Dichloroethane-D4 (61% - 156%)
S3 = Toluene-D8 (72% - 127%)
S4 = 4-Bromofluorobenzene (72% - 125%)

KB LABS, INC.

Table 1: Analytical Run Sequence/Surrogate Percent Recoveries

Client: GeoSyntec Consultants	**Driller/Sampler**: GeoSyntec Consultants	**Analyst:** Greg Lamb
Site: NASA CCAFS LC34	**KB Labs Project Manager**: Kelly Bergdoll	**KB Labs Project No:** 10-49
On-site Dates: 3/10/10-3/11/10, 3/15/10-3/17/10	**Client Project Manager**: Rebecca DaPrato	**Matrix:** Water

Sample ID	Date of Analysis	Surrogate % Recovery				Surrogate Control Limits			
		S1*	S2*	S3*	S4*	S1*	S2*	S3*	S4*
LC34-DPT0288-018.0-20100315 1:50	03/15/10	105	89	93	93	Pass	Pass	Pass	Pass
LC34-DPT0288-025.0-20100315 1:5	03/15/10	105	85	91	94	Pass	Pass	Pass	Pass
LC34-DPT0289-008.0-20100315 1:10	03/15/10	106	86	91	92	Pass	Pass	Pass	Pass
LC34-DPT0289-018.0-20100315 1:500	03/16/10	104	84	92	91	Pass	Pass	Pass	Pass
LC34-DPT0289-025.0-20100315 1:100	03/16/10	106	85	93	91	Pass	Pass	Pass	Pass
LC34-DPT0290-008.0-20100315 1:20	03/16/10	104	83	92	89	Pass	Pass	Pass	Pass
LC34-DPT0290-018.0-20100315 1:10	03/16/10	104	85	92	92	Pass	Pass	Pass	Pass
LC34-DPT0290-025.0-20100315 1:100	03/16/10	107	90	92	94	Pass	Pass	Pass	Pass
LC34-DPT0291-008.0-20100315 1:5	03/16/10	104	88	90	91	Pass	Pass	Pass	Pass
LC34-DPT0291-018.0-20100315 1:1000	03/16/10	109	90	92	91	Pass	Pass	Pass	Pass
LC34-DPT0291-025.0-20100315 1:200	03/16/10	105	89	91	91	Pass	Pass	Pass	Pass
BLANK	03/16/10	104	80	95	89	Pass	Pass	Pass	Pass
BLANK	03/16/10	100	76	96	89	Pass	Pass	Pass	Pass
CCS 20	03/16/10	101	79	93	92	Pass	Pass	Pass	Pass
BLANK	03/16/10	108	86	93	89	Pass	Pass	Pass	Pass
LC34-DPT0292-008.0-20100315 1:10	03/16/10	106	78	94	92	Pass	Pass	Pass	Pass
LC34-DPT0292-018.0-20100316 1:1000	03/16/10	105	79	91	88	Pass	Pass	Pass	Pass
LC34-DPT0292-025.0-20100316 1:50	03/16/10	110	80	92	90	Pass	Pass	Pass	Pass
CCS 20	03/16/10	96	76	94	91	Pass	Pass	Pass	Pass
LC34-DPT0293-008.0-20100316 1:5	03/16/10	103	85	93	92	Pass	Pass	Pass	Pass
LC34-DPT0293-018.0-20100316 1:500	03/16/10	98	90	94	91	Pass	Pass	Pass	Pass
LC34-DPT0293-025.0-20100316 1:50	03/16/10	104	85	94	95	Pass	Pass	Pass	Pass
LC34-DPT0294-008.0-20100316 1:20	03/16/10	97	87	94	93	Pass	Pass	Pass	Pass
LC34-DPT0294-018.0-20100316 1:500	03/16/10	99	90	93	94	Pass	Pass	Pass	Pass
LC34-DPT0294-025.0-20100316 1:500	03/16/10	108	88	95	97	Pass	Pass	Pass	Pass
LC34-DPT0295-008.0-20100316 1:20	03/17/10	94	85	92	93	Pass	Pass	Pass	Pass
LC34-DPT0295-018.0-02100316 1:500	03/17/10	105	80	95	94	Pass	Pass	Pass	Pass
LC34-DPT0295-025.0-20100316 1:100	03/17/10	107	89	92	89	Pass	Pass	Pass	Pass
LC34-DPT0296-008.0-20100316 1:100	03/17/10	105	85	93	93	Pass	Pass	Pass	Pass
LC34-DPT0296-018.0-20100316 1:50	03/17/10	104	85	93	93	Pass	Pass	Pass	Pass
LC34-DPT0296-025.0-20100316 1:20	03/17/10	98	86	92	90	Pass	Pass	Pass	Pass
LC34-DPT0297-008.0-20100316 1:5	03/17/10	97	86	92	92	Pass	Pass	Pass	Pass
LC34-DPT0297-018.0-20100316 1:500	03/17/10	101	92	90	91	Pass	Pass	Pass	Pass
LC34-DPT0297-025.0-20100316 1:200	03/17/10	96	86	92	94	Pass	Pass	Pass	Pass
LC34-DPT0298-008.0-20100316 1:2	03/17/10	97	85	93	94	Pass	Pass	Pass	Pass
LC34-DPT0298-018.0-20100316 1:500	03/17/10	97	88	92	94	Pass	Pass	Pass	Pass
LC34-DPT0298-025.0-20100316 1:500	03/17/10	98	88	90	91	Pass	Pass	Pass	Pass
LC34-DPT0299-008.0-20100316 1:5	03/17/10	96	85	94	94	Pass	Pass	Pass	Pass
LC34-DPT0299-018.0-02100316 1:50	03/17/10	95	88	94	94	Pass	Pass	Pass	Pass
LC34-DPT0299-025.0-20100316 1:20	03/17/10	97	90	91	91	Pass	Pass	Pass	Pass
CCS 20	03/17/10	90	80	93	97	Pass	Pass	Pass	Pass
BLANK	03/17/10	102	81	95	93	Pass	Pass	Pass	Pass

***Surrogate Compounds:**
S1 = Dibromofluoromethane (54% - 149%)
S2 = 1,2- Dichloroethane-D4 (61% - 156%)
S3 = Toluene-D8 (72% - 127%)
S4 = 4-Bromofluorobenzene (72% - 125%)

KB LABS, INC.

Table 1: Analytical Run Sequence/Surrogate Percent Recoveries

Client: GeoSyntec Consultants	**Driller/Sampler**: GeoSyntec Consultants	**Analyst:** Greg Lamb
Site: NASA CCAFS LC34	**KB Labs Project Manager**: Kelly Bergdoll	**KB Labs Project No:** 10-49
On-site Dates: 3/10/10-3/11/10, 3/15/10-3/17/10	**Client Project Manager**: Rebecca DaPrato	**Matrix:** Water

Sample ID	Date of Analysis	Surrogate % Recovery				Surrogate Control Limits			
		S1*	S2*	S3*	S4*	S1*	S2*	S3*	S4*
CCS 20	03/17/10	97	73	94	96	Pass	Pass	Pass	Pass
BLANK	03/17/10	105	82	94	93	Pass	Pass	Pass	Pass
LC34-DPT0300-018.0-20100316 1:50	03/17/10	92	80	96	93	Pass	Pass	Pass	Pass
LC34-DPT0300-025.0-20100316 1:500	03/17/10	102	76	93	96	Pass	Pass	Pass	Pass
LC34-DPT0301-018.0-20100316 1:10	03/17/10	106	82	94	96	Pass	Pass	Pass	Pass
LC34-DPT0301-025.0-20100316 1:100	03/17/10	106	78	95	96	Pass	Pass	Pass	Pass
LC34-DPT0302-018.0-20100316 1:100	03/17/10	107	79	94	92	Pass	Pass	Pass	Pass
LC34-DPT0302-025.0-20100316 1:500	03/17/10	104	82	96	97	Pass	Pass	Pass	Pass
LC34-DPT0296-018.0-20100316 1:500	03/17/10	97	85	95	97	Pass	Pass	Pass	Pass
LC34-DPT0300-025.0-20100316 1:1000	03/17/10	99	85	95	98	Pass	Pass	Pass	Pass
LC34-DPT0298-008.0-20100316 MS	03/17/10	100	75	97	100	Pass	Pass	Pass	Pass
LC34-DPT0298-008.0-20100316 MSD	03/18/10	99	72	99	101	Pass	Pass	Pass	Pass
LCS 20	03/18/10	91	77	98	99	Pass	Pass	Pass	Pass
CCS 20	03/18/10	89	77	96	99	Pass	Pass	Pass	Pass
Comments:	Although some surrogates may be out of the control percent recovery range, other supporting QC, such as matrix spikes, matrix spike duplicates, method blanks, and laboratory control samples, are performed by KB Labs to further validate reported data.								

***Surrogate Compounds:**
S1 = Dibromofluoromethane (54% - 149%)
S2 = 1,2- Dichloroethane-D4 (61% - 156%)
S3 = Toluene-D8 (72% - 127%)
S4 = 4-Bromofluorobenzene (72% - 125%)

KB LABS, INC.

Table 2: VOC Spike Compound Percent Recoveries

Client: GeoSyntec Consultants	**Driller/Sampler**: GeoSyntec Consultants	**Analyst:** Greg Lamb
Site: NASA CCAFS LC34	**KB Labs Project Manager:** Kelly Bergdoll	**KB Labs Project No.:** 10-49
Onsite Dates: 3/10/10, 3/15/10-3/17/10	**Client Project Manager:** Rebecca DaPrato	**Matrix**: Water

Matrix Spike/Matrix Spike Duplicate (MS/MSD):

Samples: LC34-DPT0278-025.0 **Date of Analysis:** 3/10/2010

Matrix Spike Compounds	Control Limits			Percent Recoveries			Control Limit Checks		
	Lower	Upper	RPD	MS	MSD	RPD	MS	MSD	RPD
Vinyl Chloride	40	143	20	95	96	1	Pass	Pass	Pass
1,1-Dichloroethene	45	144	20	89	89	0	Pass	Pass	Pass
Trans-1,2-Dichloroethene	68	130	20	89	91	3	Pass	Pass	Pass
Cis-1,2-Dichloroethene	59	156	20	73	76	4	Pass	Pass	Pass
Trichloroethene	70	136	20	107	111	4	Pass	Pass	Pass
Tetrachloroethene	57	152	20	106	112	6	Pass	Pass	Pass

Note: Control Limits are based on a semi-annual historical evaluation of mobile unit and method guidelines.

Samples: LC34-DPT0298-008.0 **Date of Analysis:** 3/17/2010

Matrix Spike Compounds	Control Limits			Percent Recoveries			Control Limit Checks		
	Lower	Upper	RPD	MS	MSD	RPD	MS	MSD	RPD
Vinyl Chloride	40	143	20	114	114	1	Pass	Pass	Pass
1,1-Dichloroethene	45	144	20	85	90	5	Pass	Pass	Pass
Trans-1,2-Dichloroethene	68	130	20	90	92	2	Pass	Pass	Pass
Cis-1,2-Dichloroethene	59	156	20	71	70	1	Pass	Pass	Pass
Trichloroethene	70	136	20	101	105	4	Pass	Pass	Pass
Tetrachloroethene	57	152	20	100	109	9	Pass	Pass	Pass

Note: Control Limits are based on a semi-annual historical evaluation of mobile unit and method guidelines.

Laboratory Control Spikes (LCS):

Samples: LCS 1 **Date of Analysis:** 3/10/2010
LCS 2 3/15/2010
LCS 3 3/17/2010

Spike Compounds	Control Limits			Percent Recoveries			Control Limit Checks		
	Lower		Upper	LCS#1	LCS#2	LCS#3	LCS#1	LCS#2	LCS#3
Vinyl Chloride	28	to	161	96	108	87	Pass	Pass	Pass
1,1-Dichloroethene	43	to	156	86	97	82	Pass	Pass	Pass
Trans-1,2-Dichloroethene	61	to	133	87	96	83	Pass	Pass	Pass
Cis-1,2-Dichloroethene	60	to	150	91	93	83	Pass	Pass	Pass
Trichloroethene	47	to	164	100	110	98	Pass	Pass	Pass
Tetrachloroethene	60	to	151	108	117	103	Pass	Pass	Pass

Note: Control Limits are based on a semi-annual historical evaluation of mobile unit and method guidelines.

KB LABS, INC.

Final Data Report

Project Number 10-49

NASA CCAFS LC34

KSC, FL

Prepared for: GeoSyntec Consultants

Samplel ID	Analysis Date	Matrix	Dilution Factor	Vinyl chloride	1,1-Dichloroethene	trans-1,2-Dichloroethene	cis-1,2-Dichloroethene	Trichloroethene	Tetrachloroethene
Water MDL (ug/L)				**0.21**	**0.45**	**0.20**	**0.28**	**0.26**	**0.18**
LC34-DPT0278-008.0-20100310	3/10/10	Water	10, 50	**190**	**6.3 I**	**64**	**3200**	<10	<10
LC34-DPT0278-018.0-20100310	3/10/10	Water	1000	**770 I**	<1000	**2000**	**64000**	<260 I	<1000
LC34-DPT0278-025.0-20100310	3/10/10	Water	20	<20	<20	<20	**590**	<20	<20
LC34-DPT0279-008.0-20100310	3/10/10	Water	20	**31**	<20	**41**	**1700**	<20	<20
LC34-DPT0279-018.0-20100310	3/10/10	Water	1000	**2300**	<1000	**1000**	**47000**	**260 I**	<1000
LC34-DPT0279-025.0-20100310	3/10/10	Water	1000	**510 I**	<1000	**2100**	**64000**	**2800**	<1000
LC34-DPT0280-008.0-20100310	3/10/10	Water	100	**340**	<100	**91 I**	**4100**	<100	<100
LC34-DPT0280-018.0-20100310	3/10/10	Water	1000	**850 I**	<1000	**1400**	**52000**	<260 I	<1000
LC34-DPT0280-025.0-20100310	3/10/10	Water	500	<500	<500	<500	**15000**	<500	<500
LC34-DPT0281-008.0-20100310	3/10/10	Water	20	**31**	<20	<20	**260**	<20	<20
LC34-DPT0281-018.0-20100310	3/10/10	Water	1000	**1400**	<1000	**940 I**	**38000**	<260 I	<1000
LC34-DPT0281-025.0-20100310	3/11/10	Water	500	**390 I**	<500	**280 I**	**21000**	<500	<500
LC34-DPT0282-008.0-20100310	3/11/10	Water	100	**390**	<100	**130**	**5500**	<100	<100
LC34-DPT0282-018.0-20100310	3/11/10	Water	500	**350 I**	<500	**540**	**24000**	<500	<500
LC34-DPT0282-025.0-20100310	3/11/10	Water	20	**5.0 I**	<20	<20	**530**	<20	<20
LC34-DPT0283-008.0-20100310	3/11/10	Water	20	**150**	<20	**47**	**2000**	<20	<20
LC34-DPT0283-018.0-20100310	3/11/10	Water	1000	**400 I**	<1000	**1000**	**43000**	<260 I	<1000
LC34-DPT0283-025.0-20100310	3/11/10	Water	100	**46 I**	<100	**63 I**	**4000**	<100	<100
LC34-DPT0284-008.0-20100310	3/11/10	Water	50	**360**	<50	**81**	**2500**	<50	<50
LC34-DPT0284-018.0-20100310	3/11/10	Water	1000	**360 I**	<1000	**750 I**	**35000**	<260 I	<1000
LC34-DPT0284-025.0-20100310	3/11/10	Water	1000	<1000	<1000	**560 I**	**35000**	<260 I	<1000
LC34-DPT0285-008.0-20100315	3/15/10	Water	20	**1200**	<20	**48**	**1500**	<20	**7.8 I**
LC34-DPT0285-018.0-20100315	3/15/10	Water	100	**680**	<100	**190**	**9600**	<100	<100
LC34-DPT0285-025.0-20100315	3/15/10	Water	20	**33**	<20	**20**	**1600**	<20	<20
LC34-DPT0286-008.0-20100315	3/15/10	Water	50	**450**	<50	**110**	**5100**	<50	<50
LC34-DPT0286-018.0-20100315	3/15/10	Water	50	**52**	<50	**59**	**3300**	<50	<50
LC34-DPT0286-025.0-20100315	3/15/10	Water	10	<10	<10	<10	**140**	<10	<10
LC34-DPT0287-008.0-20100315	3/15/10	Water	20	**82**	<20	**41**	**2100**	<20	<20

Reporting units for waters are ug/L and for soils are mg/kg.

KB LABS, INC.

Final Data Report

Project Number 10-49

NASA CCAFS LC34

KSC, FL

Prepared for: GeoSyntec Consultants

Samplel ID	Analysis Date	Matrix	Dilution Factor	Vinyl chloride	1,1-Dichloroethene	trans-1,2-Dichloroethene	cis-1,2-Dichloroethene	Trichloroethene	Tetrachloroethene
Water MDL (ug/L)				**0.21**	**0.45**	**0.20**	**0.28**	**0.26**	**0.18**
LC34-DPT0287-018.0-20100315	3/15/10	Water	100	**140**	<100	**36 I**	**4600**	<100	<100
LC34-DPT0287-025.0-20100315	3/15/10	Water	5	**1.1 I**	<5.0	<5.0	**37**	<5.0	<5.0
LC34-DPT0288-008.0-20100315	3/15/10	Water	20	**69**	<20	**10 I**	**930**	<20	<20
LC34-DPT0288-018.0-20100315	3/15/10	Water	50	**410**	<50	**44 I**	**3900**	<50	<50
LC34-DPT0288-025.0-20100315	3/15/10	Water	5	<5.0	<5.0	<5.0	**14**	<5.0	<5.0
LC34-DPT0289-008.0-20100315	3/15/10	Water	10	**29**	<10	**7.2 I**	**640**	<10	<10
LC34-DPT0289-018.0-20100315	3/15/10	Water	500	**2100**	<500	**420 I**	**17000**	<500	<500
LC34-DPT0289-025.0-20100315	3/15/10	Water	100	**830**	<100	**51 I**	**6400**	<100	<100
LC34-DPT0290-008.0-20100315	3/15/10	Water	20	**120**	<20	**7.8 I**	**830**	<20	<20
LC34-DPT0290-018.0-20100315	3/15/10	Water	10	<10	<10	<10	**20**	<10	<10
LC34-DPT0290-025.0-20100315	3/15/10	Water	100	**360**	<100	**53 I**	**5100**	<100	<100
LC34-DPT0291-008.0-20100315	3/15/10	Water	5	**5.4**	<5.0	**1.2 I**	**230**	<5.0	<5.0
LC34-DPT0291-018.0-20100315	3/15/10	Water	1000	<1000	<1000	<1000	**970 I**	<260 I	<1000
LC34-DPT0291-025.0-20100315	3/15/10	Water	200	**1300**	<200	**66 I**	**12000**	<200	<200
LC34-DPT0292-008.0-20100315	3/15/10	Water	10	**100**	<10	**2.6 I**	**380**	<10	**2.9 I**
LC34-DPT0292-018.0-20100315	3/16/10	Water	1000	**4300**	<1000	**230 I**	**25000**	<260 I	**220 I**
LC34-DPT0292-025.0-20100315	3/16/10	Water	50	**130**	<50	**12 I**	**2900**	<50	<50
LC34-DPT0293-008.0-20100316	3/16/10	Water	5	**56**	<5.0	**3.0 I**	**190**	<5.0	<5.0
LC34-DPT0293-018.0-20100316	3/16/10	Water	500	**3800**	<500	**470 I**	**31000**	<500	<500
LC34-DPT0293-025.0-20100316	3/16/10	Water	50	**230**	<50	**26 I**	**2500**	<50	<50
LC34-DPT0294-008.0-20100316	3/16/10	Water	20	**66**	<20	**19 I**	**1100**	<20	<20
LC34-DPT0294-018.0-20100316	3/16/10	Water	500	**680**	<500	**380 I**	**20000**	<500	<500
LC34-DPT0294-025.0-20100316	3/16/10	Water	500	**2400**	<500	**460 I**	**30000**	<500	<500
LC34-DPT0295-008.0-20100316	3/17/10	Water	20	**50**	<20	**19 I**	**1000**	<20	<20
LC34-DPT0295-018.0-20100316	3/17/10	Water	500	**220 I**	<500	**640**	**26000**	<500	<500
LC34-DPT0295-025.0-20100316	3/17/10	Water	100	**32 I**	<100	**73 I**	**5500**	<100	<100
LC34-DPT0296-008.0-20100316	3/17/10	Water	100	**220**	<100	**120**	**5300**	<100	<100
LC34-DPT0296-018.0-20100316	3/17/10	Water	50, 500	**470**	**57**	**500**	**26000**	<50	<50

Reporting units for waters are ug/L and for soils are mg/kg.

KB LABS, INC.

Final Data Report

Project Number 10-49

NASA CCAFS LC34

KSC, FL

Prepared for: GeoSyntec Consultants

Samplel ID	Analysis Date	Matrix	Dilution Factor	Vinyl chloride	1,1-Dichloroethene	trans-1,2-Dichloroethene	cis-1,2-Dichloroethene	Trichloroethene	Tetrachloroethene
Water MDL (ug/L)				**0.21**	**0.45**	**0.20**	**0.28**	**0.26**	**0.18**
LC34-DPT0296-025.0-20100316	3/17/10	Water	20	**26**	<20	**17 I**	**1200**	<20	<20
LC34-DPT0297-008.0-20100316	3/17/10	Water	5	**78**	<5.0	**7.0**	**320**	<5.0	<5.0
LC34-DPT0297-018.0-20100316	3/17/10	Water	500	**700**	<500	**660**	**30000**	<500	<500
LC34-DPT0297-025.0-20100316	3/17/10	Water	200	**270**	<200	**190 I**	**12000**	<200	<200
LC34-DPT0298-008.0-20100316	3/17/10	Water	2	**11**	<2.0	<2.0	**4.5**	<2.0	<2.0
LC34-DPT0298-018.0-20100316	3/17/10	Water	500	**980**	<500	**230 I**	**29000**	<500	<500
LC34-DPT0298-025.0-20100316	3/17/10	Water	500	**2100**	<500	**140 I**	**23000**	<500	<500
LC34-DPT0299-008.0-20100316	3/17/10	Water	5	<5.0	<5.0	<5.0	**11**	<5.0	<5.0
LC34-DPT0299-018.0-20100316	3/17/10	Water	50	**140**	<50	**30 I**	**2900**	<50	<50
LC34-DPT0299-025.0-20100316	3/17/10	Water	20	**2000**	<20	**27**	**1500**	<20	<20
LC34-DPT0300-018.0-20100316	3/17/10	Water	50	**490**	<50	**32 I**	**3300**	<50	**13 I**
LC34-DPT0300-025.0-20100316	3/17/10	Water	500,1000	**12000**	<500	**520**	**72000**	<500	<500
LC34-DPT0301-018.0-20100316	3/17/10	Water	10	**32**	<10	**7.3 I**	**600**	<10	<10
LC34-DPT0301-025.0-20100316	3/17/10	Water	100	**130**	<100	**140**	**10000**	<100	<100
LC34-DPT0302-018.0-20100316	3/17/10	Water	100	**4900**	<100	**130**	**8500**	<100	<100
LC34-DPT0302-025.0-20100316	3/17/10	Water	500	**14000**	<500	**460 I**	**33000**	<500	<500

Reporting units for waters are ug/L and for soils are mg/kg.

CHAIN-OF-CUSTODY RECORD

Mobile Laboratory Services

☐ 25132 SW 1st Avenue
Newberry, FL 32669
TEL (352) 367-0073
FAX (352) 472-5832

☐ 200 Quade Drive
Cary, NC 27513
TEL (919) 678-0030

MOBILE UNIT #

CLIENT NAME: Geosyntec

PROJECT NAME & ADDRESS: LC34 KSC FL

SAMPLERS

CONTACT PERSON

BATCH # (Lab Use Only)

IDENTIFY PARAMETERS DESIRED AND NO. OF CONTAINERS: VOLATILES

PRESERVATION: C Chilled; H HCL; Ot Other (see Remarks)

SAMPLE FIELD ID.\ NUMBER	DATE SAMPLED	TIME SAMPLED	COMP.	GRAB	DATE REC'D	TIME REC'D	STATION LOCATION / No.	SAMPLE MATRIX	NUMBER OF CONTAINERS	VOLATILES	COMMENT / SAMPLE PRE FIX
LC34 DPT0279-0080-1010	03 10	0911		✓	3/10/10	1830		W	2	✓	
018.0		0925									
025.0		0944									
DPT0279-008.0		1025									
018.0		1039									
025.0		1053									
DPT0280-008.0		1121									
018.0		1135									
025.0		1148									
DPT0281-008.0		1317									
018.0		1329									
025.0		1344									
DPT0282-008.0		1425									
-018.0		1439									
025.0		1453									

Precleaned Containers Relinquished by: *(Signature)*	Date / Time	Received by: *(Signature)*	Date / Time	**Remarks and Observations**
Relinquished by: *(Signature)*	Date / Time	Received by: *(Signature)*	Date / Time 3/10/10	

Matrix Types S Soil SW Surface Water GW Ground Water SG Soil Gas

CHAIN-OF-CUSTODY RECORD

Mobile Laboratory Services

☐ 25132 SW 1st Avenue
Newberry, FL 32669
TEL (352) 367-0073
FAX (352) 472-5832

☐ 200 Quade Drive
Cary, NC 27513
TEL (919) 678-0030

MOBILE UNIT #

CLIENT NAME	PROJECT NAME & ADDRESS
Geosyntec	LC34 KSC, FL
SAMPLERS	CONTACT PERSON / BATCH # (Lab Use Only)

PRESERVATION
C Chilled
H HCL
Ot Other (see Remarks)

SAMPLE FIELD ID.\ NUMBER	DATE SAMPLED	TIME SAMPLED	COMP.	GRAB	DATE REC'D	TIME REC'D	STATION LOCATION / No.	SAMPLE MATRIX	NUMBER OF CONTAINERS	IDENTIFY PARAMETERS DESIRED AND NO. OF CONTAINERS: VOLATILES	COMMENT / SAMPLE PRE FIX
LC34 DPT0283-008.0-2010	0310	1532		✓	3/10/10	1830		W	2	✓	
018.0		1546									
025.0		1604									
DPT0284-008.0		1636									
018.0		1647									
025.0		1704									

Precleaned Containers / Relinquished by: (Signature)	Date / Time	Received by: (Signature)	Date / Time	Remarks and Observations
Relinquished by: (Signature)	Date / Time	Received by: (Signature)	Date / Time: 3/10/10	

Matrix Types S Soil SW Surface Water GW Ground Water SG Soil Gas

CHAIN-OF-CUSTODY RECORD

Mobile Laboratory Services

☐ 25132 SW 1st Avenue
Newberry, FL 32669
TEL (352) 367-0073
FAX (352) 472-5832

☐ 200 Quade Drive
Cary, NC 27513
TEL (919) 678-0030

MOBILE UNIT #

CLIENT NAME: Geosyntec

PROJECT NAME & ADDRESS: LC34 KSC

SAMPLERS

CONTACT PERSON: Angel

BATCH # (Lab Use Only)

IDENTIFY PARAMETERS DESIRED AND NO. OF CONTAINERS

PRESERVATION
C Chilled
H HCL
Ot Other (see Remarks)

SAMPLE FIELD ID.\ NUMBER	DATE SAMPLED	TIME SAMPLED	COMP.	GRAB	DATE REC'D	TIME REC'D	STATION LOCATION / No.	SAMPLE MATRIX	NUMBER OF CONTAINERS	VOLATILES	COMMENT / SAMPLE PRE FIX
LC34 DPT0293-008.0-2010	0316	0816		✓	3/16/10			W	2	✓	5
-018.0		0830									500
-025.0		0846									50
DPT0294-008.0		0921									20
-018.0		0935									500
-025.0		0952									500
DPT0295-008.0		1025									20
-018.0		1040									500
-025.0		1055									100
DPT0296-008.0		1130									100
-018.0		1142									50
-025.0		1158									20
DPT0297-008.0		1326									5
-018.0		1340									500
-023.0		1354									200

Precleaned Containers Relinquished by: *(Signature)*	Date / Time	Received by: *(Signature)*	Date / Time	**Remarks and Observations**
Relinquished by: *(Signature)*	Date / Time	Received by: *(Signature)*	Date / Time 3/16/10	

Matrix Types S Soil SW Surface Water GW Ground Water SG Soil Gas

CHAIN-OF-CUSTODY RECORD

Mobile Laboratory Services

☐ 25132 SW 1st Avenue
Newberry, FL 32669
TEL (352) 367-0073
FAX (352) 472-5832

☐ 200 Quade Drive
Cary, NC 27513
TEL (919) 678-0030

MOBILE UNIT #

CLIENT NAME: Geosyntec

PROJECT NAME & ADDRESS: LC34 KSC

SAMPLERS

CONTACT PERSON: Angel

BATCH # (Lab Use Only)

SAMPLE FIELD ID.\ NUMBER	DATE SAMPLED	TIME SAMPLED	COMP.	GRAB	DATE REC'D	TIME REC'D	STATION LOCATION / No.	SAMPLE MATRIX	NUMBER OF CONTAINERS	IDENTIFY PARAMETERS DESIRED AND NO. OF CONTAINERS: VOLATILES	COMMENT / SAMPLE PRE FIX
LC34 DPT0298-008.0-20100	3/16/10	1400		✓	3/16/10	1800		W	2	✓	2
018.0		1433									500
025.0		1447									500
DPT0299-008.0		1514									5
-018.0		1527									50
-025.0		1543									20
DPT0300-018.0		1605									
DPT0300-025.0		1618									
DPT0301-018.0		1636									
DPT0301-025.0		1650									
DPT0302-018.0		1708									
DPT0302-025.0		1722									

PRESERVATION
C Chilled
H HCL
Ot Other (see Remarks)

	Date / Time	Received by: *(Signature)*	Date / Time	**Remarks and Observations**
Precleaned Containers Relinquished by: *(Signature)*				
Relinquished by: *(Signature)*	Date / Time	Received by: *(Signature)*	Date / Time 03/16/10	

Matrix Types S Soil SW Surface Water GW Ground Water SG Soil Gas

CHAIN-OF-CUSTODY RECORD

Mobile Laboratory Services

☐ 25132 SW 1st Avenue
Newberry, FL 32669
TEL (352) 367-0073
FAX (352) 472-5832

☐ 200 Quade Drive
Cary, NC 27513
TEL (919) 678-0030

MOBILE UNIT #

CLIENT NAME: Geosyntec

PROJECT NAME & ADDRESS: LC34 KSC

SAMPLERS

CONTACT PERSON: Ansel

BATCH # (Lab Use Only)

PRESERVATION: C Chilled; H HCL; Ot Other (see Remarks)

	SAMPLE FIELD ID.\ NUMBER	DATE SAMPLED	TIME SAMPLED	COMP.	GRAB	DATE REC'D	TIME REC'D	STATION LOCATION / No.	SAMPLE MATRIX	NUMBER OF CONTAINERS	IDENTIFY PARAMETERS DESIRED AND NO. OF CONTAINERS: VOLATILES	COMMENT / SAMPLE PRE FIX
LC34	DPT0285-0080-2010	0315	0812		✓	3/15/10	1730		W	2	✓	20
	-018.0		0825									100
	-025.0		0840									20
	DPT0286-008.0		0916									50
	-018.0		0928									50
	-025.0		0942									10
	DPT0287-008.0		1012									20
	-018.0		1025									100
	-025.0		1042									5
	DPT0288-008.0		1110									20
	-018.0		1124									50
	-025.0		1138									5
	DPT-0289-008.0		1252									10
	-018.0		1305									500
	-025.0		1320		✓							100

	Date / Time		Date / Time	
Precleaned Containers Relinquished by: *(Signature)*		Received by: *(Signature)*		**Remarks and Observations**
Relinquished by: *(Signature)*	Date / Time	Received by: *(Signature)*	Date / Time 3/15/10	

Matrix Types S Soil SW Surface Water GW Ground Water SG Soil Gas

CHAIN-OF-CUSTODY RECORD

Mobile Laboratory Services

☐ 25132 SW 1st Avenue
Newberry, FL 32669
TEL (352) 367-0073
FAX (352) 472-5832

☐ 200 Quade Drive
Cary, NC 27513
TEL (919) 678-0030

MOBILE UNIT #

CLIENT NAME: Geosyntec

PROJECT NAME & ADDRESS: LC34 KSC

SAMPLERS

CONTACT PERSON: Angel

BATCH # (Lab Use Only)

SAMPLE FIELD ID.\ NUMBER	DATE SAMPLED	TIME SAMPLED	COMP.	GRAB	DATE REC'D	TIME REC'D	STATION LOCATION / No.	SAMPLE MATRIX	NUMBER OF CONTAINERS	VOLATILES	COMMENT / SAMPLE PRE FIX
LC34 DPT0290-008.0-2010	0315	1350		✓	3/15/10	1730		W	2	✓	20
-018.0		1418									10 < ?
-025.0											100
DPT0291-005.0		1448									5
-018.0		1500									1000
-025.0		1515									200
DPT0292-008.0		1541									10
-018.0		1554									1000
-025.0		1610									50

PRESERVATION
C Chilled
H HCL
Ot Other (see Remarks)

IDENTIFY PARAMETERS DESIRED AND NO. OF CONTAINERS

Precleaned Containers Relinquished by: *(Signature)*	Date / Time	Received by: *(Signature)*	Date / Time	Remarks and Observations
Relinquished by: *(Signature)*	Date / Time	Received by: *(Signature)*	Date / Time 3/15/10	

Matrix Types S Soil SW Surface Water GW Ground Water SG Soil Gas

DPT SAMPLING
JULY 2010

LABORATORY DATA

KB LABS, INC.
25132 SW 1st Ave
Newberry, Florida 32669

***Telephone* (352) 472-5830**
***Fax* (352) 472-5832**
Email: info@kbmobilelabs.com

July 20, 2010

Jim Langenbach
GeoSyntec Consultants
6770 S. Washington Ave, Suite 3
Titusville, FL 32780

RE: NASA LC34, KSC, FL - Final Data Report-Revision A
KB Labs Project # 10-55

Dear Mr. Langenbach:

Enclosed is the final report of the on-site analysis performed by KB Labs, Inc. at the above referenced site. Samples were collected and analyzed from July 6 to 16, 2010. Included are a brief project narrative, data report narrative, tables listing quality control results, final analytical results, and sample chain-of-custody form.

KB Labs' mobile laboratories have been inspected by the FDOH Bureau of Laboratories and are NELAP Certified as of April 1, 2003. Our personnel, methodology, proficiency testing, and quality assurance requirements comply with the guidelines of Chapter 62-160 of the Florida Administrative Code and with the consensus standards adopted at the National Environmental Laboratory Accreditation Conference (NELAC). Data for the site referenced above were determined in accordance with published procedures under Test Methods for Evaluating Solid Waste (EPA SW-846, Update III Revised May 1997). Unless otherwise indicated on the quality control narrative accompanying the data report, the quality assurance and quality control procedures performed in conjunction with analysis of groundwater samples demonstrated that the reported data met our requirements for accuracy and precision under NELAC Standards.

If you have any questions, please do not hesitate to call me or Kelly Bergdoll, President of KB Labs, at (352) 367-0073.

Sincerely,

KB Labs, Inc.

Todd Romero
Director of Operations

"KB Labs is a small, woman-owned business enterprise."

KB Labs, Inc.
25132 SW 1st Ave
Newberry, FL 32669
Phone: 352-472-5830
Fax: 352-472-5832
Email: info@kbmobilelabs.com

PROJECT NARRATIVE

Project Scope

From July 6 to 16, 2010, a total of 192 water samples were analyzed for Geosyntec Consultants at NASA LC34, KSC, FL. The samples were analyzed for vinyl chloride, 1,1-dichloroethene, cis- and trans-1, 2-dichloroethene, trichloroethene, and tetrachloroethene.

NELAP Certification

KB Mobile Labs Unit KB3: FDOH NELAP Certification Number E82816

Analytical Procedure

All samples were analyzed using SW846 Method 5030/8260 for waters. Ten (10) milliliters (mL) of water or air (air samples) were purged with helium and the volatile organic compounds (VOCs) were collected on a solid-phase adsorption trap. The adsorption trap was heated and back-purged with helium. The components were then separated by capillary column gas chromatography and measured with a mass spectrometer (GC/MS) operated in the electron impact full-scan mode. The individual VOCs in the samples were measured against corresponding VOC standards.

Analytical Results

Laboratory results were provided to the client on an as-completed or next-day basis. Final results of the on-site analyses are provided in a hardcopy report. The data produced and reported in the field has been reviewed and approved for this final report by the Director of Operations for KB Labs.

Uncertainty of Reported Values

All measurement data presented in this report are subject to a degree of uncertainty and the degree of uncertainty varies with each compound of interest. KB Labs estimates the uncertainty of each measurement using a statistical evaluation of the standard deviation from the mean percent recovery of a number of trials of a given measurement. More specifically, KB Labs maintains historical percent recovery control limits at the 99% confidence level for each analyte of interest. These are calculated as $\pm$ 3 times the standard deviation from the mean of historical measurements of the percent recovery of spikes of the analytes of interest into actual and control sample matrices. For example, if the lower and upper percent recovery control limits for a specific analyte of interest have been determined to be 70 and 100 percent respectively, a reported value of 10.0

KB Labs, Inc.
25132 SW 1st Ave
Newberry, FL 32669
Phone: 352-472-5830
Fax: 352-472-5832
Email: info@kbmobilelabs.com

ug/L will be with 99% confidence 7.0 to 13.0 ug/L.For more information about KB Labs estimation of uncertainty, contact KB Labs' quality assurance officer and/or request a copy of KB Labs' SOP for determining measurement uncertainty.

Quality Control (QC) Data

Surrogate Recoveries – Table 1 lists the daily analytical sequence and percent recovery results for surrogate compounds, which were added to all analyses. Four (4) surrogate compounds were added to each analysis in order to continually monitor general method performance.

VOC Spike Recoveries – Table 2 lists the percent recovery results for matrix spike and laboratory control samples. A known amount of each target compound was added to selected field samples and to laboratory reagent water in order to monitor the performance of each of the target compounds in the actual matrix and in laboratory reagent water.

Method Blanks – Daily analysis of laboratory reagent water samples was performed in order to monitor the cleanliness of the analytical system.

DATA REPORT NARRATIVE

1. All sample data has been reviewed and, if required, updated in the Final Data Report for rounding and significant figures.

2. Sample ID LC34-DPT0308-025.0-20100707 dilutions are 50x and 5000x not 50x and 500x.

3. Sample ID LC34-DPT0233-038.0-20100709 reported vinyl chloride 5.0 changed to 2.5ug/L.

4. Sample ID LC34-DPT0154-038.0-20100716 has an "L" qualifier for vinyl chloride indicating the Concentration exceeded Calibration range.

5. As per NASA Client request for diluted samples between the lab RL and MDL are reported with FDEP Data Qualifier "I". Some results were changed from the Field Report to the Final Report to reflect this requirement.

KB Labs, Inc.
25132 SW 1st Ave
Newberry, FL 32669
Phone: 352-472-5830
Fax: 352-472-5832
Email: info@kbmobilelabs.com

6. As per Project Manager two sample ID's were changed:

   LC34-DPT0130-013.0-20100714 changed to LC34-DPT0087-013.0-20100714

   LC34-DPT0130-038.0-20100714 changed to LC34-DPT0087-038.0-20100714

KB LABS, INC.

Table 1: Analytical Run Sequence/Surrogate Percent Recoveries

Client: GeoSyntec Consultants	**Driller/Sampler**: GeoSyntec Consultants	**Analyst:** Tuan Luu, Glenn Jackson
Site: NASA LC34	**KB Labs Project Manager**: Kelly Bergdoll	**KB Labs Project No:** 10-55
On-site Dates: 7/6/10-7/9/10, 7/12/10-7/16/10	**Client Project Manager**: Jim Langenbach	**Matrix:** Water

Sample ID	Date of Analysis	Surrogate % Recovery				Surrogate Control Limits			
		S1*	S2*	S3*	S4*	S1*	S2*	S3*	S4*
VSTD 20	07/06/10	98	81	106	90	Pass	Pass	Pass	Pass
RSTD 20	07/06/10	98	81	103	87	Pass	Pass	Pass	Pass
BLANK	07/06/10	98	85	98	84	Pass	Pass	Pass	Pass
LC34-DPT0303-008.0-20100706	07/06/10	110	104	91	85	Pass	Pass	Pass	Pass
LC34-DPT0303-013.0-20100706	07/06/10	123	122	90	84	Pass	Pass	Pass	Pass
LC34-DPT0303-018.0-20100706	07/06/10	91	104	92	83	Pass	Pass	Pass	Pass
BLANK	07/06/10	116	107	92	83	Pass	Pass	Pass	Pass
LC34-DPT0303-025.0-20100706	07/06/10	50	58	79	84	< LCL	< LCL	Pass	Pass
LC34-DPT0303-038.0-20100706	07/06/10	118	112	90	80	Pass	Pass	Pass	Pass
LC34-DPT0303-025.0-20100706RERUN	07/06/10	120	109	90	82	Pass	Pass	Pass	Pass
LC34-DPT0304-008.0-20100706	07/06/10	118	107	91	81	Pass	Pass	Pass	Pass
LC34-DPT0304-013.0-20100706	07/06/10	119	111	87	80	Pass	Pass	Pass	Pass
LC34-DPT0304-018.0-20100706	07/06/10	119	108	89	81	Pass	Pass	Pass	Pass
LC34-DPT0304-025.0-20100706	07/06/10	124	122	86	83	Pass	Pass	Pass	Pass
LC34-DPT0304-038.0-20100706	07/06/10	124	115	87	81	Pass	Pass	Pass	Pass
LC34-DPT0305-008.0-20100706	07/06/10	121	115	88	81	Pass	Pass	Pass	Pass
LC34-DPT0305-013.0-20100706	07/06/10	126	118	86	78	Pass	Pass	Pass	Pass
LC34-DPT0305-018.0-20100706	07/06/10	122	114	87	80	Pass	Pass	Pass	Pass
LC34-DPT0305-025.0-20100706	07/06/10	119	116	87	80	Pass	Pass	Pass	Pass
LC34-DPT0305-038.0-20100706	07/06/10	121	118	87	80	Pass	Pass	Pass	Pass
LC34-DPT0306-008.0-20100706	07/06/10	127	118	88	82	Pass	Pass	Pass	Pass
LC34-DPT0306-013.0-20100706	07/06/10	125	123	86	80	Pass	Pass	Pass	Pass
LC34-DPT0306-018.0-20100706	07/06/10	122	115	87	82	Pass	Pass	Pass	Pass
LC34-DPT0306-025.0-20100706	07/06/10	129	123	82	73	Pass	Pass	Pass	Pass
LC34-DPT0303-008.0-20100706	07/06/10	122	111	87	82	Pass	Pass	Pass	Pass
LC34-DPT0303-013.0-20100706	07/06/10	117	103	90	81	Pass	Pass	Pass	Pass
LC34-DPT0303-018.0-20100706	07/06/10	114	102	90	84	Pass	Pass	Pass	Pass
LC34-DPT0305-013.0-20100706	07/06/10	120	107	91	86	Pass	Pass	Pass	Pass
LC34-DPT0305-038.0-20100706	07/06/10	116	104	91	83	Pass	Pass	Pass	Pass
LC34-DPT0304-038.0-20100706MS	07/06/10	106	91	94	86	Pass	Pass	Pass	Pass
LC34-DPT0304-038.0-20100706MSD	07/06/10	108	95	94	87	Pass	Pass	Pass	Pass
VSTD 20	07/06/10	108	94	94	92	Pass	Pass	Pass	Pass
VSTD 20	07/07/10	97	83	98	95	Pass	Pass	Pass	Pass
RSTD 20	07/07/10	101	91	97	92	Pass	Pass	Pass	Pass
BLANK	07/07/10	104	87	94	87	Pass	Pass	Pass	Pass
LC34-DPT0306-038.0-20100707	07/07/10	107	89	95	89	Pass	Pass	Pass	Pass
LC34-DPT0305-025.0-20200707RERUN	07/07/10	110	92	95	84	Pass	Pass	Pass	Pass
LC34-DPT0306-025.0-20100707	07/07/10	107	87	96	83	Pass	Pass	Pass	Pass
LC34-DPT0307-008.0-20100707	07/07/10	111	98	94	84	Pass	Pass	Pass	Pass
LC34-DPT0307-013.0-20100707	07/07/10	113	100	92	82	Pass	Pass	Pass	Pass
LC34-DPT0307-018.0-20100707	07/07/10	113	96	92	83	Pass	Pass	Pass	Pass
LC34-DPT0307-025.0-20100707	07/07/10	115	99	92	86	Pass	Pass	Pass	Pass

***Surrogate Compounds:**
S1 = Dibromofluoromethane (54% - 149%)
S2 = 1,2- Dichloroethane-D4 (61% - 156%)
S3 = Toluene-D8 (72% - 127%)
S4 = 4-Bromofluorobenzene (72% - 125%)

KB LABS, INC.

Table 1: Analytical Run Sequence/Surrogate Percent Recoveries

Client: GeoSyntec Consultants	**Driller/Sampler**: GeoSyntec Consultants	**Analyst:** Tuan Luu, Glenn Jackson
Site: NASA LC34	**KB Labs Project Manager**: Kelly Bergdoll	**KB Labs Project No:** 10-55
On-site Dates: 7/6/10-7/9/10, 7/12/10-7/16/10	**Client Project Manager**: Jim Langenbach	**Matrix:** Water

Sample ID	Date of Analysis	Surrogate % Recovery				Surrogate Control Limits			
		S1*	S2*	S3*	S4*	S1*	S2*	S3*	S4*
LC34-DPT0307-038.0-20100707	07/07/10	118	104	90	84	Pass	Pass	Pass	Pass
LC34-DPT0307-025.0-20100707RERUN	07/07/10	117	104	90	81	Pass	Pass	Pass	Pass
LC34-DPT0308-008.0-20100707	07/07/10	120	106	89	80	Pass	Pass	Pass	Pass
LC34-DPT0308-013.0-20100707	07/07/10	122	103	89	81	Pass	Pass	Pass	Pass
LC34-DPT0308-018.0-20100707	07/07/10	119	110	89	80	Pass	Pass	Pass	Pass
LC34-DPT0308-025.0-20100707	07/07/10	110	100	86	84	Pass	Pass	Pass	Pass
LC34-DPT0308-038.0-20100707	07/07/10	118	107	89	80	Pass	Pass	Pass	Pass
LC34-DPT0307-008.0-20100707	07/07/10	120	110	90	80	Pass	Pass	Pass	Pass
LC34-DPT0308-025.0-20100707	07/07/10	122	110	89	80	Pass	Pass	Pass	Pass
LC34-DPT0309-008.0-20100707	07/07/10	121	110	90	80	Pass	Pass	Pass	Pass
LC34-DPT0309-013.0-20100707	07/07/10	121	113	90	81	Pass	Pass	Pass	Pass
LC34-DPT0309-018.0-20100707	07/07/10	124	109	89	78	Pass	Pass	Pass	Pass
LC34-DPT0309-025.0-20100707	07/07/10	124	113	88	80	Pass	Pass	Pass	Pass
LC34-DPT0309-038.0-20100707	07/07/10	123	111	87	80	Pass	Pass	Pass	Pass
LC34-DPT0308-025.0-20100707	07/07/10	122	119	87	80	Pass	Pass	Pass	Pass
LC34-DPT0310-008.0-20100707	07/07/10	123	113	88	79	Pass	Pass	Pass	Pass
LC34-DPT0310-013.0-20100707	07/07/10	124	111	89	79	Pass	Pass	Pass	Pass
LC34-DPT0310-018.0-20100707	07/07/10	120	107	88	79	Pass	Pass	Pass	Pass
LC34-DPT0310-025.0-20100707	07/07/10	121	118	86	78	Pass	Pass	Pass	Pass
LC34-DPT0310-038.0-20100707	07/07/10	130	118	86	82	Pass	Pass	Pass	Pass
LC34-DPT0308-038.0-20100707MS	07/07/10	117	108	87	81	Pass	Pass	Pass	Pass
LC34-DPT0308-038.0-20100707MSD	07/07/10	114	119	88	79	Pass	Pass	Pass	Pass
VSTD 20	07/07/10	114	114	89	80	Pass	Pass	Pass	Pass
CCS 20	07/08/10	90	78	92	88	Pass	Pass	Pass	Pass
LCS 20	07/08/10	102	91	94	87	Pass	Pass	Pass	Pass
BLANK	07/08/10	109	92	94	84	Pass	Pass	Pass	Pass
LC34-DPT0165-013.0-20100708	07/08/10	111	93	93	88	Pass	Pass	Pass	Pass
LC34-DPT0165-038.0-20100708	07/08/10	113	99	93	85	Pass	Pass	Pass	Pass
LC34-DPT0139-013.0-20100708	07/08/10	114	103	92	84	Pass	Pass	Pass	Pass
LC34-DPT0139-038.0-20100708	07/08/10	112	100	90	83	Pass	Pass	Pass	Pass
LC34-DPT0230-013.0-20100708	07/08/10	113	100	89	81	Pass	Pass	Pass	Pass
LC34-DPT0230-038.0-20100708	07/08/10	116	100	91	83	Pass	Pass	Pass	Pass
LC34-DPT0249-013.0-20100708	07/08/10	117	101	90	81	Pass	Pass	Pass	Pass
LC34-DPT0249-038.0-20100708	07/08/10	117	105	90	82	Pass	Pass	Pass	Pass
LC34-DPT0308-018.0-20100708	07/08/10	120	107	91	82	Pass	Pass	Pass	Pass
LC34-DPT0248-013.0-20100708	07/08/10	120	108	88	81	Pass	Pass	Pass	Pass
LC34-DPT0248-038.0-20100708	07/08/10	121	107	89	81	Pass	Pass	Pass	Pass
LC34-DPT0231-013.0-20100708	07/08/10	120	103	88	80	Pass	Pass	Pass	Pass
LC34-DPT0231-038.0-20100708	07/08/10	118	106	88	79	Pass	Pass	Pass	Pass
LC34-DPT0228-013.0-20100708	07/08/10	108	95	88	82	Pass	Pass	Pass	Pass
LC34-DPT0228-038.0-20100708	07/08/10	120	107	88	80	Pass	Pass	Pass	Pass
LC34-DPT0209-013.0-20100708	07/08/10	119	110	88	81	Pass	Pass	Pass	Pass

***Surrogate Compounds:**
S1 = Dibromofluoromethane (54% - 149%)
S2 = 1,2- Dichloroethane-D4 (61% - 156%)
S3 = Toluene-D8 (72% - 127%)
S4 = 4-Bromofluorobenzene (72% - 125%)

KB LABS, INC.

Table 1: Analytical Run Sequence/Surrogate Percent Recoveries

Client: GeoSyntec Consultants	**Driller/Sampler**: GeoSyntec Consultants	**Analyst:** Tuan Luu, Glenn Jackson
Site: NASA LC34	**KB Labs Project Manager**: Kelly Bergdoll	**KB Labs Project No:** 10-55
On-site Dates: 7/6/10-7/9/10, 7/12/10-7/16/10	**Client Project Manager**: Jim Langenbach	**Matrix:** Water

Sample ID	Date of Analysis	Surrogate % Recovery				Surrogate Control Limits			
		S1*	S2*	S3*	S4*	S1*	S2*	S3*	S4*
LC34-DPT0209-038.0-20100708	07/08/10	122	112	87	79	Pass	Pass	Pass	Pass
LC34-DPT0208-013.0-20100708	07/08/10	122	109	88	81	Pass	Pass	Pass	Pass
LC34-DPT0208-038.0-20100708	07/08/10	124	110	88	80	Pass	Pass	Pass	Pass
LC34-DPT0210-038.0-20100708	07/08/10	122	112	85	80	Pass	Pass	Pass	Pass
LC34-DPT0178-013.0-20100708	07/08/10	122	106	88	79	Pass	Pass	Pass	Pass
LC34-DPT0178-038.0-20100708	07/08/10	121	109	86	80	Pass	Pass	Pass	Pass
LC34-DPT0230-038.0-20100708MS	07/08/10	116	122	88	80	Pass	Pass	Pass	Pass
LC34-DPT0230-038.0-20100708MSD	07/08/10	117	109	88	80	Pass	Pass	Pass	Pass
CCS 20	07/08/10	113	116	88	79	Pass	Pass	Pass	Pass
LC34-DPT0210-013.0-20100708	07/08/10	122	112	87	81	Pass	Pass	Pass	Pass
CCS 20	07/09/10	101	86	92	86	Pass	Pass	Pass	Pass
LCS 20	07/09/10	104	92	93	87	Pass	Pass	Pass	Pass
BLANK	07/09/10	110	87	92	86	Pass	Pass	Pass	Pass
LC34-DPT0216-013.0-20100709	07/09/10	109	92	93	87	Pass	Pass	Pass	Pass
LC34-DPT0216-038.0-20100709	07/09/10	110	96	92	85	Pass	Pass	Pass	Pass
LC34-DPT0220-013.0-20100709	07/09/10	113	95	92	85	Pass	Pass	Pass	Pass
LC34-DPT0220-038.0-20100709	07/09/10	110	95	90	86	Pass	Pass	Pass	Pass
LC34-DPT0211-013.0-20100709	07/09/10	116	95	92	82	Pass	Pass	Pass	Pass
LC34-DPT0211-038.0-20100709	07/09/10	113	95	92	83	Pass	Pass	Pass	Pass
LC34-DPT0092-013.0-20100709	07/09/10	116	95	91	82	Pass	Pass	Pass	Pass
LC34-DPT0092-038.0-20100709	07/09/10	116	104	89	82	Pass	Pass	Pass	Pass
LC34-DPT0078-013.0-20100709	07/09/10	121	108	90	81	Pass	Pass	Pass	Pass
LC34-DPT0078-038.0-20100709	07/09/10	122	105	88	80	Pass	Pass	Pass	Pass
LC34-DPT0173-013.0-20100709	07/09/10	116	98	89	79	Pass	Pass	Pass	Pass
LC34-DPT0173-038.0-20100709	07/09/10	125	104	87	79	Pass	Pass	Pass	Pass
LC34-DPT0172-013.0-20100709	07/09/10	121	106	88	79	Pass	Pass	Pass	Pass
LC34-DPT0172-038.0-20100709	07/09/10	122	106	86	79	Pass	Pass	Pass	Pass
LC34-DPT0173-038.0-20100709	07/09/10	122	102	89	81	Pass	Pass	Pass	Pass
LC34-DPT0233-013.0-20100709	07/09/10	125	112	86	78	Pass	Pass	Pass	Pass
LC34-DPT0233-038.0-20100709	07/09/10	129	114	87	77	Pass	Pass	Pass	Pass
LC34-DPT0311-008.0-20100709	07/09/10	122	112	87	78	Pass	Pass	Pass	Pass
LC34-DPT0311-013.0-20100709	07/09/10	125	114	87	77	Pass	Pass	Pass	Pass
LC34-DPT0311-018.0-20100709	07/09/10	127	118	85	79	Pass	Pass	Pass	Pass
LC34-DPT0311-025.0-20100709	07/09/10	127	119	86	78	Pass	Pass	Pass	Pass
LC34-DPT0311-038.0-20100709	07/09/10	129	118	84	80	Pass	Pass	Pass	Pass
LC34-DPT0172-038.0-20100709MS	07/09/10	119	107	86	78	Pass	Pass	Pass	Pass
LC34-DPT0172-038.0-20100709MSD	07/09/10	122	128	85	80	Pass	Pass	Pass	Pass
CCS 20	07/09/10	118	110	86	79	Pass	Pass	Pass	Pass
CCS 20	07/12/10	102	93	77	84	Pass	Pass	Pass	Pass
LCS 20	07/12/10	106	101	95	81	Pass	Pass	Pass	Pass
BLANK	07/12/10	114	98	95	81	Pass	Pass	Pass	Pass
LC34-DPT0180-013.0-20100712	07/12/10	112	99	94	83	Pass	Pass	Pass	Pass

***Surrogate Compounds:**
S1 = Dibromofluoromethane (54% - 149%)
S2 = 1,2- Dichloroethane-D4 (61% - 156%)
S3 = Toluene-D8 (72% - 127%)
S4 = 4-Bromofluorobenzene (72% - 125%)

KB LABS, INC.

Table 1: Analytical Run Sequence/Surrogate Percent Recoveries

Client: GeoSyntec Consultants	**Driller/Sampler**: GeoSyntec Consultants	**Analyst:** Tuan Luu, Glenn Jackson
Site: NASA LC34	**KB Labs Project Manager**: Kelly Bergdoll	**KB Labs Project No:** 10-55
On-site Dates: 7/6/10-7/9/10, 7/12/10-7/16/10	**Client Project Manager**: Jim Langenbach	**Matrix:** Water

Sample ID	Date of Analysis	Surrogate % Recovery				Surrogate Control Limits			
		S1*	S2*	S3*	S4*	S1*	S2*	S3*	S4*
LC34-DPT0180-038.0-20100712	07/12/10	117	100	94	82	Pass	Pass	Pass	Pass
LC34-DPT0174-013.0-20100712	07/12/10	121	107	93	78	Pass	Pass	Pass	Pass
LC34-DPT0174-038.0-20100712	07/12/10	116	109	92	80	Pass	Pass	Pass	Pass
LC34-DPT0234-013.0-20100712	07/12/10	119	102	90	80	Pass	Pass	Pass	Pass
LC34-DPT0234-038.0-20100712	07/12/10	122	110	91	80	Pass	Pass	Pass	Pass
LC34-DPT0229-013.0-20100712	07/12/10	120	109	90	80	Pass	Pass	Pass	Pass
LC34-DPT0229-038.0-20100712	07/12/10	119	111	90	80	Pass	Pass	Pass	Pass
LC34-DPT0179-013.0-20100712	07/12/10	120	114	91	78	Pass	Pass	Pass	Pass
LC34-DPT0179-038.0-20100712	07/12/10	119	114	90	78	Pass	Pass	Pass	Pass
LC34-DPT0218-013.0-20100712	07/12/10	115	106	90	79	Pass	Pass	Pass	Pass
LC34-DPT0218-038.0-20100712	07/12/10	121	112	90	78	Pass	Pass	Pass	Pass
LC34-DPT0229-038.0-20100712	07/12/10	120	106	92	80	Pass	Pass	Pass	Pass
LC34-DPT0218-038.0-20100712MS	07/12/10	111	97	93	79	Pass	Pass	Pass	Pass
LC34-DPT0218-038.0-20100712MSD	07/12/10	110	100	94	83	Pass	Pass	Pass	Pass
LC34-DPT0229-038.0-20100712MS	07/12/10	112	93	94	84	Pass	Pass	Pass	Pass
LC34-DPT0229-038.0-20100712MSD	07/12/10	110	108	93	83	Pass	Pass	Pass	Pass
VSTD 20	07/12/10	109	100	95	83	Pass	Pass	Pass	Pass
BLANK	07/12/10	105	92	94	83	Pass	Pass	Pass	Pass
LC34-DPT0080-013.0-20100712	07/12/10	101	84	95	82	Pass	Pass	Pass	Pass
LC34-DPT0080-038.0-20100712	07/12/10	108	94	93	83	Pass	Pass	Pass	Pass
LC34-DPT0254-013.0-20100712	07/12/10	104	88	92	82	Pass	Pass	Pass	Pass
LC34-DPT0254-038.0-20100712	07/12/10	113	96	94	82	Pass	Pass	Pass	Pass
VSTD 20	07/12/10	108	108	93	83	Pass	Pass	Pass	Pass
CCS 20	07/13/10	104	96	95	84	Pass	Pass	Pass	Pass
LCS 20	07/13/10	105	91	94	83	Pass	Pass	Pass	Pass
BLANK	07/13/10	110	91	95	81	Pass	Pass	Pass	Pass
LC34-DPT0239-013.0-20100713	07/13/10	114	98	93	81	Pass	Pass	Pass	Pass
LC34-DPT0239-038.0-20100713	07/13/10	116	100	94	82	Pass	Pass	Pass	Pass
LC34-DPT0072-013.0-20100713	07/13/10	118	108	93	82	Pass	Pass	Pass	Pass
LC34-DPT0072-038.0-20100713	07/13/10	117	105	90	81	Pass	Pass	Pass	Pass
LC34-DPT0073-013.0-20100713	07/13/10	119	106	91	79	Pass	Pass	Pass	Pass
LC34-DPT0073-038.0-20100713	07/13/10	123	106	91	80	Pass	Pass	Pass	Pass
LC34-DPT0088-013.0-20100713	07/13/10	121	111	89	77	Pass	Pass	Pass	Pass
LC34-DPT0088-038.0-20100713	07/13/10	129	112	89	79	Pass	Pass	Pass	Pass
LC34-DPT0180-013.0-20100713	07/13/10	119	112	91	78	Pass	Pass	Pass	Pass
LC34-DPT0179-013.0-20100713	07/13/10	127	117	88	79	Pass	Pass	Pass	Pass
LC34-DPT0218-013.0-20100713	07/13/10	124	115	88	79	Pass	Pass	Pass	Pass
LC34-DPT0280-013.0-20100713	07/13/10	127	117	88	76	Pass	Pass	Pass	Pass
LC34-DPT0280-038.0-20100713	07/13/10	123	113	88	75	Pass	Pass	Pass	Pass
LC34-DPT0217-013.0-20100713	07/13/10	126	119	89	78	Pass	Pass	Pass	Pass
LC34-DPT0217-038.0-20100713	07/13/10	124	118	88	76	Pass	Pass	Pass	Pass
LC34-DPT0279-013.0-20100713	07/13/10	123	112	89	75	Pass	Pass	Pass	Pass

***Surrogate Compounds:**
S1 = Dibromofluoromethane (54% - 149%)
S2 = 1,2- Dichloroethane-D4 (61% - 156%)
S3 = Toluene-D8 (72% - 127%)
S4 = 4-Bromofluorobenzene (72% - 125%)

KB LABS, INC.

Table 1: Analytical Run Sequence/Surrogate Percent Recoveries

Client: GeoSyntec Consultants	**Driller/Sampler**: GeoSyntec Consultants	**Analyst:** Tuan Luu, Glenn Jackson
Site: NASA LC34	**KB Labs Project Manager**: Kelly Bergdoll	**KB Labs Project No:** 10-55
On-site Dates: 7/6/10-7/9/10, 7/12/10-7/16/10	**Client Project Manager**: Jim Langenbach	**Matrix:** Water

Sample ID	Date of Analysis	Surrogate % Recovery				Surrogate Control Limits			
		S1*	S2*	S3*	S4*	S1*	S2*	S3*	S4*
LC34-DPT0279-038.0-20100713	07/13/10	125	118	87	78	Pass	Pass	Pass	Pass
LC34-DPT0073-013.0-20100713MS	07/13/10	118	123	89	75	Pass	Pass	Pass	Pass
LC34-DPT0073-013.0-20100713MSD	07/13/10	117	109	88	78	Pass	Pass	Pass	Pass
LC34-DPT0222-038.0-20100713	07/13/10	123	112	90	77	Pass	Pass	Pass	Pass
LC34-DPT0222-013.0-20100713	07/13/10	126	116	88	77	Pass	Pass	Pass	Pass
LC34-DPT0251-038.0-20100713	07/13/10	128	120	87	76	Pass	Pass	Pass	Pass
LC34-DPT0251-013.0-20100713	07/13/10	128	122	86	78	Pass	Pass	Pass	Pass
LC34-DPT0098-013.0-20100713	07/13/10	124	116	85	76	Pass	Pass	Pass	Pass
LC34-DPT0098-038.0-20100713	07/13/10	127	122	84	77	Pass	Pass	Pass	Pass
LC34-DPT0073-038.0-20100713MS	07/13/10	124	115	87	78	Pass	Pass	Pass	Pass
LC34-DPT0073-038.0-20100713MSD	07/13/10	121	116	87	76	Pass	Pass	Pass	Pass
VSTD 20	07/13/10	120	118	86	78	Pass	Pass	Pass	Pass
CCS 20	07/14/10	100	83	94	84	Pass	Pass	Pass	Pass
LCS 20	07/14/10	107	89	94	78	Pass	Pass	Pass	Pass
BLANK	07/14/10	113	96	92	81	Pass	Pass	Pass	Pass
LC34-DPT0120-013.0-20100714	07/14/10	116	97	92	78	Pass	Pass	Pass	Pass
LC34-DPT0120-038.0-20100714	07/14/10	117	101	92	79	Pass	Pass	Pass	Pass
LC34-DPT0087-013.0-20100714	07/14/10	119	103	93	80	Pass	Pass	Pass	Pass
LC34-DPT0087-038.0-20100714	07/14/10	122	105	90	79	Pass	Pass	Pass	Pass
LC34-DPT0203-008.0-20100714	07/14/10	119	106	90	77	Pass	Pass	Pass	Pass
LC34-DPT0203-013.0-20100714	07/14/10	124	109	90	80	Pass	Pass	Pass	Pass
LC34-DPT0203-038.0-20100714	07/14/10	124	108	89	76	Pass	Pass	Pass	Pass
LC34-DPT0200-008.0-20100714	07/14/10	124	109	87	75	Pass	Pass	Pass	Pass
LC34-DPT0200-013.0-20100714	07/14/10	128	116	87	75	Pass	Pass	Pass	Pass
LC34-DPT0200-038.0-20100714	07/14/10	102	92	86	77	Pass	Pass	Pass	Pass
LC34-DPT0191-008.0-20100714	07/14/10	129	122	87	76	Pass	Pass	Pass	Pass
LC34-DPT0191-013.0-20100714	07/14/10	136	122	86	76	Pass	Pass	Pass	Pass
LC34-DPT0191-038.0-20100714	07/14/10	128	121	86	76	Pass	Pass	Pass	Pass
LC34-DPT0276-008.0-20100714	07/14/10	129	122	86	76	Pass	Pass	Pass	Pass
LC34-DPT0276-013.0-20100714	07/14/10	128	124	85	76	Pass	Pass	Pass	Pass
LC34-DPT0276-038.0-20100714	07/14/10	129	129	86	75	Pass	Pass	Pass	Pass
LC34-DPT0190-008.0-20100714	07/14/10	134	131	85	75	Pass	Pass	Pass	Pass
LC34-DPT0190-013.0-20100714	07/14/10	130	138	83	76	Pass	Pass	Pass	Pass
LC34-DPT0190-038.0-20100714	07/14/10	136	139	82	77	Pass	Pass	Pass	Pass
LC34-DPT0189-008.0-20100714	07/14/10	125	135	83	76	Pass	Pass	Pass	Pass
LC34-DPT0189-013.0-20100714	07/14/10	130	122	85	75	Pass	Pass	Pass	Pass
LC34-DPT0189-038.0-20100714	07/14/10	129	127	84	76	Pass	Pass	Pass	Pass
LC34-DPT0202-008.0-20100714	07/14/10	130	128	84	77	Pass	Pass	Pass	Pass
LC34-DPT0202-013.0-20100714	07/14/10	128	132	82	77	Pass	Pass	Pass	Pass
LC34-DPT0202-038.0-20100714	07/14/10	131	133	82	75	Pass	Pass	Pass	Pass
LC34-DPT0203-038.0-20100714MS	07/14/10	124	121	83	76	Pass	Pass	Pass	Pass
LC34-DPT0203-038.0-20100714MSD	07/14/10	119	114	86	75	Pass	Pass	Pass	Pass

***Surrogate Compounds:**
S1 = Dibromofluoromethane (54% - 149%)
S2 = 1,2- Dichloroethane-D4 (61% - 156%)
S3 = Toluene-D8 (72% - 127%)
S4 = 4-Bromofluorobenzene (72% - 125%)

KB LABS, INC.

Table 1: Analytical Run Sequence/Surrogate Percent Recoveries

Client: GeoSyntec Consultants	**Driller/Sampler**: GeoSyntec Consultants	**Analyst:** Tuan Luu, Glenn Jackson
Site: NASA LC34	**KB Labs Project Manager**: Kelly Bergdoll	**KB Labs Project No:** 10-55
On-site Dates: 7/6/10-7/9/10, 7/12/10-7/16/10	**Client Project Manager**: Jim Langenbach	**Matrix:** Water

Sample ID	Date of Analysis	Surrogate % Recovery				Surrogate Control Limits			
		S1*	S2*	S3*	S4*	S1*	S2*	S3*	S4*
VSTD 20	07/14/10	127	123	83	74	Pass	Pass	Pass	Pass
CCS 20	07/15/10	104	85	95	78	Pass	Pass	Pass	Pass
LCS 20	07/15/10	106	100	75	80	Pass	Pass	Pass	Pass
BLANK	07/15/10	117	103	93	78	Pass	Pass	Pass	Pass
LC34-DPT0153-008.0-20100715	07/15/10	117	101	91	77	Pass	Pass	Pass	Pass
LC34-DPT0153-013.0-20100715	07/15/10	119	103	89	78	Pass	Pass	Pass	Pass
LC34-DPT0153-038.0-20100715	07/15/10	122	107	91	78	Pass	Pass	Pass	Pass
LC34-DPT0199-008.0-20100715	07/15/10	119	103	91	78	Pass	Pass	Pass	Pass
LC34-DPT0199-013.0-20100715	07/15/10	121	104	92	78	Pass	Pass	Pass	Pass
LC34-DPT0199-038.0-20100715	07/15/10	121	102	90	77	Pass	Pass	Pass	Pass
LC34-DPT0198-008.0-20100715	07/15/10	123	107	89	76	Pass	Pass	Pass	Pass
LC34-DPT0198-013.0-20100715	07/15/10	124	109	88	77	Pass	Pass	Pass	Pass
LC34-DPT0198-038.0-20100715	07/15/10	119	110	89	78	Pass	Pass	Pass	Pass
LC34-DPT0205-008.0-20100715	07/15/10	116	106	88	78	Pass	Pass	Pass	Pass
LC34-DPT0205-013.0-20100715	07/15/10	130	116	88	76	Pass	Pass	Pass	Pass
LC34-DPT0205-038.0-20100715	07/15/10	124	111	89	74	Pass	Pass	Pass	Pass
LC34-DPT0224-008.0-20100715	07/15/10	100	88	88	76	Pass	Pass	Pass	Pass
LC34-DPT0224-013.0-20100715	07/15/10	129	114	89	74	Pass	Pass	Pass	Pass
LC34-DPT0224-038.0-20100715	07/15/10	128	118	88	75	Pass	Pass	Pass	Pass
LC34-DPT0225-008.0-20100715	07/15/10	128	116	88	74	Pass	Pass	Pass	Pass
LC34-DPT0225-013.0-20100715	07/15/10	123	112	87	75	Pass	Pass	Pass	Pass
LC34-DPT0225-038.0-20100715	07/15/10	126	116	88	74	Pass	Pass	Pass	Pass
LC34-DPT0149-008.0-20100715	07/15/10	130	124	86	75	Pass	Pass	Pass	Pass
LC34-DPT0149-013.0-20100715	07/15/10	129	118	85	72	Pass	Pass	Pass	Pass
LC34-DPT0149-038.0-20100715	07/15/10	130	122	86	75	Pass	Pass	Pass	Pass
LC34-DPT0143-008.0-20100715	07/15/10	130	127	84	73	Pass	Pass	Pass	Pass
LC34-DPT0143-013.0-20100715	07/15/10	129	126	84	73	Pass	Pass	Pass	Pass
LC34-DPT0143-038.0-20100715	07/15/10	132	125	85	72	Pass	Pass	Pass	Pass
LC34-DPT0190-008.0-20100715	07/15/10	140	130	84	74	Pass	Pass	Pass	Pass
LC34-DPT0190-038.0-20100715	07/15/10	138	130	86	73	Pass	Pass	Pass	Pass
LC34-DPT0202-038.0-20100715	07/15/10	132	124	86	74	Pass	Pass	Pass	Pass
LC34-DPT0199-038.0-20100715MS	07/15/10	128	128	86	72	Pass	Pass	Pass	Pass
LC34-DPT0199-038.0-20100715MSD	07/15/10	122	126	86	73	Pass	Pass	Pass	Pass
LC34-DPT0143-008.0-20100715	07/15/10	125	111	88	74	Pass	Pass	Pass	Pass
LC34-DPT0143-038.0-20100715	07/15/10	128	114	86	74	Pass	Pass	Pass	Pass
VSTD 20	07/15/10	117	115	90	73	Pass	Pass	Pass	Pass
CCS 20	07/16/10	106	93	92	77	Pass	Pass	Pass	Pass
LCS 20	07/16/10	109	93	92	80	Pass	Pass	Pass	Pass
BLANK	07/16/10	115	103	92	79	Pass	Pass	Pass	Pass
LC34-DPT0144-008.0-20100716	07/16/10	123	102	91	79	Pass	Pass	Pass	Pass
LC34-DPT0144-008.0-20100716	07/16/10	106	90	90	77	Pass	Pass	Pass	Pass
LC34-DPT0144-013.0-20100716	07/16/10	123	107	91	76	Pass	Pass	Pass	Pass

***Surrogate Compounds:**
S1 = Dibromofluoromethane (54% - 149%)
S2 = 1,2- Dichloroethane-D4 (61% - 156%)
S3 = Toluene-D8 (72% - 127%)
S4 = 4-Bromofluorobenzene (72% - 125%)

KB LABS, INC.

Table 1: Analytical Run Sequence/Surrogate Percent Recoveries

Client: GeoSyntec Consultants	**Driller/Sampler**: GeoSyntec Consultants	**Analyst:** Tuan Luu, Glenn Jackson
Site: NASA LC34	**KB Labs Project Manager**: Kelly Bergdoll	**KB Labs Project No:** 10-55
On-site Dates: 7/6/10-7/9/10, 7/12/10-7/16/10	**Client Project Manager**: Jim Langenbach	**Matrix:** Water

Sample ID	Date of Analysis	Surrogate % Recovery				Surrogate Control Limits			
		S1*	S2*	S3*	S4*	S1*	S2*	S3*	S4*
LC34-DPT0144-038.0-20100716	07/16/10	124	112	89	78	Pass	Pass	Pass	Pass
LC34-DPT0154-008.0-20100716	07/16/10	128	113	88	74	Pass	Pass	Pass	Pass
LC34-DPT0154-013.0-20100716	07/16/10	125	118	89	72	Pass	Pass	Pass	Pass
LC34-DPT0154-038.0-20100716	07/16/10	131	118	88	73	Pass	Pass	Pass	Pass
LC34-DPT0196-008.0-20100716	07/16/10	130	119	88	73	Pass	Pass	Pass	Pass
LC34-DPT0196-013.0-20100716	07/16/10	132	127	86	72	Pass	Pass	Pass	Pass
LC34-DPT0196-038.0-20100716	07/16/10	134	133	83	72	Pass	Pass	Pass	Pass
LC34-DPT0155-008.0-20100716	07/16/10	128	127	86	73	Pass	Pass	Pass	Pass
LC34-DPT0155-013.0-20100716	07/16/10	134	129	82	73	Pass	Pass	Pass	Pass
LC34-DPT0155-038.0-20100716	07/16/10	134	124	83	71	Pass	Pass	Pass	< LCL
LC34-DPT0158-008.0-20100716	07/16/10	131	125	83	72	Pass	Pass	Pass	Pass
LC34-DPT0158-013.0-20100716	07/16/10	136	127	86	73	Pass	Pass	Pass	Pass
LC34-DPT0158-038.0-20100716	07/16/10	138	127	87	72	Pass	Pass	Pass	Pass
LC34-DPT0148-008.0-20100716	07/16/10	136	131	82	74	Pass	Pass	Pass	Pass
LC34-DPT0148-013.0-20100716	07/16/10	108	104	82	74	Pass	Pass	Pass	Pass
LC34-DPT0148-038.0-20100716	07/16/10	135	132	81	73	Pass	Pass	Pass	Pass
LC34-DPT0131-008.0-20100716	07/16/10	136	138	83	74	Pass	Pass	Pass	Pass
LC34-DPT0131-013.0-20100716	07/16/10	138	133	83	70	Pass	Pass	Pass	< LCL
LC34-DPT0131-038.0-20100716	07/16/10	99	98	78	78	Pass	Pass	Pass	Pass
LC34-DPT0201-008.0-20100716	07/16/10	136	134	82	73	Pass	Pass	Pass	Pass
LC34-DPT0201-013.0-20100716	07/16/10	140	152	80	72	Pass	Pass	Pass	Pass
LC34-DPT0201-038.0-20100716	07/16/10	150	155	82	74	> UCL	Pass	Pass	Pass
VSTD 20	07/16/10	146	163	80	71	Pass	> UCL	Pass	< LCL
Comments:	Although some surrogates may be out of the control percent recovery range, other supporting QC, such as matrix spikes, matrix spike duplicates, method blanks, and laboratory control samples, are performed by KB Labs to further validate reported data.								

***Surrogate Compounds:**
S1 = Dibromofluoromethane (54% - 149%)
S2 = 1,2- Dichloroethane-D4 (61% - 156%)
S3 = Toluene-D8 (72% - 127%)
S4 = 4-Bromofluorobenzene (72% - 125%)

KB LABS, INC.

Table 2: VOC Spike Compound Percent Recoveries

Client: GeoSyntec Consultants	**Driller/Sampler**: GeoSyntec Consultants	**Analyst:** Tuan Luu, Glenn Jackson
Site: NASA LC34	**KB Labs Project Manager:** Kelly Bergdoll	**KB Labs Project No.:** 10-55
Onsite Dates: 7/6/10-7/9/10, 7/12/10-7/16/10	**Client Project Manager:** Jim Langenbach	**Matrix**: Water

Matrix Spike/Matrix Spike Duplicate (MS/MSD):

Samples: LC34-DPT0304-038.0 **Date of Analysis:** 7/6/2010

Matrix Spike Compounds	Control Limits			Percent Recoveries			Control Limit Checks		
	Lower	Upper	RPD	MS	MSD	RPD	MS	MSD	RPD
Vinyl Chloride	40	143	20	78	78	0	Pass	Pass	Pass
1,1-Dichloroethene	45	144	20	102	105	3	Pass	Pass	Pass
Trans-1,2-Dichloroethene	68	130	20	99	101	2	Pass	Pass	Pass
Cis-1,2-Dichloroethene	59	156	20	101	103	1	Pass	Pass	Pass
Trichloroethene	70	136	20	90	94	4	Pass	Pass	Pass
Tetrachloroethene	57	152	20	109	108	1	Pass	Pass	Pass

Note: Control Limits are based on a semi-annual historical evaluation of mobile unit and method guidelines.

Samples: LC34-DPT0308-038.0 **Date of Analysis:** 7/7/2010

Matrix Spike Compounds	Control Limits			Percent Recoveries			Control Limit Checks		
	Lower	Upper	RPD	MS	MSD	RPD	MS	MSD	RPD
Vinyl Chloride	40	143	20	45	54	19	Pass	Pass	Pass
1,1-Dichloroethene	45	144	20	104	103	0	Pass	Pass	Pass
Trans-1,2-Dichloroethene	68	130	20	99	97	2	Pass	Pass	Pass
Cis-1,2-Dichloroethene	59	156	20	60	83	32	Pass	Pass	> RPDL
Trichloroethene	70	136	20	95	97	3	Pass	Pass	Pass
Tetrachloroethene	57	152	20	104	109	5	Pass	Pass	Pass

Note: Control Limits are based on a semi-annual historical evaluation of mobile unit and method guidelines.

Samples: LC34-DPT0230-038.0 **Date of Analysis:** 7/8/2010

Matrix Spike Compounds	Control Limits			Percent Recoveries			Control Limit Checks		
	Lower	Upper	RPD	MS	MSD	RPD	MS	MSD	RPD
Vinyl Chloride	40	143	20	76	78	3	Pass	Pass	Pass
1,1-Dichloroethene	45	144	20	102	105	3	Pass	Pass	Pass
Trans-1,2-Dichloroethene	68	130	20	107	105	2	Pass	Pass	Pass
Cis-1,2-Dichloroethene	59	156	20	59	60	2	Pass	Pass	Pass
Trichloroethene	70	136	20	95	96	1	Pass	Pass	Pass
Tetrachloroethene	57	152	20	105	106	1	Pass	Pass	Pass

Note: Control Limits are based on a semi-annual historical evaluation of mobile unit and method guidelines.

Samples: LC34-DPT0172-038.0 **Date of Analysis:** 7/9/2010

Matrix Spike Compounds	Control Limits			Percent Recoveries			Control Limit Checks		
	Lower	Upper	RPD	MS	MSD	RPD	MS	MSD	RPD
Vinyl Chloride	40	143	20	68	63	8	Pass	Pass	Pass
1,1-Dichloroethene	45	144	20	108	109	1	Pass	Pass	Pass
Trans-1,2-Dichloroethene	68	130	20	102	106	4	Pass	Pass	Pass
Cis-1,2-Dichloroethene	59	156	20	65	65	0	Pass	Pass	Pass
Trichloroethene	70	136	20	98	100	1	Pass	Pass	Pass
Tetrachloroethene	57	152	20	112	108	4	Pass	Pass	Pass

Note: Control Limits are based on a semi-annual historical evaluation of mobile unit and method guidelines.

KB LABS, INC.

Table 2: VOC Spike Compound Percent Recoveries

Client: GeoSyntec Consultants	**Driller/Sampler**: GeoSyntec Consultants	**Analyst:** Tuan Luu, Glenn Jackson
Site: NASA LC34	**KB Labs Project Manager:** Kelly Bergdoll	**KB Labs Project No.:** 10-55
Onsite Dates: 7/6/10-7/9/10, 7/12/10-7/16/10	**Client Project Manager:** Jim Langenbach	**Matrix**: Water

Samples: LC34-DPT0229-038.0 **Date of Analysis:** 7/12/2010

Matrix Spike Compounds	Control Limits			Percent Recoveries			Control Limit Checks		
	Lower	Upper	RPD	MS	MSD	RPD	MS	MSD	RPD
Vinyl Chloride	40	143	20	88	88	0	Pass	Pass	Pass
1,1-Dichloroethene	45	144	20	122	119	2	Pass	Pass	Pass
Trans-1,2-Dichloroethene	68	130	20	112	112	0	Pass	Pass	Pass
Cis-1,2-Dichloroethene	59	156	20	100	103	3	Pass	Pass	Pass
Trichloroethene	70	136	20	95	96	1	Pass	Pass	Pass
Tetrachloroethene	57	152	20	117	116	0	Pass	Pass	Pass

Note: Control Limits are based on a semi-annual historical evaluation of mobile unit and method guidelines.

Samples: LC34-DPT0218-038.0 **Date of Analysis:** 7/12/2010

Matrix Spike Compounds	Control Limits			Percent Recoveries			Control Limit Checks		
	Lower	Upper	RPD	MS	MSD	RPD	MS	MSD	RPD
Vinyl Chloride	40	143	20	75	86	14	Pass	Pass	Pass
1,1-Dichloroethene	45	144	20	116	121	4	Pass	Pass	Pass
Trans-1,2-Dichloroethene	68	130	20	106	110	4	Pass	Pass	Pass
Cis-1,2-Dichloroethene	59	156	20	86	96	10	Pass	Pass	Pass
Trichloroethene	70	136	20	94	97	3	Pass	Pass	Pass
Tetrachloroethene	57	152	20	111	117	5	Pass	Pass	Pass

Note: Control Limits are based on a semi-annual historical evaluation of mobile unit and method guidelines.

Samples: LC34-DPT0073-013.0 **Date of Analysis:** 7/13/2010

Matrix Spike Compounds	Control Limits			Percent Recoveries			Control Limit Checks		
	Lower	Upper	RPD	MS	MSD	RPD	MS	MSD	RPD
Vinyl Chloride	40	143	20	68	74	9	Pass	Pass	Pass
1,1-Dichloroethene	45	144	20	119	124	4	Pass	Pass	Pass
Trans-1,2-Dichloroethene	68	130	20	113	115	1	Pass	Pass	Pass
Cis-1,2-Dichloroethene	59	156	20	71	72	1	Pass	Pass	Pass
Trichloroethene	70	136	20	101	103	2	Pass	Pass	Pass
Tetrachloroethene	57	152	20	115	122	5	Pass	Pass	Pass

Note: Control Limits are based on a semi-annual historical evaluation of mobile unit and method guidelines.

Samples: LC34-DPT0073-038.0 **Date of Analysis:** 7/13/2010

Matrix Spike Compounds	Control Limits			Percent Recoveries			Control Limit Checks		
	Lower	Upper	RPD	MS	MSD	RPD	MS	MSD	RPD
Vinyl Chloride	40	143	20	66	70	7	Pass	Pass	Pass
1,1-Dichloroethene	45	144	20	118	120	2	Pass	Pass	Pass
Trans-1,2-Dichloroethene	68	130	20	114	114	0	Pass	Pass	Pass
Cis-1,2-Dichloroethene	59	156	20	73	65	12	Pass	Pass	Pass
Trichloroethene	70	136	20	103	102	1	Pass	Pass	Pass
Tetrachloroethene	57	152	20	117	119	2	Pass	Pass	Pass

Note: Control Limits are based on a semi-annual historical evaluation of mobile unit and method guidelines.

KB LABS, INC.

Table 2: VOC Spike Compound Percent Recoveries

Client: GeoSyntec Consultants	**Driller/Sampler**: GeoSyntec Consultants	**Analyst:** Tuan Luu, Glenn Jackson
Site: NASA LC34	**KB Labs Project Manager:** Kelly Bergdoll	**KB Labs Project No.:** 10-55
Onsite Dates: 7/6/10-7/9/10, 7/12/10-7/16/10	**Client Project Manager:** Jim Langenbach	**Matrix**: Water

Samples: LC34-DPT0203-038.0 **Date of Analysis:** 7/14/2010

Matrix Spike Compounds	Control Limits			Percent Recoveries			Control Limit Checks		
	Lower	Upper	RPD	MS	MSD	RPD	MS	MSD	RPD
Vinyl Chloride	40	143	20	71	80	12	Pass	Pass	Pass
1,1-Dichloroethene	45	144	20	125	131	5	Pass	Pass	Pass
Trans-1,2-Dichloroethene	68	130	20	119	127	7	Pass	Pass	Pass
Cis-1,2-Dichloroethene	59	156	20	74	84	12	Pass	Pass	Pass
Trichloroethene	70	136	20	103	112	8	Pass	Pass	Pass
Tetrachloroethene	57	152	20	124	138	11	Pass	Pass	Pass

Note: Control Limits are based on a semi-annual historical evaluation of mobile unit and method guidelines.

Samples: LC34-DPT0199-038.0 **Date of Analysis:** 7/15/2010

Matrix Spike Compounds	Control Limits			Percent Recoveries			Control Limit Checks		
	Lower	Upper	RPD	MS	MSD	RPD	MS	MSD	RPD
Vinyl Chloride	40	143	20	73	75	3	Pass	Pass	Pass
1,1-Dichloroethene	45	144	20	131	129	2	Pass	Pass	Pass
Trans-1,2-Dichloroethene	68	130	20	121	119	1	Pass	Pass	Pass
Cis-1,2-Dichloroethene	59	156	20	91	85	8	Pass	Pass	Pass
Trichloroethene	70	136	20	105	105	0	Pass	Pass	Pass
Tetrachloroethene	57	152	20	123	124	1	Pass	Pass	Pass

Note: Control Limits are based on a semi-annual historical evaluation of mobile unit and method guidelines.

KB LABS, INC.

Table 2: VOC Spike Compound Percent Recoveries

Client: GeoSyntec Consultants	**Driller/Sampler**: GeoSyntec Consultants	**Analyst:** Tuan Luu, Glenn Jackson
Site: NASA LC34	**KB Labs Project Manager:** Kelly Bergdoll	**KB Labs Project No.:** 10-55
Onsite Dates: 7/6/10-7/9/10, 7/12/10-7/16/10	**Client Project Manager:** Jim Langenbach	**Matrix**: Water

Laboratory Control Spikes (LCS):

Samples: LCS 1 — **Date of Analysis:** 7/6/2010
LCS 2 — 7/7/2010
LCS 3 — 7/8/2010

Spike Compounds	Control Limits			Percent Recoveries			Control Limit Checks		
	Lower		Upper	LCS#1	LCS#2	LCS#3	LCS#1	LCS#2	LCS#3
Vinyl Chloride	28	to	161	94	103	97	Pass	Pass	Pass
1,1-Dichloroethene	43	to	156	122	104	105	Pass	Pass	Pass
Trans-1,2-Dichloroethene	61	to	133	105	104	99	Pass	Pass	Pass
Cis-1,2-Dichloroethene	60	to	150	84	89	78	Pass	Pass	Pass
Trichloroethene	47	to	164	96	92	86	Pass	Pass	Pass
Tetrachloroethene	60	to	151	124	108	105	Pass	Pass	Pass

Note: Control Limits are based on a semi-annual historical evaluation of mobile unit and method guidelines.

Samples: LCS 4 — **Date of Analysis:** 7/9/2010
LCS 5 — 7/12/2010
LCS 6 — 7/13/2010

Spike Compounds	Control Limits			Percent Recoveries			Control Limit Checks		
	Lower		Upper	LCS#4	LCS#5	LCS#6	LCS#4	LCS#5	LCS#6
Vinyl Chloride	28	to	161	97	87	90	Pass	Pass	Pass
1,1-Dichloroethene	43	to	156	112	123	122	Pass	Pass	Pass
Trans-1,2-Dichloroethene	61	to	133	107	116	113	Pass	Pass	Pass
Cis-1,2-Dichloroethene	60	to	150	83	83	83	Pass	Pass	Pass
Trichloroethene	47	to	164	91	96	97	Pass	Pass	Pass
Tetrachloroethene	60	to	151	110	124	121	Pass	Pass	Pass

Note: Control Limits are based on a semi-annual historical evaluation of mobile unit and method guidelines.

Samples: LCS 7 — **Date of Analysis:** 7/14/2010
LCS 8 — 7/15/2010
LCS 9 — 7/16/2010

Spike Compounds	Control Limits			Percent Recoveries			Control Limit Checks		
	Lower		Upper	LCS#7	LCS#8	LCS#9	LCS#7	LCS#8	LCS#9
Vinyl Chloride	28	to	161	108	106	106	Pass	Pass	Pass
1,1-Dichloroethene	43	to	156	130	128	133	Pass	Pass	Pass
Trans-1,2-Dichloroethene	61	to	133	117	122	117	Pass	Pass	Pass
Cis-1,2-Dichloroethene	60	to	150	90	80	79	Pass	Pass	Pass
Trichloroethene	47	to	164	98	95	94	Pass	Pass	Pass
Tetrachloroethene	60	to	151	126	107	125	Pass	Pass	Pass

Note: Control Limits are based on a semi-annual historical evaluation of mobile unit and method guidelines.

KB LABS, INC.

Final Data Report

Project Number : 10-55

NASA LC34

KSC, FL

Prepared for: GeoSyntec Consultants

Samplel ID	Analysis Date	Matrix	Dilution Factor	Vinyl chloride	1,1-Dichloroethene	trans-1,2-Dichloroethene	cis-1,2-Dichloroethene	Trichloroethene	Tetrachloroethene
Water MDL (ug/L)				**0.27**	**0.27**	**0.33**	**0.39**	**0.56**	**0.36**
LC34-DPT0303-008.0-20100706	7/6/10	Water	1, 50	**1100**	**11.2**	**100**	**3400**	< 1.0	< 1.0
LC34-DPT0303-013.0-20100706	7/6/10	Water	1, 500	**1300**	**75.3**	**380 I**	**16000**	< 1.0	< 1.0
LC34-DPT0303-018.0-20100706	7/6/10	Water	1, 100	**280**	**17.4**	**140**	**6200**	< 1.0	< 1.0
LC34-DPT0303-025.0-20100706	7/6/10	Water	50	**66**	<50	**57**	**1500**	<50	<50
LC34-DPT0303-038.0-20100706	7/6/10	Water	20	**7.4 I**	<20	<20	**160**	<20	<20
LC34-DPT0304-008.0-20100706	7/6/10	Water	100	**1500**	<100	**84 I**	**1200**	<100	<100
LC34-DPT0304-013.0-20100706	7/6/10	Water	500	**900**	<500	**380 I**	**10000**	<500	<500
LC34-DPT0304-018.0-20100706	7/6/10	Water	100	<100	<100	**94 I**	**2600**	<100	<100
LC34-DPT0304-025.0-20100706	7/6/10	Water	20	**5.6 I**	<20	**10 I**	**540**	<20	<20
LC34-DPT0304-038.0-20100706	7/6/10	Water	1	< 1.0	< 1.0	< 1.0	**1.8**	< 1.0	< 1.0
LC34-DPT0305-008.0-20100706	7/6/10	Water	50	**930**	<50	**110**	**1800**	<50	<50
LC34-DPT0305-013.0-20100706	7/6/10	Water	500	**680**	<500	**340 I**	**14000**	<500	<500
LC34-DPT0305-018.0-20100706	7/6/10	Water	50	**59**	<50	**84**	**1900**	<50	<50
LC34-DPT0305-025.0-20100706	7/6/10	Water	1, 10	**18.0**	<1.0	**7.2**	**430**	< 1.0	< 1.0
LC34-DPT0305-038.0-20100706	7/6/10	Water	1, 10	**13.8**	<1.0	**6.6**	**200**	< 1.0	< 1.0
LC34-DPT0306-008.0-20100706	7/6/10	Water	50	**2000**	**14 I**	**400**	**7400**	<50	<50
LC34-DPT0306-013.0-20100706	7/6/10	Water	500	**1900**	<500	**640**	**13000**	<500	<500
LC34-DPT0306-018.0-20100706	7/6/10	Water	50	**140**	<50	**100**	**2700**	<50	<50
LC34-DPT0306-025.0-20100706	7/6/10	Water	1, 5	**5.9**	<1.0	<1.0	**95**	< 1.0	< 1.0
LC34-DPT0306-038.0-20100707	7/7/10	Water	1	**5.1**	<1.0	**1.5**	**89.9**	< 1.0	< 1.0
LC34-DPT0307-008.0-20100707	7/7/10	Water	1, 5	**130**	<1.0	**9.4**	**110**	< 1.0	< 1.0
LC34-DPT0307-013.0-20100707	7/7/10	Water	50	**940**	<50	**100**	**3100**	**370**	<50
LC34-DPT0307-018.0-20100707	7/7/10	Water	2000	**17000**	<2000	**2500**	**91000**	**5600**	<2000
LC34-DPT0307-025.0-20100707	7/7/10	Water	500	**14000**	<500	**520**	**24000**	<500	<500
LC34-DPT0307-038.0-20100707	7/7/10	Water	1	**10.1**	<1.0	**1.5**	**58.3**	**2.0**	< 1.0
LC34-DPT0308-008.0-20100707	7/7/10	Water	5	**350**	<5.0	**9.3**	**27**	<5.0	<5.0
LC34-DPT0308-013.0-20100707	7/7/10	Water	50	**5100**	<50	**99**	**17000**	<50	<50
LC34-DPT0308-018.0-20100707	7/8/10	Water	500	**38000**	<500	**310 I**	**26000**	<500	<500

Reporting units for waters are ug/L and for soils are mg/kg.

KB LABS, INC.

Final Data Report

Project Number : 10-55

NASA LC34

KSC, FL

Prepared for: GeoSyntec Consultants

Samplel ID	Analysis Date	Matrix	Dilution Factor	Vinyl chloride	1,1-Dichloroethene	trans-1,2-Dichloroethene	cis-1,2-Dichloroethene	Trichloroethene	Tetrachloroethene
Water MDL (ug/L)				**0.27**	**0.27**	**0.33**	**0.39**	**0.56**	**0.36**
LC34-DPT0308-025.0-20100707	7/7/10	Water	50, 5000	**24000**	**33 I**	**120**	**8300**	<50	<50
LC34-DPT0308-038.0-20100707	7/7/10	Water	1	**8.9**	<1.0	<1.0	**9.4**	< 1.0	< 1.0
LC34-DPT0309-008.0-20100707	7/7/10	Water	1	**23.9**	<1.0	**2.4**	**20.3**	< 1.0	< 1.0
LC34-DPT0309-013.0-20100707	7/7/10	Water	5	**220**	<5.0	**13.0**	**57.0**	<5.0	<5.0
LC34-DPT0309-018.0-20100707	7/7/10	Water	200	**6900**	<200	**160 I**	**5100**	<200	<200
LC34-DPT0309-025.0-20100707	7/7/10	Water	100	**5000**	<100	**100**	**5800**	<100	<100
LC34-DPT0309-038.0-20100707	7/7/10	Water	1	**1.3**	<1.0	<1.0	**2.8**	< 1.0	< 1.0
LC34-DPT0310-008.0-20100707	7/7/10	Water	1	< 1.0	< 1.0	< 1.0	< 1.0	< 1.0	< 1.0
LC34-DPT0310-013.0-20100707	7/7/10	Water	1	**2.0**	<1.0	**1.1**	**7.9**	< 1.0	< 1.0
LC34-DPT0310-018.0-20100707	7/7/10	Water	500	**3200**	<500	**810**	**8400**	<500	<500
LC34-DPT0310-025.0-20100707	7/7/10	Water	500	**5900**	<500	**570**	**9100**	<500	<500
LC34-DPT0310-038.0-20100707	7/7/10	Water	1	**24.7**	<1.0	**2.1**	**50.1**	< 1.0	< 1.0
LC34-DPT0165-013.0-20100708	7/8/10	Water	1	**22.0**	<1.0	**6.0**	**36.5**	< 1.0	< 1.0
LC34-DPT0165-038.0-20100708	7/8/10	Water	1	**14.3**	<1.0	**2.0**	**57.1**	**1.7**	< 1.0
LC34-DPT0139-013.0-20100708	7/8/10	Water	50	**37 I**	<50	**55**	**990**	<50	<50
LC34-DPT0139-038.0-20100708	7/8/10	Water	1	**1.7**	< 1.0	< 1.0	**8.0**	**5.2**	< 1.0
LC34-DPT0230-013.0-20100708	7/8/10	Water	500	**730**	<500	**190 I**	**8000**	<500	<500
LC34-DPT0230-038.0-20100708	7/8/10	Water	1	< 1.0	< 1.0	< 1.0	**10.6**	< 1.0	< 1.0
LC34-DPT0249-013.0-20100708	7/8/10	Water	500	**1200**	<500	**320 I**	**11000**	<500	<500
LC34-DPT0249-038.0-20100708	7/8/10	Water	2	**3.0**	< 2.0	**1.0 I**	**43**	< 2.0	< 2.0
LC34-DPT0248-013.0-20100708	7/8/10	Water	100	**840**	< 100	**350**	**10000**	< 100	< 100
LC34-DPT0248-038.0-20100708	7/8/10	Water	1	**1.3**	< 1.0	**1.1**	**39.5**	< 1.0	< 1.0
LC34-DPT0231-013.0-20100708	7/8/10	Water	500	**2000**	<500	**810**	**24000**	<500	<500
LC34-DPT0231-038.0-20100708	7/8/10	Water	1	< 1.0	< 1.0	< 1.0	**21.1**	< 1.0	< 1.0
LC34-DPT0228-013.0-20100708	7/8/10	Water	500	**1000**	<500	**530**	**14000**	<500	<500
LC34-DPT0228-038.0-20100708	7/8/10	Water	1	< 1.0	< 1.0	< 1.0	**30.0**	< 1.0	< 1.0
LC34-DPT0209-013.0-20100708	7/8/10	Water	500	**1400**	<500	**820**	**19000**	<500	<500
LC34-DPT0209-038.0-20100708	7/8/10	Water	2	< 2.0	< 2.0	< 2.0	**16**	< 2.0	< 2.0

KB LABS, INC.

Final Data Report

Project Number : 10-55

NASA LC34

KSC, FL

Prepared for: GeoSyntec Consultants

Samplel ID	Analysis Date	Matrix	Dilution Factor	Vinyl chloride	1,1-Dichloroethene	trans-1,2-Dichloroethene	cis-1,2-Dichloroethene	Trichloroethene	Tetrachloroethene
Water MDL (ug/L)				**0.27**	**0.27**	**0.33**	**0.39**	**0.56**	**0.36**
LC34-DPT0208-013.0-20100708	7/8/10	Water	500	**1200**	<500	**620**	**16000**	<500	<500
LC34-DPT0208-038.0-20100708	7/8/10	Water	1	< 1.0	< 1.0	< 1.0	**10.2**	< 1.0	< 1.0
LC34-DPT0210-013.0-20100708	7/8/10	Water	500	**1400**	<500	**490 I**	**18000**	**670**	<500
LC34-DPT0210-038.0-20100708	7/8/10	Water	1	**1.3**	< 1.0	< 1.0	**12.3**	**1.4**	< 1.0
LC34-DPT0178-013.0-20100708	7/8/10	Water	100	**270**	< 100	< 100	**2500**	**81 I**	< 100
LC34-DPT0178-038.0-20100708	7/8/10	Water	500	**160 I**	<500	**300 I**	**23000**	<500	<500
LC34-DPT0216-013.0-20100709	7/9/10	Water	200	**2000**	< 200	**370**	**11000**	**1200**	< 200
LC34-DPT0216-038.0-20100709	7/9/10	Water	1	**1.2**	< 1.0	< 1.0	**25.3**	**1.9**	< 1.0
LC34-DPT0220-013.0-20100709	7/9/10	Water	200	**1600**	< 200	**390**	**15000**	< 200	< 200
LC34-DPT0220-038.0-20100709	7/9/10	Water	1	**1.5**	< 1.0	< 1.0	**45.9**	**1.6**	< 1.0
LC34-DPT0211-013.0-20100709	7/9/10	Water	200	**1200**	< 200	**390**	**14000**	< 200	< 200
LC34-DPT0211-038.0-20100709	7/9/10	Water	1	< 1.0	< 1.0	< 1.0	**15.8**	< 1.0	< 1.0
LC34-DPT0092-013.0-20100709	7/9/10	Water	500	**2400**	<500	**650**	**20000**	**1700**	<500
LC34-DPT0092-038.0-20100709	7/9/10	Water	1	< 1.0	< 1.0	< 1.0	**19.8**	**4.2**	< 1.0
LC34-DPT0078-013.0-20100709	7/9/10	Water	100	**1100**	<100	**210**	**6000**	**240**	<100
LC34-DPT0078-038.0-20100709	7/9/10	Water	1	**7.1**	< 1.0	**1.3**	**44.4**	**9.9**	< 1.0
LC34-DPT0173-013.0-20100709	7/9/10	Water	100	**740**	<100	**210**	**5300**	<100	<100
LC34-DPT0173-038.0-20100709	7/9/10	Water	1, 5	**11.4**	< 1.0	**6.5**	**160**	**32.5**	< 1.0
LC34-DPT0172-013.0-20100709	7/9/10	Water	10	**290**	< 10	**36**	**630**	< 10	< 10
LC34-DPT0172-038.0-20100709	7/9/10	Water	1	**5.0**	< 1.0	< 1.0	**4.7**	< 1.0	< 1.0
LC34-DPT0233-013.0-20100709	7/9/10	Water	50	**620**	< 50	**93**	**1600**	< 50	< 50
LC34-DPT0233-038.0-20100709	7/9/10	Water	1	**2.5**	< 1.0	**2.2**	**45.3**	**5.1**	< 1.0
LC34-DPT0311-008.0-20100709	7/9/10	Water	1	**13.1**	< 1.0	**5.1**	**53.0**	< 1.0	< 1.0
LC34-DPT0311-013.0-20100709	7/9/10	Water	100	**700**	<100	**320**	**4100**	<100	<100
LC34-DPT0311-018.0-20100709	7/9/10	Water	500	**11000**	<500	**820**	**20000**	<500	<500
LC34-DPT0311-025.0-20100709	7/9/10	Water	200	**16000**	< 200	**560**	**7400**	< 200	< 200
LC34-DPT0311-038.0-20100709	7/9/10	Water	1	**7.6**	< 1.0	**1.9**	**36.9**	< 1.0	< 1.0
LC34-DPT0180-013.0-20100712	7/12/10	Water	500	**1300**	<500	**600**	**19000**	<500	<500

Reporting units for waters are ug/L and for soils are mg/kg.

KB LABS, INC.

Final Data Report

Project Number : 10-55

NASA LC34

KSC, FL

Prepared for: GeoSyntec Consultants

Samplel ID	Analysis Date	Matrix	Dilution Factor	Vinyl chloride	1,1-Dichloroethene	trans-1,2-Dichloroethene	cis-1,2-Dichloroethene	Trichloroethene	Tetrachloroethene
Water MDL (ug/L)				**0.27**	**0.27**	**0.33**	**0.39**	**0.56**	**0.36**
LC34-DPT0180-038.0-20100712	7/12/10	Water	1	**1.2**	< 1.0	< 1.0	**35.2**	**1.5**	< 1.0
LC34-DPT0174-013.0-20100712	7/12/10	Water	200	**770**	<200	**330**	**10000**	<200	<200
LC34-DPT0174-038.0-20100712	7/12/10	Water	1	<1.0	< 1.0	**1.5**	**59.5**	**2.2**	< 1.0
LC34-DPT0234-013.0-20100712	7/12/10	Water	10	**120**	<10	**8.2 I**	**330**	<10	<10
LC34-DPT0234-038.0-20100712	7/12/10	Water	1	**2.5**	< 1.0	< 1.0	**19.8**	**2.2**	< 1.0
LC34-DPT0229-013.0-20100712	7/12/10	Water	20	**180**	<20	**27**	**760**	<20	<20
LC34-DPT0229-038.0-20100712	7/12/10	Water	1	<1.0	< 1.0	**1.4**	**23.0**	**3.4**	< 1.0
LC34-DPT0179-013.0-20100712	7/13/10	Water	500	**1800**	<500	**1100**	**29000**	<500	<500
LC34-DPT0179-038.0-20100712	7/12/10	Water	5	**2.7 I**	<5.0	**3.9 I**	**120**	**6.7**	<5.0
LC34-DPT0218-013.0-20100712	7/13/10	Water	500	**2200**	<500	**1100**	**30000**	<500	<500
LC34-DPT0218-038.0-20100712	7/12/10	Water	1	<1.0	< 1.0	**1.1**	**9.0**	<1.0	< 1.0
LC34-DPT0080-013.0-20100712	7/12/10	Water	50	**180**	< 50	**76**	**1800**	< 50	< 50
LC34-DPT0080-038.0-20100712	7/12/10	Water	1	**13.2**	< 1.0	< 1.0	**22.3**	<1.0	< 1.0
LC34-DPT0254-013.0-20100712	7/12/10	Water	20	**210**	<20	**19 I**	**880**	<20	<20
LC34-DPT0254-038.0-20100712	7/12/10	Water	1	<1.0	< 1.0	< 1.0	**3.9**	<1.0	< 1.0
LC34-DPT0239-013.0-20100713	7/13/10	Water	5	**69**	<5.0	**6.3**	**350**	<5.0	<5.0
LC34-DPT0239-038.0-20100713	7/13/10	Water	1	<1.0	< 1.0	< 1.0	**11.0**	< 1.0	< 1.0
LC34-DPT0072-013.0-20100713	7/13/10	Water	5	**19**	<5.0	**3.2 I**	**230**	<5.0	<5.0
LC34-DPT0072-038.0-20100713	7/13/10	Water	1	**4.3**	< 1.0	< 1.0	**13.8**	< 1.0	< 1.0
LC34-DPT0073-013.0-20100713	7/13/10	Water	1	< 1.0	< 1.0	< 1.0	< 1.0	< 1.0	< 1.0
LC34-DPT0073-038.0-20100713	7/13/10	Water	1	< 1.0	< 1.0	< 1.0	**4.5**	< 1.0	< 1.0
LC34-DPT0088-013.0-20100713	7/13/10	Water	50	**390**	< 50	**87**	**2300**	< 50	< 50
LC34-DPT0088-038.0-20100713	7/13/10	Water	1	< 1.0	< 1.0	< 1.0	**24.2**	**3.5**	< 1.0
LC34-DPT0280-013.0-20100713	7/13/10	Water	200	**870**	**190 I**	**660**	**14000**	<200	<200
LC34-DPT0280-038.0-20100713	7/13/10	Water	1	**1.0**	< 1.0	**1.8**	**40.7**	<1.0	< 1.0
LC34-DPT0217-013.0-20100713	7/13/10	Water	200	**690**	<200	**400**	**10000**	<200	<200
LC34-DPT0217-038.0-20100713	7/13/10	Water	1	< 1.0	< 1.0	**1.9**	**39.9**	**2.4**	< 1.0
LC34-DPT0279-013.0-20100713	7/13/10	Water	50	**140**	< 50	**78**	**2000**	< 50	< 50

KB LABS, INC.

Final Data Report

Project Number : 10-55

NASA LC34

KSC, FL

Prepared for: GeoSyntec Consultants

Samplel ID	Analysis Date	Matrix	Dilution Factor	Vinyl chloride	1,1-Dichloroethene	trans-1,2-Dichloroethene	cis-1,2-Dichloroethene	Trichloroethene	Tetrachloroethene
Water MDL (ug/L)				**0.27**	**0.27**	**0.33**	**0.39**	**0.56**	**0.36**
LC34-DPT0279-038.0-20100713	7/13/10	Water	1	<1.0	<1.0	<1.0	**7.5**	<1.0	<1.0
LC34-DPT0222-013.0-20100713	7/13/10	Water	500	**790**	<500	**740**	**15000**	<500	<500
LC34-DPT0222-038.0-20100713	7/13/10	Water	1	<1.0	<1.0	<1.0	**11.4**	<1.0	<1.0
LC34-DPT0251-013.0-20100713	7/13/10	Water	200	**350**	<200	**420**	**9900**	<200	<200
LC34-DPT0251-038.0-20100713	7/13/10	Water	1	<1.0	<1.0	<1.0	**5.7**	<1.0	<1.0
LC34-DPT0098-013.0-20100713	7/13/10	Water	200	**290**	<200	**310**	**9000**	<200	<200
LC34-DPT0098-038.0-20100713	7/13/10	Water	1	<1.0	<1.0	<1.0	**16.9**	<1.0	<1.0
LC34-DPT0120-013.0-20100714	7/14/10	Water	5	**36**	<5.0	**5.2**	**330**	<5.0	<5.0
LC34-DPT0120-038.0-20100714	7/14/10	Water	1	**4.9**	<1.0	<1.0	**65.5**	<1.0	<1.0
LC34-DPT0087-013.0-20100714	7/14/10	Water	5	**16**	<5.0	**2.8 I**	**220**	<5.0	<5.0
LC34-DPT0087-038.0-20100714	7/14/10	Water	1	**90.4**	<1.0	<1.0	**47.8**	<1.0	<1.0
LC34-DPT0203-008.0-20100714	7/14/10	Water	5	**40**	<5.0	**28**	**480**	**4.8 I**	<5.0
LC34-DPT0203-013.0-20100714	7/14/10	Water	200	**300**	<200	**670**	**12000**	**840**	<200
LC34-DPT0203-038.0-20100714	7/14/10	Water	1	<1.0	<1.0	<1.0	**4.2**	<1.0	<1.0
LC34-DPT0200-008.0-20100714	7/14/10	Water	5	**41**	<5.0	**3.8 I**	**150**	<5.0	<5.0
LC34-DPT0200-013.0-20100714	7/14/10	Water	50	**96**	< 50	**82**	**1600**	**60**	< 50
LC34-DPT0200-038.0-20100714	7/14/10	Water	1	**1.3**	<1.0	<1.0	**10.4**	<1.0	<1.0
LC34-DPT0191-008.0-20100714	7/14/10	Water	1	**28.0**	<1.0	<1.0	**6.0**	<1.0	<1.0
LC34-DPT0191-013.0-20100714	7/14/10	Water	50	**200**	< 50	**180**	**2500**	**75**	< 50
LC34-DPT0191-038.0-20100714	7/14/10	Water	1	**4.5**	<1.0	**3.4**	**48.8**	**1.4**	<1.0
LC34-DPT0276-008.0-20100714	7/14/10	Water	1	**24.8**	<1.0	<1.0	**10.3**	<1.0	<1.0
LC34-DPT0276-013.0-20100714	7/14/10	Water	50	**180**	< 50	**140**	**2000**	**29 I**	< 50
LC34-DPT0276-038.0-20100714	7/14/10	Water	1	**1.6**	<1.0	<1.0	**8.6**	<1.0	<1.0
LC34-DPT0190-008.0-20100714	7/14/10	Water	1	**27.3**	<1.0	<1.0	**17.6**	<1.0	<1.0
LC34-DPT0190-013.0-20100714	7/14/10	Water	50	**100**	< 50	**70**	**1600**	**53**	<1.0
LC34-DPT0190-038.0-20100714	7/14/10	Water	1	<1.0	<1.0	<1.0	**8.9**	<1.0	<1.0
LC34-DPT0189-008.0-20100714	7/14/10	Water	5	**2.6 I**	<5.0	**15**	**260**	<5.0	<5.0
LC34-DPT0189-013.0-20100714	7/14/10	Water	50	**29 I**	< 50	**90**	**1700**	**160**	<50

Reporting units for waters are ug/L and for soils are mg/kg.

KB LABS, INC.

Final Data Report

Project Number : 10-55

NASA LC34

KSC, FL

Prepared for: GeoSyntec Consultants

Samplel ID	Analysis Date	Matrix	Dilution Factor	Vinyl chloride	1,1-Dichloroethene	trans-1,2-Dichloroethene	cis-1,2-Dichloroethene	Trichloroethene	Tetrachloroethene
Water MDL (ug/L)				**0.27**	**0.27**	**0.33**	**0.39**	**0.56**	**0.36**
LC34-DPT0189-038.0-20100714	7/14/10	Water	1	**1.5**	<1.0	<1.0	**12.6**	**1.4**	<1.0
LC34-DPT0202-008.0-20100714	7/14/10	Water	1	**21.8**	<1.0	**5.4**	**63.8**	<1.0	<1.0
LC34-DPT0202-013.0-20100714	7/14/10	Water	10	**86**	<10	**26.0**	**310**	<10	<10
LC34-DPT0202-038.0-20100714	7/14/10	Water	5	**7.5**	<5.0	<5.0	**78**	<5.0	<5.0
LC34-DPT0153-008.0-20100715	7/15/10	Water	1	**3.0**	<1.0	<1.0	**10.0**	<1.0	<1.0
LC34-DPT0153-013.0-20100715	7/15/10	Water	5	**44**	<5.0	**11**	**120**	<5.0	<5.0
LC34-DPT0153-038.0-20100715	7/15/10	Water	5	**6.7**	<5.0	**1.7 I**	**370**	<5.0	<5.0
LC34-DPT0199-008.0-20100715	7/15/10	Water	5	**82**	<5.0	**3.0 I**	**93**	<5.0	<5.0
LC34-DPT0199-013.0-20100715	7/15/10	Water	200	**410**	<200	**620**	**10000**	<200	<200
LC34-DPT0199-038.0-20100715	7/15/10	Water	1	<1.0	<1.0	<1.0	**6.7**	<1.0	<1.0
LC34-DPT0198-008.0-20100715	7/15/10	Water	1	**2.1**	<1.0	<1.0	**5.4**	<1.0	<1.0
LC34-DPT0198-013.0-20100715	7/15/10	Water	10	**120**	<10	**46**	**880**	<10	<10
LC34-DPT0198-038.0-20100715	7/15/10	Water	1	**3.2**	<1.0	<1.0	**8.1**	<1.0	<1.0
LC34-DPT0205-008.0-20100715	7/15/10	Water	1	**5.8**	<1.0	<1.0	**40.0**	<1.0	<1.0
LC34-DPT0205-013.0-20100715	7/15/10	Water	20	**73**	<20	**72**	**1400**	<20	<20
LC34-DPT0205-038.0-20100715	7/15/10	Water	1	<1.0	<1.0	<1.0	**8.3**	<1.0	<1.0
LC34-DPT0224-008.0-20100715	7/15/10	Water	1	**6.0**	<1.0	<1.0	**15.6**	<1.0	<1.0
LC34-DPT0224-013.0-20100715	7/15/10	Water	50	**110**	< 50	**160**	**2800**	< 50	< 50
LC34-DPT0224-038.0-20100715	7/15/10	Water	1	**1.1**	<1.0	<1.0	**20.1**	<1.0	<1.0
LC34-DPT0225-008.0-20100715	7/15/10	Water	5	**26**	<5.0	**4.6 I**	**140**	<5.0	<5.0
LC34-DPT0225-013.0-20100715	7/15/10	Water	5	**7.2**	<5.0	**14**	**280**	**13**	<5.0
LC34-DPT0225-038.0-20100715	7/15/10	Water	1	<1.0	<1.0	<1.0	**5.4**	<1.0	<1.0
LC34-DPT0149-008.0-20100715	7/15/10	Water	1	<1.0	<1.0	<1.0	<1.0	<1.0	<1.0
LC34-DPT0149-013.0-20100715	7/15/10	Water	5	**150**	<5.0	**32**	**130**	<5.0	<5.0
LC34-DPT0149-038.0-20100715	7/15/10	Water	1	<1.0	<1.0	<1.0	**5.8**	**1.8**	<1.0
LC34-DPT0143-008.0-20100715	7/15/10	Water	1	**15.9**	<1.0	**5.4**	**68.3**	<1.0	**1.2**
LC34-DPT0143-013.0-20100715	7/15/10	Water	100	**450**	<100	**340**	**4200**	<100	<100
LC34-DPT0143-038.0-20100715	7/15/10	Water	1	**24.4**	<1.0	**6.6**	**92.3**	**2.0**	<1.0

Reporting units for waters are ug/L and for soils are mg/kg.

KB LABS, INC.

Final Data Report

Project Number : 10-55

NASA LC34

KSC, FL

Prepared for: GeoSyntec Consultants

Samplel ID	Analysis Date	Matrix	Dilution Factor	Vinyl chloride	1,1-Dichloroethene	trans-1,2-Dichloroethene	cis-1,2-Dichloroethene	Trichloroethene	Tetrachloroethene
Water MDL (ug/L)				**0.27**	**0.27**	**0.33**	**0.39**	**0.56**	**0.36**
LC34-DPT0144-008.0-20100716	7/16/10	Water	1, 10	**18.2**	<1.0	**13.8**	**210**	< 1.0	<1.0
LC34-DPT0144-013.0-20100716	7/16/10	Water	50	**690**	< 50	**440**	**5400**	< 50	< 50
LC34-DPT0144-038.0-20100716	7/16/10	Water	1	**2.8**	<1.0	**1.8**	**32.2**	< 1.0	<1.0
LC34-DPT0154-008.0-20100716	7/16/10	Water	1	<1.0	<1.0	<1.0	**21.6**	<1.0	<1.0
LC34-DPT0154-013.0-20100716	7/16/10	Water	5	**5.7**	<5.0	**14**	**270**	<5.0	<5.0
LC34-DPT0154-038.0-20100716	7/16/10	Water	1	**120 L**	<1.0	<1.0	**43.2**	<1.0	<1.0
LC34-DPT0196-008.0-20100716	7/16/10	Water	1	**2.8**	<1.0	**2.4**	**49.2**	<1.0	<1.0
LC34-DPT0196-013.0-20100716	7/16/10	Water	200	**100 I**	<200	**620**	**10000**	<200	<200
LC34-DPT0196-038.0-20100716	7/16/10	Water	1	<1.0	<1.0	<1.0	**15.2**	**1.4**	<1.0
LC34-DPT0155-008.0-20100716	7/16/10	Water	1	<1.0	<1.0	<1.0	<1.0	<1.0	<1.0
LC34-DPT0155-013.0-20100716	7/16/10	Water	5	**44**	<5.0	**6.0**	**130**	<5.0	<5.0
LC34-DPT0155-038.0-20100716	7/16/10	Water	1	**13.9**	<1.0	**2.7**	**48.7**	<1.0	<1.0
LC34-DPT0158-008.0-20100716	7/16/10	Water	1	**1.6**	<1.0	<1.0	<1.0	< 1.0	<1.0
LC34-DPT0158-013.0-20100716	7/16/10	Water	1	<1.0	<1.0	<1.0	**8.9**	<1.0	<1.0
LC34-DPT0158-038.0-20100716	7/16/10	Water	10	**7.4 I**	<10	<10	**330**	<10	<10
LC34-DPT0148-008.0-20100716	7/16/10	Water	1	**2.3**	<1.0	**1.0**	**35.7**	<1.0	<1.0
LC34-DPT0148-013.0-20100716	7/16/10	Water	10	**55**	<10	**8.5 I**	**320**	<10	<10
LC34-DPT0148-038.0-20100716	7/16/10	Water	1	**7.9**	<1.0	**1.2**	**25.1**	<1.0	<1.0
LC34-DPT0131-008.0-20100716	7/16/10	Water	1	<1.0	<1.0	<1.0	**5.9**	<1.0	<1.0
LC34-DPT0131-013.0-20100716	7/16/10	Water	5	**35**	<5.0	**8**	**280**	<5.0	<5.0
LC34-DPT0131-038.0-20100716	7/16/10	Water	1	**8.6**	<1.0	<1.0	**14.0**	<1.0	<1.0
LC34-DPT0201-008.0-20100716	7/16/10	Water	1	<1.0	<1.0	<1.0	**1.9**	<1.0	<1.0
LC34-DPT0201-013.0-20100716	7/16/10	Water	5	**17**	<5.0	**4.7 I**	**130**	<5.0	<5.0
LC34-DPT0201-038.0-20100716	7/16/10	Water	1	**2.7**	<1.0	**2.5**	**36.2**	**18.6**	<1.0

Reporting units for waters are ug/L and for soils are mg/kg.

CHAIN-OF-CUSTODY RECORD

Mobile Laboratory Services

☐ 25132 SW 1st Avenue
Newberry, FL 32669
TEL (352) 367-0073
FAX (352) 472-5832

☐ 200 Quade Drive
Cary, NC 27513
TEL (919) 678-0030

MOBILE UNIT # K33

CLIENT NAME	PROJECT NAME & ADDRESS	BATCH # (Lab Use Only)
Geosyntec	LC34 KSC, FL	

SAMPLERS

CONTACT PERSON

PRESERVATION: C Chilled; H HCL; Ot Other (see Remarks)

SAMPLE FIELD ID.\ NUMBER	DATE SAMPLED	TIME SAMPLED	COMP.	GRAB	DATE REC'D	TIME REC'D	STATION LOCATION / No.	SAMPLE MATRIX	NUMBER OF CONTAINERS	IDENTIFY PARAMETERS DESIRED AND NO. OF CONTAINERS: VOLATILES	COMMENT / SAMPLE PRE FIX
K33*070610											
DPT0303-008.0	7/6/10	0947			7/6/10	1130		GW	2	✓	
013.0		1010									
025.0		1044									
018.0		1024									
038.0		1112									
DPT0304-008.0		1222				1230					
013.0		1323				1330					
018.0		1340				1345					
025.0		1357				1440					
038.0		1419				1440					
DPT0305-008.0		1532				1610					
013.0		1544									
018.0		1559									
025.0		1621				1720					
038.0		1643				"					

Precleaned Containers Relinquished by: *(Signature)*	Date / Time	Received by: *(Signature)*	Date / Time 7/6/10	**Remarks and Observations**
Relinquished by: *(Signature)*	Date / Time	Received by: *(Signature)*	Date / Time	

Matrix Types S Soil SW Surface Water GW Ground Water SG Soil Gas

CHAIN-OF-CUSTODY RECORD

Mobile Laboratory Services

☐ 25132 SW 1st Avenue
Newberry, FL 32669
TEL (352) 367-0073
FAX (352) 472-5832

☐ 200 Quade Drive
Cary, NC 27513
TEL (919) 678-0030

MOBILE UNIT # K33

CLIENT NAME	PROJECT NAME & ADDRESS	
Geosyntec	LC34	KSC, FL
SAMPLERS	CONTACT PERSON	BATCH # (Lab Use Only)

PRESERVATION
C Chilled
H HCL
Ot Other (see Remarks)

SAMPLE FIELD ID.\ NUMBER	DATE SAMPLED	TIME SAMPLED	COMP.	GRAB	DATE REC'D	TIME REC'D	STATION LOCATION / No.	SAMPLE MATRIX	NUMBER OF CONTAINERS	IDENTIFY PARAMETERS DESIRED AND NO. OF CONTAINERS: VOLATILES	COMMENT / SAMPLE PRE FIX
K33*070610					7/6/10						
DPT036-008.0	7/6/10	1714			7/6/10	1720		GW	2	✓	
013.0	↓	1806			7/6/10	1830		↓	↓	↓	
018.0		1818			7/6/10	1830					
023.0	✓	1832			✓	1845					

Precleaned Containers Relinquished by: *(Signature)*	Date / Time	Received by: *(Signature)*	Date / Time	Remarks and Observations
			7/6/10	
Relinquished by: *(Signature)*	Date / Time	Received by: *(Signature)*	Date / Time	

Matrix Types S Soil SW Surface Water GW Ground Water SG Soil Gas

CHAIN-OF-CUSTODY RECORD

Mobile Laboratory Services

☐ 25132 SW 1st Avenue
Newberry, FL 32669
TEL (352) 367-0073
FAX (352) 472-5832

☐ 200 Quade Drive
Cary, NC 27513
TEL (919) 678-0030

MOBILE UNIT # KO3

CLIENT NAME	PROJECT NAME & ADDRESS		BATCH # (Lab Use Only)
Geosyntec	LC34	KSC, FL	
SAMPLERS	CONTACT PERSON		

PRESERVATION: C Chilled; H HCL; Ot Other (see Remarks)

SAMPLE FIELD ID.\ NUMBER	DATE SAMPLED	TIME SAMPLED	COMP.	GRAB	DATE REC'D	TIME REC'D	STATION LOCATION / No.	SAMPLE MATRIX	NUMBER OF CONTAINERS	IDENTIFY PARAMETERS DESIRED AND NO. OF CONTAINERS: VOLATILES	COMMENT / SAMPLE PRE FIX
LC34*070710											
DPT036-038.0	7/7/10	0720			7/7/10	0730		GW	2	✓	
DPT037-008.0		0826				0827					
-013.0		0839				0840					
-018.0		0853				0855					
-025.0		0910				0912					
DPT038-038.0		0929				0930					
DPT039-008.0		1040				1044					
013.0		1055				1150					
018.0		1109				1110					
025.0		1123				1130					
038.0		1143				1154					
DPT0309-008.0		1302				1304					
013.0		1312				1315					
018.0		1326				1327					
025.0		1340				1342					

	Date / Time		Date / Time	
Precleaned Containers Relinquished by: *(Signature)*		Received by: *(Signature)*	7/7/10	**Remarks and Observations**
Relinquished by: *(Signature)*	Date / Time	Received by: *(Signature)*	Date / Time	

Matrix Types S Soil SW Surface Water GW Ground Water SG Soil Gas

CHAIN-OF-CUSTODY RECORD

Mobile Laboratory Services

☐ 25132 SW 1st Avenue
Newberry, FL 32669
TEL (352) 367-0073
FAX (352) 472-5832

☐ 200 Quade Drive
Cary, NC 27513
TEL (919) 678-0030

MOBILE UNIT # 183

CLIENT NAME	PROJECT NAME & ADDRESS	
Geosyntec	LC39	KSCFL
SAMPLERS	CONTACT PERSON	BATCH # (Lab Use Only)

SAMPLE FIELD ID.\ NUMBER	DATE SAMPLED	TIME SAMPLED	COMP.	GRAB	DATE REC'D	TIME REC'D	STATION LOCATION / No.	SAMPLE MATRIX	NUMBER OF CONTAINERS	VOLATILES	COMMENT / SAMPLE PRE FIX
KS3*020710											
SPT0309-038.0	7/7/10	1358			7/2/10	1400		GW	2	✓	
SPT0310-008.0		1506				1509					
013.0		1515				1520					
018.0		1531				1534					
025.0		1549				1552					
038.0		1615				1620					

PRESERVATION
C Chilled
H HCL
Ot Other (see Remarks)

IDENTIFY PARAMETERS DESIRED AND NO. OF CONTAINERS

Precleaned Containers Relinquished by: *(Signature)*	Date / Time	Received by: *(Signature)*	Date / Time	Remarks and Observations
			7/7/10	
Relinquished by: *(Signature)*	Date / Time	Received by: *(Signature)*	Date / Time	

Matrix Types S Soil SW Surface Water GW Ground Water SG Soil Gas

CHAIN-OF-CUSTODY RECORD

Mobile Laboratory Services

☑ 25132 SW 1st Avenue
Newberry, FL 32669
TEL (352) 367-0073
FAX (352) 472-5832

☐ 200 Quade Drive
Cary, NC 27513
TEL (919) 678-0030

MOBILE UNIT # KB3

CLIENT NAME	PROJECT NAME & ADDRESS	BATCH # (Lab Use Only)
Geosyntec	LC34 NASA KSC, FL	
SAMPLERS	CONTACT PERSON: Jan	

PRESERVATION: C Chilled; H HCL; Ot Other (see Remarks)

SAMPLE FIELD ID.\ NUMBER 20100708	DATE SAMPLED	TIME SAMPLED	COMP.	GRAB	DATE REC'D	TIME REC'D	STATION LOCATION / No.	SAMPLE MATRIX	NUMBER OF CONTAINERS	VOLATILES (IDENTIFY PARAMETERS DESIRED AND NO. OF CONTAINERS)	COMMENT / SAMPLE PRE FIX
LC34 DPT0165-013.0	7/8/10	0720		✓	7/8/10	0745		W	2	✓	KB3-070810-1
DPT0165-038.0		0734				0745					-2
DPT0139-013.0		0805				0830					-3
DPT0139-038.0		0819				0830					-4
DPT0230-013.0		0928				0955					-5
DPT0230-038.0		0946				0955					-6
DPT0249-013.0		1015				1052					-7
DPT0249-038.0		1030				1052					-8
DPT0248-013.0		1117				1142					-9
DPT0248-038.0		1135				1142					-10
DPT0231-013.0		1159				1223					-11
DPT0231-038.0		1215				1223					-12
DPT0228-013.0		1323				1345					-13
DPT0228-038.0		1339				1345					-14
DPT0209-013.0		1402				1422					-15

Precleaned Containers Relinquished by: *(Signature)*	Date / Time	Received by: *(Signature)*	Date / Time	**Remarks and Observations**
Relinquished by: *(Signature)*	Date / Time	Received by: *(Signature)*	Date / Time: 7/8/10	

Matrix Types S Soil SW Surface Water GW Ground Water SG Soil Gas

CHAIN-OF-CUSTODY RECORD

Mobile Laboratory Services

☑ 25132 SW 1st Avenue
Newberry, FL 32669
TEL (352) 367-0073
FAX (352) 472-5832

☐ 200 Quade Drive
Cary, NC 27513
TEL (919) 678-0030

MOBILE UNIT # KB 3

CLIENT NAME	PROJECT NAME & ADDRESS	BATCH # (Lab Use Only)
Geosyntec	NASA LC34 KSC, FL	
SAMPLERS	CONTACT PERSON: Jan	

IDENTIFY PARAMETERS DESIRED AND NO. OF CONTAINERS

PRESERVATION: C Chilled; H HCL; Ot Other (see Remarks)

SAMPLE FIELD ID.\ NUMBER 20100708	DATE SAMPLED	TIME SAMPLED	COMP.	GRAB	DATE REC'D	TIME REC'D	STATION LOCATION / No.	SAMPLE MATRIX	NUMBER OF CONTAINERS	VOLATILES	COMMENT / SAMPLE PRE FIX
LC34 DPT0209-038.0	7/8/10	1417		✓	7/8/10	1422		W	2	✓	KBS-070810-16
DPT0208-013.0		1458				1520					-17
DPT0208-038.0		1516				1520					-18
DPT0210-013.0		1538				1600					-19
DPT0210-038.0		1555				1600					-20
DPT0178-013.0		1645				1706					-21
DPT0178-038.0		1702				1706					-22

N/A

TL 7/8/10

Precleaned Containers / Relinquished by: (Signature)	Date / Time	Received by: (Signature)	Date / Time	Remarks and Observations
Relinquished by: (Signature)	Date / Time	Received by: (Signature)	Date / Time	
			7/9/10	

Matrix Types S Soil SW Surface Water GW Ground Water SG Soil Gas

CHAIN-OF-CUSTODY RECORD

KB LABS Mobile Laboratory Services

☑ 25132 SW 1st Avenue
Newberry, FL 32669
TEL (352) 367-0073
FAX (352) 472-5832

☐ 200 Quade Drive
Cary, NC 27513
TEL (919) 678-0030

MOBILE UNIT # KB3

CLIENT NAME	PROJECT NAME & ADDRESS	
Geosyntec	NASA LC34	KSC, FL
SAMPLERS	CONTACT PERSON	BATCH # (Lab Use Only)
	Jan	

PRESERVATION: C Chilled; H HCL; Ot Other (see Remarks)

SAMPLE FIELD ID.\ NUMBER 20100709	DATE SAMPLED	TIME SAMPLED	COMP.	GRAB	DATE REC'D	TIME REC'D	STATION LOCATION / No.	SAMPLE MATRIX	NUMBER OF CONTAINERS	VOLATILES (IDENTIFY PARAMETERS DESIRED AND NO. OF CONTAINERS)	COMMENT / SAMPLE PRE FIX
LC34 DPT0216-013.0	7/9/10	0726		✓	7/9/10	0750		W	2	✓	KB3-070910-1
DPT0216-038.0		0741				0750					-2
DPT0220-013.0		0831				0853					-3
DPT0220-038.0		0848				0855					-4
DPT0211-013.0		0916				0942					-5
DPT0211-038.0		0935				0942					-6
DPT0092-013.0		1016				1020					-7
DPT0092-038.0		1035				1036					-8
DPT0078-013.0		1058				1117					-9
DPT0078-038.0		1113				1117					-10
DPT0173-013.0		1228				1232					-11
DPT0173-038.0		1247				1250					-12
DPT0172-013.0		1315				1315					-13
DPT0172-038		1330				1333					-14
DPT0233-013.0		1404				1406					-15

	Date / Time	Received by: (Signature)	Date / Time	Remarks and Observations
Precleaned Containers Relinquished by: (Signature)				
Relinquished by: (Signature)		Received by: (Signature)	Date / Time 7/9/10	

Matrix Types S Soil SW Surface Water GW Ground Water SG Soil Gas

CHAIN-OF-CUSTODY RECORD

Mobile Laboratory Services

☑ 25132 SW 1st Avenue
Newberry, FL 32669
TEL (352) 367-0073
FAX (352) 472-5832

☐ 200 Quade Drive
Cary, NC 27513
TEL (919) 678-0030

MOBILE UNIT # KB 3

CLIENT NAME	PROJECT NAME & ADDRESS	BATCH # (Lab Use Only)
Geosynte c	NASA LC34 KSC, FL	
SAMPLERS	CONTACT PERSON: Jan	

PRESERVATION: C Chilled; H HCL; Ot Other (see Remarks)

SAMPLE FIELD ID.\ NUMBER	DATE SAMPLED	TIME SAMPLED	COMP.	GRAB	DATE REC'D	TIME REC'D	STATION LOCATION / No.	SAMPLE MATRIX	NUMBER OF CONTAINERS	VOLATILES (IDENTIFY PARAMETERS DESIRED AND NO. OF CONTAINERS)	COMMENT / SAMPLE PRE FIX
LC34 DPT0233-038.0	7/9/10	1421		✓	7/9/10	1424		W	2	✓	KB3-070910-16
DPT0311 ~~-033.0~~ 008.0		1500			~~7/9/10~~	1501					-17
-013.0		1511				1513					-18
-018.0		1527				1527					-19
-025.0		1541				1545					-20
-038.0		1605				1606					-21

N/A

7/9/10

Precleaned Containers / Relinquished by: (Signature)	Date / Time	Received by: (Signature)	Date / Time	Remarks and Observations
Relinquished by: (Signature)	Date / Time	Received by: (Signature)	Date / Time 7/9/10	

Matrix Types S Soil SW Surface Water GW Ground Water SG Soil Gas

CHAIN-OF-CUSTODY RECORD

Mobile Laboratory Services

☐ 25132 SW 1st Avenue
Newberry, FL 32669
TEL (352) 367-0073
FAX (352) 472-5832

☐ 200 Quade Drive
Cary, NC 27513
TEL (919) 678-0030

MOBILE UNIT # 1C83

CLIENT NAME: Geosyntec

PROJECT NAME & ADDRESS: LC34 1C9FL

SAMPLERS

CONTACT PERSON

BATCH # (Lab Use Only)

IDENTIFY PARAMETERS DESIRED AND NO. OF CONTAINERS

PRESERVATION: C Chilled; H HCL; Ot Other (see Remarks)

SAMPLE FIELD ID.\ NUMBER	DATE SAMPLED	TIME SAMPLED	COMP	GRAB	DATE REC'D	TIME REC'D	STATION LOCATION / No.	SAMPLE MATRIX	NUMBER OF CONTAINERS	VOLATILES	COMMENT / SAMPLE PRE FIX
1C83-071-10											
DPT0180-013.0	7/1/10	0811			7/1/10	0815		GW	2	✓	
" -038.0		838				0845					
DPT0174-013.0		0859				0907					
" -038.0		0917				0924					
DPT0234-013.0		0953				0959					
" -038.0		1011				1017					
DPT0229-013.0		1035				1042					
" 038.0		1054				1106					
DPT0179-013.0		1132				1139					
" 038.0		1152				1158					
DPT0218-013.0		1243				1248					
" 038.0		1303				1310					
DPT0190-013.0		1637				1642					
" 038.0		1653				1700					
DPT0254-013.0		1725				1730					

	Date / Time		Date / Time	
Precleaned Containers Relinquished by: *(Signature)*		Received by: *(Signature)*	7/1/10	**Remarks and Observations**
Relinquished by: *(Signature)*		Received by: *(Signature)*		

Matrix Types S Soil SW Surface Water GW Ground Water SG Soil Gas

CHAIN-OF-CUSTODY RECORD

Mobile Laboratory Services

☐ 25132 SW 1st Avenue
Newberry, FL 32669
TEL (352) 367-0073
FAX (352) 472-5832

☐ 200 Quade Drive
Cary, NC 27513
TEL (919) 678-0030

MOBILE UNIT # 653

CLIENT NAME: Geosyntec

PROJECT NAME & ADDRESS: LC34 KSC, FL

SAMPLERS

CONTACT PERSON

BATCH # (Lab Use Only)

SAMPLE FIELD ID.\ NUMBER	DATE SAMPLED	TIME SAMPLED	COMP	GRAB	DATE REC'D	TIME REC'D	STATION LOCATION / No.	SAMPLE MATRIX	NUMBER OF CONTAINERS	IDENTIFY PARAMETERS DESIRED AND NO. OF CONTAINERS: VOLATILES	COMMENT / SAMPLE PRE FIX
1633407140											
JPT0254-038.0	7/12/10	1742			7/14/10	1747		GW	2	✓	

PRESERVATION
C Chilled
H HCL
Ot Other (see Remarks)

Precleaned Containers Relinquished by: *(Signature)*	Date / Time	Received by: *(Signature)*	Date / Time 7/14/10	**Remarks and Observations**
Relinquished by: *(Signature)*	Date / Time	Received by: *(Signature)*	Date / Time	

Matrix Types S Soil SW Surface Water GW Ground Water SG Soil Gas

CHAIN-OF-CUSTODY RECORD

Mobile Laboratory Services

☐ 25132 SW 1st Avenue
Newberry, FL 32669
TEL (352) 367-0073
FAX (352) 472-5832

☐ 200 Quade Drive
Cary, NC 27513
TEL (919) 678-0030

MOBILE UNIT # KB3

CLIENT NAME: Geosyntec

PROJECT NAME & ADDRESS: LC34 KSC, FL

SAMPLERS

CONTACT PERSON

BATCH # (Lab Use Only)

PRESERVATION
C Chilled
H HCL
Ot Other (see Remarks)

SAMPLE FIELD ID.\ NUMBER KB3*07/13/10	DATE SAMPLED	TIME SAMPLED	COMP.	GRAB	DATE REC'D	TIME REC'D	STATION LOCATION / No.	SAMPLE MATRIX	NUMBER OF CONTAINERS	IDENTIFY PARAMETERS DESIRED AND NO. OF CONTAINERS: VOLATILES	COMMENT / SAMPLE PRE FIX
DPT0239-013.0	7/13/10	0729			7/13/10	0735		GW	2	✓	
" 038.0		0748				0755					
DPT0072-013.0		0811				0815					
" 038.0		0828				0835					
DPT0073-013.0		0913				0919					
" 038.0		0932				0940					
DPT0088-013.0		1001				1010					
DPT0084-013.0		1022				1021					
DPT0280-013.0		1056				1102					
" 038.0		1114				1120					
DPT0217-013.0		1134				1140					
" 038.0		1151				1200					
DPT0279-013.0		1248				1300					
" -018.0		1313				1320					
DPT0212-013.0		1446				1454					

Precleaned Containers Relinquished by: *(Signature)*	Date / Time	Received by: *(Signature)*	Date / Time 7/13/10	**Remarks and Observations**
Relinquished by: *(Signature)*	Date / Time	Received by: *(Signature)*	Date / Time	

Matrix Types S Soil SW Surface Water GW Ground Water SG Soil Gas

CHAIN-OF-CUSTODY RECORD

Mobile Laboratory Services

☐ 25132 SW 1st Avenue
Newberry, FL 32669
TEL (352) 367-0073
FAX (352) 472-5832

☐ 200 Quade Drive
Cary, NC 27513
TEL (919) 678-0030

MOBILE UNIT # KB3

CLIENT NAME	PROJECT NAME & ADDRESS	
Geosyntec	LC34	KSC, FL
SAMPLERS	CONTACT PERSON	BATCH # (Lab Use Only)

PRESERVATION: C Chilled; H HCL; Ot Other (see Remarks)

SAMPLE FIELD ID.\ NUMBER	DATE SAMPLED	TIME SAMPLED	COMP.	GRAB	DATE REC'D	TIME REC'D	STATION LOCATION / No.	SAMPLE MATRIX	NUMBER OF CONTAINERS	VOLATILES				COMMENT / SAMPLE PRE FIX
KB3X071310														
DPT222-038.0	7/13/10	1504			7/13/10	1515		GW	2	✓				
DPT0251-013.0	↓	1535			↓	1607		↓	↓	↓				
" -038.0		1555				1607								
DPT008-013.0		1634				1640								
038.0		1652				1700								

Precleaned Containers Relinquished by: (Signature)	Date / Time	Received by: (Signature)	Date / Time	Remarks and Observations
		[signature]	7/13/10	
Relinquished by: (Signature)	Date / Time	Received by: (Signature)	Date / Time	

Matrix Types S Soil SW Surface Water GW Ground Water SG Soil Gas

CHAIN-OF-CUSTODY RECORD

Mobile Laboratory Services

☐ 25132 SW 1st Avenue
Newberry, FL 32669
TEL (352) 367-0073
FAX (352) 472-5832

☐ 200 Quade Drive
Cary, NC 27513
TEL (919) 678-0030

MOBILE UNIT # KB3

CLIENT NAME: Geosyntec

PROJECT NAME & ADDRESS: LC34 KSG FL

SAMPLERS

CONTACT PERSON

BATCH # (Lab Use Only)

PRESERVATION
C Chilled
H HCL
Ot Other (see Remarks)

SAMPLE FIELD ID.\ NUMBER KB3 * 071410	DATE SAMPLED	TIME SAMPLED	COMP.	GRAB	DATE REC'D	TIME REC'D	STATION LOCATION / No.	SAMPLE MATRIX	NUMBER OF CONTAINERS	IDENTIFY PARAMETERS DESIRED AND NO. OF CONTAINERS: VOLATILES	COMMENT / SAMPLE PRE FIX
DPT01L0 -013.0	7/14/10	0725			7/14/10	0750		GW	2		
" 038.0		0743				0750					
DPT 0130 - 013.0		0806				0810					
" 087.0		0824				0820					
DPT0203 - 008.0		0902				↓					
↓ 013.0		0917									
DPT 038.0		0927				0935					
DPT0200-008.0		0951				1008					
↓ 013.0		1001				1008					
↓ 038.0		1021				1031					
DPT0191-008.0		1045				1108					
↓ 013.0		1100				1108					
↓ 038.0		1120				1134					
DPT0276-008.0		1146				1203					
" 013.0		1156				1203					

Precleaned Containers Relinquished by: *(Signature)*	Date / Time	Received by: *(Signature)*	Date / Time 7/14/10	**Remarks and Observations**
Relinquished by: *(Signature)*	Date / Time	Received by: *(Signature)*	Date / Time	

Matrix Types S Soil SW Surface Water GW Ground Water SG Soil Gas

CHAIN-OF-CUSTODY RECORD

Mobile Laboratory Services

☐ 25132 SW 1st Avenue
Newberry, FL 32669
TEL (352) 367-0073
FAX (352) 472-5832

☐ 200 Quade Drive
Cary, NC 27513
TEL (919) 678-0030

MOBILE UNIT # KB3

CLIENT NAME: Geosyntec

PROJECT NAME & ADDRESS: LC34 KSC, FL

SAMPLERS

CONTACT PERSON

BATCH # (Lab Use Only)

SAMPLE FIELD ID.\ NUMBER	DATE SAMPLED	TIME SAMPLED	COMP.	GRAB	DATE REC'D	TIME REC'D	STATION LOCATION / No.	SAMPLE MATRIX	NUMBER OF CONTAINERS	VOLATILES	COMMENT / SAMPLE PRE FIX
KB3*071410											
DPT0276-038.0	7/14/10	1412			7/14/10	1227		GW	2	✓	
DPT0190-008.0		1317				1336					
013.0		1327				1336					
038.0		1344				1353					
DPT0189-008.0		1405				1425					
013.0		1418				1425					
038.0		1435				1448					
DPT0202-008.0		1455				1515					
013.0		1507				1515					
038.0		1524				1540					

IDENTIFY PARAMETERS DESIRED AND NO. OF CONTAINERS

PRESERVATION
C Chilled
H HCL
Ot Other (see Remarks)

	Date / Time		Date / Time	
Precleaned Containers Relinquished by: *(Signature)*		Received by: *(Signature)*	7/14/10	**Remarks and Observations**
Relinquished by: *(Signature)*	Date / Time	Received by: *(Signature)*	Date / Time	

Matrix Types S Soil SW Surface Water GW Ground Water SG Soil Gas

CHAIN-OF-CUSTODY RECORD

Mobile Laboratory Services

☐ 25132 SW 1st Avenue
Newberry, FL 32669
TEL (352) 367-0073
FAX (352) 472-5832

☐ 200 Quade Drive
Cary, NC 27513
TEL (919) 678-0030

MOBILE UNIT # KB3

CLIENT NAME: Geosyntec

PROJECT NAME & ADDRESS: LC34 ISC, FL

SAMPLERS

CONTACT PERSON

BATCH # (Lab Use Only)

SAMPLE FIELD ID.\ NUMBER	DATE SAMPLED	TIME SAMPLED	COMP.	GRAB	DATE REC'D	TIME REC'D	STATION LOCATION / No.	SAMPLE MATRIX	NUMBER OF CONTAINERS	VOLATILES	COMMENT / SAMPLE PRE FIX
KB3*071510											
DPT0153-008.0	7/15/10	0723			7/15/10	0740		GW	2	✓	
013.0		0735				0740					
038.0		0751				0755					
DPT0199-008.0		0825				0845					
013.0		0836				0845					
038.0		0857				0908					
DPT0198-008.0		0922				0949					
013.0		0938				0949					
038.0		0955				1025					
DPT0205 008.0		1018				1025					
013.0		1032				1100					
038.0		1050				1150					
DPT0224-008.0		1112				1132					
013.0		1124				1132					
038.0		1140				1157					

IDENTIFY PARAMETERS DESIRED AND NO. OF CONTAINERS

PRESERVATION
C Chilled
H HCL
Ot Other (see Remarks)

	Date / Time		Date / Time	
Precleaned Containers Relinquished by: *(Signature)*		Received by: *(Signature)*	7/15/10	**Remarks and Observations**
Relinquished by: *(Signature)*	Date / Time	Received by: *(Signature)*	Date / Time	

Matrix Types S Soil SW Surface Water GW Ground Water SG Soil Gas

CHAIN-OF-CUSTODY RECORD

Mobile Laboratory Services

☐ 25132 SW 1st Avenue
Newberry, FL 32669
TEL (352) 367-0073
FAX (352) 472-5832

☐ 200 Quade Drive
Cary, NC 27513
TEL (919) 678-0030

MOBILE UNIT # K53

CLIENT NAME: Geosyntec

PROJECT NAME & ADDRESS: LC34 KISSIMMEE FL

SAMPLERS

CONTACT PERSON

BATCH # (Lab Use Only)

SAMPLE FIELD ID.\ NUMBER	DATE SAMPLED	TIME SAMPLED	COMP.	GRAB	DATE REC'D	TIME REC'D	STATION LOCATION / No.	SAMPLE MATRIX	NUMBER OF CONTAINERS	VOLATILES	COMMENT / SAMPLE PRE FIX
K53 7/15/10											
DPT0225-008.0	7/15/10	1249			7/15/10	1308		GW	1		
-013.0		1301				1308					
-038.0		1325				1335					
DPT0149-008.0		1358				1415					
013.0		1410				1415					
038.0		1427				1436					
DPT0143-008.0		1449				1515					
013.0		1502				1515					
038.0		1520				1530					

IDENTIFY PARAMETERS DESIRED AND NO. OF CONTAINERS

PRESERVATION
C Chilled
H HCL
Ot Other (see Remarks)

	Date / Time		Date / Time	
Precleaned Containers Relinquished by: *(Signature)*		Received by: *(Signature)*	7/15/10	**Remarks and Observations**
Relinquished by: *(Signature)*		Received by: *(Signature)*		

Matrix Types S Soil SW Surface Water GW Ground Water SG Soil Gas

CHAIN-OF-CUSTODY RECORD

Mobile Laboratory Services

☐ 25132 SW 1st Avenue
Newberry, FL 32669
TEL (352) 367-0073
FAX (352) 472-5832

☐ 200 Quade Drive
Cary, NC 27513
TEL (919) 678-0030

MOBILE UNIT # K03

CLIENT NAME: Geosyntec

PROJECT NAME & ADDRESS: LC34 KSC, FL

SAMPLERS

CONTACT PERSON

BATCH # (Lab Use Only)

SAMPLE FIELD ID.\ NUMBER	DATE SAMPLED	TIME SAMPLED	COMP.	GRAB	DATE REC'D	TIME REC'D	STATION LOCATION / No.	SAMPLE MATRIX	NUMBER OF CONTAINERS	VOLATILES	COMMENT / SAMPLE PRE FIX
K33*071610											
DPT0144-008.0	7/16/10	0728			7/16/10	0730		GW	2	✓	
013.0		0738				0930					
038.0		0757									
DPT0154-008.0		0821									
013.0		0835									
038.0		0853									
DPT0196-008.0		0917									
013.0		0928				1005					
038.0		0941				1005					
DPT0155-008.0		1010				1030					
013.0		1023				1030					
038.0		1040				1048					
DPT0158-008.0		1101				1120					
013.0		1112				1120					
038.0		1129				1138					

IDENTIFY PARAMETERS DESIRED AND NO. OF CONTAINERS

PRESERVATION
C Chilled
H HCL
Ot Other (see Remarks)

	Date / Time	Received by: (Signature)	Date / Time
Precleaned Containers Relinquished by: (Signature)			7/16/10
Relinquished by: (Signature)	Date / Time	Received by: (Signature)	Date / Time

Remarks and Observations

Matrix Types S Soil SW Surface Water GW Ground Water SG Soil Gas

CHAIN-OF-CUSTODY RECORD

Mobile Laboratory Services

☐ 25132 SW 1st Avenue
Newberry, FL 32669
TEL (352) 367-0073
FAX (352) 472-5832

☐ 200 Quade Drive
Cary, NC 27513
TEL (919) 678-0030

MOBILE UNIT # KB3

CLIENT NAME: Geosyntec

PROJECT NAME & ADDRESS: LC34 ICSG, FL

SAMPLERS

CONTACT PERSON

BATCH # (Lab Use Only)

SAMPLE FIELD ID.\ NUMBER	DATE SAMPLED	TIME SAMPLED	COMP.	GRAB	DATE REC'D	TIME REC'D	STATION LOCATION / No.	SAMPLE MATRIX	NUMBER OF CONTAINERS	VOLATILES	COMMENT / SAMPLE PRE FIX
KB3*07/610											
DPT0148-008.0	7/16/10	1250			7/16/10	1306		GW	2		
013.0		1300				1306					
038.0		1317				1327					
DPT0131-008.0		1339				1358					
013.0		1350				1358					
038.0		1406				1415					
DPT0201-008.0		1427				1450					
013.0		1440				1450					
038.0		1456				1506					

PRESERVATION
C Chilled
H HCL
Ot Other (see Remarks)

IDENTIFY PARAMETERS DESIRED AND NO. OF CONTAINERS

	Date / Time		Date / Time	
Precleaned Containers Relinquished by: *(Signature)*		Received by: *(Signature)*	7/16/10	**Remarks and Observations**
Relinquished by: *(Signature)*	Date / Time	Received by: *(Signature)*	Date / Time	

Matrix Types S Soil SW Surface Water GW Ground Water SG Soil Gas

DPT SAMPLING
DECEMBER 2010

LABORATORY DATA

KB LABS, INC.
25132 SW 1st Ave
Newberry, Florida 32669

***Telephone* (352) 472-5830**
***Fax* (352) 472-5832**
Email: info@kbmobilelabs.com

December 28, 2010

Rebecca DaPrato
GeoSyntec Consultants
6770 S. Washington Ave, Suite 3
Titusville, FL 32780

RE: NASA LC34, KSC, FL - Final Data Report
KB Labs Project # 10-234

Dear Ms. DaPrato:

Enclosed is the final report of the on-site analysis performed by KB Labs, Inc. at the above referenced site. Samples were collected and analyzed from December 13 to 20, 2010. Included are a brief project narrative, data report narrative, tables listing quality control results, final analytical results, and sample chain-of-custody form.

KB Labs' mobile laboratories have been inspected by the FDOH Bureau of Laboratories and are NELAP Certified as of April 1, 2003. Our personnel, methodology, proficiency testing, and quality assurance requirements comply with the guidelines of Chapter 62-160 of the Florida Administrative Code and with the consensus standards adopted at the National Environmental Laboratory Accreditation Conference (NELAC). Data for the site referenced above were determined in accordance with published procedures under Test Methods for Evaluating Solid Waste (EPA SW-846, Update III Revised May 1997). Unless otherwise indicated on the quality control narrative accompanying the data report, the quality assurance and quality control procedures performed in conjunction with analysis of groundwater samples demonstrated that the reported data met our requirements for accuracy and precision under NELAC Standards.

If you have any questions, please do not hesitate to call me or Kelly Bergdoll, President of KB Labs, at (352) 367-0073.

Sincerely,

KB Labs, Inc.

Todd Romero
Director of Operations

"KB Labs is a small, woman-owned business enterprise."

KB Labs, Inc.
25132 SW 1st Ave
Newberry, FL 32669
Phone: 352-472-5830
Fax: 352-472-5832
Email: info@kbmobilelabs.com

PROJECT NARRATIVE

Project Scope

From December 13 to 20, 2010, a total of 96 water samples were analyzed for GeoSyntec Consultants at NASA LC34, KSC, FL. The samples were analyzed for vinyl chloride, 1,1-dichloroethene, cis- and trans-1, 2-dichloroethene, trichloroethene, and tetrachloroethene.

NELAP Certification

KB Mobile Labs Unit KB1: FDOH NELAP Certification Number E82815

Analytical Procedure

All samples were analyzed using SW846 Method 5030/8260 for waters. Ten (10) milliliters (mL) of water or air (air samples) were purged with helium and the volatile organic compounds (VOCs) were collected on a solid-phase adsorption trap. The adsorption trap was heated and back-purged with helium. The components were then separated by capillary column gas chromatography and measured with a mass spectrometer (GC/MS) operated in the electron impact full-scan mode. The individual VOCs in the samples were measured against corresponding VOC standards.

Analytical Results

Laboratory results were provided to the client on an as-completed or next-day basis. Final results of the on-site analyses are provided in a hardcopy report. The data produced and reported in the field has been reviewed and approved for this final report by the Director of Operations for KB Labs.

Uncertainty of Reported Values

All measurement data presented in this report are subject to a degree of uncertainty and the degree of uncertainty varies with each compound of interest. KB Labs estimates the uncertainty of each measurement using a statistical evaluation of the standard deviation from the mean percent recovery of a number of trials of a given measurement. More specifically, KB Labs maintains historical percent recovery control limits at the 99% confidence level for each analyte of interest. These are calculated as $\pm$ 3 times the standard deviation from the mean of historical measurements of the percent recovery of spikes of the analytes of interest into actual and control sample matrices. For example, if the lower and upper percent recovery control limits for a specific analyte of interest have been determined to be 70 and 100 percent respectively, a reported value of 10.0

KB Labs, Inc.
25132 SW 1st Ave
Newberry, FL 32669
Phone: 352-472-5830
Fax: 352-472-5832
Email: info@kbmobilelabs.com

ug/L will be with 99% confidence 7.0 to 13.0 ug/L.For more information about KB Labs estimation of uncertainty, contact KB Labs' quality assurance officer and/or request a copy of KB Labs' SOP for determining measurement uncertainty.

Quality Control (QC) Data

Surrogate Recoveries – Table 1 lists the daily analytical sequence and percent recovery results for surrogate compounds, which were added to all analyses. Four (4) surrogate compounds were added to each analysis in order to continually monitor general method performance.

VOC Spike Recoveries – Table 2 lists the percent recovery results for matrix spike and laboratory control samples. A known amount of each target compound was added to selected field samples and to laboratory reagent water in order to monitor the performance of each of the target compounds in the actual matrix and in laboratory reagent water.

Method Blanks – Daily analysis of laboratory reagent water samples was performed in order to monitor the cleanliness of the analytical system.

DATA REPORT NARRATIVE

1. All sample data has been reviewed and, if required, updated in the Final Data Report for rounding and significant figures.

2. Sample ID LC34-DPT0325-025.0-20101217 reported vinyl chloride 1000 changed to 3500ug/L.

3. Sample ID LC34-DPT0325-025.0-20101217 reported vinyl chloride 40J changed to 40ug/L.

4. Sample ID LC34-DPT0324-018.0-20101217 reported 1,1-dichloroethene 20J changed to 20ug/L.

5. As per NASA client request for diluted samples between the lab RL and MDL are reported with FDEP Data Qualifier "I". Some results were changed from the Field Report to the Final Report to reflect this requirement.

KB Labs, Inc.
25132 SW 1st Ave
Newberry, FL 32669
Phone: 352-472-5830
Fax: 352-472-5832
Email: info@kbmobilelabs.com

6. Trichloroethene results for diluted DPT0322 and DPT0323 samples were estimated to meet FDEP GCTL levels. Data has been identified with J Data Qualifier.

7. Results for DPT0322 25' and 38' were reversed in the Field Results.

KB LABS, INC.

Table 1: Analytical Run Sequence/Surrogate Percent Recoveries

Client: GeoSyntec Consultants	**Driller/Sampler**: GeoSyntec Consultants	**Analyst:** Glenn Jackson
Site: NASA LC34	**KB Labs Project Manager**: Kelly Bergdoll	**KB Labs Project No:** 10-234
On-site Dates: 12/13/10-12/20/10	**Client Project Manager**: Rebecca DaPrato	**Matrix:** Water

Sample ID	Date of Analysis	Surrogate % Recovery				Surrogate Control Limits			
		S1*	S2*	S3*	S4*	S1*	S2*	S3*	S4*
CCS 20	12/13/10	101	94	100	96	Pass	Pass	Pass	Pass
RSTD 20	12/13/10	103	94	99	96	Pass	Pass	Pass	Pass
BLANK	12/13/10	108	108	95	91	Pass	Pass	Pass	Pass
LC34-DPT0312-013.0	12/13/10	97	95	95	91	Pass	Pass	Pass	Pass
LC34-DPT0312-018.0	12/13/10	110	99	98	90	Pass	Pass	Pass	Pass
LC34-DPT0312-025.0 1:5	12/13/10	107	98	96	93	Pass	Pass	Pass	Pass
LC34-DPT0312-038.0 1:5	12/13/10	108	103	103	86	Pass	Pass	Pass	Pass
LC34-DPT0312-013.0 MS	12/13/10	102	87	99	102	Pass	Pass	Pass	Pass
LC34-DPT0312-013.0 MSD	12/13/10	122	98	97	87	> UCL	Pass	Pass	Pass
LC34-DPT0312-043.0	12/13/10	116	99	97	77	Pass	Pass	Pass	Pass
LC34-DPT0312-048.0	12/13/10	113	105	99	89	Pass	Pass	Pass	Pass
LC34-DPT0313-008.0	12/13/10	112	106	107	82	Pass	Pass	Pass	Pass
LC34-DPT0313-013.0 1:20	12/13/10	111	106	95	88	Pass	Pass	Pass	Pass
LC34-DPT0313-018.0 1:20	12/13/10	118	106	96	89	Pass	Pass	Pass	Pass
LC34-DPT0313-025.0 1:5	12/13/10	109	104	97	83	Pass	Pass	Pass	Pass
LC34-DPT0313-038.0	12/13/10	113	106	95	90	Pass	Pass	Pass	Pass
LC34-DPT0313-043.0	12/13/10	110	104	96	88	Pass	Pass	Pass	Pass
LC34-DPT0314-008.0	12/13/10	112	101	100	103	Pass	Pass	Pass	Pass
LC34-DPT0314-013.0	12/13/10	115	99	95	80	Pass	Pass	Pass	Pass
LC34-DPT0314-018.0	12/13/10	124	103	93	80	> UCL	Pass	Pass	Pass
LC34-DPT0314-025.0	12/13/10	116	100	95	81	Pass	Pass	Pass	Pass
LC34-DPT0314-038.0	12/13/10	117	97	93	79	Pass	Pass	Pass	Pass
LC34-DPT0314-043.0	12/13/10	120	103	95	79	Pass	Pass	Pass	Pass
LC34-DPT0314-043.0 MS	12/13/10	131	108	108	83	> UCL	Pass	Pass	Pass
LC34-DPT0314-043.0 MSD	12/13/10	110	90	96	82	Pass	Pass	Pass	Pass
VSTD 20	12/13/10	112	92	95	82	Pass	Pass	Pass	Pass
BLANK	12/13/10	122	107	95	78	> UCL	Pass	Pass	Pass
CCS 20	12/14/10	108	89	96	81	Pass	Pass	Pass	Pass
RSTD 20	12/14/10	113	82	94	81	Pass	Pass	Pass	Pass
BLANK	12/14/10	120	104	94	77	Pass	Pass	Pass	Pass
BLANK	12/14/10	107	95	94	79	Pass	Pass	Pass	Pass
LC34-DPT0314-038.0 MS	12/14/10	103	85	95	85	Pass	Pass	Pass	Pass
LC34-DPT0314-038.0 MSD	12/14/10	112	91	96	83	Pass	Pass	Pass	Pass
BLANK	12/14/10	116	99	97	76	Pass	Pass	Pass	Pass
BLANK	12/14/10	126	99	98	79	> UCL	Pass	Pass	Pass
LC34-DPT0315-008.0	12/14/10	114	102	95	77	Pass	Pass	Pass	Pass
LC34-DPT0315-013.0	12/14/10	119	97	93	78	Pass	Pass	Pass	Pass
LC34-DPT0315-018.0	12/14/10	114	96	103	86	Pass	Pass	Pass	Pass

***Surrogate Compounds:**

S1 = Dibromofluoromethane (84% - 121%)
S2 = 1,2- Dichloroethane-D4 (69% - 133%)
S3 = Toluene-D8 (87% - 111%)
S4 = 4-Bromofluorobenzene (76% - 125%)

KB LABS, INC.

Table 1: Analytical Run Sequence/Surrogate Percent Recoveries

Client: GeoSyntec Consultants	**Driller/Sampler**: GeoSyntec Consultants	**Analyst:** Glenn Jackson
Site: NASA LC34	**KB Labs Project Manager**: Kelly Bergdoll	**KB Labs Project No:** 10-234
On-site Dates: 12/13/10-12/20/10	**Client Project Manager**: Rebecca DaPrato	**Matrix:** Water

Sample ID	Date of Analysis	Surrogate % Recovery				Surrogate Control Limits			
		S1*	S2*	S3*	S4*	S1*	S2*	S3*	S4*
LC34-DPT0315-025.0	12/14/10	185	140	87	65	> UCL	> UCL	Pass	< LCL
LC34-DPT0315-038.0	12/14/10	128	106	109	68	> UCL	Pass	Pass	< LCL
LC34-DPT0315-043.0	12/14/10	144	115	90	69	> UCL	Pass	Pass	< LCL
VSTD 20	12/14/10	82	106	114	94	< LCL	Pass	> UCL	Pass
LC34-DPT0314-038.0 MS	12/14/10	104	85	98	82	Pass	Pass	Pass	Pass
LC34-DPT0315-025.0 RERUN	12/14/10	129	99	98	70	> UCL	Pass	Pass	< LCL
LC34-DPT0316-008.0	12/14/10	127	104	84	107	> UCL	Pass	< LCL	Pass
LC34-DPT0316-013.0	12/14/10	127	100	127	70	> UCL	Pass	> UCL	< LCL
LC34-DPT0316-018.0	12/14/10	118	108	96	86	Pass	Pass	Pass	Pass
LC34-DPT0316-025.0	12/14/10	112	105	103	89	Pass	Pass	Pass	Pass
LC34-DPT0316-038.0	12/14/10	112	110	97	93	Pass	Pass	Pass	Pass
LC34-DPT0316-043.0	12/14/10	108	104	99	92	Pass	Pass	Pass	Pass
LC34-DPT0317-008.0	12/14/10	109	104	98	93	Pass	Pass	Pass	Pass
LC34-DPT0317-013.0	12/14/10	111	106	98	92	Pass	Pass	Pass	Pass
LC34-DPT0317-018.0	12/14/10	111	108	100	92	Pass	Pass	Pass	Pass
LC34-DPT0317-025.0	12/14/10	112	105	102	91	Pass	Pass	Pass	Pass
LC34-DPT0317-038.0	12/14/10	109	105	99	93	Pass	Pass	Pass	Pass
LC34-DPT0317-043.0	12/14/10	113	108	100	95	Pass	Pass	Pass	Pass
LC34-DPT0318-008.0	12/14/10	112	109	98	94	Pass	Pass	Pass	Pass
LC34-DPT0318-013.0	12/14/10	110	105	97	92	Pass	Pass	Pass	Pass
LC34-DPT0316-043.0 MS	12/14/10	103	98	97	97	Pass	Pass	Pass	Pass
LC34-DPT0316-043.0 MSD	12/14/10	104	94	100	96	Pass	Pass	Pass	Pass
VSTD 20	12/14/10	102	95	100	101	Pass	Pass	Pass	Pass
CCS 20	12/15/10	101	92	100	97	Pass	Pass	Pass	Pass
RSTD 20	12/15/10	104	95	98	98	Pass	Pass	Pass	Pass
BLANK	12/15/10	115	109	98	89	Pass	Pass	Pass	Pass
LC34-DPT0315-038.0 MS	12/15/10	100	89	98	100	Pass	Pass	Pass	Pass
LC34-DPT0315-038.0 MSD	12/15/10	106	98	98	97	Pass	Pass	Pass	Pass
BLANK	12/15/10	111	104	102	91	Pass	Pass	Pass	Pass
LC34-DPT0318-018.0	12/15/10	106	103	93	89	Pass	Pass	Pass	Pass
LC34-DPT0318-025.0	12/15/10	111	103	100	92	Pass	Pass	Pass	Pass
LC34-DPT0318-038.0	12/15/10	115	99	94	81	Pass	Pass	Pass	Pass
LC34-DPT0318-043.0	12/15/10	128	97	95	82	> UCL	Pass	Pass	Pass
LC34-DPT0319-008.0	12/15/10	110	97	96	82	Pass	Pass	Pass	Pass
LC34-DPT0319-013.0 1:5	12/15/10	108	93	94	78	Pass	Pass	Pass	Pass
LC34-DPT0319-018.0	12/15/10	118	89	98	85	Pass	Pass	Pass	Pass
LC34-DPT0319-025.0	12/15/10	114	107	104	84	Pass	Pass	Pass	Pass
LC34-DPT0319-038.0	12/15/10	115	108	97	90	Pass	Pass	Pass	Pass

***Surrogate Compounds:**

S1 = Dibromofluoromethane (84% - 121%)
S2 = 1,2- Dichloroethane-D4 (69% - 133%)
S3 = Toluene-D8 (87% - 111%)
S4 = 4-Bromofluorobenzene (76% - 125%)

KB LABS, INC.

Table 1: Analytical Run Sequence/Surrogate Percent Recoveries

Client: GeoSyntec Consultants	**Driller/Sampler**: GeoSyntec Consultants	**Analyst:** Glenn Jackson
Site: NASA LC34	**KB Labs Project Manager**: Kelly Bergdoll	**KB Labs Project No:** 10-234
On-site Dates: 12/13/10-12/20/10	**Client Project Manager**: Rebecca DaPrato	**Matrix:** Water

Sample ID	Date of Analysis	Surrogate % Recovery				Surrogate Control Limits			
		S1*	S2*	S3*	S4*	S1*	S2*	S3*	S4*
LC34-DPT0319-043.0	12/15/10	126	106	96	79	> UCL	Pass	Pass	Pass
LC34-DPT0320-008.0	12/15/10	122	108	96	81	> UCL	Pass	Pass	Pass
LC34-DPT0320-013.0	12/15/10	120	102	94	85	Pass	Pass	Pass	Pass
LC34-DPT0320-018.0	12/15/10	123	103	84	77	> UCL	Pass	< LCL	Pass
LC34-DPT0320-025.0	12/15/10	114	98	96	78	Pass	Pass	Pass	Pass
LC34-DPT0320-038.0	12/15/10	127	107	92	78	> UCL	Pass	Pass	Pass
LC34-DPT0320-043.0	12/15/10	128	106	92	76	> UCL	Pass	Pass	Pass
VSTD 20	12/15/10	129	104	94	78	> UCL	Pass	Pass	Pass
BLANK	12/15/10	136	115	97	75	> UCL	Pass	Pass	< LCL
CCS 20	12/16/10	118	100	108	72	Pass	Pass	Pass	< LCL
RSTD 20	12/16/10	138	97	96	72	> UCL	Pass	Pass	< LCL
RSTD 20	12/16/10	103	156	103	90	Pass	> UCL	Pass	Pass
RSTD 20	12/16/10	110	89	86	71	Pass	Pass	< LCL	< LCL
BLANK	12/16/10	130	104	91	71	> UCL	Pass	Pass	< LCL
BLANK	12/16/10	123	98	89	72	> UCL	Pass	Pass	< LCL
LC34-DPT0321-008.0	12/16/10	124	106	88	70	> UCL	Pass	Pass	< LCL
LC34-DPT0321-013.0 1:5	12/16/10	124	102	88	65	> UCL	Pass	Pass	< LCL
LC34-DPT0321-018.0	12/16/10	125	108	88	71	> UCL	Pass	Pass	< LCL
LC34-DPT0321-025.0	12/16/10	128	111	86	70	> UCL	Pass	< LCL	< LCL
LC34-DPT0321-038.0	12/16/10	127	107	88	71	> UCL	Pass	Pass	< LCL
LC34-DPT0321-043.0	12/16/10	126	105	87	71	> UCL	Pass	Pass	< LCL
LC34-DPT0321-038.0 MS	12/16/10	121	96	87	72	Pass	Pass	Pass	< LCL
LC34-DPT0321-038.0 MSD	12/16/10	125	99	88	74	> UCL	Pass	Pass	< LCL
BLANK	12/16/10	128	101	87	66	> UCL	Pass	Pass	< LCL
LC34-DPT0147-058.0 1:50	12/16/10	127	107	88	69	> UCL	Pass	Pass	< LCL
LC34-DPT0146-058.0 1:5	12/16/10	127	105	85	67	> UCL	Pass	< LCL	< LCL
LC34-DPT0135-058.0	12/16/10	121	102	86	66	Pass	Pass	< LCL	< LCL
LC34-DPT0126-058.0	12/16/10	130	113	85	67	> UCL	Pass	< LCL	< LCL
LC34-DPT0111-058.0 1:20	12/16/10	124	104	84	68	> UCL	Pass	< LCL	< LCL
LC34-DPT0322-008.0 1:10	12/16/10	125	108	85	67	> UCL	Pass	< LCL	< LCL
LC34-DPT0322-013.0 1:100	12/16/10	128	114	87	70	> UCL	Pass	Pass	< LCL
LC34-DPT0322-018.0 1:200	12/16/10	124	106	87	69	> UCL	Pass	Pass	< LCL
LC34-DPT0322-038.0 1:5	12/16/10	128	107	88	69	> UCL	Pass	Pass	< LCL
LC34-DPT0322-025.0 1:200	12/16/10	125	113	87	71	> UCL	Pass	Pass	< LCL
LC34-DPT0323-008.0 1:50	12/16/10	128	110	89	72	> UCL	Pass	Pass	< LCL
LC34-DPT0323-013.0 1:100	12/16/10	127	106	89	72	> UCL	Pass	Pass	< LCL
LC34-DPT0323-018.0 1:100	12/16/10	126	108	87	72	> UCL	Pass	Pass	< LCL
LC34-DPT0323-025.0	12/16/10	127	110	88	70	> UCL	Pass	Pass	< LCL

***Surrogate Compounds:**

S1 = Dibromofluoromethane (84% - 121%)
S2 = 1,2- Dichloroethane-D4 (69% - 133%)
S3 = Toluene-D8 (87% - 111%)
S4 = 4-Bromofluorobenzene (76% - 125%)

KB LABS, INC.

Table 1: Analytical Run Sequence/Surrogate Percent Recoveries

Client: GeoSyntec Consultants	**Driller/Sampler**: GeoSyntec Consultants	**Analyst:** Glenn Jackson
Site: NASA LC34	**KB Labs Project Manager**: Kelly Bergdoll	**KB Labs Project No:** 10-234
On-site Dates: 12/13/10-12/20/10	**Client Project Manager**: Rebecca DaPrato	**Matrix:** Water

Sample ID	Date of Analysis	Surrogate % Recovery				Surrogate Control Limits			
		S1*	S2*	S3*	S4*	S1*	S2*	S3*	S4*
LC34-DPT0323-038.0	12/16/10	130	112	86	72	> UCL	Pass	< LCL	< LCL
VSTD 20	12/16/10	126	105	91	74	> UCL	Pass	Pass	< LCL
CCS 20	12/17/10	101	118	107	96	Pass	Pass	Pass	Pass
CCS 20	12/17/10	122	105	91	73	> UCL	Pass	Pass	< LCL
RSTD 20	12/17/10	103	120	109	98	Pass	Pass	Pass	Pass
BLANK	12/17/10	110	132	108	95	Pass	Pass	Pass	Pass
LC34-DPT0324-008.0 1:50	12/17/10	98	124	106	93	Pass	Pass	Pass	Pass
LC34-DPT0324-013.0 1:100	12/17/10	105	129	107	98	Pass	Pass	Pass	Pass
LC34-DPT0324-018.0 1:200	12/17/10	109	130	103	98	Pass	Pass	Pass	Pass
LC34-DPT0324-025.0 1:5	12/17/10	102	127	105	97	Pass	Pass	Pass	Pass
LC34-DPT0324-038.0	12/17/10	106	128	103	96	Pass	Pass	Pass	Pass
LC34-DPT0325-008.0	12/17/10	104	127	106	95	Pass	Pass	Pass	Pass
LC34-DPT0325-013.0 1:5	12/17/10	106	127	103	96	Pass	Pass	Pass	Pass
LC34-DPT0325-018.0 1:50	12/17/10	106	125	107	96	Pass	Pass	Pass	Pass
LC34-DPT0325-025.0 1:200	12/17/10	104	130	105	96	Pass	Pass	Pass	Pass
LC34-DPT0325-038.0	12/17/10	108	128	106	94	Pass	Pass	Pass	Pass
LC34-DPT0326-008.0 1:10	12/17/10	103	128	106	95	Pass	Pass	Pass	Pass
LC34-DPT0326-013.0 1:100	12/17/10	105	129	105	97	Pass	Pass	Pass	Pass
LC34-DPT0326-018.0	12/17/10	105	134	102	97	Pass	> UCL	Pass	Pass
LC34-DPT0326-025.0 1:100	12/17/10	106	138	104	94	Pass	> UCL	Pass	Pass
LC34-DPT0326-038.0	12/17/10	105	130	104	99	Pass	Pass	Pass	Pass
LC34-DPT0327-008.0 1:5	12/17/10	105	129	106	97	Pass	Pass	Pass	Pass
LC34-DPT0327-013.0 1:20	12/17/10	107	134	102	98	Pass	> UCL	Pass	Pass
LC34-DPT0327-018.0 1:100	12/17/10	102	129	101	97	Pass	Pass	Pass	Pass
LC34-DPT0327-025.0 1:1000	12/17/10	106	132	100	97	Pass	Pass	Pass	Pass
LC34-DPT0327-038.0 1:5	12/17/10	100	129	104	99	Pass	Pass	Pass	Pass
LC34-DPT0154-058.0	12/17/10	104	131	104	99	Pass	Pass	Pass	Pass
LC34-DPT0325-008.0 1:5	12/17/10	113	147	101	97	Pass	> UCL	Pass	Pass
VSTD 20	12/17/10	105	133	103	101	Pass	Pass	Pass	Pass
BLANK	12/20/10	105	104	103	95	Pass	Pass	Pass	Pass
VSTD 1	12/20/10	108	109	101	100	Pass	Pass	Pass	Pass
VSTD 5	12/20/10	103	103	98	99	Pass	Pass	Pass	Pass
VSTD 10	12/20/10	98	101	100	101	Pass	Pass	Pass	Pass
VSTD 20	12/20/10	99	101	99	98	Pass	Pass	Pass	Pass
VSTD 50	12/20/10	96	95	100	100	Pass	Pass	Pass	Pass
VSTD 100	12/20/10	95	90	101	102	Pass	Pass	Pass	Pass
BLANK	12/20/10	104	108	102	95	Pass	Pass	Pass	Pass
LC34-DPT0327-038.0	12/20/10	103	102	102	100	Pass	Pass	Pass	Pass

***Surrogate Compounds:**

S1 = Dibromofluoromethane (84% - 121%)
S2 = 1,2- Dichloroethane-D4 (69% - 133%)
S3 = Toluene-D8 (87% - 111%)
S4 = 4-Bromofluorobenzene (76% - 125%)

KB LABS, INC.

Table 1: Analytical Run Sequence/Surrogate Percent Recoveries

Client: GeoSyntec Consultants	**Driller/Sampler**: GeoSyntec Consultants	**Analyst:** Glenn Jackson
Site: NASA LC34	**KB Labs Project Manager**: Kelly Bergdoll	**KB Labs Project No:** 10-234
On-site Dates: 12/13/10-12/20/10	**Client Project Manager**: Rebecca DaPrato	**Matrix:** Water

Sample ID	Date of Analysis	Surrogate % Recovery				Surrogate Control Limits			
		S1*	S2*	S3*	S4*	S1*	S2*	S3*	S4*
LC34-DPT0324-008.0 1:20	12/20/10	103	103	101	100	Pass	Pass	Pass	Pass
LC34-DPT0324-013.0 1:20	12/20/10	103	107	102	100	Pass	Pass	Pass	Pass
LC34-DPT0324-018.0 1:200	12/20/10	101	100	101	97	Pass	Pass	Pass	Pass
LC34-DPT0325-018.0 1:20	12/20/10	103	100	102	96	Pass	Pass	Pass	Pass
LC34-DPT0325-025.0 1:200	12/20/10	100	102	98	98	Pass	Pass	Pass	Pass
LC34-DPT0326-013.0 1:20	12/20/10	102	102	100	101	Pass	Pass	Pass	Pass
LC34-DPT0326-025.0 1:20	12/20/10	101	102	98	100	Pass	Pass	Pass	Pass
LC34-DPT0327-018.0 1:20	12/20/10	102	109	102	102	Pass	Pass	Pass	Pass
LC34-DPT0327-025.0 1:20	12/20/10	102	109	102	102	Pass	Pass	Pass	Pass
RSTD 20	12/20/10	87	89	98	100	Pass	Pass	Pass	Pass
VSTD 20	12/20/10	96	99	102	100	Pass	Pass	Pass	Pass
Comments:	Although some surrogates may be out of the control percent recovery range, other supporting QC, such as matrix spikes, matrix spike duplicates, method blanks, and laboratory control samples, are performed by KB Labs to further validate reported data.								

***Surrogate Compounds:**
S1 = Dibromofluoromethane (84% - 121%)
S2 = 1,2- Dichloroethane-D4 (69% - 133%)
S3 = Toluene-D8 (87% - 111%)
S4 = 4-Bromofluorobenzene (76% - 125%)

KB LABS, INC.

Table 2: VOC Spike Compound Percent Recoveries

Client: GeoSyntec Consultants	**Driller/Sampler**: GeoSyntec Consultants	**Analyst:** Glenn Jackson
Site: NASA LC34	**KB Labs Project Manager:** Kelly Bergdoll	**KB Labs Project No.:** 10-234
Onsite Dates: 12/13/10-12/20/10	**Client Project Manager:** Rebecca DaPrato	**Matrix**: Water

Matrix Spike/Matrix Spike Duplicate (MS/MSD):

Samples: LC34-DPT0312-013.0 **Date of Analysis:** 12/13/2010

Matrix Spike Compounds	Control Limits			Percent Recoveries			Control Limit Checks		
	Lower	Upper	RPD	MS	MSD	RPD	MS	MSD	RPD
Vinyl Chloride	46	156	20	86	102	16	Pass	Pass	Pass
1,1-Dichloroethene	47	150	20	84	100	18	Pass	Pass	Pass
Trans-1,2-Dichloroethene	61	135	20	88	105	17	Pass	Pass	Pass
Cis-1,2-Dichloroethene	62	141	20	105	129	20	Pass	Pass	> RPDL
Trichloroethene	60	127	20	90	89	1	Pass	Pass	Pass
Tetrachloroethene	50	132	20	89	99	11	Pass	Pass	Pass

Note: Control Limits are based on a semi-annual historical evaluation of mobile unit and method guidelines.

Samples: LC34-DPT0314-038.0 **Date of Analysis:** 12/13/2010

Matrix Spike Compounds	Control Limits			Percent Recoveries			Control Limit Checks		
	Lower	Upper	RPD	MS	MSD	RPD	MS	MSD	RPD
Vinyl Chloride	46	156	20	106	98	8	Pass	Pass	Pass
1,1-Dichloroethene	47	150	20	84	79	6	Pass	Pass	Pass
Trans-1,2-Dichloroethene	61	135	20	83	75	10	Pass	Pass	Pass
Cis-1,2-Dichloroethene	62	141	20	101	88	13	Pass	Pass	Pass
Trichloroethene	60	127	20	97	92	5	Pass	Pass	Pass
Tetrachloroethene	50	132	20	116	106	8	Pass	Pass	Pass

Note: Control Limits are based on a semi-annual historical evaluation of mobile unit and method guidelines.

Samples: LC34-DPT0314-043.0 **Date of Analysis:** 12/13/2010

Matrix Spike Compounds	Control Limits			Percent Recoveries			Control Limit Checks		
	Lower	Upper	RPD	MS	MSD	RPD	MS	MSD	RPD
Vinyl Chloride	46	156	20	106	109	3	Pass	Pass	Pass
1,1-Dichloroethene	47	150	20	97	98	2	Pass	Pass	Pass
Trans-1,2-Dichloroethene	61	135	20	91	99	8	Pass	Pass	Pass
Cis-1,2-Dichloroethene	62	141	20	126	100	23	Pass	Pass	> RPDL
Trichloroethene	60	127	20	87	92	6	Pass	Pass	Pass
Tetrachloroethene	50	132	20	98	109	11	Pass	Pass	Pass

Note: Control Limits are based on a semi-annual historical evaluation of mobile unit and method guidelines.

Samples: LC34-DPT0315-038.0 **Date of Analysis:** 12/14/2010

Matrix Spike Compounds	Control Limits			Percent Recoveries			Control Limit Checks		
	Lower	Upper	RPD	MS	MSD	RPD	MS	MSD	RPD
Vinyl Chloride	46	156	20	89	86	3	Pass	Pass	Pass
1,1-Dichloroethene	47	150	20	95	100	5	Pass	Pass	Pass
Trans-1,2-Dichloroethene	61	135	20	89	91	1	Pass	Pass	Pass
Cis-1,2-Dichloroethene	62	141	20	97	97	0	Pass	Pass	Pass
Trichloroethene	60	127	20	94	93	1	Pass	Pass	Pass
Tetrachloroethene	50	132	20	93	91	2	Pass	Pass	Pass

Note: Control Limits are based on a semi-annual historical evaluation of mobile unit and method guidelines.

KB LABS, INC.

Table 2: VOC Spike Compound Percent Recoveries

Client: GeoSyntec Consultants	**Driller/Sampler**: GeoSyntec Consultants	**Analyst:** Glenn Jackson
Site: NASA LC34	**KB Labs Project Manager:** Kelly Bergdoll	**KB Labs Project No.:** 10-234
Onsite Dates: 12/13/10-12/20/10	**Client Project Manager:** Rebecca DaPrato	**Matrix**: Water

Samples: LC34-DPT0316-043.0 **Date of Analysis:** 12/14/2010

Matrix Spike Compounds	Control Limits			Percent Recoveries			Control Limit Checks		
	Lower	Upper	RPD	MS	MSD	RPD	MS	MSD	RPD
Vinyl Chloride	46	156	20	80	86	7	Pass	Pass	Pass
1,1-Dichloroethene	47	150	20	79	84	6	Pass	Pass	Pass
Trans-1,2-Dichloroethene	61	135	20	83	89	7	Pass	Pass	Pass
Cis-1,2-Dichloroethene	62	141	20	106	111	4	Pass	Pass	Pass
Trichloroethene	60	127	20	87	92	5	Pass	Pass	Pass
Tetrachloroethene	50	132	20	83	90	8	Pass	Pass	Pass

Note: Control Limits are based on a semi-annual historical evaluation of mobile unit and method guidelines.

Samples: LC34-DPT0321-038.0 **Date of Analysis:** 12/16/2010

Matrix Spike Compounds	Control Limits			Percent Recoveries			Control Limit Checks		
	Lower	Upper	RPD	MS	MSD	RPD	MS	MSD	RPD
Vinyl Chloride	46	156	20	47	41	13	Pass	< LCL	Pass
1,1-Dichloroethene	47	150	20	64	63	2	Pass	Pass	Pass
Trans-1,2-Dichloroethene	61	135	20	60	62	3	< LCL	Pass	Pass
Cis-1,2-Dichloroethene	62	141	20	74	87	16	Pass	Pass	Pass
Trichloroethene	60	127	20	98	97	1	Pass	Pass	Pass
Tetrachloroethene	50	132	20	123	124	1	Pass	Pass	Pass

Note: Control Limits are based on a semi-annual historical evaluation of mobile unit and method guidelines.

Laboratory Control Spikes (LCS):

Samples: LCS 1 **Date of Analysis:** 12/13/2010
LCS 2 12/14/2010
LCS 3 12/15/2010

Spike Compounds	Control Limits			Percent Recoveries			Control Limit Checks		
	Lower		Upper	LCS#1	LCS#2	LCS#3	LCS#1	LCS#2	LCS#3
Vinyl Chloride	52	to	150	86	80	84	Pass	Pass	Pass
1,1-Dichloroethene	58	to	132	92	81	88	Pass	Pass	Pass
Trans-1,2-Dichloroethene	54	to	140	91	82	91	Pass	Pass	Pass
Cis-1,2-Dichloroethene	67	to	126	102	109	112	Pass	Pass	Pass
Trichloroethene	68	to	119	92	78	90	Pass	Pass	Pass
Tetrachloroethene	58	to	127	96	108	95	Pass	Pass	Pass

Note: Control Limits are based on a semi-annual historical evaluation of mobile unit and method guidelines.

Samples: LCS 4 **Date of Analysis:** 12/16/2010
LCS 5 12/16/2010
LCS 6 12/16/2010

Spike Compounds	Control Limits			Percent Recoveries			Control Limit Checks		
	Lower		Upper	LCS#4	LCS#5	LCS#6	LCS#4	LCS#5	LCS#6
Vinyl Chloride	52	to	150	75	124	95	Pass	Pass	Pass
1,1-Dichloroethene	58	to	132	90	141	87	Pass	> UCL	Pass
Trans-1,2-Dichloroethene	54	to	140	87	129	83	Pass	Pass	Pass
Cis-1,2-Dichloroethene	67	to	126	112	157	90	Pass	> UCL	Pass
Trichloroethene	68	to	119	90	95	93	Pass	Pass	Pass
Tetrachloroethene	58	to	127	111	107	119	Pass	Pass	Pass

Note: Control Limits are based on a semi-annual historical evaluation of mobile unit and method guidelines.

KB LABS, INC.

Table 2: VOC Spike Compound Percent Recoveries

Client: GeoSyntec Consultants	**Driller/Sampler**: GeoSyntec Consultants	**Analyst:** Glenn Jackson
Site: NASA LC34	**KB Labs Project Manager:** Kelly Bergdoll	**KB Labs Project No.:** 10-234
Onsite Dates: 12/13/10-12/20/10	**Client Project Manager:** Rebecca DaPrato	**Matrix**: Water

Samples: LCS 7 **Date of Analysis:** 12/17/2010
LCS 8 12/20/2010

Spike Compounds	Control Limits			Percent Recoveries			Control Limit Checks		
	Lower		Upper	LCS#7	LCS#8		LCS#7	LCS#8	
Vinyl Chloride	52	to	150	72	104		Pass	Pass	
1,1-Dichloroethene	58	to	132	69	94		Pass	Pass	
Trans-1,2-Dichloroethene	54	to	140	66	89		Pass	Pass	
Cis-1,2-Dichloroethene	67	to	126	89	82		Pass	Pass	
Trichloroethene	68	to	119	80	97		Pass	Pass	
Tetrachloroethene	58	to	127	89	93		Pass	Pass	

Note: Control Limits are based on a semi-annual historical evaluation of mobile unit and method guidelines.

KB LABS, INC.

Final Data Report

Project Number : 10-234

NASA LC34

KSC, FL

Prepared for: GeoSyntec Consultants

Samplel ID	Analysis Date	Matrix	Dilution Factor	Vinyl chloride	1,1-Dichloroethene	trans-1,2-Dichloroethene	cis-1,2-Dichloroethene	Trichloroethene	Tetrachloroethene
Water MDL (ug/L)				**0.21**	**0.45**	**0.20**	**0.28**	**0.26**	**0.18**
LC34-DPT0312-013.0-20101213	12/13/10	Water	1	< 1.0	< 1.0	< 1.0	**2.1**	< 1.0	< 1.0
LC34-DPT0312-018.0-20101213	12/13/10	Water	1	**2.7**	< 1.0	< 1.0	**28.2**	< 1.0	< 1.0
LC34-DPT0312-025.0-20101213	12/13/10	Water	5	**11**	<2.3 I	<1.0 I	**340**	<1.1 I	<1.0 I
LC34-DPT0312-038.0-20101213	12/13/10	Water	5	**6.5**	<2.3 I	<1.0 I	**290**	<1.1 I	<1.0 I
LC34-DPT0312-043.0-20101213	12/13/10	Water	1	< 1.0	< 1.0	< 1.0	< 1.0	< 1.0	< 1.0
LC34-DPT0312-048.0-20101213	12/13/10	Water	1	< 1.0	< 1.0	< 1.0	< 1.0	< 1.0	< 1.0
LC34-DPT0313-008.0-20101213	12/13/10	Water	1	**18.4**	< 1.0	**2.0**	**100**	< 1.0	< 1.0
LC34-DPT0313-013.0-20101213	12/13/10	Water	20	**150**	<9.0 I	**15 I**	**1000**	<5.2 I	<3.6 I
LC34-DPT0313-018.0-20101213	12/13/10	Water	20	**69**	<9.0 I	**12 I**	**1100**	<5.2 I	<3.6 I
LC34-DPT0313-025.0-20101213	12/13/10	Water	5	**19**	<2.3 I	**3.7 I**	**330**	<1.1 I	<1.0 I
LC34-DPT0313-038.0-20101213	12/13/10	Water	1	< 1.0	< 1.0	< 1.0	**1.6**	< 1.0	< 1.0
LC34-DPT0313-043.0-20101213	12/13/10	Water	1	< 1.0	< 1.0	< 1.0	< 1.0	< 1.0	< 1.0
LC34-DPT0314-008.0-20101213	12/13/10	Water	1	**7.4**	< 1.0	< 1.0	**45.8**	< 1.0	< 1.0
LC34-DPT0314-013.0-20101213	12/13/10	Water	1	**12.5**	< 1.0	**1.1**	**110**	< 1.0	< 1.0
LC34-DPT0314-018.0-20101213	12/13/10	Water	1	**15.4**	< 1.0	**1.5**	**36.9**	< 1.0	< 1.0
LC34-DPT0314-025.0-20101213	12/13/10	Water	1	**1.9**	< 1.0	< 1.0	< 1.0	< 1.0	< 1.0
LC34-DPT0314-038.0-20101213	12/13/10	Water	1	< 1.0	< 1.0	< 1.0	< 1.0	< 1.0	< 1.0
LC34-DPT0314-043.0-20101213	12/13/10	Water	1	< 1.0	< 1.0	< 1.0	< 1.0	< 1.0	< 1.0
LC34-DPT0315-008.0-20101214	12/14/10	Water	1	**4.7**	< 1.0	< 1.0	**32.8**	< 1.0	< 1.0
LC34-DPT0315-013.0-20101214	12/14/10	Water	1	**5.9**	< 1.0	< 1.0	**48.6**	< 1.0	< 1.0
LC34-DPT0315-018.0-20101214	12/14/10	Water	1	**7.5**	< 1.0	< 1.0	**33.5**	< 1.0	< 1.0
LC34-DPT0315-025.0-20101214	12/14/10	Water	1	**15.3**	< 1.0	< 1.0	**9.1**	< 1.0	< 1.0
LC34-DPT0315-038.0-20101214	12/14/10	Water	1	< 1.0	< 1.0	< 1.0	< 1.0	< 1.0	< 1.0
LC34-DPT0315-043.0-20101214	12/14/10	Water	1	< 1.0	< 1.0	< 1.0	< 1.0	< 1.0	< 1.0
LC34-DPT0316-008.0-20101214	12/14/10	Water	1	**3.0**	< 1.0	< 1.0	**19.3**	< 1.0	< 1.0
LC34-DPT0316-013.0-20101214	12/14/10	Water	1	**2.8**	< 1.0	< 1.0	**37.6**	< 1.0	< 1.0
LC34-DPT0316-018.0-20101214	12/14/10	Water	1	**3.2**	< 1.0	< 1.0	**40.5**	< 1.0	< 1.0
LC34-DPT0316-025.0-20101214	12/14/10	Water	1	**6.1**	< 1.0	< 1.0	**10.4**	< 1.0	< 1.0
LC34-DPT0316-038.0-20101214	12/14/10	Water	1	< 1.0	< 1.0	< 1.0	**26.4**	< 1.0	< 1.0

KB LABS, INC.

Final Data Report

Project Number : 10-234

NASA LC34

KSC, FL

Prepared for: GeoSyntec Consultants

Samplel ID	Analysis Date	Matrix	Dilution Factor	Vinyl chloride	1,1-Dichloroethene	trans-1,2-Dichloroethene	cis-1,2-Dichloroethene	Trichloroethene	Tetrachloroethene
Water MDL (ug/L)				**0.21**	**0.45**	**0.20**	**0.28**	**0.26**	**0.18**
LC34-DPT0316-043.0-20101214	12/14/10	Water	1	< 1.0	< 1.0	< 1.0	< 1.0	< 1.0	< 1.0
LC34-DPT0317-008.0-20101214	12/14/10	Water	1	**1.1**	< 1.0	< 1.0	**15.1**	< 1.0	< 1.0
LC34-DPT0317-013.0-20101214	12/14/10	Water	1	< 1.0	< 1.0	< 1.0	**36.0**	< 1.0	< 1.0
LC34-DPT0317-018.0-20101214	12/14/10	Water	1	**5.8**	< 1.0	< 1.0	**50.8**	< 1.0	< 1.0
LC34-DPT0317-025.0-20101214	12/14/10	Water	1	**5.1**	< 1.0	< 1.0	**2.5**	< 1.0	< 1.0
LC34-DPT0317-038.0-20101214	12/14/10	Water	1	< 1.0	< 1.0	< 1.0	**38.2**	< 1.0	< 1.0
LC34-DPT0317-043.0-20101214	12/14/10	Water	1	< 1.0	< 1.0	< 1.0	< 1.0	< 1.0	< 1.0
LC34-DPT0318-008.0-20101214	12/14/10	Water	1	**2.0**	< 1.0	< 1.0	**21.8**	< 1.0	< 1.0
LC34-DPT0318-013.0-20101214	12/14/10	Water	1	**1.2**	< 1.0	< 1.0	**41.0**	< 1.0	< 1.0
LC34-DPT0318-018.0-20101215	12/15/10	Water	1	**2.7**	< 1.0	< 1.0	**68.8**	< 1.0	< 1.0
LC34-DPT0318-025.0-20101215	12/15/10	Water	1	**4.2**	< 1.0	< 1.0	< 1.0	< 1.0	< 1.0
LC34-DPT0318-038.0-20101215	12/15/10	Water	1	< 1.0	< 1.0	< 1.0	< 1.0	< 1.0	< 1.0
LC34-DPT0318-043.0-20101215	12/15/10	Water	1	< 1.0	< 1.0	< 1.0	< 1.0	< 1.0	< 1.0
LC34-DPT0319-008.0-20101215	12/15/10	Water	1	**19.8**	< 1.0	**1.4**	**78.7**	< 1.0	< 1.0
LC34-DPT0319-013.0-20101215	12/15/10	Water	5	**18**	<2.3 I	**1.4 I**	**160**	<1.1 I	<1.0 I
LC34-DPT0319-018.0-20101215	12/15/10	Water	1	**17.1**	< 1.0	< 1.0	**94.2**	< 1.0	< 1.0
LC34-DPT0319-025.0-20101215	12/15/10	Water	1	**6.3**	< 1.0	< 1.0	**4.1**	< 1.0	< 1.0
LC34-DPT0319-038.0-20101215	12/15/10	Water	1	< 1.0	< 1.0	< 1.0	< 1.0	< 1.0	< 1.0
LC34-DPT0319-043.0-20101215	12/15/10	Water	1	< 1.0	< 1.0	< 1.0	< 1.0	< 1.0	< 1.0
LC34-DPT0320-008.0-20101215	12/15/10	Water	1	**7.4**	< 1.0	**1.0**	**74.8**	< 1.0	< 1.0
LC34-DPT0320-013.0-20101215	12/15/10	Water	1	**6.8**	< 1.0	< 1.0	**65.8**	< 1.0	< 1.0
LC34-DPT0320-018.0-20101215	12/15/10	Water	1	**1.9**	< 1.0	< 1.0	**10.8**	< 1.0	< 1.0
LC34-DPT0320-025.0-20101215	12/15/10	Water	1	**3.4**	< 1.0	< 1.0	**1.0**	< 1.0	< 1.0
LC34-DPT0320-038.0-20101215	12/15/10	Water	1	< 1.0	< 1.0	< 1.0	< 1.0	< 1.0	< 1.0
LC34-DPT0320-043.0-20101215	12/15/10	Water	1	< 1.0	< 1.0	< 1.0	< 1.0	< 1.0	< 1.0
LC34-DPT0321-008.0-20101216	12/16/10	Water	1	**30.8**	< 1.0	**1.4**	**110**	< 1.0	< 1.0
LC34-DPT0321-013.0-20101216	12/16/10	Water	5	**18**	<2.3 I	<1.0 I	**100**	<1.1 I	<1.0 I
LC34-DPT0321-018.0-20101216	12/16/10	Water	1	**26.6**	< 1.0	**1.0**	**46.2**	< 1.0	< 1.0
LC34-DPT0321-025.0-20101216	12/16/10	Water	1	**24.2**	< 1.0	< 1.0	**44.6**	< 1.0	< 1.0

Reporting units for waters are ug/L and for soils are mg/kg.

KB LABS, INC.

Final Data Report

Project Number : 10-234

NASA LC34

KSC, FL

Prepared for: GeoSyntec Consultants

Samplel ID	Analysis Date	Matrix	Dilution Factor	Vinyl chloride	1,1-Dichloroethene	trans-1,2-Dichloroethene	cis-1,2-Dichloroethene	Trichloroethene	Tetrachloroethene
Water MDL (ug/L)				**0.21**	**0.45**	**0.20**	**0.28**	**0.26**	**0.18**
LC34-DPT0321-038.0-20101216	12/16/10	Water	1	< 1.0	< 1.0	< 1.0	< 1.0	< 1.0	< 1.0
LC34-DPT0321-043.0-20101216	12/16/10	Water	1	< 1.0	< 1.0	< 1.0	< 1.0	< 1.0	< 1.0
LC34-DPT0147-058.0-20101216	12/16/10	Water	50	**13 I**	<23 I	**27 I**	**1400**	**310**	<9.0 I
LC34-DPT0146-058.0-20101216	12/16/10	Water	5	**17**	<2.3 I	**3.1 I**	**130**	**12**	<1.0 I
LC34-DPT0135-058.0-20101216	12/16/10	Water	1	< 1.0	< 1.0	< 1.0	**6.7**	< 1.0	< 1.0
LC34-DPT0126-058.0-20101216	12/16/10	Water	1	**15.4**	< 1.0	**2.1**	**60.3**	< 1.0	< 1.0
LC34-DPT0111-058.0-20101216	12/16/10	Water	20	**84**	<9.0 I	**14 I**	**790**	<5.2 I	<3.6 I
LC34-DPT0322-008.0-20101216	12/16/10	Water	10	**15**	<4.5 I	**14**	**510**	<2.6 I	<1.8 I
LC34-DPT0322-013.0-20101216	12/16/10	Water	100	**23 I**	<45 I	**53 I**	**2000**	<6 J	<18 I
LC34-DPT0322-018.0-20101216	12/16/10	Water	200	**88 I**	<90 I	**220**	**8800**	<6 J	<36 I
LC34-DPT0322-025.0-20101216	12/16/10	Water	200	**1000**	<90 I	**260**	**16000**	20 J	<36 I
LC34-DPT0322-038.0-20101216	12/16/10	Water	5	**1.9 I**	<2.3 I	**2.0 I**	**150**	<1.1 I	<1.0 I
LC34-DPT0323-008.0-20101216	12/16/10	Water	50	**24 I**	<23 I	**24 I**	**1100**	<6 J	<9.0 I
LC34-DPT0323-013.0-20101216	12/16/10	Water	100	**350**	<45 I	**140**	**6100**	<6 J	<18 I
LC34-DPT0323-018.0-20101216	12/16/10	Water	100	**1300**	<45 I	**120**	**5400**	<6 J	<18 I
LC34-DPT0323-025.0-20101216	12/16/10	Water	1	**1.1**	< 1.0	< 1.0	**14.4**	< 1.0	< 1.0
LC34-DPT0323-038.0-20101216	12/16/10	Water	1	< 1.0	< 1.0	< 1.0	**2.0**	< 1.0	< 1.0
LC34-DPT0324-008.0-20101217	12/17/10	Water	20, 50	**69**	<9.0 I	**87**	**2100**	<5.2 I	**4.8 I**
LC34-DPT0324-013.0-20101217	12/17/10	Water	20,100	**250**	**13 I**	**300**	**6600**	<5.2 I	<3.6 I
LC34-DPT0324-018.0-20101217	12/17/10	Water	20,200	**1500**	**20**	**340**	**14000**	<5.2 I	<3.6 I
LC34-DPT0324-025.0-20101217	12/17/10	Water	5	**15**	<2.3 I	**1.4 I**	**150**	<1.1 I	<1.0 I
LC34-DPT0324-038.0-20101217	12/17/10	Water	1	**1.4**	< 1.0	< 1.0	**50.9**	< 1.0	< 1.0
LC34-DPT0325-008.0-20101217	12/17/10	Water	1, 5	**14.0**	< 1.0	< 1.0	**120**	< 1.0	< 1.0
LC34-DPT0325-013.0-20101217	12/17/10	Water	5	**14**	<2.3 I	**4 I**	**250**	<1.1 I	<1.0 I
LC34-DPT0325-018.0-20101217	12/17/10	Water	20,50	**130**	**10 I**	**220**	**5100**	<5.2 I	<3.6 I
LC34-DPT0325-025.0-20101217	12/17/10	Water	20,200	**3500**	**40**	**680**	**20000**	<5.2 I	<3.6 I
LC34-DPT0325-038.0-20101217	12/17/10	Water	1	< 1.0	< 1.0	< 1.0	**9.4**	< 1.0	< 1.0
LC34-DPT0326-008.0-20101217	12/17/10	Water	10	**14**	<4.5 I	**14**	**520**	<2.6 I	<1.8 I
LC34-DPT0326-013.0-20101217	12/17/10	Water	20,100	**120**	<9.0 I	**150**	**4000**	**7.8 I**	<3.6 I

Reporting units for waters are ug/L and for soils are mg/kg.

KB LABS, INC.

Final Data Report

Project Number : 10-234

NASA LC34

KSC, FL

Prepared for: GeoSyntec Consultants

Samplel ID	Analysis Date	Matrix	Dilution Factor	Vinyl chloride	1,1-Dichloroethene	trans-1,2-Dichloroethene	cis-1,2-Dichloroethene	Trichloroethene	Tetrachloroethene
Water MDL (ug/L)				**0.21**	**0.45**	**0.20**	**0.28**	**0.26**	**0.18**
LC34-DPT0326-018.0-20101217	12/17/10	Water	1	**2.7**	< 1.0	**1.6**	**75.7**	< 1.0	< 1.0
LC34-DPT0326-025.0-20101217	12/17/10	Water	20,100	**3900**	<9.0 I	**270**	**8000**	<5.2 I	<3.6 I
LC34-DPT0326-038.0-20101217	12/17/10	Water	1	**1.4**	< 1.0	< 1.0	**15.3**	< 1.0	< 1.0
LC34-DPT0327-008.0-20101217	12/17/10	Water	5	**9.2**	<2.3 I	**4.0 I**	**190**	<1.1 I	<1.0 I
LC34-DPT0327-013.0-20101217	12/17/10	Water	20	**35**	<9.0 I	**37**	**1400**	<5.2 I	<3.6 I
LC34-DPT0327-018.0-20101217	12/17/10	Water	20,100	**200**	<9.2 I	**300**	**6600**	<5.2 I	<3.6 I
LC34-DPT0327-025.0-20101217	12/17/10	Water	20,1000	**3200**	**45**	**730**	**34000**	<5.2 I	<3.6 I
LC34-DPT0327-038.0-20101217	12/17/10	Water	1, 5	**16**	< 1.0	**7.7**	**78**	< 1.0	< 1.0
LC34-DPT0154-058.0-20101217	12/17/10	Water	1	< 1.0	< 1.0	< 1.0	**2.4**	< 1.0	< 1.0

Reporting units for waters are ug/L and for soils are mg/kg.

CHAIN-OF-CUSTODY RECORD

Mobile Laboratory Services

☐ 25132 SW 1st Avenue
Newberry, FL 32669
TEL (352) 367-0073
FAX (352) 472-5832

☐ 200 Quade Drive
Cary, NC 27513
TEL (919) 678-0030

MOBILE UNIT # K61

CLIENT NAME: Geosyntec | PROJECT NAME & ADDRESS: LC34 KSC, FL

SAMPLERS | CONTACT PERSON | BATCH # (Lab Use Only)

SAMPLE FIELD ID.\ NUMBER	DATE SAMPLED	TIME SAMPLED	COMP.	GRAB	DATE REC'D	TIME REC'D	STATION LOCATION / No.	SAMPLE MATRIX	NUMBER OF CONTAINERS	VOLATILES	COMMENT / SAMPLE PRE FIX
DPT031R -013.0	12/13/10	0939			12/13/10	1014		GW	2	✓	
-018.0		0953				1014					
-023.0		1016				1044					
-033.0		1036				1044					
-043.0		1057				1145					
-048.0		1118				1145					
DPT0313 -008.0		1205				1205					
013.0		1309				1340					
018.0		1320				✓					
023.0		1332				✓					
038.0		1350				1422					
043.0		1415				1422					
DPT0314-008.0		1505				1525					
013.0		1517				1525					
018.0		1531				1555					

IDENTIFY PARAMETERS DESIRED AND NO. OF CONTAINERS

PRESERVATION
C Chilled
H HCL
Ot Other (see Remarks)

	Date / Time	Received by: (Signature)	Date / Time
Precleaned Containers Relinquished by: (Signature)			
Relinquished by: (Signature)	Date / Time	Received by: (Signature)	Date / Time 12/13/10

Remarks and Observations

Matrix Types S Soil SW Surface Water GW Ground Water SG Soil Gas

CHAIN-OF-CUSTODY RECORD

Mobile Laboratory Services

☐ 25132 SW 1st Avenue
Newberry, FL 32669
TEL (352) 367-0073
FAX (352) 472-5832

☐ 200 Quade Drive
Cary, NC 27513
TEL (919) 678-0030

MOBILE UNIT # KS1

CLIENT NAME	PROJECT NAME & ADDRESS
Geosyntec	LC34 ICSC, FL
SAMPLERS	**CONTACT PERSON** / **BATCH # (Lab Use Only)**

PRESERVATION: C Chilled; H HCL; Ot Other (see Remarks)

SAMPLE FIELD ID.\ NUMBER	DATE SAMPLED	TIME SAMPLED	COMP.	GRAB	DATE REC'D	TIME REC'D	STATION LOCATION / No.	SAMPLE MATRIX	NUMBER OF CONTAINERS	VOLATILES (IDENTIFY PARAMETERS DESIRED AND NO. OF CONTAINERS)	COMMENT / SAMPLE PRE FIX
DPT0314-025.0	12/3/10	1544			12/3/10	1537		GW	2	✓	
038.0	↓	1605			↓	1635		↓	↓	↓	
043.0	↓	1622			↓	1635		↓	↓	↓	

Precleaned Containers Relinquished by: *(Signature)*	Date / Time	Received by: *(Signature)*	Date / Time	**Remarks and Observations**
			12/3/10	
Relinquished by: *(Signature)*	Date / Time	Received by: *(Signature)*	Date / Time	

Matrix Types S Soil SW Surface Water GW Ground Water SG Soil Gas

CHAIN-OF-CUSTODY RECORD

Mobile Laboratory Services

☐ 25132 SW 1st Avenue
Newberry, FL 32669
TEL (352) 367-0073
FAX (352) 472-5832

☐ 200 Quade Drive
Cary, NC 27513
TEL (919) 678-0030

MOBILE UNIT # K31

CLIENT NAME: Geosyntec | PROJECT NAME & ADDRESS: LC34 KSC FL

SAMPLERS | CONTACT PERSON | BATCH # (Lab Use Only)

SAMPLE FIELD ID.\ NUMBER	DATE SAMPLED	TIME SAMPLED	COMP.	GRAB	DATE REC'D	TIME REC'D	STATION LOCATION / No.	SAMPLE MATRIX	NUMBER OF CONTAINERS	VOLATILES	COMMENT / SAMPLE PRE FIX
DPT 0315-008.0	12/14/10	0950			12/14/10	1005		GW	2	✓	
013.0		1004				1005					
018.0		1014				1035					
025.0		1026				1035					
038.0		1050				1120					
043.0		1106				1120					
DPT 0316-008.0		1259				805					
013.0		1252				↓					
018.0 ~~025.0~~	↓	1259				↓					
025.0		1316				1405					
038.0		1332				↓					
043.0		1350				↓					
DPT 0317-008.0		1430				1500					
013.0		1444				↓					
018.0		1456				↓					

IDENTIFY PARAMETERS DESIRED AND NO. OF CONTAINERS

PRESERVATION
C Chilled
H HCL
Ot Other (see Remarks)

	Date / Time		Date / Time	
Precleaned Containers Relinquished by: *(Signature)*		Received by: *(Signature)*	12/14/10	**Remarks and Observations**
Relinquished by: *(Signature)*	Date / Time	Received by: *(Signature)*	Date / Time	

Matrix Types S Soil SW Surface Water GW Ground Water SG Soil Gas

CHAIN-OF-CUSTODY RECORD

Mobile Laboratory Services

☐ 25132 SW 1st Avenue
Newberry, FL 32669
TEL (352) 367-0073
FAX (352) 472-5832

☐ 200 Quade Drive
Cary, NC 27513
TEL (919) 678-0030

MOBILE UNIT # K51

CLIENT NAME	PROJECT NAME & ADDRESS	
Geosyntec	LC34	JCSCFL
SAMPLERS	CONTACT PERSON	BATCH # (Lab Use Only)

PRESERVATION
C Chilled
H HCL
Ot Other (see Remarks)

SAMPLE FIELD ID.\ NUMBER	DATE SAMPLED	TIME SAMPLED	COMP.	GRAB	DATE REC'D	TIME REC'D	STATION LOCATION / No.	SAMPLE MATRIX	NUMBER OF CONTAINERS	IDENTIFY PARAMETERS DESIRED AND NO. OF CONTAINERS: VOLATILES	COMMENT / SAMPLE PRE FIX
DPT0317 -025.0	12/4/10	1511			12/4/10	1602		Ot	2	✓	
-038.0		1529									
-043.0		1535									
DPT0318 -008.0		1624				1631					
" 013.0		1634				1635					

Precleaned Containers Relinquished by: *(Signature)*	Date / Time	Received by: *(Signature)*	Date / Time	Remarks and Observations
Relinquished by: *(Signature)*	Date / Time	Received by: *(Signature)*	Date / Time	

Matrix Types S Soil SW Surface Water GW Ground Water SG Soil Gas

CHAIN-OF-CUSTODY RECORD

Mobile Laboratory Services

☐ 25132 SW 1st Avenue
Newberry, FL 32669
TEL (352) 367-0073
FAX (352) 472-5832

☐ 200 Quade Drive
Cary, NC 27513
TEL (919) 678-0030

MOBILE UNIT # KS1

CLIENT NAME: Geosyntec

PROJECT NAME & ADDRESS: LC34 KSQTL

SAMPLERS

CONTACT PERSON

BATCH # (Lab Use Only)

PRESERVATION: C Chilled; H HCL; Ot Other (see Remarks)

SAMPLE FIELD ID.\ NUMBER KS12-1-150	DATE SAMPLED	TIME SAMPLED	COMP.	GRAB	DATE REC'D	TIME REC'D	STATION LOCATION / No.	SAMPLE MATRIX	NUMBER OF CONTAINERS	IDENTIFY PARAMETERS DESIRED AND NO. OF CONTAINERS: VOLATILES	COMMENT / SAMPLE PRE FIX
DPT 0318-018.0	12/15/10	1500			12/15/10	1320		GW	2	✓	
025.0	↓	1314			↓	1320		↓	↓	↓	
038.0		1329				1354					
043.0		1347				1354					
DPT 0315-008.0		1428				1457					
013.0		1440				↓					
018.0		1452									
025.0		1505				1545					
038.0		1524				↓					
043.0		1540									
DPT 0320-008.0		1607				1630					
013.0		1618				↓					
018.0		1624									
025.0		1640				1645					
038.0	↓	1658			↓	1720		↓	↓	↓	

	Date / Time		Date / Time	Remarks and Observations
Precleaned Containers Relinquished by: *(Signature)*		Received by: *(Signature)*	12/15/10	
Relinquished by: *(Signature)*	Date / Time	Received by: *(Signature)*	Date / Time	

Matrix Types S Soil SW Surface Water GW Ground Water SG Soil Gas

CHAIN-OF-CUSTODY RECORD

Mobile Laboratory Services

☐ 25132 SW 1st Avenue
Newberry, FL 32669
TEL (352) 367-0073
FAX (352) 472-5832

☐ 200 Quade Drive
Cary, NC 27513
TEL (919) 678-0030

MOBILE UNIT # 1631

CLIENT NAME	PROJECT NAME & ADDRESS		
Geosyntec	LC34	KSCFL	
SAMPLERS	CONTACT PERSON	BATCH # (Lab Use Only)	

SAMPLE FIELD ID.\ NUMBER	DATE SAMPLED	TIME SAMPLED	COMP.	GRAB	DATE REC'D	TIME REC'D	STATION LOCATION / No.	SAMPLE MATRIX	NUMBER OF CONTAINERS	IDENTIFY PARAMETERS DESIRED AND NO. OF CONTAINERS: VOLATILES	COMMENT / SAMPLE PRE FIX
1631 * 12/15/10											
DPT0320-	12/15/10	1715			12/15/10	1720		GW	2	✓	

PRESERVATION
C Chilled
H HCL
Ot Other (see Remarks)

Precleaned Containers Relinquished by: *(Signature)*	Date / Time	Received by: *(Signature)*	Date / Time	**Remarks and Observations**
			12/15/10	
Relinquished by: *(Signature)*	Date / Time	Received by: *(Signature)*	Date / Time	

Matrix Types S Soil SW Surface Water GW Ground Water SG Soil Gas

CHAIN-OF-CUSTODY RECORD

Mobile Laboratory Services

☐ 25132 SW 1st Avenue
Newberry, FL 32669
TEL (352) 367-0073
FAX (352) 472-5832

☐ 200 Quade Drive
Cary, NC 27513
TEL (919) 678-0030

MOBILE UNIT # KB1

CLIENT NAME	PROJECT NAME & ADDRESS	
Geosyntec	LC34	KSC, FL
SAMPLERS	CONTACT PERSON	BATCH # (Lab Use Only)

PRESERVATION: C Chilled; H HCL; Ot Other (see Remarks)

SAMPLE FIELD ID.\ NUMBER KB1 *121610	DATE SAMPLED	TIME SAMPLED	COMP.	GRAB	DATE REC'D	TIME REC'D	STATION LOCATION / No.	SAMPLE MATRIX	NUMBER OF CONTAINERS	IDENTIFY PARAMETERS DESIRED AND NO. OF CONTAINERS: VOLATILES				COMMENT / SAMPLE PRE FIX
DPT0321-008.0	12/16/10	0855			12/16/10	0922		GW	2	✓				
013.0		0908												
018.0		0910												
025.0		0932				1008								
043.00		1000												
038.0		0946												
DPT0147-058.0		1128				1130								
DPT0146-058.0		1200				1240								
DPT0135-058.0		1314				1324								
DPT0126-058.0		1346				1350								
DPT0111-058.0		1419				1425								
DPT0222-008.0		1512				1540								
013.0		1522												
018.0		1532												
025.0		1549				1615								

Precleaned Containers Relinquished by: (Signature)	Date / Time	Received by: (Signature)	Date / Time	Remarks and Observations
		[signature]	12/16/10	
Relinquished by: (Signature)	Date / Time	Received by: (Signature)	Date / Time	

Matrix Types S Soil SW Surface Water GW Ground Water SG Soil Gas

CHAIN-OF-CUSTODY RECORD

Mobile Laboratory Services

☐ 25132 SW 1st Avenue
Newberry, FL 32669
TEL (352) 367-0073
FAX (352) 472-5832

☐ 200 Quade Drive
Cary, NC 27513
TEL (919) 678-0030

MOBILE UNIT # K31

CLIENT NAME	PROJECT NAME & ADDRESS	
Geosyntec	LC34	KSC, FL
SAMPLERS	CONTACT PERSON	BATCH # (Lab Use Only)

PRESERVATION: C Chilled; H HCL; Ot Other (see Remarks)

SAMPLE FIELD ID.\ NUMBER KGH 12/6/10	DATE SAMPLED	TIME SAMPLED	COMP.	GRAB	DATE REC'D	TIME REC'D	STATION LOCATION / No.	SAMPLE MATRIX	NUMBER OF CONTAINERS	IDENTIFY PARAMETERS DESIRED AND NO. OF CONTAINERS: VOLATILES				COMMENT / SAMPLE PRE FIX
DPT0322-038.0	12/6/10	1603			12/6/10	1615		GW	2	✓				
DPT0323-008.0	↓	1629			↓	1653		↓	↓	↓				
013.0	↓	1639			↓	↓		↓	↓	↓				
018.0	↓	1650			↓	↓		↓	↓	↓				
025.0	↓	1703			↓	1725		↓	↓	↓				
038.0	↓	1716			↓	1725		↓	↓	↓				

Precleaned Containers Relinquished by: (Signature)	Date / Time	Received by: (Signature)	Date / Time	Remarks and Observations
		[signature]	12/6/10	
Relinquished by: (Signature)	Date / Time	Received by: (Signature)	Date / Time	

Matrix Types S Soil SW Surface Water GW Ground Water SG Soil Gas

CHAIN-OF-CUSTODY RECORD

Mobile Laboratory Services

☐ 25132 SW 1st Avenue
Newberry, FL 32669
TEL (352) 367-0073
FAX (352) 472-5832

☐ 200 Quade Drive
Cary, NC 27513
TEL (919) 678-0030

MOBILE UNIT # KB1

CLIENT NAME: Geosyntec

PROJECT NAME & ADDRESS: LC34 KSC, FL

SAMPLERS

CONTACT PERSON

BATCH # (Lab Use Only)

PRESERVATION: C Chilled; H HCL; Ot Other (see Remarks)

SAMPLE FIELD ID.\ NUMBER	DATE SAMPLED	TIME SAMPLED	COMP.	GRAB	DATE REC'D	TIME REC'D	STATION LOCATION / No.	SAMPLE MATRIX	NUMBER OF CONTAINERS	IDENTIFY PARAMETERS DESIRED AND NO. OF CONTAINERS: VOLATILES	COMMENT / SAMPLE PRE FIX
KB1 12/7/10											
DPT0324-008.0	12/7/10	0840			12/7/10	0912		GW	2	✓	
013.0		0852				↓					
018.0		0903									
023.0		0923				0952					
028.0		0934				0952					
DPT0325-008.0		1006				1029					
013.0		1015									
018.0		1025									
023.0		1042				1100					
028.0		1058				1100					
DPT0326-008.0		1118				1240					
013.0		1128									
018.0		1140									
023.0		1152									
028.0		1310				1325					

	Date / Time		Date / Time	
Precleaned Containers Relinquished by: *(Signature)*		Received by: *(Signature)*	12/17/10	**Remarks and Observations**
Relinquished by: *(Signature)*	Date / Time	Received by: *(Signature)*	Date / Time	

Matrix Types S Soil SW Surface Water GW Ground Water SG Soil Gas

CHAIN-OF-CUSTODY RECORD

Mobile Laboratory Services

☐ 25132 SW 1st Avenue
Newberry, FL 32669
TEL (352) 367-0073
FAX (352) 472-5832

☐ 200 Quade Drive
Cary, NC 27513
TEL (919) 678-0030

MOBILE UNIT # CB 1

CLIENT NAME	PROJECT NAME & ADDRESS	
Geosyntec	LC34	ICSC, FL
SAMPLERS	**CONTACT PERSON**	**BATCH # (Lab Use Only)**

SAMPLE FIELD ID.\ NUMBER	DATE SAMPLED	TIME SAMPLED	COMP.	GRAB	DATE REC'D	TIME REC'D	STATION LOCATION / No.	SAMPLE MATRIX	NUMBER OF CONTAINERS	IDENTIFY PARAMETERS DESIRED AND NO. OF CONTAINERS	COMMENT / SAMPLE PRE FIX
DPT 0527-008.0	12/7/16	1354			12/11/16	1420		GW	2	VOLATILES	
015.0	↓	1404			↓	↓		↓	↓	↓	
018.0		1416									
025.0		1434				1500					
038.0		1500				1520					
DPT 0534-038.0		1546				1552					

PRESERVATION
C Chilled
H HCL
Ot Other (see Remarks)

Precleaned Containers / Relinquished by: *(Signature)*	Date / Time	Received by: *(Signature)*	Date / Time	**Remarks and Observations**
			12/11/16	
Relinquished by: *(Signature)*	Date / Time	Received by: *(Signature)*	Date / Time	

Matrix Types S Soil SW Surface Water GW Ground Water SG Soil Gas

DPT SAMPLING
JUNE 2011

LABORATORY DATA

KB LABS, INC.
25132 SW 1st Ave
Newberry, Florida 32669

***Telephone* (352) 472-5830**
***Fax* (352) 472-5832**
Email: info@kbmobilelabs.com

June 13, 2011

Rebecca DaPrato
GeoSyntec Consultants
6770 S. Washington Ave, Suite 3
Titusville, FL 32780

RE: NASA LC34, KSC, FL - Final Data Report
KB Labs Project # 11-46

Dear Ms. DaPrato:

Enclosed is the final report of the on-site analysis performed by KB Labs, Inc. at the above referenced site. Samples were collected and analyzed on June 8, 2011. Included are a brief project narrative, data report narrative, tables listing quality control results, final analytical results, and sample chain-of-custody form.

KB Labs' mobile laboratories have been inspected by the FDOH Bureau of Laboratories and are NELAP Certified as of April 1, 2003. Our personnel, methodology, proficiency testing, and quality assurance requirements comply with the guidelines of Chapter 62-160 of the Florida Administrative Code and with the consensus standards adopted at the National Environmental Laboratory Accreditation Conference (NELAC). Data for the site referenced above were determined in accordance with published procedures under Test Methods for Evaluating Solid Waste (EPA SW-846, Update III Revised May 1997). Unless otherwise indicated on the quality control narrative accompanying the data report, the quality assurance and quality control procedures performed in conjunction with analysis of groundwater samples demonstrated that the reported data met our requirements for accuracy and precision under NELAC Standards.

If you have any questions, please do not hesitate to call me or Kelly Bergdoll, President of KB Labs, at (352) 367-0073.

Sincerely,

KB Labs, Inc.

Todd Romero
Director of Operations

"KB Labs is a small, woman-owned business enterprise."

KB Labs, Inc.
25132 SW 1st Ave
Newberry, FL 32669
Phone: 352-472-5830
Fax: 352-472-5832
Email: info@kbmobilelabs.com

PROJECT NARRATIVE

Project Scope

On June 8, 2011, a total of 6 water samples were analyzed for GeoSyntec Consultants at NASA LC34, KSC, FL. The samples were analyzed for vinyl chloride, 1,1-dichloroethene, cis- and trans-1, 2-dichloroethene, trichloroethene, and tetrachloroethene.

NELAP Certification

KB Mobile Labs Unit KB3: FDOH NELAP Certification Number E82816

Analytical Procedure

All samples were analyzed using SW846 Method 5030/8260 for waters. Ten (10) milliliters (mL) of water or air (air samples) were purged with helium and the volatile organic compounds (VOCs) were collected on a solid-phase adsorption trap. The adsorption trap was heated and back-purged with helium. The components were then separated by capillary column gas chromatography and measured with a mass spectrometer (GC/MS) operated in the electron impact full-scan mode. The individual VOCs in the samples were measured against corresponding VOC standards.

Analytical Results

Laboratory results were provided to the client on an as-completed or next-day basis. Final results of the on-site analyses are provided in a hardcopy report. The data produced and reported in the field has been reviewed and approved for this final report by the Director of Operations for KB Labs.

Uncertainty of Reported Values

All measurement data presented in this report are subject to a degree of uncertainty and the degree of uncertainty varies with each compound of interest. KB Labs estimates the uncertainty of each measurement using a statistical evaluation of the standard deviation from the mean percent recovery of a number of trials of a given measurement. More specifically, KB Labs maintains historical percent recovery control limits at the 99% confidence level for each analyte of interest. These are calculated as $\pm$ 3 times the standard deviation from the mean of historical measurements of the percent recovery of spikes of the analytes of interest into actual and control sample matrices. For example, if the lower and upper percent recovery control limits for a specific analyte of interest have been determined to be 70 and 100 percent respectively, a reported value of 10.0

KB Labs, Inc.
25132 SW 1st Ave
Newberry, FL 32669
Phone: 352-472-5830
Fax: 352-472-5832
Email: info@kbmobilelabs.com

ug/L will be with 99% confidence 7.0 to 13.0 ug/L.For more information about KB Labs estimation of uncertainty, contact KB Labs' quality assurance officer and/or request a copy of KB Labs' SOP for determining measurement uncertainty.

Quality Control (QC) Data

Surrogate Recoveries – Table 1 lists the daily analytical sequence and percent recovery results for surrogate compounds, which were added to all analyses. Four (4) surrogate compounds were added to each analysis in order to continually monitor general method performance.

VOC Spike Recoveries – Table 2 lists the percent recovery results for matrix spike and laboratory control samples. A known amount of each target compound was added to selected field samples and to laboratory reagent water in order to monitor the performance of each of the target compounds in the actual matrix and in laboratory reagent water.

Method Blanks – Daily analysis of laboratory reagent water samples was performed in order to monitor the cleanliness of the analytical system.

DATA REPORT NARRATIVE

1. All sample data has been reviewed and, if required, updated in the Final Data Report for rounding and significant figures.

KB LABS, INC.

Table 1: Analytical Run Sequence/Surrogate Percent Recoveries

Client: GeoSyntec Consultants	**Driller/Sampler**: GeoSyntec Consultants	**Analyst:** Glenn Jackson
Site: NASA LC34	**KB Labs Project Manager**: Kelly Bergdoll	**KB Labs Project No:** 11-46
On-site Dates: 6/8/11	**Client Project Manager**: Rebecca DaPrato	**Matrix:** Water

Sample ID	Date of Analysis	Surrogate % Recovery				Surrogate Control Limits			
		S1*	S2*	S3*	S4*	S1*	S2*	S3*	S4*
VSTD 20	06/08/11	93	86	108	104	Pass	Pass	Pass	Pass
RSTD 20	06/08/11	96	82	108	105	Pass	Pass	Pass	Pass
BLANK	06/08/11	101	86	108	102	Pass	Pass	Pass	Pass
VSTD 20	06/08/11	105	104	101	98	Pass	Pass	Pass	Pass
RSTD 20	06/08/11	103	98	102	97	Pass	Pass	Pass	Pass
BLANK	06/08/11	108	96	103	96	Pass	Pass	Pass	Pass
LC34-DPT0184-013.0 1:100	06/08/11	102	93	105	98	Pass	Pass	Pass	Pass
LC34-DPT0183-013.0 1:500	06/08/11	104	91	105	98	Pass	Pass	Pass	Pass
LC34-DPT0182-013.0 1:500	06/08/11	108	90	105	98	Pass	Pass	Pass	Pass
LC34-DPT0221-013.0 1:200	06/08/11	105	91	106	100	Pass	Pass	Pass	Pass
LC34-DPT0176-013.0 1:200	06/08/11	106	90	106	101	Pass	Pass	Pass	Pass
LC34-DPT0175-013.0 1:500	06/08/11	106	92	105	100	Pass	Pass	Pass	Pass
VSTD 20	06/08/11	101	95	107	100	Pass	Pass	Pass	Pass
Comments:	Although some surrogates may be out of the control percent recovery range, other supporting QC, such as matrix spikes, matrix spike duplicates, method blanks, and laboratory control samples, are performed by KB Labs to further validate reported data.								

***Surrogate Compounds:**
S1 = Dibromofluoromethane (84% - 121%)
S2 = 1,2- Dichloroethane-D4 (69% - 133%)
S3 = Toluene-D8 (87% - 111%)
S4 = 4-Bromofluorobenzene (76% - 125%)

KB LABS, INC.

Table 2: VOC Spike Compound Percent Recoveries

Client: GeoSyntec Consultants	**Driller/Sampler**: GeoSyntec Consultants	**Analyst:** Glenn Jackson
Site: NASA LC34	**KB Labs Project Manager:** Kelly Bergdoll	**KB Labs Project No.:** 11-46
Onsite Dates: 6/8/11	**Client Project Manager:** Rebecca DaPrato	**Matrix**: Water

Matrix Spike/Matrix Spike Duplicate (MS/MSD):

Laboratory Control Spikes (LCS):

Samples: LCS 1 **Date of Analysis:** 6/8/2011
LCS 2 6/8/2011

Spike Compounds	Control Limits			Percent Recoveries			Control Limit Checks		
	Lower		Upper	LCS#1	LCS#2		LCS#1	LCS#2	
Vinyl Chloride	52	to	150	98	35		Pass	< LCL	
1,1-Dichloroethene	58	to	132	111	53		Pass	< LCL	
Trans-1,2-Dichloroethene	54	to	140	102	52		Pass	< LCL	
Cis-1,2-Dichloroethene	67	to	126	109	72		Pass	Pass	
Trichloroethene	68	to	119	105	71		Pass	Pass	
Tetrachloroethene	58	to	127	118	73		Pass	Pass	

Note: Control Limits are based on a semi-annual historical evaluation of mobile unit and method guidelines.

KB LABS, INC.

Final Data Report

Project Number : 11-46

NASA LC34

KSC, FL

Prepared for: GeoSyntec Consultants

Samplel ID	Analysis Date	Matrix	Dilution Factor	Vinyl chloride	1,1-Dichloroethene	trans-1,2-Dichloroethene	cis-1,2-Dichloroethene	Trichloroethene	Tetrachloroethene
Water MDL (ug/L)				**0.32**	**0.3**	**0.37**	**0.4**	**0.33**	**0.52**
LC34-DPT0184-013.0-20110608	6/8/11	Water	100	**1300**	<100	<100	**3800**	<33 I	<100
LC34-DPT0183-013.0-20110608	6/8/11	Water	500	**1700**	<500	<500	**9500**	**1600**	<500
LC34-DPT0182-013.0-20110608	6/8/11	Water	500	**1300**	<500	<500	**11000**	**2400**	<500
LC34-DPT0221-013.0-20110608	6/8/11	Water	200	**1000**	<200	<200	**8000**	**520**	<200
LC34-DPT0176-013.0-20110608	6/8/11	Water	200	**580**	<200	<200	**3000**	<66 I	<200
LC34-DPT0175-013.0-20110608	6/8/11	Water	500	**2300**	<500	<500	**6300**	<160 I	<500

Reporting units for waters are ug/L and for soils are mg/kg.

CHAIN-OF-CUSTODY RECORD

Mobile Laboratory Services

☐ 25132 SW 1st Avenue
Newberry, FL 32669
TEL (352) 472-5830
FAX (352) 472-5832

☐ 200 Quade Drive
Cary, NC 27513
TEL (919) 678-0030

MOBILE UNIT # KB1

CLIENT NAME: GeoSyntec

PROJECT NAME & ADDRESS: LC34 CCAFS

SAMPLERS

CONTACT PERSON: Joe Bartlett

BATCH # (Lab Use Only)

SAMPLE FIELD ID.\ NUMBER	DATE SAMPLED	TIME SAMPLED	COMP.	GRAB	DATE REC'D	TIME REC'D	STATION LOCATION / No.	SAMPLE MATRIX	NUMBER OF CONTAINERS	VOLATILES	COMMENT / SAMPLE PRE FIX
LC34											
~~DAT0184-013.0-2011~~	0608	1523		✓	6/8/11	1530		W	2	✓	~~100~~ 100
0183-013.0		1522				1530					500
0182-013.0		1538				1545					500
0221-013.0		1555				1600					200
0176-013.0		1620				1625					200
0175-013.0		1640				1645					500

IDENTIFY PARAMETERS DESIRED AND NO. OF CONTAINERS

PRESERVATION
C Chilled
H HCL
Ot Other (see Remarks)

	Date / Time		Date / Time	
Precleaned Containers Relinquished by: *(Signature)*		Received by: *(Signature)*		**Remarks and Observations**
Relinquished by: *(Signature)*	Date / Time	Received by: *(Signature)*	Date / Time 6/8/11	

Matrix Types S Soil SW Surface Water GW Ground Water SG Soil Gas

DPT SAMPLING
SEPTEMBER 2011

LABORATORY DATA

KB LABS, INC.
25132 SW 1st Ave
Newberry, Florida 32669

***Telephone* (352) 472-5830**
***Fax* (352) 472-5832**
Email: info@kbmobilelabs.com

September 26, 2011

Rebecca Daprato
GeoSyntec Consultants
6770 S. Washington Ave, Suite 3
Titusville, FL 32780

RE: NASA LC34, KSC, FL - Final Data Report
KB Labs Project # 11-163

Dear Ms. Daprato:

Enclosed is the final report of the on-site analysis performed by KB Labs, Inc. at the above referenced site. Included are a brief project narrative, data report narrative, tables listing quality control results, final analytical results, and sample chain-of-custody form.

KB Labs' mobile laboratories have been inspected by the FDOH Bureau of Laboratories and are NELAP Certified as of April 1, 2003. Our personnel, methodology, proficiency testing, and quality assurance requirements comply with the guidelines of Chapter 62-160 of the Florida Administrative Code and with the consensus standards adopted at the National Environmental Laboratory Accreditation Conference (NELAC). Data for the site referenced above were determined in accordance with published procedures under Test Methods for Evaluating Solid Waste (EPA SW-846, Update III Revised May 1997). Unless otherwise indicated on the quality control narrative accompanying the data report, the quality assurance and quality control procedures performed in conjunction with analysis of groundwater samples demonstrated that the reported data met our requirements for accuracy and precision under NELAC Standards.

If you have any questions, please do not hesitate to call me or Kelly Bergdoll, President of KB Labs, at (352) 367-0073.

Sincerely,

KB Labs, Inc.

Todd Romero
Director of Operations

"KB Labs is a small, woman-owned business enterprise."

KB Labs, Inc.
25132 SW 1st Ave
Newberry, FL 32669
Phone: 352-472-5830
Fax: 352-472-5832
Email: info@kbmobilelabs.com

PROJECT NARRATIVE

Project Scope

From September 14 to 16, 2011, a total of 66 groundwater samples and 3 IDW water samples were analyzed for GeoSyntec Consultants at KSC, FL. The samples were analyzed for vinyl chloride, 1,1-dichloroethene, cis- and trans-1,2-dichloroethene, trichloroethene, and tetrachloroethene.

NELAP Certification

KB Mobile Labs Unit KB1: FDOH NELAP Certification Number E82815

Analytical Procedure

All samples were analyzed using SW846 Method 5030/8260 for waters. Ten (10) milliliters (mL) of water or air (air samples) were purged with helium and the volatile organic compounds (VOCs) were collected on a solid-phase adsorption trap. The adsorption trap was heated and back-purged with helium. The components were then separated by capillary column gas chromatography and measured with a mass spectrometer (GC/MS) operated in the electron impact full-scan mode. The individual VOCs in the samples were measured against corresponding VOC standards.

Analytical Results

Laboratory results were provided to the client on an as-completed or next-day basis. Final results of the on-site analyses are provided in a hardcopy report. The data produced and reported in the field has been reviewed and approved for this final report by the Director of Operations for KB Labs.

Uncertainty of Reported Values

All measurement data presented in this report are subject to a degree of uncertainty and the degree of uncertainty varies with each compound of interest. KB Labs estimates the uncertainty of each measurement using a statistical evaluation of the standard deviation from the mean percent recovery of a number of trials of a given measurement. More specifically, KB Labs maintains historical percent recovery control limits at the 99% confidence level for each analyte of interest. These are calculated as $\pm$ 3 times the standard deviation from the mean of historical measurements of the percent recovery of spikes of the analytes of interest into actual and control sample matrices. For example, if the lower and upper percent recovery control limits for a specific analyte of interest have been determined to be 70 and 100 percent respectively, a reported value of 10.0 ug/L will be with 99% confidence 7.0 to 13.0 ug/L.For more information about KB Labs

KB Labs, Inc.
25132 SW 1st Ave
Newberry, FL 32669
Phone: 352-472-5830
Fax: 352-472-5832
Email: info@kbmobilelabs.com

estimation of uncertainty, contact KB Labs' quality assurance officer and/or request a copy of KB Labs' SOP for determining measurement uncertainty.

Quality Control (QC) Data

Surrogate Recoveries – Table 1 lists the daily analytical sequence and percent recovery results for surrogate compounds, which were added to all analyses. Four (4) surrogate compounds were added to each analysis in order to continually monitor general method performance.

VOC Spike Recoveries – Table 2 lists the percent recovery results for matrix spike and laboratory control samples. A known amount of each target compound was added to selected field samples and to laboratory reagent water in order to monitor the performance of each of the target compounds in the actual matrix and in laboratory reagent water.

Method Blanks – Daily analysis of laboratory reagent water samples was performed in order to monitor the cleanliness of the analytical system.

DATA REPORT NARRATIVE

1. All sample data has been reviewed and, if required, updated in the Final Data Report for rounding and significant figures.

2. Sample ID DPT0242-130.0 on Field Report should have been at DPT0242-008.0 matching the COC.

3. After demobilization, samples IDs were requested by the Client to be changed to the following:

    - DPT332 = DPT335
    - DPT333 = DPT336
    - DPT334 = DPT337
    - DPT335 = DPT338
    - DPT336 = DPT339
    - DPT337 = DPT340
    - DPT338 = DPT341
    - DPT339 = DPT342
    - DPT340 = DPT343
    - DPT341 = DPT344
    - DPT342 = DPT345

KB LABS, INC.

Table 1: Analytical Run Sequence/Surrogate Percent Recoveries

Client: GeoSyntec Consultants	**Driller/Sampler**: GeoSyntec Consultants	**Analyst:** Tuan Luu
Site: NASA LC34	**KB Labs Project Manager**: Kelly Bergdoll	**KB Labs Project No:** 11-163
On-site Dates: 9/14/11-9/16/11	**Client Project Manager**: Rebecca DaPrato	**Matrix:** Water

Sample ID	Date of Analysis	Surrogate % Recovery				Surrogate Control Limits			
		S1*	S2*	S3*	S4*	S1*	S2*	S3*	S4*
BLANK	09/14/11	83	83	115	97	< LCL	Pass	> UCL	Pass
CCS20	09/14/11	76	82	113	105	< LCL	Pass	> UCL	Pass
LCS20	09/14/11	89	84	112	108	Pass	Pass	> UCL	Pass
BLANK	09/14/11	78	88	111	101	< LCL	Pass	Pass	Pass
DPT0335-008.0 50X	09/14/11	91	89	108	105	Pass	Pass	Pass	Pass
DPT0335-013.0 200X	09/14/11	72	88	107	104	< LCL	Pass	Pass	Pass
DPT0335-018.0 100X	09/14/11	90	95	104	100	Pass	Pass	Pass	Pass
DPT0335-025.0	09/14/11	81	98	104	100	< LCL	Pass	Pass	Pass
DPT0336-008.0	09/14/11	82	98	103	98	< LCL	Pass	Pass	Pass
DPT0336-013.0 50X	09/14/11	81	98	103	99	< LCL	Pass	Pass	Pass
DPT0335-025.0 10X	09/14/11	80	103	103	100	< LCL	Pass	Pass	Pass
DPT0336-018.0 500X	09/14/11	86	102	105	102	Pass	Pass	Pass	Pass
DPT0336-025.0 5X	09/14/11	98	102	102	100	Pass	Pass	Pass	Pass
DPT0336-038.0 2X	09/14/11	98	102	103	100	Pass	Pass	Pass	Pass
DPT0335-038.0	09/14/11	101	101	105	97	Pass	Pass	Pass	Pass
DPT0337-008.0 5X	09/14/11	99	105	103	102	Pass	Pass	Pass	Pass
DPT0337-013.0 5X	09/14/11	97	103	102	101	Pass	Pass	Pass	Pass
DPT0337-018.0 100X	09/14/11	100	103	103	99	Pass	Pass	Pass	Pass
DPT0337-025.0 200X	09/14/11	101	106	104	100	Pass	Pass	Pass	Pass
DPT0337-038.0	09/14/11	98	102	105	105	Pass	Pass	Pass	Pass
DPT0336-025.0 50X	09/14/11	91	100	105	103	Pass	Pass	Pass	Pass
DPT0338-008.0	09/14/11	93	96	103	102	Pass	Pass	Pass	Pass
DPT0338-013.0 5X	09/14/11	96	97	106	103	Pass	Pass	Pass	Pass
DPT0338-018.0 50X	09/14/11	76	99	101	100	< LCL	Pass	Pass	Pass
DPT0338-025.0 500X	09/14/11	96	94	104	103	Pass	Pass	Pass	Pass
DPT0338-038.0	09/14/11	96	95	105	102	Pass	Pass	Pass	Pass
IDW183866 20X	09/14/11	90	92	107	104	Pass	Pass	Pass	Pass
DPT0335-038.0 MS	09/14/11	92	86	106	108	Pass	Pass	Pass	Pass
DPT0335-038.0 MSD	09/14/11	93	87	106	103	Pass	Pass	Pass	Pass
CCS20	09/14/11	93	89	105	106	Pass	Pass	Pass	Pass
CCS20	09/15/11	89	80	108	96	Pass	Pass	Pass	Pass
LCS20	09/15/11	92	89	108	105	Pass	Pass	Pass	Pass
BLANK	09/15/11	100	96	108	100	Pass	Pass	Pass	Pass
DPT0339-008.0	09/15/11	94	93	105	104	Pass	Pass	Pass	Pass
DPT0339-013.0 5X	09/15/11	98	99	103	97	Pass	Pass	Pass	Pass
DPT0339-018.0 100X	09/15/11	95	97	108	99	Pass	Pass	Pass	Pass
DPT0339-025.0 200X	09/15/11	90	95	105	104	Pass	Pass	Pass	Pass
DPT0339-038.0 5X	09/15/11	93	91	102	102	Pass	Pass	Pass	Pass

***Surrogate Compounds:**

S1 = Dibromofluoromethane (84% - 121%)
S2 = 1,2- Dichloroethane-D4 (69% - 133%)
S3 = Toluene-D8 (87% - 111%)
S4 = 4-Bromofluorobenzene (76% - 125%)

KB LABS, INC.

Table 1: Analytical Run Sequence/Surrogate Percent Recoveries

Client: GeoSyntec Consultants	**Driller/Sampler**: GeoSyntec Consultants	**Analyst:** Tuan Luu
Site: NASA LC34	**KB Labs Project Manager**: Kelly Bergdoll	**KB Labs Project No:** 11-163
On-site Dates: 9/14/11-9/16/11	**Client Project Manager**: Rebecca DaPrato	**Matrix:** Water

Sample ID	Date of Analysis	Surrogate % Recovery				Surrogate Control Limits			
		S1*	S2*	S3*	S4*	S1*	S2*	S3*	S4*
DPT0250-013.0 100X	09/15/11	96	94	103	100	Pass	Pass	Pass	Pass
DPT0340-008.0 50X	09/15/11	83	100	100	98	< LCL	Pass	Pass	Pass
DPT0340-013.0 100X	09/15/11	95	93	102	101	Pass	Pass	Pass	Pass
DPT0340-018.0 100X	09/15/11	94	93	107	100	Pass	Pass	Pass	Pass
DPT0340-025.0 100X	09/15/11	94	92	102	101	Pass	Pass	Pass	Pass
DPT0177-013.0 500X	09/15/11	96	97	102	102	Pass	Pass	Pass	Pass
DPT0097-008.0 2X	09/15/11	96	95	103	98	Pass	Pass	Pass	Pass
DPT0097-013.0 2X	09/15/11	95	94	104	100	Pass	Pass	Pass	Pass
DPT0122-008.0	09/15/11	98	94	103	99	Pass	Pass	Pass	Pass
DPT0122-013.0	09/15/11	98	96	103	100	Pass	Pass	Pass	Pass
DPT0069-008.0	09/15/11	100	101	102	101	Pass	Pass	Pass	Pass
DPT0069-013.0 10X	09/15/11	100	99	102	100	Pass	Pass	Pass	Pass
DPT0242-008.0 2X	09/15/11	102	104	104	100	Pass	Pass	Pass	Pass
DPT0341-008.0	09/15/11	98	100	103	104	Pass	Pass	Pass	Pass
DPT0341-013.0	09/15/11	81	95	103	97	< LCL	Pass	Pass	Pass
DPT0341-018.0 50X	09/15/11	97	99	103	101	Pass	Pass	Pass	Pass
DPT0341-025.0 200X	09/15/11	97	97	103	100	Pass	Pass	Pass	Pass
DPT0341-038.0	09/15/11	84	100	99	100	Pass	Pass	Pass	Pass
DPT0122-013.0 10X	09/15/11	98	96	104	99	Pass	Pass	Pass	Pass
DPT0069-008.0 5X	09/15/11	96	92	103	100	Pass	Pass	Pass	Pass
IDW185397	09/15/11	93	95	104	106	Pass	Pass	Pass	Pass
DPT0122-008.0 MS	09/15/11	94	88	103	103	Pass	Pass	Pass	Pass
DPT0122-008.0 MSD	09/15/11	95	88	102	99	Pass	Pass	Pass	Pass
DPT0341-008.0 MS	09/15/11	94	89	104	100	Pass	Pass	Pass	Pass
DPT0341-008.0 MSD	09/15/11	92	89	104	102	Pass	Pass	Pass	Pass
CCS20	09/15/11	93	85	105	103	Pass	Pass	Pass	Pass
CCS20	09/16/11	89	86	106	98	Pass	Pass	Pass	Pass
LCS20	09/16/11	88	90	109	102	Pass	Pass	Pass	Pass
BLANK	09/16/11	96	94	107	96	Pass	Pass	Pass	Pass
DPT0342-008.0	09/16/11	97	92	108	102	Pass	Pass	Pass	Pass
DPT0342-013.0	09/16/11	81	88	105	100	< LCL	Pass	Pass	Pass
DPT0342-018.0 20X	09/16/11	94	92	107	98	Pass	Pass	Pass	Pass
DPT0342-025.0 10X	09/16/11	86	95	106	97	Pass	Pass	Pass	Pass
DPT0342-038.0	09/16/11	91	98	103	94	Pass	Pass	Pass	Pass
DPT0291-038.0 2X	09/16/11	95	93	105	99	Pass	Pass	Pass	Pass
DPT0342-008.0 MS	09/16/11	80	90	104	98	< LCL	Pass	Pass	Pass
DPT0342-008.0 MSD	09/16/11	81	89	103	99	< LCL	Pass	Pass	Pass
BLANK	09/16/11	83	96	103	98	< LCL	Pass	Pass	Pass

***Surrogate Compounds:**

S1 = Dibromofluoromethane (84% - 121%)
S2 = 1,2- Dichloroethane-D4 (69% - 133%)
S3 = Toluene-D8 (87% - 111%)
S4 = 4-Bromofluorobenzene (76% - 125%)

KB LABS, INC.

Table 1: Analytical Run Sequence/Surrogate Percent Recoveries

Client: GeoSyntec Consultants	**Driller/Sampler**: GeoSyntec Consultants	**Analyst:** Tuan Luu
Site: NASA LC34	**KB Labs Project Manager**: Kelly Bergdoll	**KB Labs Project No:** 11-163
On-site Dates: 9/14/11-9/16/11	**Client Project Manager**: Rebecca DaPrato	**Matrix:** Water

Sample ID	Date of Analysis	Surrogate % Recovery				Surrogate Control Limits			
		S1*	S2*	S3*	S4*	S1*	S2*	S3*	S4*
DPT0343-008.0	09/16/11	83	93	103	99	< LCL	Pass	Pass	Pass
DPT0343-013.0	09/16/11	86	96	104	99	Pass	Pass	Pass	Pass
DPT0343-018.0	09/16/11	83	93	103	96	< LCL	Pass	Pass	Pass
DPT0343-025.0 10X	09/16/11	81	97	102	103	< LCL	Pass	Pass	Pass
DPT0343-038.0	09/16/11	88	100	101	100	Pass	Pass	Pass	Pass
DPT0344-008.0	09/16/11	88	103	100	97	Pass	Pass	Pass	Pass
DPT0344-018.0 5X	09/16/11	88	106	99	98	Pass	Pass	Pass	Pass
DPT0344-025.0 10X	09/16/11	87	99	102	101	Pass	Pass	Pass	Pass
DPT0344-013.0 5X	09/16/11	82	102	100	97	< LCL	Pass	Pass	Pass
DPT0344-038.0	09/16/11	85	97	102	99	Pass	Pass	Pass	Pass
DPT0344-043.0	09/16/11	87	99	101	99	Pass	Pass	Pass	Pass
DPT0345-008.0 2X	09/16/11	92	102	104	102	Pass	Pass	Pass	Pass
DPT0345-013.0 10X	09/16/11	90	100	104	99	Pass	Pass	Pass	Pass
DPT0345-018.0 10X	09/16/11	84	101	102	99	Pass	Pass	Pass	Pass
DPT0345-025.0 10X	09/16/11	98	101	102	101	Pass	Pass	Pass	Pass
DPT0345-038.0	09/16/11	100	100	102	98	Pass	Pass	Pass	Pass
DPT0345-043.0	09/16/11	87	97	102	96	Pass	Pass	Pass	Pass
IDW185398	09/16/11	7	97	102	101	< LCL	Pass	Pass	Pass
CCS20	09/16/11	93	95	102	100	Pass	Pass	Pass	Pass
Comments:	Although some surrogates may be out of the control percent recovery range, other supporting QC, such as matrix spikes, matrix spike duplicates, method blanks, and laboratory control samples, are performed by KB Labs to further validate reported data. Detergent in 9/16 IDW sample causing low surrogate recovery.								

***Surrogate Compounds:**
S1 = Dibromofluoromethane (84% - 121%)
S2 = 1,2- Dichloroethane-D4 (69% - 133%)
S3 = Toluene-D8 (87% - 111%)
S4 = 4-Bromofluorobenzene (76% - 125%)

KB LABS, INC.

Table 2: VOC Spike Compound Percent Recoveries

Client: GeoSyntec Consultants	**Driller/Sampler**: GeoSyntec Consultants	**Analyst:** Glenn Jackson
Site: NASA LC34	**KB Labs Project Manager:** Kelly Bergdoll	**KB Labs Project No.:** 11-163
Onsite Dates: 9/14/11-9/16/11	**Client Project Manager:** Rebecca DaPrato	**Matrix**: Water

Matrix Spike/Matrix Spike Duplicate (MS/MSD):

Samples: DPT0335-038.0 **Date of Analysis:** 9/14/2011

Matrix Spike Compounds	Control Limits			Percent Recoveries			Control Limit Checks		
	Lower	Upper	RPD	MS	MSD	RPD	MS	MSD	RPD
Vinyl Chloride	46	156	20	79	78	1	Pass	Pass	Pass
1,1-Dichloroethene	47	150	20	84	83	2	Pass	Pass	Pass
Trans-1,2-Dichloroethene	61	135	20	89	92	3	Pass	Pass	Pass
Cis-1,2-Dichloroethene	62	141	20	94	93	1	Pass	Pass	Pass
Trichloroethene	60	127	20	73	72	2	Pass	Pass	Pass
Tetrachloroethene	50	132	20	94	92	2	Pass	Pass	Pass

Note: Control Limits are based on a semi-annual historical evaluation of mobile unit and method guidelines.

Samples: DPT0122-008.0 **Date of Analysis:** 9/15/2011

Matrix Spike Compounds	Control Limits			Percent Recoveries			Control Limit Checks		
	Lower	Upper	RPD	MS	MSD	RPD	MS	MSD	RPD
Vinyl Chloride	46	156	20	89	97	9	Pass	Pass	Pass
1,1-Dichloroethene	47	150	20	77	85	10	Pass	Pass	Pass
Trans-1,2-Dichloroethene	61	135	20	83	90	7	Pass	Pass	Pass
Cis-1,2-Dichloroethene	62	141	20	89	91	3	Pass	Pass	Pass
Trichloroethene	60	127	20	80	89	11	Pass	Pass	Pass
Tetrachloroethene	50	132	20	88	96	8	Pass	Pass	Pass

Note: Control Limits are based on a semi-annual historical evaluation of mobile unit and method guidelines.

Samples: DPT0341-008.0 **Date of Analysis:** 9/15/2011

Matrix Spike Compounds	Control Limits			Percent Recoveries			Control Limit Checks		
	Lower	Upper	RPD	MS	MSD	RPD	MS	MSD	RPD
Vinyl Chloride	46	156	20	92	92	0	Pass	Pass	Pass
1,1-Dichloroethene	47	150	20	86	81	5	Pass	Pass	Pass
Trans-1,2-Dichloroethene	61	135	20	91	88	2	Pass	Pass	Pass
Cis-1,2-Dichloroethene	62	141	20	91	89	3	Pass	Pass	Pass
Trichloroethene	60	127	20	88	87	1	Pass	Pass	Pass
Tetrachloroethene	50	132	20	92	92	1	Pass	Pass	Pass

Note: Control Limits are based on a semi-annual historical evaluation of mobile unit and method guidelines.

Samples: DPT0342-008.0 **Date of Analysis:** 9/16/2011

Matrix Spike Compounds	Control Limits			Percent Recoveries			Control Limit Checks		
	Lower	Upper	RPD	MS	MSD	RPD	MS	MSD	RPD
Vinyl Chloride	46	156	20	91	94	3	Pass	Pass	Pass
1,1-Dichloroethene	47	150	20	83	89	8	Pass	Pass	Pass
Trans-1,2-Dichloroethene	61	135	20	89	93	4	Pass	Pass	Pass
Cis-1,2-Dichloroethene	62	141	20	81	79	2	Pass	Pass	Pass
Trichloroethene	60	127	20	83	87	4	Pass	Pass	Pass
Tetrachloroethene	50	132	20	89	93	4	Pass	Pass	Pass

Note: Control Limits are based on a semi-annual historical evaluation of mobile unit and method guidelines.

KB LABS, INC.

Table 2: VOC Spike Compound Percent Recoveries

Client: GeoSyntec Consultants	**Driller/Sampler**: GeoSyntec Consultants	**Analyst:** Glenn Jackson
Site: NASA LC34	**KB Labs Project Manager:** Kelly Bergdoll	**KB Labs Project No.:** 11-163
Onsite Dates: 9/14/11-9/16/11	**Client Project Manager:** Rebecca DaPrato	**Matrix**: Water

Laboratory Control Spikes (LCS):

Samples:	LCS 1	**Date of Analysis:**	9/14/2011
	LCS 2		9/15/2011
	LCS 3		9/16/2011

Spike Compounds	**Control Limits**			**Percent Recoveries**			**Control Limit Checks**		
	Lower		**Upper**	**LCS#1**	**LCS#2**	**LCS#3**	**LCS#1**	**LCS#2**	**LCS#3**
Vinyl Chloride	52	to	150	90	85	100	Pass	Pass	Pass
1,1-Dichloroethene	58	to	132	92	78	92	Pass	Pass	Pass
Trans-1,2-Dichloroethene	54	to	140	91	84	96	Pass	Pass	Pass
Cis-1,2-Dichloroethene	67	to	126	67	78	75	Pass	Pass	Pass
Trichloroethene	68	to	119	79	77	84	Pass	Pass	Pass
Tetrachloroethene	58	to	127	90	85	93	Pass	Pass	Pass

Note: Control Limits are based on a semi-annual historical evaluation of mobile unit and method guidelines.

KB LABS, INC.

Final Data Report
NASA LC34
KSC, FL

Prepared for: Geosyntec

Samplel ID	Analysis Date	Sample Time	Matrix	Dilution Factor	Vinyl chloride	1,1-Dichloroethene	trans-1,2-Dichloroethene	cis-1,2-Dichloroethene	Trichloroethene	Tetrachloroethene
LC34-DPT0335-008.0-20110914	9/14/2011	0955	Water	50	**92**	<50	**60**	**1700**	<15 I	<50
LC34-DPT0335-013.0-20110914	9/14/2011	1010	Water	200	**1100**	<200	**210**	**7300**	<60 I	<200
LC34-DPT0335-018.0-20110914	9/14/2011	1019	Water	100	**3500**	<100	**170**	**4900**	<30 I	<100
LC34-DPT0335-025.0-20110914	9/14/2011	1032	Water	1, 10	**520**	<1.0	**15.4**	**26.5**	<1.0	<1.0
LC34-DPT0335-038.0-20110914	9/14/2011	1108	Water	1	**1.4**	<1.0	<1.0	**2.3**	<1.0	<1.0
LC34-DPT0336-008.0-20110914	9/14/2011	1141	Water	1	**106**	<1.0	<1.0	**58.9**	<1.0	<1.0
LC34-DPT0336-013.0-20110914	9/14/2011	1153	Water	50	**520**	<50	**59**	**1900**	<15 I	<50
LC34-DPT0336-018.0-20110914	9/14/2011	1338	Water	500	**3300**	<500	**320 I**	**12000**	<150 I	<500
LC34-DPT0336-025.0-20110914	9/14/2011	1358	Water	5, 50	**2200**	<5.0	**10**	**85**	<1.5 I	<5.0
LC34-DPT0336-038.0-20110914	9/14/2011	1414	Water	2	**7.5**	<2.0	<2.0	**23**	<2.0	<2.0
LC34-DPT0337-008.0-20110914	9/14/2011	1444	Water	5	**13**	<5.0	<5.0	**6.3**	<1.5 I	<5.0
LC34-DPT0337-013.0-20110914	9/14/2011	1505	Water	5	**100**	<5.0	<5.0	**52**	<1.5 I	<5.0
LC34-DPT0337-018.0-20110914	9/14/2011	1519	Water	100	**660**	<100	**93 I**	**2900**	<30 I	<100
LC34-DPT0337-025.0-20110914	9/14/2011	1534	Water	200	**5800**	<200	**210**	**6200**	<60 I	<200
LC34-DPT0337-038.0-20110914	9/14/2011	1551	Water	1	**2.8**	<1.0	<1.0	**7.4**	<1.0	<1.0
LC34-DPT0338-008.0-20110914	9/14/2011	1625	Water	1	**57.2**	<1.0	<1.0	**26.6**	<1.0	<1.0
LC34-DPT0338-013.0-20110914	9/14/2011	1650	Water	5	**110**	<5.0	<5.0	**210**	<1.5 I	<5.0
LC34-DPT0338-018.0-20110914	9/14/2011	1705	Water	50	**530**	<50	<50	**1200**	<15 I	<50
LC34-DPT0338-025.0-20110914	9/14/2011	1715	Water	500	**13000**	<500	**420 I**	**14000**	<150 I	<500

Reporting units for waters are ug/L and for soils are mg/kg.

KB LABS, INC.

Final Data Report
NASA LC34
KSC, FL

Prepared for: Geosyntec

Samplel ID	Analysis Date	Sample Time	Matrix	Dilution Factor	Vinyl chloride	1,1-Dichloroethene	trans-1,2-Dichloroethene	cis-1,2-Dichloroethene	Trichloroethene	Tetrachloroethene
LC34-DPT0338-038.0-20110914	9/14/2011	1735	Water	1	**8.7**	<1.0	<1.0	**9.5**	<1.0	<1.0
LC34-IDW183866-20110914	9/14/2011	1803	Water	20	**420**	<20	<20	**770**	**110**	<20
LC34-DPT0339-008.0-20110915	9/15/2011	0807	Water	1	**17.5**	<1.0	<1.0	**3.5**	<1.0	<1.0
LC34-DPT0339-013.0-20110915	9/15/2011	0820	Water	5	**180**	<5.0	<5.0	**140**	<1.5 I	<5.0
LC34-DPT0339-018.0-20110915	9/15/2011	0831	Water	100	**1200**	<100	<100	**3200**	<30 I	<100
LC34-DPT0339-025.0-20110915	9/15/2011	0843	Water	200	**16000**	<200	**170 I**	**5700**	<60 I	<200
LC34-DPT0339-038.0-20110915	9/15/2011	0900	Water	5	**140**	<5.0	<5.0	**170**	<1.5 I	<5.0
LC34-DPT0250-013.0-20110915	9/15/2011	1019	Water	100	**820**	<100	**71 I**	**3800**	<30 I	<100
LC34-DPT0340-008.0-20110915	9/15/2011	1044	Water	50	**460**	<50	**36 I**	**1600**	**90**	<50
LC34-DPT0340-013.0-20110915	9/15/2011	1055	Water	100	**1100**	<100	**74 I**	**4100**	<30 I	<100
LC34-DPT0340-018.0-20110915	9/15/2011	1108	Water	100	**1200**	<100	**71 I**	**4400**	<30 I	<100
LC34-DPT0340-025.0-20110915	9/15/2011	1122	Water	100	**840**	<100	<100	**3300**	<30 I	<100
LC34-DPT0177-013.0-20110915	9/15/2011	1154	Water	500	**1300**	<500	**390 I**	**13000**	**270 I**	<500
LC34-DPT0097-008.0-20110915	9/15/2011	1325	Water	2	**1.0 I**	<2.0	<2.0	**4.2**	<2.0	<2.0
LC34-DPT0097-013.0-20110915	9/15/2011	1338	Water	2	**18**	<2.0	<2.0	**13**	<2.0	<2.0
LC34-DPT0122-008.0-20110915	9/15/2011	1358	Water	1	<1.0	<1.0	<1.0	<1.0	<1.0	<1.0
LC34-DPT0122-013.0-20110915	9/15/2011	1404	Water	1, 10	**210**	<1.0	**5.8**	**9.8**	<1.0	<1.0
LC34-DPT0069-008.0-20110915	9/15/2011	1431	Water	1, 5	**130**	<1.0	**4.7**	**65.7**	<1.0	<1.0
LC34-DPT0069-013.0-20110915	9/15/2011	1447	Water	10	**310**	<10	**15**	**410**	<3.0 I	<10

KB LABS, INC.

Final Data Report
NASA LC34
KSC, FL

Prepared for: Geosyntec

Samplel ID	Analysis Date	Sample Time	Matrix	Dilution Factor	Vinyl chloride	1,1-Dichloroethene	trans-1,2-Dichloroethene	cis-1,2-Dichloroethene	Trichloroethene	Tetrachloroethene
LC34-DPT0242-008.0-20110915	9/15/2011	1520	Water	2	**91**	<2.0	**3.3**	**40**	<2.0	<2.0
LC34-DPT0341-008.0-20110915	9/15/2011	1554	Water	1	<1.0	<1.0	<1.0	<1.0	<1.0	<1.0
LC34-DPT0341-013.0-20110915	9/15/2011	1603	Water	1	<1.0	<1.0	<1.0	**4.9**	<1.0	<1.0
LC34-DPT0341-018.0-20110915	9/15/2011	1617	Water	50	**94**	<50	**19 I**	**1900**	<15 I	<50
LC34-DPT0341-025.0-20110915	9/15/2011	1629	Water	200	**1400**	<200	**88 I**	**7200**	<60 I	<200
LC34-DPT0341-038.0-20110915	9/15/2011	1645	Water	1	<1.0	<1.0	<1.0	**6.7**	<1.0	<1.0
LC34-IDW185397-20110915	9/15/2011	1750	Water	5	**77**	<5.0	**3.7 I**	**220**	<1.5 I	**5.6**
LC34-DPT0342-008.0-20110916	9/16/2011	0756	Water	1	<1.0	<1.0	<1.0	<1.0	<1.0	<1.0
LC34-DPT0342-013.0-20110916	9/16/2011	0806	Water	1	<1.0	<1.0	<1.0	**5.4**	<1.0	<1.0
LC34-DPT0342-018.0-20110916	9/16/2011	0820	Water	20	**46**	<20	**14 I**	**850**	<6.0 I	<20
LC34-DPT0342-025.0-20110916	9/16/2011	0832	Water	10	**63**	<10	**11**	**430**	<3.0 I	<10
LC34-DPT0342-038.0-20110916	9/16/2011	0850	Water	1	<1.0	<1.0	<1.0	<1.0	<1.0	<1.0
LC34-DPT0291-038.0-20110916	9/16/2011	0937	Water	2	**8.3**	<2.0	<2.0	**73**	<2.0	<2.0
LC34-DPT0343-008.0-20110916	9/16/2011	1005	Water	1	<1.0	<1.0	<1.0	<1.0	<1.0	<1.0
LC34-DPT0343-013.0-20110916	9/16/2011	1024	Water	1	<1.0	<1.0	<1.0	**6.7**	<1.0	<1.0
LC34-DPT0343-018.0-20110916	9/16/2011	1035	Water	1	**1.4**	<1.0	<1.0	**33.6**	<1.0	<1.0
LC34-DPT0343-025.0-20110916	9/16/2011	1046	Water	10	**80**	<10	**7.3 I**	**520**	<3.0 I	<100
LC34-DPT0343-038.0-20110916	9/16/2011	1102	Water	1	<1.0	<1.0	<1.0	<1.0	<1.0	<1.0
LC34-DPT0344-008.0-20110916	9/16/2011	1230	Water	1	**4.2**	<1.0	**1.0**	**44.0**	<1.0	<1.0

Reporting units for waters are ug/L and for soils are mg/kg.

KB LABS, INC.

Final Data Report
NASA LC34
KSC, FL

Prepared for: Geosyntec

Samplel ID	Analysis Date	Sample Time	Matrix	Dilution Factor	Vinyl chloride	1,1-Dichloroethene	trans-1,2-Dichloroethene	cis-1,2-Dichloroethene	Trichloroethene	Tetrachloroethene
LC34-DPT0344-013.0-20110916	9/16/2011	1329	Water	5	**46**	<5.0	**3.1 I**	**180**	<1.5 I	<5.0
LC34-DPT0344-018.0-20110916	9/16/2011	1256	Water	5	**24**	<5.0	<5.0	**250**	<1.5 I	<5.0
LC34-DPT0344-025.0-20110916	9/16/2011	1314	Water	10	**120**	<10	**6.5 I**	**350**	<3.0 I	<10
LC34-DPT0344-038.0-20110916	9/16/2011	1340	Water	1	<1.0	<1.0	<1.0	<1.0	<1.0	<1.0
LC34-DPT0344-043.0-20110916	9/16/2011	1401	Water	1	<1.0	<1.0	<1.0	<1.0	<1.0	<1.0
LC34-DPT0345-008.0-20110916	9/16/2011	1439	Water	2	**18**	<2.0	**1.4 I**	**72**	<2.0	<2.0
LC34-DPT0345-013.0-20110916	9/16/2011	1449	Water	10	**210**	<10	**7.6 I**	**540**	<3.0 I	<10
LC34-DPT0345-018.0-20110916	9/16/2011	1502	Water	10	**32**	<10	<10	**370**	<3.0 I	<10
LC34-DPT0345-025.0-20110916	9/16/2011	1529	Water	10	**18**	<10	<10	**330**	<3.0 I	<10
LC34-DPT0345-038.0-20110916	9/16/2011	1543	Water	1	<1.0	<1.0	<1.0	<1.0	<1.0	<1.0
LC34-DPT0345-043.0-20110916	9/16/2011	1558	Water	1	<1.0	<1.0	<1.0	<1.0	<1.0	<1.0
LC34-IDW185398-20110916	9/16/2011	1651	Water	1	**23.3**	<1.0	**1.1**	**63.5**	<1.0	<1.0

Reporting units for waters are ug/L and for soils are mg/kg.

CHAIN-OF-CUSTODY RECORD

Mobile Laboratory Services

☐ 25132 SW 1st Avenue
Newberry, FL 32669
TEL (352) 367-0073
FAX (352) 472-5832

☐ 200 Quade Drive
Cary, NC 27513
TEL (919) 678-0030

MOBILE UNIT # KB 1

CLIENT NAME	PROJECT NAME & ADDRESS		BATCH # (Lab Use Only)
Geosyntec	LC34 NASA KSC, FL		
SAMPLERS	CONTACT PERSON		
	Derek		

PRESERVATION: C Chilled; H HCL; Ot Other (see Remarks)

SAMPLE FIELD ID.\ NUMBER 20110914	DATE SAMPLED	TIME SAMPLED	COMP.	GRAB	DATE REC'D	TIME REC'D	STATION LOCATION / No.	SAMPLE MATRIX	NUMBER OF CONTAINERS	VOLATILES (IDENTIFY PARAMETERS DESIRED AND NO. OF CONTAINERS)	COMMENT / SAMPLE PRE FIX
LC34 DPT0332-008.0	9/14/11	0955		✓	9/14/11	1014		W	2	✓	
-013.0		1010				1014					
-018.0		1019				1225					
-025.0		1032									
-038.0		1108									
DPT0333-008.0		1141									
-013.0		1153									
-018.0		1338				1435					
-025.0		1358									
-038.0		1414									
DPT0334-008.0		1444				1513					
-013.0		1505				1513					
-018.0		1519				1608					
-025.0		1534									
-038.0		1551									

	Date / Time		Date / Time	
Precleaned Containers Relinquished by: *(Signature)*		Received by: *(Signature)*		**Remarks and Observations**
Relinquished by: *(Signature)*	Date / Time	Received by: *(Signature)*	Date / Time	

Matrix Types S Soil SW Surface Water GW Ground Water SG Soil Gas

CHAIN-OF-CUSTODY RECORD

Mobile Laboratory Services

☐ 25132 SW 1st Avenue
Newberry, FL 32669
TEL (352) 367-0073
FAX (352) 472-5832

☐ 200 Quade Drive
Cary, NC 27513
TEL (919) 678-0030

MOBILE UNIT # KB1

CLIENT NAME	PROJECT NAME & ADDRESS		BATCH # (Lab Use Only)
Geosyntec	NASA LC34 KSC, FL		
SAMPLERS	CONTACT PERSON		
	Dr. K		

PRESERVATION: C Chilled; H HCL; Ot Other (see Remarks)

SAMPLE FIELD ID.\ NUMBER	DATE SAMPLED	TIME SAMPLED	COMP.	GRAB	DATE REC'D	TIME REC'D	STATION LOCATION / No.	SAMPLE MATRIX	NUMBER OF CONTAINERS	VOLATILES (IDENTIFY PARAMETERS DESIRED AND NO. OF CONTAINERS)	COMMENT / SAMPLE PRE FIX
20110914											
LC34 DPT0035-008.0	9/14/11	1625		✓	9/15/11	1658		W	2	✓	
-013.0		1650				1658					
-018.0		1705				1800					
-025.0		1715									
-038.0		1735									
IDW 183866-20110914		1803				1809					
20110915											
LC34 DPT0336-008.0	9/15/11	0807		✓	9/15/11	1000		W	2	✓	
-013.0		0820									
-018.0		0831									
-025.0		0843									
-038.0		0900									
DPT0250-013.0		1019				1130					
DPT0337-008.0		1044									
DPT0337-013.0		1055									

	Date / Time	Received by: *(Signature)*	Date / Time	Remarks and Observations
Precleaned Containers Relinquished by: *(Signature)*				
Relinquished by: *(Signature)*	Date / Time	Received by: *(Signature)*	Date / Time	
			9/15/11	

Matrix Types S Soil SW Surface Water GW Ground Water SG Soil Gas

CHAIN-OF-CUSTODY RECORD

Mobile Laboratory Services

☐ 25132 SW 1st Avenue
Newberry, FL 32669
TEL (352) 367-0073
FAX (352) 472-5832

☐ 200 Quade Drive
Cary, NC 27513
TEL (919) 678-0030

MOBILE UNIT # KB1

CLIENT NAME	PROJECT NAME & ADDRESS
Geosyntec	NASA LC34
SAMPLERS	CONTACT PERSON: Derik
	BATCH # (Lab Use Only)

PRESERVATION: C Chilled; H HCL; Ot Other (see Remarks)

	SAMPLE FIELD ID.\ NUMBER 20110915	DATE SAMPLED	TIME SAMPLED	COMP.	GRAB	DATE REC'D	TIME REC'D	STATION LOCATION / No.	SAMPLE MATRIX	NUMBER OF CONTAINERS	IDENTIFY PARAMETERS DESIRED AND NO. OF CONTAINERS: VOLATILES				COMMENT / SAMPLE PRE FIX
LC34	DPT0337 - 018.0 -	9/15/11	1108		✓	9/15/11	1130		W	2	✓				
	DPT0337 - 025.0		1122				1130								
	DPT0177 - 013.0		1154				1203								
	DPT0097 - 008.0		1325				1341								
	DPT0097 - 013.0		1338				1341								
	DPT0122 - 008.0		1353				1408								
	DPT0122 - 013.0		1404				1408								
	DPT0069 - 008.0		1431				1457								
	DPT0069 - 013.0		1447				1457								
	DPT0242 - 008.0		1520				1531								
	DPT0338 - 008.0		1554				1617								
	- 013.0		1603												
	- 018.0		1617												
	- 025.0		1629				1656								
	- 038.0		1645				1656								

Precleaned Containers Relinquished by: *(Signature)*	Date / Time	Received by: *(Signature)*	Date / Time
Relinquished by: *(Signature)*	Date / Time	Received by: *(Signature)*	Date / Time 9/15/11

Remarks and Observations

Matrix Types S Soil SW Surface Water GW Ground Water SG Soil Gas

CHAIN-OF-CUSTODY RECORD

Mobile Laboratory Services

☐ 25132 SW 1st Avenue
Newberry, FL 32669
TEL (352) 367-0073
FAX (352) 472-5832

☐ 200 Quade Drive
Cary, NC 27513
TEL (919) 678-0030

MOBILE UNIT # KB1

CLIENT NAME	PROJECT NAME & ADDRESS	
Geosyntec	NASA LC34	KSC, FL
SAMPLERS	CONTACT PERSON	BATCH # (Lab Use Only)
	Derek	

PRESERVATION: C Chilled; H HCL; Ot Other (see Remarks)

SAMPLE FIELD ID.\ NUMBER	DATE SAMPLED	TIME SAMPLED	COMP.	GRAB	DATE REC'D	TIME REC'D	STATION LOCATION / No.	SAMPLE MATRIX	NUMBER OF CONTAINERS	VOLATILES (IDENTIFY PARAMETERS DESIRED AND NO. OF CONTAINERS)	COMMENT / SAMPLE PRE FIX
LC34 IDW 185394 - 20110915	9/15/11	1750		✓	9/15/11	1800		W	1	✓	
LC34 DPT0339 -008.0	9/16/11	0758		✓	9/16/11	0900		W	2	✓	
-013.0		0806									
-018.0		0820									
-025.0		0832									
-038.0		0850				↓					
DPT0291 -038.0		2937				0946					
DPT0340 -008.0		1005				1037					
-013.0		1024				↓					
-018.0		1035									
-025.0		1046				1145					
-038.0		1102				1145					
DPT0341 - 008.0		1230				1302					
DPT0341 -018.0		1256		↓	↓	1302		↓	↓	↓	

Precleaned Containers Relinquished by: *(Signature)*	Date / Time	Received by: *(Signature)*	Date / Time	**Remarks and Observations**
Relinquished by: *(Signature)*	Date / Time	Received by: *(Signature)*	Date / Time 9/16/11	

Matrix Types S Soil SW Surface Water GW Ground Water SG Soil Gas

CHAIN-OF-CUSTODY RECORD

Mobile Laboratory Services

☐ 25132 SW 1st Avenue
Newberry, FL 32669
TEL (352) 472-5830
FAX (352) 472-5832

☐ 200 Quade Drive
Cary, NC 27513
TEL (919) 678-0030

MOBILE UNIT # KB1

CLIENT NAME	PROJECT NAME & ADDRESS	
Geosyntec	NASA LC34	KSC, FL
SAMPLERS	CONTACT PERSON	BATCH # (Lab Use Only)
	Derik	

PRESERVATION: C Chilled; H HCL; Ot Other (see Remarks)

	SAMPLE FIELD ID.\ NUMBER 20.10916	DATE SAMPLED	TIME SAMPLED	COMP.	GRAB	DATE REC'D	TIME REC'D	STATION LOCATION / No.	SAMPLE MATRIX	NUMBER OF CONTAINERS	VOLATILES				COMMENT / SAMPLE PRE FIX
LC34	DPT0341-025.0	9/16/11	1314		✓	9/16/11	1318		W	2	✓				
	-013.0		1329				1331								
	-038.0		1340				1416								
	-043.0		1401				1416								
	DPT0342-008.0		1439				1512								
	-013.0		1449												
	-018.0		1502												
	-025.0		1529				1615								
	-038.0		1543												
	-043.0		1558												
	IDW 185398-20.10916		1651				1700								
								N/A TL							
								9/16/11							

Precleaned Containers Relinquished by: *(Signature)*	Date / Time	Received by: *(Signature)*	Date / Time	Remarks and Observations
Relinquished by: *(Signature)*	Date / Time	Received by: *(Signature)*	Date / Time	

Matrix Types S Soil SW Surface Water GW Ground Water SG Soil Gas

DPT AND MONITORING WELL SAMPLING

ANALYTICAL LABORATORIES OF FLORIDA, INC.
AND
SGS NORTH AMERICA, INC.

LABORATORY DATA

Analytical Laboratories of Florida, Inc.

May 26, 2018

Lee Leck
Sample Management Coordinator
TetraTech NUS, Inc.
Project Name: LC34 Site, KSC, Fl.

Re: PDF - Analytical Data Package

Analytical Laboratories of Florida, Inc. (ALF) office located at 2265 Leaside Court, Merritt Island, Florida provided laboratory services for TetraTech NUS, Inc. at the Launch Complex 34 (LC34) area of Kennedy Space Center during direct push temporary well sample collection. The site is located at NASA's Kennedy Space Center, Florida complex. The laboratory contact is Dale Schamp at 321-258-1355. The laboratory project name is TT050718. Analysis was performed utilizing EPA8260C methodology. A total of 320 ground water samples were analyzed by Dale Schamp (Chemist) over a period of fifteen days from May 7 - 25, 2018. The project utilized one mobile laboratories over the duration of the project. The mobile laboratories are certified (Certification Number E83934 or E831090) by the Florida Department of Health using the guidelines of the national NELAC certification program. TetraTech's Information System's Group (http://isg.ttnus.com) specified the excel spreadsheet format utilized to transport environmental analytical data to TetraTech in an electronic format. ALF's data was submitted to TetraTech under file name EDD.NASA.LC34.050718total on May 25, 2018.

TetraTech/NUS' Project Manager is Mark Jonnet out of the Pittsburgh, Pa. office. The Prime Contact's subcontract number is S1102677. The mobile laboratory was utilized to perform laboratory analysis to delineate volatile organic contamination in the groundwater at various NASA sites. The contaminants of concern included vinyl chloride, cis/trans-1,2-DCE, and trichloroethene . The sample analysis load was expected to be up to 25 samples per day.

ALF performed the sample extraction with a Teledyne Stratum sample concentrator utilizing a purge and trap technique. The EPA 5030 method was used as a guideline for this procedure. The process involved is done by purging a gas (UHP helium) through a known sample volume (10 ml – undiluted) at a constant flow rate and specific time. This process transfers the contaminants of concern (COC) from the liquid matrix (groundwater) onto the trap. The trap is then heated to 250C releasing the compounds from the trap into the GC/MS system. An electronic value inside

P.O. Box 349, Cape Canaveral, Florida 32920
E mail: dale.schamp@alf1992.info
Cell phone: 321–258-1355

the Stratum sample concentrator is electronically moved from the load position to the inject position to transfer the COCs to the GC/MS.

ALF's GC/MS system consists of a Stratum PTC hooked up to an Agilent 6890 (or Model 7890) Gas Chromatograph in series with an Agilent 5973 (or Model 5975C) MS detector. The COCs are separated by the gradual increase of temperature of GC oven from 45C to 200C and the column's internal coating. ALF's column of choice is a J&W DB-VRX 20 meter, 0.18mm ID, 1um df. This setup closely follows the requirements of EPA Method 8260C for identification and quantification.

The target compound list had a very wide range of project specific detection limit requirements between 1 and 100 ppb to meet the Florida GCTLs. The lab settled on a method detection level for all compounds of 1 ppb. This detection level allowed the compounds to be analyzed in the scan sensitivity mode only.

The compounds are identified by two ways: retention time and ion spectrum. Simply under repetitive flow rates and consistent oven variation of temperatures a compound will pass through a detector at the same time for unknown samples and known calibration standards. The time, after the start of a run, the compound passes through a detector to give a peak type response is known as the retention time. This is how any Gas Chromatograph with a detector identifies a compound. The MS detector has the additional power of compound ion spectrums which occur when the compounds are bombarded with electrons as they pass into the detector which causes the compounds to fragment. Each COC fragments differently from all other compounds thus this is an additional aid in identifying compounds. In the SIM mode, the detector looks for specific compound fragments which increase detector sensitivity.

The compounds are quantified by comparing area responses of unknown sample concentrations to known calibration standards. The greater the peak area response the greater the concentration of the COC present.

Dale Schamp was the designated Field Chemist for this project. Each day on the Field Activity Form (FAF), the sample analyst would document the sample field description, matrix, sample's date and collection time for each sample received. The FAF also recorded the date and time the sample was received by the mobile laboratory.

P.O. Box 349, Cape Canaveral, Florida 32920
E mail: dale.schamp@alf1992.info
Cell phone: 321–258-1355

Analytical Laboratories of Florida, Inc.

The FAF was also used to record the sample analysis time and volume utilized to perform the analysis. The GC/MS system is linear to 500 ppb for the COCs. Mr. Schamp may have utilized one or two SRI GC systems to determine the sample size which was required to run the sample on the GC/MS. This sample pre-screening process prevented the field chemist from doing multiple runs due to high COC concentrations in the groundwater sample which in turn allowed him to get the final data to the contractor quicker.

Quality Assurance (QA) is an important part of sample analysis. QA is utilized to aid in the measurement of the data quality generated. The FDEP and EPA methods require the mobile laboratory run: a calibration curve, laboratory duplicates, laboratory matrix spikes, daily instrument tune checks, daily method blanks, internal standards, surrogate standards and calibration check standards. Other than the initial calibration standards curves and tune checks, this information can be found in the Excel Data Summary Tables provided and/or the overall Project EDD table required by TetraTech.

Once the sample's analysis was completed, the chemist entered the data into an Excel Data Summary Table spreadsheet. ALF analyzed 13 sample(s) for matrix spike analysis to determine whether the samples themselves cause interferences with the data generation. Project requirements specify 5 % while ALF's frequency was 7.8 % (13/320). ALF analyzed 13 sample duplicate(s) to check analysis reproducibility. This is also required at a frequency of 5% while ALF did this at a rate of 7.8 % (13/320).

The following information is attached or included in the electronic deliverables:

1. TetraTech EDD Data Summary Tables which includes QC data
2. Field Activities Forms
3. A Copy of this Project Summary

The data generated has been reviewed and submitted under TetraTech's EDD format and the data has been reviewed by TetraTech personnel for errors. I can be reached at 321-258-1355, if you have any follow-up questions.

Sincerely,
ANALYTICAL LABORATORIES OF FLORIDA, INC.

Dale A Schamp

Dale Schamp
Chemist

P.O. Box 349, Cape Canaveral, Florida 32920
E mail: dale.schamp@alf1992.info
Cell phone: 321–258-1355

ANALYTICAL LABORATORIES OF FLORIDA

FIELD ACTIVITIES FORM

Project Name: LC34 Site ALF Project: TT050818

Address: KSC, Fl.

PROJECT NOTES:

Method: EPA8260; Target Compounds: Vinyl chloride, 1,1-DCE, Freon 113, c/t-12,DCE andTCE. Lab#1/GC#5

5/11/18 Activities:

0937 Run method blank in (fn: 051118blk1.d) 10 ml H20. All analyte responses equal to or < 5% of lowest quantitation calibration standard except TCE. Use "B" Qualifier.TuneGood.

0940 Rec 1 GW sample (2 @ 40 ml VOA vials) from CS. Field No. DP0610@13' (0935); LabID TT050718-W81

0952 Run 10ml H20 with 100ng spike (fn: 051118ccv1.d). All compound responses between within 20 % expected response and ion ratios within 30% expected ratio.

0950 Rec 1 GW sample (2 @ 40 ml VOA vials) from CS. Field No. DP0610@18' (0945); LabID TT050718-W82

0959 Remove 10 ml GW sample W-80 from VOA vial W-80C-1. Add int/surr stds. Load onto PT-3. FN: DPT0610@8' / Lab ID:TT050718-W-80. 1009 Inject

1000 Rec 1 GW sample (2 @ 40 ml VOA vials) from CS. Field No. DP0610@23' (0955); LabID TT050718-W83

1015 Rec 1 GW sample (2 @ 40 ml VOA vials) from CS. Field No. DP0610@28' (1010); LabID TT050718-W84

1016 Remove 10 ml GW sample W-81 from VOA vial W-81C-1. Add int/surr stds. Load onto PT-3. FN: DPT0610@13' / Lab ID:TT050718-W-81. 1026 Inject

1028 Rec 1 GW sample (2 @ 40 ml VOA vials) from CS. Field No. DP0610@33' (1025); LabID TT050718-W85

1032 Remove 1 ml GW sample W-82 from VOA vial W-82C-1. Add int/surr stds. Load onto PT-3. FN: DPT0610@18' / Lab ID:TT050718-W-82. 1042 Inject

1045 Rec 1 GW sample (2 @ 40 ml VOA vials) from CS. Field No. DP0610@38' (1040); LabID TT050718-W86

1047 Remove 5 ml GW sample W-81 from VOA vial W-81C-2. Add int/surr stds. Load onto PT-3. FN: DPT0610@13' / Lab ID:TT050718-W-81DUP. 1057 Inject

1100 Rec 1 GW sample (2 @ 40 ml VOA vials) from CS. Field No. DP0610@43' (1055); LabID TT050718-W87

1102 Remove 0.25 ml GW sample W-83 from VOA vial W-83C-1. Add int/surr stds. Load onto PT-3. FN: DPT0610@23' / Lab ID:TT050718-W-83. 1112 Inject

1113 Rec 1 GW sample (2 @ 40 ml VOA vials) from CS. Field No. DP0610@48' (1110); LabID TT050718-W88

1117 Remove 0.1 ml GW sample W-84 from VOA vial W-84C-1. Add int/surr stds. Load onto PT-3. FN: DPT0610@28' / Lab ID:TT050718-W-84. 1127 Inject

1132 Remove 0.035 ml GW sample W-85 from VOA vial W-85C-1. Add int/surr stds. Load onto PT-3. FN: DPT0610@33' / Lab ID:TT050718-W-85. 1142 Inject

1145 Rec 1 GW sample (2 @ 40 ml VOA vials) from CS. Field No. DP0610@53' (1140); LabID TT050718-W89

1148 Remove 0.1 ml GW sample W-86 from VOA vial W-86C-1. Add int/surr stds. Load onto PT-3. FN: DPT0610@38' / Lab ID:TT050718-W-86. 1158 Inject

1203 Remove 0.25 ml GW sample W-87 from VOA vial W-87C-1. Add int/surr stds. Load onto PT-3. FN: DPT0610@43' / Lab ID:TT050718-W-87. 1213 Inject

1210 Rec 1 GW sample (2 @ 40 ml VOA vials) from CS. Field No. DP0610@58' (1205); LabID TT050718-W90

1220 Remove 2 ml GW sample W-88 from VOA vial W-88C-1. Add int/surr stds. Load onto PT-3. FN: DPT0610@48' / Lab ID:TT050718-W-88. 1230 Inject

1230 Rec 1 GW sample (2 @ 40 ml VOA vials) from CS. Field No. DP0610@63' (1225); LabID TT050718-W91

1236 Remove 3 ml GW sample W-89 from VOA vial W-89C-1. Add int/surr stds. Load onto PT-3. FN: DPT0610@53' / Lab ID:TT050718-W-89. 1246 Inject

1252 Remove 3 ml GW sample W-89 from VOA vial W-89C-2. Add 100NG,int/surr stds. Load onto PT-3. FN: DPT0610@53' / Lab ID:TT050718-W-89mS. 1302 Inject

1255 Rec 1 GW sample (2 @ 40 ml VOA vials) from CS. Field No. DP0610@68' (1250); LabID TT050718-W92

1308 Remove 10 ml GW sample W-89 from VOA vial W-89C-2syringe. Add int/surr stds. Load onto PT-3. FN: DPT0610@53' / Lab ID:TT050718-W-89R. 1318 Inject

1324 Remove 10 ml GW sample W-90 from VOA vial W-90C-1. Add int/surr stds. Load onto PT-3. FN: DPT0610@58' / Lab ID:TT050718-W-90. 1334 Inject

1330 Rec 1 GW sample (2 @ 40 ml VOA vials) from CS. Field No. DP0610@73' (1325); LabID TT050718-W93

1338 Remove 10 ml GW sample W-91 from VOA vial W-91C-1. Add int/surr stds. Load onto PT-3. FN: DPT0610@63' / Lab ID:TT050718-W-91. 1348 Inject

1350 Rec 1 GW sample (2 @ 40 ml VOA vials) from CS. Field No. DP0610@78' (1345); LabID TT050718-W94

1355 Remove 10 ml GW sample W-92 from VOA vial W-92C-1. Add int/surr stds. Load onto PT-3. FN: DPT0610@68' / Lab ID:TT050718-W-92. 1405 Inject

1405 Rec 1 GW sample (2 @ 40 ml VOA vials) from CS. Field No. DP0610@83' (1405); LabID TT050718-W95

1411 Remove 10 ml GW sample W-93 from VOA vial W-93C-1. Add int/surr stds. Load onto PT-3. FN: DPT0610@73' / Lab ID:TT050718-W-93. 1421 Inject

1427 Remove 0.5 ml GW sample W-94 from VOA vial W-94C-1. Add int/surr stds. Load onto PT-3. FN: DPT0610@78' / Lab ID:TT050718-W-94. 1437 Inject

1441 Remove 10 ml GW sample W-95 from VOA vial W-95C-1. Add int/surr stds. Load onto PT-3. FN: DPT0610@83' / Lab ID:TT050718-W-95. 1451 Inject

1508 Run method blank in (fn: 051118blk2.d) 10 ml H20. All analyte responses equal to or < 5% of lowest quantitation calibration standard.

1520 Discard samples in IDW drum.

5/14/18 Activities:

0940 Rec 1 GW sample (2 @ 40 ml VOA vials) from CS on ice. Temp = 56F. Field No. DP0611@8' (0925); LabID TT050718-W96

0940 Rec 1 GW sample (2 @ 40 ml VOA vials) from CS on ice. Field No. DP0611@13' (0935); LabID TT050718-W97

0945 Run BFB Dynamic hardware tune ; Refrigerator # 2 temp < -5C ; Ambient temp 82 F. Rain. National B7950-VZO 40 ml clear vials Lot# 00246366

0955 Rec 1 GW sample (2 @ 40 ml VOA vials) from CS on ice. Field No. DP0611@18' (0950); LabID TT050718-W98

1002 Run method blank in (fn: 051418blk1.d) 10 ml H20. All analyte responses equal to or < 5% of lowest quantitation calibration standard. TuneGood.

1010 Rec 1 GW sample (2 @ 40 ml VOA vials) from CS on ice. Field No. DP0611@23' (1005); LabID TT050718-W99

1018 Run 10ml H20 with 100ng spike (fn: 051418ccv1.d). All compound responses between within 20 % expected response and ion ratios within 30% expected ratio.

1024 Remove 10 ml GW sample W-96 from VOA vial W-96C-1. Add int/surr stds. Load onto PT-3. FN: DPT0611@8' / Lab ID:TT050718-W-96. 1034 Inject

1026 Rec 1 GW sample (2 @ 40 ml VOA vials) from CS on ice. Field No. DP0611@28' (1020); LabID TT050718-W100

1040 Remove 10 ml GW sample W-96 from VOA vial W-96C-2. Add 100ng,int/surr stds. Load onto PT-3. FN: DPT0611@8' / Lab ID:TT050718-W-96MS. 1050 Inject

1043 Rec 1 GW sample (2 @ 40 ml VOA vials) from CS on ice. Field No. DP0611@33' (1035); LabID TT050718-W101

1055 Remove 10 ml GW sample W-97 from VOA vial W-97C-1. Add int/surr stds. Load onto PT-3. FN: DPT0611@13' / Lab ID:TT050718-W-97. 1105 Inject

1100 Rec 1 GW sample (2 @ 40 ml VOA vials) from CS on ice. Field No. DP0611@38' (1055); LabID TT050718-W102

1110 Remove 0.25ml GW sample W-98 from VOA vial W-98C-1. Add int/surr stds. Load onto PT-3. FN: DPT0611@18' / Lab ID:TT050718-W-98. 1120 Inject

Sampler / Company On-site: Chuck Sorden - Tetratech

Delays:

Weather:

Date: 5/11,14/18

Signature:

Important phone calls / Changes:

ANALYTICAL LABORATORIES OF FLORIDA

FIELD ACTIVITIES FORM

Project Name: LC34 Site ALF Project: TT050818

Address: KSC, Fl.

PROJECT NOTES:

Method: EPA8260; Target Compounds: Vinyl chloride, 1,1-DCE, Freon 113, c/t-12,DCE andTCE. Lab#1/GC#5

5/14/18 Activities:

1110 Rec 1 GW sample 2 @ 40 ml VOA vials) from CS on ice. Field No. DP0611@43' (1105); LabID TT050718-W103

1125 Remove 0.003 ml GW sample W-99 from VOA vial W-99C-1. Add int/surr stds. Load onto PT-3. FN: DPT0611@23' / Lab ID:TT050718-W-99. 1135 Inject

1140 Remove 0.1 ml GW sample W-98 from VOA vial W-98C-2. Add int/surr stds. Load onto PT-3. FN: DPT0611@18' / Lab ID:TT050718-W-98dup. 1150 Inject

1156 Remove 0.005 ml GW sample W-100 from VOA vial W-100C-1. Add int/surr stds. Load onto PT-3. FN: DPT0611@28' / Lab ID:TT050718-W-100. 1206 Inject

1221 Run method blank in (fn: 051418blk2.d) 10 ml H20. All analyte responses equal to or < 5% of lowest quantitation calibration standard.

1237 Run 10ml H20 with 100ng spike (fn: 051418ccv2.d). All compound responses between within 20 % expected response and ion ratios within 30% expected ratio.

1243 Remove 0.01 ml GW sample W-101 from VOA vial W-101C-1. Add int/surr stds. Load onto PT-3. FN: DPT0611@33' / Lab ID:TT050718-W-101. 1253 Inject

1300 Remove 0.035 ml GW sample W-102 from VOA vial W-102C-1. Add int/surr stds. Load onto PT-3. FN: DPT0611@38' / Lab ID:TT050718-W-102. 1310 Inject

1316 Remove 0.25 ml GW sample W-103 from VOA vial W-103C-1. Add int/surr stds. Load onto PT-3. FN: DPT0611@43' / Lab ID:TT050718-W-103. 1326 Inject

1332 Remove 0.035 ml GW sample W-102 from VOA vial W-102C-2. Add 10ng,int/surr stds. Load onto PT-3. FN: DPT0611@38' / Lab ID:TT050718-W-102MS. 1342 Inject

1347 Remove 1 ml GW sample W-103 from VOA vial W-103C-2. Add int/surr stds. Load onto PT-3. FN: DPT0611@43' / Lab ID:TT050718-W-103dup. 1357 Inject

1540 Depart due to rain.

5/15/18 Activities:

0818 Run BFB Dynamic hardware tune ; Refrigerator # 2 temp < -5C ; Ambient temp 76 F. Rain. National B7950-VZO 40 ml clear vials Lot# 00246366

0820 Run method blank in (fn: 051518blk1.d) 10 ml H20. All analyte responses equal to or < 5% of lowest quantitation calibration standard. TuneGood.

0835 Run 10ml H20 with 100ng spike (fn: 051518ccv1.d). All compound responses between within 20 % expected response and ion ratios within 30% expected ratio.

0840 Rec 1 GW sample 2 @ 40 ml VOA vials) from CS. Field No. DP0611@48' (0835); LabID TT050718-W104

0842 Remove 0.5 ml GW sample W-104 from VOA vial W-104C-1. Add int/surr stds. Load onto PT-3. FN: DPT0611@48' / Lab ID:TT050718-W-104. 0852 Inject

0859 Remove 0.05 ml GW sample W-104 from VOA vial W-104C-2. Add int/surr stds. Load onto PT-3. FN: DPT0611@48' / Lab ID:TT050718-W-104r. 0909 Inject

0914 Remove 0.025 ml GW sample W-104 from VOA vial W-104C-2 syringe. Add int/surr stds. Load onto PT-3. FN: DPT0611@48' / Lab ID:TT050718-W-104dup. 0924 Inject

0932 Remove 0.025 ml GW sample W-104 from VOA vial W-104C-2 syringe dup. Add 100ng,int/surr stds. Load onto PT-3. FN: DPT0611@48' / Lab ID:TT050718-W-104MS. 0942 Inject

0940 Rec 1 GW sample 2 @ 40 ml VOA vials) from CS. Field No. DP0611@53' (0935); LabID TT050718-W105

1000 Rec 1 GW sample 2 @ 40 ml VOA vials) from CS. Field No. DP0611@58' (0955); LabID TT050718-W106

1004 Remove 3 ml GW sample W-105 from VOA vial W-105C-1. Add int/surr stds. Load onto PT-3. FN: DPT0611@53' / Lab ID:TT050718-W-105. 1014 Inject

1020 Rec 1 GW sample 2 @ 40 ml VOA vials) from CS. Field No. DP0611@63' (1015); LabID TT050718-W107

1021 Remove 1 ml GW sample W-106 from VOA vial W-106C-1. Add int/surr stds. Load onto PT-3. FN: DPT0611@58' / Lab ID:TT050718-W-106. 1031 Inject

1037 Remove 1 ml GW sample W-107 from VOA vial W-107C-1. Add int/surr stds. Load onto PT-3. FN: DPT0611@63' / Lab ID:TT050718-W-107. 1047 Inject

1053 Rec 1 GW sample 2 @ 40 ml VOA vials) from CS. Field No. DP0611@68' (1050); LabID TT050718-W108

1104 Remove 1 ml GW sample W-108 from VOA vial W-108C-1. Add int/surr stds. Load onto PT-3. FN: DPT0611@68' / Lab ID:TT050718-W-108. 1114 Inject

1130 Rec 1 GW sample 2 @ 40 ml VOA vials) from CS. Field No. DP0611@73' (1125); LabID TT050718-W109

1206 Run 10ml H20 with 100ng spike (fn: 051518ccv2.d). All compound responses between within 20 % expected response and ion ratios within 30% expected ratio.

1222 Run method blank in (fn: 051518blk2.d) 10 ml H20. All analyte responses equal to or < 5% of lowest quantitation calibration standard.

1240 Rec 1 GW sample 2 @ 40 ml VOA vials) from CS. Field No. DP0611@78' (1235); LabID TT050718-W110

1243 Remove 3 ml GW sample W-109 from VOA vial W-109C-1. Add int/surr stds. Load onto PT-3. FN: DPT0611@73' / Lab ID:TT050718-W-109. 1253 Inject

1259 Remove 3 ml GW sample W-109 from VOA vial W-109C-2. Add int/surr stds. Load onto PT-3. FN: DPT0611@73' / Lab ID:TT050718-W-109dup. 1309 Inject

1258 Rec 1 GW sample 2 @ 40 ml VOA vials) from CS. Field No. DP0611@83' (1255); LabID TT050718-W111

1314 Remove 5 ml GW sample W-110 from VOA vial W-110C-1. Add int/surr stds. Load onto PT-3. FN: DPT0611@78' / Lab ID:TT050718-W-110. 1324 Inject

1329 Remove 5 ml GW sample W-110 from VOA vial W-110C-2. Add 100ng,int/surr stds. Load onto PT-3. FN: DPT0611@78' / Lab ID:TT050718-W-110MS. 1339 Inject

1345 Remove 10 ml GW sample W-111 from VOA vial W-111C-1. Add int/surr stds. Load onto PT-3. FN: DPT0611@83' / Lab ID:TT050718-W-111. 1355 Inject

1453 Rec 1 GW sample 2 @ 40 ml VOA vials) from CS. Field No. DP0612@8' (1455); LabID TT050718-W112

1453 Remove 10 ml GW sample W-112 from VOA vial W-112C-1. Add int/surr stds. Load onto PT-3. FN: DPT0612@8' / Lab ID:TT050718-W-112. 1503 Inject

1506 Rec 1 GW sample 2 @ 40 ml VOA vials) from CS. Field No. DP0612@13' (1505); LabID TT050718-W113

1508 Remove 10 ml GW sample W-113 from VOA vial W-113C-1. Add int/surr stds. Load onto PT-3. FN: DPT0612@13' / Lab ID:TT050718-W-113. 1518 Inject

1520 Rec 1 GW sample 2 @ 40 ml VOA vials) from CS. Field No. DP0612@18' (1515); LabID TT050718-W114

1530 Rec 1 GW sample 2 @ 40 ml VOA vials) from CS. Field No. DP0612@23' (1525); LabID TT050718-W115

1539 Remove 2 ml GW sample W-114 from VOA vial W-114C-2. Add int/surr stds. Load onto PT-3. FN: DPT0612@18' / Lab ID:TT050718-W-114.R 1549 Inject

1550 Rec 1 GW sample 2 @ 40 ml VOA vials) from CS. Field No. DP0612@28' (1540); LabID TT050718-W116

1600 Rec 1 GW sample 2 @ 40 ml VOA vials) from CS. Field No. DP0612@33' (1555); LabID TT050718-W117

1610 Remove 3 ml GW sample W-115 from VOA vial W-115C-2. Add int/surr stds. Load onto PT-3. FN: DPT0612@23' / Lab ID:TT050718-W-115R. 1620 Inject

1620 Rec 1 GW sample 2 @ 40 ml VOA vials) from CS. Field No. DP0612@38' (1610); LabID TT050718-W118

1626 Remove 0.1 ml GW sample W-116 from VOA vial W-116C-1. Add int/surr stds. Load onto PT-3. FN: DPT0612@28' / Lab ID:TT050718-W-116. 1636 Inject

1630 Rec 1 GW sample 2 @ 40 ml VOA vials) from CS. Field No. DP0612@43' (1625); LabID TT050718-W119

1641 Remove 0.0.025 ml GW sample W-117 from VOA vial W-117C-1. Add int/surr stds. Load onto PT-3. FN: DPT0612@33' / Lab ID:TT050718-W-117. 1651 Inject

Sampler / Company On-site: Chuck Sorden - Tetratech

Delays: _____

Weather: _____

Date: 5/14-15/18 Page 6 of 16

Signature: _____

Important phone calls / Changes:

ANALYTICAL LABORATORIES OF FLORIDA

FIELD ACTIVITIES FORM

Project Name: LC34 Site ALF Project: TT050818

Address: KSC, Fl.

PROJECT NOTES:

Method: EPA8260; Target Compounds: Vinyl chloride, 1,1-DCE, Freon 113, c/t-12,DCE andTCE. Lab#1/GC#5

5/15/18 Activities:

1645 Rec 1 GW sample 2 @ 40 ml VOA vials) from CS. Field No. DP0612@48' (1640); LabID TT050718-W120

1656 Remove 0.003 ml GW sample W-118 from VOA vial W-118C-1. Add int/surr stds. Load onto PT-3. FN: DPT0612@38' / Lab ID:TT050718-W-118. 1706 Inject

1700 Rec 1 GW sample 2 @ 40 ml VOA vials) from CS. Field No. DP0612@53' (1655); LabID TT050718-W121

1713 Rec 1 GW sample 2 @ 40 ml VOA vials) from CS. Field No. DP0612@58' (1710); LabID TT050718-W122

1728 Remove 0.035 ml GW sample W-119 from VOA vial W-119C-2. Add int/surr stds. Load onto PT-3. FN: DPT0612@43' / Lab ID:TT050718-W-119r. 1738 Inject

1735 Rec 1 GW sample 2 @ 40 ml VOA vials) from CS. Field No. DP0612@63' (1730); LabID TT050718-W123

1758 Remove 3 ml GW sample W-120 from VOA vial W-120C-2. Add int/surr stds. Load onto PT-3. FN: DPT0612@48' / Lab ID:TT050718-W-120r. 1808 Inject

1813 Remove 3 ml GW sample W-121 from VOA vial W-121C-1. Add int/surr stds. Load onto PT-3. FN: DPT0612@53' / Lab ID:TT050718-W-121. 1823 Inject

1828 Remove 3 ml GW sample W-122 from VOA vial W-122C-1. Add int/surr stds. Load onto PT-3. FN: DPT0612@58' / Lab ID:TT050718-W-122. 1838 Inject

1902 Remove 10 ml GW sample W-123 from VOA vial W-123C-2. Add int/surr stds. Load onto PT-3. FN: DPT0612@63' / Lab ID:TT050718-W-123R. 1912 Inject

5/16/18 Activities:

0900 Rec 1 GW sample 2 @ 40 ml VOA vials) from CS on ice. Temp = 68F. Field No. DP0612@68' (0755); LabID TT050718-W124

0900 Rec 1 GW sample 2 @ 40 ml VOA vials) from CS on ice. Field No. DP0612@73' (0825); LabID TT050718-W125

0910 Run BFB Dynamic hardware tune ; Refrigerator # 2 temp < -5C ; Ambient temp 78 F. National B7950-VZO 40 ml clear vials Lot# 00246366

0915 Rec 1 GW sample 2 @ 40 ml VOA vials) from CS. Field No. DP0612@78' (0910); LabID TT050718-W126

0912 Run 10ml H20 with 100ng spike (fn: 051618ccv1.d). All compound responses between within 20 % expected response and ion ratios within 30% expected ratio.TuneGood.

0933 Run method blank in (fn: 051618blk1.d) 10 ml H20. All analyte responses equal to or < 5% of lowest quantitation calibration standard.

0939 Remove 1 ml GW sample W-124 from VOA vial W-124C-1. Add int/surr stds. Load onto PT-3. FN: DPT0612@68' / Lab ID:TT050718-W-124. 0949 Inject

0945 Rec 1 GW sample 2 @ 40 ml VOA vials) from CS. Field No. DP0612@83' (0940); LabID TT050718-W127

0954 Remove 1 ml GW sample W-124 from VOA vial W-124C-2. Add int/surr stds. Load onto PT-3. FN: DPT0612@68' / Lab ID:TT050718-W-124dup. 1004 Inject

1010 Remove 10 ml GW sample W-125 from VOA vial W-125C-1. Add int/surr stds. Load onto PT-3. FN: DPT0612@73' / Lab ID:TT050718-W-125. 1020 Inject

1020 Rec 1 GW sample 2 @ 40 ml VOA vials) from CS. Field No. IW1D1@70' (1015); LabID TT050718-W128

1025 Remove 10 ml GW sample W-125 from VOA vial W-125C-2. Add 100ng,int/surr stds. Load onto PT-3. FN: DPT0612@73' / Lab ID:TT050718-W-125MS. 1035 Inject

1041 Remove 10 ml GW sample W-126 from VOA vial W-126C-1. Add int/surr stds. Load onto PT-3. FN: DPT0612@78' / Lab ID:TT050718-W-126. 1051 Inject

1050 Rec 1 GW sample 2 @ 40 ml VOA vials) from CS. Field No. IW1I@27.5' (1045); LabID TT050718-W129

1056 Remove 0.15 ml GW sample W-127 from VOA vial W-127C-1. Add int/surr stds. Load onto PT-3. FN: DPT0612@83' / Lab ID:TT050718-W-127. 1106 Inject

1111 Remove 10 ml GW sample W-128 from VOA vial W-128C-1. Add int/surr stds. Load onto PT-3. FN: IW1D1@65-75' / Lab ID:TT050718-W-128. 1121 Inject

1115 Rec 1 GW sample 2 @ 40 ml VOA vials) from CS. Field No. IW1D@37.5' (1110); LabID TT050718-W130

1130 Rec 1 GW sample 2 @ 40 ml VOA vials) from CS. Field No. DPT613@8' (1125); LabID TT050718-W131

1137 Run 10ml H20 with 100ng spike (fn: 051618ccv2.d). All compound responses between within 20 % expected response and ion ratios within 30% expected ratio.

1140 Rec 1 GW sample 2 @ 40 ml VOA vials) from CS. Field No. DPT613@13' (1135); LabID TT050718-W132

1150 Rec 1 GW sample 2 @ 40 ml VOA vials) from CS. Field No. DPT613@18' (1145); LabID TT050718-W133

1152 Run method blank in (fn: 051618blk2.d) 10 ml H20. All analyte responses equal to or < 5% of lowest quantitation calibration standard.

1158 Remove 10 ml GW sample W-129 from VOA vial W-129C-1. Add int/surr stds. Load onto PT-3. FN: IW1I@27.5' / Lab ID:TT050718-W-129. 1208 Inject

1213 Remove 10 ml GW sample W-129 from VOA vial W-129C-2. Add 100ng,int/surr stds. Load onto PT-3. FN: IW1I@27.5' / Lab ID:TT050718-W-129MS. 1223 Inject

1229 Remove 2 ml GW sample W-130 from VOA vial W-130C-1. Add int/surr stds. Load onto PT-3. FN: IW1D@37.5' / Lab ID:TT050718-W-130. 1239 Inject

1235 Rec 1 GW sample 2 @ 40 ml VOA vials) from CS. Field No. DPT613@23' (1230); LabID TT050718-W134

1245 Remove 2 ml GW sample W-130 from VOA vial W-130C-2. Add int/surr stds. Load onto PT-3. FN: IW1D@37.5' / Lab ID:TT050718-W-130dup. 1255 Inject

1250 Rec 1 GW sample 2 @ 40 ml VOA vials) from CS. Field No. DPT613@23' (1245); LabID TT050718-W135

1301 Remove 10 ml GW sample W-131 from VOA vial W-131C-1. Add int/surr stds. Load onto PT-3. FN: DPT613@8' / Lab ID:TT050718-W-131. 1311 Inject

1305 Rec 1 GW sample 2 @ 40 ml VOA vials) from CS. Field No. DPT613@33' (1300); LabID TT050718-W136

1317 Remove 10 ml GW sample W-132 from VOA vial W-132C-1. Add int/surr stds. Load onto PT-3. FN: DPT613@13' / Lab ID:TT050718-W-132. 1327 Inject

1320 Rec 1 GW sample 2 @ 40 ml VOA vials) from CS. Field No. DPT613@38' (1315); LabID TT050718-W137

1330 Remove 10 ml GW sample W-133 from VOA vial W-133C-1. Add int/surr stds. Load onto PT-3. FN: DPT613@18' / Lab ID:TT050718-W-133. 1340 Inject

1335 Rec 1 GW sample 2 @ 40 ml VOA vials) from CS. Field No. DPT613@43' (1330); LabID TT050718-W138

1348 Remove 10 ml GW sample W-134 from VOA vial W-134C-1. Add int/surr stds. Load onto PT-3. FN: DPT613@23' / Lab ID:TT050718-W-134. 1358 Inject

1350 Rec 1 GW sample 2 @ 40 ml VOA vials) from CS. Field No. DPT613@48' (1345); LabID TT050718-W139

1403 Remove 10 ml GW sample W-135 from VOA vial W-135C-1. Add int/surr stds. Load onto PT-3. FN: DPT613@28' / Lab ID:TT050718-W-135. 1413 Inject

1405 Rec 1 GW sample 2 @ 40 ml VOA vials) from CS. Field No. DPT613@53' (1400); LabID TT050718-W140

1419 Remove 0.15 ml GW sample W-136 from VOA vial W-136C-1. Add int/surr stds. Load onto PT-3. FN: DPT613@33' / Lab ID:TT050718-W-136. 1429 Inject

1425 Rec 1 GW sample 2 @ 40 ml VOA vials) from CS. Field No. DPT613@58' (1420); LabID TT050718-W141

1434 Remove 0.035 ml GW sample W-137 from VOA vial W-137C-1. Add int/surr stds. Load onto PT-3. FN: DPT613@38' / Lab ID:TT050718-W-137. 1444 Inject

1445 Rec 1 GW sample 2 @ 40 ml VOA vials) from CS. Field No. DPT613@63' (1440); LabID TT050718-W142

Sampler / Company On-site: Chuck Sorden - Tetratech

Delays: _____

Weather: _____

Date: 5/15-16/18 Page 7 of 16

Signature: 

Important phone calls / Changes:

ANALYTICAL LABORATORIES OF FLORIDA

FIELD ACTIVITIES FORM

Project Name: LC34 Site ALF Project: TT050818

Address: KSC, Fl.

PROJECT NOTES:

Method: EPA8260; Target Compounds: Vinyl chloride, 1,1-DCE, Freon 113, c/t-12,DCE andTCE. Lab#1/GC#5

5/16/18 Activities:

1449 Remove 10 ml GW sample W-138 from VOA vial W-138C-1. Add int/surr stds. Load onto PT-3. FN: DPT613@43' / Lab ID:TT050718-W-138. 1459 Inject

1504 Remove 10 ml GW sample W-139 from VOA vial W-139C-1. Add int/surr stds. Load onto PT-3. FN: DPT613@48' / Lab ID:TT050718-W-139. 1514 Inject

1505 Rec 1 GW sample 2 @ 40 ml VOA vials) from CS. Field No. DPT613@68' (1500); LabID TT050718-W143

1520 Remove 10 ml GW sample W-140 from VOA vial W-140C-1. Add int/surr stds. Load onto PT-3. FN: DPT613@53' / Lab ID:TT050718-W-140. 1530 Inject

1525 Rec 1 GW sample 2 @ 40 ml VOA vials) from CS. Field No. DPT613@73' (1520); LabID TT050718-W144

1535 Remove 10 ml GW sample W-141 from VOA vial W-141C-1. Add int/surr stds. Load onto PT-3. FN: DPT613@58' / Lab ID:TT050718-W-141. 1545 Inject

1549 Rec 1 GW sample 2 @ 40 ml VOA vials) from CS. Field No. DPT613@78' (1545); LabID TT050718-W145

1550 Remove 10 ml GW sample W-142 from VOA vial W-142C-1. Add int/surr stds. Load onto PT-3. FN: DPT613@63' / Lab ID:TT050718-W-142. 1600 Inject

1605 Remove 10 ml GW sample W-143 from VOA vial W-143C-1. Add int/surr stds. Load onto PT-3. FN: DPT613@68' / Lab ID:TT050718-W-143. 1615 Inject

1615 Rec 1 GW sample 2 @ 40 ml VOA vials) from CS. Field No. DPT613@83' (1610); LabID TT050718-W146

1620 Remove 10 ml GW sample W-144 from VOA vial W-144C-1. Add int/surr stds. Load onto PT-3. FN: DPT613@73' / Lab ID:TT050718-W-144. 1630 Inject

1638 Remove 10 ml GW sample W-145 from VOA vial W-145C-1. Add int/surr stds. Load onto PT-3. FN: DPT613@78' / Lab ID:TT050718-W-145. 1648 Inject

1651 Remove 10 ml GW sample W-146 from VOA vial W-146C-1. Add int/surr stds. Load onto PT-3. FN: DPT613@83' / Lab ID:TT050718-W-146. 1701 Inject

1710 Discard samples in DW drum.

5/17/18 Activities:

0840 Rec 1 GW sample 2 @ 40 ml VOA vials) from CS. Field No. DPT614@8' (0835); LabID TT050718-W147

0855 Rec 1 GW sample 2 @ 40 ml VOA vials) from CS. Field No. DPT614@13' (0845); LabID TT050718-W148

0901 Run BFB Dynamic hardware tune ; Refrigerator # 2 temp < -5C ; Ambient temp 76 F. National B7950-VZO 40 ml clear vials Lot# 00246366

0902 Run 10ml H20 with 100ng spike (fn: 051718ccv1.d). All compound responses between within 20 % expected response and ion ratios within 30% expected ratio.TuneGood.

0905 Rec 1 GW sample 2 @ 40 ml VOA vials) from CS. Field No. DPT614@18' (0855); LabID TT050718-W149

0915 Rec 1 GW sample 2 @ 40 ml VOA vials) from CS. Field No. DPT614@23' (0905); LabID TT050718-W150

0918 Run method blank in (fn: 051718blk1.d) 10 ml H20. All analyte responses equal to or < 5% of lowest quantitation calibration standard.

0923 Remove 10 ml GW sample W-147 from VOA vial W-147C-1. Add int/surr stds. Load onto PT-3. FN: DPT614@8' / Lab ID:TT050718-W-147. 0933 Inject

0925 Rec 1 GW sample 2 @ 40 ml VOA vials) from CS. Field No. DPT614@28' (0920); LabID TT050718-W151

0939 Remove 10 ml GW sample W-147 from VOA vial W-147C-2. Add 100NG,int/surr stds. Load onto PT-3. FN: DPT614@8' / Lab ID:TT050718-W-147ms. 0949 Inject

0940 Rec 1 GW sample 2 @ 40 ml VOA vials) from CS. Field No. DPT614@33' (0935); LabID TT050718-W152

0955 Remove 10 ml GW sample W-148 from VOA vial W-148C-1. Add int/surr stds. Load onto PT-3. FN: DPT614@13' / Lab ID:TT050718-W-148. 1005 Inject

0957 Rec 1 GW sample 2 @ 40 ml VOA vials) from CS. Field No. DPT614@38' (0950); LabID TT050718-W153

1010 Remove 10 ml GW sample W-149 from VOA vial W-149C-1. Add int/surr stds. Load onto PT-3. FN: DPT614@18' / Lab ID:TT050718-W-149. 1020 Inject

1015 Rec 1 GW sample 2 @ 40 ml VOA vials) from CS. Field No. DPT614@43' (1010); LabID TT050718-W154

1026 Remove 5 ml GW sample W-150 from VOA vial W-150C-1. Add int/surr stds. Load onto PT-3. FN: DPT614@23' / Lab ID:TT050718-W-150. 1036 Inject

1030 Rec 1 GW sample 2 @ 40 ml VOA vials) from CS. Field No. DPT614@48' (1025); LabID TT050718-W155

1041 Remove 5 ml GW sample W-150 from VOA vial W-150C-2. Add int/surr stds. Load onto PT-3. FN: DPT614@23' / Lab ID:TT050718-W-150DUP. 1051 Inject

1050 Rec 1 GW sample 2 @ 40 ml VOA vials) from CS. Field No. DPT614@53' (1045); LabID TT050718-W156

1057 Remove 0.5 ml GW sample W-151 from VOA vial W-151C-1. Add int/surr stds. Load onto PT-3. FN: DPT614@28' / Lab ID:TT050718-W-151. 1107 Inject

1110 Rec 1 GW sample 2 @ 40 ml VOA vials) from CS. Field No. DPT614@58' (1105); LabID TT050718-W157

1112 Remove 0.1 ml GW sample W-152 from VOA vial W-152C-1. Add int/surr stds. Load onto PT-3. FN: DPT614@33' / Lab ID:TT050718-W-152. 1122 Inject

1130 Rec 1 GW sample 2 @ 40 ml VOA vials) from CS. Field No. DPT614@63' (1125); LabID TT050718-W158

1139 Run 10ml H20 with 100ng spike (fn: 051718ccv2.d). All compound responses between within 20 % expected response and ion ratios within 30% expected ratio.

1154 Run method blank in (fn: 051718blk2.d) 10 ml H20. All analyte responses equal to or < 5% of lowest quantitation calibration standard.

1155 Rec 1 GW sample 2 @ 40 ml VOA vials) from CS. Field No. DPT614@68' (1150); LabID TT050718-W159

1159 Remove 0.5 ml GW sample W-153 from VOA vial W-153C-1. Add int/surr stds. Load onto PT-3. FN: DPT614@38' / Lab ID:TT050718-W-153. 1209 Inject

1215 Remove 0.02 ml GW sample W-153 from VOA vial W-153C-2. Add int/surr stds. Load onto PT-3. FN: DPT614@38' / Lab ID:TT050718-W-153r. 1225 Inject

1230 Rec 1 GW sample 2 @ 40 ml VOA vials) from CS. Field No. DPT614@73' (1225); LabID TT050718-W160

1231 Remove 0.25 ml GW sample W-154 from VOA vial W-154C-1. Add int/surr stds. Load onto PT-3. FN: DPT614@43' / Lab ID:TT050718-W-154. 1241 Inject

1246 Remove 10 ml GW sample W-155 from VOA vial W-155C-1. Add int/surr stds. Load onto PT-3. FN: DPT614@48' / Lab ID:TT050718-W-155. 1256 Inject

1302 Remove 10 ml GW sample W-155 from VOA vial W-155C-2. Add int/surr stds. Load onto PT-3. FN: DPT614@48' / Lab ID:TT050718-W-155DUP. 1312 Inject

1317 Remove 3 ml GW sample W-156 from VOA vial W-156C-1. Add int/surr stds. Load onto PT-3. FN: DPT614@53' / Lab ID:TT050718-W-156. 1327 Inject

1349 Remove 10 ml GW sample W-156 from VOA vial W-156C-2. Add int/surr stds. Load onto PT-3. FN: DPT614@53' / Lab ID:TT050718-W-156R. 1359 Inject

1404 Remove 10 ml GW sample W-157 from VOA vial W-157C-1. Add int/surr stds. Load onto PT-3. FN: DPT614@58' / Lab ID:TT050718-W-157. 1414 Inject

1422 Remove 10 ml GW sample W-158 from VOA vial W-158C-1. Add int/surr stds. Load onto PT-3. FN: DPT614@63' / Lab ID:TT050718-W-158. 1432 Inject

1440 Remove 10 ml GW sample W-158 from VOA vial W-158C-2. Add 100ng,int/surr stds. Load onto PT-3. FN: DPT614@63' / Lab ID:TT050718-W-158MS. 1450 Inject

1455 Remove 10 ml GW sample W-159 from VOA vial W-159C-1. Add int/surr stds. Load onto PT-3. FN: DPT614@68' / Lab ID:TT050718-W-159. 1505 Inject

Sampler / Company On-site: Chuck Sorden - Tetratech

Delays:

Weather:

Date: 5/16-17/18 Page 8 of 16

Signature:

Important phone calls / Changes:

ANALYTICAL LABORATORIES OF FLORIDA

FIELD ACTIVITIES FORM

Project Name: LC34 Site ALF Project: TT050818

Address: KSC, Fl.

PROJECT NOTES:

Method: EPA8260; Target Compounds: Vinyl chloride, 1,1-DCE, Freon 113, c/t-12,DCE andTCE. Lab#1/GC#5

5/17/18 Activities:

1510 Rec 1 GW sample 2 @ 40 ml VOA vials) from CS. Field No. DPT614@78' (1505); LabID TT050718-W161

1512 Remove 5 ml GW sample W-160 from VOA vial W-160C-1. Add int/surr stds. Load onto PT-3. FN: DPT614@73' / Lab ID:TT050718-W-160. 1522 Inject

1526 Remove 10 ml GW sample W-160 from VOA vial W-160C-2. Add int/surr stds. Load onto PT-3. FN: DPT614@73' / Lab ID:TT050718-W-160R. 1536 Inject

1535 Rec 1 GW sample 2 @ 40 ml VOA vials) from CS. Field No. DPT614@83' (1530); LabID TT050718-W162

1542 Remove 0.5 ml GW sample W-161 from VOA vial W-161C-1. Add int/surr stds. Load onto PT-3. FN: DPT614@78' / Lab ID:TT050718-W-161. 1552 Inject

1603 Remove 10 ml GW sample W-162 from VOA vial W-162C-1. Add int/surr stds. Load onto PT-3. FN: DPT614@83' / Lab ID:TT050718-W-162. 1613 Inject

1645 Rec 1 GW sample 2 @ 40 ml VOA vials) from CS. Field No. DPT615@8' (1645); LabID TT050718-W163

1645 Remove 10 ml GW sample W-163 from VOA vial W-163C-1. Add int/surr stds. Load onto PT-3. FN: DPT615@8' / Lab ID:TT050718-W-163. 1655 Inject

1700 Rec 1 GW sample 2 @ 40 ml VOA vials) from CS. Field No. DPT615@13' (1655); LabID TT050718-W164

1702 Remove 10 ml GW sample W-164 from VOA vial W-164C-1. Add int/surr stds. Load onto PT-3. FN: DPT615@13' / Lab ID:TT050718-W-164. 1712 Inject

1710 Rec 1 GW sample 2 @ 40 ml VOA vials) from CS. Field No. DPT615@18' (1705); LabID TT050718-W165

1717 Remove 3 ml GW sample W-165 from VOA vial W-165C-1. Add int/surr stds. Load onto PT-3. FN: DPT615@18' / Lab ID:TT050718-W-165. 1727 Inject

1720 Rec 1 GW sample 2 @ 40 ml VOA vials) from CS. Field No. DPT615@23' (1715); LabID TT050718-W166

1732 Remove 3 ml GW sample W-166 from VOA vial W-166C-1. Add int/surr stds. Load onto PT-3. FN: DPT615@23' / Lab ID:TT050718-W-166. 1742 Inject

1735 Rec 1 GW sample 2 @ 40 ml VOA vials) from CS. Field No. DPT615@28' (1730); LabID TT050718-W167

1747 Remove 0.25 ml GW sample W-167 from VOA vial W-167C-1. Add int/surr stds. Load onto PT-3. FN: DPT615@28' / Lab ID:TT050718-W-167. 1757 Inject

1750 Rec 1 GW sample 2 @ 40 ml VOA vials) from CS. Field No. DPT615@33' (1745); LabID TT050718-W168

1803 Remove 0.1 ml GW sample W-168 from VOA vial W-168C-1. Add int/surr stds. Load onto PT-3. FN: DPT615@33' / Lab ID:TT050718-W-168. 1813 Inject

1805 Rec 1 GW sample 2 @ 40 ml VOA vials) from CS. Field No. DPT615@38' (1800); LabID TT050718-W169

1819 Remove 0.035 ml GW sample W-169 from VOA vial W-169C-1. Add int/surr stds. Load onto PT-3. FN: DPT615@38' / Lab ID:TT050718-W-169. 1829 Inject

5/18/18 Activities:

0900 Rec 1 GW sample 2 @ 40 ml VOA vials) from CS on ice. Temp = 67F. Field No. DPT615@43' (0755); LabID TT050718-W170

0900 Rec 1 GW sample 2 @ 40 ml VOA vials) from CS on ice. Field No. DPT615@48' (0815); LabID TT050718-W171

0900 Rec 1 GW sample 2 @ 40 ml VOA vials) from CS on ice. Field No. DPT615@53' (0835); LabID TT050718-W172

0900 Rec 1 GW sample 2 @ 40 ml VOA vials) from CS on ice. Field No. DPT615@58' (0855); LabID TT050718-W173

0912 Run BFB Dynamic hardware tune ; Refrigerator # 2 temp < -5C ; Ambient temp 75 F. National B7950-VZO 40 ml clear vials Lot# 00246366

0914 Run 10ml H20 with 100ng spike (fn: 051818ccv1.d). All compound responses between within 20 % expected response and ion ratios within 30% expected ratio.TuneGood.

0920 Rec 1 GW sample 2 @ 40 ml VOA vials) from CS. Field No. DPT615@63' (0915); LabID TT050718-W174

0929 Run method blank in (fn: 051818blk1.d) 10 ml H20. All analyte responses equal to or < 5% of lowest quantitation calibration standard.

0935 Remove 0.25 ml GW sample W-170 from VOA vial W-170C-1. Add int/surr stds. Load onto PT-3. FN: DPT615@43' / Lab ID:TT050718-W-170. 0945 Inject

0942 Rec 1 GW sample 2 @ 40 ml VOA vials) from CS. Field No. DPT615@68' (0940); LabID TT050718-W175

0950 Remove 3 ml GW sample W-170 from VOA vial W-170C-2. Add int/surr stds. Load onto PT-3. FN: DPT615@43' / Lab ID:TT050718-W-170dup. 1000 Inject

1004 Rec 1 GW sample 2 @ 40 ml VOA vials) from CS. Field No. DPT615@73' (1000); LabID TT050718-W176

1006 Remove 10 ml GW sample W-171 from VOA vial W-171C-1. Add int/surr stds. Load onto PT-3. FN: DPT615@48' / Lab ID:TT050718-W-171. 1016 Inject

1022 Remove 10 ml GW sample W-172 from VOA vial W-172C-1. Add int/surr stds. Load onto PT-3. FN: DPT615@53' / Lab ID:TT050718-W-172. 1032 Inject

1034 Rec 1 GW sample 2 @ 40 ml VOA vials) from CS. Field No. DPT615@78' (1030); LabID TT050718-W177

1037 Remove 10 ml GW sample W-172 from VOA vial W-172C-2. Add 100ng,int/surr stds. Load onto PT-3. FN: DPT615@53' / Lab ID:TT050718-W-172MS. 1047 Inject

1053 Remove 10 ml GW sample W-173 from VOA vial W-173C-1. Add int/surr stds. Load onto PT-3. FN: DPT615@58' / Lab ID:TT050718-W-173. 1103 Inject

1104 Rec 1 GW sample 2 @ 40 ml VOA vials) from CS. Field No. DPT615@83' (1100); LabID TT050718-W178

1109 Remove 10 ml GW sample W-174 from VOA vial W-174C-1. Add int/surr stds. Load onto PT-3. FN: DPT615@63' / Lab ID:TT050718-W-174. 1119 Inject

1125 Remove 1 ml GW sample W-174 from VOA vial W-174C-2. Add int/surr stds. Load onto PT-3. FN: DPT615@63' / Lab ID:TT050718-W-174R. 1135 Inject

1151 Run 10ml H20 with 100ng spike (fn: 051818ccv2.d). All compound responses between within 20 % expected response and ion ratios within 30% expected ratio.

1157 Remove 10 ml GW sample W-175 from VOA vial W-175C-1. Add int/surr stds. Load onto PT-3. FN: DPT615@68' / Lab ID:TT050718-W-175. 1207 Inject

1222 Run method blank in (fn: 051818blk2.d) 10 ml H20. All analyte responses equal to or < 5% of lowest quantitation calibration standard.

1225 Rec 1 GW sample 2 @ 40 ml VOA vials) from CS. Field No. DPT616@8' (1220); LabID TT050718-W179

1227 Remove 10 ml GW sample W-175 from VOA vial W-175C-2. Add 100NG,int/surr stds. Load onto PT-3. FN: DPT615@68' / Lab ID:TT050718-W-175ms. 1237 Inject

1235 Rec 1 GW sample 2 @ 40 ml VOA vials) from CS. Field No. DPT616@13' (1230); LabID TT050718-W180

1243 Remove 10 ml GW sample W-176 from VOA vial W-176C-1. Add int/surr stds. Load onto PT-3. FN: DPT615@73' / Lab ID:TT050718-W-176. 1253 Inject

1245 Rec 1 GW sample 2 @ 40 ml VOA vials) from CS. Field No. DPT616@18' (1240); LabID TT050718-W181

1255 Rec 1 GW sample 2 @ 40 ml VOA vials) from CS. Field No. DPT616@23' (1250); LabID TT050718-W182

1259 Remove 0.1 ml GW sample W-177 from VOA vial W-177C-1. Add int/surr stds. Load onto PT-3. FN: DPT615@78' / Lab ID:TT050718-W-177. 1309 Inject

1300 Rec 1 GW sample 2 @ 40 ml VOA vials) from CS. Field No. DPT616@28' (1300); LabID TT050718-W183

1315 Remove 3 ml GW sample W-178 from VOA vial W-178C-1. Add int/surr stds. Load onto PT-3. FN: DPT615@83' / Lab ID:TT050718-W-178. 1325 Inject

Sampler / Company On-site: Chuck Sorden - Tetratech

Delays: _____

Weather: _____

Date: 5/17-18/18 Page 9 of 16

Signature: 

Important phone calls / Changes:

ANALYTICAL LABORATORIES OF FLORIDA

FIELD ACTIVITIES FORM

Project Name: LC34 Site ALF Project: TT050818

Address: KSC, Fl.

PROJECT NOTES:

Method: EPA8260; Target Compounds: Vinyl chloride, 1,1-DCE, Freon 113, c/t-12,DCE andTCE. Lab#1/GC#5

5/18/18 Activities:

1316 Rec 1 GW sample 2 @ 40 ml VOA vials) from CS. Field No. DPT616@33' (1315); LabID TT050718-W184

1322 Rec 1 GW sample 2 @ 40 ml VOA vials) from CS. Field No. DPT616@38' (1330); LabID TT050718-W185

1329 Rec 1 GW sample 2 @ 40 ml VOA vials) from CS. Field No. DPT616@43' (1345); LabID TT050718-W186

1330 Remove 10 ml GW sample W-179 from VOA vial W-179C-1. Add int/surr stds. Load onto PT-3. FN: DPT616@8' / Lab ID:TT050718-W-179. 1340 Inject

1346 Remove 10 ml GW sample W-180 from VOA vial W-180C-1. Add int/surr stds. Load onto PT-3. FN: DPT616@13' / Lab ID:TT050718-W-180. 1356 Inject

1351 Rec 1 GW sample 2 @ 40 ml VOA vials) from CS. Field No. DPT616@48' (1400); LabID TT050718-W187

1402 Remove 3 ml GW sample W-181 from VOA vial W-181C-1. Add int/surr stds. Load onto PT-3. FN: DPT616@18' / Lab ID:TT050718-W-181. 1412 Inject

1405 Rec 1 GW sample 2 @ 40 ml VOA vials) from CS. Field No. DPT616@53' (1415); LabID TT050718-W188

1416 Remove 3 ml GW sample W-182 from VOA vial W-182C-1. Add int/surr stds. Load onto PT-3. FN: DPT616@23' / Lab ID:TT050718-W-182. 1426 Inject

1424 Rec 1 GW sample 2 @ 40 ml VOA vials) from CS. Field No. DPT616@58' (1435); LabID TT050718-W189

1432 Remove 0.035 ml GW sample W-183 from VOA vial W-183C-1. Add int/surr stds. Load onto PT-3. FN: DPT616@28' / Lab ID:TT050718-W-183. 1442 Inject

1445 Rec 1 GW sample 2 @ 40 ml VOA vials) from CS. Field No. DPT616@63' (1455); LabID TT050718-W190

1449 Remove 0.035 ml GW sample W-184 from VOA vial W-184C-1. Add int/surr stds. Load onto PT-3. FN: DPT616@33' / Lab ID:TT050718-W-184. 1459 Inject

1505 Remove 0.035 ml GW sample W-185 from VOA vial W-185C-1. Add int/surr stds. Load onto PT-3. FN: DPT616@38' / Lab ID:TT050718-W-185. 1515 Inject

1520 Remove 2 ml GW sample W-186 from VOA vial W-186C-1. Add int/surr stds. Load onto PT-3. FN: DPT616@43' / Lab ID:TT050718-W-186. 1530 Inject

1536 Remove 3 ml GW sample W-187 from VOA vial W-187C-1. Add int/surr stds. Load onto PT-3. FN: DPT616@48' / Lab ID:TT050718-W-187. 1546 Inject

1540 Rec 1 GW sample 2 @ 40 ml VOA vials) from CS. Field No. DPT616@68' (1535); LabID TT050718-W191

1552 Remove 10 ml GW sample W-188 from VOA vial W-188C-1. Add int/surr stds. Load onto PT-3. FN: DPT616@53' / Lab ID:TT050718-W-188. 1602 Inject

1604 Rec 1 GW sample 2 @ 40 ml VOA vials) from CS. Field No. DPT616@73' (1600); LabID TT050718-W192

1608 Remove 2 ml GW sample W-189 from VOA vial W-189C-1. Add int/surr stds. Load onto PT-3. FN: DPT616@58' / Lab ID:TT050718-W-189. 1618 Inject

1620 Rec 1 GW sample 2 @ 40 ml VOA vials) from CS. Field No. DPT616@78' (1625); LabID TT050718-W193

1623 Remove 2 ml GW sample W-190 from VOA vial W-190C-1. Add int/surr stds. Load onto PT-3. FN: DPT616@63' / Lab ID:TT050718-W-190. 1633 Inject

1623 Remove 2 ml GW sample W-190 from VOA vial W-190C-2. Add int/surr stds. Load onto PT-3. FN: DPT616@63' / Lab ID:TT050718-W-190DUP. 1633 Inject

1650 Rec 1 GW sample 2 @ 40 ml VOA vials) from CS. Field No. DPT616@83' (1645); LabID TT050718-W194

5/21/18 Activities:

0841 Run BFB Dynamic hardware tune ; Refrigerator # 2 temp < -5C ; Ambient temp 72 F. National B7950-VZO 40 ml clear vials Lot# 00246366

0844 Run 10ml H20 with 100ng spike (fn: 052118ccv1.d). All compound responses between within 20 % expected response and ion ratios within 30% expected ratio.TuneGood.

0901 Run method blank in (fn: 052118blk1.d) 10 ml H20. All analyte responses equal to or < 5% of lowest quantitation calibration standard.

0910 Remove 0.1 ml GW sample W-191 from VOA vial W-191C-1. Add int/surr stds. Load onto PT-3. FN: DPT616@68' / Lab ID:TT050718-W-191. 0920 Inject

0925 Remove 0.1 ml GW sample W-191 from VOA vial W-191C-2. Add int/surr stds. Load onto PT-3. FN: DPT616@68' / Lab ID:TT050718-W-191DUP. 0935 Inject

0942 Remove 0.5 ml GW sample W-192 from VOA vial W-192C-1. Add int/surr stds. Load onto PT-3. FN: DPT616@73' / Lab ID:TT050718-W-192. 0952 Inject

1003 Remove 0.5 ml GW sample W-192 from VOA vial W-192C-2. Add 100NG,int/surr stds. Load onto PT-3. FN: DPT616@73' / Lab ID:TT050718-W-192MS. 1013 Inject

1020 Remove 0.1 ml GW sample W-193 from VOA vial W-193C-1. Add int/surr stds. Load onto PT-3. FN: DPT616@78' / Lab ID:TT050718-W-193. 1030 Inject

1057 Remove 10 ml GW sample W-194 from VOA vial W-194C-1. Add int/surr stds. Load onto PT-3. FN: DPT616@83' / Lab ID:TT050718-W-194. 1107 Inject

1100 Rec 1 GW sample 2 @ 40 ml VOA vials) from CS. Field No. DPT617@8' (1055); LabID TT050718-W195

1110 Rec 1 GW sample 2 @ 40 ml VOA vials) from CS. Field No. DPT617@13' (1105); LabID TT050718-W196

1120 Rec 1 GW sample 2 @ 40 ml VOA vials) from CS. Field No. DPT617@18' (1115); LabID TT050718-W197

1130 Rec 1 GW sample 2 @ 40 ml VOA vials) from CS. Field No. DPT617@25' (1125); LabID TT050718-W198

1145 Rec 1 GW sample 2 @ 40 ml VOA vials) from CS. Field No. DPT617@32' (1140); LabID TT050718-W199

1259 Remove 10 ml GW sample W-195 from VOA vial W-195C-1. Add int/surr stds. Load onto PT-3. FN: DPT617@8' / Lab ID:TT050718-W-195. 1309 Inject

1300 Rec 1 GW sample 2 @ 40 ml VOA vials) from CS. Field No. DPT618@8' (1255); LabID TT050718-W200

1313 Rec 1 GW sample 2 @ 40 ml VOA vials) from CS. Field No. DPT618@13' (1310); LabID TT050718-W201

1315 Remove 1 ml GW sample W-197 from VOA vial W-197C-1. Add int/surr stds. Load onto PT-3. FN: DPT617@18' / Lab ID:TT050718-W-197. 1325 Inject

1322 Rec 1 GW sample 2 @ 40 ml VOA vials) from CS. Field No. DPT618@18' (1315); LabID TT050718-W202

1330 Remove 3 ml GW sample W-196 from VOA vial W-196C-1. Add int/surr stds. Load onto PT-3. FN: DPT617@13' / Lab ID:TT050718-W-196. 1340 Inject

1335 Rec 1 GW sample 2 @ 40 ml VOA vials) from CS. Field No. DPT618@25' (1325); LabID TT050718-W203

1345 Remove 3 ml GW sample W-198 from VOA vial W-198C-1. Add int/surr stds. Load onto PT-3. FN: DPT617@25' / Lab ID:TT050718-W-198. 1355 Inject

1348 Rec 1 GW sample 2 @ 40 ml VOA vials) from CS. Field No. DPT618@32' (1340); LabID TT050718-W204

1402 Remove 10 ml GW sample W-199 from VOA vial W-199C-1. Add int/surr stds. Load onto PT-3. FN: DPT617@32' / Lab ID:TT050718-W-199. 1412 Inject

1413 Rec 1 GW sample 2 @ 40 ml VOA vials) from CS. Field No. DPT619@8' (1410); LabID TT050718-W205

1418 Remove 10 ml GW sample W-200 from VOA vial W-200C-1. Add int/surr stds. Load onto PT-3. FN: DPT618@8' / Lab ID:TT050718-W-200. 1428 Inject

1425 Rec 1 GW sample 2 @ 40 ml VOA vials) from CS. Field No. DPT619@13' (1420); LabID TT050718-W206

1432 Rec 1 GW sample 2 @ 40 ml VOA vials) from CS. Field No. DPT619@18' (1430); LabID TT050718-W207

Sampler / Company On-site: Chuck Sorden - Tetratech

Delays:

Weather:

Date: 5/18,21/18 Page 10 of 16

Signature:

Important phone calls / Changes:

ANALYTICAL LABORATORIES OF FLORIDA

FIELD ACTIVITIES FORM

Project Name: LC34 Site ALF Project: TT050818

Address: KSC, Fl.

PROJECT NOTES:

Method: EPA8260; Target Compounds: Vinyl chloride, 1,1-DCE, Freon 113, c/t-12,DCE andTCE. Lab#1/GC#5

5/21/18 Activities:

1434 Remove 10 ml GW sample W-201 from VOA vial W-201C-1. Add int/surr stds. Load onto PT-3. FN: DPT618@13' / Lab ID:TT050718-W-201. 1444 Inject

1442 Rec 1 GW sample 2 @ 40 ml VOA vials) from CS. Field No. DPT619@25' (1440); LabID TT050718-W208

1449 Remove 1 ml GW sample W-202 from VOA vial W-202C-1. Add int/surr stds. Load onto PT-3. FN: DPT618@18' / Lab ID:TT050718-W-202. 1459 Inject

1500 Rec 1 GW sample 2 @ 40 ml VOA vials) from CS. Field No. DPT619@32' (1455); LabID TT050718-W209

1449 Remove 1 ml GW sample W-202 from VOA vial W-202C-1. Add int/surr stds. Load onto PT-3. FN: DPT618@18' / Lab ID:TT050718-W-202. 1459 Inject

1505 Remove 1 ml GW sample W-203 from VOA vial W-203C-1. Add int/surr stds. Load onto PT-3. FN: DPT618@25' / Lab ID:TT050718-W-203. 1515 Inject

1511 Remove 3 ml GW sample W-204 from VOA vial W-204C-1. Add int/surr stds. Load onto PT-3. FN: DPT618@32' / Lab ID:TT050718-W-204. 1521 Inject

1523 Rec 1 GW sample 2 @ 40 ml VOA vials) from CS. Field No. DPT620@8' (1520); LabID TT050718-W210

1533 Rec 1 GW sample 2 @ 40 ml VOA vials) from CS. Field No. DPT620@13' (1530); LabID TT050718-W211

1537 Remove 10 ml GW sample W-205 from VOA vial W-205C-1. Add int/surr stds. Load onto PT-3. FN: DPT619@8' / Lab ID:TT050718-W-205. 1547 Inject

1545 Rec 1 GW sample 2 @ 40 ml VOA vials) from CS. Field No. DPT620@18' (1540); LabID TT050718-W212

1552 Remove 10 ml GW sample W-206 from VOA vial W-206C-1. Add int/surr stds. Load onto PT-3. FN: DPT619@13' / Lab ID:TT050718-W-206. 1602 Inject

1555 Rec 1 GW sample 2 @ 40 ml VOA vials) from CS. Field No. DPT620@25' (1550); LabID TT050718-W213

1608 Remove 2 ml GW sample W-207 from VOA vial W-207C-1. Add int/surr stds. Load onto PT-3. FN: DPT619@18' / Lab ID:TT050718-W-207. 1618 Inject

1615 Rec 1 GW sample 2 @ 40 ml VOA vials) from CS. Field No. DPT620@32' (1605); LabID TT050718-W214

1608 Remove 0.5 ml GW sample W-208 from VOA vial W-208C-1. Add int/surr stds. Load onto PT-3. FN: DPT619@25' / Lab ID:TT050718-W-208. 1618 Inject

1640 Remove 10 ml GW sample W-209 from VOA vial W-209C-1. Add int/surr stds. Load onto PT-3. FN: DPT619@32' / Lab ID:TT050718-W-209. 1650 Inject

1645 Rec 1 GW sample 2 @ 40 ml VOA vials) from CS. Field No. DPT621@8' (1640); LabID TT050718-W215

1655 Remove 10 ml GW sample W-210 from VOA vial W-210C-1. Add int/surr stds. Load onto PT-3. FN: DPT620@8' / Lab ID:TT050718-W-210. 1705 Inject

1655 Rec 1 GW sample 2 @ 40 ml VOA vials) from CS. Field No. DPT621@13' (1650); LabID TT050718-W216

1705 Rec 1 GW sample 2 @ 40 ml VOA vials) from CS. Field No. DPT621@18' (1700); LabID TT050718-W217

1711 Remove 10 ml GW sample W-211 from VOA vial W-211C-1. Add int/surr stds. Load onto PT-3. FN: DPT620@13' / Lab ID:TT050718-W-211. 1721 Inject

1715 Rec 1 GW sample 2 @ 40 ml VOA vials) from CS. Field No. DPT621@25' (1710); LabID TT050718-W218

1729 Rec 1 GW sample 2 @ 40 ml VOA vials) from CS. Field No. DPT621@32' (1725); LabID TT050718-W219

1730 Remove 10 ml GW sample W-212 from VOA vial W-212C-1. Add int/surr stds. Load onto PT-3. FN: DPT620@18' / Lab ID:TT050718-W-212. 1740 Inject

1743 Rec 1 GW sample 2 @ 40 ml VOA vials) from CS. Field No. DPT621@38' (1740); LabID TT050718-W220

1749 Remove 1 ml GW sample W-213 from VOA vial W-213C-1. Add int/surr stds. Load onto PT-3. FN: DPT620@25' / Lab ID:TT050718-W-213. 1759 Inject

1836 Run method blank in (fn: 052118blk2.d) 10 ml H20. All analyte responses equal to or < 5% of lowest quantitation calibration standard. TuenGood.

1841 Run 10ml H20 with 100ng spike (fn: 052118ccv2.d). All compound responses between within 20 % expected response and ion ratios within 30% expected ratio.

1857 Remove 10 ml GW sample W-214 from VOA vial W-214C-1. Add int/surr stds. Load onto PT-3. FN: DPT620@32' / Lab ID:TT050718-W-214. 1807 Inject

1912 Remove 10 ml GW sample W-214 from VOA vial W-214C-2. Add int/surr stds. Load onto PT-3. FN: DPT620@32' / Lab ID:TT050718-W-214dup. 1922 Inject

1928 Remove 10 ml GW sample W-215 from VOA vial W-215C-1. Add int/surr stds. Load onto PT-3. FN: DPT621@8' / Lab ID:TT050718-W-215. 1938 Inject

1944 Remove 10 ml GW sample W-216 from VOA vial W-216C-1. Add int/surr stds. Load onto PT-3. FN: DPT621@13' / Lab ID:TT050718-W-216. 1954 Inject

2016 Remove 10 ml GW sample W-217 from VOA vial W-217C-1. Add int/surr stds. Load onto PT-3. FN: DPT621@18' / Lab ID:TT050718-W-217. 2026 Inject

2033 Remove 1 ml GW sample W-218 from VOA vial W-218C-1. Add int/surr stds. Load onto PT-3. FN: DPT621@25' / Lab ID:TT050718-W-218. 2043 Inject

2048 Remove 10 ml GW sample W-217 from VOA vial W-217C-2. Add 100NG,int/surr stds. Load onto PT-3. FN: DPT621@18' / Lab ID:TT050718-W-217MS. 2058 Inject

2104 Remove 0.5 ml GW sample W-219 from VOA vial W-219C-1. Add int/surr stds. Load onto PT-3. FN: DPT621@25' / Lab ID:TT050718-W-219. 2114 Inject

5/22/18 Activities:

0857 Run BFB Dynamic hardware tune ; Refrigerator # 2 temp < -5C ; Ambient temp 74 F. National B7950-VZO 40 ml clear vials Lot# 00246366

0859 Run 10ml H20 with 100ng spike (fn: 052218ccv1.d). All compound responses between within 20 % expected response and ion ratios within 30% expected ratio.Fail. Fresh std.

0910 Rec 1 GW sample 2 @ 40 ml VOA vials) from CS. Field No. DPT622@8' (0905); LabID TT050718-W221

0915 Run 10ml H20 with 100ng spike (fn: 052218ccv1a.d). All compound responses between within 20 % expected response and ion ratios within 30% expected ratio.TuneGood.

0920 Rec 1 GW sample 2 @ 40 ml VOA vials) from CS. Field No. DPT622@13' (0915); LabID TT050718-W222

0931 Run method blank in (fn: 052218blk1.d) 10 ml H20. All analyte responses equal to or < 5% of lowest quantitation calibration standard.

0930 Rec 1 GW sample 2 @ 40 ml VOA vials) from CS. Field No. DPT622@18' (0925); LabID TT050718-W223

0936 Remove 10 ml GW sample W-220 from VOA vial W-220C-1. Add int/surr stds. Load onto PT-3. FN: DPT621@38' / Lab ID:TT050718-W-220. 0946 Inject

0945 Rec 1 GW sample 2 @ 40 ml VOA vials) from CS. Field No. DPT622@25' (0940); LabID TT050718-W224

0952 Remove 10 ml GW sample W-220 from VOA vial W-220C-2. Add 100ng,int/surr stds. Load onto PT-3. FN: DPT621@38' / Lab ID:TT050718-W-220MS. 1002 Inject

1000 Rec 1 GW sample 2 @ 40 ml VOA vials) from CS. Field No. DPT622@32' (0955); LabID TT050718-W225

1008 Remove 10 ml GW sample W-221 from VOA vial W-221C-1. Add int/surr stds. Load onto PT-3. FN: DPT622@8' / Lab ID:TT050718-W-221. 1018 Inject

1024 Remove 10 ml GW sample W-222 from VOA vial W-222C-1. Add int/surr stds. Load onto PT-3. FN: DPT622@13' / Lab ID:TT050718-W-222. 1034 Inject

1030 Rec 1 GW sample 2 @ 40 ml VOA vials) from CS. Field No. DPT623@8' (1025); LabID TT050718-W226

1040 Rec 1 GW sample 2 @ 40 ml VOA vials) from CS. Field No. DPT623@13' (1035); LabID TT050718-W227

Sampler / Company On-site: Chuck Sorden - Tetratech

Delays:

Weather:

Date: 5/21-22/18 Page 11 of 16

Signature:

Important phone calls / Changes:

ANALYTICAL LABORATORIES OF FLORIDA

FIELD ACTIVITIES FORM

Project Name: LC34 Site ALF Project: TT050818

Address: KSC, Fl.

PROJECT NOTES:

Method: EPA8260; Target Compounds: Vinyl chloride, 1,1-DCE, Freon 113, c/t-12,DCE andTCE. Lab#1/GC#5

5/22/18 Activities:

1042 Remove 5 ml GW sample W-223 from VOA vial W-223C-1. Add int/surr stds. Load onto PT-3. FN: DPT622@18' / Lab ID:TT050718-W-223. 1052 Inject

1050 Rec 1 GW sample 2 @ 40 ml VOA vials) from CS. Field No. DPT623@18' (1045); LabID TT050718-W228

1058 Remove 5 ml GW sample W-223 from VOA vial W-223C-2. Add int/surr stds. Load onto PT-3. FN: DPT622@18' / Lab ID:TT050718-W-223dup. 1108 Inject

1100 Rec 1 GW sample 2 @ 40 ml VOA vials) from CS. Field No. DPT623@25' (1055); LabID TT050718-W229

1114 Remove 1 ml GW sample W-224 from VOA vial W-224C-1. Add int/surr stds. Load onto PT-3. FN: DPT622@25' / Lab ID:TT050718-W-224. 1124 Inject

1118 Rec 1 GW sample 2 @ 40 ml VOA vials) from CS. Field No. DPT623@32' (1110); LabID TT050718-W230

1129 Remove 10 ml GW sample W-225 from VOA vial W-225C-1. Add int/surr stds. Load onto PT-3. FN: DPT622@32' / Lab ID:TT050718-W-225. 1139 Inject

1156 Run 10ml H20 with 100ng spike (fn: 052218ccv2.d). All compound responses between within 20 % expected response and ion ratios within 30% expected ratio.

1211 Run method blank in (fn: 052218blk2.d) 10 ml H20. All analyte responses equal to or < 5% of lowest quantitation calibration standard.

1217 Remove 10 ml GW sample W-226 from VOA vial W-226C-1. Add int/surr stds. Load onto PT-3. FN: DPT623@8' / Lab ID:TT050718-W-226. 1227 Inject

1230 Rec 1 GW sample 2 @ 40 ml VOA vials) from CS. Field No. DPT624@8' (1225); LabID TT050718-W231

1232 Remove 10 ml GW sample W-226 from VOA vial W-226C-2. Add 100NG,int/surr stds. Load onto PT-3. FN: DPT623@8' / Lab ID:TT050718-W-226MS. 1242 Inject

1240 Rec 1 GW sample 2 @ 40 ml VOA vials) from CS. Field No. DPT624@13' (1235); LabID TT050718-W232

1248 Remove 10 ml GW sample W-227 from VOA vial W-227C-1. Add int/surr stds. Load onto PT-3. FN: DPT623@13' / Lab ID:TT050718-W-227. 1258 Inject

1250 Rec 1 GW sample 2 @ 40 ml VOA vials) from CS. Field No. DPT624@18' (1245); LabID TT050718-W233

1304 Remove 0.25 ml GW sample W-228 from VOA vial W-228C-1. Add int/surr stds. Load onto PT-3. FN: DPT623@18' / Lab ID:TT050718-W-228. 1314 Inject

1305 Rec 1 GW sample 2 @ 40 ml VOA vials) from CS. Field No. DPT624@25' (1300); LabID TT050718-W234

1319 Remove 3 ml GW sample W-229 from VOA vial W-229C-1. Add int/surr stds. Load onto PT-3. FN: DPT623@25' / Lab ID:TT050718-W-229. 1329 Inject

1320 Rec 1 GW sample 2 @ 40 ml VOA vials) from CS. Field No. DPT624@32' (1315); LabID TT050718-W235

1335 Remove 3 ml GW sample W-229 from VOA vial W-229C-2. Add int/surr stds. Load onto PT-3. FN: DPT623@25' / Lab ID:TT050718-W-229DUP. 1345 Inject

1355 Rec 1 GW sample 2 @ 40 ml VOA vials) from CS. Field No. DPT625@8' (1350); LabID TT050718-W236

1400 Remove 10 ml GW sample W-230 from VOA vial W-230C-1. Add int/surr stds. Load onto PT-3. FN: DPT623@32' / Lab ID:TT050718-W-230. 1410 Inject

1405 Rec 1 GW sample 2 @ 40 ml VOA vials) from CS. Field No. DPT625@13' (1400); LabID TT050718-W237

1407 Remove 10 ml GW sample W-230 from VOA vial W-230C-2. Add 100NG,int/surr stds. Load onto PT-3. FN: DPT623@32' / Lab ID:TT050718-W-230ms. 1417 Inject

1415 Rec 1 GW sample 2 @ 40 ml VOA vials) from CS. Field No. DPT625@18' (1410); LabID TT050718-W238

1422 Remove 10 ml GW sample W-231 from VOA vial W-231C-1. Add int/surr stds. Load onto PT-3. FN: DPT624@8' / Lab ID:TT050718-W-231. 1432 Inject

1430 Rec 1 GW sample 2 @ 40 ml VOA vials) from CS. Field No. DPT625@25' (1425); LabID TT050718-W239

1439 Remove 10 ml GW sample W-232 from VOA vial W-232C-1. Add int/surr stds. Load onto PT-3. FN: DPT624@13' / Lab ID:TT050718-W-232. 1449 Inject

1445 Rec 1 GW sample 2 @ 40 ml VOA vials) from CS. Field No. DPT625@32' (1440); LabID TT050718-W240

1453 Remove 3 ml GW sample W-233 from VOA vial W-233C-1. Add int/surr stds. Load onto PT-3. FN: DPT624@18' / Lab ID:TT050718-W-233. 1503 Inject

1507 Remove 3 ml GW sample W-234 from VOA vial W-234C-1. Add int/surr stds. Load onto PT-3. FN: DPT624@25' / Lab ID:TT050718-W-234. 1517 Inject

1520 Rec 1 GW sample 2 @ 40 ml VOA vials) from CS. Field No. DPT626@8' (1515); LabID TT050718-W241

1523 Remove 10 ml GW sample W-235 from VOA vial W-235C-1. Add int/surr stds. Load onto PT-3. FN: DPT624@32' / Lab ID:TT050718-W-235. 1533 Inject

1530 Rec 1 GW sample 2 @ 40 ml VOA vials) from CS. Field No. DPT626@13' (1525); LabID TT050718-W242

1539 Remove 10 ml GW sample W-236 from VOA vial W-236C-1. Add int/surr stds. Load onto PT-3. FN: DPT625@8' / Lab ID:TT050718-W-236. 1549 Inject

1540 Rec 1 GW sample 2 @ 40 ml VOA vials) from CS. Field No. DPT626@18' (1535); LabID TT050718-W243

1550 Rec 1 GW sample 2 @ 40 ml VOA vials) from CS. Field No. DPT626@25' (1545); LabID TT050718-W244

1553 Remove 10 ml GW sample W-237 from VOA vial W-237C-1. Add int/surr stds. Load onto PT-3. FN: DPT625@13' / Lab ID:TT050718-W-237. 1603 Inject

1605 Rec 1 GW sample 2 @ 40 ml VOA vials) from CS. Field No. DPT626@32' (1600); LabID TT050718-W245

1608 Remove 3 ml GW sample W-238 from VOA vial W-238C-1. Add int/surr stds. Load onto PT-3. FN: DPT625@18' / Lab ID:TT050718-W-238. 1618 Inject

1623 Remove 3 ml GW sample W-239 from VOA vial W-239C-1. Add int/surr stds. Load onto PT-3. FN: DPT625@25' / Lab ID:TT050718-W-239. 1633 Inject

1630 Rec 1 GW sample 2 @ 40 ml VOA vials) from CS. Field No. DPT627@8' (1625); LabID TT050718-W246

1639 Remove 10 ml GW sample W-240 from VOA vial W-240C-1. Add int/surr stds. Load onto PT-3. FN: DPT625@32' / Lab ID:TT050718-W-240. 1649 Inject

1640 Rec 1 GW sample 2 @ 40 ml VOA vials) from CS. Field No. DPT627@13' (1635); LabID TT050718-W247

1650 Rec 1 GW sample 2 @ 40 ml VOA vials) from CS. Field No. DPT627@18' (1645); LabID TT050718-W248

1654 Remove 10 ml GW sample W-241 from VOA vial W-241C-1. Add int/surr stds. Load onto PT-3. FN: DPT626@8' / Lab ID:TT050718-W-241. 1504 Inject

1710 Remove 10 ml GW sample W-242 from VOA vial W-242C-1. Add int/surr stds. Load onto PT-3. FN: DPT626@13' / Lab ID:TT050718-W-242. 1720 Inject

1725 Remove 1 ml GW sample W-243 from VOA vial W-243C-1. Add int/surr stds. Load onto PT-3. FN: DPT626@18' / Lab ID:TT050718-W-243. 1735 Inject

1739 Remove 2 ml GW sample W-244 from VOA vial W-244C-1. Add int/surr stds. Load onto PT-3. FN: DPT626@25' / Lab ID:TT050718-W-244. 1749 Inject

1810 Discard samples in Idw drum.

5/23/18 Activities:

0835 Rec 1 GW sample 2 @ 40 ml VOA vials) from CS on ice. Temp = 65F. Field No. DPT627@25' (0800); LabID TT050718-W249

0835 Rec 1 GW sample 2 @ 40 ml VOA vials) from CS on ice. Field No. DPT627@32' (0815); LabID TT050718-W250

Sampler / Company On-site: Chuck Sorden - Tetratech

Delays: _____

Weather: _____

Date: 5/22-23/18 Page 12 of 16

Signature: 

Important phone calls / Changes:

ANALYTICAL LABORATORIES OF FLORIDA

FIELD ACTIVITIES FORM

Project Name: LC34 Site ALF Project: TT050818

Address: KSC, Fl.

PROJECT NOTES:

Method: EPA8260; Target Compounds: Vinyl chloride, 1,1-DCE, Freon 113, c/t-12,DCE andTCE. Lab#1/GC#5

5/23/18 Activities:

0843 Run BFB Dynamic hardware tune ; Refrigerator # 2 temp < -5C ; Ambient temp 76 F. National B7950-VZO 40 ml clear vials Lot# 00246366

0844 Run 10ml H20 with 100ng spike (fn: 052318ccv1.d). All compound responses between within 20 % expected response and ion ratios within 30% expected ratio.TuneGood.

0850 Rec 1 GW sample 2 @ 40 ml VOA vials) from CS. Field No. DPT628@8' (0845); LabID TT050718-W251

0858 Run method blank in (fn: 052318blk1.d) 10 ml H20. All analyte responses equal to or < 5% of lowest quantitation calibration standard.

0900 Rec 1 GW sample 2 @ 40 ml VOA vials) from CS. Field No. DPT628@13' (0855); LabID TT050718-W252

0905 Remove 10 ml GW sample W-245 from VOA vial W-245C-1. Add int/surr stds. Load onto PT-3. FN: DPT626@32' / Lab ID:TT050718-W-245. 0915 Inject

0910 Rec 1 GW sample 2 @ 40 ml VOA vials) from CS. Field No. DPT628@18' (0905); LabID TT050718-W253

0921 Remove 10 ml GW sample W-245 from VOA vial W-245C-2. Add 100ng,int/surr stds. Load onto PT-3. FN: DPT626@32' / Lab ID:TT050718-W-245ms. 0931 Inject

0925 Rec 1 GW sample 2 @ 40 ml VOA vials) from CS. Field No. DPT628@25' (0920); LabID TT050718-W254

0937 Remove 10 ml GW sample W-246 from VOA vial W-246C-1. Add int/surr stds. Load onto PT-3. FN: DPT627@8' / Lab ID:TT050718-W-246. 0947 Inject

0940 Rec 1 GW sample 2 @ 40 ml VOA vials) from CS. Field No. DPT628@32' (0935); LabID TT050718-W255

0953 Remove 10 ml GW sample W-247 from VOA vial W-247C-1. Add int/surr stds. Load onto PT-3. FN: DPT627@13' / Lab ID:TT050718-W-247. 1003 Inject

1005 Rec 1 GW sample 2 @ 40 ml VOA vials) from CS. Field No. DPT629@8' (1000); LabID TT050718-W256

1008 Remove 10 ml GW sample W-247 from VOA vial W-247C-2. Add int/surr stds. Load onto PT-3. FN: DPT627@13' / Lab ID:TT050718-W-247dup. 1018 Inject

1015 Rec 1 GW sample 2 @ 40 ml VOA vials) from CS. Field No. DPT629@13' (1010); LabID TT050718-W257

1023 Remove 1 ml GW sample W-248 from VOA vial W-248C-1. Add int/surr stds. Load onto PT-3. FN: DPT627@18' / Lab ID:TT050718-W-248. 1033 Inject

1025 Rec 1 GW sample 2 @ 40 ml VOA vials) from CS. Field No. DPT629@18' (1020); LabID TT050718-W258

1038 Remove 3 ml GW sample W-249 from VOA vial W-249C-1. Add int/surr stds. Load onto PT-3. FN: DPT627@25' / Lab ID:TT050718-W-249. 1048 Inject

1040 Rec 1 GW sample 2 @ 40 ml VOA vials) from CS. Field No. DPT629@25' (1035); LabID TT050718-W259

1053 Remove 10 ml GW sample W-250 from VOA vial W-250C-1. Add int/surr stds. Load onto PT-3. FN: DPT627@32' / Lab ID:TT050718-W-250. 1103 Inject

1055 Rec 1 GW sample 2 @ 40 ml VOA vials) from CS. Field No. DPT629@32' (1050); LabID TT050718-W260

1121 Run 10ml H20 with 100ng spike (fn: 052318ccv2.d). All compound responses between within 20 % expected response and ion ratios within 30% expected ratio.

1125 Rec 1 GW sample 2 @ 40 ml VOA vials) from CS. Field No. DPT630@8' (1120); LabID TT050718-W261

1135 Rec 1 GW sample 2 @ 40 ml VOA vials) from CS. Field No. DPT630@13' (1130); LabID TT050718-W262

1137 Run method blank in (fn: 052318blk2.d) 10 ml H20. All analyte responses equal to or < 5% of lowest quantitation calibration standard.

1143 Remove 10 ml GW sample W-251 from VOA vial W-251C-1. Add int/surr stds. Load onto PT-3. FN: DPT628@8' / Lab ID:TT050718-W-251. 1153 Inject

1158 Remove 10 ml GW sample W-251 from VOA vial W-251C-2. Add int/surr stds. Load onto PT-3. FN: DPT628@8' / Lab ID:TT050718-W-251DUP. 1208 Inject

1213 Remove 10 ml GW sample W-252 from VOA vial W-252C-1. Add int/surr stds. Load onto PT-3. FN: DPT628@13' / Lab ID:TT050718-W-252. 1223 Inject

1229 Remove 3 ml GW sample W-253 from VOA vial W-253C-1. Add int/surr stds. Load onto PT-3. FN: DPT628@18' / Lab ID:TT050718-W-253. 1239 Inject

1240 Rec 1 GW sample 2 @ 40 ml VOA vials) from CS. Field No. DPT630@18' (1235); LabID TT050718-W263

1244 Remove 3 ml GW sample W-254 from VOA vial W-254C-1. Add int/surr stds. Load onto PT-3. FN: DPT628@25' / Lab ID:TT050718-W-254. 1254 Inject

1255 Rec 1 GW sample 2 @ 40 ml VOA vials) from CS. Field No. DPT630@25' (1250); LabID TT050718-W264

1300 Remove 10 ml GW sample W-255 from VOA vial W-255C-1. Add int/surr stds. Load onto PT-3. FN: DPT628@32' / Lab ID:TT050718-W-255. 1310 Inject

1310 Rec 1 GW sample 2 @ 40 ml VOA vials) from CS. Field No. DPT630@32' (1305); LabID TT050718-W265

1315 Remove 10 ml GW sample W-255 from VOA vial W-255C-2. Add 100NG,int/surr stds. Load onto PT-3. FN: DPT628@32' / Lab ID:TT050718-W-255ms. 1325 Inject

1331 Remove 10 ml GW sample W-256 from VOA vial W-256C-1. Add int/surr stds. Load onto PT-3. FN: DPT629@8' / Lab ID:TT050718-W-256. 1341 Inject

1340 Rec 1 GW sample 2 @ 40 ml VOA vials) from CS. Field No. DPT631@8' (1330); LabID TT050718-W266

1345 Remove 10 ml GW sample W-257 from VOA vial W-257C-1. Add int/surr stds. Load onto PT-3. FN: DPT629@13' / Lab ID:TT050718-W-257. 1355 Inject

1350 Rec 1 GW sample 2 @ 40 ml VOA vials) from CS. Field No. DPT631@13' (1340); LabID TT050718-W267

1355 Rec 1 GW sample 2 @ 40 ml VOA vials) from CS. Field No. DPT631@18' (1350); LabID TT050718-W268

1400 Remove 3 ml GW sample W-258 from VOA vial W-258C-1. Add int/surr stds. Load onto PT-3. FN: DPT629@18' / Lab ID:TT050718-W-258. 1410 Inject

1410 Rec 1 GW sample 2 @ 40 ml VOA vials) from CS. Field No. DPT631@25' (1405); LabID TT050718-W269

1417 Remove 1 ml GW sample W-259 from VOA vial W-259C-1. Add int/surr stds. Load onto PT-3. FN: DPT629@25' / Lab ID:TT050718-W-259. 1427 Inject

1425 Rec 1 GW sample 2 @ 40 ml VOA vials) from CS. Field No. DPT631@32' (1420); LabID TT050718-W270

1433 Remove 10 ml GW sample W-260 from VOA vial W-260C-1. Add int/surr stds. Load onto PT-3. FN: DPT629@32' / Lab ID:TT050718-W-260. 1443 Inject

1448 Remove 10 ml GW sample W-261 from VOA vial W-261C-1. Add int/surr stds. Load onto PT-3. FN: DPT630@8' / Lab ID:TT050718-W-261. 1458 Inject

1450 Rec 1 GW sample 2 @ 40 ml VOA vials) from CS. Field No. DPT632@8' (1445); LabID TT050718-W271

1500 Rec 1 GW sample 2 @ 40 ml VOA vials) from CS. Field No. DPT632@13' (1455); LabID TT050718-W272

1504 Remove 10 ml GW sample W-262 from VOA vial W-262C-1. Add int/surr stds. Load onto PT-3. FN: DPT630@13' / Lab ID:TT050718-W-262. 1514 Inject

1510 Rec 1 GW sample 2 @ 40 ml VOA vials) from CS. Field No. DPT632@18' (1505); LabID TT050718-W273

1518 Remove 10 ml GW sample W-263 from VOA vial W-263C-1. Add int/surr stds. Load onto PT-3. FN: DPT630@18' / Lab ID:TT050718-W-263. 1528 Inject

1525 Rec 1 GW sample 2 @ 40 ml VOA vials) from CS. Field No. DPT632@25' (1520); LabID TT050718-W274

1536 Remove 3 ml GW sample W-265 from VOA vial W-265C-1. Add int/surr stds. Load onto PT-3. FN: DPT630@32' / Lab ID:TT050718-W-265. 1546 Inject

1540 Rec 1 GW sample 2 @ 40 ml VOA vials) from CS. Field No. DPT632@32' (1535); LabID TT050718-W275

Sampler / Company On-site: Chuck Sorden - Tetratech

Delays: _____

Weather: _____

Date: 5/23/18 Page 13 of 16

Signature: 

Important phone calls / Changes:

ANALYTICAL LABORATORIES OF FLORIDA

FIELD ACTIVITIES FORM

Project Name: LC34 Site ALF Project: TT050818

Address: KSC, Fl.

PROJECT NOTES:

Method: EPA8260; Target Compounds: Vinyl chloride, 1,1-DCE, Freon 113, c/t-12,DCE andTCE. Lab#1/GC#5

5/23/18 Activities:

1608 Remove 10 ml GW sample W-266 from VOA vial W-266C-1. Add int/surr stds. Load onto PT-3. FN: DPT631@8' / Lab ID:TT050718-W-266. 1618 Inject

1620 Rec 1 GW sample 2 @ 40 ml VOA vials) from CS. Field No. DPT633@8' (1615); LabID TT050718-W276

1625 Remove 10 ml GW sample W-267 from VOA vial W-267C-1. Add int/surr stds. Load onto PT-3. FN: DPT631@13' / Lab ID:TT050718-W-267. 1635 Inject

1630 Rec 1 GW sample 2 @ 40 ml VOA vials) from CS. Field No. DPT633@13' (1625); LabID TT050718-W277

1641 Remove 1 ml GW sample W-268 from VOA vial W-268C-1. Add int/surr stds. Load onto PT-3. FN: DPT631@18' / Lab ID:TT050718-W-268. 1651 Inject

1645 Rec 1 GW sample 2 @ 40 ml VOA vials) from CS. Field No. DPT633@18' (1635); LabID TT050718-W278

1656 Remove 0.5 ml GW sample W-269 from VOA vial W-269C-1. Add int/surr stds. Load onto PT-3. FN: DPT631@25' / Lab ID:TT050718-W-269. 1706 Inject

1704 Remove 10 ml GW sample W-270 from VOA vial W-270C-1. Add int/surr stds. Load onto PT-3. FN: DPT631@32' / Lab ID:TT050718-W-270. 1714 Inject

5/24/18 Activities:

0546 Run BFB Dynamic hardware tune ; Refrigerator # 2 temp < -5C ; Ambient temp 71 F. National B7950-VZO 40 ml clear vials Lot# 00246366

0547 Run 10ml H20 with 100ng spike (fn: 052418ccv1.d). All compound responses between within 20 % expected response and ion ratios within 30% expected ratio.TuneGood. except 1,1-DCE which is over 120%. Acceptable for samples that are nondetect.

0603 Run method blank in (fn: 052418blk1.d) 10 ml H20. All analyte responses equal to or < 5% of lowest quantitation calibration standard.

0609 Remove 10 ml GW sample W-271 from VOA vial W-271C-1. Add int/surr stds. Load onto PT-3. FN: DPT632@8' / Lab ID:TT050718-W-271. 0619 Inject

0625 Remove 10 ml GW sample W-271 from VOA vial W-271C-2. Add 100ng,int/surr stds. Load onto PT-3. FN: DPT632@8' / Lab ID:TT050718-W-271MS. 0635 Inject

0641 Remove 10 ml GW sample W-272 from VOA vial W-272C-1. Add int/surr stds. Load onto PT-3. FN: DPT632@13' / Lab ID:TT050718-W-272. 0651 Inject

0657 Remove 3 ml GW sample W-273 from VOA vial W-273C-1. Add int/surr stds. Load onto PT-3. FN: DPT632@18' / Lab ID:TT050718-W-273. 0707 Inject

0712 Remove 1 ml GW sample W-274 from VOA vial W-274C-1. Add int/surr stds. Load onto PT-3. FN: DPT632@25' / Lab ID:TT050718-W-274. 0722 Inject

0728 Remove 1 ml GW sample W-274 from VOA vial W-274C-2. Add int/surr stds. Load onto PT-3. FN: DPT632@25' / Lab ID:TT050718-W-274dup. 0738 Inject

0743 Remove 2 ml GW sample W-275 from VOA vial W-275C-1. Add int/surr stds. Load onto PT-3. FN: DPT632@32' / Lab ID:TT050718-W-275. 0753 Inject

0805 Rec 1 GW sample 2 @ 40 ml VOA vials) from CS. Field No. DPT633@25' (0755); LabID TT050718-W279

0820 Rec 1 GW sample 2 @ 40 ml VOA vials) from CS. Field No. DPT633@25' (0810); LabID TT050718-W280

0900 Remove 10 ml GW sample W-276 from VOA vial W-276C-1. Add int/surr stds. Load onto PT-3. FN: DPT633@8' / Lab ID:TT050718-W-276. 0910 Inject

0910 Rec 1 GW sample 2 @ 40 ml VOA vials) from CS. Field No. DPT634@8' (0905); LabID TT050718-W281

0915 Remove 10 ml GW sample W-277 from VOA vial W-277C-1. Add int/surr stds. Load onto PT-3. FN: DPT633@13' / Lab ID:TT050718-W-277. 0925 Inject

0925 Rec 1 GW sample 2 @ 40 ml VOA vials) from CS. Field No. DPT634@13' (0915); LabID TT050718-W282

0931 Remove 1 ml GW sample W-278 from VOA vial W-278C-1. Add int/surr stds. Load onto PT-3. FN: DPT633@18' / Lab ID:TT050718-W-278. 0941 Inject

0935 Rec 1 GW sample 2 @ 40 ml VOA vials) from CS. Field No. DPT634@18' (0925); LabID TT050718-W283

0945 Rec 1 GW sample 2 @ 40 ml VOA vials) from CS. Field No. DPT634@25' (0940); LabID TT050718-W284

0946 Remove 10 ml GW sample W-279 from VOA vial W-279C-1. Add int/surr stds. Load onto PT-3. FN: DPT633@25' / Lab ID:TT050718-W-279. 0956 Inject

1000 Rec 1 GW sample 2 @ 40 ml VOA vials) from CS. Field No. DPT634@32' (0955); LabID TT050718-W285

1001 Remove 10 ml GW sample W-280 from VOA vial W-280C-1. Add int/surr stds. Load onto PT-3. FN: DPT633@32' / Lab ID:TT050718-W-280. 1011 Inject

1017 Remove 10 ml GW sample W-281 from VOA vial W-281C-1. Add int/surr stds. Load onto PT-3. FN: DPT634@8' / Lab ID:TT050718-W-281. 1027 Inject

1033 Remove 10 ml GW sample W-282 from VOA vial W-282C-1. Add int/surr stds. Load onto PT-3. FN: DPT634@13' / Lab ID:TT050718-W-282. 1043 Inject

1048 Remove 3 ml GW sample W-283 from VOA vial W-283C-1. Add int/surr stds. Load onto PT-3. FN: DPT634@18' / Lab ID:TT050718-W-283. 1058 Inject

1050 Rec 1 GW sample 2 @ 40 ml VOA vials) from CS. Field No. DPT635@8' (1045); LabID TT050718-W286

1104 Remove 3 ml GW sample W-282 from VOA vial W-282C-2. Add int/surr stds. Load onto PT-3. FN: DPT634@13' / Lab ID:TT050718-W-282r. 1114 Inject

1100 Rec 1 GW sample 2 @ 40 ml VOA vials) from CS. Field No. DPT635@13' (1055); LabID TT050718-W287

1110 Rec 1 GW sample 2 @ 40 ml VOA vials) from CS. Field No. DPT635@18' (1105); LabID TT050718-W288

1125 Remove 10 ml GW sample W-284 from VOA vial W-284C-1. Add int/surr stds. Load onto PT-3. FN: DPT634@25' / Lab ID:TT050718-W-284. 1135 Inject

1130 Rec 1 GW sample 2 @ 40 ml VOA vials) from CS. Field No. DPT635@25' (1125); LabID TT050718-W289

1140 Remove 10 ml GW sample W-285 from VOA vial W-285C-1. Add int/surr stds. Load onto PT-3. FN: DPT634@32' / Lab ID:TT050718-W-285. 1150 Inject

1145 Rec 1 GW sample 2 @ 40 ml VOA vials) from CS. Field No. DPT635@32' (1140); LabID TT050718-W290

1157 Remove 10 ml GW sample W-286 from VOA vial W-286C-1. Add int/surr stds. Load onto PT-3. FN: DPT635@8' / Lab ID:TT050718-W-286. 1207 Inject

1210 Rec 1 GW sample 2 @ 40 ml VOA vials) from CS. Field No. DPT636@8' (1205); LabID TT050718-W291

1214 Remove 10 ml GW sample W-287 from VOA vial W-287C-1. Add int/surr stds. Load onto PT-3. FN: DPT635@13' / Lab ID:TT050718-W-287. 1224 Inject

1220 Rec 1 GW sample 2 @ 40 ml VOA vials) from CS. Field No. DPT636@13' (1215); LabID TT050718-W292

1230 Remove 1 ml GW sample W-288 from VOA vial W-288C-1. Add int/surr stds. Load onto PT-3. FN: DPT635@18' / Lab ID:TT050718-W-288. 1240 Inject

1247 Remove 10 ml GW sample W-289 from VOA vial W-289C-1. Add int/surr stds. Load onto PT-3. FN: DPT635@25' / Lab ID:TT050718-W-289. 1257 Inject

1302 Remove 10 ml GW sample W-290 from VOA vial W-290C-1. Add int/surr stds. Load onto PT-3. FN: DPT635@32' / Lab ID:TT050718-W-290. 1312 Inject

1305 Rec 1 GW sample 2 @ 40 ml VOA vials) from CS. Field No. DPT636@18' (1300); LabID TT050718-W293

1320 Rec 1 GW sample 2 @ 40 ml VOA vials) from CS. Field No. DPT636@25' (1315); LabID TT050718-W294

1330 Run 10ml H20 with 100ng spike (fn: 052518ccv2.d). All compound responses between within 20 % expected response and ion ratios within 30% expected ratio.

Sampler / Company On-site: Chuck Sorden - Tetratech

Delays: _____

Weather: _____

Date: 5/23-24/18 Page 14 of 16

Signature: 

Important phone calls / Changes:

ANALYTICAL LABORATORIES OF FLORIDA

FIELD ACTIVITIES FORM

Project Name: LC34 Site ALF Project: TT050818

Address: KSC, Fl.

PROJECT NOTES:

Method: EPA8260; Target Compounds: Vinyl chloride, 1,1-DCE, Freon 113, c/t-12,DCE andTCE. Lab#1/GC#5

5/24/18 Activities:

1335 Rec 1 GW sample 2 @ 40 ml VOA vials) from CS. Field No. DPT636@32' (1330); LabID TT050718-W295

1345 Run method blank in (fn: 052418blk2.d) 10 ml H20. All analyte responses equal to or < 5% of lowest quantitation calibration standard.

1351 Remove 10 ml GW sample W-291 from VOA vial W-291C-1. Add int/surr stds. Load onto PT-3. FN: DPT636@8' / Lab ID:TT050718-W-291. 1401 Inject

1400 Rec 1 GW sample 2 @ 40 ml VOA vials) from CS. Field No. DPT637@8' (1355); LabID TT050718-W296

1406 Remove 10 ml GW sample W-291 from VOA vial W-291C-2. Add 100NG,int/surr stds. Load onto PT-3. FN: DPT636@8' / Lab ID:TT050718-W-291MS. 1416 Inject

1410 Rec 1 GW sample 2 @ 40 ml VOA vials) from CS. Field No. DPT637@13' (1405); LabID TT050718-W297

1420 Rec 1 GW sample 2 @ 40 ml VOA vials) from CS. Field No. DPT637@18' (1415); LabID TT050718-W298

1422 Remove 5 ml GW sample W-292 from VOA vial W-292C-1. Add int/surr stds. Load onto PT-3. FN: DPT636@13' / Lab ID:TT050718-W-292. 1432 Inject

1435 Rec 1 GW sample 2 @ 40 ml VOA vials) from CS. Field No. DPT637@25' (1430); LabID TT050718-W299

1438 Remove 5 ml GW sample W-292 from VOA vial W-292C-2. Add int/surr stds. Load onto PT-3. FN: DPT636@13' / Lab ID:TT050718-W-292DUP. 1448 Inject

1450 Rec 1 GW sample 2 @ 40 ml VOA vials) from CS. Field No. DPT637@32' (1445); LabID TT050718-W300

1453 Remove 2 ml GW sample W-293 from VOA vial W-293C-1. Add int/surr stds. Load onto PT-3. FN: DPT636@18' / Lab ID:TT050718-W-293. 1503 Inject

1509 Remove 1 ml GW sample W-294 from VOA vial W-294C-1. Add int/surr stds. Load onto PT-3. FN: DPT636@25' / Lab ID:TT050718-W-294. 1519 Inject

1520 Rec 1 GW sample 2 @ 40 ml VOA vials) from CS. Field No. DPT638@8' (1515); LabID TT050718-W301

1524 Remove 10 ml GW sample W-295 from VOA vial W-295C-1. Add int/surr stds. Load onto PT-3. FN: DPT636@32' / Lab ID:TT050718-W-295. 1534 Inject

1535 Rec 1 GW sample 2 @ 40 ml VOA vials) from CS. Field No. DPT638@13' (1530); LabID TT050718-W302

1538 Remove 10 ml GW sample W-296 from VOA vial W-296C-1. Add int/surr stds. Load onto PT-3. FN: DPT637@8' / Lab ID:TT050718-W-296. 1548 Inject

1550 Rec 1 GW sample 2 @ 40 ml VOA vials) from CS. Field No. DPT638@18' (1545); LabID TT050718-W303

1554 Remove 5 ml GW sample W-297 from VOA vial W-297C-1. Add int/surr stds. Load onto PT-3. FN: DPT637@13' / Lab ID:TT050718-W-297. 1604 Inject

1605 Rec 1 GW sample 2 @ 40 ml VOA vials) from CS. Field No. DPT638@25' (1600); LabID TT050718-W304

1610 Remove 1 ml GW sample W-298 from VOA vial W-298C-1. Add int/surr stds. Load onto PT-3. FN: DPT637@18' / Lab ID:TT050718-W-298. 1620 Inject

1620 Rec 1 GW sample 2 @ 40 ml VOA vials) from CS. Field No. DPT638@32' (1615); LabID TT050718-W305

1625 Remove 3 ml GW sample W-297 from VOA vial W-297C-2. Add int/surr stds. Load onto PT-3. FN: DPT637@13' / Lab ID:TT050718-W-297R. 1635 Inject

1640 Remove 1 ml GW sample W-299 from VOA vial W-299C-1. Add int/surr stds. Load onto PT-3. FN: DPT637@25' / Lab ID:TT050718-W-299. 1650 Inject

1650 Rec 1 GW sample 2 @ 40 ml VOA vials) from CS. Field No. DPT639@8' (1640); LabID TT050718-W306

1655 Remove 10 ml GW sample W-300 from VOA vial W-300C-1. Add int/surr stds. Load onto PT-3. FN: DPT637@32' / Lab ID:TT050718-W-300. 1705 Inject

1655 Rec 1 GW sample 2 @ 40 ml VOA vials) from CS. Field No. DPT639@13' (1650); LabID TT050718-W307

1702 Remove 10 ml GW sample W-301 from VOA vial W-301C-1. Add int/surr stds. Load onto PT-3. FN: DPT638@8' / Lab ID:TT050718-W-301. 1712 Inject

1710 Rec 1 GW sample 2 @ 40 ml VOA vials) from CS. Field No. DPT639@18' (1705); LabID TT050718-W308

1726 Remove 10 ml GW sample W-302 from VOA vial W-302C-1. Add int/surr stds. Load onto PT-3. FN: DPT638@13' / Lab ID:TT050718-W-302. 1736 Inject

1742 Remove 0.25 ml GW sample W-303 from VOA vial W-303C-1. Add int/surr stds. Load onto PT-3. FN: DPT638@18' / Lab ID:TT050718-W-303. 1752 Inject

1757 Remove 3 ml GW sample W-303 from VOA vial W-303C-2. Add int/surr stds. Load onto PT-3. FN: DPT638@18' / Lab ID:TT050718-W-303r. 1807 Inject

1813 Remove 3 ml GW sample W-304 from VOA vial W-304C-1. Add int/surr stds. Load onto PT-3. FN: DPT638@25' / Lab ID:TT050718-W-304. 1823 Inject

1828 Remove 10 ml GW sample W-305 from VOA vial W-305C-1. Add int/surr stds. Load onto PT-3. FN: DPT638@32' / Lab ID:TT050718-W-305. 1838 Inject

1843 Remove 10 ml GW sample W-306 from VOA vial W-306C-1. Add int/surr stds. Load onto PT-3. FN: DPT639@8' / Lab ID:TT050718-W-306. 1853 Inject

1858 Remove 10 ml GW sample W-307 from VOA vial W-307C-1. Add int/surr stds. Load onto PT-3. FN: DPT639@13' / Lab ID:TT050718-W-307. 1908 Inject

1913 Remove 10 ml GW sample W-308 from VOA vial W-308C-1. Add int/surr stds. Load onto PT-3. FN: DPT639@18' / Lab ID:TT050718-W-308. 1923 Inject

1930 Discard samples in IDW drum.

5/25/18 Activities:

0810 Rec 1 GW sample 2 @ 40 ml VOA vials) from CS. Field No. DPT639@25' (0800); LabID TT050718-W309

0820 Rec 1 GW sample 2 @ 40 ml VOA vials) from CS. Field No. DPT639@32' (0815); LabID TT050718-W310

0823 Run BFB Dynamic hardware tune ; Refrigerator # 2 temp < -5C ; Ambient temp 81 F. National B7950-VZO 40 ml clear vials Lot# 00246366

0824 Run 10ml H20 with 100ng spike (fn: 052518ccv1.d). All compound responses between within 20 % expected response and ion ratios within 30% expected ratio.Tunegood.

0839 Run method blank in (fn: 052518blk1.d) 10 ml H20. All analyte responses equal to or < 5% of lowest quantitation calibration standard.

0845 Remove 10 ml GW sample W-309 from VOA vial W-309C-1. Add int/surr stds. Load onto PT-3. FN: DPT639@25' / Lab ID:TT050718-W-309. 0855 Inject

0850 Rec 1 GW sample 2 @ 40 ml VOA vials) from CS. Field No. DPT640@8' (0845); LabID TT050718-W311

0900 Rec 1 GW sample 2 @ 40 ml VOA vials) from CS. Field No. DPT640@13' (0855); LabID TT050718-W312

0900 Remove 10 ml GW sample W-309 from VOA vial W-309C-2. Add int/surr stds. Load onto PT-3. FN: DPT639@25' / Lab ID:TT050718-W-309dup. 0910 Inject

0915 Rec 1 GW sample 2 @ 40 ml VOA vials) from CS. Field No. DPT640@18' (0910); LabID TT050718-W313

0916 Remove 10 ml GW sample W-310 from VOA vial W-310C-1. Add int/surr stds. Load onto PT-3. FN: DPT639@32' / Lab ID:TT050718-W-310. 0926 Inject

0930 Rec 1 GW sample 2 @ 40 ml VOA vials) from CS. Field No. DPT640@25' (0925); LabID TT050718-W314

0931 Remove 10 ml GW sample W-310 from VOA vial W-310C-2. Add 100ng,int/surr stds. Load onto PT-3. FN: DPT639@32' / Lab ID:TT050718-W-310ms. 0941 Inject

0947 Remove 10 ml GW sample W-311 from VOA vial W-311C-1. Add int/surr stds. Load onto PT-3. FN: DPT640@8' / Lab ID:TT050718-W-311. 0957 Inject

Sampler / Company On-site: Chuck Sorden - Tetratech

Delays: _____

Weather: _____

Date: 5/24-25/18 Page 15 of 16

Signature: 

Important phone calls / Changes:

ANALYTICAL LABORATORIES OF FLORIDA

FIELD ACTIVITIES FORM

Project Name: LC34 Site ALF Project: TT050818

Address: KSC, Fl.

PROJECT NOTES:

Method: EPA8260; Target Compounds: Vinyl chloride, 1,1-DCE, Freon 113, c/t-12,DCE andTCE. Lab#1/GC#5

5/25/18 Activities:

0950 Rec 1 GW sample 2 @ 40 ml VOA vials) from CS. Field No. DPT640@32' (0940); LabID TT050718-W315

1003 Remove 10 ml GW sample W-312 from VOA vial W-312C-1. Add int/surr stds. Load onto PT-3. FN: DPT640@13' / Lab ID:TT050718-W-312. 1013 Inject

1010 Rec 1 GW sample 2 @ 40 ml VOA vials) from CS. Field No. DPT641@8' (1005); LabID TT050718-W316

1018 Remove 10 ml GW sample W-313 from VOA vial W-313C-1. Add int/surr stds. Load onto PT-3. FN: DPT640@18' / Lab ID:TT050718-W-313. 1028 Inject

1020 Rec 1 GW sample 2 @ 40 ml VOA vials) from CS. Field No. DPT641@13' (1015); LabID TT050718-W317

1030 Rec 1 GW sample 2 @ 40 ml VOA vials) from CS. Field No. DPT641@18' (1025); LabID TT050718-W318

1034 Remove 10 ml GW sample W-314 from VOA vial W-314C-1. Add int/surr stds. Load onto PT-3. FN: DPT640@25' / Lab ID:TT050718-W-314. 1044 Inject

1049 Remove 10 ml GW sample W-315 from VOA vial W-315C-1. Add int/surr stds. Load onto PT-3. FN: DPT640@32' / Lab ID:TT050718-W-315. 1059 Inject

1055 Rec 1 GW sample 2 @ 40 ml VOA vials) from CS. Field No. DPT641@25' (1050); LabID TT050718-W319

1105 Remove 10 ml GW sample W-316 from VOA vial W-316C-1. Add int/surr stds. Load onto PT-3. FN: DPT641@8' / Lab ID:TT050718-W-316. 1115 Inject

1110 Rec 1 GW sample 2 @ 40 ml VOA vials) from CS. Field No. DPT641@32' (1105); LabID TT050718-W320

1120 Remove 10 ml GW sample W-317 from VOA vial W-317C-1. Add int/surr stds. Load onto PT-3. FN: DPT641@13' / Lab ID:TT050718-W-317. 1130 Inject

1136 Remove 10 ml GW sample W-318 from VOA vial W-318C-1. Add int/surr stds. Load onto PT-3. FN: DPT641@18' / Lab ID:TT050718-W-318. 1146 Inject

1150 Remove 10 ml GW sample W-319 from VOA vial W-319C-1. Add int/surr stds. Load onto PT-3. FN: DPT641@25' / Lab ID:TT050718-W-319. 1200 Inject

1206 Remove 10 ml GW sample W-320 from VOA vial W-320C-1. Add int/surr stds. Load onto PT-3. FN: DPT641@32' / Lab ID:TT050718-W-320. 1216 Inject

1230 Discard samples in IDW drum.

^

Sampler / Company On-site: Chuck Sorden - Tetratech

Delays:

Weather:

Date: 5/25/18 Page 16 of 16

Signature:

Important phone calls / Changes:

ANALYTICAL LABORATORIES OF FLORIDA

FIELD ACTIVITIES FORM

Project Name: LC34 Site ALF Project: TT050818

Address: KSC, Fl.

PROJECT NOTES:

Method: EPA8260; Target Compounds: Vinyl chloride, 1,1-DCE, Freon 113, c/t-12,DCE andTCE. Lab#1/GC#5

5/7/18 Activities: Calibrate GC#5/Lab#1 Ref#2 Temperature: < 5C 0815 hrs.

Method (soil/water) Blank(s): All responses < 5% of Lowest reported Reg Limit

Cal(water/soil)Curve(s): fn: 050718DRY6F.M All % RF RSD < 20 %

Cal(water/soil)Curve(s): All standards ion ratios are within 30% of mid level standard. All compound Response Factor ratios are > 0.1 or >0.2

Cal(water/soil)Curve(s): Second Source expected % Recovery met +/- 30 % of expected response (ng)

Lowest Concen level: Recalibrated Detection level standard meet +/- 30 % expected response (10ng level)

Cal(water)Curve(s): Blank passed tune acceptance criteria of EPA 8260C Section 11.3.1

Quant Limit: 10 ng for all compounds. Linear range to 3000ng, c12dce and tce to 5000ng

0900 - 1330 Calibrate GC#5/Lab#1

1344 Rec 1 GW sample (2 @ 40 ml VOA vials) from CS on ice. Field No. DP0605@8' (1340); LabID TT050718-W01

1347 Remove 10 ml GW sample W-01 from VOA vial W-01C-1. Add int/surr stds. Load onto PT-3. FN: DPT0605@8' / Lab ID:TT050718-W-01. 1357 Inject

1355 Rec 1 GW sample (2 @ 40 ml VOA vials) from CS on ice. Field No. DP0605@13' (1355); LabID TT050718-W02

1403 Remove 10 ml GW sample W-01 from VOA vial W-01C-2. Add 100ng,int/surr stds. Load onto PT-3. FN: DPT0605@8' / Lab ID:TT050718-W-01MS. 1413 Inject

1405 Rec 1 GW sample (2 @ 40 ml VOA vials) from CS on ice. Field No. DP0605@18' (1400); LabID TT050718-W03

1418 Remove 10 ml GW sample W-02 from VOA vial W-02C-1. Add int/surr stds. Load onto PT-3. FN: DPT0605@13' / Lab ID:TT050718-W-02. 1428 Inject

1419 Rec 1 GW sample (2 @ 40 ml VOA vials) from CS on ice. Field No. DP0605@23' (1415); LabID TT050718-W04

1433 Remove 10 ml GW sample W-03 from VOA vial W-03C-1. Add int/surr stds. Load onto PT-3. FN: DPT0605@18' / Lab ID:TT050718-W-03. 1443 Inject

1435 Rec 1 GW sample (2 @ 40 ml VOA vials) from CS on ice. Field No. DP0605@28' (1430); LabID TT050718-W05

1448 Remove 3 ml GW sample W-04 from VOA vial W-04C-1. Add int/surr stds. Load onto PT-3. FN: DPT0605@23' / Lab ID:TT050718-W-04. 1458 Inject

1450 Rec 1 GW sample (2 @ 40 ml VOA vials) from CS on ice. Field No. DP0605@33' (1445); LabID TT050718-W06

1507 Remove 3 ml GW sample W-05 from VOA vial W-05C-1. Add int/surr stds. Load onto PT-3. FN: DPT0605@28' / Lab ID:TT050718-W-05. 1517 Inject

1510 Rec 1 GW sample (2 @ 40 ml VOA vials) from CS on ice. Field No. DP0605@38' (1500); LabID TT050718-W07

1523 Rec 1 GW sample (2 @ 40 ml VOA vials) from CS on ice. Field No. DP0605@43' (1520); LabID TT050718-W08

1543 Remove 0.05 ml GW sample W-05 from VOA vial W-05C-2. Add int/surr stds. Load onto PT-3. FN: DPT0605@28' / Lab ID:TT050718-W-05R. 1553 Inject

1558 Remove 1 ml GW sample W-04 from VOA vial W-04C-2. Add int/surr stds. Load onto PT-3. FN: DPT0605@23' / Lab ID:TT050718-W-04dup. 1608 Inject

1613 Remove 0.025 ml GW sample W-06 from VOA vial W-06C-1. Add int/surr stds. Load onto PT-3. FN: DPT0605@33' / Lab ID:TT050718-W-06. 1623 Inject

1628 Remove 0.025 ml GW sample W-07 from VOA vial W-07C-1. Add int/surr stds. Load onto PT-3. FN: DPT0605@38' / Lab ID:TT050718-W-07. 1638 Inject

1643 Remove 3 ml GW sample W-08 from VOA vial W-08C-1. Add int/surr stds. Load onto PT-3. FN: DPT0605@43' / Lab ID:TT050718-W-08. 1653 Inject

1635 Rec 1 GW sample (2 @ 40 ml VOA vials) from CS on ice. Field No. DP0605@48' (1630); LabID TT050718-W09

1655 Rec 1 GW sample (2 @ 40 ml VOA vials) from CS on ice. Field No. DP0605@53' (1650); LabID TT050718-W10

1658 Remove 3 ml GW sample W-09 from VOA vial W-09C-1. Add int/surr stds. Load onto PT-3. FN: DPT0605@48' / Lab ID:TT050718-W-09. 1708 Inject

1714 Remove 10 ml GW sample W-10 from VOA vial W-10C-1. Add int/surr stds. Load onto PT-3. FN: DPT0605@53' / Lab ID:TT050718-W-10. 1724 Inject

1720 Rec 1 GW sample (2 @ 40 ml VOA vials) from CS on ice. Field No. DP0605@58' (1715); LabID TT050718-W11

1729 Remove 10 ml GW sample W-11 from VOA vial W-11C-1. Add int/surr stds. Load onto PT-3. FN: DPT0605@58' / Lab ID:TT050718-W-11. 1739 Inject

1750 Rec 1 GW sample (2 @ 40 ml VOA vials) from CS on ice. Field No. DP0605@63' (1745); LabID TT050718-W12

1751 Remove 10 ml GW sample W-12 from VOA vial W-12C-1. Add int/surr stds. Load onto PT-3. FN: DPT0605@63' / Lab ID:TT050718-W-12. 1801 Inject

5/8/18 Activities:

0845 Rec 1 GW sample (2 @ 40 ml VOA vials) from CS on ice. Temp = 65F. Field No. DP0605@68' (0815); LabID TT050718-W13

0845 Rec 1 GW sample (2 @ 40 ml VOA vials) from CS on ice. Field No. DP0605@73' (0850); LabID TT050718-W14

0853 Run BFB Dynamic hardware tune ; Refrigerator # 2 temp < -5C ; Ambient temp 64 F. National B7950-VZO 40 ml clear vials Lot# 00246366

0855 Run method blank in (fn: 050818blk1.d) 10 ml H20. All analyte responses equal to or < 5% of lowest quantitation calibration standard.TuneGood.

0910 Run 10ml H20 with 100ng spike (fn: 050818ccv1.d). All compound responses between within 20 % expected response and ion ratios within 30% expected ratio.

0925 Rec 1 GW sample (2 @ 40 ml VOA vials) from CS on ice. Field No. DP0605@78' (0920); LabID TT050718-W15

0931 Remove 0.035 ml GW sample W-06 from VOA vial W-06C-2. Add int/surr stds. Load onto PT-3. FN: DPT0605@33' / Lab ID:TT050718-W-06rerun. 0941 Inject

0947 Remove 0.035 ml GW sample W-07 from VOA vial W-07C-2. Add int/surr stds. Load onto PT-3. FN: DPT0605@38' / Lab ID:TT050718-W-07rerun. 0957 Inject

0950 Rec 1 GW sample (2 @ 40 ml VOA vials) from CS on ice. Field No. DP0605@83' (0945); LabID TT050718-W16

1002 Remove 0.035 ml GW sample W-07 from VOA vial W-07C-2 syringe. Add int/surr stds. Load onto PT-3. FN: DPT0605@38' / Lab ID:TT050718-W-07rerunDUP. 1012 Inject

1019 Remove 10 ml GW sample W-13 from VOA vial W-13C-1. Add int/surr stds. Load onto PT-3. FN: DPT0605@68' / Lab ID:TT050718-W-13. 1029 Inject

1035 Remove 10 ml GW sample W-13 from VOA vial W-13C-2. Add 100NG,int/surr stds. Load onto PT-3. FN: DPT0605@68' / Lab ID:TT050718-W-13ms. 1045 Inject

1050 Remove 10 ml GW sample W-14 from VOA vial W-14C-1. Add int/surr stds. Load onto PT-3. FN: DPT0605@73' / Lab ID:TT050718-W-14. 1100 Inject

1106 Remove 10 ml GW sample W-15 from VOA vial W-15C-1. Add int/surr stds. Load onto PT-3. FN: DPT0605@78' / Lab ID:TT050718-W-15. 1116 Inject

Sampler / Company On-site: Chuck Sorden - Tetratech

Delays:

Weather:

Date: 5/7-8/18 Page 1 of 16

Signature:

Important phone calls / Changes:

ANALYTICAL LABORATORIES OF FLORIDA

FIELD ACTIVITIES FORM

Project Name: LC34 Site ALF Project: TT050818

Address: KSC, Fl.

PROJECT NOTES:

Method: EPA8260; Target Compounds: Vinyl chloride, 1,1-DCE, Freon 113, c/t-12,DCE andTCE. Lab#1/GC#5

5/8/18 Activities:

1121 Remove 10 ml GW sample W-16 from VOA vial W-16C-1. Add int/surr stds. Load onto PT-3. FN: DPT0605@83' / Lab ID:TT050718-W-16. 1131 Inject

1224 Run 10ml H20 with 100ng spike (fn: 050818ccv2.d). All compound responses between within 20 % expected response and ion ratios within 30% expected ratio.

1242 Run method blank in (fn: 050818blk2.d) 10 ml H20. All analyte responses equal to or < 5% of lowest quantitation calibration standard.

1352 Rec 1 GW sample (2 @ 40 ml VOA vials) from CS on ice. Field No. DP0606@8' (1350); LabID TT050718-W17

1353 Remove 10 ml GW sample W-17 from VOA vial W-17C-1. Add int/surr stds. Load onto PT-3. FN: DPT0606@8' / Lab ID:TT050718-W-17. 1403 Inject

1402 Rec 1 GW sample (2 @ 40 ml VOA vials) from CS on ice. Field No. DP0606@13' (1400); LabID TT050718-W18

1410 Remove 10 ml GW sample W-17 from VOA vial W-17C-2. Add 100NG,int/surr stds. Load onto PT-3. FN: DPT0606@8' / Lab ID:TT050718-W-17ms. 1420 Inject

1413 Rec 1 GW sample (2 @ 40 ml VOA vials) from CS on ice. Field No. DP0606@18' (1410); LabID TT050718-W19

1423 Rec 1 GW sample (2 @ 40 ml VOA vials) from CS on ice. Field No. DP0606@23' (1420); LabID TT050718-W20

1427 Remove 10 ml GW sample W-18 from VOA vial W-18C-1. Add int/surr stds. Load onto PT-3. FN: DPT0606@13' / Lab ID:TT050718-W-18. 1437 Inject

1440 Rec 1 GW sample (2 @ 40 ml VOA vials) from CS on ice. Field No. DP0606@28' (1435); LabID TT050718-W21

1442 Remove 5 ml GW sample W-19 from VOA vial W-19C-1. Add int/surr stds. Load onto PT-3. FN: DPT0606@18' / Lab ID:TT050718-W-19. 1452 Inject

1455 Rec 1 GW sample (2 @ 40 ml VOA vials) from CS on ice. Field No. DP0606@33' (1450); LabID TT050718-W22

1459 Remove 1 ml GW sample W-20 from VOA vial W-20C-1. Add int/surr stds. Load onto PT-3. FN: DPT0606@23' / Lab ID:TT050718-W-20. 1509 Inject

1510 Rec 1 GW sample (2 @ 40 ml VOA vials) from CS on ice. Field No. DP0606@38' (1505); LabID TT050718-W23

1522 Rec 1 GW sample (2 @ 40 ml VOA vials) from CS on ice. Field No. DP0606@43' (1520); LabID TT050718-W24

1531 Remove 0.035 ml GW sample W-21 from VOA vial W-21C-1. Add int/surr stds. Load onto PT-3. FN: DPT0606@28' / Lab ID:TT050718-W-20. 1541 Inject

1546 Remove 0.035 ml GW sample W-20 from VOA vial W-20C-2. Add int/surr stds. Load onto PT-3. FN: DPT0606@23' / Lab ID:TT050718-W-20RERUN. 1556 Inject

1600 Rec 1 GW sample (2 @ 40 ml VOA vials) from CS on ice. Field No. DP0606@48' (1555); LabID TT050718-W25

1602 Remove 0.1 ml GW sample W-22 from VOA vial W-22C-1. Add int/surr stds. Load onto PT-3. FN: DPT0606@33' / Lab ID:TT050718-W-22. 1612 Inject

1617 Rec 1 GW sample (2 @ 40 ml VOA vials) from CS on ice. Field No. DP0606@53' (1615); LabID TT050718-W26

1617 Remove 1 ml GW sample W-22 from VOA vial W-22C-2. Add int/surr stds. Load onto PT-3. FN: DPT0606@33' / Lab ID:TT050718-W-22DUP. 1627 Inject

1633 Remove 1 ml GW sample W-23 from VOA vial W-23C-1. Add int/surr stds. Load onto PT-3. FN: DPT0606@38' / Lab ID:TT050718-W-23. 1643 Inject

1637 Rec 1 GW sample (2 @ 40 ml VOA vials) from CS on ice. Field No. DP0606@58' (1635); LabID TT050718-W27

1647 Remove 3 ml GW sample W-24 from VOA vial W-24C-1. Add int/surr stds. Load onto PT-3. FN: DPT0606@43' / Lab ID:TT050718-W-24. 1657 Inject

1703 Remove 10 ml GW sample W-25 from VOA vial W-25C-1. Add int/surr stds. Load onto PT-3. FN: DPT0606@48' / Lab ID:TT050718-W-25. 1713 Inject

1706 Rec 1 GW sample (2 @ 40 ml VOA vials) from CS on ice. Field No. DP0606@63' (1700); LabID TT050718-W28

1719 Remove 10 ml GW sample W-26 from VOA vial W-26C-1. Add int/surr stds. Load onto PT-3. FN: DPT0606@53' / Lab ID:TT050718-W-26. 1729 Inject

1730 Rec 1 GW sample (2 @ 40 ml VOA vials) from CS on ice. Field No. DP0606@68' (1725); LabID TT050718-W29

1734 Remove 10 ml GW sample W-27 from VOA vial W-27C-1. Add int/surr stds. Load onto PT-3. FN: DPT0606@58' / Lab ID:TT050718-W-27. 1744 Inject

1749 Remove 10 ml GW sample W-28 from VOA vial W-28C-1. Add int/surr stds. Load onto PT-3. FN: DPT0606@63' / Lab ID:TT050718-W-28. 1759 Inject

1800 Rec 1 GW sample (2 @ 40 ml VOA vials) from CS on ice. Field No. DP0606@73' (1755); LabID TT050718-W30

1804 Remove 5 ml GW sample W-29 from VOA vial W-29C-1. Add int/surr stds. Load onto PT-3. FN: DPT0606@68' / Lab ID:TT050718-W-29. 1814 Inject

1820 Remove 10 ml GW sample W-30 from VOA vial W-30C-1. Add int/surr stds. Load onto PT-3. FN: DPT0606@73' / Lab ID:TT050718-W-30. 1825 Inject

1825 Rec 1 GW sample (2 @ 40 ml VOA vials) from CS on ice. Field No. DP0606@78' (1820); LabID TT050718-W31

1834 Remove 10 ml GW sample W-31 from VOA vial W-31C-1. Add int/surr stds. Load onto PT-3. FN: DPT0606@78' / Lab ID:TT050718-W-31. 1844 Inject

1850 Rec 1 GW sample (2 @ 40 ml VOA vials) from CS on ice. Field No. DP0606@83' (1845); LabID TT050718-W32

1851 Remove 10 ml GW sample W-32 from VOA vial W-32C-1. Add int/surr stds. Load onto PT-3. FN: DPT0606@83' / Lab ID:TT050718-W-32. 1900 Inject

5/9/18 Activities:

0925 Rec 1 GW sample (2 @ 40 ml VOA vials) from CS. Field No. DP0607@8' (0915); LabID TT050718-W33

0931 Rec 1 GW sample (2 @ 40 ml VOA vials) from CS. Field No. DP0607@13' (0925); LabID TT050718-W34

0933 Run BFB Dynamic hardware tune ; Refrigerator # 2 temp < -5C ; Ambient temp 72 F. National B7950-VZO 40 ml clear vials Lot# 00246366

0935 Run method blank in (fn: 050918blk1.d) 10 ml H20. All analyte responses equal to or < 5% of lowest quantitation calibration standard.TuneGood.

0943 Rec 1 GW sample (2 @ 40 ml VOA vials) from CS. Field No. DP0607@18' (0940); LabID TT050718-W35

0951 Run 10ml H20 with 100ng spike (fn: 050918ccv1.d). All compound responses between within 20 % expected response and ion ratios within 30% expected ratio.

1000 Rec 1 GW sample (2 @ 40 ml VOA vials) from CS. Field No. DP0607@23' (0955); LabID TT050718-W36

1013 Remove 10 ml GW sample W-33 from VOA vial W-33C-1. Add int/surr stds. Load onto PT-3. FN: DPT0607@8' / Lab ID:TT050718-W-33. 1023 Inject

1015 Rec 1 GW sample (2 @ 40 ml VOA vials) from CS. Field No. DP0607@28' (1010); LabID TT050718-W37

1030 Remove 10 ml GW sample W-33 from VOA vial W-33C-2. Add 100NG,int/surr stds. Load onto PT-3. FN: DPT0607@8' / Lab ID:TT050718-W-33ms. 1040 Inject

1033 Rec 1 GW sample (2 @ 40 ml VOA vials) from CS. Field No. DP0607@33' (1025); LabID TT050718-W38

1043 Rec 1 GW sample (2 @ 40 ml VOA vials) from CS. Field No. DP0607@38' (1040); LabID TT050718-W39

1046 Remove 10 ml GW sample W-34 from VOA vial W-34C-1. Add int/surr stds. Load onto PT-3. FN: DPT0607@13' / Lab ID:TT050718-W-34. 1056 Inject

1100 Rec 1 GW sample (2 @ 40 ml VOA vials) from CS. Field No. DP0607@43' (1055); LabID TT050718-W40

Sampler / Company On-site: Chuck Sorden - Tetratech

Delays: _____

Weather: _____

Date: 5/8-9/18 Page 2 of 16

Signature: 

Important phone calls / Changes:

ANALYTICAL LABORATORIES OF FLORIDA

FIELD ACTIVITIES FORM

Project Name: LC34 Site ALF Project: TT050818

Address: KSC, Fl.

PROJECT NOTES:

Method: EPA8260; Target Compounds: Vinyl chloride, 1,1-DCE, Freon 113, c/t-12,DCE andTCE. Lab#1/GC#5

5/9/18 Activities:

1101 Remove 5 ml GW sample W-35 from VOA vial W-35C-1. Add int/surr stds. Load onto PT-3. FN: DPT0607@18' / Lab ID:TT050718-W-35. 1111 Inject

1120 Remove 3 ml GW sample W-36 from VOA vial W-36C-1. Add int/surr stds. Load onto PT-3. FN: DPT0607@23' / Lab ID:TT050718-W-36. 1130 Inject

1130 Rec 1 GW sample (2 @ 40 ml VOA vials) from CS. Field No. DP0607@48' (1125); LabID TT050718-W41

1137 Remove 1 ml GW sample W-37 from VOA vial W-37C-1. Add int/surr stds. Load onto PT-3. FN: DPT0607@28' / Lab ID:TT050718-W-37. 1147 Inject

1152 Remove 0.1 ml GW sample W-37 from VOA vial W-37C-2. Add int/surr stds. Load onto PT-3. FN: DPT0607@28' / Lab ID:TT050718-W-37r. 1202 Inject

1208 Remove 0.1 ml GW sample W-37 from VOA vial W-37C-2SYRINGE. Add int/surr stds. Load onto PT-3. FN: DPT0607@28' / Lab ID:TT050718-W-37DUP. 1218 Inject

1234 Run 10ml H20 with 100ng spike (fn: 050918ccv2.d). All compound responses between within 20 % expected response and ion ratios within 30% expected ratio.

1240 Rec 1 GW sample (2 @ 40 ml VOA vials) from CS. Field No. DP0607@53' (1235); LabID TT050718-W42

1249 Run method blank in (fn: 050918blk2.d) 10 ml H20. All analyte responses equal to or < 5% of lowest quantitation calibration standard.

1259 Remove 0.5 ml GW sample W-38 from VOA vial W-38C-1. Add int/surr stds. Load onto PT-3. FN: DPT0607@33' / Lab ID:TT050718-W-38. 1309 Inject

1300 Rec 1 GW sample (2 @ 40 ml VOA vials) from CS. Field No. DP0607@58' (1255); LabID TT050718-W43

1315 Remove 0.1 ml GW sample W-38 from VOA vial W-38C-2. Add int/surr stds. Load onto PT-3. FN: DPT0607@33' / Lab ID:TT050718-W-38DUP. 1325 Inject

1322 Rec 1 GW sample (2 @ 40 ml VOA vials) from CS. Field No. DP0607@63' (1320); LabID TT050718-W44

1330 Remove 0.1 ml GW sample W-39 from VOA vial W-39C-1. Add int/surr stds. Load onto PT-3. FN: DPT0607@38' / Lab ID:TT050718-W-39. 1340 Inject

1345 Rec 1 GW sample (2 @ 40 ml VOA vials) from CS. Field No. DP0607@68' (1340); LabID TT050718-W45

1346 Remove 3 ml GW sample W-40 from VOA vial W-40C-1. Add int/surr stds. Load onto PT-3. FN: DPT0607@43' / Lab ID:TT050718-W-40. 1356 Inject

1401 Remove 10 ml GW sample W-41 from VOA vial W-41C-1. Add int/surr stds. Load onto PT-3. FN: DPT0607@48' / Lab ID:TT050718-W-41. 1411 Inject

1410 Rec 1 GW sample (2 @ 40 ml VOA vials) from CS. Field No. DP0607@73' (1405); LabID TT050718-W46

1416 Remove 10 ml GW sample W-41 from VOA vial W-41C-2. Add 100ng,int/surr stds. Load onto PT-3. FN: DPT0607@48' / Lab ID:TT050718-W-41MS. 1426 Inject

1432 Remove 10 ml GW sample W-42 from VOA vial W-42C-1. Add int/surr stds. Load onto PT-3. FN: DPT0607@53' / Lab ID:TT050718-W-42. 1442 Inject

1445 Rec 1 GW sample (2 @ 40 ml VOA vials) from CS. Field No. DP0607@78' (1440); LabID TT050718-W47

1449 Remove 10 ml GW sample W-43 from VOA vial W-43C-1. Add int/surr stds. Load onto PT-3. FN: DPT0607@58' / Lab ID:TT050718-W-43. 1459 Inject

1505 Rec 1 GW sample (2 @ 40 ml VOA vials) from CS. Field No. DP0607@83' (1500); LabID TT050718-W48

1521 Remove 10 ml GW sample W-44 from VOA vial W-44C-1. Add int/surr stds. Load onto PT-3. FN: DPT0607@63' / Lab ID:TT050718-W-44. 1531 Inject

1538 Remove 10 ml GW sample W-45 from VOA vial W-45C-1. Add int/surr stds. Load onto PT-3. FN: DPT0607@68' / Lab ID:TT050718-W-45. 1548 Inject

1554 Remove 10 ml GW sample W-46 from VOA vial W-46C-1. Add int/surr stds. Load onto PT-3. FN: DPT0607@73' / Lab ID:TT050718-W-46. 1604 Inject

1608 Remove 10 ml GW sample W-47 from VOA vial W-47C-1. Add int/surr stds. Load onto PT-3. FN: DPT0607@78' / Lab ID:TT050718-W-47. 1618 Inject

1624 Remove 10 ml GW sample W-48 from VOA vial W-48C-1. Add int/surr stds. Load onto PT-3. FN: DPT0607@83' / Lab ID:TT050718-W-48. 1634 Inject

1630 Rec 1 GW sample (2 @ 40 ml VOA vials) from CS. Field No. DP0608@8' (1625); LabID TT050718-W49

1639 Remove 10 ml GW sample W-49 from VOA vial W-49C-1. Add int/surr stds. Load onto PT-3. FN: DPT0608@8' / Lab ID:TT050718-W-49. 1649 Inject

1640 Rec 1 GW sample (2 @ 40 ml VOA vials) from CS. Field No. DP0608@13' (1635); LabID TT050718-W50

1650 Rec 1 GW sample (2 @ 40 ml VOA vials) from CS. Field No. DP0608@18' (1645); LabID TT050718-W51

1654 Remove 10 ml GW sample W-50 from VOA vial W-50C-1. Add int/surr stds. Load onto PT-3. FN: DPT0608@13' / Lab ID:TT050718-W-50. 1704 Inject

1700 Rec 1 GW sample (2 @ 40 ml VOA vials) from CS. Field No. DP0608@23' (1655); LabID TT050718-W52

1709 Remove 10 ml GW sample W-51 from VOA vial W-51C-1. Add int/surr stds. Load onto PT-3. FN: DPT0608@18' / Lab ID:TT050718-W-51. 1719 Inject

1715 Rec 1 GW sample (2 @ 40 ml VOA vials) from CS. Field No. DP0608@28' (1710); LabID TT050718-W53

1724 Remove 1 ml GW sample W-52 from VOA vial W-52C-1. Add int/surr stds. Load onto PT-3. FN: DPT0608@23' / Lab ID:TT050718-W-52. 1734 Inject

1730 Rec 1 GW sample (2 @ 40 ml VOA vials) from CS. Field No. DP0608@33' (1725); LabID TT050718-W54

1739 Remove 0.25 ml GW sample W-53 from VOA vial W-53C-1. Add int/surr stds. Load onto PT-3. FN: DPT0608@28' / Lab ID:TT050718-W-53. 1749 Inject

1745 Rec 1 GW sample (2 @ 40 ml VOA vials) from CS. Field No. DP0608@38' (1740); LabID TT050718-W55

1754 Remove 0.035 ml GW sample W-54 from VOA vial W-54C-1. Add int/surr stds. Load onto PT-3. FN: DPT0608@33' / Lab ID:TT050718-W-54. 1804 Inject

1800 Rec 1 GW sample (2 @ 40 ml VOA vials) from CS. Field No. DP0608@43' (1755); LabID TT050718-W56

1809 Remove 0.1 ml GW sample W-55 from VOA vial W-55C-1. Add int/surr stds. Load onto PT-3. FN: DPT0608@38' / Lab ID:TT050718-W-55. 1819 Inject

1820 Rec 1 GW sample (2 @ 40 ml VOA vials) from CS. Field No. DP0608@48' (1815); LabID TT050718-W57

1825 Remove 1 ml GW sample W-56 from VOA vial W-56C-1. Add int/surr stds. Load onto PT-3. FN: DPT0608@43' / Lab ID:TT050718-W-56. 1835 Inject

1840 Remove 10 ml GW sample W-57 from VOA vial W-57C-1. Add int/surr stds. Load onto PT-3. FN: DPT0608@48' / Lab ID:TT050718-W-57. 1850 Inject

5/10/18 Activities:

0835 Rec 1 GW sample (2 @ 40 ml VOA vials) from CS on ice. Temp = 56 F. Field No. DP0608@53' (0755); LabID TT050718-W58

0835 Rec 1 GW sample (2 @ 40 ml VOA vials) from CS. Field No. DP0608@58' (0815); LabID TT050718-W59

0840 Run BFB Dynamic hardware tune ; Refrigerator # 2 temp < -5C ; Ambient temp 73 F. National B7950-VZO 40 ml clear vials Lot# 00246366

0842 Run method blank in (fn: 051018blk1.d) 10 ml H20. All analyte responses equal to or < 5% of lowest quantitation calibration standard.TuneGood.

0845 Rec 1 GW sample (2 @ 40 ml VOA vials) from CS. Field No. DP0608@63' (0840); LabID TT050718-W60

0858 Run 10ml H20 with 100ng spike (fn: 051018ccv1.d). All compound responses between within 20 % expected response and ion ratios within 30% expected ratio.

Sampler / Company On-site: Chuck Sorden - Tetratech

Delays:

Weather:

Date: 5/9-10/18 Page 3 of 16

Signature:

Important phone calls / Changes:

ANALYTICAL LABORATORIES OF FLORIDA

FIELD ACTIVITIES FORM

Project Name: LC34 Site ALF Project: TT050818

Address: KSC, Fl.

PROJECT NOTES:

Method: EPA8260; Target Compounds: Vinyl chloride, 1,1-DCE, Freon 113, c/t-12,DCE andTCE. Lab#1/GC#5

5/10/18 Activities:

0903 Remove 10 ml GW sample W-58 from VOA vial W-58C-1. Add int/surr stds. Load onto PT-3. FN: DPT0608@53' / Lab ID:TT050718-W-58. 0913 Inject

0910 Rec 1 GW sample (2 @ 40 ml VOA vials) from CS. Field No. DP0608@68' (0905); LabID TT050718-W61

0919 Remove 10 ml GW sample W-58 from VOA vial W-58C-2. Add 100ng,int/surr stds. Load onto PT-3. FN: DPT0608@53' / Lab ID:TT050718-W-58MS. 0929 Inject

0935 Remove 10 ml GW sample W-59 from VOA vial W-59C-1. Add int/surr stds. Load onto PT-3. FN: DPT0608@58' / Lab ID:TT050718-W-59. 0945 Inject

0938 Rec 1 GW sample (2 @ 40 ml VOA vials) from CS. Field No. DP0608@73' (0930); LabID TT050718-W62

0950 Remove 10 ml GW sample W-60 from VOA vial W-60C-1. Add int/surr stds. Load onto PT-3. FN: DPT0608@63' / Lab ID:TT050718-W-60. 1000 Inject

0955 Rec 1 GW sample (2 @ 40 ml VOA vials) from CS. Field No. DP0608@78' (0950); LabID TT050718-W63

1005 Remove 10 ml GW sample W-61 from VOA vial W-61C-1. Add int/surr stds. Load onto PT-3. FN: DPT0608@68' / Lab ID:TT050718-W-61. 1015 Inject

1020 Rec 1 GW sample (2 @ 40 ml VOA vials) from CS. Field No. DP0608@83' (1015); LabID TT050718-W64

1021 Remove 10 ml GW sample W-59 from VOA vial W-59C-2. Add int/surr stds. Load onto PT-3. FN: DPT0608@58' / Lab ID:TT050718-W-59DUP. 1031 Inject

1038 Remove 10 ml GW sample W-62 from VOA vial W-62C-1. Add int/surr stds. Load onto PT-3. FN: DPT0608@73' / Lab ID:TT050718-W-62. 1048 Inject

1103 Run 10ml H20 with 100ng spike (fn: 051018ccv2.d). All compound responses between within 20 % expected response and ion ratios within 30% expected ratio.

1118 Run method blank in (fn: 051018blk2.d) 10 ml H20. All analyte responses equal to or < 5% of lowest quantitation calibration standard.TuneGood.

1123 Remove 10 ml GW sample W-63 from VOA vial W-63C-1. Add int/surr stds. Load onto PT-3. FN: DPT0608@78' / Lab ID:TT050718-W-63. 1133 Inject

1138 Remove 10 ml GW sample W-63 from VOA vial W-63C-2. Add 100ng,int/surr stds. Load onto PT-3. FN: DPT0608@78' / Lab ID:TT050718-W-63MS. 1148 Inject

1154 Remove 10 ml GW sample W-64 from VOA vial W-64C-1. Add int/surr stds. Load onto PT-3. FN: DPT0608@83' / Lab ID:TT050718-W-64. 1204 Inject

1209 Remove 10 ml GW sample W-64 from VOA vial W-64C-2. Add int/surr stds. Load onto PT-3. FN: DPT0608@83' / Lab ID:TT050718-W-64dup. 1219 Inject

1247 Rec 1 GW sample (2 @ 40 ml VOA vials) from CS. Field No. DP0609@8' (1245); LabID TT050718-W65

1251 Remove 10 ml GW sample W-65 from VOA vial W-65C-1. Add int/surr stds. Load onto PT-3. FN: DPT0609@8' / Lab ID:TT050718-W-65. 1301 Inject

1258 Rec 1 GW sample (2 @ 40 ml VOA vials) from CS. Field No. DP0609@13' (1255); LabID TT050718-W66

1310 Remove 10 ml GW sample W-66 from VOA vial W-66C-1. Add int/surr stds. Load onto PT-3. FN: DPT0609@13' / Lab ID:TT050718-W-66. 1320 Inject

1315 Rec 1 GW sample (2 @ 40 ml VOA vials) from CS. Field No. DP0609@18' (1310); LabID TT050718-W67

1326 Remove 10 ml GW sample W-67 from VOA vial W-67C-1. Add int/surr stds. Load onto PT-3. FN: DPT0609@18' / Lab ID:TT050718-W-67. 1336 Inject

1330 Rec 1 GW sample (2 @ 40 ml VOA vials) from CS. Field No. DP0609@23' (1325); LabID TT050718-W68

1343 Remove 0.25 ml GW sample W-68 from VOA vial W-68C-1. Add int/surr stds. Load onto PT-3. FN: DPT0609@23' / Lab ID:TT050718-W-68. 1353 Inject

1345 Rec 1 GW sample (2 @ 40 ml VOA vials) from CS. Field No. DP0609@28' (1340); LabID TT050718-W69

1400 Rec 1 GW sample (2 @ 40 ml VOA vials) from CS. Field No. DP0609@33' (1355); LabID TT050718-W70

1402 Remove 1 ml GW sample W-69 from VOA vial W-69C-1. Add int/surr stds. Load onto PT-3. FN: DPT0609@28' / Lab ID:TT050718-W-69. 1412 Inject

1415 Rec 1 GW sample (2 @ 40 ml VOA vials) from CS. Field No. DP0609@38' (1410); LabID TT050718-W71

1420 Remove 0.1 ml GW sample W-70 from VOA vial W-70C-1. Add int/surr stds. Load onto PT-3. FN: DPT0609@33' / Lab ID:TT050718-W-70. 1430 Inject

1430 Rec 1 GW sample (2 @ 40 ml VOA vials) from CS. Field No. DP0609@43' (1425); LabID TT050718-W72

1440 Remove 0.05 ml GW sample W-71 from VOA vial W-71C-1. Add int/surr stds. Load onto PT-3. FN: DPT0609@38' / Lab ID:TT050718-W-71. 1450 Inject

1444 Rec 1 GW sample (2 @ 40 ml VOA vials) from CS. Field No. DP0609@48' (1440); LabID TT050718-W73

1457 Remove 1 ml GW sample W-72 from VOA vial W-72C-1. Add int/surr stds. Load onto PT-3. FN: DPT0609@43' / Lab ID:TT050718-W-72. 1507 Inject

1504 Rec 1 GW sample (2 @ 40 ml VOA vials) from CS. Field No. DP0609@53' (1500); LabID TT050718-W74

1513 Remove 10 ml GW sample W-74 from VOA vial W-74C-1. Add int/surr stds. Load onto PT-3. FN: DPT0609@53' / Lab ID:TT050718-W-74. 1523 Inject

1525 Rec 1 GW sample (2 @ 40 ml VOA vials) from CS. Field No. DP0609@58' (1520); LabID TT050718-W75

1529 Remove 10 ml GW sample W-73 from VOA vial W-73C-1. Add int/surr stds. Load onto PT-3. FN: DPT0609@48' / Lab ID:TT050718-W-73. 1539 Inject

1543 Rec 1 GW sample (2 @ 40 ml VOA vials) from CS. Field No. DP0609@63' (1540); LabID TT050718-W76

1545 Remove 10 ml GW sample W-75 from VOA vial W-75C-1. Add int/surr stds. Load onto PT-3. FN: DPT0609@58' / Lab ID:TT050718-W-75. 1555 Inject

1559 Remove 10 ml GW sample W-76 from VOA vial W-76C-1. Add int/surr stds. Load onto PT-3. FN: DPT0609@63' / Lab ID:TT050718-W-76. 1609 Inject

1603 Rec 1 GW sample (2 @ 40 ml VOA vials) from CS. Field No. DP0609@68' (1600); LabID TT050718-W77

1617 Remove 10 ml GW sample W-77 from VOA vial W-77C-1. Add int/surr stds. Load onto PT-3. FN: DPT0609@68' / Lab ID:TT050718-W-77. 1627 Inject

1623 Rec 1 GW sample (2 @ 40 ml VOA vials) from CS. Field No. DP0609@73' (1620); LabID TT050718-W78

1632 Remove 10 ml GW sample W-78 from VOA vial W-78C-1. Add int/surr stds. Load onto PT-3. FN: DPT0609@73' / Lab ID:TT050718-W-78. 1642 Inject.

1650 Remove 0.035 ml GW sample W-78 from VOA vial W-78C-2. Add int/surr stds. Load onto PT-3. FN: DPT0609@73' / Lab ID:TT050718-W-78R. 1700 Inject.

1710 Remove 0.01 ml GW sample W-78 from VOA vial W-78C-2 syringe. Add int/surr stds. Load onto PT-3. FN: DPT0609@73' / Lab ID:TT050718-W-78RR. 1720 Inject.

1813 Rec 1 GW sample (2 @ 40 ml VOA vials) from CS. Field No. DP0609@83' (1810); LabID TT050718-W79

1815 Remove 0.002 ml GW sample W-79 from VOA vial W-79C-1. Add int/surr stds. Load onto PT-3. FN: DPT0609@83' / Lab ID:TT050718-W-79. 1825 Inject.

1830 Remove 0.02 ml GW sample W-79 from VOA vial W-79C-2. Add int/surr stds. Load onto PT-3. FN: DPT0609@83' / Lab ID:TT050718-W-79r. 1840 Inject.

1900 - 2200 Running blanks to get TCE carryover down (at 2 ppb). Sent email to client (Chuck/Mark)

5/11/18 Activities:

0600 - 0900 Running blanks to get TCE carryover down (at 0.7 ppb). Approved by client to run samples with B qualifiers. (Chuck/Mark)

0919 Run BFB Dynamic hardware tune ; Refrigerator # 2 temp < -5C ; Ambient temp 76 F. National B7950-VZO 40 ml clear vials Lot# 00246366

0930 Rec 1 GW sample (2 @ 40 ml VOA vials) from CS. Field No. DP0610@8' (0925); LabID TT050718-W80

Sampler / Company On-site: Chuck Sorden - Tetratech

Delays:

Weather:

Date: 5/10-11/18

Signature:

Important phone calls / Changes:

Analytical Laboratories of Florida, Inc.
TT0050718 Lab Report

Sample	Matrix	Sample Date	Top Depth	Bottom Depth	SDG	Parameter	CAS	Lab Result	Lab Qualifier	Units
LC34-DPT0605-008.0-20180507	GW	5/7/2018	6	10	TT050718	1,1,2-TRICHLOROTRIFLUOROETHANE	76-13-1	1	U	UG/L
LC34-DPT0605-008.0-20180507	GW	5/7/2018	6	10	TT050718	1,1-DICHLOROETHENE	75-35-4	1	U	UG/L
LC34-DPT0605-008.0-20180507	GW	5/7/2018	6	10	TT050718	CIS-1,2-DICHLOROETHENE	156-59-2	16	NULL	UG/L
LC34-DPT0605-008.0-20180507	GW	5/7/2018	6	10	TT050718	TRANS-1,2-DICHLOROETHENE	156-60-5	1	U	UG/L
LC34-DPT0605-008.0-20180507	GW	5/7/2018	6	10	TT050718	TRICHLOROETHENE	79-01-6	1	U	UG/L
LC34-DPT0605-008.0-20180507	GW	5/7/2018	6	10	TT050718	VINYL CHLORIDE	75-01-4	1	NULL	UG/L
LC34-DPT0605-013.0-20180507	GW	5/7/2018	11	15	TT050718	1,1,2-TRICHLOROTRIFLUOROETHANE	76-13-1	1	U	UG/L
LC34-DPT0605-013.0-20180507	GW	5/7/2018	11	15	TT050718	1,1-DICHLOROETHENE	75-35-4	1	U	UG/L
LC34-DPT0605-013.0-20180507	GW	5/7/2018	11	15	TT050718	CIS-1,2-DICHLOROETHENE	156-59-2	35	NULL	UG/L
LC34-DPT0605-013.0-20180507	GW	5/7/2018	11	15	TT050718	TRANS-1,2-DICHLOROETHENE	156-60-5	1	U	UG/L
LC34-DPT0605-013.0-20180507	GW	5/7/2018	11	15	TT050718	TRICHLOROETHENE	79-01-6	1	U	UG/L
LC34-DPT0605-013.0-20180507	GW	5/7/2018	11	15	TT050718	VINYL CHLORIDE	75-01-4	6	NULL	UG/L
LC34-DPT0605-018.0-20180507	GW	5/7/2018	16	20	TT050718	1,1,2-TRICHLOROTRIFLUOROETHANE	76-13-1	1	U	UG/L
LC34-DPT0605-018.0-20180507	GW	5/7/2018	16	20	TT050718	1,1-DICHLOROETHENE	75-35-4	1	U	UG/L
LC34-DPT0605-018.0-20180507	GW	5/7/2018	16	20	TT050718	CIS-1,2-DICHLOROETHENE	156-59-2	290	NULL	UG/L
LC34-DPT0605-018.0-20180507	GW	5/7/2018	16	20	TT050718	TRANS-1,2-DICHLOROETHENE	156-60-5	1	NULL	UG/L
LC34-DPT0605-018.0-20180507	GW	5/7/2018	16	20	TT050718	TRICHLOROETHENE	79-01-6	1	U	UG/L
LC34-DPT0605-018.0-20180507	GW	5/7/2018	16	20	TT050718	VINYL CHLORIDE	75-01-4	200	NULL	UG/L
LC34-DPT0605-028.0-20180507	GW	5/7/2018	26	30	TT050718	1,1,2-TRICHLOROTRIFLUOROETHANE	76-13-1	3	U	UG/L
LC34-DPT0605-028.0-20180507	GW	5/7/2018	26	30	TT050718	1,1-DICHLOROETHENE	75-35-4	58	NULL	UG/L
LC34-DPT0605-028.0-20180507	GW	5/7/2018	26	30	TT050718	CIS-1,2-DICHLOROETHENE	156-59-2	40100	NULL	UG/L
LC34-DPT0605-028.0-20180507	GW	5/7/2018	26	30	TT050718	TRANS-1,2-DICHLOROETHENE	156-60-5	860	NULL	UG/L
LC34-DPT0605-028.0-20180507	GW	5/7/2018	26	30	TT050718	TRICHLOROETHENE	79-01-6	3	U	UG/L
LC34-DPT0605-028.0-20180507	GW	5/7/2018	26	30	TT050718	VINYL CHLORIDE	75-01-4	12300	NULL	UG/L
LC34-DPT0605-033.0-20180507	GW	5/7/2018	31	35	TT050718	1,1,2-TRICHLOROTRIFLUOROETHANE	76-13-1	400	U	UG/L
LC34-DPT0605-033.0-20180507	GW	5/7/2018	31	35	TT050718	1,1-DICHLOROETHENE	75-35-4	400	U	UG/L
LC34-DPT0605-033.0-20180507	GW	5/7/2018	31	35	TT050718	CIS-1,2-DICHLOROETHENE	156-59-2	6600	NULL	UG/L
LC34-DPT0605-033.0-20180507	GW	5/7/2018	31	35	TT050718	TRANS-1,2-DICHLOROETHENE	156-60-5	400	U	UG/L
LC34-DPT0605-033.0-20180507	GW	5/7/2018	31	35	TT050718	TRICHLOROETHENE	79-01-6	400	U	UG/L
LC34-DPT0605-033.0-20180507	GW	5/7/2018	31	35	TT050718	VINYL CHLORIDE	75-01-4	7100	NULL	UG/L
LC34-DPT0605-038.0-20180507R	GW	5/7/2018	36	40	TT050718	1,1,2-TRICHLOROTRIFLUOROETHANE	76-13-1	290	U	UG/L
LC34-DPT0605-038.0-20180507R	GW	5/7/2018	36	40	TT050718	1,1-DICHLOROETHENE	75-35-4	290	U	UG/L
LC34-DPT0605-038.0-20180507R	GW	5/7/2018	36	40	TT050718	CIS-1,2-DICHLOROETHENE	156-59-2	1200	NULL	UG/L
LC34-DPT0605-038.0-20180507R	GW	5/7/2018	36	40	TT050718	TRANS-1,2-DICHLOROETHENE	156-60-5	290	U	UG/L
LC34-DPT0605-038.0-20180507R	GW	5/7/2018	36	40	TT050718	TRICHLOROETHENE	79-01-6	290	U	UG/L
LC34-DPT0605-038.0-20180507R	GW	5/7/2018	36	40	TT050718	VINYL CHLORIDE	75-01-4	2300	NULL	UG/L
LC34-DPT0605-053.0-20180507	GW	5/7/2018	51	55	TT050718	1,1,2-TRICHLOROTRIFLUOROETHANE	76-13-1	1	U	UG/L
LC34-DPT0605-053.0-20180507	GW	5/7/2018	51	55	TT050718	1,1-DICHLOROETHENE	75-35-4	1	U	UG/L
LC34-DPT0605-053.0-20180507	GW	5/7/2018	51	55	TT050718	CIS-1,2-DICHLOROETHENE	156-59-2	1	U	UG/L
LC34-DPT0605-053.0-20180507	GW	5/7/2018	51	55	TT050718	TRANS-1,2-DICHLOROETHENE	156-60-5	1	U	UG/L

Sample	Matrix	Sample Date	Top Depth	Bottom Depth	SDG	Parameter	CAS	Lab Result	Lab Qualifier	Units
LC34-DPT0605-053.0-20180507	GW	5/7/2018	51	55	TT050718	TRICHLOROETHENE	79-01-6	1	U	UG/L
LC34-DPT0605-053.0-20180507	GW	5/7/2018	51	55	TT050718	VINYL CHLORIDE	75-01-4	1	U	UG/L
LC34-DPT0605-068.0-20180508	GW	5/8/2018	66	70	TT050718	1,1,2-TRICHLOROTRIFLUOROETHANE	76-13-1	1	U	UG/L
LC34-DPT0605-068.0-20180508	GW	5/8/2018	66	70	TT050718	1,1-DICHLOROETHENE	75-35-4	1	U	UG/L
LC34-DPT0605-068.0-20180508	GW	5/8/2018	66	70	TT050718	CIS-1,2-DICHLOROETHENE	156-59-2	9	NULL	UG/L
LC34-DPT0605-068.0-20180508	GW	5/8/2018	66	70	TT050718	TRANS-1,2-DICHLOROETHENE	156-60-5	1	U	UG/L
LC34-DPT0605-068.0-20180508	GW	5/8/2018	66	70	TT050718	TRICHLOROETHENE	79-01-6	1	U	UG/L
LC34-DPT0605-068.0-20180508	GW	5/8/2018	66	70	TT050718	VINYL CHLORIDE	75-01-4	2	NULL	UG/L
LC34-DPT0606-013.0-20180508	GW	5/8/2018	11	15	TT050718	1,1,2-TRICHLOROTRIFLUOROETHANE	76-13-1	1	U	UG/L
LC34-DPT0606-013.0-20180508	GW	5/8/2018	11	15	TT050718	1,1-DICHLOROETHENE	75-35-4	1	U	UG/L
LC34-DPT0606-013.0-20180508	GW	5/8/2018	11	15	TT050718	CIS-1,2-DICHLOROETHENE	156-59-2	25	NULL	UG/L
LC34-DPT0606-013.0-20180508	GW	5/8/2018	11	15	TT050718	TRANS-1,2-DICHLOROETHENE	156-60-5	1	NULL	UG/L
LC34-DPT0605-023.0-20180507	GW	5/7/2018	21	25	TT050718	1,1,2-TRICHLOROTRIFLUOROETHANE	76-13-1	3	U	UG/L
LC34-DPT0605-023.0-20180507	GW	5/7/2018	21	25	TT050718	1,1-DICHLOROETHENE	75-35-4	3	U	UG/L
LC34-DPT0605-023.0-20180507	GW	5/7/2018	21	25	TT050718	CIS-1,2-DICHLOROETHENE	156-59-2	770	NULL	UG/L
LC34-DPT0605-023.0-20180507	GW	5/7/2018	21	25	TT050718	TRANS-1,2-DICHLOROETHENE	156-60-5	28	NULL	UG/L
LC34-DPT0605-023.0-20180507	GW	5/7/2018	21	25	TT050718	TRICHLOROETHENE	79-01-6	3	U	UG/L
LC34-DPT0605-023.0-20180507	GW	5/7/2018	21	25	TT050718	VINYL CHLORIDE	75-01-4	1300	J	UG/L
LC34-DPT0605-038.0-20180507	GW	5/7/2018	36	40	TT050718	1,1,2-TRICHLOROTRIFLUOROETHANE	76-13-1	400	U	UG/L
LC34-DPT0605-038.0-20180507	GW	5/7/2018	36	40	TT050718	1,1-DICHLOROETHENE	75-35-4	400	U	UG/L
LC34-DPT0605-038.0-20180507	GW	5/7/2018	36	40	TT050718	CIS-1,2-DICHLOROETHENE	156-59-2	1300	NULL	UG/L
LC34-DPT0605-038.0-20180507	GW	5/7/2018	36	40	TT050718	TRANS-1,2-DICHLOROETHENE	156-60-5	400	U	UG/L
LC34-DPT0605-038.0-20180507	GW	5/7/2018	36	40	TT050718	TRICHLOROETHENE	79-01-6	400	U	UG/L
LC34-DPT0605-038.0-20180507	GW	5/7/2018	36	40	TT050718	VINYL CHLORIDE	75-01-4	1400	NULL	UG/L
LC34-DPT0606-008.0-20180508	GW	5/8/2018	6	10	TT050718	1,1,2-TRICHLOROTRIFLUOROETHANE	76-13-1	1	U	UG/L
LC34-DPT0606-008.0-20180508	GW	5/8/2018	6	10	TT050718	1,1-DICHLOROETHENE	75-35-4	1	U	UG/L
LC34-DPT0606-008.0-20180508	GW	5/8/2018	6	10	TT050718	CIS-1,2-DICHLOROETHENE	156-59-2	6	NULL	UG/L
LC34-DPT0606-008.0-20180508	GW	5/8/2018	6	10	TT050718	TRANS-1,2-DICHLOROETHENE	156-60-5	1	U	UG/L
LC34-DPT0606-008.0-20180508	GW	5/8/2018	6	10	TT050718	TRICHLOROETHENE	79-01-6	1	U	UG/L
LC34-DPT0606-008.0-20180508	GW	5/8/2018	6	10	TT050718	VINYL CHLORIDE	75-01-4	1	U	UG/L
LC34-DPT0606-038.0-20180508	GW	5/8/2018	36	40	TT050718	1,1,2-TRICHLOROTRIFLUOROETHANE	76-13-1	10	U	UG/L
LC34-DPT0606-038.0-20180508	GW	5/8/2018	36	40	TT050718	1,1-DICHLOROETHENE	75-35-4	10	U	UG/L
LC34-DPT0606-038.0-20180508	GW	5/8/2018	36	40	TT050718	CIS-1,2-DICHLOROETHENE	156-59-2	10	U	UG/L
LC34-DPT0606-038.0-20180508	GW	5/8/2018	36	40	TT050718	TRANS-1,2-DICHLOROETHENE	156-60-5	10	U	UG/L
LC34-DPT0606-038.0-20180508	GW	5/8/2018	36	40	TT050718	TRICHLOROETHENE	79-01-6	10	U	UG/L
LC34-DPT0606-038.0-20180508	GW	5/8/2018	36	40	TT050718	VINYL CHLORIDE	75-01-4	42	NULL	UG/L
LC34-DPT0606-043.0-20180508	GW	5/8/2018	41	45	TT050718	1,1,2-TRICHLOROTRIFLUOROETHANE	76-13-1	3	U	UG/L
LC34-DPT0606-043.0-20180508	GW	5/8/2018	41	45	TT050718	1,1-DICHLOROETHENE	75-35-4	3	U	UG/L
LC34-DPT0606-043.0-20180508	GW	5/8/2018	41	45	TT050718	CIS-1,2-DICHLOROETHENE	156-59-2	4	NULL	UG/L
LC34-DPT0606-043.0-20180508	GW	5/8/2018	41	45	TT050718	TRANS-1,2-DICHLOROETHENE	156-60-5	3	U	UG/L

Sample	Matrix	Sample Date	Top Depth	Bottom Depth	SDG	Parameter	CAS	Lab Result	Lab Qualifier	Units
LC34-DPT0606-043.0-20180508	GW	5/8/2018	41	45	TT050718	TRICHLOROETHENE	79-01-6	3	U	UG/L
LC34-DPT0606-043.0-20180508	GW	5/8/2018	41	45	TT050718	VINYL CHLORIDE	75-01-4	14	NULL	UG/L
LC34-DPT0606-068.0-20180508	GW	5/8/2018	66	70	TT050718	1,1,2-TRICHLOROTRIFLUOROETHANE	76-13-1	2	U	UG/L
LC34-DPT0606-068.0-20180508	GW	5/8/2018	66	70	TT050718	1,1-DICHLOROETHENE	75-35-4	2	U	UG/L
LC34-DPT0606-068.0-20180508	GW	5/8/2018	66	70	TT050718	CIS-1,2-DICHLOROETHENE	156-59-2	4	NULL	UG/L
LC34-DPT0606-068.0-20180508	GW	5/8/2018	66	70	TT050718	TRANS-1,2-DICHLOROETHENE	156-60-5	2	U	UG/L
LC34-DPT0606-068.0-20180508	GW	5/8/2018	66	70	TT050718	TRICHLOROETHENE	79-01-6	2	U	UG/L
LC34-DPT0606-068.0-20180508	GW	5/8/2018	66	70	TT050718	VINYL CHLORIDE	75-01-4	8	NULL	UG/L
LC34-DPT0606-073.0-20180508	GW	5/8/2018	71	75	TT050718	1,1,2-TRICHLOROTRIFLUOROETHANE	76-13-1	1	U	UG/L
LC34-DPT0606-073.0-20180508	GW	5/8/2018	71	75	TT050718	1,1-DICHLOROETHENE	75-35-4	1	U	UG/L
LC34-DPT0606-073.0-20180508	GW	5/8/2018	71	75	TT050718	CIS-1,2-DICHLOROETHENE	156-59-2	1	U	UG/L
LC34-DPT0606-073.0-20180508	GW	5/8/2018	71	75	TT050718	TRANS-1,2-DICHLOROETHENE	156-60-5	1	U	UG/L
LC34-DPT0606-073.0-20180508	GW	5/8/2018	71	75	TT050718	TRICHLOROETHENE	79-01-6	1	U	UG/L
LC34-DPT0606-073.0-20180508	GW	5/8/2018	71	75	TT050718	VINYL CHLORIDE	75-01-4	2	NULL	UG/L
LC34-DPT0607-013.0-20180509	GW	5/9/2018	11	15	TT050718	1,1,2-TRICHLOROTRIFLUOROETHANE	76-13-1	1	U	UG/L
LC34-DPT0607-013.0-20180509	GW	5/9/2018	11	15	TT050718	1,1-DICHLOROETHENE	75-35-4	1	U	UG/L
LC34-DPT0607-013.0-20180509	GW	5/9/2018	11	15	TT050718	CIS-1,2-DICHLOROETHENE	156-59-2	2	NULL	UG/L
LC34-DPT0607-013.0-20180509	GW	5/9/2018	11	15	TT050718	TRANS-1,2-DICHLOROETHENE	156-60-5	1	U	UG/L
LC34-DPT0607-013.0-20180509	GW	5/9/2018	11	15	TT050718	TRICHLOROETHENE	79-01-6	1	U	UG/L
LC34-DPT0607-013.0-20180509	GW	5/9/2018	11	15	TT050718	VINYL CHLORIDE	75-01-4	2	NULL	UG/L
LC34-DPT0607-018.0-20180509	GW	5/9/2018	16	20	TT050718	1,1,2-TRICHLOROTRIFLUOROETHANE	76-13-1	2	U	UG/L
LC34-DPT0607-018.0-20180509	GW	5/9/2018	16	20	TT050718	1,1-DICHLOROETHENE	75-35-4	2	U	UG/L
LC34-DPT0607-018.0-20180509	GW	5/9/2018	16	20	TT050718	CIS-1,2-DICHLOROETHENE	156-59-2	11	NULL	UG/L
LC34-DPT0607-018.0-20180509	GW	5/9/2018	16	20	TT050718	TRANS-1,2-DICHLOROETHENE	156-60-5	2	U	UG/L
LC34-DPT0605-043.0-20180507	GW	5/7/2018	41	45	TT050718	1,1,2-TRICHLOROTRIFLUOROETHANE	76-13-1	3	U	UG/L
LC34-DPT0605-043.0-20180507	GW	5/7/2018	41	45	TT050718	1,1-DICHLOROETHENE	75-35-4	3	U	UG/L
LC34-DPT0605-043.0-20180507	GW	5/7/2018	41	45	TT050718	CIS-1,2-DICHLOROETHENE	156-59-2	69	NULL	UG/L
LC34-DPT0605-043.0-20180507	GW	5/7/2018	41	45	TT050718	TRANS-1,2-DICHLOROETHENE	156-60-5	3	U	UG/L
LC34-DPT0605-043.0-20180507	GW	5/7/2018	41	45	TT050718	TRICHLOROETHENE	79-01-6	3	U	UG/L
LC34-DPT0605-043.0-20180507	GW	5/7/2018	41	45	TT050718	VINYL CHLORIDE	75-01-4	14	NULL	UG/L
LC34-DPT0605-058.0-20180507	GW	5/7/2018	56	60	TT050718	1,1,2-TRICHLOROTRIFLUOROETHANE	76-13-1	1	U	UG/L
LC34-DPT0605-058.0-20180507	GW	5/7/2018	56	60	TT050718	1,1-DICHLOROETHENE	75-35-4	1	U	UG/L
LC34-DPT0605-058.0-20180507	GW	5/7/2018	56	60	TT050718	CIS-1,2-DICHLOROETHENE	156-59-2	2	NULL	UG/L
LC34-DPT0605-058.0-20180507	GW	5/7/2018	56	60	TT050718	TRANS-1,2-DICHLOROETHENE	156-60-5	1	U	UG/L
LC34-DPT0605-058.0-20180507	GW	5/7/2018	56	60	TT050718	TRICHLOROETHENE	79-01-6	1	U	UG/L
LC34-DPT0605-058.0-20180507	GW	5/7/2018	56	60	TT050718	VINYL CHLORIDE	75-01-4	1	U	UG/L
LC34-DPT0605-073.0-20180508	GW	5/8/2018	71	75	TT050718	1,1,2-TRICHLOROTRIFLUOROETHANE	76-13-1	1	U	UG/L
LC34-DPT0605-073.0-20180508	GW	5/8/2018	71	75	TT050718	1,1-DICHLOROETHENE	75-35-4	1	U	UG/L
LC34-DPT0605-073.0-20180508	GW	5/8/2018	71	75	TT050718	CIS-1,2-DICHLOROETHENE	156-59-2	2	NULL	UG/L
LC34-DPT0605-073.0-20180508	GW	5/8/2018	71	75	TT050718	TRANS-1,2-DICHLOROETHENE	156-60-5	1	U	UG/L

Sample	Matrix	Sample Date	Top Depth	Bottom Depth	SDG	Parameter	CAS	Lab Result	Lab Qualifier	Units
LC34-DPT0605-073.0-20180508	GW	5/8/2018	71	75	TT050718	TRICHLOROETHENE	79-01-6	1	U	UG/L
LC34-DPT0605-073.0-20180508	GW	5/8/2018	71	75	TT050718	VINYL CHLORIDE	75-01-4	1	U	UG/L
LC34-DPT0605-083.0-20180508	GW	5/8/2018	81	85	TT050718	1,1,2-TRICHLOROTRIFLUOROETHANE	76-13-1	1	U	UG/L
LC34-DPT0605-083.0-20180508	GW	5/8/2018	81	85	TT050718	1,1-DICHLOROETHENE	75-35-4	1	U	UG/L
LC34-DPT0605-083.0-20180508	GW	5/8/2018	81	85	TT050718	CIS-1,2-DICHLOROETHENE	156-59-2	70	NULL	UG/L
LC34-DPT0605-083.0-20180508	GW	5/8/2018	81	85	TT050718	TRANS-1,2-DICHLOROETHENE	156-60-5	1	U	UG/L
LC34-DPT0605-083.0-20180508	GW	5/8/2018	81	85	TT050718	TRICHLOROETHENE	79-01-6	1	U	UG/L
LC34-DPT0605-083.0-20180508	GW	5/8/2018	81	85	TT050718	VINYL CHLORIDE	75-01-4	15	NULL	UG/L
LC34-DPT0606-053.0-20180508	GW	5/8/2018	51	55	TT050718	1,1,2-TRICHLOROTRIFLUOROETHANE	76-13-1	1	U	UG/L
LC34-DPT0606-053.0-20180508	GW	5/8/2018	51	55	TT050718	1,1-DICHLOROETHENE	75-35-4	1	U	UG/L
LC34-DPT0606-053.0-20180508	GW	5/8/2018	51	55	TT050718	CIS-1,2-DICHLOROETHENE	156-59-2	1	U	UG/L
LC34-DPT0606-053.0-20180508	GW	5/8/2018	51	55	TT050718	TRANS-1,2-DICHLOROETHENE	156-60-5	1	U	UG/L
LC34-DPT0606-053.0-20180508	GW	5/8/2018	51	55	TT050718	TRICHLOROETHENE	79-01-6	1	U	UG/L
LC34-DPT0606-053.0-20180508	GW	5/8/2018	51	55	TT050718	VINYL CHLORIDE	75-01-4	1	U	UG/L
LC34-DPT0606-058.0-20180508	GW	5/8/2018	56	60	TT050718	1,1,2-TRICHLOROTRIFLUOROETHANE	76-13-1	1	U	UG/L
LC34-DPT0606-058.0-20180508	GW	5/8/2018	56	60	TT050718	1,1-DICHLOROETHENE	75-35-4	1	U	UG/L
LC34-DPT0606-058.0-20180508	GW	5/8/2018	56	60	TT050718	CIS-1,2-DICHLOROETHENE	156-59-2	2	NULL	UG/L
LC34-DPT0606-058.0-20180508	GW	5/8/2018	56	60	TT050718	TRANS-1,2-DICHLOROETHENE	156-60-5	1	U	UG/L
LC34-DPT0606-058.0-20180508	GW	5/8/2018	56	60	TT050718	TRICHLOROETHENE	79-01-6	1	U	UG/L
LC34-DPT0606-058.0-20180508	GW	5/8/2018	56	60	TT050718	VINYL CHLORIDE	75-01-4	13	NULL	UG/L
LC34-DPT0606-078.0-20180508	GW	5/8/2018	76	80	TT050718	1,1,2-TRICHLOROTRIFLUOROETHANE	76-13-1	1	U	UG/L
LC34-DPT0606-078.0-20180508	GW	5/8/2018	76	80	TT050718	1,1-DICHLOROETHENE	75-35-4	1	U	UG/L
LC34-DPT0606-078.0-20180508	GW	5/8/2018	76	80	TT050718	CIS-1,2-DICHLOROETHENE	156-59-2	1	U	UG/L
LC34-DPT0606-078.0-20180508	GW	5/8/2018	76	80	TT050718	TRANS-1,2-DICHLOROETHENE	156-60-5	1	U	UG/L
LC34-DPT0606-078.0-20180508	GW	5/8/2018	76	80	TT050718	TRICHLOROETHENE	79-01-6	1	U	UG/L
LC34-DPT0606-078.0-20180508	GW	5/8/2018	76	80	TT050718	VINYL CHLORIDE	75-01-4	1	U	UG/L
LC34-DPT0607-008.0-20180509	GW	5/9/2018	6	10	TT050718	1,1,2-TRICHLOROTRIFLUOROETHANE	76-13-1	1	U	UG/L
LC34-DPT0607-008.0-20180509	GW	5/9/2018	6	10	TT050718	1,1-DICHLOROETHENE	75-35-4	1	U	UG/L
LC34-DPT0607-008.0-20180509	GW	5/9/2018	6	10	TT050718	CIS-1,2-DICHLOROETHENE	156-59-2	1	U	UG/L
LC34-DPT0607-008.0-20180509	GW	5/9/2018	6	10	TT050718	TRANS-1,2-DICHLOROETHENE	156-60-5	1	U	UG/L
LC34-DPT0607-008.0-20180509	GW	5/9/2018	6	10	TT050718	TRICHLOROETHENE	79-01-6	1	U	UG/L
LC34-DPT0607-008.0-20180509	GW	5/9/2018	6	10	TT050718	VINYL CHLORIDE	75-01-4	1	U	UG/L
LC34-DPT0608-028.0-20180509	GW	5/9/2018	26	30	TT050718	1,1,2-TRICHLOROTRIFLUOROETHANE	76-13-1	40	U	UG/L
LC34-DPT0608-028.0-20180509	GW	5/9/2018	26	30	TT050718	1,1-DICHLOROETHENE	75-35-4	40	U	UG/L
LC34-DPT0608-028.0-20180509	GW	5/9/2018	26	30	TT050718	CIS-1,2-DICHLOROETHENE	156-59-2	40	U	UG/L
LC34-DPT0608-028.0-20180509	GW	5/9/2018	26	30	TT050718	TRANS-1,2-DICHLOROETHENE	156-60-5	120	NULL	UG/L
LC34-DPT0606-013.0-20180508	GW	5/8/2018	11	15	TT050718	TRICHLOROETHENE	79-01-6	1	U	UG/L
LC34-DPT0606-013.0-20180508	GW	5/8/2018	11	15	TT050718	VINYL CHLORIDE	75-01-4	30	NULL	UG/L
LC34-DPT0606-018.0-20180508	GW	5/8/2018	16	20	TT050718	1,1,2-TRICHLOROTRIFLUOROETHANE	76-13-1	2	U	UG/L
LC34-DPT0606-018.0-20180508	GW	5/8/2018	16	20	TT050718	1,1-DICHLOROETHENE	75-35-4	2	U	UG/L

Sample	Matrix	Sample Date	Top Depth	Bottom Depth	SDG	Parameter	CAS	Lab Result	Lab Qualifier	Units
LC34-DPT0606-018.0-20180508	GW	5/8/2018	16	20	TT050718	CIS-1,2-DICHLOROETHENE	156-59-2	21	NULL	UG/L
LC34-DPT0606-018.0-20180508	GW	5/8/2018	16	20	TT050718	TRANS-1,2-DICHLOROETHENE	156-60-5	5	NULL	UG/L
LC34-DPT0606-018.0-20180508	GW	5/8/2018	16	20	TT050718	TRICHLOROETHENE	79-01-6	2	U	UG/L
LC34-DPT0606-018.0-20180508	GW	5/8/2018	16	20	TT050718	VINYL CHLORIDE	75-01-4	640	J	UG/L
LC34-DPT0606-023.0-20180508	GW	5/8/2018	21	25	TT050718	1,1,2-TRICHLOROTRIFLUOROETHANE	76-13-1	10	U	UG/L
LC34-DPT0606-023.0-20180508	GW	5/8/2018	21	25	TT050718	1,1-DICHLOROETHENE	75-35-4	10	U	UG/L
LC34-DPT0606-023.0-20180508	GW	5/8/2018	21	25	TT050718	CIS-1,2-DICHLOROETHENE	156-59-2	4000	NULL	UG/L
LC34-DPT0606-023.0-20180508	GW	5/8/2018	21	25	TT050718	TRANS-1,2-DICHLOROETHENE	156-60-5	210	NULL	UG/L
LC34-DPT0606-023.0-20180508	GW	5/8/2018	21	25	TT050718	TRICHLOROETHENE	79-01-6	10	U	UG/L
LC34-DPT0606-023.0-20180508	GW	5/8/2018	21	25	TT050718	VINYL CHLORIDE	75-01-4	21300	NULL	UG/L
LC34-DPT0606-028.0-20180508	GW	5/8/2018	26	30	TT050718	1,1,2-TRICHLOROTRIFLUOROETHANE	76-13-1	290	U	UG/L
LC34-DPT0606-028.0-20180508	GW	5/8/2018	26	30	TT050718	1,1-DICHLOROETHENE	75-35-4	290	U	UG/L
LC34-DPT0606-028.0-20180508	GW	5/8/2018	26	30	TT050718	CIS-1,2-DICHLOROETHENE	156-59-2	290	U	UG/L
LC34-DPT0606-028.0-20180508	GW	5/8/2018	26	30	TT050718	TRANS-1,2-DICHLOROETHENE	156-60-5	290	U	UG/L
LC34-DPT0606-028.0-20180508	GW	5/8/2018	26	30	TT050718	TRICHLOROETHENE	79-01-6	290	U	UG/L
LC34-DPT0606-028.0-20180508	GW	5/8/2018	26	30	TT050718	VINYL CHLORIDE	75-01-4	23100	NULL	UG/L
LC34-DPT0606-033.0-20180508	GW	5/8/2018	31	35	TT050718	1,1,2-TRICHLOROTRIFLUOROETHANE	76-13-1	100	U	UG/L
LC34-DPT0606-033.0-20180508	GW	5/8/2018	31	35	TT050718	1,1-DICHLOROETHENE	75-35-4	100	U	UG/L
LC34-DPT0606-033.0-20180508	GW	5/8/2018	31	35	TT050718	CIS-1,2-DICHLOROETHENE	156-59-2	100	U	UG/L
LC34-DPT0606-033.0-20180508	GW	5/8/2018	31	35	TT050718	TRANS-1,2-DICHLOROETHENE	156-60-5	100	U	UG/L
LC34-DPT0606-033.0-20180508	GW	5/8/2018	31	35	TT050718	TRICHLOROETHENE	79-01-6	100	U	UG/L
LC34-DPT0606-033.0-20180508	GW	5/8/2018	31	35	TT050718	VINYL CHLORIDE	75-01-4	1500	NULL	UG/L
LC34-DPT0606-048.0-20180508	GW	5/8/2018	46	50	TT050718	1,1,2-TRICHLOROTRIFLUOROETHANE	76-13-1	1	U	UG/L
LC34-DPT0606-048.0-20180508	GW	5/8/2018	46	50	TT050718	1,1-DICHLOROETHENE	75-35-4	1	U	UG/L
LC34-DPT0606-048.0-20180508	GW	5/8/2018	46	50	TT050718	CIS-1,2-DICHLOROETHENE	156-59-2	8	NULL	UG/L
LC34-DPT0606-048.0-20180508	GW	5/8/2018	46	50	TT050718	TRANS-1,2-DICHLOROETHENE	156-60-5	1	U	UG/L
LC34-DPT0606-048.0-20180508	GW	5/8/2018	46	50	TT050718	TRICHLOROETHENE	79-01-6	1	U	UG/L
LC34-DPT0606-048.0-20180508	GW	5/8/2018	46	50	TT050718	VINYL CHLORIDE	75-01-4	58	NULL	UG/L
LC34-DPT0606-063.0-20180508	GW	5/8/2018	61	65	TT050718	1,1,2-TRICHLOROTRIFLUOROETHANE	76-13-1	1	U	UG/L
LC34-DPT0606-063.0-20180508	GW	5/8/2018	61	65	TT050718	1,1-DICHLOROETHENE	75-35-4	1	U	UG/L
LC34-DPT0606-063.0-20180508	GW	5/8/2018	61	65	TT050718	CIS-1,2-DICHLOROETHENE	156-59-2	27	NULL	UG/L
LC34-DPT0606-063.0-20180508	GW	5/8/2018	61	65	TT050718	TRANS-1,2-DICHLOROETHENE	156-60-5	1	U	UG/L
LC34-DPT0606-063.0-20180508	GW	5/8/2018	61	65	TT050718	TRICHLOROETHENE	79-01-6	1	U	UG/L
LC34-DPT0606-063.0-20180508	GW	5/8/2018	61	65	TT050718	VINYL CHLORIDE	75-01-4	57	NULL	UG/L
LC34-DPT0606-083.0-20180508	GW	5/8/2018	81	85	TT050718	1,1,2-TRICHLOROTRIFLUOROETHANE	76-13-1	1	U	UG/L
LC34-DPT0606-083.0-20180508	GW	5/8/2018	81	85	TT050718	1,1-DICHLOROETHENE	75-35-4	1	U	UG/L
LC34-DPT0606-083.0-20180508	GW	5/8/2018	81	85	TT050718	CIS-1,2-DICHLOROETHENE	156-59-2	23	NULL	UG/L
LC34-DPT0606-083.0-20180508	GW	5/8/2018	81	85	TT050718	TRANS-1,2-DICHLOROETHENE	156-60-5	1	U	UG/L
LC34-DPT0606-083.0-20180508	GW	5/8/2018	81	85	TT050718	TRICHLOROETHENE	79-01-6	1	U	UG/L
LC34-DPT0606-083.0-20180508	GW	5/8/2018	81	85	TT050718	VINYL CHLORIDE	75-01-4	66	NULL	UG/L

Sample	Matrix	Sample Date	Top Depth	Bottom Depth	SDG	Parameter	CAS	Lab Result	Lab Qualifier	Units
LC34-DPT0607-053.0-20180509	GW	5/9/2018	51	55	TT050718	1,1,2-TRICHLOROTRIFLUOROETHANE	76-13-1	1	U	UG/L
LC34-DPT0607-053.0-20180509	GW	5/9/2018	51	55	TT050718	1,1-DICHLOROETHENE	75-35-4	1	U	UG/L
LC34-DPT0607-053.0-20180509	GW	5/9/2018	51	55	TT050718	CIS-1,2-DICHLOROETHENE	156-59-2	1	U	UG/L
LC34-DPT0607-053.0-20180509	GW	5/9/2018	51	55	TT050718	TRANS-1,2-DICHLOROETHENE	156-60-5	1	U	UG/L
LC34-DPT0607-053.0-20180509	GW	5/9/2018	51	55	TT050718	TRICHLOROETHENE	79-01-6	1	U	UG/L
LC34-DPT0607-053.0-20180509	GW	5/9/2018	51	55	TT050718	VINYL CHLORIDE	75-01-4	1	U	UG/L
LC34-DPT0608-018.0-20180509	GW	5/9/2018	16	20	TT050718	1,1,2-TRICHLOROTRIFLUOROETHANE	76-13-1	1	U	UG/L
LC34-DPT0608-018.0-20180509	GW	5/9/2018	16	20	TT050718	1,1-DICHLOROETHENE	75-35-4	1	U	UG/L
LC34-DPT0607-018.0-20180509	GW	5/9/2018	16	20	TT050718	TRICHLOROETHENE	79-01-6	2	U	UG/L
LC34-DPT0607-018.0-20180509	GW	5/9/2018	16	20	TT050718	VINYL CHLORIDE	75-01-4	170	NULL	UG/L
LC34-DPT0607-023.0-20180509	GW	5/9/2018	21	25	TT050718	1,1,2-TRICHLOROTRIFLUOROETHANE	76-13-1	3	U	UG/L
LC34-DPT0607-023.0-20180509	GW	5/9/2018	21	25	TT050718	1,1-DICHLOROETHENE	75-35-4	3	U	UG/L
LC34-DPT0607-023.0-20180509	GW	5/9/2018	21	25	TT050718	CIS-1,2-DICHLOROETHENE	156-59-2	22	NULL	UG/L
LC34-DPT0607-023.0-20180509	GW	5/9/2018	21	25	TT050718	TRANS-1,2-DICHLOROETHENE	156-60-5	8	NULL	UG/L
LC34-DPT0607-023.0-20180509	GW	5/9/2018	21	25	TT050718	TRICHLOROETHENE	79-01-6	3	U	UG/L
LC34-DPT0607-023.0-20180509	GW	5/9/2018	21	25	TT050718	VINYL CHLORIDE	75-01-4	780	NULL	UG/L
LC34-DPT0607-028.0-20180509	GW	5/9/2018	26	30	TT050718	1,1,2-TRICHLOROTRIFLUOROETHANE	76-13-1	10	U	UG/L
LC34-DPT0607-028.0-20180509	GW	5/9/2018	26	30	TT050718	1,1-DICHLOROETHENE	75-35-4	10	U	UG/L
LC34-DPT0607-028.0-20180509	GW	5/9/2018	26	30	TT050718	CIS-1,2-DICHLOROETHENE	156-59-2	10	U	UG/L
LC34-DPT0607-028.0-20180509	GW	5/9/2018	26	30	TT050718	TRANS-1,2-DICHLOROETHENE	156-60-5	68	NULL	UG/L
LC34-DPT0607-028.0-20180509	GW	5/9/2018	26	30	TT050718	TRICHLOROETHENE	79-01-6	10	U	UG/L
LC34-DPT0607-028.0-20180509	GW	5/9/2018	26	30	TT050718	VINYL CHLORIDE	75-01-4	10300	NULL	UG/L
LC34-DPT0607-043.0-20180509	GW	5/9/2018	41	45	TT050718	1,1,2-TRICHLOROTRIFLUOROETHANE	76-13-1	3	U	UG/L
LC34-DPT0607-043.0-20180509	GW	5/9/2018	41	45	TT050718	1,1-DICHLOROETHENE	75-35-4	3	U	UG/L
LC34-DPT0607-043.0-20180509	GW	5/9/2018	41	45	TT050718	CIS-1,2-DICHLOROETHENE	156-59-2	3	U	UG/L
LC34-DPT0607-043.0-20180509	GW	5/9/2018	41	45	TT050718	TRANS-1,2-DICHLOROETHENE	156-60-5	3	U	UG/L
LC34-DPT0607-043.0-20180509	GW	5/9/2018	41	45	TT050718	TRICHLOROETHENE	79-01-6	3	U	UG/L
LC34-DPT0607-043.0-20180509	GW	5/9/2018	41	45	TT050718	VINYL CHLORIDE	75-01-4	7	NULL	UG/L
LC34-DPT0607-048.0-20180509	GW	5/9/2018	46	50	TT050718	1,1,2-TRICHLOROTRIFLUOROETHANE	76-13-1	1	U	UG/L
LC34-DPT0607-048.0-20180509	GW	5/9/2018	46	50	TT050718	1,1-DICHLOROETHENE	75-35-4	1	U	UG/L
LC34-DPT0607-048.0-20180509	GW	5/9/2018	46	50	TT050718	CIS-1,2-DICHLOROETHENE	156-59-2	1	U	UG/L
LC34-DPT0607-048.0-20180509	GW	5/9/2018	46	50	TT050718	TRANS-1,2-DICHLOROETHENE	156-60-5	1	U	UG/L
LC34-DPT0607-048.0-20180509	GW	5/9/2018	46	50	TT050718	TRICHLOROETHENE	79-01-6	1	U	UG/L
LC34-DPT0607-048.0-20180509	GW	5/9/2018	46	50	TT050718	VINYL CHLORIDE	75-01-4	3	NULL	UG/L
LC34-DPT0607-063.0-20180509	GW	5/9/2018	61	65	TT050718	1,1,2-TRICHLOROTRIFLUOROETHANE	76-13-1	1	U	UG/L
LC34-DPT0607-063.0-20180509	GW	5/9/2018	61	65	TT050718	1,1-DICHLOROETHENE	75-35-4	1	U	UG/L
LC34-DPT0607-063.0-20180509	GW	5/9/2018	61	65	TT050718	CIS-1,2-DICHLOROETHENE	156-59-2	1	U	UG/L
LC34-DPT0607-063.0-20180509	GW	5/9/2018	61	65	TT050718	TRANS-1,2-DICHLOROETHENE	156-60-5	1	U	UG/L
LC34-DPT0607-063.0-20180509	GW	5/9/2018	61	65	TT050718	TRICHLOROETHENE	79-01-6	1	U	UG/L
LC34-DPT0607-063.0-20180509	GW	5/9/2018	61	65	TT050718	VINYL CHLORIDE	75-01-4	8	NULL	UG/L

Sample	Matrix	Sample Date	Top Depth	Bottom Depth	SDG	Parameter	CAS	Lab Result	Lab Qualifier	Units
LC34-DPT0607-068.0-20180509	GW	5/9/2018	66	70	TT050718	1,1,2-TRICHLOROTRIFLUOROETHANE	76-13-1	1	U	UG/L
LC34-DPT0607-068.0-20180509	GW	5/9/2018	66	70	TT050718	1,1-DICHLOROETHENE	75-35-4	1	U	UG/L
LC34-DPT0607-068.0-20180509	GW	5/9/2018	66	70	TT050718	CIS-1,2-DICHLOROETHENE	156-59-2	1	U	UG/L
LC34-DPT0607-068.0-20180509	GW	5/9/2018	66	70	TT050718	TRANS-1,2-DICHLOROETHENE	156-60-5	1	U	UG/L
LC34-DPT0607-068.0-20180509	GW	5/9/2018	66	70	TT050718	TRICHLOROETHENE	79-01-6	1	U	UG/L
LC34-DPT0607-068.0-20180509	GW	5/9/2018	66	70	TT050718	VINYL CHLORIDE	75-01-4	18	NULL	UG/L
LC34-DPT0607-073.0-20180509	GW	5/9/2018	71	75	TT050718	1,1,2-TRICHLOROTRIFLUOROETHANE	76-13-1	1	U	UG/L
LC34-DPT0607-073.0-20180509	GW	5/9/2018	71	75	TT050718	1,1-DICHLOROETHENE	75-35-4	1	U	UG/L
LC34-DPT0607-073.0-20180509	GW	5/9/2018	71	75	TT050718	CIS-1,2-DICHLOROETHENE	156-59-2	1	U	UG/L
LC34-DPT0607-073.0-20180509	GW	5/9/2018	71	75	TT050718	TRANS-1,2-DICHLOROETHENE	156-60-5	1	U	UG/L
LC34-DPT0607-073.0-20180509	GW	5/9/2018	71	75	TT050718	TRICHLOROETHENE	79-01-6	1	U	UG/L
LC34-DPT0607-073.0-20180509	GW	5/9/2018	71	75	TT050718	VINYL CHLORIDE	75-01-4	1	U	UG/L
LC34-DPT0607-078.0-20180509	GW	5/9/2018	76	80	TT050718	1,1,2-TRICHLOROTRIFLUOROETHANE	76-13-1	1	U	UG/L
LC34-DPT0607-078.0-20180509	GW	5/9/2018	76	80	TT050718	1,1-DICHLOROETHENE	75-35-4	1	U	UG/L
LC34-DPT0607-078.0-20180509	GW	5/9/2018	76	80	TT050718	CIS-1,2-DICHLOROETHENE	156-59-2	1	U	UG/L
LC34-DPT0607-078.0-20180509	GW	5/9/2018	76	80	TT050718	TRANS-1,2-DICHLOROETHENE	156-60-5	1	U	UG/L
LC34-DPT0607-078.0-20180509	GW	5/9/2018	76	80	TT050718	TRICHLOROETHENE	79-01-6	1	U	UG/L
LC34-DPT0607-078.0-20180509	GW	5/9/2018	76	80	TT050718	VINYL CHLORIDE	75-01-4	9	NULL	UG/L
LC34-DPT0607-083.0-20180509	GW	5/9/2018	81	85	TT050718	1,1,2-TRICHLOROTRIFLUOROETHANE	76-13-1	1	U	UG/L
LC34-DPT0607-083.0-20180509	GW	5/9/2018	81	85	TT050718	1,1-DICHLOROETHENE	75-35-4	1	U	UG/L
LC34-DPT0608-018.0-20180509	GW	5/9/2018	16	20	TT050718	CIS-1,2-DICHLOROETHENE	156-59-2	6	NULL	UG/L
LC34-DPT0608-018.0-20180509	GW	5/9/2018	16	20	TT050718	TRANS-1,2-DICHLOROETHENE	156-60-5	4	NULL	UG/L
LC34-DPT0608-018.0-20180509	GW	5/9/2018	16	20	TT050718	TRICHLOROETHENE	79-01-6	1	U	UG/L
LC34-DPT0608-018.0-20180509	GW	5/9/2018	16	20	TT050718	VINYL CHLORIDE	75-01-4	130	NULL	UG/L
LC34-DPT0608-043.0-20180509	GW	5/9/2018	41	45	TT050718	1,1,2-TRICHLOROTRIFLUOROETHANE	76-13-1	10	U	UG/L
LC34-DPT0608-043.0-20180509	GW	5/9/2018	41	45	TT050718	1,1-DICHLOROETHENE	75-35-4	10	U	UG/L
LC34-DPT0608-043.0-20180509	GW	5/9/2018	41	45	TT050718	CIS-1,2-DICHLOROETHENE	156-59-2	26	NULL	UG/L
LC34-DPT0608-043.0-20180509	GW	5/9/2018	41	45	TT050718	TRANS-1,2-DICHLOROETHENE	156-60-5	10	U	UG/L
LC34-DPT0608-043.0-20180509	GW	5/9/2018	41	45	TT050718	TRICHLOROETHENE	79-01-6	10	U	UG/L
LC34-DPT0608-043.0-20180509	GW	5/9/2018	41	45	TT050718	VINYL CHLORIDE	75-01-4	1500	NULL	UG/L
LC34-DPT0608-053.0-20180510	GW	5/10/2018	51	55	TT050718	1,1,2-TRICHLOROTRIFLUOROETHANE	76-13-1	1	U	UG/L
LC34-DPT0608-053.0-20180510	GW	5/10/2018	51	55	TT050718	1,1-DICHLOROETHENE	75-35-4	1	U	UG/L
LC34-DPT0608-053.0-20180510	GW	5/10/2018	51	55	TT050718	CIS-1,2-DICHLOROETHENE	156-59-2	1	U	UG/L
LC34-DPT0608-053.0-20180510	GW	5/10/2018	51	55	TT050718	TRANS-1,2-DICHLOROETHENE	156-60-5	1	U	UG/L
LC34-DPT0608-053.0-20180510	GW	5/10/2018	51	55	TT050718	TRICHLOROETHENE	79-01-6	1	U	UG/L
LC34-DPT0608-053.0-20180510	GW	5/10/2018	51	55	TT050718	VINYL CHLORIDE	75-01-4	1	U	UG/L
LC34-DPT0608-063.0-20180510	GW	5/10/2018	61	65	TT050718	1,1,2-TRICHLOROTRIFLUOROETHANE	76-13-1	1	U	UG/L
LC34-DPT0608-063.0-20180510	GW	5/10/2018	61	65	TT050718	1,1-DICHLOROETHENE	75-35-4	1	U	UG/L
LC34-DPT0608-063.0-20180510	GW	5/10/2018	61	65	TT050718	CIS-1,2-DICHLOROETHENE	156-59-2	1	U	UG/L
LC34-DPT0608-063.0-20180510	GW	5/10/2018	61	65	TT050718	TRANS-1,2-DICHLOROETHENE	156-60-5	1	U	UG/L

Sample	Matrix	Sample Date	Top Depth	Bottom Depth	SDG	Parameter	CAS	Lab Result	Lab Qualifier	Units
LC34-DPT0608-063.0-20180510	GW	5/10/2018	61	65	TT050718	TRICHLOROETHENE	79-01-6	1	U	UG/L
LC34-DPT0608-063.0-20180510	GW	5/10/2018	61	65	TT050718	VINYL CHLORIDE	75-01-4	1	U	UG/L
LC34-DPT0609-028.0-20180510	GW	5/10/2018	26	30	TT050718	1,1,2-TRICHLOROTRIFLUOROETHANE	76-13-1	10	U	UG/L
LC34-DPT0609-028.0-20180510	GW	5/10/2018	26	30	TT050718	1,1-DICHLOROETHENE	75-35-4	10	U	UG/L
LC34-DPT0609-028.0-20180510	GW	5/10/2018	26	30	TT050718	CIS-1,2-DICHLOROETHENE	156-59-2	240	NULL	UG/L
LC34-DPT0609-028.0-20180510	GW	5/10/2018	26	30	TT050718	TRANS-1,2-DICHLOROETHENE	156-60-5	65	NULL	UG/L
LC34-DPT0609-028.0-20180510	GW	5/10/2018	26	30	TT050718	TRICHLOROETHENE	79-01-6	10	U	UG/L
LC34-DPT0609-028.0-20180510	GW	5/10/2018	26	30	TT050718	VINYL CHLORIDE	75-01-4	1700	NULL	UG/L
LC34-DPT0609-033.0-20180510	GW	5/10/2018	31	35	TT050718	1,1,2-TRICHLOROTRIFLUOROETHANE	76-13-1	100	U	UG/L
LC34-DPT0609-033.0-20180510	GW	5/10/2018	31	35	TT050718	1,1-DICHLOROETHENE	75-35-4	100	U	UG/L
LC34-DPT0609-033.0-20180510	GW	5/10/2018	31	35	TT050718	CIS-1,2-DICHLOROETHENE	156-59-2	100	U	UG/L
LC34-DPT0609-033.0-20180510	GW	5/10/2018	31	35	TT050718	TRANS-1,2-DICHLOROETHENE	156-60-5	470	NULL	UG/L
LC34-DPT0609-033.0-20180510	GW	5/10/2018	31	35	TT050718	TRICHLOROETHENE	79-01-6	100	U	UG/L
LC34-DPT0609-033.0-20180510	GW	5/10/2018	31	35	TT050718	VINYL CHLORIDE	75-01-4	10200	NULL	UG/L
LC34-DPT0609-053.0-20180510	GW	5/10/2018	51	55	TT050718	1,1,2-TRICHLOROTRIFLUOROETHANE	76-13-1	1	U	UG/L
LC34-DPT0609-053.0-20180510	GW	5/10/2018	51	55	TT050718	1,1-DICHLOROETHENE	75-35-4	1	U	UG/L
LC34-DPT0609-053.0-20180510	GW	5/10/2018	51	55	TT050718	CIS-1,2-DICHLOROETHENE	156-59-2	1	U	UG/L
LC34-DPT0609-053.0-20180510	GW	5/10/2018	51	55	TT050718	TRANS-1,2-DICHLOROETHENE	156-60-5	1	U	UG/L
LC34-DPT0609-053.0-20180510	GW	5/10/2018	51	55	TT050718	TRICHLOROETHENE	79-01-6	1	U	UG/L
LC34-DPT0609-053.0-20180510	GW	5/10/2018	51	55	TT050718	VINYL CHLORIDE	75-01-4	3	NULL	UG/L
LC34-DPT0610-008.0-20180511	GW	5/11/2018	6	10	TT050718	1,1,2-TRICHLOROTRIFLUOROETHANE	76-13-1	1	U	UG/L
LC34-DPT0610-008.0-20180511	GW	5/11/2018	6	10	TT050718	1,1-DICHLOROETHENE	75-35-4	1	U	UG/L
LC34-DPT0610-008.0-20180511	GW	5/11/2018	6	10	TT050718	CIS-1,2-DICHLOROETHENE	156-59-2	6	NULL	UG/L
LC34-DPT0610-008.0-20180511	GW	5/11/2018	6	10	TT050718	TRANS-1,2-DICHLOROETHENE	156-60-5	1	U	UG/L
LC34-DPT0610-008.0-20180511	GW	5/11/2018	6	10	TT050718	TRICHLOROETHENE	79-01-6	105	B	UG/L
LC34-DPT0610-008.0-20180511	GW	5/11/2018	6	10	TT050718	VINYL CHLORIDE	75-01-4	8	NULL	UG/L
LC34-DPT0610-033.0-20180511	GW	5/11/2018	31	35	TT050718	1,1,2-TRICHLOROTRIFLUOROETHANE	76-13-1	290	U	UG/L
LC34-DPT0610-033.0-20180511	GW	5/11/2018	31	35	TT050718	1,1-DICHLOROETHENE	75-35-4	290	U	UG/L
LC34-DPT0610-033.0-20180511	GW	5/11/2018	31	35	TT050718	CIS-1,2-DICHLOROETHENE	156-59-2	290	U	UG/L
LC34-DPT0610-033.0-20180511	GW	5/11/2018	31	35	TT050718	TRANS-1,2-DICHLOROETHENE	156-60-5	530	NULL	UG/L
LC34-DPT0610-033.0-20180511	GW	5/11/2018	31	35	TT050718	TRICHLOROETHENE	79-01-6	290	UB	UG/L
LC34-DPT0610-033.0-20180511	GW	5/11/2018	31	35	TT050718	VINYL CHLORIDE	75-01-4	27300	NULL	UG/L
LC34-DPT0608-028.0-20180509	GW	5/9/2018	26	30	TT050718	TRICHLOROETHENE	79-01-6	40	U	UG/L
LC34-DPT0608-028.0-20180509	GW	5/9/2018	26	30	TT050718	VINYL CHLORIDE	75-01-4	3200	NULL	UG/L
LC34-DPT0608-073.0-20180510	GW	5/10/2018	71	75	TT050718	1,1,2-TRICHLOROTRIFLUOROETHANE	76-13-1	1	U	UG/L
LC34-DPT0608-073.0-20180510	GW	5/10/2018	71	75	TT050718	1,1-DICHLOROETHENE	75-35-4	1	U	UG/L
LC34-DPT0608-073.0-20180510	GW	5/10/2018	71	75	TT050718	CIS-1,2-DICHLOROETHENE	156-59-2	2	NULL	UG/L
LC34-DPT0608-073.0-20180510	GW	5/10/2018	71	75	TT050718	TRANS-1,2-DICHLOROETHENE	156-60-5	1	U	UG/L
LC34-DPT0608-073.0-20180510	GW	5/10/2018	71	75	TT050718	TRICHLOROETHENE	79-01-6	1	U	UG/L
LC34-DPT0608-073.0-20180510	GW	5/10/2018	71	75	TT050718	VINYL CHLORIDE	75-01-4	4	NULL	UG/L

Sample	Matrix	Sample Date	Top Depth	Bottom Depth	SDG	Parameter	CAS	Lab Result	Lab Qualifier	Units
LC34-DPT0609-018.0-20180510	GW	5/10/2018	16	20	TT050718	1,1,2-TRICHLOROTRIFLUOROETHANE	76-13-1	1	U	UG/L
LC34-DPT0609-018.0-20180510	GW	5/10/2018	16	20	TT050718	1,1-DICHLOROETHENE	75-35-4	1	U	UG/L
LC34-DPT0609-018.0-20180510	GW	5/10/2018	16	20	TT050718	CIS-1,2-DICHLOROETHENE	156-59-2	5	NULL	UG/L
LC34-DPT0609-018.0-20180510	GW	5/10/2018	16	20	TT050718	TRANS-1,2-DICHLOROETHENE	156-60-5	1	U	UG/L
LC34-DPT0609-018.0-20180510	GW	5/10/2018	16	20	TT050718	TRICHLOROETHENE	79-01-6	1	U	UG/L
LC34-DPT0609-018.0-20180510	GW	5/10/2018	16	20	TT050718	VINYL CHLORIDE	75-01-4	40	NULL	UG/L
LC34-DPT0609-058.0-20180510	GW	5/10/2018	56	60	TT050718	1,1,2-TRICHLOROTRIFLUOROETHANE	76-13-1	1	U	UG/L
LC34-DPT0609-058.0-20180510	GW	5/10/2018	56	60	TT050718	1,1-DICHLOROETHENE	75-35-4	1	U	UG/L
LC34-DPT0609-058.0-20180510	GW	5/10/2018	56	60	TT050718	CIS-1,2-DICHLOROETHENE	156-59-2	18	NULL	UG/L
LC34-DPT0609-058.0-20180510	GW	5/10/2018	56	60	TT050718	TRANS-1,2-DICHLOROETHENE	156-60-5	3	NULL	UG/L
LC34-DPT0609-058.0-20180510	GW	5/10/2018	56	60	TT050718	TRICHLOROETHENE	79-01-6	1	U	UG/L
LC34-DPT0609-058.0-20180510	GW	5/10/2018	56	60	TT050718	VINYL CHLORIDE	75-01-4	120	NULL	UG/L
LC34-DPT0610-013.0-20180511	GW	5/11/2018	11	15	TT050718	1,1,2-TRICHLOROTRIFLUOROETHANE	76-13-1	2	NULL	UG/L
LC34-DPT0610-013.0-20180511	GW	5/11/2018	11	15	TT050718	1,1-DICHLOROETHENE	75-35-4	1	U	UG/L
LC34-DPT0610-013.0-20180511	GW	5/11/2018	11	15	TT050718	CIS-1,2-DICHLOROETHENE	156-59-2	130	NULL	UG/L
LC34-DPT0610-013.0-20180511	GW	5/11/2018	11	15	TT050718	TRANS-1,2-DICHLOROETHENE	156-60-5	2	NULL	UG/L
LC34-DPT0610-013.0-20180511	GW	5/11/2018	11	15	TT050718	TRICHLOROETHENE	79-01-6	220	B	UG/L
LC34-DPT0610-013.0-20180511	GW	5/11/2018	11	15	TT050718	VINYL CHLORIDE	75-01-4	350	J	UG/L
LC34-DPT0610-048.0-20180511	GW	5/11/2018	46	50	TT050718	1,1,2-TRICHLOROTRIFLUOROETHANE	76-13-1	5	U	UG/L
LC34-DPT0610-048.0-20180511	GW	5/11/2018	46	50	TT050718	1,1-DICHLOROETHENE	75-35-4	5	U	UG/L
LC34-DPT0610-048.0-20180511	GW	5/11/2018	46	50	TT050718	CIS-1,2-DICHLOROETHENE	156-59-2	350	NULL	UG/L
LC34-DPT0610-048.0-20180511	GW	5/11/2018	46	50	TT050718	TRANS-1,2-DICHLOROETHENE	156-60-5	5	U	UG/L
LC34-DPT0610-048.0-20180511	GW	5/11/2018	46	50	TT050718	TRICHLOROETHENE	79-01-6	5	UB	UG/L
LC34-DPT0610-048.0-20180511	GW	5/11/2018	46	50	TT050718	VINYL CHLORIDE	75-01-4	7	NULL	UG/L
LC34-DPT0610-053.0-20180511	GW	5/11/2018	51	55	TT050718	1,1,2-TRICHLOROTRIFLUOROETHANE	76-13-1	3	U	UG/L
LC34-DPT0610-053.0-20180511	GW	5/11/2018	51	55	TT050718	1,1-DICHLOROETHENE	75-35-4	3	U	UG/L
LC34-DPT0610-053.0-20180511	GW	5/11/2018	51	55	TT050718	CIS-1,2-DICHLOROETHENE	156-59-2	13	NULL	UG/L
LC34-DPT0610-053.0-20180511	GW	5/11/2018	51	55	TT050718	TRANS-1,2-DICHLOROETHENE	156-60-5	3	U	UG/L
LC34-DPT0610-053.0-20180511	GW	5/11/2018	51	55	TT050718	TRICHLOROETHENE	79-01-6	3	UB	UG/L
LC34-DPT0610-053.0-20180511	GW	5/11/2018	51	55	TT050718	VINYL CHLORIDE	75-01-4	3	U	UG/L
LC34-DPT0610-053.0-20180511RE	GW	5/11/2018	51	55	TT050718	1,1,2-TRICHLOROTRIFLUOROETHANE	76-13-1	1	U	UG/L
LC34-DPT0610-053.0-20180511RE	GW	5/11/2018	51	55	TT050718	1,1-DICHLOROETHENE	75-35-4	1	U	UG/L
LC34-DPT0610-053.0-20180511RE	GW	5/11/2018	51	55	TT050718	CIS-1,2-DICHLOROETHENE	156-59-2	13	NULL	UG/L
LC34-DPT0610-053.0-20180511RE	GW	5/11/2018	51	55	TT050718	TRANS-1,2-DICHLOROETHENE	156-60-5	1	U	UG/L
LC34-DPT0610-053.0-20180511RE	GW	5/11/2018	51	55	TT050718	TRICHLOROETHENE	79-01-6	1	UB	UG/L
LC34-DPT0610-053.0-20180511RE	GW	5/11/2018	51	55	TT050718	VINYL CHLORIDE	75-01-4	1	NULL	UG/L
LC34-DPT0611-008.0-20180514	GW	5/14/2018	6	10	TT050718	1,1,2-TRICHLOROTRIFLUOROETHANE	76-13-1	1	U	UG/L
LC34-DPT0611-008.0-20180514	GW	5/14/2018	6	10	TT050718	1,1-DICHLOROETHENE	75-35-4	1	U	UG/L
LC34-DPT0611-008.0-20180514	GW	5/14/2018	6	10	TT050718	CIS-1,2-DICHLOROETHENE	156-59-2	1	U	UG/L
LC34-DPT0611-008.0-20180514	GW	5/14/2018	6	10	TT050718	TRANS-1,2-DICHLOROETHENE	156-60-5	1	U	UG/L

Sample	Matrix	Sample Date	Top Depth	Bottom Depth	SDG	Parameter	CAS	Lab Result	Lab Qualifier	Units
LC34-DPT0611-008.0-20180514	GW	5/14/2018	6	10	TT050718	TRICHLOROETHENE	79-01-6	1	U	UG/L
LC34-DPT0611-008.0-20180514	GW	5/14/2018	6	10	TT050718	VINYL CHLORIDE	75-01-4	1	U	UG/L
LC34-DPT0611-033.0-20180514	GW	5/14/2018	31	35	TT050718	1,1,2-TRICHLOROTRIFLUOROETHANE	76-13-1	1000	U	UG/L
LC34-DPT0611-033.0-20180514	GW	5/14/2018	31	35	TT050718	1,1-DICHLOROETHENE	75-35-4	1000	U	UG/L
LC34-DPT0607-083.0-20180509	GW	5/9/2018	81	85	TT050718	CIS-1,2-DICHLOROETHENE	156-59-2	1	U	UG/L
LC34-DPT0607-083.0-20180509	GW	5/9/2018	81	85	TT050718	TRANS-1,2-DICHLOROETHENE	156-60-5	1	U	UG/L
LC34-DPT0607-083.0-20180509	GW	5/9/2018	81	85	TT050718	TRICHLOROETHENE	79-01-6	1	U	UG/L
LC34-DPT0607-083.0-20180509	GW	5/9/2018	81	85	TT050718	VINYL CHLORIDE	75-01-4	4	NULL	UG/L
LC34-DPT0608-008.0-20180509	GW	5/9/2018	6	10	TT050718	1,1,2-TRICHLOROTRIFLUOROETHANE	76-13-1	1	U	UG/L
LC34-DPT0608-008.0-20180509	GW	5/9/2018	6	10	TT050718	1,1-DICHLOROETHENE	75-35-4	1	U	UG/L
LC34-DPT0608-008.0-20180509	GW	5/9/2018	6	10	TT050718	CIS-1,2-DICHLOROETHENE	156-59-2	1	U	UG/L
LC34-DPT0608-008.0-20180509	GW	5/9/2018	6	10	TT050718	TRANS-1,2-DICHLOROETHENE	156-60-5	1	U	UG/L
LC34-DPT0608-008.0-20180509	GW	5/9/2018	6	10	TT050718	TRICHLOROETHENE	79-01-6	1	U	UG/L
LC34-DPT0608-008.0-20180509	GW	5/9/2018	6	10	TT050718	VINYL CHLORIDE	75-01-4	1	U	UG/L
LC34-DPT0608-068.0-20180510	GW	5/10/2018	66	70	TT050718	1,1,2-TRICHLOROTRIFLUOROETHANE	76-13-1	1	U	UG/L
LC34-DPT0608-068.0-20180510	GW	5/10/2018	66	70	TT050718	1,1-DICHLOROETHENE	75-35-4	1	U	UG/L
LC34-DPT0608-068.0-20180510	GW	5/10/2018	66	70	TT050718	CIS-1,2-DICHLOROETHENE	156-59-2	1	U	UG/L
LC34-DPT0608-068.0-20180510	GW	5/10/2018	66	70	TT050718	TRANS-1,2-DICHLOROETHENE	156-60-5	1	U	UG/L
LC34-DPT0608-068.0-20180510	GW	5/10/2018	66	70	TT050718	TRICHLOROETHENE	79-01-6	1	U	UG/L
LC34-DPT0608-068.0-20180510	GW	5/10/2018	66	70	TT050718	VINYL CHLORIDE	75-01-4	1	U	UG/L
LC34-DPT0608-078.0-20180510	GW	5/10/2018	76	80	TT050718	1,1,2-TRICHLOROTRIFLUOROETHANE	76-13-1	1	U	UG/L
LC34-DPT0608-078.0-20180510	GW	5/10/2018	76	80	TT050718	1,1-DICHLOROETHENE	75-35-4	1	U	UG/L
LC34-DPT0608-078.0-20180510	GW	5/10/2018	76	80	TT050718	CIS-1,2-DICHLOROETHENE	156-59-2	2	NULL	UG/L
LC34-DPT0608-078.0-20180510	GW	5/10/2018	76	80	TT050718	TRANS-1,2-DICHLOROETHENE	156-60-5	1	U	UG/L
LC34-DPT0608-078.0-20180510	GW	5/10/2018	76	80	TT050718	TRICHLOROETHENE	79-01-6	1	U	UG/L
LC34-DPT0608-078.0-20180510	GW	5/10/2018	76	80	TT050718	VINYL CHLORIDE	75-01-4	1	U	UG/L
LC34-DPT0608-083.0-20180510	GW	5/10/2018	81	85	TT050718	1,1,2-TRICHLOROTRIFLUOROETHANE	76-13-1	1	U	UG/L
LC34-DPT0608-083.0-20180510	GW	5/10/2018	81	85	TT050718	1,1-DICHLOROETHENE	75-35-4	1	U	UG/L
LC34-DPT0608-083.0-20180510	GW	5/10/2018	81	85	TT050718	CIS-1,2-DICHLOROETHENE	156-59-2	2	NULL	UG/L
LC34-DPT0608-083.0-20180510	GW	5/10/2018	81	85	TT050718	TRANS-1,2-DICHLOROETHENE	156-60-5	1	U	UG/L
LC34-DPT0608-083.0-20180510	GW	5/10/2018	81	85	TT050718	TRICHLOROETHENE	79-01-6	1	U	UG/L
LC34-DPT0608-083.0-20180510	GW	5/10/2018	81	85	TT050718	VINYL CHLORIDE	75-01-4	17	NULL	UG/L
LC34-DPT0609-013.0-20180510	GW	5/10/2018	11	15	TT050718	1,1,2-TRICHLOROTRIFLUOROETHANE	76-13-1	1	U	UG/L
LC34-DPT0609-013.0-20180510	GW	5/10/2018	11	15	TT050718	1,1-DICHLOROETHENE	75-35-4	1	U	UG/L
LC34-DPT0609-013.0-20180510	GW	5/10/2018	11	15	TT050718	CIS-1,2-DICHLOROETHENE	156-59-2	3	NULL	UG/L
LC34-DPT0609-013.0-20180510	GW	5/10/2018	11	15	TT050718	TRANS-1,2-DICHLOROETHENE	156-60-5	1	U	UG/L
LC34-DPT0609-013.0-20180510	GW	5/10/2018	11	15	TT050718	TRICHLOROETHENE	79-01-6	1	U	UG/L
LC34-DPT0609-013.0-20180510	GW	5/10/2018	11	15	TT050718	VINYL CHLORIDE	75-01-4	8	NULL	UG/L
LC34-DPT0609-023.0-20180510	GW	5/10/2018	21	25	TT050718	1,1,2-TRICHLOROTRIFLUOROETHANE	76-13-1	40	U	UG/L
LC34-DPT0609-023.0-20180510	GW	5/10/2018	21	25	TT050718	1,1-DICHLOROETHENE	75-35-4	40	U	UG/L

Sample	Matrix	Sample Date	Top Depth	Bottom Depth	SDG	Parameter	CAS	Lab Result	Lab Qualifier	Units
LC34-DPT0609-023.0-20180510	GW	5/10/2018	21	25	TT050718	CIS-1,2-DICHLOROETHENE	156-59-2	790	NULL	UG/L
LC34-DPT0609-023.0-20180510	GW	5/10/2018	21	25	TT050718	TRANS-1,2-DICHLOROETHENE	156-60-5	40	U	UG/L
LC34-DPT0609-023.0-20180510	GW	5/10/2018	21	25	TT050718	TRICHLOROETHENE	79-01-6	40	U	UG/L
LC34-DPT0609-023.0-20180510	GW	5/10/2018	21	25	TT050718	VINYL CHLORIDE	75-01-4	2700	NULL	UG/L
LC34-DPT0609-043.0-20180510	GW	5/10/2018	41	45	TT050718	1,1,2-TRICHLOROTRIFLUOROETHANE	76-13-1	10	U	UG/L
LC34-DPT0609-043.0-20180510	GW	5/10/2018	41	45	TT050718	1,1-DICHLOROETHENE	75-35-4	10	U	UG/L
LC34-DPT0609-043.0-20180510	GW	5/10/2018	41	45	TT050718	CIS-1,2-DICHLOROETHENE	156-59-2	180	NULL	UG/L
LC34-DPT0609-043.0-20180510	GW	5/10/2018	41	45	TT050718	TRANS-1,2-DICHLOROETHENE	156-60-5	10	U	UG/L
LC34-DPT0609-043.0-20180510	GW	5/10/2018	41	45	TT050718	TRICHLOROETHENE	79-01-6	10	U	UG/L
LC34-DPT0609-043.0-20180510	GW	5/10/2018	41	45	TT050718	VINYL CHLORIDE	75-01-4	400	NULL	UG/L
LC34-DPT0609-048.0-20180510	GW	5/10/2018	46	50	TT050718	1,1,2-TRICHLOROTRIFLUOROETHANE	76-13-1	1	U	UG/L
LC34-DPT0609-048.0-20180510	GW	5/10/2018	46	50	TT050718	1,1-DICHLOROETHENE	75-35-4	1	U	UG/L
LC34-DPT0609-048.0-20180510	GW	5/10/2018	46	50	TT050718	CIS-1,2-DICHLOROETHENE	156-59-2	1	U	UG/L
LC34-DPT0609-048.0-20180510	GW	5/10/2018	46	50	TT050718	TRANS-1,2-DICHLOROETHENE	156-60-5	1	U	UG/L
LC34-DPT0609-048.0-20180510	GW	5/10/2018	46	50	TT050718	TRICHLOROETHENE	79-01-6	1	U	UG/L
LC34-DPT0609-048.0-20180510	GW	5/10/2018	46	50	TT050718	VINYL CHLORIDE	75-01-4	2	NULL	UG/L
LC34-DPT0605-033.0-20180507R	GW	5/7/2018	31	35	TT050718	1,1,2-TRICHLOROTRIFLUOROETHANE	76-13-1	290	U	UG/L
LC34-DPT0605-033.0-20180507R	GW	5/7/2018	31	35	TT050718	1,1-DICHLOROETHENE	75-35-4	290	U	UG/L
LC34-DPT0605-033.0-20180507R	GW	5/7/2018	31	35	TT050718	CIS-1,2-DICHLOROETHENE	156-59-2	7100	NULL	UG/L
LC34-DPT0605-033.0-20180507R	GW	5/7/2018	31	35	TT050718	TRANS-1,2-DICHLOROETHENE	156-60-5	290	U	UG/L
LC34-DPT0605-033.0-20180507R	GW	5/7/2018	31	35	TT050718	TRICHLOROETHENE	79-01-6	290	U	UG/L
LC34-DPT0605-033.0-20180507R	GW	5/7/2018	31	35	TT050718	VINYL CHLORIDE	75-01-4	12200	NULL	UG/L
LC34-DPT0605-048.0-20180507	GW	5/7/2018	46	50	TT050718	1,1,2-TRICHLOROTRIFLUOROETHANE	76-13-1	1	U	UG/L
LC34-DPT0605-048.0-20180507	GW	5/7/2018	46	50	TT050718	1,1-DICHLOROETHENE	75-35-4	1	U	UG/L
LC34-DPT0605-048.0-20180507	GW	5/7/2018	46	50	TT050718	CIS-1,2-DICHLOROETHENE	156-59-2	32	NULL	UG/L
LC34-DPT0605-048.0-20180507	GW	5/7/2018	46	50	TT050718	TRANS-1,2-DICHLOROETHENE	156-60-5	1	U	UG/L
LC34-DPT0605-048.0-20180507	GW	5/7/2018	46	50	TT050718	TRICHLOROETHENE	79-01-6	1	U	UG/L
LC34-DPT0605-048.0-20180507	GW	5/7/2018	46	50	TT050718	VINYL CHLORIDE	75-01-4	8	NULL	UG/L
LC34-DPT0605-063.0-20180507	GW	5/7/2018	61	65	TT050718	1,1,2-TRICHLOROTRIFLUOROETHANE	76-13-1	1	U	UG/L
LC34-DPT0605-063.0-20180507	GW	5/7/2018	61	65	TT050718	1,1-DICHLOROETHENE	75-35-4	1	U	UG/L
LC34-DPT0605-063.0-20180507	GW	5/7/2018	61	65	TT050718	CIS-1,2-DICHLOROETHENE	156-59-2	64	NULL	UG/L
LC34-DPT0605-063.0-20180507	GW	5/7/2018	61	65	TT050718	TRANS-1,2-DICHLOROETHENE	156-60-5	1	U	UG/L
LC34-DPT0605-063.0-20180507	GW	5/7/2018	61	65	TT050718	TRICHLOROETHENE	79-01-6	1	U	UG/L
LC34-DPT0605-063.0-20180507	GW	5/7/2018	61	65	TT050718	VINYL CHLORIDE	75-01-4	16	NULL	UG/L
LC34-DPT0605-078.0-20180508	GW	5/8/2018	76	80	TT050718	1,1,2-TRICHLOROTRIFLUOROETHANE	76-13-1	1	U	UG/L
LC34-DPT0605-078.0-20180508	GW	5/8/2018	76	80	TT050718	1,1-DICHLOROETHENE	75-35-4	1	U	UG/L
LC34-DPT0605-078.0-20180508	GW	5/8/2018	76	80	TT050718	CIS-1,2-DICHLOROETHENE	156-59-2	110	NULL	UG/L
LC34-DPT0605-078.0-20180508	GW	5/8/2018	76	80	TT050718	TRANS-1,2-DICHLOROETHENE	156-60-5	4	NULL	UG/L
LC34-DPT0605-078.0-20180508	GW	5/8/2018	76	80	TT050718	TRICHLOROETHENE	79-01-6	36	NULL	UG/L
LC34-DPT0605-078.0-20180508	GW	5/8/2018	76	80	TT050718	VINYL CHLORIDE	75-01-4	1	U	UG/L

Sample	Matrix	Sample Date	Top Depth	Bottom Depth	SDG	Parameter	CAS	Lab Result	Lab Qualifier	Units
LC34-DPT0607-033.0-20180509	GW	5/9/2018	31	35	TT050718	1,1,2-TRICHLOROTRIFLUOROETHANE	76-13-1	20	U	UG/L
LC34-DPT0607-033.0-20180509	GW	5/9/2018	31	35	TT050718	1,1-DICHLOROETHENE	75-35-4	20	U	UG/L
LC34-DPT0607-033.0-20180509	GW	5/9/2018	31	35	TT050718	CIS-1,2-DICHLOROETHENE	156-59-2	20	U	UG/L
LC34-DPT0607-033.0-20180509	GW	5/9/2018	31	35	TT050718	TRANS-1,2-DICHLOROETHENE	156-60-5	24	NULL	UG/L
LC34-DPT0607-033.0-20180509	GW	5/9/2018	31	35	TT050718	TRICHLOROETHENE	79-01-6	20	U	UG/L
LC34-DPT0607-033.0-20180509	GW	5/9/2018	31	35	TT050718	VINYL CHLORIDE	75-01-4	13600	J	UG/L
LC34-DPT0607-038.0-20180509	GW	5/9/2018	36	40	TT050718	1,1,2-TRICHLOROTRIFLUOROETHANE	76-13-1	100	U	UG/L
LC34-DPT0607-038.0-20180509	GW	5/9/2018	36	40	TT050718	1,1-DICHLOROETHENE	75-35-4	100	U	UG/L
LC34-DPT0607-038.0-20180509	GW	5/9/2018	36	40	TT050718	CIS-1,2-DICHLOROETHENE	156-59-2	100	U	UG/L
LC34-DPT0607-038.0-20180509	GW	5/9/2018	36	40	TT050718	TRANS-1,2-DICHLOROETHENE	156-60-5	100	U	UG/L
LC34-DPT0607-038.0-20180509	GW	5/9/2018	36	40	TT050718	TRICHLOROETHENE	79-01-6	100	U	UG/L
LC34-DPT0607-038.0-20180509	GW	5/9/2018	36	40	TT050718	VINYL CHLORIDE	75-01-4	2500	NULL	UG/L
LC34-DPT0607-058.0-20180509	GW	5/9/2018	56	60	TT050718	1,1,2-TRICHLOROTRIFLUOROETHANE	76-13-1	1	U	UG/L
LC34-DPT0607-058.0-20180509	GW	5/9/2018	56	60	TT050718	1,1-DICHLOROETHENE	75-35-4	1	U	UG/L
LC34-DPT0607-058.0-20180509	GW	5/9/2018	56	60	TT050718	CIS-1,2-DICHLOROETHENE	156-59-2	1	U	UG/L
LC34-DPT0607-058.0-20180509	GW	5/9/2018	56	60	TT050718	TRANS-1,2-DICHLOROETHENE	156-60-5	1	U	UG/L
LC34-DPT0607-058.0-20180509	GW	5/9/2018	56	60	TT050718	TRICHLOROETHENE	79-01-6	1	U	UG/L
LC34-DPT0607-058.0-20180509	GW	5/9/2018	56	60	TT050718	VINYL CHLORIDE	75-01-4	23	NULL	UG/L
LC34-DPT0608-013.0-20180509	GW	5/9/2018	11	15	TT050718	1,1,2-TRICHLOROTRIFLUOROETHANE	76-13-1	1	U	UG/L
LC34-DPT0608-013.0-20180509	GW	5/9/2018	11	15	TT050718	1,1-DICHLOROETHENE	75-35-4	1	U	UG/L
LC34-DPT0608-013.0-20180509	GW	5/9/2018	11	15	TT050718	CIS-1,2-DICHLOROETHENE	156-59-2	1	U	UG/L
LC34-DPT0608-013.0-20180509	GW	5/9/2018	11	15	TT050718	TRANS-1,2-DICHLOROETHENE	156-60-5	1	U	UG/L
LC34-DPT0608-013.0-20180509	GW	5/9/2018	11	15	TT050718	TRICHLOROETHENE	79-01-6	1	U	UG/L
LC34-DPT0608-013.0-20180509	GW	5/9/2018	11	15	TT050718	VINYL CHLORIDE	75-01-4	7	NULL	UG/L
LC34-DPT0608-023.0-20180509	GW	5/9/2018	21	25	TT050718	1,1,2-TRICHLOROTRIFLUOROETHANE	76-13-1	10	U	UG/L
LC34-DPT0608-023.0-20180509	GW	5/9/2018	21	25	TT050718	1,1-DICHLOROETHENE	75-35-4	10	U	UG/L
LC34-DPT0608-023.0-20180509	GW	5/9/2018	21	25	TT050718	CIS-1,2-DICHLOROETHENE	156-59-2	10	U	UG/L
LC34-DPT0608-023.0-20180509	GW	5/9/2018	21	25	TT050718	TRANS-1,2-DICHLOROETHENE	156-60-5	83	NULL	UG/L
LC34-DPT0611-033.0-20180514	GW	5/14/2018	31	35	TT050718	CIS-1,2-DICHLOROETHENE	156-59-2	259000	NULL	UG/L
LC34-DPT0611-033.0-20180514	GW	5/14/2018	31	35	TT050718	TRANS-1,2-DICHLOROETHENE	156-60-5	1400	NULL	UG/L
LC34-DPT0611-033.0-20180514	GW	5/14/2018	31	35	TT050718	TRICHLOROETHENE	79-01-6	8400	NULL	UG/L
LC34-DPT0611-033.0-20180514	GW	5/14/2018	31	35	TT050718	VINYL CHLORIDE	75-01-4	32200	NULL	UG/L
LC34-DPT0611-043.0-20180514	GW	5/14/2018	41	45	TT050718	1,1,2-TRICHLOROTRIFLUOROETHANE	76-13-1	40	U	UG/L
LC34-DPT0611-043.0-20180514	GW	5/14/2018	41	45	TT050718	1,1-DICHLOROETHENE	75-35-4	40	U	UG/L
LC34-DPT0611-043.0-20180514	GW	5/14/2018	41	45	TT050718	CIS-1,2-DICHLOROETHENE	156-59-2	3000	NULL	UG/L
LC34-DPT0611-043.0-20180514	GW	5/14/2018	41	45	TT050718	TRANS-1,2-DICHLOROETHENE	156-60-5	40	U	UG/L
LC34-DPT0611-043.0-20180514	GW	5/14/2018	41	45	TT050718	TRICHLOROETHENE	79-01-6	40	U	UG/L
LC34-DPT0611-043.0-20180514	GW	5/14/2018	41	45	TT050718	VINYL CHLORIDE	75-01-4	170	NULL	UG/L
LC34-DPT0611-068.0-20180515	GW	5/15/2018	66	70	TT050718	1,1,2-TRICHLOROTRIFLUOROETHANE	76-13-1	10	U	UG/L
LC34-DPT0611-068.0-20180515	GW	5/15/2018	66	70	TT050718	1,1-DICHLOROETHENE	75-35-4	10	U	UG/L

Sample	Matrix	Sample Date	Top Depth	Bottom Depth	SDG	Parameter	CAS	Lab Result	Lab Qualifier	Units
LC34-DPT0611-068.0-20180515	GW	5/15/2018	66	70	TT050718	CIS-1,2-DICHLOROETHENE	156-59-2	2300	NULL	UG/L
LC34-DPT0611-068.0-20180515	GW	5/15/2018	66	70	TT050718	TRANS-1,2-DICHLOROETHENE	156-60-5	32	NULL	UG/L
LC34-DPT0611-068.0-20180515	GW	5/15/2018	66	70	TT050718	TRICHLOROETHENE	79-01-6	520	NULL	UG/L
LC34-DPT0611-068.0-20180515	GW	5/15/2018	66	70	TT050718	VINYL CHLORIDE	75-01-4	12	NULL	UG/L
LC34-DPT0612-028.0-20180515	GW	5/15/2018	26	30	TT050718	1,1,2-TRICHLOROTRIFLUOROETHANE	76-13-1	100	U	UG/L
LC34-DPT0612-028.0-20180515	GW	5/15/2018	26	30	TT050718	1,1-DICHLOROETHENE	75-35-4	100	U	UG/L
LC34-DPT0612-028.0-20180515	GW	5/15/2018	26	30	TT050718	CIS-1,2-DICHLOROETHENE	156-59-2	13600	NULL	UG/L
LC34-DPT0612-028.0-20180515	GW	5/15/2018	26	30	TT050718	TRANS-1,2-DICHLOROETHENE	156-60-5	560	NULL	UG/L
LC34-DPT0612-028.0-20180515	GW	5/15/2018	26	30	TT050718	TRICHLOROETHENE	79-01-6	330	NULL	UG/L
LC34-DPT0612-028.0-20180515	GW	5/15/2018	26	30	TT050718	VINYL CHLORIDE	75-01-4	950	NULL	UG/L
LC34-DPT0614-008.0-20180517	GW	5/17/2018	6	10	TT050718	1,1,2-TRICHLOROTRIFLUOROETHANE	76-13-1	1	U	UG/L
LC34-DPT0614-008.0-20180517	GW	5/17/2018	6	10	TT050718	1,1-DICHLOROETHENE	75-35-4	1	U	UG/L
LC34-DPT0614-008.0-20180517	GW	5/17/2018	6	10	TT050718	CIS-1,2-DICHLOROETHENE	156-59-2	1	U	UG/L
LC34-DPT0614-008.0-20180517	GW	5/17/2018	6	10	TT050718	TRANS-1,2-DICHLOROETHENE	156-60-5	1	U	UG/L
LC34-DPT0614-008.0-20180517	GW	5/17/2018	6	10	TT050718	TRICHLOROETHENE	79-01-6	1	U	UG/L
LC34-DPT0614-008.0-20180517	GW	5/17/2018	6	10	TT050718	VINYL CHLORIDE	75-01-4	1	U	UG/L
LC34-DPT0614-023.0-20180517	GW	5/17/2018	21	25	TT050718	1,1,2-TRICHLOROTRIFLUOROETHANE	76-13-1	2	U	UG/L
LC34-DPT0614-023.0-20180517	GW	5/17/2018	21	25	TT050718	1,1-DICHLOROETHENE	75-35-4	2	U	UG/L
LC34-DPT0614-023.0-20180517	GW	5/17/2018	21	25	TT050718	CIS-1,2-DICHLOROETHENE	156-59-2	470	NULL	UG/L
LC34-DPT0614-023.0-20180517	GW	5/17/2018	21	25	TT050718	TRANS-1,2-DICHLOROETHENE	156-60-5	2	U	UG/L
LC34-DPT0614-023.0-20180517	GW	5/17/2018	21	25	TT050718	TRICHLOROETHENE	79-01-6	2	U	UG/L
LC34-DPT0614-023.0-20180517	GW	5/17/2018	21	25	TT050718	VINYL CHLORIDE	75-01-4	490	NULL	UG/L
LC34-DPT0614-043.0-20180517	GW	5/17/2018	41	45	TT050718	1,1,2-TRICHLOROTRIFLUOROETHANE	76-13-1	40	U	UG/L
LC34-DPT0614-043.0-20180517	GW	5/17/2018	41	45	TT050718	1,1-DICHLOROETHENE	75-35-4	40	U	UG/L
LC34-DPT0614-043.0-20180517	GW	5/17/2018	41	45	TT050718	CIS-1,2-DICHLOROETHENE	156-59-2	5200	NULL	UG/L
LC34-DPT0614-043.0-20180517	GW	5/17/2018	41	45	TT050718	TRANS-1,2-DICHLOROETHENE	156-60-5	40	U	UG/L
LC34-DPT0614-043.0-20180517	GW	5/17/2018	41	45	TT050718	TRICHLOROETHENE	79-01-6	40	U	UG/L
LC34-DPT0614-043.0-20180517	GW	5/17/2018	41	45	TT050718	VINYL CHLORIDE	75-01-4	2700	NULL	UG/L
LC34-DPT0614-048.0-20180517	GW	5/17/2018	46	50	TT050718	1,1,2-TRICHLOROTRIFLUOROETHANE	76-13-1	1	U	UG/L
LC34-DPT0614-048.0-20180517	GW	5/17/2018	46	50	TT050718	1,1-DICHLOROETHENE	75-35-4	1	U	UG/L
LC34-DPT0614-048.0-20180517	GW	5/17/2018	46	50	TT050718	CIS-1,2-DICHLOROETHENE	156-59-2	110	NULL	UG/L
LC34-DPT0614-048.0-20180517	GW	5/17/2018	46	50	TT050718	TRANS-1,2-DICHLOROETHENE	156-60-5	1	NULL	UG/L
LC34-DPT0614-048.0-20180517	GW	5/17/2018	46	50	TT050718	TRICHLOROETHENE	79-01-6	1	U	UG/L
LC34-DPT0614-048.0-20180517	GW	5/17/2018	46	50	TT050718	VINYL CHLORIDE	75-01-4	35	NULL	UG/L
LC34-DPT0614-053.0-20180517	GW	5/17/2018	51	55	TT050718	1,1,2-TRICHLOROTRIFLUOROETHANE	76-13-1	1	U	UG/L
LC34-DPT0614-053.0-20180517	GW	5/17/2018	51	55	TT050718	1,1-DICHLOROETHENE	75-35-4	1	U	UG/L
LC34-DPT0614-053.0-20180517	GW	5/17/2018	51	55	TT050718	CIS-1,2-DICHLOROETHENE	156-59-2	10	NULL	UG/L
LC34-DPT0614-053.0-20180517	GW	5/17/2018	51	55	TT050718	TRANS-1,2-DICHLOROETHENE	156-60-5	1	U	UG/L
LC34-DPT0614-053.0-20180517	GW	5/17/2018	51	55	TT050718	TRICHLOROETHENE	79-01-6	1	U	UG/L
LC34-DPT0614-053.0-20180517	GW	5/17/2018	51	55	TT050718	VINYL CHLORIDE	75-01-4	6	NULL	UG/L

Sample	Matrix	Sample Date	Top Depth	Bottom Depth	SDG	Parameter	CAS	Lab Result	Lab Qualifier	Units
LC34-DPT0614-063.0-20180517	GW	5/17/2018	61	65	TT050718	1,1,2-TRICHLOROTRIFLUOROETHANE	76-13-1	1	U	UG/L
LC34-DPT0614-063.0-20180517	GW	5/17/2018	61	65	TT050718	1,1-DICHLOROETHENE	75-35-4	1	U	UG/L
LC34-DPT0614-063.0-20180517	GW	5/17/2018	61	65	TT050718	CIS-1,2-DICHLOROETHENE	156-59-2	8	NULL	UG/L
LC34-DPT0614-063.0-20180517	GW	5/17/2018	61	65	TT050718	TRANS-1,2-DICHLOROETHENE	156-60-5	1	U	UG/L
LC34-DPT0614-063.0-20180517	GW	5/17/2018	61	65	TT050718	TRICHLOROETHENE	79-01-6	7	NULL	UG/L
LC34-DPT0614-063.0-20180517	GW	5/17/2018	61	65	TT050718	VINYL CHLORIDE	75-01-4	1	U	UG/L
LC34-DPT0614-083.0-20180517	GW	5/17/2018	81	85	TT050718	1,1,2-TRICHLOROTRIFLUOROETHANE	76-13-1	1	U	UG/L
LC34-DPT0614-083.0-20180517	GW	5/17/2018	81	85	TT050718	1,1-DICHLOROETHENE	75-35-4	1	U	UG/L
LC34-DPT0614-083.0-20180517	GW	5/17/2018	81	85	TT050718	CIS-1,2-DICHLOROETHENE	156-59-2	47	NULL	UG/L
LC34-DPT0614-083.0-20180517	GW	5/17/2018	81	85	TT050718	TRANS-1,2-DICHLOROETHENE	156-60-5	1	U	UG/L
LC34-DPT0614-083.0-20180517	GW	5/17/2018	81	85	TT050718	TRICHLOROETHENE	79-01-6	1	U	UG/L
LC34-DPT0614-083.0-20180517	GW	5/17/2018	81	85	TT050718	VINYL CHLORIDE	75-01-4	9	NULL	UG/L
LC34-DPT0615-048.0-20180518	GW	5/18/2018	46	50	TT050718	1,1,2-TRICHLOROTRIFLUOROETHANE	76-13-1	1	U	UG/L
LC34-DPT0615-048.0-20180518	GW	5/18/2018	46	50	TT050718	1,1-DICHLOROETHENE	75-35-4	1	U	UG/L
LC34-DPT0615-048.0-20180518	GW	5/18/2018	46	50	TT050718	CIS-1,2-DICHLOROETHENE	156-59-2	140	NULL	UG/L
LC34-DPT0615-048.0-20180518	GW	5/18/2018	46	50	TT050718	TRANS-1,2-DICHLOROETHENE	156-60-5	2	NULL	UG/L
LC34-DPT0615-048.0-20180518	GW	5/18/2018	46	50	TT050718	TRICHLOROETHENE	79-01-6	1	U	UG/L
LC34-DPT0615-048.0-20180518	GW	5/18/2018	46	50	TT050718	VINYL CHLORIDE	75-01-4	73	NULL	UG/L
LC34-DPT0615-053.0-20180518	GW	5/18/2018	51	55	TT050718	1,1,2-TRICHLOROTRIFLUOROETHANE	76-13-1	1	U	UG/L
LC34-DPT0615-053.0-20180518	GW	5/18/2018	51	55	TT050718	1,1-DICHLOROETHENE	75-35-4	1	U	UG/L
LC34-DPT0615-053.0-20180518	GW	5/18/2018	51	55	TT050718	CIS-1,2-DICHLOROETHENE	156-59-2	4	NULL	UG/L
LC34-DPT0615-053.0-20180518	GW	5/18/2018	51	55	TT050718	TRANS-1,2-DICHLOROETHENE	156-60-5	1	U	UG/L
LC34-DPT0615-053.0-20180518	GW	5/18/2018	51	55	TT050718	TRICHLOROETHENE	79-01-6	1	U	UG/L
LC34-DPT0615-053.0-20180518	GW	5/18/2018	51	55	TT050718	VINYL CHLORIDE	75-01-4	4	NULL	UG/L
LC34-DPT0615-058.0-20180518	GW	5/18/2018	56	60	TT050718	1,1,2-TRICHLOROTRIFLUOROETHANE	76-13-1	1	U	UG/L
LC34-DPT0615-058.0-20180518	GW	5/18/2018	56	60	TT050718	1,1-DICHLOROETHENE	75-35-4	1	U	UG/L
LC34-DPT0615-058.0-20180518	GW	5/18/2018	56	60	TT050718	CIS-1,2-DICHLOROETHENE	156-59-2	87	NULL	UG/L
LC34-DPT0615-058.0-20180518	GW	5/18/2018	56	60	TT050718	TRANS-1,2-DICHLOROETHENE	156-60-5	1	U	UG/L
LC34-DPT0615-058.0-20180518	GW	5/18/2018	56	60	TT050718	TRICHLOROETHENE	79-01-6	6	NULL	UG/L
LC34-DPT0615-058.0-20180518	GW	5/18/2018	56	60	TT050718	VINYL CHLORIDE	75-01-4	3	NULL	UG/L
LC34-DPT0616-018.0-20180518	GW	5/18/2018	16	20	TT050718	1,1,2-TRICHLOROTRIFLUOROETHANE	76-13-1	3	U	UG/L
LC34-DPT0616-018.0-20180518	GW	5/18/2018	16	20	TT050718	1,1-DICHLOROETHENE	75-35-4	3	U	UG/L
LC34-DPT0616-018.0-20180518	GW	5/18/2018	16	20	TT050718	CIS-1,2-DICHLOROETHENE	156-59-2	69	NULL	UG/L
LC34-DPT0616-018.0-20180518	GW	5/18/2018	16	20	TT050718	TRANS-1,2-DICHLOROETHENE	156-60-5	3	U	UG/L
LC34-DPT0616-018.0-20180518	GW	5/18/2018	16	20	TT050718	TRICHLOROETHENE	79-01-6	3	U	UG/L
LC34-DPT0616-018.0-20180518	GW	5/18/2018	16	20	TT050718	VINYL CHLORIDE	75-01-4	42	NULL	UG/L
LC34-DPT0616-043.0-20180518	GW	5/18/2018	41	45	TT050718	1,1,2-TRICHLOROTRIFLUOROETHANE	76-13-1	5	U	UG/L
LC34-DPT0616-043.0-20180518	GW	5/18/2018	41	45	TT050718	1,1-DICHLOROETHENE	75-35-4	5	U	UG/L
LC34-DPT0616-043.0-20180518	GW	5/18/2018	41	45	TT050718	CIS-1,2-DICHLOROETHENE	156-59-2	140	NULL	UG/L
LC34-DPT0616-043.0-20180518	GW	5/18/2018	41	45	TT050718	TRANS-1,2-DICHLOROETHENE	156-60-5	5	U	UG/L

Sample	Matrix	Sample Date	Top Depth	Bottom Depth	SDG	Parameter	CAS	Lab Result	Lab Qualifier	Units
LC34-DPT0616-043.0-20180518	GW	5/18/2018	41	45	TT050718	TRICHLOROETHENE	79-01-6	5	U	UG/L
LC34-DPT0616-043.0-20180518	GW	5/18/2018	41	45	TT050718	VINYL CHLORIDE	75-01-4	650	NULL	UG/L
LC34-DPT0616-058.0-20180518	GW	5/18/2018	56	60	TT050718	1,1,2-TRICHLOROTRIFLUOROETHANE	76-13-1	5	U	UG/L
LC34-DPT0616-058.0-20180518	GW	5/18/2018	56	60	TT050718	1,1-DICHLOROETHENE	75-35-4	5	U	UG/L
LC34-DPT0616-058.0-20180518	GW	5/18/2018	56	60	TT050718	CIS-1,2-DICHLOROETHENE	156-59-2	510	NULL	UG/L
LC34-DPT0616-058.0-20180518	GW	5/18/2018	56	60	TT050718	TRANS-1,2-DICHLOROETHENE	156-60-5	7	NULL	UG/L
LC34-DPT0616-058.0-20180518	GW	5/18/2018	56	60	TT050718	TRICHLOROETHENE	79-01-6	33	NULL	UG/L
LC34-DPT0616-058.0-20180518	GW	5/18/2018	56	60	TT050718	VINYL CHLORIDE	75-01-4	11	NULL	UG/L
LC34-DPT0616-063.0-20180518	GW	5/18/2018	61	65	TT050718	1,1,2-TRICHLOROTRIFLUOROETHANE	76-13-1	5	U	UG/L
LC34-DPT0616-063.0-20180518	GW	5/18/2018	61	65	TT050718	1,1-DICHLOROETHENE	75-35-4	5	U	UG/L
LC34-DPT0616-063.0-20180518	GW	5/18/2018	61	65	TT050718	CIS-1,2-DICHLOROETHENE	156-59-2	990	NULL	UG/L
LC34-DPT0616-063.0-20180518	GW	5/18/2018	61	65	TT050718	TRANS-1,2-DICHLOROETHENE	156-60-5	9	NULL	UG/L
LC34-DPT0616-063.0-20180518	GW	5/18/2018	61	65	TT050718	TRICHLOROETHENE	79-01-6	6	NULL	UG/L
LC34-DPT0616-063.0-20180518	GW	5/18/2018	61	65	TT050718	VINYL CHLORIDE	75-01-4	5	U	UG/L
LC34-DPT0616-083.0-20180518	GW	5/18/2018	81	85	TT050718	1,1,2-TRICHLOROTRIFLUOROETHANE	76-13-1	1	U	UG/L
LC34-DPT0616-083.0-20180518	GW	5/18/2018	81	85	TT050718	1,1-DICHLOROETHENE	75-35-4	1	U	UG/L
LC34-DPT0616-083.0-20180518	GW	5/18/2018	81	85	TT050718	CIS-1,2-DICHLOROETHENE	156-59-2	52	NULL	UG/L
LC34-DPT0616-083.0-20180518	GW	5/18/2018	81	85	TT050718	TRANS-1,2-DICHLOROETHENE	156-60-5	1	U	UG/L
LC34-DPT0616-083.0-20180518	GW	5/18/2018	81	85	TT050718	TRICHLOROETHENE	79-01-6	3	NULL	UG/L
LC34-DPT0616-083.0-20180518	GW	5/18/2018	81	85	TT050718	VINYL CHLORIDE	75-01-4	5	NULL	UG/L
LC34-DPT0617-013.0-20180521	GW	5/21/2018	11	15	TT050718	1,1,2-TRICHLOROTRIFLUOROETHANE	76-13-1	3	U	UG/L
LC34-DPT0617-013.0-20180521	GW	5/21/2018	11	15	TT050718	1,1-DICHLOROETHENE	75-35-4	3	U	UG/L
LC34-DPT0617-013.0-20180521	GW	5/21/2018	11	15	TT050718	CIS-1,2-DICHLOROETHENE	156-59-2	3	U	UG/L
LC34-DPT0617-013.0-20180521	GW	5/21/2018	11	15	TT050718	TRANS-1,2-DICHLOROETHENE	156-60-5	3	U	UG/L
LC34-DPT0617-013.0-20180521	GW	5/21/2018	11	15	TT050718	TRICHLOROETHENE	79-01-6	3	U	UG/L
LC34-DPT0617-013.0-20180521	GW	5/21/2018	11	15	TT050718	VINYL CHLORIDE	75-01-4	3	NULL	UG/L
LC34-DPT0617-018.0-20180521	GW	5/21/2018	16	20	TT050718	1,1,2-TRICHLOROTRIFLUOROETHANE	76-13-1	10	U	UG/L
LC34-DPT0617-018.0-20180521	GW	5/21/2018	16	20	TT050718	1,1-DICHLOROETHENE	75-35-4	10	U	UG/L
LC34-DPT0617-018.0-20180521	GW	5/21/2018	16	20	TT050718	CIS-1,2-DICHLOROETHENE	156-59-2	2300	NULL	UG/L
LC34-DPT0617-018.0-20180521	GW	5/21/2018	16	20	TT050718	TRANS-1,2-DICHLOROETHENE	156-60-5	18	NULL	UG/L
LC34-DPT0617-018.0-20180521	GW	5/21/2018	16	20	TT050718	TRICHLOROETHENE	79-01-6	10	U	UG/L
LC34-DPT0617-018.0-20180521	GW	5/21/2018	16	20	TT050718	VINYL CHLORIDE	75-01-4	600	NULL	UG/L
LC34-DPT0617-025.0-20180521	GW	5/21/2018	23	27	TT050718	1,1,2-TRICHLOROTRIFLUOROETHANE	76-13-1	3	U	UG/L
LC34-DPT0617-025.0-20180521	GW	5/21/2018	23	27	TT050718	1,1-DICHLOROETHENE	75-35-4	3	U	UG/L
LC34-DPT0617-025.0-20180521	GW	5/21/2018	23	27	TT050718	CIS-1,2-DICHLOROETHENE	156-59-2	560	NULL	UG/L
LC34-DPT0617-025.0-20180521	GW	5/21/2018	23	27	TT050718	TRANS-1,2-DICHLOROETHENE	156-60-5	10	NULL	UG/L
LC34-DPT0617-025.0-20180521	GW	5/21/2018	23	27	TT050718	TRICHLOROETHENE	79-01-6	3	U	UG/L
LC34-DPT0617-025.0-20180521	GW	5/21/2018	23	27	TT050718	VINYL CHLORIDE	75-01-4	120	NULL	UG/L
LC34-DPT0619-013.0-20180521	GW	5/21/2018	11	15	TT050718	1,1,2-TRICHLOROTRIFLUOROETHANE	76-13-1	1	U	UG/L
LC34-DPT0619-013.0-20180521	GW	5/21/2018	11	15	TT050718	1,1-DICHLOROETHENE	75-35-4	1	U	UG/L

Sample	Matrix	Sample Date	Top Depth	Bottom Depth	SDG	Parameter	CAS	Lab Result	Lab Qualifier	Units
LC34-DPT0619-013.0-20180521	GW	5/21/2018	11	15	TT050718	CIS-1,2-DICHLOROETHENE	156-59-2	9	NULL	UG/L
LC34-DPT0619-013.0-20180521	GW	5/21/2018	11	15	TT050718	TRANS-1,2-DICHLOROETHENE	156-60-5	1	U	UG/L
LC34-DPT0619-013.0-20180521	GW	5/21/2018	11	15	TT050718	TRICHLOROETHENE	79-01-6	1	U	UG/L
LC34-DPT0619-013.0-20180521	GW	5/21/2018	11	15	TT050718	VINYL CHLORIDE	75-01-4	22	NULL	UG/L
LC34-DPT0619-025.0-20180521	GW	5/21/2018	23	27	TT050718	1,1,2-TRICHLOROTRIFLUOROETHANE	76-13-1	20	U	UG/L
LC34-DPT0619-025.0-20180521	GW	5/21/2018	23	27	TT050718	1,1-DICHLOROETHENE	75-35-4	20	U	UG/L
LC34-DPT0619-025.0-20180521	GW	5/21/2018	23	27	TT050718	CIS-1,2-DICHLOROETHENE	156-59-2	4700	NULL	UG/L
LC34-DPT0619-025.0-20180521	GW	5/21/2018	23	27	TT050718	TRANS-1,2-DICHLOROETHENE	156-60-5	57	NULL	UG/L
LC34-DPT0619-025.0-20180521	GW	5/21/2018	23	27	TT050718	TRICHLOROETHENE	79-01-6	20	U	UG/L
LC34-DPT0619-025.0-20180521	GW	5/21/2018	23	27	TT050718	VINYL CHLORIDE	75-01-4	840	NULL	UG/L
LC34-DPT0620-013.0-20180521	GW	5/21/2018	11	15	TT050718	1,1,2-TRICHLOROTRIFLUOROETHANE	76-13-1	1	U	UG/L
LC34-DPT0620-013.0-20180521	GW	5/21/2018	11	15	TT050718	1,1-DICHLOROETHENE	75-35-4	1	U	UG/L
LC34-DPT0620-013.0-20180521	GW	5/21/2018	11	15	TT050718	CIS-1,2-DICHLOROETHENE	156-59-2	2	NULL	UG/L
LC34-DPT0620-013.0-20180521	GW	5/21/2018	11	15	TT050718	TRANS-1,2-DICHLOROETHENE	156-60-5	1	U	UG/L
LC34-DPT0620-013.0-20180521	GW	5/21/2018	11	15	TT050718	TRICHLOROETHENE	79-01-6	1	U	UG/L
LC34-DPT0620-013.0-20180521	GW	5/21/2018	11	15	TT050718	VINYL CHLORIDE	75-01-4	6	NULL	UG/L
LC34-DPT0620-018.0-20180521	GW	5/21/2018	16	20	TT050718	1,1,2-TRICHLOROTRIFLUOROETHANE	76-13-1	1	U	UG/L
LC34-DPT0620-018.0-20180521	GW	5/21/2018	16	20	TT050718	1,1-DICHLOROETHENE	75-35-4	1	U	UG/L
LC34-DPT0620-018.0-20180521	GW	5/21/2018	16	20	TT050718	CIS-1,2-DICHLOROETHENE	156-59-2	6	NULL	UG/L
LC34-DPT0620-018.0-20180521	GW	5/21/2018	16	20	TT050718	TRANS-1,2-DICHLOROETHENE	156-60-5	1	U	UG/L
LC34-DPT0620-018.0-20180521	GW	5/21/2018	16	20	TT050718	TRICHLOROETHENE	79-01-6	1	U	UG/L
LC34-DPT0620-018.0-20180521	GW	5/21/2018	16	20	TT050718	VINYL CHLORIDE	75-01-4	15	NULL	UG/L
LC34-DPT0621-013.0-20180521	GW	5/21/2018	11	15	TT050718	1,1,2-TRICHLOROTRIFLUOROETHANE	76-13-1	1	U	UG/L
LC34-DPT0621-013.0-20180521	GW	5/21/2018	11	15	TT050718	1,1-DICHLOROETHENE	75-35-4	1	U	UG/L
LC34-DPT0621-013.0-20180521	GW	5/21/2018	11	15	TT050718	CIS-1,2-DICHLOROETHENE	156-59-2	1	U	UG/L
LC34-DPT0621-013.0-20180521	GW	5/21/2018	11	15	TT050718	TRANS-1,2-DICHLOROETHENE	156-60-5	1	U	UG/L
LC34-DPT0621-013.0-20180521	GW	5/21/2018	11	15	TT050718	TRICHLOROETHENE	79-01-6	1	U	UG/L
LC34-DPT0621-013.0-20180521	GW	5/21/2018	11	15	TT050718	VINYL CHLORIDE	75-01-4	1	U	UG/L
LC34-DPT0621-025.0-20180521	GW	5/21/2018	23	27	TT050718	1,1,2-TRICHLOROTRIFLUOROETHANE	76-13-1	10	U	UG/L
LC34-DPT0621-025.0-20180521	GW	5/21/2018	23	27	TT050718	1,1-DICHLOROETHENE	75-35-4	10	U	UG/L
LC34-DPT0621-025.0-20180521	GW	5/21/2018	23	27	TT050718	CIS-1,2-DICHLOROETHENE	156-59-2	630	NULL	UG/L
LC34-DPT0621-025.0-20180521	GW	5/21/2018	23	27	TT050718	TRANS-1,2-DICHLOROETHENE	156-60-5	10	U	UG/L
LC34-DPT0621-025.0-20180521	GW	5/21/2018	23	27	TT050718	TRICHLOROETHENE	79-01-6	10	U	UG/L
LC34-DPT0621-025.0-20180521	GW	5/21/2018	23	27	TT050718	VINYL CHLORIDE	75-01-4	530	NULL	UG/L
LC34-DPT0623-013.0-20180522	GW	5/22/2018	11	15	TT050718	1,1,2-TRICHLOROTRIFLUOROETHANE	76-13-1	1	U	UG/L
LC34-DPT0623-013.0-20180522	GW	5/22/2018	11	15	TT050718	1,1-DICHLOROETHENE	75-35-4	1	U	UG/L
LC34-DPT0623-013.0-20180522	GW	5/22/2018	11	15	TT050718	CIS-1,2-DICHLOROETHENE	156-59-2	1	U	UG/L
LC34-DPT0623-013.0-20180522	GW	5/22/2018	11	15	TT050718	TRANS-1,2-DICHLOROETHENE	156-60-5	1	U	UG/L
LC34-DPT0623-013.0-20180522	GW	5/22/2018	11	15	TT050718	TRICHLOROETHENE	79-01-6	1	U	UG/L
LC34-DPT0623-013.0-20180522	GW	5/22/2018	11	15	TT050718	VINYL CHLORIDE	75-01-4	2	NULL	UG/L

Sample	Matrix	Sample Date	Top Depth	Bottom Depth	SDG	Parameter	CAS	Lab Result	Lab Qualifier	Units
LC34-DPT0623-018.0-20180522	GW	5/22/2018	16	20	TT050718	1,1,2-TRICHLOROTRIFLUOROETHANE	76-13-1	40	U	UG/L
LC34-DPT0623-018.0-20180522	GW	5/22/2018	16	20	TT050718	1,1-DICHLOROETHENE	75-35-4	40	U	UG/L
LC34-DPT0623-018.0-20180522	GW	5/22/2018	16	20	TT050718	CIS-1,2-DICHLOROETHENE	156-59-2	550	NULL	UG/L
LC34-DPT0623-018.0-20180522	GW	5/22/2018	16	20	TT050718	TRANS-1,2-DICHLOROETHENE	156-60-5	40	U	UG/L
LC34-DPT0623-018.0-20180522	GW	5/22/2018	16	20	TT050718	TRICHLOROETHENE	79-01-6	40	U	UG/L
LC34-DPT0623-018.0-20180522	GW	5/22/2018	16	20	TT050718	VINYL CHLORIDE	75-01-4	380	NULL	UG/L
LC34-DPT0623-025.0-20180522	GW	5/22/2018	23	27	TT050718	1,1,2-TRICHLOROTRIFLUOROETHANE	76-13-1	3	U	UG/L
LC34-DPT0623-025.0-20180522	GW	5/22/2018	23	27	TT050718	1,1-DICHLOROETHENE	75-35-4	3	U	UG/L
LC34-DPT0623-025.0-20180522	GW	5/22/2018	23	27	TT050718	CIS-1,2-DICHLOROETHENE	156-59-2	430	NULL	UG/L
LC34-DPT0623-025.0-20180522	GW	5/22/2018	23	27	TT050718	TRANS-1,2-DICHLOROETHENE	156-60-5	3	U	UG/L
LC34-DPT0623-025.0-20180522	GW	5/22/2018	23	27	TT050718	TRICHLOROETHENE	79-01-6	3	U	UG/L
LC34-DPT0623-025.0-20180522	GW	5/22/2018	23	27	TT050718	VINYL CHLORIDE	75-01-4	170	NULL	UG/L
LC34-DPT0624-013.0-20180522	GW	5/22/2018	11	15	TT050718	1,1,2-TRICHLOROTRIFLUOROETHANE	76-13-1	1	U	UG/L
LC34-DPT0624-013.0-20180522	GW	5/22/2018	11	15	TT050718	1,1-DICHLOROETHENE	75-35-4	1	U	UG/L
LC34-DPT0624-013.0-20180522	GW	5/22/2018	11	15	TT050718	CIS-1,2-DICHLOROETHENE	156-59-2	30	NULL	UG/L
LC34-DPT0624-013.0-20180522	GW	5/22/2018	11	15	TT050718	TRANS-1,2-DICHLOROETHENE	156-60-5	1	U	UG/L
LC34-DPT0624-013.0-20180522	GW	5/22/2018	11	15	TT050718	TRICHLOROETHENE	79-01-6	1	U	UG/L
LC34-DPT0624-013.0-20180522	GW	5/22/2018	11	15	TT050718	VINYL CHLORIDE	75-01-4	70	NULL	UG/L
LC34-DPT0624-018.0-20180522	GW	5/22/2018	16	20	TT050718	1,1,2-TRICHLOROTRIFLUOROETHANE	76-13-1	3	U	UG/L
LC34-DPT0624-018.0-20180522	GW	5/22/2018	16	20	TT050718	1,1-DICHLOROETHENE	75-35-4	3	U	UG/L
LC34-DPT0624-018.0-20180522	GW	5/22/2018	16	20	TT050718	CIS-1,2-DICHLOROETHENE	156-59-2	27	NULL	UG/L
LC34-DPT0624-018.0-20180522	GW	5/22/2018	16	20	TT050718	TRANS-1,2-DICHLOROETHENE	156-60-5	3	U	UG/L
LC34-DPT0624-018.0-20180522	GW	5/22/2018	16	20	TT050718	TRICHLOROETHENE	79-01-6	3	U	UG/L
LC34-DPT0624-018.0-20180522	GW	5/22/2018	16	20	TT050718	VINYL CHLORIDE	75-01-4	61	NULL	UG/L
LC34-DPT0625-013.0-20180522	GW	5/22/2018	11	15	TT050718	1,1,2-TRICHLOROTRIFLUOROETHANE	76-13-1	1	U	UG/L
LC34-DPT0625-013.0-20180522	GW	5/22/2018	11	15	TT050718	1,1-DICHLOROETHENE	75-35-4	1	U	UG/L
LC34-DPT0625-013.0-20180522	GW	5/22/2018	11	15	TT050718	CIS-1,2-DICHLOROETHENE	156-59-2	13	NULL	UG/L
LC34-DPT0625-013.0-20180522	GW	5/22/2018	11	15	TT050718	TRANS-1,2-DICHLOROETHENE	156-60-5	1	U	UG/L
LC34-DPT0625-013.0-20180522	GW	5/22/2018	11	15	TT050718	TRICHLOROETHENE	79-01-6	1	U	UG/L
LC34-DPT0625-013.0-20180522	GW	5/22/2018	11	15	TT050718	VINYL CHLORIDE	75-01-4	10	NULL	UG/L
LC34-DPT0626-025.0-20180522	GW	5/22/2018	23	27	TT050718	1,1,2-TRICHLOROTRIFLUOROETHANE	76-13-1	5	U	UG/L
LC34-DPT0626-025.0-20180522	GW	5/22/2018	23	27	TT050718	1,1-DICHLOROETHENE	75-35-4	5	U	UG/L
LC34-DPT0626-025.0-20180522	GW	5/22/2018	23	27	TT050718	CIS-1,2-DICHLOROETHENE	156-59-2	840	NULL	UG/L
LC34-DPT0626-025.0-20180522	GW	5/22/2018	23	27	TT050718	TRANS-1,2-DICHLOROETHENE	156-60-5	22	NULL	UG/L
LC34-DPT0626-025.0-20180522	GW	5/22/2018	23	27	TT050718	TRICHLOROETHENE	79-01-6	5	U	UG/L
LC34-DPT0626-025.0-20180522	GW	5/22/2018	23	27	TT050718	VINYL CHLORIDE	75-01-4	180	NULL	UG/L
LC34-DPT0608-023.0-20180509	GW	5/9/2018	21	25	TT050718	TRICHLOROETHENE	79-01-6	10	U	UG/L
LC34-DPT0608-023.0-20180509	GW	5/9/2018	21	25	TT050718	VINYL CHLORIDE	75-01-4	220	NULL	UG/L
LC34-DPT0608-033.0-20180509	GW	5/9/2018	31	35	TT050718	1,1,2-TRICHLOROTRIFLUOROETHANE	76-13-1	290	U	UG/L
LC34-DPT0608-033.0-20180509	GW	5/9/2018	31	35	TT050718	1,1-DICHLOROETHENE	75-35-4	290	U	UG/L

Sample	Matrix	Sample Date	Top Depth	Bottom Depth	SDG	Parameter	CAS	Lab Result	Lab Qualifier	Units
LC34-DPT0608-033.0-20180509	GW	5/9/2018	31	35	TT050718	CIS-1,2-DICHLOROETHENE	156-59-2	1800	NULL	UG/L
LC34-DPT0608-033.0-20180509	GW	5/9/2018	31	35	TT050718	TRANS-1,2-DICHLOROETHENE	156-60-5	290	U	UG/L
LC34-DPT0608-033.0-20180509	GW	5/9/2018	31	35	TT050718	TRICHLOROETHENE	79-01-6	290	U	UG/L
LC34-DPT0608-033.0-20180509	GW	5/9/2018	31	35	TT050718	VINYL CHLORIDE	75-01-4	24500	NULL	UG/L
LC34-DPT0608-038.0-20180509	GW	5/9/2018	36	40	TT050718	1,1,2-TRICHLOROTRIFLUOROETHANE	76-13-1	100	U	UG/L
LC34-DPT0608-038.0-20180509	GW	5/9/2018	36	40	TT050718	1,1-DICHLOROETHENE	75-35-4	100	U	UG/L
LC34-DPT0608-038.0-20180509	GW	5/9/2018	36	40	TT050718	CIS-1,2-DICHLOROETHENE	156-59-2	5900	NULL	UG/L
LC34-DPT0608-038.0-20180509	GW	5/9/2018	36	40	TT050718	TRANS-1,2-DICHLOROETHENE	156-60-5	110	NULL	UG/L
LC34-DPT0608-038.0-20180509	GW	5/9/2018	36	40	TT050718	TRICHLOROETHENE	79-01-6	100	U	UG/L
LC34-DPT0608-038.0-20180509	GW	5/9/2018	36	40	TT050718	VINYL CHLORIDE	75-01-4	16200	NULL	UG/L
LC34-DPT0608-048.0-20180509	GW	5/9/2018	46	50	TT050718	1,1,2-TRICHLOROTRIFLUOROETHANE	76-13-1	1	U	UG/L
LC34-DPT0608-048.0-20180509	GW	5/9/2018	46	50	TT050718	1,1-DICHLOROETHENE	75-35-4	1	U	UG/L
LC34-DPT0608-048.0-20180509	GW	5/9/2018	46	50	TT050718	CIS-1,2-DICHLOROETHENE	156-59-2	1	U	UG/L
LC34-DPT0608-048.0-20180509	GW	5/9/2018	46	50	TT050718	TRANS-1,2-DICHLOROETHENE	156-60-5	1	U	UG/L
LC34-DPT0608-048.0-20180509	GW	5/9/2018	46	50	TT050718	TRICHLOROETHENE	79-01-6	1	U	UG/L
LC34-DPT0608-048.0-20180509	GW	5/9/2018	46	50	TT050718	VINYL CHLORIDE	75-01-4	2	NULL	UG/L
LC34-DPT0608-058.0-20180510	GW	5/10/2018	56	60	TT050718	1,1,2-TRICHLOROTRIFLUOROETHANE	76-13-1	1	U	UG/L
LC34-DPT0608-058.0-20180510	GW	5/10/2018	56	60	TT050718	1,1-DICHLOROETHENE	75-35-4	1	U	UG/L
LC34-DPT0608-058.0-20180510	GW	5/10/2018	56	60	TT050718	CIS-1,2-DICHLOROETHENE	156-59-2	160	NULL	UG/L
LC34-DPT0608-058.0-20180510	GW	5/10/2018	56	60	TT050718	TRANS-1,2-DICHLOROETHENE	156-60-5	3	NULL	UG/L
LC34-DPT0608-058.0-20180510	GW	5/10/2018	56	60	TT050718	TRICHLOROETHENE	79-01-6	1	U	UG/L
LC34-DPT0608-058.0-20180510	GW	5/10/2018	56	60	TT050718	VINYL CHLORIDE	75-01-4	150	NULL	UG/L
LC34-DPT0609-008.0-20180510	GW	5/10/2018	6	10	TT050718	1,1,2-TRICHLOROTRIFLUOROETHANE	76-13-1	1	U	UG/L
LC34-DPT0609-008.0-20180510	GW	5/10/2018	6	10	TT050718	1,1-DICHLOROETHENE	75-35-4	1	U	UG/L
LC34-DPT0609-008.0-20180510	GW	5/10/2018	6	10	TT050718	CIS-1,2-DICHLOROETHENE	156-59-2	1	U	UG/L
LC34-DPT0609-008.0-20180510	GW	5/10/2018	6	10	TT050718	TRANS-1,2-DICHLOROETHENE	156-60-5	1	U	UG/L
LC34-DPT0609-008.0-20180510	GW	5/10/2018	6	10	TT050718	TRICHLOROETHENE	79-01-6	1	U	UG/L
LC34-DPT0609-008.0-20180510	GW	5/10/2018	6	10	TT050718	VINYL CHLORIDE	75-01-4	1	U	UG/L
LC34-DPT0609-038.0-20180510	GW	5/10/2018	36	40	TT050718	1,1,2-TRICHLOROTRIFLUOROETHANE	76-13-1	200	U	UG/L
LC34-DPT0609-038.0-20180510	GW	5/10/2018	36	40	TT050718	1,1-DICHLOROETHENE	75-35-4	200	U	UG/L
LC34-DPT0609-038.0-20180510	GW	5/10/2018	36	40	TT050718	CIS-1,2-DICHLOROETHENE	156-59-2	5300	NULL	UG/L
LC34-DPT0609-038.0-20180510	GW	5/10/2018	36	40	TT050718	TRANS-1,2-DICHLOROETHENE	156-60-5	240	NULL	UG/L
LC34-DPT0609-038.0-20180510	GW	5/10/2018	36	40	TT050718	TRICHLOROETHENE	79-01-6	200	U	UG/L
LC34-DPT0609-038.0-20180510	GW	5/10/2018	36	40	TT050718	VINYL CHLORIDE	75-01-4	16600	NULL	UG/L
LC34-DPT0609-073.0-20180510	GW	5/10/2018	71	75	TT050718	1,1,2-TRICHLOROTRIFLUOROETHANE	76-13-1	290	U	UG/L
LC34-DPT0609-073.0-20180510	GW	5/10/2018	71	75	TT050718	1,1-DICHLOROETHENE	75-35-4	290	U	UG/L
LC34-DPT0609-073.0-20180510	GW	5/10/2018	71	75	TT050718	CIS-1,2-DICHLOROETHENE	156-59-2	10300	NULL	UG/L
LC34-DPT0609-073.0-20180510	GW	5/10/2018	71	75	TT050718	TRANS-1,2-DICHLOROETHENE	156-60-5	290	U	UG/L
LC34-DPT0609-073.0-20180510	GW	5/10/2018	71	75	TT050718	TRICHLOROETHENE	79-01-6	210000	B	UG/L
LC34-DPT0609-073.0-20180510	GW	5/10/2018	71	75	TT050718	VINYL CHLORIDE	75-01-4	290	U	UG/L

Sample	Matrix	Sample Date	Top Depth	Bottom Depth	SDG	Parameter	CAS	Lab Result	Lab Qualifier	Units
LC34-DPT0609-083.0-20180510	GW	5/10/2018	81	85	TT050718	1,1,2-TRICHLOROTRIFLUOROETHANE	76-13-1	500	U	UG/L
LC34-DPT0609-083.0-20180510	GW	5/10/2018	81	85	TT050718	1,1-DICHLOROETHENE	75-35-4	500	U	UG/L
LC34-DPT0609-083.0-20180510	GW	5/10/2018	81	85	TT050718	CIS-1,2-DICHLOROETHENE	156-59-2	730	NULL	UG/L
LC34-DPT0609-083.0-20180510	GW	5/10/2018	81	85	TT050718	TRANS-1,2-DICHLOROETHENE	156-60-5	500	U	UG/L
LC34-DPT0609-083.0-20180510	GW	5/10/2018	81	85	TT050718	TRICHLOROETHENE	79-01-6	25300	B	UG/L
LC34-DPT0609-083.0-20180510	GW	5/10/2018	81	85	TT050718	VINYL CHLORIDE	75-01-4	500	U	UG/L
LC34-DPT0610-018.0-20180511	GW	5/11/2018	16	20	TT050718	1,1,2-TRICHLOROTRIFLUOROETHANE	76-13-1	10	U	UG/L
LC34-DPT0610-018.0-20180511	GW	5/11/2018	16	20	TT050718	1,1-DICHLOROETHENE	75-35-4	10	U	UG/L
LC34-DPT0629-032.0-20180523	GW	5/23/2018	30	34	TT050718	1,1,2-TRICHLOROTRIFLUOROETHANE	76-13-1	1	U	UG/L
LC34-DPT0629-032.0-20180523	GW	5/23/2018	30	34	TT050718	1,1-DICHLOROETHENE	75-35-4	1	U	UG/L
LC34-DPT0629-032.0-20180523	GW	5/23/2018	30	34	TT050718	CIS-1,2-DICHLOROETHENE	156-59-2	7	NULL	UG/L
LC34-DPT0629-032.0-20180523	GW	5/23/2018	30	34	TT050718	TRANS-1,2-DICHLOROETHENE	156-60-5	1	U	UG/L
LC34-DPT0629-032.0-20180523	GW	5/23/2018	30	34	TT050718	TRICHLOROETHENE	79-01-6	1	U	UG/L
LC34-DPT0629-032.0-20180523	GW	5/23/2018	30	34	TT050718	VINYL CHLORIDE	75-01-4	1	U	UG/L
LC34-DPT0630-013.0-20180523	GW	5/23/2018	11	15	TT050718	1,1,2-TRICHLOROTRIFLUOROETHANE	76-13-1	1	U	UG/L
LC34-DPT0630-013.0-20180523	GW	5/23/2018	11	15	TT050718	1,1-DICHLOROETHENE	75-35-4	1	U	UG/L
LC34-DPT0630-013.0-20180523	GW	5/23/2018	11	15	TT050718	CIS-1,2-DICHLOROETHENE	156-59-2	6	NULL	UG/L
LC34-DPT0630-013.0-20180523	GW	5/23/2018	11	15	TT050718	TRANS-1,2-DICHLOROETHENE	156-60-5	1	U	UG/L
LC34-DPT0630-013.0-20180523	GW	5/23/2018	11	15	TT050718	TRICHLOROETHENE	79-01-6	1	U	UG/L
LC34-DPT0630-013.0-20180523	GW	5/23/2018	11	15	TT050718	VINYL CHLORIDE	75-01-4	13	NULL	UG/L
LC34-DPT0631-018.0-20180523	GW	5/23/2018	16	20	TT050718	1,1,2-TRICHLOROTRIFLUOROETHANE	76-13-1	10	U	UG/L
LC34-DPT0631-018.0-20180523	GW	5/23/2018	16	20	TT050718	1,1-DICHLOROETHENE	75-35-4	10	U	UG/L
LC34-DPT0631-018.0-20180523	GW	5/23/2018	16	20	TT050718	CIS-1,2-DICHLOROETHENE	156-59-2	1400	NULL	UG/L
LC34-DPT0631-018.0-20180523	GW	5/23/2018	16	20	TT050718	TRANS-1,2-DICHLOROETHENE	156-60-5	10	U	UG/L
LC34-DPT0631-018.0-20180523	GW	5/23/2018	16	20	TT050718	TRICHLOROETHENE	79-01-6	10	U	UG/L
LC34-DPT0631-018.0-20180523	GW	5/23/2018	16	20	TT050718	VINYL CHLORIDE	75-01-4	58	NULL	UG/L
LC34-DPT0632-013.0-20180523	GW	5/23/2018	11	15	TT050718	1,1,2-TRICHLOROTRIFLUOROETHANE	76-13-1	1	U	UG/L
LC34-DPT0632-013.0-20180523	GW	5/23/2018	11	15	TT050718	1,1-DICHLOROETHENE	75-35-4	1	U	UG/L
LC34-DPT0632-013.0-20180523	GW	5/23/2018	11	15	TT050718	CIS-1,2-DICHLOROETHENE	156-59-2	8	NULL	UG/L
LC34-DPT0632-013.0-20180523	GW	5/23/2018	11	15	TT050718	TRANS-1,2-DICHLOROETHENE	156-60-5	1	U	UG/L
LC34-DPT0632-013.0-20180523	GW	5/23/2018	11	15	TT050718	TRICHLOROETHENE	79-01-6	1	U	UG/L
LC34-DPT0632-013.0-20180523	GW	5/23/2018	11	15	TT050718	VINYL CHLORIDE	75-01-4	27	NULL	UG/L
LC34-DPT0632-025.0-20180523	GW	5/23/2018	23	27	TT050718	1,1,2-TRICHLOROTRIFLUOROETHANE	76-13-1	10	U	UG/L
LC34-DPT0632-025.0-20180523	GW	5/23/2018	23	27	TT050718	1,1-DICHLOROETHENE	75-35-4	10	U	UG/L
LC34-DPT0632-025.0-20180523	GW	5/23/2018	23	27	TT050718	CIS-1,2-DICHLOROETHENE	156-59-2	2300	NULL	UG/L
LC34-DPT0632-025.0-20180523	GW	5/23/2018	23	27	TT050718	TRANS-1,2-DICHLOROETHENE	156-60-5	10	U	UG/L
LC34-DPT0632-025.0-20180523	GW	5/23/2018	23	27	TT050718	TRICHLOROETHENE	79-01-6	10	U	UG/L
LC34-DPT0632-025.0-20180523	GW	5/23/2018	23	27	TT050718	VINYL CHLORIDE	75-01-4	15	NULL	UG/L
LC34-DPT0633-008.0-20180523	GW	5/23/2018	6	10	TT050718	1,1,2-TRICHLOROTRIFLUOROETHANE	76-13-1	1	U	UG/L
LC34-DPT0633-008.0-20180523	GW	5/23/2018	6	10	TT050718	1,1-DICHLOROETHENE	75-35-4	1	U	UG/L

Sample	Matrix	Sample Date	Top Depth	Bottom Depth	SDG	Parameter	CAS	Lab Result	Lab Qualifier	Units
LC34-DPT0633-008.0-20180523	GW	5/23/2018	6	10	TT050718	CIS-1,2-DICHLOROETHENE	156-59-2	4	NULL	UG/L
LC34-DPT0633-008.0-20180523	GW	5/23/2018	6	10	TT050718	TRANS-1,2-DICHLOROETHENE	156-60-5	1	U	UG/L
LC34-DPT0633-008.0-20180523	GW	5/23/2018	6	10	TT050718	TRICHLOROETHENE	79-01-6	1	U	UG/L
LC34-DPT0633-008.0-20180523	GW	5/23/2018	6	10	TT050718	VINYL CHLORIDE	75-01-4	3	NULL	UG/L
LC34-DPT0633-018.0-20180523	GW	5/23/2018	16	20	TT050718	1,1,2-TRICHLOROTRIFLUOROETHANE	76-13-1	10	U	UG/L
LC34-DPT0633-018.0-20180523	GW	5/23/2018	16	20	TT050718	1,1-DICHLOROETHENE	75-35-4	10	U	UG/L
LC34-DPT0633-018.0-20180523	GW	5/23/2018	16	20	TT050718	CIS-1,2-DICHLOROETHENE	156-59-2	1600	NULL	UG/L
LC34-DPT0633-018.0-20180523	GW	5/23/2018	16	20	TT050718	TRANS-1,2-DICHLOROETHENE	156-60-5	10	U	UG/L
LC34-DPT0633-018.0-20180523	GW	5/23/2018	16	20	TT050718	TRICHLOROETHENE	79-01-6	10	U	UG/L
LC34-DPT0633-018.0-20180523	GW	5/23/2018	16	20	TT050718	VINYL CHLORIDE	75-01-4	740	NULL	UG/L
LC34-DPT0634-025.0-20180524	GW	5/24/2018	23	27	TT050718	1,1,2-TRICHLOROTRIFLUOROETHANE	76-13-1	1	U	UG/L
LC34-DPT0634-025.0-20180524	GW	5/24/2018	23	27	TT050718	1,1-DICHLOROETHENE	75-35-4	1	U	UG/L
LC34-DPT0634-025.0-20180524	GW	5/24/2018	23	27	TT050718	CIS-1,2-DICHLOROETHENE	156-59-2	93	NULL	UG/L
LC34-DPT0634-025.0-20180524	GW	5/24/2018	23	27	TT050718	TRANS-1,2-DICHLOROETHENE	156-60-5	1	U	UG/L
LC34-DPT0634-025.0-20180524	GW	5/24/2018	23	27	TT050718	TRICHLOROETHENE	79-01-6	1	U	UG/L
LC34-DPT0634-025.0-20180524	GW	5/24/2018	23	27	TT050718	VINYL CHLORIDE	75-01-4	2	NULL	UG/L
LC34-DPT0635-008.0-20180524	GW	5/24/2018	6	10	TT050718	1,1,2-TRICHLOROTRIFLUOROETHANE	76-13-1	1	U	UG/L
LC34-DPT0635-008.0-20180524	GW	5/24/2018	6	10	TT050718	1,1-DICHLOROETHENE	75-35-4	1	U	UG/L
LC34-DPT0635-008.0-20180524	GW	5/24/2018	6	10	TT050718	CIS-1,2-DICHLOROETHENE	156-59-2	15	NULL	UG/L
LC34-DPT0635-008.0-20180524	GW	5/24/2018	6	10	TT050718	TRANS-1,2-DICHLOROETHENE	156-60-5	1	U	UG/L
LC34-DPT0635-008.0-20180524	GW	5/24/2018	6	10	TT050718	TRICHLOROETHENE	79-01-6	1	U	UG/L
LC34-DPT0635-008.0-20180524	GW	5/24/2018	6	10	TT050718	VINYL CHLORIDE	75-01-4	45	NULL	UG/L
LC34-DPT0635-013.0-20180524	GW	5/24/2018	11	15	TT050718	1,1,2-TRICHLOROTRIFLUOROETHANE	76-13-1	1	U	UG/L
LC34-DPT0635-013.0-20180524	GW	5/24/2018	11	15	TT050718	1,1-DICHLOROETHENE	75-35-4	1	U	UG/L
LC34-DPT0635-013.0-20180524	GW	5/24/2018	11	15	TT050718	CIS-1,2-DICHLOROETHENE	156-59-2	10	NULL	UG/L
LC34-DPT0635-013.0-20180524	GW	5/24/2018	11	15	TT050718	TRANS-1,2-DICHLOROETHENE	156-60-5	1	U	UG/L
LC34-DPT0635-013.0-20180524	GW	5/24/2018	11	15	TT050718	TRICHLOROETHENE	79-01-6	1	U	UG/L
LC34-DPT0635-013.0-20180524	GW	5/24/2018	11	15	TT050718	VINYL CHLORIDE	75-01-4	9	NULL	UG/L
LC34-DPT0635-018.0-20180524	GW	5/24/2018	16	20	TT050718	1,1,2-TRICHLOROTRIFLUOROETHANE	76-13-1	10	U	UG/L
LC34-DPT0635-018.0-20180524	GW	5/24/2018	16	20	TT050718	1,1-DICHLOROETHENE	75-35-4	10	U	UG/L
LC34-DPT0635-018.0-20180524	GW	5/24/2018	16	20	TT050718	CIS-1,2-DICHLOROETHENE	156-59-2	1800	NULL	UG/L
LC34-DPT0635-018.0-20180524	GW	5/24/2018	16	20	TT050718	TRANS-1,2-DICHLOROETHENE	156-60-5	10	U	UG/L
LC34-DPT0635-018.0-20180524	GW	5/24/2018	16	20	TT050718	TRICHLOROETHENE	79-01-6	10	U	UG/L
LC34-DPT0635-018.0-20180524	GW	5/24/2018	16	20	TT050718	VINYL CHLORIDE	75-01-4	890	NULL	UG/L
LC34-DPT0635-025.0-20180524	GW	5/24/2018	23	27	TT050718	1,1,2-TRICHLOROTRIFLUOROETHANE	76-13-1	1	U	UG/L
LC34-DPT0635-025.0-20180524	GW	5/24/2018	23	27	TT050718	1,1-DICHLOROETHENE	75-35-4	1	U	UG/L
LC34-DPT0635-025.0-20180524	GW	5/24/2018	23	27	TT050718	CIS-1,2-DICHLOROETHENE	156-59-2	120	NULL	UG/L
LC34-DPT0635-025.0-20180524	GW	5/24/2018	23	27	TT050718	TRANS-1,2-DICHLOROETHENE	156-60-5	1	U	UG/L
LC34-DPT0635-025.0-20180524	GW	5/24/2018	23	27	TT050718	TRICHLOROETHENE	79-01-6	1	U	UG/L
LC34-DPT0635-025.0-20180524	GW	5/24/2018	23	27	TT050718	VINYL CHLORIDE	75-01-4	3	NULL	UG/L

Sample	Matrix	Sample Date	Top Depth	Bottom Depth	SDG	Parameter	CAS	Lab Result	Lab Qualifier	Units
LC34-DPT0636-008.0-20180524	GW	5/24/2018	6	10	TT050718	1,1,2-TRICHLOROTRIFLUOROETHANE	76-13-1	1	U	UG/L
LC34-DPT0636-008.0-20180524	GW	5/24/2018	6	10	TT050718	1,1-DICHLOROETHENE	75-35-4	1	U	UG/L
LC34-DPT0636-008.0-20180524	GW	5/24/2018	6	10	TT050718	CIS-1,2-DICHLOROETHENE	156-59-2	1	U	UG/L
LC34-DPT0636-008.0-20180524	GW	5/24/2018	6	10	TT050718	TRANS-1,2-DICHLOROETHENE	156-60-5	1	U	UG/L
LC34-DPT0636-008.0-20180524	GW	5/24/2018	6	10	TT050718	TRICHLOROETHENE	79-01-6	1	U	UG/L
LC34-DPT0636-008.0-20180524	GW	5/24/2018	6	10	TT050718	VINYL CHLORIDE	75-01-4	1	NULL	UG/L
LC34-DPT0637-008.0-20180524	GW	5/24/2018	6	10	TT050718	1,1,2-TRICHLOROTRIFLUOROETHANE	76-13-1	1	U	UG/L
LC34-DPT0637-008.0-20180524	GW	5/24/2018	6	10	TT050718	1,1-DICHLOROETHENE	75-35-4	1	U	UG/L
LC34-DPT0637-008.0-20180524	GW	5/24/2018	6	10	TT050718	CIS-1,2-DICHLOROETHENE	156-59-2	2	NULL	UG/L
LC34-DPT0637-008.0-20180524	GW	5/24/2018	6	10	TT050718	TRANS-1,2-DICHLOROETHENE	156-60-5	1	U	UG/L
LC34-DPT0637-008.0-20180524	GW	5/24/2018	6	10	TT050718	TRICHLOROETHENE	79-01-6	1	U	UG/L
LC34-DPT0637-008.0-20180524	GW	5/24/2018	6	10	TT050718	VINYL CHLORIDE	75-01-4	10	NULL	UG/L
LC34-DPT0637-018.0-20180524	GW	5/24/2018	16	20	TT050718	1,1,2-TRICHLOROTRIFLUOROETHANE	76-13-1	10	U	UG/L
LC34-DPT0637-018.0-20180524	GW	5/24/2018	16	20	TT050718	1,1-DICHLOROETHENE	75-35-4	10	U	UG/L
LC34-DPT0637-018.0-20180524	GW	5/24/2018	16	20	TT050718	CIS-1,2-DICHLOROETHENE	156-59-2	2500	NULL	UG/L
LC34-DPT0637-018.0-20180524	GW	5/24/2018	16	20	TT050718	TRANS-1,2-DICHLOROETHENE	156-60-5	10	U	UG/L
LC34-DPT0637-018.0-20180524	GW	5/24/2018	16	20	TT050718	TRICHLOROETHENE	79-01-6	10	U	UG/L
LC34-DPT0637-018.0-20180524	GW	5/24/2018	16	20	TT050718	VINYL CHLORIDE	75-01-4	970	NULL	UG/L
LC34-DPT0638-013.0-20180524	GW	5/24/2018	11	15	TT050718	1,1,2-TRICHLOROTRIFLUOROETHANE	76-13-1	1	U	UG/L
LC34-DPT0638-013.0-20180524	GW	5/24/2018	11	15	TT050718	1,1-DICHLOROETHENE	75-35-4	1	U	UG/L
LC34-DPT0638-013.0-20180524	GW	5/24/2018	11	15	TT050718	CIS-1,2-DICHLOROETHENE	156-59-2	1	U	UG/L
LC34-DPT0638-013.0-20180524	GW	5/24/2018	11	15	TT050718	TRANS-1,2-DICHLOROETHENE	156-60-5	1	U	UG/L
LC34-DPT0638-013.0-20180524	GW	5/24/2018	11	15	TT050718	TRICHLOROETHENE	79-01-6	1	U	UG/L
LC34-DPT0638-013.0-20180524	GW	5/24/2018	11	15	TT050718	VINYL CHLORIDE	75-01-4	1	U	UG/L
LC34-DPT0638-018.0-20180524	GW	5/24/2018	16	20	TT050718	1,1,2-TRICHLOROTRIFLUOROETHANE	76-13-1	3	U	UG/L
LC34-DPT0638-018.0-20180524	GW	5/24/2018	16	20	TT050718	1,1-DICHLOROETHENE	75-35-4	3	U	UG/L
LC34-DPT0638-018.0-20180524	GW	5/24/2018	16	20	TT050718	CIS-1,2-DICHLOROETHENE	156-59-2	14	NULL	UG/L
LC34-DPT0638-018.0-20180524	GW	5/24/2018	16	20	TT050718	TRANS-1,2-DICHLOROETHENE	156-60-5	3	U	UG/L
LC34-DPT0638-018.0-20180524	GW	5/24/2018	16	20	TT050718	TRICHLOROETHENE	79-01-6	3	U	UG/L
LC34-DPT0638-018.0-20180524	GW	5/24/2018	16	20	TT050718	VINYL CHLORIDE	75-01-4	97	NULL	UG/L
LC34-DPT0639-018.0-20180524	GW	5/24/2018	16	20	TT050718	1,1,2-TRICHLOROTRIFLUOROETHANE	76-13-1	1	U	UG/L
LC34-DPT0639-018.0-20180524	GW	5/24/2018	16	20	TT050718	1,1-DICHLOROETHENE	75-35-4	1	U	UG/L
LC34-DPT0639-018.0-20180524	GW	5/24/2018	16	20	TT050718	CIS-1,2-DICHLOROETHENE	156-59-2	1	U	UG/L
LC34-DPT0639-018.0-20180524	GW	5/24/2018	16	20	TT050718	TRANS-1,2-DICHLOROETHENE	156-60-5	1	U	UG/L
LC34-DPT0639-018.0-20180524	GW	5/24/2018	16	20	TT050718	TRICHLOROETHENE	79-01-6	1	U	UG/L
LC34-DPT0639-018.0-20180524	GW	5/24/2018	16	20	TT050718	VINYL CHLORIDE	75-01-4	12	NULL	UG/L
LC34-DPT0639-025.0-20180525	GW	5/25/2018	23	27	TT050718	1,1,2-TRICHLOROTRIFLUOROETHANE	76-13-1	1	U	UG/L
LC34-DPT0639-025.0-20180525	GW	5/25/2018	23	27	TT050718	1,1-DICHLOROETHENE	75-35-4	1	U	UG/L
LC34-DPT0639-025.0-20180525	GW	5/25/2018	23	27	TT050718	CIS-1,2-DICHLOROETHENE	156-59-2	150	NULL	UG/L
LC34-DPT0639-025.0-20180525	GW	5/25/2018	23	27	TT050718	TRANS-1,2-DICHLOROETHENE	156-60-5	1	U	UG/L

Sample	Matrix	Sample Date	Top Depth	Bottom Depth	SDG	Parameter	CAS	Lab Result	Lab Qualifier	Units
LC34-DPT0639-025.0-20180525	GW	5/25/2018	23	27	TT050718	TRICHLOROETHENE	79-01-6	1	U	UG/L
LC34-DPT0639-025.0-20180525	GW	5/25/2018	23	27	TT050718	VINYL CHLORIDE	75-01-4	160	NULL	UG/L
LC34-DPT0641-008.0-20180525	GW	5/25/2018	6	10	TT050718	1,1,2-TRICHLOROTRIFLUOROETHANE	76-13-1	1	U	UG/L
LC34-DPT0641-008.0-20180525	GW	5/25/2018	6	10	TT050718	1,1-DICHLOROETHENE	75-35-4	1	U	UG/L
LC34-DPT0641-008.0-20180525	GW	5/25/2018	6	10	TT050718	CIS-1,2-DICHLOROETHENE	156-59-2	1	U	UG/L
LC34-DPT0641-008.0-20180525	GW	5/25/2018	6	10	TT050718	TRANS-1,2-DICHLOROETHENE	156-60-5	1	U	UG/L
LC34-DPT0641-008.0-20180525	GW	5/25/2018	6	10	TT050718	TRICHLOROETHENE	79-01-6	1	U	UG/L
LC34-DPT0641-008.0-20180525	GW	5/25/2018	6	10	TT050718	VINYL CHLORIDE	75-01-4	1	U	UG/L
LC34-DPT0641-025.0-20180525	GW	5/25/2018	23	27	TT050718	1,1,2-TRICHLOROTRIFLUOROETHANE	76-13-1	1	U	UG/L
LC34-DPT0641-025.0-20180525	GW	5/25/2018	23	27	TT050718	1,1-DICHLOROETHENE	75-35-4	1	U	UG/L
LC34-DPT0641-025.0-20180525	GW	5/25/2018	23	27	TT050718	CIS-1,2-DICHLOROETHENE	156-59-2	61	NULL	UG/L
LC34-DPT0641-025.0-20180525	GW	5/25/2018	23	27	TT050718	TRANS-1,2-DICHLOROETHENE	156-60-5	1	U	UG/L
LC34-DPT0641-025.0-20180525	GW	5/25/2018	23	27	TT050718	TRICHLOROETHENE	79-01-6	1	U	UG/L
LC34-DPT0641-025.0-20180525	GW	5/25/2018	23	27	TT050718	VINYL CHLORIDE	75-01-4	15	NULL	UG/L
LC34-IW0001D-037.5-20180516	GW	5/16/2018	35	40	TT050718	1,1,2-TRICHLOROTRIFLUOROETHANE	76-13-1	5	U	UG/L
LC34-IW0001D-037.5-20180516	GW	5/16/2018	35	40	TT050718	1,1-DICHLOROETHENE	75-35-4	5	U	UG/L
LC34-IW0001D-037.5-20180516	GW	5/16/2018	35	40	TT050718	CIS-1,2-DICHLOROETHENE	156-59-2	540	NULL	UG/L
LC34-IW0001D-037.5-20180516	GW	5/16/2018	35	40	TT050718	TRANS-1,2-DICHLOROETHENE	156-60-5	110	NULL	UG/L
LC34-IW0001D-037.5-20180516	GW	5/16/2018	35	40	TT050718	TRICHLOROETHENE	79-01-6	5	U	UG/L
LC34-IW0001D-037.5-20180516	GW	5/16/2018	35	40	TT050718	VINYL CHLORIDE	75-01-4	510	NULL	UG/L
LC34-DPT0609-063.0-20180510	GW	5/10/2018	61	65	TT050718	1,1,2-TRICHLOROTRIFLUOROETHANE	76-13-1	1	U	UG/L
LC34-DPT0609-063.0-20180510	GW	5/10/2018	61	65	TT050718	1,1-DICHLOROETHENE	75-35-4	1	U	UG/L
LC34-DPT0609-063.0-20180510	GW	5/10/2018	61	65	TT050718	CIS-1,2-DICHLOROETHENE	156-59-2	1	U	UG/L
LC34-DPT0609-063.0-20180510	GW	5/10/2018	61	65	TT050718	TRANS-1,2-DICHLOROETHENE	156-60-5	1	U	UG/L
LC34-DPT0609-063.0-20180510	GW	5/10/2018	61	65	TT050718	TRICHLOROETHENE	79-01-6	1	U	UG/L
LC34-DPT0609-063.0-20180510	GW	5/10/2018	61	65	TT050718	VINYL CHLORIDE	75-01-4	3	NULL	UG/L
LC34-DPT0609-068.0-20180510	GW	5/10/2018	66	70	TT050718	1,1,2-TRICHLOROTRIFLUOROETHANE	76-13-1	1	U	UG/L
LC34-DPT0609-068.0-20180510	GW	5/10/2018	66	70	TT050718	1,1-DICHLOROETHENE	75-35-4	1	U	UG/L
LC34-DPT0609-068.0-20180510	GW	5/10/2018	66	70	TT050718	CIS-1,2-DICHLOROETHENE	156-59-2	6	NULL	UG/L
LC34-DPT0609-068.0-20180510	GW	5/10/2018	66	70	TT050718	TRANS-1,2-DICHLOROETHENE	156-60-5	1	U	UG/L
LC34-DPT0609-068.0-20180510	GW	5/10/2018	66	70	TT050718	TRICHLOROETHENE	79-01-6	6	NULL	UG/L
LC34-DPT0609-068.0-20180510	GW	5/10/2018	66	70	TT050718	VINYL CHLORIDE	75-01-4	15	NULL	UG/L
LC34-DPT0610-023.0-20180511	GW	5/11/2018	21	25	TT050718	1,1,2-TRICHLOROTRIFLUOROETHANE	76-13-1	40	U	UG/L
LC34-DPT0610-023.0-20180511	GW	5/11/2018	21	25	TT050718	1,1-DICHLOROETHENE	75-35-4	40	U	UG/L
LC34-DPT0610-023.0-20180511	GW	5/11/2018	21	25	TT050718	CIS-1,2-DICHLOROETHENE	156-59-2	1000	NULL	UG/L
LC34-DPT0610-023.0-20180511	GW	5/11/2018	21	25	TT050718	TRANS-1,2-DICHLOROETHENE	156-60-5	40	U	UG/L
LC34-DPT0610-023.0-20180511	GW	5/11/2018	21	25	TT050718	TRICHLOROETHENE	79-01-6	40	UB	UG/L
LC34-DPT0610-023.0-20180511	GW	5/11/2018	21	25	TT050718	VINYL CHLORIDE	75-01-4	2300	NULL	UG/L
LC34-DPT0610-028.0-20180511	GW	5/11/2018	26	30	TT050718	1,1,2-TRICHLOROTRIFLUOROETHANE	76-13-1	100	U	UG/L
LC34-DPT0610-028.0-20180511	GW	5/11/2018	26	30	TT050718	1,1-DICHLOROETHENE	75-35-4	100	U	UG/L

Sample	Matrix	Sample Date	Top Depth	Bottom Depth	SDG	Parameter	CAS	Lab Result	Lab Qualifier	Units
LC34-DPT0610-028.0-20180511	GW	5/11/2018	26	30	TT050718	CIS-1,2-DICHLOROETHENE	156-59-2	500	NULL	UG/L
LC34-DPT0610-028.0-20180511	GW	5/11/2018	26	30	TT050718	TRANS-1,2-DICHLOROETHENE	156-60-5	560	NULL	UG/L
LC34-DPT0610-028.0-20180511	GW	5/11/2018	26	30	TT050718	TRICHLOROETHENE	79-01-6	100	UB	UG/L
LC34-DPT0610-028.0-20180511	GW	5/11/2018	26	30	TT050718	VINYL CHLORIDE	75-01-4	19000	NULL	UG/L
LC34-DPT0611-023.0-20180514	GW	5/14/2018	21	25	TT050718	1,1,2-TRICHLOROTRIFLUOROETHANE	76-13-1	3300	U	UG/L
LC34-DPT0611-023.0-20180514	GW	5/14/2018	21	25	TT050718	1,1-DICHLOROETHENE	75-35-4	3300	U	UG/L
LC34-DPT0611-023.0-20180514	GW	5/14/2018	21	25	TT050718	CIS-1,2-DICHLOROETHENE	156-59-2	120000	NULL	UG/L
LC34-DPT0611-023.0-20180514	GW	5/14/2018	21	25	TT050718	TRANS-1,2-DICHLOROETHENE	156-60-5	6200	NULL	UG/L
LC34-DPT0611-023.0-20180514	GW	5/14/2018	21	25	TT050718	TRICHLOROETHENE	79-01-6	67000	NULL	UG/L
LC34-DPT0611-023.0-20180514	GW	5/14/2018	21	25	TT050718	VINYL CHLORIDE	75-01-4	3300	U	UG/L
LC34-DPT0611-058.0-20180515	GW	5/15/2018	56	60	TT050718	1,1,2-TRICHLOROTRIFLUOROETHANE	76-13-1	10	U	UG/L
LC34-DPT0611-058.0-20180515	GW	5/15/2018	56	60	TT050718	1,1-DICHLOROETHENE	75-35-4	10	U	UG/L
LC34-DPT0611-058.0-20180515	GW	5/15/2018	56	60	TT050718	CIS-1,2-DICHLOROETHENE	156-59-2	930	NULL	UG/L
LC34-DPT0611-058.0-20180515	GW	5/15/2018	56	60	TT050718	TRANS-1,2-DICHLOROETHENE	156-60-5	15	NULL	UG/L
LC34-DPT0611-058.0-20180515	GW	5/15/2018	56	60	TT050718	TRICHLOROETHENE	79-01-6	380	NULL	UG/L
LC34-DPT0611-058.0-20180515	GW	5/15/2018	56	60	TT050718	VINYL CHLORIDE	75-01-4	38	NULL	UG/L
LC34-DPT0611-078.0-20180515	GW	5/15/2018	76	80	TT050718	1,1,2-TRICHLOROTRIFLUOROETHANE	76-13-1	2	U	UG/L
LC34-DPT0611-078.0-20180515	GW	5/15/2018	76	80	TT050718	1,1-DICHLOROETHENE	75-35-4	2	U	UG/L
LC34-DPT0611-078.0-20180515	GW	5/15/2018	76	80	TT050718	CIS-1,2-DICHLOROETHENE	156-59-2	27	NULL	UG/L
LC34-DPT0611-078.0-20180515	GW	5/15/2018	76	80	TT050718	TRANS-1,2-DICHLOROETHENE	156-60-5	2	U	UG/L
LC34-DPT0611-078.0-20180515	GW	5/15/2018	76	80	TT050718	TRICHLOROETHENE	79-01-6	65	NULL	UG/L
LC34-DPT0611-078.0-20180515	GW	5/15/2018	76	80	TT050718	VINYL CHLORIDE	75-01-4	2	NULL	UG/L
LC34-DPT0612-033.0-20180515	GW	5/15/2018	31	35	TT050718	1,1,2-TRICHLOROTRIFLUOROETHANE	76-13-1	400	U	UG/L
LC34-DPT0612-033.0-20180515	GW	5/15/2018	31	35	TT050718	1,1-DICHLOROETHENE	75-35-4	460	NULL	UG/L
LC34-DPT0612-033.0-20180515	GW	5/15/2018	31	35	TT050718	CIS-1,2-DICHLOROETHENE	156-59-2	205000	NULL	UG/L
LC34-DPT0612-033.0-20180515	GW	5/15/2018	31	35	TT050718	TRANS-1,2-DICHLOROETHENE	156-60-5	7000	NULL	UG/L
LC34-DPT0612-033.0-20180515	GW	5/15/2018	31	35	TT050718	TRICHLOROETHENE	79-01-6	68100	NULL	UG/L
LC34-DPT0612-033.0-20180515	GW	5/15/2018	31	35	TT050718	VINYL CHLORIDE	75-01-4	2200	NULL	UG/L
LC34-DPT0612-038.0-20180515	GW	5/15/2018	36	40	TT050718	1,1,2-TRICHLOROTRIFLUOROETHANE	76-13-1	3300	U	UG/L
LC34-DPT0612-038.0-20180515	GW	5/15/2018	36	40	TT050718	1,1-DICHLOROETHENE	75-35-4	3300	U	UG/L
LC34-DPT0612-038.0-20180515	GW	5/15/2018	36	40	TT050718	CIS-1,2-DICHLOROETHENE	156-59-2	288000	NULL	UG/L
LC34-DPT0612-038.0-20180515	GW	5/15/2018	36	40	TT050718	TRANS-1,2-DICHLOROETHENE	156-60-5	3300	U	UG/L
LC34-DPT0612-038.0-20180515	GW	5/15/2018	36	40	TT050718	TRICHLOROETHENE	79-01-6	59800	NULL	UG/L
LC34-DPT0612-038.0-20180515	GW	5/15/2018	36	40	TT050718	VINYL CHLORIDE	75-01-4	9800	NULL	UG/L
LC34-DPT0612-043.0-20180515	GW	5/15/2018	41	45	TT050718	1,1,2-TRICHLOROTRIFLUOROETHANE	76-13-1	290	U	UG/L
LC34-DPT0612-043.0-20180515	GW	5/15/2018	41	45	TT050718	1,1-DICHLOROETHENE	75-35-4	290	U	UG/L
LC34-DPT0612-043.0-20180515	GW	5/15/2018	41	45	TT050718	CIS-1,2-DICHLOROETHENE	156-59-2	26800	NULL	UG/L
LC34-DPT0612-043.0-20180515	GW	5/15/2018	41	45	TT050718	TRANS-1,2-DICHLOROETHENE	156-60-5	290	U	UG/L
LC34-DPT0612-043.0-20180515	GW	5/15/2018	41	45	TT050718	TRICHLOROETHENE	79-01-6	290	U	UG/L
LC34-DPT0612-043.0-20180515	GW	5/15/2018	41	45	TT050718	VINYL CHLORIDE	75-01-4	2500	NULL	UG/L

Sample	Matrix	Sample Date	Top Depth	Bottom Depth	SDG	Parameter	CAS	Lab Result	Lab Qualifier	Units
LC34-DPT0612-073.0-20180516	GW	5/16/2018	71	75	TT050718	1,1,2-TRICHLOROTRIFLUOROETHANE	76-13-1	1	U	UG/L
LC34-DPT0612-073.0-20180516	GW	5/16/2018	71	75	TT050718	1,1-DICHLOROETHENE	75-35-4	1	U	UG/L
LC34-DPT0612-073.0-20180516	GW	5/16/2018	71	75	TT050718	CIS-1,2-DICHLOROETHENE	156-59-2	15	NULL	UG/L
LC34-DPT0612-073.0-20180516	GW	5/16/2018	71	75	TT050718	TRANS-1,2-DICHLOROETHENE	156-60-5	1	U	UG/L
LC34-DPT0612-073.0-20180516	GW	5/16/2018	71	75	TT050718	TRICHLOROETHENE	79-01-6	13	NULL	UG/L
LC34-DPT0612-073.0-20180516	GW	5/16/2018	71	75	TT050718	VINYL CHLORIDE	75-01-4	1	U	UG/L
LC34-DPT0613-018.0-20180516	GW	5/16/2018	16	20	TT050718	1,1,2-TRICHLOROTRIFLUOROETHANE	76-13-1	1	U	UG/L
LC34-DPT0613-018.0-20180516	GW	5/16/2018	16	20	TT050718	1,1-DICHLOROETHENE	75-35-4	1	U	UG/L
LC34-DPT0613-018.0-20180516	GW	5/16/2018	16	20	TT050718	CIS-1,2-DICHLOROETHENE	156-59-2	36	NULL	UG/L
LC34-DPT0613-018.0-20180516	GW	5/16/2018	16	20	TT050718	TRANS-1,2-DICHLOROETHENE	156-60-5	1	U	UG/L
LC34-DPT0613-018.0-20180516	GW	5/16/2018	16	20	TT050718	TRICHLOROETHENE	79-01-6	1	NULL	UG/L
LC34-DPT0613-018.0-20180516	GW	5/16/2018	16	20	TT050718	VINYL CHLORIDE	75-01-4	24	NULL	UG/L
LC34-DPT0613-028.0-20180516	GW	5/16/2018	26	30	TT050718	1,1,2-TRICHLOROTRIFLUOROETHANE	76-13-1	1	U	UG/L
LC34-DPT0613-028.0-20180516	GW	5/16/2018	26	30	TT050718	1,1-DICHLOROETHENE	75-35-4	1	U	UG/L
LC34-DPT0613-028.0-20180516	GW	5/16/2018	26	30	TT050718	CIS-1,2-DICHLOROETHENE	156-59-2	5	NULL	UG/L
LC34-DPT0613-028.0-20180516	GW	5/16/2018	26	30	TT050718	TRANS-1,2-DICHLOROETHENE	156-60-5	1	NULL	UG/L
LC34-DPT0613-028.0-20180516	GW	5/16/2018	26	30	TT050718	TRICHLOROETHENE	79-01-6	1	NULL	UG/L
LC34-DPT0613-028.0-20180516	GW	5/16/2018	26	30	TT050718	VINYL CHLORIDE	75-01-4	16	NULL	UG/L
LC34-DPT0613-033.0-20180516	GW	5/16/2018	31	35	TT050718	1,1,2-TRICHLOROTRIFLUOROETHANE	76-13-1	67	U	UG/L
LC34-DPT0613-033.0-20180516	GW	5/16/2018	31	35	TT050718	1,1-DICHLOROETHENE	75-35-4	67	U	UG/L
LC34-DPT0613-033.0-20180516	GW	5/16/2018	31	35	TT050718	CIS-1,2-DICHLOROETHENE	156-59-2	1100	NULL	UG/L
LC34-DPT0613-033.0-20180516	GW	5/16/2018	31	35	TT050718	TRANS-1,2-DICHLOROETHENE	156-60-5	140	NULL	UG/L
LC34-DPT0613-033.0-20180516	GW	5/16/2018	31	35	TT050718	TRICHLOROETHENE	79-01-6	67	U	UG/L
LC34-DPT0613-033.0-20180516	GW	5/16/2018	31	35	TT050718	VINYL CHLORIDE	75-01-4	2000	NULL	UG/L
LC34-DPT0613-053.0-20180516	GW	5/16/2018	51	55	TT050718	1,1,2-TRICHLOROTRIFLUOROETHANE	76-13-1	1	U	UG/L
LC34-DPT0613-053.0-20180516	GW	5/16/2018	51	55	TT050718	1,1-DICHLOROETHENE	75-35-4	1	U	UG/L
LC34-DPT0613-053.0-20180516	GW	5/16/2018	51	55	TT050718	CIS-1,2-DICHLOROETHENE	156-59-2	6	NULL	UG/L
LC34-DPT0613-053.0-20180516	GW	5/16/2018	51	55	TT050718	TRANS-1,2-DICHLOROETHENE	156-60-5	1	U	UG/L
LC34-DPT0613-053.0-20180516	GW	5/16/2018	51	55	TT050718	TRICHLOROETHENE	79-01-6	1	U	UG/L
LC34-DPT0613-053.0-20180516	GW	5/16/2018	51	55	TT050718	VINYL CHLORIDE	75-01-4	1	U	UG/L
LC34-DPT0613-063.0-20180516	GW	5/16/2018	61	65	TT050718	1,1,2-TRICHLOROTRIFLUOROETHANE	76-13-1	1	U	UG/L
LC34-DPT0613-063.0-20180516	GW	5/16/2018	61	65	TT050718	1,1-DICHLOROETHENE	75-35-4	1	U	UG/L
LC34-DPT0613-063.0-20180516	GW	5/16/2018	61	65	TT050718	CIS-1,2-DICHLOROETHENE	156-59-2	55	NULL	UG/L
LC34-DPT0613-063.0-20180516	GW	5/16/2018	61	65	TT050718	TRANS-1,2-DICHLOROETHENE	156-60-5	2	NULL	UG/L
LC34-DPT0613-063.0-20180516	GW	5/16/2018	61	65	TT050718	TRICHLOROETHENE	79-01-6	4	NULL	UG/L
LC34-DPT0613-063.0-20180516	GW	5/16/2018	61	65	TT050718	VINYL CHLORIDE	75-01-4	9	NULL	UG/L
LC34-DPT0613-068.0-20180516	GW	5/16/2018	66	70	TT050718	1,1,2-TRICHLOROTRIFLUOROETHANE	76-13-1	1	U	UG/L
LC34-DPT0613-068.0-20180516	GW	5/16/2018	66	70	TT050718	1,1-DICHLOROETHENE	75-35-4	1	U	UG/L
LC34-DPT0613-068.0-20180516	GW	5/16/2018	66	70	TT050718	CIS-1,2-DICHLOROETHENE	156-59-2	8	NULL	UG/L
LC34-DPT0613-068.0-20180516	GW	5/16/2018	66	70	TT050718	TRANS-1,2-DICHLOROETHENE	156-60-5	1	U	UG/L

Sample	Matrix	Sample Date	Top Depth	Bottom Depth	SDG	Parameter	CAS	Lab Result	Lab Qualifier	Units
LC34-DPT0613-068.0-20180516	GW	5/16/2018	66	70	TT050718	TRICHLOROETHENE	79-01-6	1	U	UG/L
LC34-DPT0613-068.0-20180516	GW	5/16/2018	66	70	TT050718	VINYL CHLORIDE	75-01-4	1	NULL	UG/L
LC34-DPT0613-073.0-20180516	GW	5/16/2018	71	75	TT050718	1,1,2-TRICHLOROTRIFLUOROETHANE	76-13-1	1	U	UG/L
LC34-DPT0613-073.0-20180516	GW	5/16/2018	71	75	TT050718	1,1-DICHLOROETHENE	75-35-4	1	U	UG/L
LC34-DPT0610-018.0-20180511	GW	5/11/2018	16	20	TT050718	CIS-1,2-DICHLOROETHENE	156-59-2	750	NULL	UG/L
LC34-DPT0610-018.0-20180511	GW	5/11/2018	16	20	TT050718	TRANS-1,2-DICHLOROETHENE	156-60-5	14	NULL	UG/L
LC34-DPT0610-018.0-20180511	GW	5/11/2018	16	20	TT050718	TRICHLOROETHENE	79-01-6	10	UB	UG/L
LC34-DPT0610-018.0-20180511	GW	5/11/2018	16	20	TT050718	VINYL CHLORIDE	75-01-4	1800	NULL	UG/L
LC34-DPT0610-043.0-20180511	GW	5/11/2018	41	45	TT050718	1,1,2-TRICHLOROTRIFLUOROETHANE	76-13-1	40	U	UG/L
LC34-DPT0610-043.0-20180511	GW	5/11/2018	41	45	TT050718	1,1-DICHLOROETHENE	75-35-4	40	U	UG/L
LC34-DPT0610-043.0-20180511	GW	5/11/2018	41	45	TT050718	CIS-1,2-DICHLOROETHENE	156-59-2	140	NULL	UG/L
LC34-DPT0610-043.0-20180511	GW	5/11/2018	41	45	TT050718	TRANS-1,2-DICHLOROETHENE	156-60-5	40	U	UG/L
LC34-DPT0610-043.0-20180511	GW	5/11/2018	41	45	TT050718	TRICHLOROETHENE	79-01-6	40	UB	UG/L
LC34-DPT0610-043.0-20180511	GW	5/11/2018	41	45	TT050718	VINYL CHLORIDE	75-01-4	1800	NULL	UG/L
LC34-DPT0610-058.0-20180511	GW	5/11/2018	56	60	TT050718	1,1,2-TRICHLOROTRIFLUOROETHANE	76-13-1	1	U	UG/L
LC34-DPT0610-058.0-20180511	GW	5/11/2018	56	60	TT050718	1,1-DICHLOROETHENE	75-35-4	1	U	UG/L
LC34-DPT0610-058.0-20180511	GW	5/11/2018	56	60	TT050718	CIS-1,2-DICHLOROETHENE	156-59-2	1	U	UG/L
LC34-DPT0610-058.0-20180511	GW	5/11/2018	56	60	TT050718	TRANS-1,2-DICHLOROETHENE	156-60-5	1	U	UG/L
LC34-DPT0610-058.0-20180511	GW	5/11/2018	56	60	TT050718	TRICHLOROETHENE	79-01-6	1	B	UG/L
LC34-DPT0610-058.0-20180511	GW	5/11/2018	56	60	TT050718	VINYL CHLORIDE	75-01-4	1	NULL	UG/L
LC34-DPT0610-073.0-20180511	GW	5/11/2018	71	75	TT050718	1,1,2-TRICHLOROTRIFLUOROETHANE	76-13-1	1	U	UG/L
LC34-DPT0610-073.0-20180511	GW	5/11/2018	71	75	TT050718	1,1-DICHLOROETHENE	75-35-4	1	U	UG/L
LC34-DPT0610-073.0-20180511	GW	5/11/2018	71	75	TT050718	CIS-1,2-DICHLOROETHENE	156-59-2	2	NULL	UG/L
LC34-DPT0610-073.0-20180511	GW	5/11/2018	71	75	TT050718	TRANS-1,2-DICHLOROETHENE	156-60-5	1	U	UG/L
LC34-DPT0610-073.0-20180511	GW	5/11/2018	71	75	TT050718	TRICHLOROETHENE	79-01-6	1	B	UG/L
LC34-DPT0610-073.0-20180511	GW	5/11/2018	71	75	TT050718	VINYL CHLORIDE	75-01-4	1	NULL	UG/L
LC34-DPT0612-008.0-20180515	GW	5/15/2018	6	10	TT050718	1,1,2-TRICHLOROTRIFLUOROETHANE	76-13-1	1	U	UG/L
LC34-DPT0612-008.0-20180515	GW	5/15/2018	6	10	TT050718	1,1-DICHLOROETHENE	75-35-4	1	U	UG/L
LC34-DPT0612-008.0-20180515	GW	5/15/2018	6	10	TT050718	CIS-1,2-DICHLOROETHENE	156-59-2	1	U	UG/L
LC34-DPT0612-008.0-20180515	GW	5/15/2018	6	10	TT050718	TRANS-1,2-DICHLOROETHENE	156-60-5	1	U	UG/L
LC34-DPT0612-008.0-20180515	GW	5/15/2018	6	10	TT050718	TRICHLOROETHENE	79-01-6	1	U	UG/L
LC34-DPT0612-008.0-20180515	GW	5/15/2018	6	10	TT050718	VINYL CHLORIDE	75-01-4	1	U	UG/L
LC34-DPT0612-013.0-20180515	GW	5/15/2018	11	15	TT050718	1,1,2-TRICHLOROTRIFLUOROETHANE	76-13-1	1	U	UG/L
LC34-DPT0612-013.0-20180515	GW	5/15/2018	11	15	TT050718	1,1-DICHLOROETHENE	75-35-4	1	U	UG/L
LC34-DPT0612-013.0-20180515	GW	5/15/2018	11	15	TT050718	CIS-1,2-DICHLOROETHENE	156-59-2	54	NULL	UG/L
LC34-DPT0612-013.0-20180515	GW	5/15/2018	11	15	TT050718	TRANS-1,2-DICHLOROETHENE	156-60-5	2	NULL	UG/L
LC34-DPT0612-013.0-20180515	GW	5/15/2018	11	15	TT050718	TRICHLOROETHENE	79-01-6	33	NULL	UG/L
LC34-DPT0612-013.0-20180515	GW	5/15/2018	11	15	TT050718	VINYL CHLORIDE	75-01-4	2	NULL	UG/L
LC34-DPT0612-023.0-20180515	GW	5/15/2018	21	25	TT050718	1,1,2-TRICHLOROTRIFLUOROETHANE	76-13-1	3	U	UG/L
LC34-DPT0612-023.0-20180515	GW	5/15/2018	21	25	TT050718	1,1-DICHLOROETHENE	75-35-4	3	U	UG/L

Sample	Matrix	Sample Date	Top Depth	Bottom Depth	SDG	Parameter	CAS	Lab Result	Lab Qualifier	Units
LC34-DPT0612-023.0-20180515	GW	5/15/2018	21	25	TT050718	CIS-1,2-DICHLOROETHENE	156-59-2	73	NULL	UG/L
LC34-DPT0612-023.0-20180515	GW	5/15/2018	21	25	TT050718	TRANS-1,2-DICHLOROETHENE	156-60-5	3	U	UG/L
LC34-DPT0612-023.0-20180515	GW	5/15/2018	21	25	TT050718	TRICHLOROETHENE	79-01-6	3	U	UG/L
LC34-DPT0612-023.0-20180515	GW	5/15/2018	21	25	TT050718	VINYL CHLORIDE	75-01-4	65	NULL	UG/L
LC34-DPT0612-048.0-20180515	GW	5/15/2018	46	50	TT050718	1,1,2-TRICHLOROTRIFLUOROETHANE	76-13-1	3	U	UG/L
LC34-DPT0612-048.0-20180515	GW	5/15/2018	46	50	TT050718	1,1-DICHLOROETHENE	75-35-4	3	U	UG/L
LC34-DPT0612-048.0-20180515	GW	5/15/2018	46	50	TT050718	CIS-1,2-DICHLOROETHENE	156-59-2	38	NULL	UG/L
LC34-DPT0612-048.0-20180515	GW	5/15/2018	46	50	TT050718	TRANS-1,2-DICHLOROETHENE	156-60-5	3	U	UG/L
LC34-DPT0612-048.0-20180515	GW	5/15/2018	46	50	TT050718	TRICHLOROETHENE	79-01-6	20	NULL	UG/L
LC34-DPT0612-048.0-20180515	GW	5/15/2018	46	50	TT050718	VINYL CHLORIDE	75-01-4	3	U	UG/L
LC34-DPT0612-058.0-20180515	GW	5/15/2018	56	60	TT050718	1,1,2-TRICHLOROTRIFLUOROETHANE	76-13-1	3	U	UG/L
LC34-DPT0612-058.0-20180515	GW	5/15/2018	56	60	TT050718	1,1-DICHLOROETHENE	75-35-4	3	U	UG/L
LC34-DPT0612-058.0-20180515	GW	5/15/2018	56	60	TT050718	CIS-1,2-DICHLOROETHENE	156-59-2	2100	J	UG/L
LC34-DPT0612-058.0-20180515	GW	5/15/2018	56	60	TT050718	TRANS-1,2-DICHLOROETHENE	156-60-5	45	NULL	UG/L
LC34-DPT0612-058.0-20180515	GW	5/15/2018	56	60	TT050718	TRICHLOROETHENE	79-01-6	460	NULL	UG/L
LC34-DPT0612-058.0-20180515	GW	5/15/2018	56	60	TT050718	VINYL CHLORIDE	75-01-4	14	NULL	UG/L
LC34-DPT0613-073.0-20180516	GW	5/16/2018	71	75	TT050718	CIS-1,2-DICHLOROETHENE	156-59-2	4	NULL	UG/L
LC34-DPT0613-073.0-20180516	GW	5/16/2018	71	75	TT050718	TRANS-1,2-DICHLOROETHENE	156-60-5	1	U	UG/L
LC34-DPT0613-073.0-20180516	GW	5/16/2018	71	75	TT050718	TRICHLOROETHENE	79-01-6	1	U	UG/L
LC34-DPT0613-073.0-20180516	GW	5/16/2018	71	75	TT050718	VINYL CHLORIDE	75-01-4	1	U	UG/L
LC34-DPT0613-078.0-20180516	GW	5/16/2018	76	80	TT050718	1,1,2-TRICHLOROTRIFLUOROETHANE	76-13-1	1	U	UG/L
LC34-DPT0613-078.0-20180516	GW	5/16/2018	76	80	TT050718	1,1-DICHLOROETHENE	75-35-4	1	U	UG/L
LC34-DPT0613-078.0-20180516	GW	5/16/2018	76	80	TT050718	CIS-1,2-DICHLOROETHENE	156-59-2	53	NULL	UG/L
LC34-DPT0613-078.0-20180516	GW	5/16/2018	76	80	TT050718	TRANS-1,2-DICHLOROETHENE	156-60-5	3	NULL	UG/L
LC34-DPT0613-078.0-20180516	GW	5/16/2018	76	80	TT050718	TRICHLOROETHENE	79-01-6	1	U	UG/L
LC34-DPT0613-078.0-20180516	GW	5/16/2018	76	80	TT050718	VINYL CHLORIDE	75-01-4	18	NULL	UG/L
LC34-DPT0613-083.0-20180516	GW	5/16/2018	81	85	TT050718	1,1,2-TRICHLOROTRIFLUOROETHANE	76-13-1	1	U	UG/L
LC34-DPT0613-083.0-20180516	GW	5/16/2018	81	85	TT050718	1,1-DICHLOROETHENE	75-35-4	1	U	UG/L
LC34-DPT0613-083.0-20180516	GW	5/16/2018	81	85	TT050718	CIS-1,2-DICHLOROETHENE	156-59-2	13	NULL	UG/L
LC34-DPT0613-083.0-20180516	GW	5/16/2018	81	85	TT050718	TRANS-1,2-DICHLOROETHENE	156-60-5	1	U	UG/L
LC34-DPT0613-083.0-20180516	GW	5/16/2018	81	85	TT050718	TRICHLOROETHENE	79-01-6	1	U	UG/L
LC34-DPT0613-083.0-20180516	GW	5/16/2018	81	85	TT050718	VINYL CHLORIDE	75-01-4	2	NULL	UG/L
LC34-DPT0614-013.0-20180517	GW	5/17/2018	11	15	TT050718	1,1,2-TRICHLOROTRIFLUOROETHANE	76-13-1	1	U	UG/L
LC34-DPT0614-013.0-20180517	GW	5/17/2018	11	15	TT050718	1,1-DICHLOROETHENE	75-35-4	1	U	UG/L
LC34-DPT0614-013.0-20180517	GW	5/17/2018	11	15	TT050718	CIS-1,2-DICHLOROETHENE	156-59-2	1	NULL	UG/L
LC34-DPT0614-013.0-20180517	GW	5/17/2018	11	15	TT050718	TRANS-1,2-DICHLOROETHENE	156-60-5	1	U	UG/L
LC34-DPT0614-013.0-20180517	GW	5/17/2018	11	15	TT050718	TRICHLOROETHENE	79-01-6	1	U	UG/L
LC34-DPT0614-013.0-20180517	GW	5/17/2018	11	15	TT050718	VINYL CHLORIDE	75-01-4	1	U	UG/L
LC34-DPT0614-018.0-20180517	GW	5/17/2018	16	20	TT050718	1,1,2-TRICHLOROTRIFLUOROETHANE	76-13-1	1	U	UG/L
LC34-DPT0614-018.0-20180517	GW	5/17/2018	16	20	TT050718	1,1-DICHLOROETHENE	75-35-4	1	U	UG/L

Sample	Matrix	Sample Date	Top Depth	Bottom Depth	SDG	Parameter	CAS	Lab Result	Lab Qualifier	Units
LC34-DPT0614-018.0-20180517	GW	5/17/2018	16	20	TT050718	CIS-1,2-DICHLOROETHENE	156-59-2	6	NULL	UG/L
LC34-DPT0614-018.0-20180517	GW	5/17/2018	16	20	TT050718	TRANS-1,2-DICHLOROETHENE	156-60-5	1	U	UG/L
LC34-DPT0614-018.0-20180517	GW	5/17/2018	16	20	TT050718	TRICHLOROETHENE	79-01-6	1	U	UG/L
LC34-DPT0614-018.0-20180517	GW	5/17/2018	16	20	TT050718	VINYL CHLORIDE	75-01-4	1	U	UG/L
LC34-DPT0614-028.0-20180517	GW	5/17/2018	26	30	TT050718	1,1,2-TRICHLOROTRIFLUOROETHANE	76-13-1	20	U	UG/L
LC34-DPT0614-028.0-20180517	GW	5/17/2018	26	30	TT050718	1,1-DICHLOROETHENE	75-35-4	20	U	UG/L
LC34-DPT0614-028.0-20180517	GW	5/17/2018	26	30	TT050718	CIS-1,2-DICHLOROETHENE	156-59-2	280	NULL	UG/L
LC34-DPT0614-028.0-20180517	GW	5/17/2018	26	30	TT050718	TRANS-1,2-DICHLOROETHENE	156-60-5	31	NULL	UG/L
LC34-DPT0614-028.0-20180517	GW	5/17/2018	26	30	TT050718	TRICHLOROETHENE	79-01-6	20	U	UG/L
LC34-DPT0614-028.0-20180517	GW	5/17/2018	26	30	TT050718	VINYL CHLORIDE	75-01-4	4300	NULL	UG/L
LC34-DPT0614-068.0-20180517	GW	5/17/2018	66	70	TT050718	1,1,2-TRICHLOROTRIFLUOROETHANE	76-13-1	1	U	UG/L
LC34-DPT0614-068.0-20180517	GW	5/17/2018	66	70	TT050718	1,1-DICHLOROETHENE	75-35-4	1	U	UG/L
LC34-DPT0614-068.0-20180517	GW	5/17/2018	66	70	TT050718	CIS-1,2-DICHLOROETHENE	156-59-2	300	NULL	UG/L
LC34-DPT0614-068.0-20180517	GW	5/17/2018	66	70	TT050718	TRANS-1,2-DICHLOROETHENE	156-60-5	3	NULL	UG/L
LC34-DPT0614-068.0-20180517	GW	5/17/2018	66	70	TT050718	TRICHLOROETHENE	79-01-6	2	NULL	UG/L
LC34-DPT0614-068.0-20180517	GW	5/17/2018	66	70	TT050718	VINYL CHLORIDE	75-01-4	170	NULL	UG/L
LC34-DPT0614-078.0-20180517	GW	5/17/2018	76	80	TT050718	1,1,2-TRICHLOROTRIFLUOROETHANE	76-13-1	20	U	UG/L
LC34-DPT0614-078.0-20180517	GW	5/17/2018	76	80	TT050718	1,1-DICHLOROETHENE	75-35-4	20	U	UG/L
LC34-DPT0614-078.0-20180517	GW	5/17/2018	76	80	TT050718	CIS-1,2-DICHLOROETHENE	156-59-2	3100	NULL	UG/L
LC34-DPT0614-078.0-20180517	GW	5/17/2018	76	80	TT050718	TRANS-1,2-DICHLOROETHENE	156-60-5	72	NULL	UG/L
LC34-DPT0614-078.0-20180517	GW	5/17/2018	76	80	TT050718	TRICHLOROETHENE	79-01-6	1200	NULL	UG/L
LC34-DPT0614-078.0-20180517	GW	5/17/2018	76	80	TT050718	VINYL CHLORIDE	75-01-4	120	NULL	UG/L
LC34-DPT0615-023.0-20180517	GW	5/17/2018	21	25	TT050718	1,1,2-TRICHLOROTRIFLUOROETHANE	76-13-1	3	U	UG/L
LC34-DPT0615-023.0-20180517	GW	5/17/2018	21	25	TT050718	1,1-DICHLOROETHENE	75-35-4	3	U	UG/L
LC34-DPT0615-023.0-20180517	GW	5/17/2018	21	25	TT050718	CIS-1,2-DICHLOROETHENE	156-59-2	900	NULL	UG/L
LC34-DPT0615-023.0-20180517	GW	5/17/2018	21	25	TT050718	TRANS-1,2-DICHLOROETHENE	156-60-5	9	NULL	UG/L
LC34-DPT0615-023.0-20180517	GW	5/17/2018	21	25	TT050718	TRICHLOROETHENE	79-01-6	3	U	UG/L
LC34-DPT0615-023.0-20180517	GW	5/17/2018	21	25	TT050718	VINYL CHLORIDE	75-01-4	530	NULL	UG/L
LC34-DPT0612-063.0-20180515	GW	5/15/2018	61	65	TT050718	1,1,2-TRICHLOROTRIFLUOROETHANE	76-13-1	1	U	UG/L
LC34-DPT0612-063.0-20180515	GW	5/15/2018	61	65	TT050718	1,1-DICHLOROETHENE	75-35-4	1	U	UG/L
LC34-DPT0612-063.0-20180515	GW	5/15/2018	61	65	TT050718	CIS-1,2-DICHLOROETHENE	156-59-2	9	NULL	UG/L
LC34-DPT0612-063.0-20180515	GW	5/15/2018	61	65	TT050718	TRANS-1,2-DICHLOROETHENE	156-60-5	1	U	UG/L
LC34-DPT0612-063.0-20180515	GW	5/15/2018	61	65	TT050718	TRICHLOROETHENE	79-01-6	8	NULL	UG/L
LC34-DPT0612-063.0-20180515	GW	5/15/2018	61	65	TT050718	VINYL CHLORIDE	75-01-4	1	U	UG/L
LC34-DPT0612-068.0-20180516	GW	5/16/2018	66	70	TT050718	1,1,2-TRICHLOROTRIFLUOROETHANE	76-13-1	10	U	UG/L
LC34-DPT0612-068.0-20180516	GW	5/16/2018	66	70	TT050718	1,1-DICHLOROETHENE	75-35-4	10	U	UG/L
LC34-DPT0612-068.0-20180516	GW	5/16/2018	66	70	TT050718	CIS-1,2-DICHLOROETHENE	156-59-2	5400	J	UG/L
LC34-DPT0612-068.0-20180516	GW	5/16/2018	66	70	TT050718	TRANS-1,2-DICHLOROETHENE	156-60-5	69	NULL	UG/L
LC34-DPT0612-068.0-20180516	GW	5/16/2018	66	70	TT050718	TRICHLOROETHENE	79-01-6	780	NULL	UG/L
LC34-DPT0612-068.0-20180516	GW	5/16/2018	66	70	TT050718	VINYL CHLORIDE	75-01-4	29	NULL	UG/L

Sample	Matrix	Sample Date	Top Depth	Bottom Depth	SDG	Parameter	CAS	Lab Result	Lab Qualifier	Units
LC34-DPT0613-038.0-20180516	GW	5/16/2018	36	40	TT050718	1,1,2-TRICHLOROTRIFLUOROETHANE	76-13-1	290	U	UG/L
LC34-DPT0613-038.0-20180516	GW	5/16/2018	36	40	TT050718	1,1-DICHLOROETHENE	75-35-4	290	U	UG/L
LC34-DPT0613-038.0-20180516	GW	5/16/2018	36	40	TT050718	CIS-1,2-DICHLOROETHENE	156-59-2	35500	NULL	UG/L
LC34-DPT0613-038.0-20180516	GW	5/16/2018	36	40	TT050718	TRANS-1,2-DICHLOROETHENE	156-60-5	1200	NULL	UG/L
LC34-DPT0613-038.0-20180516	GW	5/16/2018	36	40	TT050718	TRICHLOROETHENE	79-01-6	290	U	UG/L
LC34-DPT0613-038.0-20180516	GW	5/16/2018	36	40	TT050718	VINYL CHLORIDE	75-01-4	7000	NULL	UG/L
LC34-DPT0613-048.0-20180516	GW	5/16/2018	46	50	TT050718	1,1,2-TRICHLOROTRIFLUOROETHANE	76-13-1	1	U	UG/L
LC34-DPT0613-048.0-20180516	GW	5/16/2018	46	50	TT050718	1,1-DICHLOROETHENE	75-35-4	1	U	UG/L
LC34-DPT0613-048.0-20180516	GW	5/16/2018	46	50	TT050718	CIS-1,2-DICHLOROETHENE	156-59-2	3	NULL	UG/L
LC34-DPT0613-048.0-20180516	GW	5/16/2018	46	50	TT050718	TRANS-1,2-DICHLOROETHENE	156-60-5	1	U	UG/L
LC34-DPT0613-048.0-20180516	GW	5/16/2018	46	50	TT050718	TRICHLOROETHENE	79-01-6	1	U	UG/L
LC34-DPT0613-048.0-20180516	GW	5/16/2018	46	50	TT050718	VINYL CHLORIDE	75-01-4	1	U	UG/L
LC34-DPT0614-073.0-20180517	GW	5/17/2018	71	75	TT050718	1,1,2-TRICHLOROTRIFLUOROETHANE	76-13-1	1	U	UG/L
LC34-DPT0614-073.0-20180517	GW	5/17/2018	71	75	TT050718	1,1-DICHLOROETHENE	75-35-4	1	U	UG/L
LC34-DPT0614-073.0-20180517	GW	5/17/2018	71	75	TT050718	CIS-1,2-DICHLOROETHENE	156-59-2	9	NULL	UG/L
LC34-DPT0614-073.0-20180517	GW	5/17/2018	71	75	TT050718	TRANS-1,2-DICHLOROETHENE	156-60-5	2	NULL	UG/L
LC34-DPT0614-073.0-20180517	GW	5/17/2018	71	75	TT050718	TRICHLOROETHENE	79-01-6	7	NULL	UG/L
LC34-DPT0614-073.0-20180517	GW	5/17/2018	71	75	TT050718	VINYL CHLORIDE	75-01-4	1	U	UG/L
LC34-DPT0615-008.0-20180517	GW	5/17/2018	6	10	TT050718	1,1,2-TRICHLOROTRIFLUOROETHANE	76-13-1	1	U	UG/L
LC34-DPT0615-008.0-20180517	GW	5/17/2018	6	10	TT050718	1,1-DICHLOROETHENE	75-35-4	1	U	UG/L
LC34-DPT0615-008.0-20180517	GW	5/17/2018	6	10	TT050718	CIS-1,2-DICHLOROETHENE	156-59-2	2	NULL	UG/L
LC34-DPT0615-008.0-20180517	GW	5/17/2018	6	10	TT050718	TRANS-1,2-DICHLOROETHENE	156-60-5	1	U	UG/L
LC34-DPT0615-008.0-20180517	GW	5/17/2018	6	10	TT050718	TRICHLOROETHENE	79-01-6	1	U	UG/L
LC34-DPT0615-008.0-20180517	GW	5/17/2018	6	10	TT050718	VINYL CHLORIDE	75-01-4	1	U	UG/L
LC34-DPT0615-018.0-20180517	GW	5/17/2018	16	20	TT050718	1,1,2-TRICHLOROTRIFLUOROETHANE	76-13-1	3	U	UG/L
LC34-DPT0615-018.0-20180517	GW	5/17/2018	16	20	TT050718	1,1-DICHLOROETHENE	75-35-4	3	U	UG/L
LC34-DPT0615-018.0-20180517	GW	5/17/2018	16	20	TT050718	CIS-1,2-DICHLOROETHENE	156-59-2	760	NULL	UG/L
LC34-DPT0615-018.0-20180517	GW	5/17/2018	16	20	TT050718	TRANS-1,2-DICHLOROETHENE	156-60-5	7	NULL	UG/L
LC34-DPT0615-018.0-20180517	GW	5/17/2018	16	20	TT050718	TRICHLOROETHENE	79-01-6	3	U	UG/L
LC34-DPT0615-018.0-20180517	GW	5/17/2018	16	20	TT050718	VINYL CHLORIDE	75-01-4	300	NULL	UG/L
LC34-DPT0615-068.0-20180518	GW	5/18/2018	66	70	TT050718	1,1,2-TRICHLOROTRIFLUOROETHANE	76-13-1	1	U	UG/L
LC34-DPT0615-068.0-20180518	GW	5/18/2018	66	70	TT050718	1,1-DICHLOROETHENE	75-35-4	1	U	UG/L
LC34-DPT0615-068.0-20180518	GW	5/18/2018	66	70	TT050718	CIS-1,2-DICHLOROETHENE	156-59-2	21	NULL	UG/L
LC34-DPT0615-068.0-20180518	GW	5/18/2018	66	70	TT050718	TRANS-1,2-DICHLOROETHENE	156-60-5	7	NULL	UG/L
LC34-DPT0615-068.0-20180518	GW	5/18/2018	66	70	TT050718	TRICHLOROETHENE	79-01-6	4	NULL	UG/L
LC34-DPT0615-068.0-20180518	GW	5/18/2018	66	70	TT050718	VINYL CHLORIDE	75-01-4	5	NULL	UG/L
LC34-DPT0615-078.0-20180518	GW	5/18/2018	76	80	TT050718	1,1,2-TRICHLOROTRIFLUOROETHANE	76-13-1	100	U	UG/L
LC34-DPT0615-078.0-20180518	GW	5/18/2018	76	80	TT050718	1,1-DICHLOROETHENE	75-35-4	100	U	UG/L
LC34-DPT0615-078.0-20180518	GW	5/18/2018	76	80	TT050718	CIS-1,2-DICHLOROETHENE	156-59-2	5100	NULL	UG/L
LC34-DPT0615-078.0-20180518	GW	5/18/2018	76	80	TT050718	TRANS-1,2-DICHLOROETHENE	156-60-5	150	NULL	UG/L

Sample	Matrix	Sample Date	Top Depth	Bottom Depth	SDG	Parameter	CAS	Lab Result	Lab Qualifier	Units
LC34-DPT0615-028.0-20180517	GW	5/17/2018	26	30	TT050718	1,1,2-TRICHLOROTRIFLUOROETHANE	76-13-1	40	U	UG/L
LC34-DPT0615-028.0-20180517	GW	5/17/2018	26	30	TT050718	1,1-DICHLOROETHENE	75-35-4	40	U	UG/L
LC34-DPT0615-028.0-20180517	GW	5/17/2018	26	30	TT050718	CIS-1,2-DICHLOROETHENE	156-59-2	5500	NULL	UG/L
LC34-DPT0615-028.0-20180517	GW	5/17/2018	26	30	TT050718	TRANS-1,2-DICHLOROETHENE	156-60-5	82	NULL	UG/L
LC34-DPT0615-028.0-20180517	GW	5/17/2018	26	30	TT050718	TRICHLOROETHENE	79-01-6	40	U	UG/L
LC34-DPT0615-028.0-20180517	GW	5/17/2018	26	30	TT050718	VINYL CHLORIDE	75-01-4	5400	NULL	UG/L
LC34-DPT0615-033.0-20180517	GW	5/17/2018	31	35	TT050718	1,1,2-TRICHLOROTRIFLUOROETHANE	76-13-1	100	U	UG/L
LC34-DPT0615-033.0-20180517	GW	5/17/2018	31	35	TT050718	1,1-DICHLOROETHENE	75-35-4	100	U	UG/L
LC34-DPT0615-033.0-20180517	GW	5/17/2018	31	35	TT050718	CIS-1,2-DICHLOROETHENE	156-59-2	22800	NULL	UG/L
LC34-DPT0615-033.0-20180517	GW	5/17/2018	31	35	TT050718	TRANS-1,2-DICHLOROETHENE	156-60-5	370	NULL	UG/L
LC34-DPT0615-033.0-20180517	GW	5/17/2018	31	35	TT050718	TRICHLOROETHENE	79-01-6	100	U	UG/L
LC34-DPT0615-033.0-20180517	GW	5/17/2018	31	35	TT050718	VINYL CHLORIDE	75-01-4	25100	NULL	UG/L
LC34-DPT0615-073.0-20180518	GW	5/18/2018	71	75	TT050718	1,1,2-TRICHLOROTRIFLUOROETHANE	76-13-1	1	U	UG/L
LC34-DPT0615-073.0-20180518	GW	5/18/2018	71	75	TT050718	1,1-DICHLOROETHENE	75-35-4	1	U	UG/L
LC34-DPT0615-073.0-20180518	GW	5/18/2018	71	75	TT050718	CIS-1,2-DICHLOROETHENE	156-59-2	89	NULL	UG/L
LC34-DPT0615-073.0-20180518	GW	5/18/2018	71	75	TT050718	TRANS-1,2-DICHLOROETHENE	156-60-5	1	U	UG/L
LC34-DPT0615-073.0-20180518	GW	5/18/2018	71	75	TT050718	TRICHLOROETHENE	79-01-6	11	NULL	UG/L
LC34-DPT0615-073.0-20180518	GW	5/18/2018	71	75	TT050718	VINYL CHLORIDE	75-01-4	3	NULL	UG/L
LC34-DPT0616-008.0-20180518	GW	5/18/2018	6	10	TT050718	1,1,2-TRICHLOROTRIFLUOROETHANE	76-13-1	1	U	UG/L
LC34-DPT0616-008.0-20180518	GW	5/18/2018	6	10	TT050718	1,1-DICHLOROETHENE	75-35-4	1	U	UG/L
LC34-DPT0616-008.0-20180518	GW	5/18/2018	6	10	TT050718	CIS-1,2-DICHLOROETHENE	156-59-2	1	U	UG/L
LC34-DPT0616-008.0-20180518	GW	5/18/2018	6	10	TT050718	TRANS-1,2-DICHLOROETHENE	156-60-5	1	U	UG/L
LC34-DPT0616-008.0-20180518	GW	5/18/2018	6	10	TT050718	TRICHLOROETHENE	79-01-6	1	U	UG/L
LC34-DPT0616-008.0-20180518	GW	5/18/2018	6	10	TT050718	VINYL CHLORIDE	75-01-4	1	U	UG/L
LC34-DPT0619-008.0-20180521	GW	5/21/2018	6	10	TT050718	1,1,2-TRICHLOROTRIFLUOROETHANE	76-13-1	1	U	UG/L
LC34-DPT0619-008.0-20180521	GW	5/21/2018	6	10	TT050718	1,1-DICHLOROETHENE	75-35-4	1	U	UG/L
LC34-DPT0619-008.0-20180521	GW	5/21/2018	6	10	TT050718	CIS-1,2-DICHLOROETHENE	156-59-2	1	U	UG/L
LC34-DPT0619-008.0-20180521	GW	5/21/2018	6	10	TT050718	TRANS-1,2-DICHLOROETHENE	156-60-5	1	U	UG/L
LC34-DPT0619-008.0-20180521	GW	5/21/2018	6	10	TT050718	TRICHLOROETHENE	79-01-6	1	U	UG/L
LC34-DPT0619-008.0-20180521	GW	5/21/2018	6	10	TT050718	VINYL CHLORIDE	75-01-4	1	U	UG/L
LC34-DPT0620-008.0-20180521	GW	5/21/2018	6	10	TT050718	1,1,2-TRICHLOROTRIFLUOROETHANE	76-13-1	1	U	UG/L
LC34-DPT0620-008.0-20180521	GW	5/21/2018	6	10	TT050718	1,1-DICHLOROETHENE	75-35-4	1	U	UG/L
LC34-DPT0620-008.0-20180521	GW	5/21/2018	6	10	TT050718	CIS-1,2-DICHLOROETHENE	156-59-2	1	U	UG/L
LC34-DPT0620-008.0-20180521	GW	5/21/2018	6	10	TT050718	TRANS-1,2-DICHLOROETHENE	156-60-5	1	U	UG/L
LC34-DPT0620-008.0-20180521	GW	5/21/2018	6	10	TT050718	TRICHLOROETHENE	79-01-6	1	U	UG/L
LC34-DPT0620-008.0-20180521	GW	5/21/2018	6	10	TT050718	VINYL CHLORIDE	75-01-4	1	U	UG/L
LC34-DPT0620-025.0-20180521	GW	5/21/2018	23	27	TT050718	1,1,2-TRICHLOROTRIFLUOROETHANE	76-13-1	10	U	UG/L
LC34-DPT0620-025.0-20180521	GW	5/21/2018	23	27	TT050718	1,1-DICHLOROETHENE	75-35-4	10	U	UG/L
LC34-DPT0620-025.0-20180521	GW	5/21/2018	23	27	TT050718	CIS-1,2-DICHLOROETHENE	156-59-2	1300	NULL	UG/L
LC34-DPT0620-025.0-20180521	GW	5/21/2018	23	27	TT050718	TRANS-1,2-DICHLOROETHENE	156-60-5	10	U	UG/L

Sample	Matrix	Sample Date	Top Depth	Bottom Depth	SDG	Parameter	CAS	Lab Result	Lab Qualifier	Units
LC34-DPT0620-025.0-20180521	GW	5/21/2018	23	27	TT050718	TRICHLOROETHENE	79-01-6	10	U	UG/L
LC34-DPT0620-025.0-20180521	GW	5/21/2018	23	27	TT050718	VINYL CHLORIDE	75-01-4	320	NULL	UG/L
LC34-DPT0621-008.0-20180521	GW	5/21/2018	6	10	TT050718	1,1,2-TRICHLOROTRIFLUOROETHANE	76-13-1	1	U	UG/L
LC34-DPT0621-008.0-20180521	GW	5/21/2018	6	10	TT050718	1,1-DICHLOROETHENE	75-35-4	1	U	UG/L
LC34-DPT0621-008.0-20180521	GW	5/21/2018	6	10	TT050718	CIS-1,2-DICHLOROETHENE	156-59-2	1	U	UG/L
LC34-DPT0621-008.0-20180521	GW	5/21/2018	6	10	TT050718	TRANS-1,2-DICHLOROETHENE	156-60-5	1	U	UG/L
LC34-DPT0621-008.0-20180521	GW	5/21/2018	6	10	TT050718	TRICHLOROETHENE	79-01-6	1	U	UG/L
LC34-DPT0621-008.0-20180521	GW	5/21/2018	6	10	TT050718	VINYL CHLORIDE	75-01-4	1	U	UG/L
LC34-DPT0621-032.0-20180521	GW	5/21/2018	30	34	TT050718	1,1,2-TRICHLOROTRIFLUOROETHANE	76-13-1	20	U	UG/L
LC34-DPT0621-032.0-20180521	GW	5/21/2018	30	34	TT050718	1,1-DICHLOROETHENE	75-35-4	20	U	UG/L
LC34-DPT0621-032.0-20180521	GW	5/21/2018	30	34	TT050718	CIS-1,2-DICHLOROETHENE	156-59-2	1400	NULL	UG/L
LC34-DPT0621-032.0-20180521	GW	5/21/2018	30	34	TT050718	TRANS-1,2-DICHLOROETHENE	156-60-5	20	U	UG/L
LC34-DPT0615-078.0-20180518	GW	5/18/2018	76	80	TT050718	TRICHLOROETHENE	79-01-6	7800	NULL	UG/L
LC34-DPT0615-078.0-20180518	GW	5/18/2018	76	80	TT050718	VINYL CHLORIDE	75-01-4	100	U	UG/L
LC34-DPT0616-013.0-20180518	GW	5/18/2018	11	15	TT050718	1,1,2-TRICHLOROTRIFLUOROETHANE	76-13-1	1	U	UG/L
LC34-DPT0616-013.0-20180518	GW	5/18/2018	11	15	TT050718	1,1-DICHLOROETHENE	75-35-4	1	U	UG/L
LC34-DPT0616-013.0-20180518	GW	5/18/2018	11	15	TT050718	CIS-1,2-DICHLOROETHENE	156-59-2	44	NULL	UG/L
LC34-DPT0616-013.0-20180518	GW	5/18/2018	11	15	TT050718	TRANS-1,2-DICHLOROETHENE	156-60-5	1	U	UG/L
LC34-DPT0616-013.0-20180518	GW	5/18/2018	11	15	TT050718	TRICHLOROETHENE	79-01-6	1	U	UG/L
LC34-DPT0616-013.0-20180518	GW	5/18/2018	11	15	TT050718	VINYL CHLORIDE	75-01-4	15	NULL	UG/L
LC34-DPT0616-028.0-20180518	GW	5/18/2018	26	30	TT050718	1,1,2-TRICHLOROTRIFLUOROETHANE	76-13-1	290	U	UG/L
LC34-DPT0616-028.0-20180518	GW	5/18/2018	26	30	TT050718	1,1-DICHLOROETHENE	75-35-4	290	U	UG/L
LC34-DPT0616-028.0-20180518	GW	5/18/2018	26	30	TT050718	CIS-1,2-DICHLOROETHENE	156-59-2	26500	NULL	UG/L
LC34-DPT0616-028.0-20180518	GW	5/18/2018	26	30	TT050718	TRANS-1,2-DICHLOROETHENE	156-60-5	630	NULL	UG/L
LC34-DPT0616-028.0-20180518	GW	5/18/2018	26	30	TT050718	TRICHLOROETHENE	79-01-6	290	U	UG/L
LC34-DPT0616-028.0-20180518	GW	5/18/2018	26	30	TT050718	VINYL CHLORIDE	75-01-4	3700	NULL	UG/L
LC34-DPT0616-033.0-20180518	GW	5/18/2018	31	35	TT050718	1,1,2-TRICHLOROTRIFLUOROETHANE	76-13-1	290	U	UG/L
LC34-DPT0616-033.0-20180518	GW	5/18/2018	31	35	TT050718	1,1-DICHLOROETHENE	75-35-4	360	NULL	UG/L
LC34-DPT0616-033.0-20180518	GW	5/18/2018	31	35	TT050718	CIS-1,2-DICHLOROETHENE	156-59-2	205000	J	UG/L
LC34-DPT0616-033.0-20180518	GW	5/18/2018	31	35	TT050718	TRANS-1,2-DICHLOROETHENE	156-60-5	3400	NULL	UG/L
LC34-DPT0616-033.0-20180518	GW	5/18/2018	31	35	TT050718	TRICHLOROETHENE	79-01-6	290	U	UG/L
LC34-DPT0616-033.0-20180518	GW	5/18/2018	31	35	TT050718	VINYL CHLORIDE	75-01-4	14600	NULL	UG/L
LC34-DPT0616-068.0-20180518	GW	5/18/2018	66	70	TT050718	1,1,2-TRICHLOROTRIFLUOROETHANE	76-13-1	100	U	UG/L
LC34-DPT0616-068.0-20180518	GW	5/18/2018	66	70	TT050718	1,1-DICHLOROETHENE	75-35-4	100	U	UG/L
LC34-DPT0616-068.0-20180518	GW	5/18/2018	66	70	TT050718	CIS-1,2-DICHLOROETHENE	156-59-2	9300	NULL	UG/L
LC34-DPT0616-068.0-20180518	GW	5/18/2018	66	70	TT050718	TRANS-1,2-DICHLOROETHENE	156-60-5	100	U	UG/L
LC34-DPT0616-068.0-20180518	GW	5/18/2018	66	70	TT050718	TRICHLOROETHENE	79-01-6	100	U	UG/L
LC34-DPT0616-068.0-20180518	GW	5/18/2018	66	70	TT050718	VINYL CHLORIDE	75-01-4	620	NULL	UG/L
LC34-DPT0617-008.0-20180521	GW	5/21/2018	6	10	TT050718	1,1,2-TRICHLOROTRIFLUOROETHANE	76-13-1	1	U	UG/L
LC34-DPT0617-008.0-20180521	GW	5/21/2018	6	10	TT050718	1,1-DICHLOROETHENE	75-35-4	1	U	UG/L

Sample	Matrix	Sample Date	Top Depth	Bottom Depth	SDG	Parameter	CAS	Lab Result	Lab Qualifier	Units
LC34-DPT0617-008.0-20180521	GW	5/21/2018	6	10	TT050718	CIS-1,2-DICHLOROETHENE	156-59-2	1	U	UG/L
LC34-DPT0617-008.0-20180521	GW	5/21/2018	6	10	TT050718	TRANS-1,2-DICHLOROETHENE	156-60-5	1	U	UG/L
LC34-DPT0617-008.0-20180521	GW	5/21/2018	6	10	TT050718	TRICHLOROETHENE	79-01-6	1	U	UG/L
LC34-DPT0617-008.0-20180521	GW	5/21/2018	6	10	TT050718	VINYL CHLORIDE	75-01-4	1	U	UG/L
LC34-DPT0618-008.0-20180521	GW	5/21/2018	6	10	TT050718	1,1,2-TRICHLOROTRIFLUOROETHANE	76-13-1	1	U	UG/L
LC34-DPT0618-008.0-20180521	GW	5/21/2018	6	10	TT050718	1,1-DICHLOROETHENE	75-35-4	1	U	UG/L
LC34-DPT0618-008.0-20180521	GW	5/21/2018	6	10	TT050718	CIS-1,2-DICHLOROETHENE	156-59-2	1	U	UG/L
LC34-DPT0618-008.0-20180521	GW	5/21/2018	6	10	TT050718	TRANS-1,2-DICHLOROETHENE	156-60-5	1	U	UG/L
LC34-DPT0618-008.0-20180521	GW	5/21/2018	6	10	TT050718	TRICHLOROETHENE	79-01-6	1	U	UG/L
LC34-DPT0618-008.0-20180521	GW	5/21/2018	6	10	TT050718	VINYL CHLORIDE	75-01-4	1	U	UG/L
LC34-DPT0618-013.0-20180521	GW	5/21/2018	11	15	TT050718	1,1,2-TRICHLOROTRIFLUOROETHANE	76-13-1	1	U	UG/L
LC34-DPT0618-013.0-20180521	GW	5/21/2018	11	15	TT050718	1,1-DICHLOROETHENE	75-35-4	1	U	UG/L
LC34-DPT0618-013.0-20180521	GW	5/21/2018	11	15	TT050718	CIS-1,2-DICHLOROETHENE	156-59-2	2	NULL	UG/L
LC34-DPT0618-013.0-20180521	GW	5/21/2018	11	15	TT050718	TRANS-1,2-DICHLOROETHENE	156-60-5	1	U	UG/L
LC34-DPT0618-013.0-20180521	GW	5/21/2018	11	15	TT050718	TRICHLOROETHENE	79-01-6	1	U	UG/L
LC34-DPT0618-013.0-20180521	GW	5/21/2018	11	15	TT050718	VINYL CHLORIDE	75-01-4	9	NULL	UG/L
LC34-DPT0618-018.0-20180521	GW	5/21/2018	16	20	TT050718	1,1,2-TRICHLOROTRIFLUOROETHANE	76-13-1	10	U	UG/L
LC34-DPT0618-018.0-20180521	GW	5/21/2018	16	20	TT050718	1,1-DICHLOROETHENE	75-35-4	10	U	UG/L
LC34-DPT0618-018.0-20180521	GW	5/21/2018	16	20	TT050718	CIS-1,2-DICHLOROETHENE	156-59-2	1200	NULL	UG/L
LC34-DPT0618-018.0-20180521	GW	5/21/2018	16	20	TT050718	TRANS-1,2-DICHLOROETHENE	156-60-5	10	U	UG/L
LC34-DPT0618-018.0-20180521	GW	5/21/2018	16	20	TT050718	TRICHLOROETHENE	79-01-6	10	U	UG/L
LC34-DPT0618-018.0-20180521	GW	5/21/2018	16	20	TT050718	VINYL CHLORIDE	75-01-4	760	NULL	UG/L
LC34-DPT0618-025.0-20180521	GW	5/21/2018	23	27	TT050718	1,1,2-TRICHLOROTRIFLUOROETHANE	76-13-1	10	U	UG/L
LC34-DPT0618-025.0-20180521	GW	5/21/2018	23	27	TT050718	1,1-DICHLOROETHENE	75-35-4	10	U	UG/L
LC34-DPT0621-032.0-20180521	GW	5/21/2018	30	34	TT050718	TRICHLOROETHENE	79-01-6	20	U	UG/L
LC34-DPT0621-032.0-20180521	GW	5/21/2018	30	34	TT050718	VINYL CHLORIDE	75-01-4	130	NULL	UG/L
LC34-DPT0622-013.0-20180522	GW	5/22/2018	11	15	TT050718	1,1,2-TRICHLOROTRIFLUOROETHANE	76-13-1	1	U	UG/L
LC34-DPT0622-013.0-20180522	GW	5/22/2018	11	15	TT050718	1,1-DICHLOROETHENE	75-35-4	1	U	UG/L
LC34-DPT0622-013.0-20180522	GW	5/22/2018	11	15	TT050718	CIS-1,2-DICHLOROETHENE	156-59-2	3	NULL	UG/L
LC34-DPT0622-013.0-20180522	GW	5/22/2018	11	15	TT050718	TRANS-1,2-DICHLOROETHENE	156-60-5	1	U	UG/L
LC34-DPT0622-013.0-20180522	GW	5/22/2018	11	15	TT050718	TRICHLOROETHENE	79-01-6	1	U	UG/L
LC34-DPT0622-013.0-20180522	GW	5/22/2018	11	15	TT050718	VINYL CHLORIDE	75-01-4	18	NULL	UG/L
LC34-DPT0624-008.0-20180522	GW	5/22/2018	6	10	TT050718	1,1,2-TRICHLOROTRIFLUOROETHANE	76-13-1	1	U	UG/L
LC34-DPT0624-008.0-20180522	GW	5/22/2018	6	10	TT050718	1,1-DICHLOROETHENE	75-35-4	1	U	UG/L
LC34-DPT0624-008.0-20180522	GW	5/22/2018	6	10	TT050718	CIS-1,2-DICHLOROETHENE	156-59-2	1	U	UG/L
LC34-DPT0624-008.0-20180522	GW	5/22/2018	6	10	TT050718	TRANS-1,2-DICHLOROETHENE	156-60-5	1	U	UG/L
LC34-DPT0624-008.0-20180522	GW	5/22/2018	6	10	TT050718	TRICHLOROETHENE	79-01-6	1	U	UG/L
LC34-DPT0624-008.0-20180522	GW	5/22/2018	6	10	TT050718	VINYL CHLORIDE	75-01-4	1	U	UG/L
LC34-DPT0625-018.0-20180522	GW	5/22/2018	16	20	TT050718	1,1,2-TRICHLOROTRIFLUOROETHANE	76-13-1	3	U	UG/L
LC34-DPT0625-018.0-20180522	GW	5/22/2018	16	20	TT050718	1,1-DICHLOROETHENE	75-35-4	3	U	UG/L

Sample	Matrix	Sample Date	Top Depth	Bottom Depth	SDG	Parameter	CAS	Lab Result	Lab Qualifier	Units
LC34-DPT0625-018.0-20180522	GW	5/22/2018	16	20	TT050718	CIS-1,2-DICHLOROETHENE	156-59-2	450	NULL	UG/L
LC34-DPT0625-018.0-20180522	GW	5/22/2018	16	20	TT050718	TRANS-1,2-DICHLOROETHENE	156-60-5	3	U	UG/L
LC34-DPT0625-018.0-20180522	GW	5/22/2018	16	20	TT050718	TRICHLOROETHENE	79-01-6	3	U	UG/L
LC34-DPT0625-018.0-20180522	GW	5/22/2018	16	20	TT050718	VINYL CHLORIDE	75-01-4	380	NULL	UG/L
LC34-DPT0626-008.0-20180522	GW	5/22/2018	6	10	TT050718	1,1,2-TRICHLOROTRIFLUOROETHANE	76-13-1	1	U	UG/L
LC34-DPT0626-008.0-20180522	GW	5/22/2018	6	10	TT050718	1,1-DICHLOROETHENE	75-35-4	1	U	UG/L
LC34-DPT0626-008.0-20180522	GW	5/22/2018	6	10	TT050718	CIS-1,2-DICHLOROETHENE	156-59-2	15	NULL	UG/L
LC34-DPT0626-008.0-20180522	GW	5/22/2018	6	10	TT050718	TRANS-1,2-DICHLOROETHENE	156-60-5	1	U	UG/L
LC34-DPT0626-008.0-20180522	GW	5/22/2018	6	10	TT050718	TRICHLOROETHENE	79-01-6	1	U	UG/L
LC34-DPT0626-008.0-20180522	GW	5/22/2018	6	10	TT050718	VINYL CHLORIDE	75-01-4	10	NULL	UG/L
LC34-DPT0626-013.0-20180522	GW	5/22/2018	11	15	TT050718	1,1,2-TRICHLOROTRIFLUOROETHANE	76-13-1	1	U	UG/L
LC34-DPT0626-013.0-20180522	GW	5/22/2018	11	15	TT050718	1,1-DICHLOROETHENE	75-35-4	1	U	UG/L
LC34-DPT0626-013.0-20180522	GW	5/22/2018	11	15	TT050718	CIS-1,2-DICHLOROETHENE	156-59-2	33	NULL	UG/L
LC34-DPT0626-013.0-20180522	GW	5/22/2018	11	15	TT050718	TRANS-1,2-DICHLOROETHENE	156-60-5	1	U	UG/L
LC34-DPT0626-013.0-20180522	GW	5/22/2018	11	15	TT050718	TRICHLOROETHENE	79-01-6	1	U	UG/L
LC34-DPT0626-013.0-20180522	GW	5/22/2018	11	15	TT050718	VINYL CHLORIDE	75-01-4	22	NULL	UG/L
LC34-DPT0626-018.0-20180522	GW	5/22/2018	16	20	TT050718	1,1,2-TRICHLOROTRIFLUOROETHANE	76-13-1	10	U	UG/L
LC34-DPT0626-018.0-20180522	GW	5/22/2018	16	20	TT050718	1,1-DICHLOROETHENE	75-35-4	10	U	UG/L
LC34-DPT0626-018.0-20180522	GW	5/22/2018	16	20	TT050718	CIS-1,2-DICHLOROETHENE	156-59-2	2600	NULL	UG/L
LC34-DPT0626-018.0-20180522	GW	5/22/2018	16	20	TT050718	TRANS-1,2-DICHLOROETHENE	156-60-5	10	U	UG/L
LC34-DPT0626-018.0-20180522	GW	5/22/2018	16	20	TT050718	TRICHLOROETHENE	79-01-6	10	U	UG/L
LC34-DPT0626-018.0-20180522	GW	5/22/2018	16	20	TT050718	VINYL CHLORIDE	75-01-4	500	NULL	UG/L
LC34-DPT0627-018.0-20180522	GW	5/22/2018	16	20	TT050718	1,1,2-TRICHLOROTRIFLUOROETHANE	76-13-1	10	U	UG/L
LC34-DPT0627-018.0-20180522	GW	5/22/2018	16	20	TT050718	1,1-DICHLOROETHENE	75-35-4	10	U	UG/L
LC34-DPT0627-018.0-20180522	GW	5/22/2018	16	20	TT050718	CIS-1,2-DICHLOROETHENE	156-59-2	2100	NULL	UG/L
LC34-DPT0627-018.0-20180522	GW	5/22/2018	16	20	TT050718	TRANS-1,2-DICHLOROETHENE	156-60-5	10	U	UG/L
LC34-DPT0627-018.0-20180522	GW	5/22/2018	16	20	TT050718	TRICHLOROETHENE	79-01-6	10	U	UG/L
LC34-DPT0627-018.0-20180522	GW	5/22/2018	16	20	TT050718	VINYL CHLORIDE	75-01-4	780	NULL	UG/L
LC34-DPT0627-025.0-20180523	GW	5/23/2018	23	27	TT050718	1,1,2-TRICHLOROTRIFLUOROETHANE	76-13-1	3	U	UG/L
LC34-DPT0627-025.0-20180523	GW	5/23/2018	23	27	TT050718	1,1-DICHLOROETHENE	75-35-4	3	U	UG/L
LC34-DPT0627-025.0-20180523	GW	5/23/2018	23	27	TT050718	CIS-1,2-DICHLOROETHENE	156-59-2	1300	NULL	UG/L
LC34-DPT0627-025.0-20180523	GW	5/23/2018	23	27	TT050718	TRANS-1,2-DICHLOROETHENE	156-60-5	15	NULL	UG/L
LC34-DPT0627-025.0-20180523	GW	5/23/2018	23	27	TT050718	TRICHLOROETHENE	79-01-6	3	U	UG/L
LC34-DPT0627-025.0-20180523	GW	5/23/2018	23	27	TT050718	VINYL CHLORIDE	75-01-4	36	NULL	UG/L
LC34-DPT0627-032.0-20180523	GW	5/23/2018	30	34	TT050718	1,1,2-TRICHLOROTRIFLUOROETHANE	76-13-1	1	U	UG/L
LC34-DPT0627-032.0-20180523	GW	5/23/2018	30	34	TT050718	1,1-DICHLOROETHENE	75-35-4	1	U	UG/L
LC34-DPT0618-025.0-20180521	GW	5/21/2018	23	27	TT050718	CIS-1,2-DICHLOROETHENE	156-59-2	1100	NULL	UG/L
LC34-DPT0618-025.0-20180521	GW	5/21/2018	23	27	TT050718	TRANS-1,2-DICHLOROETHENE	156-60-5	24	NULL	UG/L
LC34-DPT0618-025.0-20180521	GW	5/21/2018	23	27	TT050718	TRICHLOROETHENE	79-01-6	10	U	UG/L
LC34-DPT0618-025.0-20180521	GW	5/21/2018	23	27	TT050718	VINYL CHLORIDE	75-01-4	250	NULL	UG/L

Sample	Matrix	Sample Date	Top Depth	Bottom Depth	SDG	Parameter	CAS	Lab Result	Lab Qualifier	Units
LC34-DPT0618-032.0-20180521	GW	5/21/2018	30	34	TT050718	1,1,2-TRICHLOROTRIFLUOROETHANE	76-13-1	1	U	UG/L
LC34-DPT0618-032.0-20180521	GW	5/21/2018	30	34	TT050718	1,1-DICHLOROETHENE	75-35-4	1	U	UG/L
LC34-DPT0618-032.0-20180521	GW	5/21/2018	30	34	TT050718	CIS-1,2-DICHLOROETHENE	156-59-2	1	U	UG/L
LC34-DPT0618-032.0-20180521	GW	5/21/2018	30	34	TT050718	TRANS-1,2-DICHLOROETHENE	156-60-5	1	U	UG/L
LC34-DPT0618-032.0-20180521	GW	5/21/2018	30	34	TT050718	TRICHLOROETHENE	79-01-6	1	U	UG/L
LC34-DPT0618-032.0-20180521	GW	5/21/2018	30	34	TT050718	VINYL CHLORIDE	75-01-4	1	U	UG/L
LC34-DPT0619-018.0-20180521	GW	5/21/2018	16	20	TT050718	1,1,2-TRICHLOROTRIFLUOROETHANE	76-13-1	5	U	UG/L
LC34-DPT0619-018.0-20180521	GW	5/21/2018	16	20	TT050718	1,1-DICHLOROETHENE	75-35-4	5	U	UG/L
LC34-DPT0619-018.0-20180521	GW	5/21/2018	16	20	TT050718	CIS-1,2-DICHLOROETHENE	156-59-2	890	NULL	UG/L
LC34-DPT0619-018.0-20180521	GW	5/21/2018	16	20	TT050718	TRANS-1,2-DICHLOROETHENE	156-60-5	5	U	UG/L
LC34-DPT0619-018.0-20180521	GW	5/21/2018	16	20	TT050718	TRICHLOROETHENE	79-01-6	5	U	UG/L
LC34-DPT0619-018.0-20180521	GW	5/21/2018	16	20	TT050718	VINYL CHLORIDE	75-01-4	460	NULL	UG/L
LC34-DPT0619-032.0-20180521	GW	5/21/2018	30	34	TT050718	1,1,2-TRICHLOROTRIFLUOROETHANE	76-13-1	1	U	UG/L
LC34-DPT0619-032.0-20180521	GW	5/21/2018	30	34	TT050718	1,1-DICHLOROETHENE	75-35-4	1	U	UG/L
LC34-DPT0619-032.0-20180521	GW	5/21/2018	30	34	TT050718	CIS-1,2-DICHLOROETHENE	156-59-2	320	NULL	UG/L
LC34-DPT0619-032.0-20180521	GW	5/21/2018	30	34	TT050718	TRANS-1,2-DICHLOROETHENE	156-60-5	1	U	UG/L
LC34-DPT0619-032.0-20180521	GW	5/21/2018	30	34	TT050718	TRICHLOROETHENE	79-01-6	1	U	UG/L
LC34-DPT0619-032.0-20180521	GW	5/21/2018	30	34	TT050718	VINYL CHLORIDE	75-01-4	9	NULL	UG/L
LC34-DPT0621-018.0-20180521	GW	5/21/2018	16	20	TT050718	1,1,2-TRICHLOROTRIFLUOROETHANE	76-13-1	1	U	UG/L
LC34-DPT0621-018.0-20180521	GW	5/21/2018	16	20	TT050718	1,1-DICHLOROETHENE	75-35-4	1	U	UG/L
LC34-DPT0621-018.0-20180521	GW	5/21/2018	16	20	TT050718	CIS-1,2-DICHLOROETHENE	156-59-2	1	U	UG/L
LC34-DPT0621-018.0-20180521	GW	5/21/2018	16	20	TT050718	TRANS-1,2-DICHLOROETHENE	156-60-5	1	U	UG/L
LC34-DPT0621-018.0-20180521	GW	5/21/2018	16	20	TT050718	TRICHLOROETHENE	79-01-6	1	U	UG/L
LC34-DPT0621-018.0-20180521	GW	5/21/2018	16	20	TT050718	VINYL CHLORIDE	75-01-4	1	U	UG/L
LC34-DPT0622-008.0-20180522	GW	5/22/2018	6	10	TT050718	1,1,2-TRICHLOROTRIFLUOROETHANE	76-13-1	1	U	UG/L
LC34-DPT0622-008.0-20180522	GW	5/22/2018	6	10	TT050718	1,1-DICHLOROETHENE	75-35-4	1	U	UG/L
LC34-DPT0622-008.0-20180522	GW	5/22/2018	6	10	TT050718	CIS-1,2-DICHLOROETHENE	156-59-2	1	U	UG/L
LC34-DPT0622-008.0-20180522	GW	5/22/2018	6	10	TT050718	TRANS-1,2-DICHLOROETHENE	156-60-5	1	U	UG/L
LC34-DPT0622-008.0-20180522	GW	5/22/2018	6	10	TT050718	TRICHLOROETHENE	79-01-6	1	U	UG/L
LC34-DPT0622-008.0-20180522	GW	5/22/2018	6	10	TT050718	VINYL CHLORIDE	75-01-4	1	U	UG/L
LC34-DPT0622-018.0-20180522	GW	5/22/2018	16	20	TT050718	1,1,2-TRICHLOROTRIFLUOROETHANE	76-13-1	2	U	UG/L
LC34-DPT0622-018.0-20180522	GW	5/22/2018	16	20	TT050718	1,1-DICHLOROETHENE	75-35-4	2	U	UG/L
LC34-DPT0622-018.0-20180522	GW	5/22/2018	16	20	TT050718	CIS-1,2-DICHLOROETHENE	156-59-2	120	NULL	UG/L
LC34-DPT0622-018.0-20180522	GW	5/22/2018	16	20	TT050718	TRANS-1,2-DICHLOROETHENE	156-60-5	2	U	UG/L
LC34-DPT0622-018.0-20180522	GW	5/22/2018	16	20	TT050718	TRICHLOROETHENE	79-01-6	2	U	UG/L
LC34-DPT0622-018.0-20180522	GW	5/22/2018	16	20	TT050718	VINYL CHLORIDE	75-01-4	200	NULL	UG/L
LC34-DPT0622-025.0-20180522	GW	5/22/2018	23	27	TT050718	1,1,2-TRICHLOROTRIFLUOROETHANE	76-13-1	10	U	UG/L
LC34-DPT0622-025.0-20180522	GW	5/22/2018	23	27	TT050718	1,1-DICHLOROETHENE	75-35-4	10	U	UG/L
LC34-DPT0622-025.0-20180522	GW	5/22/2018	23	27	TT050718	CIS-1,2-DICHLOROETHENE	156-59-2	2000	NULL	UG/L
LC34-DPT0622-025.0-20180522	GW	5/22/2018	23	27	TT050718	TRANS-1,2-DICHLOROETHENE	156-60-5	10	U	UG/L

Sample	Matrix	Sample Date	Top Depth	Bottom Depth	SDG	Parameter	CAS	Lab Result	Lab Qualifier	Units
LC34-DPT0622-025.0-20180522	GW	5/22/2018	23	27	TT050718	TRICHLOROETHENE	79-01-6	10	U	UG/L
LC34-DPT0622-025.0-20180522	GW	5/22/2018	23	27	TT050718	VINYL CHLORIDE	75-01-4	370	NULL	UG/L
LC34-DPT0622-032.0-20180522	GW	5/22/2018	30	34	TT050718	1,1,2-TRICHLOROTRIFLUOROETHANE	76-13-1	1	U	UG/L
LC34-DPT0622-032.0-20180522	GW	5/22/2018	30	34	TT050718	1,1-DICHLOROETHENE	75-35-4	1	U	UG/L
LC34-DPT0622-032.0-20180522	GW	5/22/2018	30	34	TT050718	CIS-1,2-DICHLOROETHENE	156-59-2	200	NULL	UG/L
LC34-DPT0622-032.0-20180522	GW	5/22/2018	30	34	TT050718	TRANS-1,2-DICHLOROETHENE	156-60-5	1	U	UG/L
LC34-DPT0622-032.0-20180522	GW	5/22/2018	30	34	TT050718	TRICHLOROETHENE	79-01-6	1	U	UG/L
LC34-DPT0622-032.0-20180522	GW	5/22/2018	30	34	TT050718	VINYL CHLORIDE	75-01-4	6	NULL	UG/L
LC34-DPT0623-008.0-20180522	GW	5/22/2018	6	10	TT050718	1,1,2-TRICHLOROTRIFLUOROETHANE	76-13-1	1	U	UG/L
LC34-DPT0623-008.0-20180522	GW	5/22/2018	6	10	TT050718	1,1-DICHLOROETHENE	75-35-4	1	U	UG/L
LC34-DPT0623-008.0-20180522	GW	5/22/2018	6	10	TT050718	CIS-1,2-DICHLOROETHENE	156-59-2	1	U	UG/L
LC34-DPT0623-008.0-20180522	GW	5/22/2018	6	10	TT050718	TRANS-1,2-DICHLOROETHENE	156-60-5	1	U	UG/L
LC34-DPT0623-008.0-20180522	GW	5/22/2018	6	10	TT050718	TRICHLOROETHENE	79-01-6	1	U	UG/L
LC34-DPT0623-008.0-20180522	GW	5/22/2018	6	10	TT050718	VINYL CHLORIDE	75-01-4	1	U	UG/L
LC34-DPT0624-025.0-20180522	GW	5/22/2018	23	27	TT050718	1,1,2-TRICHLOROTRIFLUOROETHANE	76-13-1	3	U	UG/L
LC34-DPT0624-025.0-20180522	GW	5/22/2018	23	27	TT050718	1,1-DICHLOROETHENE	75-35-4	3	U	UG/L
LC34-DPT0624-025.0-20180522	GW	5/22/2018	23	27	TT050718	CIS-1,2-DICHLOROETHENE	156-59-2	300	NULL	UG/L
LC34-DPT0624-025.0-20180522	GW	5/22/2018	23	27	TT050718	TRANS-1,2-DICHLOROETHENE	156-60-5	3	U	UG/L
LC34-DPT0624-025.0-20180522	GW	5/22/2018	23	27	TT050718	TRICHLOROETHENE	79-01-6	3	U	UG/L
LC34-DPT0624-025.0-20180522	GW	5/22/2018	23	27	TT050718	VINYL CHLORIDE	75-01-4	12	NULL	UG/L
LC34-DPT0625-008.0-20180522	GW	5/22/2018	6	10	TT050718	1,1,2-TRICHLOROTRIFLUOROETHANE	76-13-1	1	U	UG/L
LC34-DPT0625-008.0-20180522	GW	5/22/2018	6	10	TT050718	1,1-DICHLOROETHENE	75-35-4	1	U	UG/L
LC34-DPT0625-008.0-20180522	GW	5/22/2018	6	10	TT050718	CIS-1,2-DICHLOROETHENE	156-59-2	12	NULL	UG/L
LC34-DPT0625-008.0-20180522	GW	5/22/2018	6	10	TT050718	TRANS-1,2-DICHLOROETHENE	156-60-5	1	U	UG/L
LC34-DPT0625-008.0-20180522	GW	5/22/2018	6	10	TT050718	TRICHLOROETHENE	79-01-6	1	U	UG/L
LC34-DPT0625-008.0-20180522	GW	5/22/2018	6	10	TT050718	VINYL CHLORIDE	75-01-4	4	NULL	UG/L
LC34-DPT0625-032.0-20180522	GW	5/22/2018	30	34	TT050718	1,1,2-TRICHLOROTRIFLUOROETHANE	76-13-1	1	U	UG/L
LC34-DPT0625-032.0-20180522	GW	5/22/2018	30	34	TT050718	1,1-DICHLOROETHENE	75-35-4	1	U	UG/L
LC34-DPT0625-032.0-20180522	GW	5/22/2018	30	34	TT050718	CIS-1,2-DICHLOROETHENE	156-59-2	1	U	UG/L
LC34-DPT0625-032.0-20180522	GW	5/22/2018	30	34	TT050718	TRANS-1,2-DICHLOROETHENE	156-60-5	1	U	UG/L
LC34-DPT0625-032.0-20180522	GW	5/22/2018	30	34	TT050718	TRICHLOROETHENE	79-01-6	1	U	UG/L
LC34-DPT0625-032.0-20180522	GW	5/22/2018	30	34	TT050718	VINYL CHLORIDE	75-01-4	1	U	UG/L
LC34-DPT0627-008.0-20180522	GW	5/22/2018	6	10	TT050718	1,1,2-TRICHLOROTRIFLUOROETHANE	76-13-1	1	U	UG/L
LC34-DPT0627-008.0-20180522	GW	5/22/2018	6	10	TT050718	1,1-DICHLOROETHENE	75-35-4	1	U	UG/L
LC34-DPT0627-008.0-20180522	GW	5/22/2018	6	10	TT050718	CIS-1,2-DICHLOROETHENE	156-59-2	1	U	UG/L
LC34-DPT0627-008.0-20180522	GW	5/22/2018	6	10	TT050718	TRANS-1,2-DICHLOROETHENE	156-60-5	1	U	UG/L
LC34-DPT0627-008.0-20180522	GW	5/22/2018	6	10	TT050718	TRICHLOROETHENE	79-01-6	1	U	UG/L
LC34-DPT0627-008.0-20180522	GW	5/22/2018	6	10	TT050718	VINYL CHLORIDE	75-01-4	1	U	UG/L
LC34-DPT0627-013.0-20180522	GW	5/22/2018	11	15	TT050718	1,1,2-TRICHLOROTRIFLUOROETHANE	76-13-1	1	U	UG/L
LC34-DPT0627-013.0-20180522	GW	5/22/2018	11	15	TT050718	1,1-DICHLOROETHENE	75-35-4	1	U	UG/L

Sample	Matrix	Sample Date	Top Depth	Bottom Depth	SDG	Parameter	CAS	Lab Result	Lab Qualifier	Units
LC34-DPT0627-013.0-20180522	GW	5/22/2018	11	15	TT050718	CIS-1,2-DICHLOROETHENE	156-59-2	24	NULL	UG/L
LC34-DPT0627-013.0-20180522	GW	5/22/2018	11	15	TT050718	TRANS-1,2-DICHLOROETHENE	156-60-5	1	U	UG/L
LC34-DPT0627-013.0-20180522	GW	5/22/2018	11	15	TT050718	TRICHLOROETHENE	79-01-6	1	U	UG/L
LC34-DPT0627-013.0-20180522	GW	5/22/2018	11	15	TT050718	VINYL CHLORIDE	75-01-4	54	NULL	UG/L
LC34-DPT0628-008.0-20180523	GW	5/23/2018	6	10	TT050718	1,1,2-TRICHLOROTRIFLUOROETHANE	76-13-1	1	U	UG/L
LC34-DPT0628-008.0-20180523	GW	5/23/2018	6	10	TT050718	1,1-DICHLOROETHENE	75-35-4	1	U	UG/L
LC34-DPT0628-008.0-20180523	GW	5/23/2018	6	10	TT050718	CIS-1,2-DICHLOROETHENE	156-59-2	33	NULL	UG/L
LC34-DPT0628-008.0-20180523	GW	5/23/2018	6	10	TT050718	TRANS-1,2-DICHLOROETHENE	156-60-5	1	U	UG/L
LC34-DPT0628-008.0-20180523	GW	5/23/2018	6	10	TT050718	TRICHLOROETHENE	79-01-6	1	U	UG/L
LC34-DPT0628-008.0-20180523	GW	5/23/2018	6	10	TT050718	VINYL CHLORIDE	75-01-4	5	NULL	UG/L
LC34-DPT0628-018.0-20180523	GW	5/23/2018	16	20	TT050718	1,1,2-TRICHLOROTRIFLUOROETHANE	76-13-1	3	U	UG/L
LC34-DPT0628-018.0-20180523	GW	5/23/2018	16	20	TT050718	1,1-DICHLOROETHENE	75-35-4	3	U	UG/L
LC34-DPT0628-018.0-20180523	GW	5/23/2018	16	20	TT050718	CIS-1,2-DICHLOROETHENE	156-59-2	420	NULL	UG/L
LC34-DPT0628-018.0-20180523	GW	5/23/2018	16	20	TT050718	TRANS-1,2-DICHLOROETHENE	156-60-5	3	U	UG/L
LC34-DPT0628-018.0-20180523	GW	5/23/2018	16	20	TT050718	TRICHLOROETHENE	79-01-6	3	U	UG/L
LC34-DPT0628-018.0-20180523	GW	5/23/2018	16	20	TT050718	VINYL CHLORIDE	75-01-4	310	NULL	UG/L
LC34-DPT0630-018.0-20180523	GW	5/23/2018	16	20	TT050718	1,1,2-TRICHLOROTRIFLUOROETHANE	76-13-1	1	U	UG/L
LC34-DPT0630-018.0-20180523	GW	5/23/2018	16	20	TT050718	1,1-DICHLOROETHENE	75-35-4	1	U	UG/L
LC34-DPT0630-018.0-20180523	GW	5/23/2018	16	20	TT050718	CIS-1,2-DICHLOROETHENE	156-59-2	17	NULL	UG/L
LC34-DPT0630-018.0-20180523	GW	5/23/2018	16	20	TT050718	TRANS-1,2-DICHLOROETHENE	156-60-5	1	U	UG/L
LC34-DPT0627-032.0-20180523	GW	5/23/2018	30	34	TT050718	CIS-1,2-DICHLOROETHENE	156-59-2	1	U	UG/L
LC34-DPT0627-032.0-20180523	GW	5/23/2018	30	34	TT050718	TRANS-1,2-DICHLOROETHENE	156-60-5	1	U	UG/L
LC34-DPT0627-032.0-20180523	GW	5/23/2018	30	34	TT050718	TRICHLOROETHENE	79-01-6	1	U	UG/L
LC34-DPT0627-032.0-20180523	GW	5/23/2018	30	34	TT050718	VINYL CHLORIDE	75-01-4	1	U	UG/L
LC34-DPT0628-013.0-20180523	GW	5/23/2018	11	15	TT050718	1,1,2-TRICHLOROTRIFLUOROETHANE	76-13-1	1	U	UG/L
LC34-DPT0628-013.0-20180523	GW	5/23/2018	11	15	TT050718	1,1-DICHLOROETHENE	75-35-4	1	U	UG/L
LC34-DPT0628-013.0-20180523	GW	5/23/2018	11	15	TT050718	CIS-1,2-DICHLOROETHENE	156-59-2	30	NULL	UG/L
LC34-DPT0628-013.0-20180523	GW	5/23/2018	11	15	TT050718	TRANS-1,2-DICHLOROETHENE	156-60-5	1	U	UG/L
LC34-DPT0628-013.0-20180523	GW	5/23/2018	11	15	TT050718	TRICHLOROETHENE	79-01-6	1	U	UG/L
LC34-DPT0628-013.0-20180523	GW	5/23/2018	11	15	TT050718	VINYL CHLORIDE	75-01-4	100	NULL	UG/L
LC34-DPT0628-025.0-20180523	GW	5/23/2018	23	27	TT050718	1,1,2-TRICHLOROTRIFLUOROETHANE	76-13-1	3	U	UG/L
LC34-DPT0628-025.0-20180523	GW	5/23/2018	23	27	TT050718	1,1-DICHLOROETHENE	75-35-4	3	U	UG/L
LC34-DPT0628-025.0-20180523	GW	5/23/2018	23	27	TT050718	CIS-1,2-DICHLOROETHENE	156-59-2	400	NULL	UG/L
LC34-DPT0628-025.0-20180523	GW	5/23/2018	23	27	TT050718	TRANS-1,2-DICHLOROETHENE	156-60-5	8	NULL	UG/L
LC34-DPT0628-025.0-20180523	GW	5/23/2018	23	27	TT050718	TRICHLOROETHENE	79-01-6	3	U	UG/L
LC34-DPT0628-025.0-20180523	GW	5/23/2018	23	27	TT050718	VINYL CHLORIDE	75-01-4	180	NULL	UG/L
LC34-DPT0628-032.0-20180523	GW	5/23/2018	30	34	TT050718	1,1,2-TRICHLOROTRIFLUOROETHANE	76-13-1	1	U	UG/L
LC34-DPT0628-032.0-20180523	GW	5/23/2018	30	34	TT050718	1,1-DICHLOROETHENE	75-35-4	1	U	UG/L
LC34-DPT0628-032.0-20180523	GW	5/23/2018	30	34	TT050718	CIS-1,2-DICHLOROETHENE	156-59-2	1	U	UG/L
LC34-DPT0628-032.0-20180523	GW	5/23/2018	30	34	TT050718	TRANS-1,2-DICHLOROETHENE	156-60-5	1	U	UG/L

Sample	Matrix	Sample Date	Top Depth	Bottom Depth	SDG	Parameter	CAS	Lab Result	Lab Qualifier	Units
LC34-DPT0628-032.0-20180523	GW	5/23/2018	30	34	TT050718	TRICHLOROETHENE	79-01-6	1	U	UG/L
LC34-DPT0628-032.0-20180523	GW	5/23/2018	30	34	TT050718	VINYL CHLORIDE	75-01-4	1	U	UG/L
LC34-DPT0629-008.0-20180523	GW	5/23/2018	6	10	TT050718	1,1,2-TRICHLOROTRIFLUOROETHANE	76-13-1	1	U	UG/L
LC34-DPT0629-008.0-20180523	GW	5/23/2018	6	10	TT050718	1,1-DICHLOROETHENE	75-35-4	1	U	UG/L
LC34-DPT0629-008.0-20180523	GW	5/23/2018	6	10	TT050718	CIS-1,2-DICHLOROETHENE	156-59-2	1	U	UG/L
LC34-DPT0629-008.0-20180523	GW	5/23/2018	6	10	TT050718	TRANS-1,2-DICHLOROETHENE	156-60-5	1	U	UG/L
LC34-DPT0629-008.0-20180523	GW	5/23/2018	6	10	TT050718	TRICHLOROETHENE	79-01-6	1	U	UG/L
LC34-DPT0629-008.0-20180523	GW	5/23/2018	6	10	TT050718	VINYL CHLORIDE	75-01-4	1	U	UG/L
LC34-DPT0631-008.0-20180523	GW	5/23/2018	6	10	TT050718	1,1,2-TRICHLOROTRIFLUOROETHANE	76-13-1	1	U	UG/L
LC34-DPT0631-008.0-20180523	GW	5/23/2018	6	10	TT050718	1,1-DICHLOROETHENE	75-35-4	1	U	UG/L
LC34-DPT0631-008.0-20180523	GW	5/23/2018	6	10	TT050718	CIS-1,2-DICHLOROETHENE	156-59-2	13	NULL	UG/L
LC34-DPT0631-008.0-20180523	GW	5/23/2018	6	10	TT050718	TRANS-1,2-DICHLOROETHENE	156-60-5	1	U	UG/L
LC34-DPT0631-008.0-20180523	GW	5/23/2018	6	10	TT050718	TRICHLOROETHENE	79-01-6	1	U	UG/L
LC34-DPT0631-008.0-20180523	GW	5/23/2018	6	10	TT050718	VINYL CHLORIDE	75-01-4	7	NULL	UG/L
LC34-DPT0634-008.0-20180524	GW	5/24/2018	6	10	TT050718	1,1,2-TRICHLOROTRIFLUOROETHANE	76-13-1	1	U	UG/L
LC34-DPT0634-008.0-20180524	GW	5/24/2018	6	10	TT050718	1,1-DICHLOROETHENE	75-35-4	1	U	UG/L
LC34-DPT0634-008.0-20180524	GW	5/24/2018	6	10	TT050718	CIS-1,2-DICHLOROETHENE	156-59-2	2	NULL	UG/L
LC34-DPT0634-008.0-20180524	GW	5/24/2018	6	10	TT050718	TRANS-1,2-DICHLOROETHENE	156-60-5	1	U	UG/L
LC34-DPT0634-008.0-20180524	GW	5/24/2018	6	10	TT050718	TRICHLOROETHENE	79-01-6	1	U	UG/L
LC34-DPT0634-008.0-20180524	GW	5/24/2018	6	10	TT050718	VINYL CHLORIDE	75-01-4	8	NULL	UG/L
LC34-DPT0634-018.0-20180524	GW	5/24/2018	16	20	TT050718	1,1,2-TRICHLOROTRIFLUOROETHANE	76-13-1	3	U	UG/L
LC34-DPT0634-018.0-20180524	GW	5/24/2018	16	20	TT050718	1,1-DICHLOROETHENE	75-35-4	3	U	UG/L
LC34-DPT0634-018.0-20180524	GW	5/24/2018	16	20	TT050718	CIS-1,2-DICHLOROETHENE	156-59-2	1500	NULL	UG/L
LC34-DPT0634-018.0-20180524	GW	5/24/2018	16	20	TT050718	TRANS-1,2-DICHLOROETHENE	156-60-5	3	U	UG/L
LC34-DPT0634-018.0-20180524	GW	5/24/2018	16	20	TT050718	TRICHLOROETHENE	79-01-6	3	U	UG/L
LC34-DPT0634-018.0-20180524	GW	5/24/2018	16	20	TT050718	VINYL CHLORIDE	75-01-4	810	NULL	UG/L
LC34-DPT0634-032.0-20180524	GW	5/24/2018	30	34	TT050718	1,1,2-TRICHLOROTRIFLUOROETHANE	76-13-1	1	U	UG/L
LC34-DPT0634-032.0-20180524	GW	5/24/2018	30	34	TT050718	1,1-DICHLOROETHENE	75-35-4	1	U	UG/L
LC34-DPT0634-032.0-20180524	GW	5/24/2018	30	34	TT050718	CIS-1,2-DICHLOROETHENE	156-59-2	1	U	UG/L
LC34-DPT0634-032.0-20180524	GW	5/24/2018	30	34	TT050718	TRANS-1,2-DICHLOROETHENE	156-60-5	1	U	UG/L
LC34-DPT0634-032.0-20180524	GW	5/24/2018	30	34	TT050718	TRICHLOROETHENE	79-01-6	1	U	UG/L
LC34-DPT0634-032.0-20180524	GW	5/24/2018	30	34	TT050718	VINYL CHLORIDE	75-01-4	1	U	UG/L
LC34-DPT0630-018.0-20180523	GW	5/23/2018	16	20	TT050718	TRICHLOROETHENE	79-01-6	1	U	UG/L
LC34-DPT0630-018.0-20180523	GW	5/23/2018	16	20	TT050718	VINYL CHLORIDE	75-01-4	51	NULL	UG/L
LC34-DPT0630-025.0-20180523	GW	5/23/2018	23	27	TT050718	1,1,2-TRICHLOROTRIFLUOROETHANE	76-13-1	20	U	UG/L
LC34-DPT0630-025.0-20180523	GW	5/23/2018	23	27	TT050718	1,1-DICHLOROETHENE	75-35-4	20	U	UG/L
LC34-DPT0630-025.0-20180523	GW	5/23/2018	23	27	TT050718	CIS-1,2-DICHLOROETHENE	156-59-2	3800	NULL	UG/L
LC34-DPT0630-025.0-20180523	GW	5/23/2018	23	27	TT050718	TRANS-1,2-DICHLOROETHENE	156-60-5	20	U	UG/L
LC34-DPT0630-025.0-20180523	GW	5/23/2018	23	27	TT050718	TRICHLOROETHENE	79-01-6	20	U	UG/L
LC34-DPT0630-025.0-20180523	GW	5/23/2018	23	27	TT050718	VINYL CHLORIDE	75-01-4	79	NULL	UG/L

Sample	Matrix	Sample Date	Top Depth	Bottom Depth	SDG	Parameter	CAS	Lab Result	Lab Qualifier	Units
LC34-DPT0630-032.0-20180523	GW	5/23/2018	30	34	TT050718	1,1,2-TRICHLOROTRIFLUOROETHANE	76-13-1	3	U	UG/L
LC34-DPT0630-032.0-20180523	GW	5/23/2018	30	34	TT050718	1,1-DICHLOROETHENE	75-35-4	3	U	UG/L
LC34-DPT0630-032.0-20180523	GW	5/23/2018	30	34	TT050718	CIS-1,2-DICHLOROETHENE	156-59-2	210	NULL	UG/L
LC34-DPT0630-032.0-20180523	GW	5/23/2018	30	34	TT050718	TRANS-1,2-DICHLOROETHENE	156-60-5	3	U	UG/L
LC34-DPT0630-032.0-20180523	GW	5/23/2018	30	34	TT050718	TRICHLOROETHENE	79-01-6	3	U	UG/L
LC34-DPT0630-032.0-20180523	GW	5/23/2018	30	34	TT050718	VINYL CHLORIDE	75-01-4	4	NULL	UG/L
LC34-DPT0631-025.0-20180523	GW	5/23/2018	23	27	TT050718	1,1,2-TRICHLOROTRIFLUOROETHANE	76-13-1	20	U	UG/L
LC34-DPT0631-025.0-20180523	GW	5/23/2018	23	27	TT050718	1,1-DICHLOROETHENE	75-35-4	20	U	UG/L
LC34-DPT0631-025.0-20180523	GW	5/23/2018	23	27	TT050718	CIS-1,2-DICHLOROETHENE	156-59-2	2700	NULL	UG/L
LC34-DPT0631-025.0-20180523	GW	5/23/2018	23	27	TT050718	TRANS-1,2-DICHLOROETHENE	156-60-5	20	U	UG/L
LC34-DPT0631-025.0-20180523	GW	5/23/2018	23	27	TT050718	TRICHLOROETHENE	79-01-6	20	U	UG/L
LC34-DPT0631-025.0-20180523	GW	5/23/2018	23	27	TT050718	VINYL CHLORIDE	75-01-4	26	NULL	UG/L
LC34-DPT0632-008.0-20180523	GW	5/23/2018	6	10	TT050718	1,1,2-TRICHLOROTRIFLUOROETHANE	76-13-1	1	U	UG/L
LC34-DPT0632-008.0-20180523	GW	5/23/2018	6	10	TT050718	1,1-DICHLOROETHENE	75-35-4	1	U	UG/L
LC34-DPT0632-008.0-20180523	GW	5/23/2018	6	10	TT050718	CIS-1,2-DICHLOROETHENE	156-59-2	1	U	UG/L
LC34-DPT0632-008.0-20180523	GW	5/23/2018	6	10	TT050718	TRANS-1,2-DICHLOROETHENE	156-60-5	1	U	UG/L
LC34-DPT0632-008.0-20180523	GW	5/23/2018	6	10	TT050718	TRICHLOROETHENE	79-01-6	1	U	UG/L
LC34-DPT0632-008.0-20180523	GW	5/23/2018	6	10	TT050718	VINYL CHLORIDE	75-01-4	1	U	UG/L
LC34-DPT0632-018.0-20180523	GW	5/23/2018	16	20	TT050718	1,1,2-TRICHLOROTRIFLUOROETHANE	76-13-1	3	U	UG/L
LC34-DPT0632-018.0-20180523	GW	5/23/2018	16	20	TT050718	1,1-DICHLOROETHENE	75-35-4	3	U	UG/L
LC34-DPT0632-018.0-20180523	GW	5/23/2018	16	20	TT050718	CIS-1,2-DICHLOROETHENE	156-59-2	390	NULL	UG/L
LC34-DPT0632-018.0-20180523	GW	5/23/2018	16	20	TT050718	TRANS-1,2-DICHLOROETHENE	156-60-5	3	U	UG/L
LC34-DPT0632-018.0-20180523	GW	5/23/2018	16	20	TT050718	TRICHLOROETHENE	79-01-6	3	U	UG/L
LC34-DPT0632-018.0-20180523	GW	5/23/2018	16	20	TT050718	VINYL CHLORIDE	75-01-4	85	NULL	UG/L
LC34-DPT0633-013.0-20180523	GW	5/23/2018	11	15	TT050718	1,1,2-TRICHLOROTRIFLUOROETHANE	76-13-1	1	U	UG/L
LC34-DPT0633-013.0-20180523	GW	5/23/2018	11	15	TT050718	1,1-DICHLOROETHENE	75-35-4	1	U	UG/L
LC34-DPT0633-013.0-20180523	GW	5/23/2018	11	15	TT050718	CIS-1,2-DICHLOROETHENE	156-59-2	330	NULL	UG/L
LC34-DPT0633-013.0-20180523	GW	5/23/2018	11	15	TT050718	TRANS-1,2-DICHLOROETHENE	156-60-5	1	U	UG/L
LC34-DPT0633-013.0-20180523	GW	5/23/2018	11	15	TT050718	TRICHLOROETHENE	79-01-6	1	U	UG/L
LC34-DPT0633-013.0-20180523	GW	5/23/2018	11	15	TT050718	VINYL CHLORIDE	75-01-4	260	NULL	UG/L
LC34-DPT0633-025.0-20180524	GW	5/24/2018	23	27	TT050718	1,1,2-TRICHLOROTRIFLUOROETHANE	76-13-1	1	U	UG/L
LC34-DPT0633-025.0-20180524	GW	5/24/2018	23	27	TT050718	1,1-DICHLOROETHENE	75-35-4	1	U	UG/L
LC34-DPT0633-025.0-20180524	GW	5/24/2018	23	27	TT050718	CIS-1,2-DICHLOROETHENE	156-59-2	360	NULL	UG/L
LC34-DPT0633-025.0-20180524	GW	5/24/2018	23	27	TT050718	TRANS-1,2-DICHLOROETHENE	156-60-5	1	U	UG/L
LC34-DPT0633-025.0-20180524	GW	5/24/2018	23	27	TT050718	TRICHLOROETHENE	79-01-6	1	U	UG/L
LC34-DPT0633-025.0-20180524	GW	5/24/2018	23	27	TT050718	VINYL CHLORIDE	75-01-4	8	NULL	UG/L
LC34-DPT0633-032.0-20180524	GW	5/24/2018	30	34	TT050718	1,1,2-TRICHLOROTRIFLUOROETHANE	76-13-1	1	U	UG/L
LC34-DPT0633-032.0-20180524	GW	5/24/2018	30	34	TT050718	1,1-DICHLOROETHENE	75-35-4	1	U	UG/L
LC34-DPT0633-032.0-20180524	GW	5/24/2018	30	34	TT050718	CIS-1,2-DICHLOROETHENE	156-59-2	1	NULL	UG/L
LC34-DPT0633-032.0-20180524	GW	5/24/2018	30	34	TT050718	TRANS-1,2-DICHLOROETHENE	156-60-5	1	U	UG/L

Sample	Matrix	Sample Date	Top Depth	Bottom Depth	SDG	Parameter	CAS	Lab Result	Lab Qualifier	Units
LC34-DPT0633-032.0-20180524	GW	5/24/2018	30	34	TT050718	TRICHLOROETHENE	79-01-6	1	U	UG/L
LC34-DPT0633-032.0-20180524	GW	5/24/2018	30	34	TT050718	VINYL CHLORIDE	75-01-4	1	U	UG/L
LC34-DPT0634-013.0-20180524	GW	5/24/2018	11	15	TT050718	1,1,2-TRICHLOROTRIFLUOROETHANE	76-13-1	1	U	UG/L
LC34-DPT0634-013.0-20180524	GW	5/24/2018	11	15	TT050718	1,1-DICHLOROETHENE	75-35-4	1	U	UG/L
LC34-DPT0635-032.0-20180524	GW	5/24/2018	30	34	TT050718	1,1,2-TRICHLOROTRIFLUOROETHANE	76-13-1	1	U	UG/L
LC34-DPT0635-032.0-20180524	GW	5/24/2018	30	34	TT050718	1,1-DICHLOROETHENE	75-35-4	1	U	UG/L
LC34-DPT0635-032.0-20180524	GW	5/24/2018	30	34	TT050718	CIS-1,2-DICHLOROETHENE	156-59-2	1	U	UG/L
LC34-DPT0635-032.0-20180524	GW	5/24/2018	30	34	TT050718	TRANS-1,2-DICHLOROETHENE	156-60-5	1	U	UG/L
LC34-DPT0635-032.0-20180524	GW	5/24/2018	30	34	TT050718	TRICHLOROETHENE	79-01-6	1	U	UG/L
LC34-DPT0635-032.0-20180524	GW	5/24/2018	30	34	TT050718	VINYL CHLORIDE	75-01-4	1	U	UG/L
LC34-DPT0636-025.0-20180524	GW	5/24/2018	23	27	TT050718	1,1,2-TRICHLOROTRIFLUOROETHANE	76-13-1	10	U	UG/L
LC34-DPT0636-025.0-20180524	GW	5/24/2018	23	27	TT050718	1,1-DICHLOROETHENE	75-35-4	10	U	UG/L
LC34-DPT0636-025.0-20180524	GW	5/24/2018	23	27	TT050718	CIS-1,2-DICHLOROETHENE	156-59-2	2100	NULL	UG/L
LC34-DPT0636-025.0-20180524	GW	5/24/2018	23	27	TT050718	TRANS-1,2-DICHLOROETHENE	156-60-5	10	U	UG/L
LC34-DPT0636-025.0-20180524	GW	5/24/2018	23	27	TT050718	TRICHLOROETHENE	79-01-6	10	U	UG/L
LC34-DPT0636-025.0-20180524	GW	5/24/2018	23	27	TT050718	VINYL CHLORIDE	75-01-4	95	NULL	UG/L
LC34-DPT0636-032.0-20180524	GW	5/24/2018	30	34	TT050718	1,1,2-TRICHLOROTRIFLUOROETHANE	76-13-1	1	U	UG/L
LC34-DPT0636-032.0-20180524	GW	5/24/2018	30	34	TT050718	1,1-DICHLOROETHENE	75-35-4	1	U	UG/L
LC34-DPT0636-032.0-20180524	GW	5/24/2018	30	34	TT050718	CIS-1,2-DICHLOROETHENE	156-59-2	13	NULL	UG/L
LC34-DPT0636-032.0-20180524	GW	5/24/2018	30	34	TT050718	TRANS-1,2-DICHLOROETHENE	156-60-5	1	U	UG/L
LC34-DPT0636-032.0-20180524	GW	5/24/2018	30	34	TT050718	TRICHLOROETHENE	79-01-6	1	U	UG/L
LC34-DPT0636-032.0-20180524	GW	5/24/2018	30	34	TT050718	VINYL CHLORIDE	75-01-4	1	NULL	UG/L
LC34-DPT0637-025.0-20180524	GW	5/24/2018	23	27	TT050718	1,1,2-TRICHLOROTRIFLUOROETHANE	76-13-1	10	U	UG/L
LC34-DPT0637-025.0-20180524	GW	5/24/2018	23	27	TT050718	1,1-DICHLOROETHENE	75-35-4	10	U	UG/L
LC34-DPT0637-025.0-20180524	GW	5/24/2018	23	27	TT050718	CIS-1,2-DICHLOROETHENE	156-59-2	1200	NULL	UG/L
LC34-DPT0637-025.0-20180524	GW	5/24/2018	23	27	TT050718	TRANS-1,2-DICHLOROETHENE	156-60-5	10	U	UG/L
LC34-DPT0637-025.0-20180524	GW	5/24/2018	23	27	TT050718	TRICHLOROETHENE	79-01-6	10	U	UG/L
LC34-DPT0637-025.0-20180524	GW	5/24/2018	23	27	TT050718	VINYL CHLORIDE	75-01-4	76	NULL	UG/L
LC34-DPT0637-032.0-20180524	GW	5/24/2018	30	34	TT050718	1,1,2-TRICHLOROTRIFLUOROETHANE	76-13-1	1	U	UG/L
LC34-DPT0637-032.0-20180524	GW	5/24/2018	30	34	TT050718	1,1-DICHLOROETHENE	75-35-4	1	U	UG/L
LC34-DPT0637-032.0-20180524	GW	5/24/2018	30	34	TT050718	CIS-1,2-DICHLOROETHENE	156-59-2	7	NULL	UG/L
LC34-DPT0637-032.0-20180524	GW	5/24/2018	30	34	TT050718	TRANS-1,2-DICHLOROETHENE	156-60-5	1	U	UG/L
LC34-DPT0637-032.0-20180524	GW	5/24/2018	30	34	TT050718	TRICHLOROETHENE	79-01-6	1	U	UG/L
LC34-DPT0637-032.0-20180524	GW	5/24/2018	30	34	TT050718	VINYL CHLORIDE	75-01-4	1	U	UG/L
LC34-DPT0638-008.0-20180524	GW	5/24/2018	6	10	TT050718	1,1,2-TRICHLOROTRIFLUOROETHANE	76-13-1	1	U	UG/L
LC34-DPT0638-008.0-20180524	GW	5/24/2018	6	10	TT050718	1,1-DICHLOROETHENE	75-35-4	1	U	UG/L
LC34-DPT0638-008.0-20180524	GW	5/24/2018	6	10	TT050718	CIS-1,2-DICHLOROETHENE	156-59-2	1	U	UG/L
LC34-DPT0638-008.0-20180524	GW	5/24/2018	6	10	TT050718	TRANS-1,2-DICHLOROETHENE	156-60-5	1	U	UG/L
LC34-DPT0638-008.0-20180524	GW	5/24/2018	6	10	TT050718	TRICHLOROETHENE	79-01-6	1	U	UG/L
LC34-DPT0638-008.0-20180524	GW	5/24/2018	6	10	TT050718	VINYL CHLORIDE	75-01-4	1	U	UG/L

Sample	Matrix	Sample Date	Top Depth	Bottom Depth	SDG	Parameter	CAS	Lab Result	Lab Qualifier	Units
LC34-DPT0638-025.0-20180524	GW	5/24/2018	23	27	TT050718	1,1,2-TRICHLOROTRIFLUOROETHANE	76-13-1	3	U	UG/L
LC34-DPT0638-025.0-20180524	GW	5/24/2018	23	27	TT050718	1,1-DICHLOROETHENE	75-35-4	3	U	UG/L
LC34-DPT0638-025.0-20180524	GW	5/24/2018	23	27	TT050718	CIS-1,2-DICHLOROETHENE	156-59-2	1200	NULL	UG/L
LC34-DPT0638-025.0-20180524	GW	5/24/2018	23	27	TT050718	TRANS-1,2-DICHLOROETHENE	156-60-5	3	U	UG/L
LC34-DPT0638-025.0-20180524	GW	5/24/2018	23	27	TT050718	TRICHLOROETHENE	79-01-6	3	U	UG/L
LC34-DPT0638-025.0-20180524	GW	5/24/2018	23	27	TT050718	VINYL CHLORIDE	75-01-4	520	NULL	UG/L
LC34-DPT0639-008.0-20180524	GW	5/24/2018	6	10	TT050718	1,1,2-TRICHLOROTRIFLUOROETHANE	76-13-1	1	U	UG/L
LC34-DPT0639-008.0-20180524	GW	5/24/2018	6	10	TT050718	1,1-DICHLOROETHENE	75-35-4	1	U	UG/L
LC34-DPT0639-008.0-20180524	GW	5/24/2018	6	10	TT050718	CIS-1,2-DICHLOROETHENE	156-59-2	1	U	UG/L
LC34-DPT0639-008.0-20180524	GW	5/24/2018	6	10	TT050718	TRANS-1,2-DICHLOROETHENE	156-60-5	1	U	UG/L
LC34-DPT0639-008.0-20180524	GW	5/24/2018	6	10	TT050718	TRICHLOROETHENE	79-01-6	1	U	UG/L
LC34-DPT0639-008.0-20180524	GW	5/24/2018	6	10	TT050718	VINYL CHLORIDE	75-01-4	1	U	UG/L
LC34-DPT0640-008.0-20180525	GW	5/25/2018	6	10	TT050718	1,1,2-TRICHLOROTRIFLUOROETHANE	76-13-1	1	U	UG/L
LC34-DPT0640-008.0-20180525	GW	5/25/2018	6	10	TT050718	1,1-DICHLOROETHENE	75-35-4	1	U	UG/L
LC34-DPT0640-008.0-20180525	GW	5/25/2018	6	10	TT050718	CIS-1,2-DICHLOROETHENE	156-59-2	1	U	UG/L
LC34-DPT0640-008.0-20180525	GW	5/25/2018	6	10	TT050718	TRANS-1,2-DICHLOROETHENE	156-60-5	1	U	UG/L
LC34-DPT0640-008.0-20180525	GW	5/25/2018	6	10	TT050718	TRICHLOROETHENE	79-01-6	1	U	UG/L
LC34-DPT0640-008.0-20180525	GW	5/25/2018	6	10	TT050718	VINYL CHLORIDE	75-01-4	1	U	UG/L
LC34-DPT0640-025.0-20180525	GW	5/25/2018	23	27	TT050718	1,1,2-TRICHLOROTRIFLUOROETHANE	76-13-1	1	U	UG/L
LC34-DPT0640-025.0-20180525	GW	5/25/2018	23	27	TT050718	1,1-DICHLOROETHENE	75-35-4	1	U	UG/L
LC34-DPT0640-025.0-20180525	GW	5/25/2018	23	27	TT050718	CIS-1,2-DICHLOROETHENE	156-59-2	49	NULL	UG/L
LC34-DPT0640-025.0-20180525	GW	5/25/2018	23	27	TT050718	TRANS-1,2-DICHLOROETHENE	156-60-5	1	U	UG/L
LC34-DPT0640-025.0-20180525	GW	5/25/2018	23	27	TT050718	TRICHLOROETHENE	79-01-6	1	U	UG/L
LC34-DPT0640-025.0-20180525	GW	5/25/2018	23	27	TT050718	VINYL CHLORIDE	75-01-4	30	NULL	UG/L
LC34-IW0001D1-070.0-20180516	GW	5/16/2018	65	75	TT050718	1,1,2-TRICHLOROTRIFLUOROETHANE	76-13-1	1	U	UG/L
LC34-IW0001D1-070.0-20180516	GW	5/16/2018	65	75	TT050718	1,1-DICHLOROETHENE	75-35-4	1	U	UG/L
LC34-IW0001D1-070.0-20180516	GW	5/16/2018	65	75	TT050718	CIS-1,2-DICHLOROETHENE	156-59-2	5	NULL	UG/L
LC34-IW0001D1-070.0-20180516	GW	5/16/2018	65	75	TT050718	TRANS-1,2-DICHLOROETHENE	156-60-5	1	U	UG/L
LC34-IW0001D1-070.0-20180516	GW	5/16/2018	65	75	TT050718	TRICHLOROETHENE	79-01-6	1	U	UG/L
LC34-IW0001D1-070.0-20180516	GW	5/16/2018	65	75	TT050718	VINYL CHLORIDE	75-01-4	1	U	UG/L
LC34-IW0001I-027.5-20180516	GW	5/16/2018	25	30	TT050718	1,1,2-TRICHLOROTRIFLUOROETHANE	76-13-1	1	U	UG/L
LC34-IW0001I-027.5-20180516	GW	5/16/2018	25	30	TT050718	1,1-DICHLOROETHENE	75-35-4	1	U	UG/L
LC34-IW0001I-027.5-20180516	GW	5/16/2018	25	30	TT050718	CIS-1,2-DICHLOROETHENE	156-59-2	8	NULL	UG/L
LC34-IW0001I-027.5-20180516	GW	5/16/2018	25	30	TT050718	TRANS-1,2-DICHLOROETHENE	156-60-5	1	U	UG/L
LC34-IW0001I-027.5-20180516	GW	5/16/2018	25	30	TT050718	TRICHLOROETHENE	79-01-6	1	U	UG/L
LC34-IW0001I-027.5-20180516	GW	5/16/2018	25	30	TT050718	VINYL CHLORIDE	75-01-4	6	NULL	UG/L
LC34-DPT0634-013.0-20180524	GW	5/24/2018	11	15	TT050718	CIS-1,2-DICHLOROETHENE	156-59-2	420	NULL	UG/L
LC34-DPT0634-013.0-20180524	GW	5/24/2018	11	15	TT050718	TRANS-1,2-DICHLOROETHENE	156-60-5	1	U	UG/L
LC34-DPT0634-013.0-20180524	GW	5/24/2018	11	15	TT050718	TRICHLOROETHENE	79-01-6	1	U	UG/L
LC34-DPT0634-013.0-20180524	GW	5/24/2018	11	15	TT050718	VINYL CHLORIDE	75-01-4	420	NULL	UG/L

Sample	Matrix	Sample Date	Top Depth	Bottom Depth	SDG	Parameter	CAS	Lab Result	Lab Qualifier	Units
LC34-DPT0638-032.0-20180524	GW	5/24/2018	30	34	TT050718	1,1,2-TRICHLOROTRIFLUOROETHANE	76-13-1	1	U	UG/L
LC34-DPT0638-032.0-20180524	GW	5/24/2018	30	34	TT050718	1,1-DICHLOROETHENE	75-35-4	1	U	UG/L
LC34-DPT0638-032.0-20180524	GW	5/24/2018	30	34	TT050718	CIS-1,2-DICHLOROETHENE	156-59-2	100	NULL	UG/L
LC34-DPT0638-032.0-20180524	GW	5/24/2018	30	34	TT050718	TRANS-1,2-DICHLOROETHENE	156-60-5	1	U	UG/L
LC34-DPT0638-032.0-20180524	GW	5/24/2018	30	34	TT050718	TRICHLOROETHENE	79-01-6	1	U	UG/L
LC34-DPT0638-032.0-20180524	GW	5/24/2018	30	34	TT050718	VINYL CHLORIDE	75-01-4	3	NULL	UG/L
LC34-DPT0640-018.0-20180525	GW	5/25/2018	16	20	TT050718	1,1,2-TRICHLOROTRIFLUOROETHANE	76-13-1	1	U	UG/L
LC34-DPT0640-018.0-20180525	GW	5/25/2018	16	20	TT050718	1,1-DICHLOROETHENE	75-35-4	1	U	UG/L
LC34-DPT0640-018.0-20180525	GW	5/25/2018	16	20	TT050718	CIS-1,2-DICHLOROETHENE	156-59-2	1	NULL	UG/L
LC34-DPT0640-018.0-20180525	GW	5/25/2018	16	20	TT050718	TRANS-1,2-DICHLOROETHENE	156-60-5	1	U	UG/L
LC34-DPT0640-018.0-20180525	GW	5/25/2018	16	20	TT050718	TRICHLOROETHENE	79-01-6	1	U	UG/L
LC34-DPT0640-018.0-20180525	GW	5/25/2018	16	20	TT050718	VINYL CHLORIDE	75-01-4	8	NULL	UG/L
LC34-DPT0640-032.0-20180525	GW	5/25/2018	30	34	TT050718	1,1,2-TRICHLOROTRIFLUOROETHANE	76-13-1	1	U	UG/L
LC34-DPT0640-032.0-20180525	GW	5/25/2018	30	34	TT050718	1,1-DICHLOROETHENE	75-35-4	1	U	UG/L
LC34-DPT0640-032.0-20180525	GW	5/25/2018	30	34	TT050718	CIS-1,2-DICHLOROETHENE	156-59-2	1	U	UG/L
LC34-DPT0640-032.0-20180525	GW	5/25/2018	30	34	TT050718	TRANS-1,2-DICHLOROETHENE	156-60-5	1	U	UG/L
LC34-DPT0640-032.0-20180525	GW	5/25/2018	30	34	TT050718	TRICHLOROETHENE	79-01-6	1	U	UG/L
LC34-DPT0640-032.0-20180525	GW	5/25/2018	30	34	TT050718	VINYL CHLORIDE	75-01-4	1	U	UG/L
LC34-DPT0641-013.0-20180525	GW	5/25/2018	11	15	TT050718	1,1,2-TRICHLOROTRIFLUOROETHANE	76-13-1	1	U	UG/L
LC34-DPT0641-013.0-20180525	GW	5/25/2018	11	15	TT050718	1,1-DICHLOROETHENE	75-35-4	1	U	UG/L
LC34-DPT0641-013.0-20180525	GW	5/25/2018	11	15	TT050718	CIS-1,2-DICHLOROETHENE	156-59-2	26	NULL	UG/L
LC34-DPT0641-013.0-20180525	GW	5/25/2018	11	15	TT050718	TRANS-1,2-DICHLOROETHENE	156-60-5	1	U	UG/L
LC34-DPT0641-013.0-20180525	GW	5/25/2018	11	15	TT050718	TRICHLOROETHENE	79-01-6	1	U	UG/L
LC34-DPT0641-013.0-20180525	GW	5/25/2018	11	15	TT050718	VINYL CHLORIDE	75-01-4	87	NULL	UG/L
LC34-DPT0641-018.0-20180525	GW	5/25/2018	16	20	TT050718	1,1,2-TRICHLOROTRIFLUOROETHANE	76-13-1	1	U	UG/L
LC34-DPT0641-018.0-20180525	GW	5/25/2018	16	20	TT050718	1,1-DICHLOROETHENE	75-35-4	1	U	UG/L
LC34-DPT0641-018.0-20180525	GW	5/25/2018	16	20	TT050718	CIS-1,2-DICHLOROETHENE	156-59-2	36	NULL	UG/L
LC34-DPT0641-018.0-20180525	GW	5/25/2018	16	20	TT050718	TRANS-1,2-DICHLOROETHENE	156-60-5	1	U	UG/L
LC34-DPT0641-018.0-20180525	GW	5/25/2018	16	20	TT050718	TRICHLOROETHENE	79-01-6	1	U	UG/L
LC34-DPT0641-018.0-20180525	GW	5/25/2018	16	20	TT050718	VINYL CHLORIDE	75-01-4	210	NULL	UG/L
LC34-DPT0641-032.0-20180525	GW	5/25/2018	30	34	TT050718	1,1,2-TRICHLOROTRIFLUOROETHANE	76-13-1	1	U	UG/L
LC34-DPT0641-032.0-20180525	GW	5/25/2018	30	34	TT050718	1,1-DICHLOROETHENE	75-35-4	1	U	UG/L
LC34-DPT0641-032.0-20180525	GW	5/25/2018	30	34	TT050718	CIS-1,2-DICHLOROETHENE	156-59-2	1	U	UG/L
LC34-DPT0641-032.0-20180525	GW	5/25/2018	30	34	TT050718	TRANS-1,2-DICHLOROETHENE	156-60-5	1	U	UG/L
LC34-DPT0641-032.0-20180525	GW	5/25/2018	30	34	TT050718	TRICHLOROETHENE	79-01-6	1	U	UG/L
LC34-DPT0641-032.0-20180525	GW	5/25/2018	30	34	TT050718	VINYL CHLORIDE	75-01-4	1	U	UG/L
LC34-DPT0610-038.0-20180511	GW	5/11/2018	36	40	TT050718	1,1,2-TRICHLOROTRIFLUOROETHANE	76-13-1	100	U	UG/L
LC34-DPT0610-038.0-20180511	GW	5/11/2018	36	40	TT050718	1,1-DICHLOROETHENE	75-35-4	100	U	UG/L
LC34-DPT0610-038.0-20180511	GW	5/11/2018	36	40	TT050718	CIS-1,2-DICHLOROETHENE	156-59-2	100	U	UG/L
LC34-DPT0610-038.0-20180511	GW	5/11/2018	36	40	TT050718	TRANS-1,2-DICHLOROETHENE	156-60-5	100	U	UG/L

Sample	Matrix	Sample Date	Top Depth	Bottom Depth	SDG	Parameter	CAS	Lab Result	Lab Qualifier	Units
LC34-DPT0610-038.0-20180511	GW	5/11/2018	36	40	TT050718	TRICHLOROETHENE	79-01-6	100	UB	UG/L
LC34-DPT0610-038.0-20180511	GW	5/11/2018	36	40	TT050718	VINYL CHLORIDE	75-01-4	12300	NULL	UG/L
LC34-DPT0610-063.0-20180511	GW	5/11/2018	61	65	TT050718	1,1,2-TRICHLOROTRIFLUOROETHANE	76-13-1	1	U	UG/L
LC34-DPT0610-063.0-20180511	GW	5/11/2018	61	65	TT050718	1,1-DICHLOROETHENE	75-35-4	1	U	UG/L
LC34-DPT0610-063.0-20180511	GW	5/11/2018	61	65	TT050718	CIS-1,2-DICHLOROETHENE	156-59-2	1	U	UG/L
LC34-DPT0610-063.0-20180511	GW	5/11/2018	61	65	TT050718	TRANS-1,2-DICHLOROETHENE	156-60-5	1	U	UG/L
LC34-DPT0610-063.0-20180511	GW	5/11/2018	61	65	TT050718	TRICHLOROETHENE	79-01-6	4	B	UG/L
LC34-DPT0610-063.0-20180511	GW	5/11/2018	61	65	TT050718	VINYL CHLORIDE	75-01-4	2	NULL	UG/L
LC34-DPT0610-068.0-20180511	GW	5/11/2018	66	70	TT050718	1,1,2-TRICHLOROTRIFLUOROETHANE	76-13-1	1	U	UG/L
LC34-DPT0610-068.0-20180511	GW	5/11/2018	66	70	TT050718	1,1-DICHLOROETHENE	75-35-4	1	U	UG/L
LC34-DPT0610-068.0-20180511	GW	5/11/2018	66	70	TT050718	CIS-1,2-DICHLOROETHENE	156-59-2	1	U	UG/L
LC34-DPT0610-068.0-20180511	GW	5/11/2018	66	70	TT050718	TRANS-1,2-DICHLOROETHENE	156-60-5	1	U	UG/L
LC34-DPT0610-068.0-20180511	GW	5/11/2018	66	70	TT050718	TRICHLOROETHENE	79-01-6	1	UB	UG/L
LC34-DPT0610-068.0-20180511	GW	5/11/2018	66	70	TT050718	VINYL CHLORIDE	75-01-4	1	U	UG/L
LC34-DPT0610-078.0-20180511	GW	5/11/2018	76	80	TT050718	1,1,2-TRICHLOROTRIFLUOROETHANE	76-13-1	20	U	UG/L
LC34-DPT0610-078.0-20180511	GW	5/11/2018	76	80	TT050718	1,1-DICHLOROETHENE	75-35-4	20	U	UG/L
LC34-DPT0610-078.0-20180511	GW	5/11/2018	76	80	TT050718	CIS-1,2-DICHLOROETHENE	156-59-2	550	NULL	UG/L
LC34-DPT0610-078.0-20180511	GW	5/11/2018	76	80	TT050718	TRANS-1,2-DICHLOROETHENE	156-60-5	20	U	UG/L
LC34-DPT0610-078.0-20180511	GW	5/11/2018	76	80	TT050718	TRICHLOROETHENE	79-01-6	240	B	UG/L
LC34-DPT0610-078.0-20180511	GW	5/11/2018	76	80	TT050718	VINYL CHLORIDE	75-01-4	20	U	UG/L
LC34-DPT0610-083.0-20180511	GW	5/11/2018	81	85	TT050718	1,1,2-TRICHLOROTRIFLUOROETHANE	76-13-1	1	U	UG/L
LC34-DPT0610-083.0-20180511	GW	5/11/2018	81	85	TT050718	1,1-DICHLOROETHENE	75-35-4	1	U	UG/L
LC34-DPT0610-083.0-20180511	GW	5/11/2018	81	85	TT050718	CIS-1,2-DICHLOROETHENE	156-59-2	1	U	UG/L
LC34-DPT0610-083.0-20180511	GW	5/11/2018	81	85	TT050718	TRANS-1,2-DICHLOROETHENE	156-60-5	1	U	UG/L
LC34-DPT0610-083.0-20180511	GW	5/11/2018	81	85	TT050718	TRICHLOROETHENE	79-01-6	1	UB	UG/L
LC34-DPT0610-083.0-20180511	GW	5/11/2018	81	85	TT050718	VINYL CHLORIDE	75-01-4	1	U	UG/L
LC34-DPT0611-013.0-20180514	GW	5/14/2018	11	15	TT050718	1,1,2-TRICHLOROTRIFLUOROETHANE	76-13-1	1	U	UG/L
LC34-DPT0611-013.0-20180514	GW	5/14/2018	11	15	TT050718	1,1-DICHLOROETHENE	75-35-4	1	U	UG/L
LC34-DPT0611-013.0-20180514	GW	5/14/2018	11	15	TT050718	CIS-1,2-DICHLOROETHENE	156-59-2	7	NULL	UG/L
LC34-DPT0611-013.0-20180514	GW	5/14/2018	11	15	TT050718	TRANS-1,2-DICHLOROETHENE	156-60-5	1	U	UG/L
LC34-DPT0611-013.0-20180514	GW	5/14/2018	11	15	TT050718	TRICHLOROETHENE	79-01-6	1	U	UG/L
LC34-DPT0611-013.0-20180514	GW	5/14/2018	11	15	TT050718	VINYL CHLORIDE	75-01-4	25	NULL	UG/L
LC34-DPT0611-018.0-20180514	GW	5/14/2018	16	20	TT050718	1,1,2-TRICHLOROTRIFLUOROETHANE	76-13-1	40	U	UG/L
LC34-DPT0611-018.0-20180514	GW	5/14/2018	16	20	TT050718	1,1-DICHLOROETHENE	75-35-4	40	U	UG/L
LC34-DPT0611-018.0-20180514	GW	5/14/2018	16	20	TT050718	CIS-1,2-DICHLOROETHENE	156-59-2	28700	J	UG/L
LC34-DPT0611-018.0-20180514	GW	5/14/2018	16	20	TT050718	TRANS-1,2-DICHLOROETHENE	156-60-5	1600	NULL	UG/L
LC34-DPT0611-018.0-20180514	GW	5/14/2018	16	20	TT050718	TRICHLOROETHENE	79-01-6	1500	NULL	UG/L
LC34-DPT0611-018.0-20180514	GW	5/14/2018	16	20	TT050718	VINYL CHLORIDE	75-01-4	790	NULL	UG/L
LC34-DPT0611-028.0-20180514	GW	5/14/2018	26	30	TT050718	1,1,2-TRICHLOROTRIFLUOROETHANE	76-13-1	2000	U	UG/L
LC34-DPT0611-028.0-20180514	GW	5/14/2018	26	30	TT050718	1,1-DICHLOROETHENE	75-35-4	2000	U	UG/L

Sample	Matrix	Sample Date	Top Depth	Bottom Depth	SDG	Parameter	CAS	Lab Result	Lab Qualifier	Units
LC34-DPT0611-028.0-20180514	GW	5/14/2018	26	30	TT050718	CIS-1,2-DICHLOROETHENE	156-59-2	213000	NULL	UG/L
LC34-DPT0611-028.0-20180514	GW	5/14/2018	26	30	TT050718	TRANS-1,2-DICHLOROETHENE	156-60-5	4100	NULL	UG/L
LC34-DPT0611-028.0-20180514	GW	5/14/2018	26	30	TT050718	TRICHLOROETHENE	79-01-6	316000	NULL	UG/L
LC34-DPT0611-028.0-20180514	GW	5/14/2018	26	30	TT050718	VINYL CHLORIDE	75-01-4	3800	NULL	UG/L
LC34-DPT0611-038.0-20180514	GW	5/14/2018	36	40	TT050718	1,1,2-TRICHLOROTRIFLUOROETHANE	76-13-1	290	U	UG/L
LC34-DPT0611-038.0-20180514	GW	5/14/2018	36	40	TT050718	1,1-DICHLOROETHENE	75-35-4	290	U	UG/L
LC34-DPT0611-038.0-20180514	GW	5/14/2018	36	40	TT050718	CIS-1,2-DICHLOROETHENE	156-59-2	10100	NULL	UG/L
LC34-DPT0611-038.0-20180514	GW	5/14/2018	36	40	TT050718	TRANS-1,2-DICHLOROETHENE	156-60-5	290	U	UG/L
LC34-DPT0611-038.0-20180514	GW	5/14/2018	36	40	TT050718	TRICHLOROETHENE	79-01-6	290	U	UG/L
LC34-DPT0611-038.0-20180514	GW	5/14/2018	36	40	TT050718	VINYL CHLORIDE	75-01-4	3600	NULL	UG/L
LC34-DPT0611-048.0-20180515	GW	5/15/2018	46	50	TT050718	1,1,2-TRICHLOROTRIFLUOROETHANE	76-13-1	20	U	UG/L
LC34-DPT0611-048.0-20180515	GW	5/15/2018	46	50	TT050718	1,1-DICHLOROETHENE	75-35-4	43	NULL	UG/L
LC34-DPT0611-048.0-20180515	GW	5/15/2018	46	50	TT050718	CIS-1,2-DICHLOROETHENE	156-59-2	20100	NULL	UG/L
LC34-DPT0611-048.0-20180515	GW	5/15/2018	46	50	TT050718	TRANS-1,2-DICHLOROETHENE	156-60-5	630	NULL	UG/L
LC34-DPT0611-048.0-20180515	GW	5/15/2018	46	50	TT050718	TRICHLOROETHENE	79-01-6	13300	NULL	UG/L
LC34-DPT0611-048.0-20180515	GW	5/15/2018	46	50	TT050718	VINYL CHLORIDE	75-01-4	310	NULL	UG/L
LC34-DPT0611-053.0-20180515	GW	5/15/2018	51	55	TT050718	1,1,2-TRICHLOROTRIFLUOROETHANE	76-13-1	3	U	UG/L
LC34-DPT0611-053.0-20180515	GW	5/15/2018	51	55	TT050718	1,1-DICHLOROETHENE	75-35-4	3	U	UG/L
LC34-DPT0611-053.0-20180515	GW	5/15/2018	51	55	TT050718	CIS-1,2-DICHLOROETHENE	156-59-2	510	NULL	UG/L
LC34-DPT0611-053.0-20180515	GW	5/15/2018	51	55	TT050718	TRANS-1,2-DICHLOROETHENE	156-60-5	6	NULL	UG/L
LC34-DPT0611-053.0-20180515	GW	5/15/2018	51	55	TT050718	TRICHLOROETHENE	79-01-6	230	NULL	UG/L
LC34-DPT0611-053.0-20180515	GW	5/15/2018	51	55	TT050718	VINYL CHLORIDE	75-01-4	14	NULL	UG/L
LC34-DPT0611-063.0-20180515	GW	5/15/2018	61	65	TT050718	1,1,2-TRICHLOROTRIFLUOROETHANE	76-13-1	10	U	UG/L
LC34-DPT0611-063.0-20180515	GW	5/15/2018	61	65	TT050718	1,1-DICHLOROETHENE	75-35-4	10	U	UG/L
LC34-DPT0611-063.0-20180515	GW	5/15/2018	61	65	TT050718	CIS-1,2-DICHLOROETHENE	156-59-2	2400	NULL	UG/L
LC34-DPT0611-063.0-20180515	GW	5/15/2018	61	65	TT050718	TRANS-1,2-DICHLOROETHENE	156-60-5	23	NULL	UG/L
LC34-DPT0611-063.0-20180515	GW	5/15/2018	61	65	TT050718	TRICHLOROETHENE	79-01-6	560	NULL	UG/L
LC34-DPT0611-063.0-20180515	GW	5/15/2018	61	65	TT050718	VINYL CHLORIDE	75-01-4	24	NULL	UG/L
LC34-DPT0611-073.0-20180515	GW	5/15/2018	71	75	TT050718	1,1,2-TRICHLOROTRIFLUOROETHANE	76-13-1	3	U	UG/L
LC34-DPT0611-073.0-20180515	GW	5/15/2018	71	75	TT050718	1,1-DICHLOROETHENE	75-35-4	3	U	UG/L
LC34-DPT0611-073.0-20180515	GW	5/15/2018	71	75	TT050718	CIS-1,2-DICHLOROETHENE	156-59-2	150	NULL	UG/L
LC34-DPT0611-073.0-20180515	GW	5/15/2018	71	75	TT050718	TRANS-1,2-DICHLOROETHENE	156-60-5	3	U	UG/L
LC34-DPT0611-073.0-20180515	GW	5/15/2018	71	75	TT050718	TRICHLOROETHENE	79-01-6	42	NULL	UG/L
LC34-DPT0611-073.0-20180515	GW	5/15/2018	71	75	TT050718	VINYL CHLORIDE	75-01-4	6	NULL	UG/L
LC34-DPT0611-083.0-20180515	GW	5/15/2018	81	85	TT050718	1,1,2-TRICHLOROTRIFLUOROETHANE	76-13-1	1	U	UG/L
LC34-DPT0611-083.0-20180515	GW	5/15/2018	81	85	TT050718	1,1-DICHLOROETHENE	75-35-4	1	U	UG/L
LC34-DPT0611-083.0-20180515	GW	5/15/2018	81	85	TT050718	CIS-1,2-DICHLOROETHENE	156-59-2	6	NULL	UG/L
LC34-DPT0611-083.0-20180515	GW	5/15/2018	81	85	TT050718	TRANS-1,2-DICHLOROETHENE	156-60-5	1	U	UG/L
LC34-DPT0611-083.0-20180515	GW	5/15/2018	81	85	TT050718	TRICHLOROETHENE	79-01-6	7	NULL	UG/L
LC34-DPT0611-083.0-20180515	GW	5/15/2018	81	85	TT050718	VINYL CHLORIDE	75-01-4	1	U	UG/L

Sample	Matrix	Sample Date	Top Depth	Bottom Depth	SDG	Parameter	CAS	Lab Result	Lab Qualifier	Units
LC34-DPT0612-018.0-20180515	GW	5/15/2018	16	20	TT050718	1,1,2-TRICHLOROTRIFLUOROETHANE	76-13-1	5	U	UG/L
LC34-DPT0612-018.0-20180515	GW	5/15/2018	16	20	TT050718	1,1-DICHLOROETHENE	75-35-4	5	U	UG/L
LC34-DPT0612-018.0-20180515	GW	5/15/2018	16	20	TT050718	CIS-1,2-DICHLOROETHENE	156-59-2	310	NULL	UG/L
LC34-DPT0612-018.0-20180515	GW	5/15/2018	16	20	TT050718	TRANS-1,2-DICHLOROETHENE	156-60-5	5	U	UG/L
LC34-DPT0612-018.0-20180515	GW	5/15/2018	16	20	TT050718	TRICHLOROETHENE	79-01-6	5	U	UG/L
LC34-DPT0612-018.0-20180515	GW	5/15/2018	16	20	TT050718	VINYL CHLORIDE	75-01-4	200	NULL	UG/L
LC34-DPT0612-053.0-20180515	GW	5/15/2018	51	55	TT050718	1,1,2-TRICHLOROTRIFLUOROETHANE	76-13-1	3	U	UG/L
LC34-DPT0612-053.0-20180515	GW	5/15/2018	51	55	TT050718	1,1-DICHLOROETHENE	75-35-4	3	U	UG/L
LC34-DPT0612-053.0-20180515	GW	5/15/2018	51	55	TT050718	CIS-1,2-DICHLOROETHENE	156-59-2	14	NULL	UG/L
LC34-DPT0612-053.0-20180515	GW	5/15/2018	51	55	TT050718	TRANS-1,2-DICHLOROETHENE	156-60-5	3	U	UG/L
LC34-DPT0612-053.0-20180515	GW	5/15/2018	51	55	TT050718	TRICHLOROETHENE	79-01-6	6	NULL	UG/L
LC34-DPT0612-053.0-20180515	GW	5/15/2018	51	55	TT050718	VINYL CHLORIDE	75-01-4	3	U	UG/L
LC34-DPT0612-078.0-20180516	GW	5/16/2018	76	80	TT050718	1,1,2-TRICHLOROTRIFLUOROETHANE	76-13-1	1	U	UG/L
LC34-DPT0612-078.0-20180516	GW	5/16/2018	76	80	TT050718	1,1-DICHLOROETHENE	75-35-4	1	U	UG/L
LC34-DPT0612-078.0-20180516	GW	5/16/2018	76	80	TT050718	CIS-1,2-DICHLOROETHENE	156-59-2	10	NULL	UG/L
LC34-DPT0612-078.0-20180516	GW	5/16/2018	76	80	TT050718	TRANS-1,2-DICHLOROETHENE	156-60-5	1	U	UG/L
LC34-DPT0612-078.0-20180516	GW	5/16/2018	76	80	TT050718	TRICHLOROETHENE	79-01-6	12	NULL	UG/L
LC34-DPT0612-078.0-20180516	GW	5/16/2018	76	80	TT050718	VINYL CHLORIDE	75-01-4	1	U	UG/L
LC34-DPT0612-083.0-20180516	GW	5/16/2018	81	85	TT050718	1,1,2-TRICHLOROTRIFLUOROETHANE	76-13-1	67	U	UG/L
LC34-DPT0612-083.0-20180516	GW	5/16/2018	81	85	TT050718	1,1-DICHLOROETHENE	75-35-4	67	U	UG/L
LC34-DPT0612-083.0-20180516	GW	5/16/2018	81	85	TT050718	CIS-1,2-DICHLOROETHENE	156-59-2	890	NULL	UG/L
LC34-DPT0612-083.0-20180516	GW	5/16/2018	81	85	TT050718	TRANS-1,2-DICHLOROETHENE	156-60-5	67	U	UG/L
LC34-DPT0612-083.0-20180516	GW	5/16/2018	81	85	TT050718	TRICHLOROETHENE	79-01-6	390	NULL	UG/L
LC34-DPT0612-083.0-20180516	GW	5/16/2018	81	85	TT050718	VINYL CHLORIDE	75-01-4	67	U	UG/L
LC34-DPT0613-008.0-20180516	GW	5/16/2018	6	10	TT050718	1,1,2-TRICHLOROTRIFLUOROETHANE	76-13-1	1	U	UG/L
LC34-DPT0613-008.0-20180516	GW	5/16/2018	6	10	TT050718	1,1-DICHLOROETHENE	75-35-4	1	U	UG/L
LC34-DPT0613-008.0-20180516	GW	5/16/2018	6	10	TT050718	CIS-1,2-DICHLOROETHENE	156-59-2	2	NULL	UG/L
LC34-DPT0613-008.0-20180516	GW	5/16/2018	6	10	TT050718	TRANS-1,2-DICHLOROETHENE	156-60-5	1	U	UG/L
LC34-DPT0613-008.0-20180516	GW	5/16/2018	6	10	TT050718	TRICHLOROETHENE	79-01-6	1	U	UG/L
LC34-DPT0613-008.0-20180516	GW	5/16/2018	6	10	TT050718	VINYL CHLORIDE	75-01-4	1	U	UG/L
LC34-DPT0613-013.0-20180516	GW	5/16/2018	11	15	TT050718	1,1,2-TRICHLOROTRIFLUOROETHANE	76-13-1	1	U	UG/L
LC34-DPT0613-013.0-20180516	GW	5/16/2018	11	15	TT050718	1,1-DICHLOROETHENE	75-35-4	1	U	UG/L
LC34-DPT0613-013.0-20180516	GW	5/16/2018	11	15	TT050718	CIS-1,2-DICHLOROETHENE	156-59-2	4	NULL	UG/L
LC34-DPT0613-013.0-20180516	GW	5/16/2018	11	15	TT050718	TRANS-1,2-DICHLOROETHENE	156-60-5	1	U	UG/L
LC34-DPT0613-013.0-20180516	GW	5/16/2018	11	15	TT050718	TRICHLOROETHENE	79-01-6	1	U	UG/L
LC34-DPT0613-013.0-20180516	GW	5/16/2018	11	15	TT050718	VINYL CHLORIDE	75-01-4	1	U	UG/L
LC34-DPT0613-023.0-20180516	GW	5/16/2018	21	25	TT050718	1,1,2-TRICHLOROTRIFLUOROETHANE	76-13-1	1	U	UG/L
LC34-DPT0613-023.0-20180516	GW	5/16/2018	21	25	TT050718	1,1-DICHLOROETHENE	75-35-4	1	U	UG/L
LC34-DPT0613-023.0-20180516	GW	5/16/2018	21	25	TT050718	CIS-1,2-DICHLOROETHENE	156-59-2	8	NULL	UG/L
LC34-DPT0613-023.0-20180516	GW	5/16/2018	21	25	TT050718	TRANS-1,2-DICHLOROETHENE	156-60-5	1	U	UG/L

Sample	Matrix	Sample Date	Top Depth	Bottom Depth	SDG	Parameter	CAS	Lab Result	Lab Qualifier	Units
LC34-DPT0613-023.0-20180516	GW	5/16/2018	21	25	TT050718	TRICHLOROETHENE	79-01-6	1	U	UG/L
LC34-DPT0613-023.0-20180516	GW	5/16/2018	21	25	TT050718	VINYL CHLORIDE	75-01-4	10	NULL	UG/L
LC34-DPT0613-043.0-20180516	GW	5/16/2018	41	45	TT050718	1,1,2-TRICHLOROTRIFLUOROETHANE	76-13-1	1	U	UG/L
LC34-DPT0613-043.0-20180516	GW	5/16/2018	41	45	TT050718	1,1-DICHLOROETHENE	75-35-4	1	U	UG/L
LC34-DPT0613-043.0-20180516	GW	5/16/2018	41	45	TT050718	CIS-1,2-DICHLOROETHENE	156-59-2	46	NULL	UG/L
LC34-DPT0613-043.0-20180516	GW	5/16/2018	41	45	TT050718	TRANS-1,2-DICHLOROETHENE	156-60-5	1	NULL	UG/L
LC34-DPT0613-043.0-20180516	GW	5/16/2018	41	45	TT050718	TRICHLOROETHENE	79-01-6	1	U	UG/L
LC34-DPT0613-043.0-20180516	GW	5/16/2018	41	45	TT050718	VINYL CHLORIDE	75-01-4	10	NULL	UG/L
LC34-DPT0613-058.0-20180516	GW	5/16/2018	56	60	TT050718	1,1,2-TRICHLOROTRIFLUOROETHANE	76-13-1	1	U	UG/L
LC34-DPT0613-058.0-20180516	GW	5/16/2018	56	60	TT050718	1,1-DICHLOROETHENE	75-35-4	1	U	UG/L
LC34-DPT0613-058.0-20180516	GW	5/16/2018	56	60	TT050718	CIS-1,2-DICHLOROETHENE	156-59-2	1	U	UG/L
LC34-DPT0613-058.0-20180516	GW	5/16/2018	56	60	TT050718	TRANS-1,2-DICHLOROETHENE	156-60-5	1	U	UG/L
LC34-DPT0613-058.0-20180516	GW	5/16/2018	56	60	TT050718	TRICHLOROETHENE	79-01-6	1	U	UG/L
LC34-DPT0613-058.0-20180516	GW	5/16/2018	56	60	TT050718	VINYL CHLORIDE	75-01-4	1	U	UG/L
LC34-DPT0614-033.0-20180517	GW	5/17/2018	31	35	TT050718	1,1,2-TRICHLOROTRIFLUOROETHANE	76-13-1	100	U	UG/L
LC34-DPT0614-033.0-20180517	GW	5/17/2018	31	35	TT050718	1,1-DICHLOROETHENE	75-35-4	100	U	UG/L
LC34-DPT0614-033.0-20180517	GW	5/17/2018	31	35	TT050718	CIS-1,2-DICHLOROETHENE	156-59-2	31400	NULL	UG/L
LC34-DPT0614-033.0-20180517	GW	5/17/2018	31	35	TT050718	TRANS-1,2-DICHLOROETHENE	156-60-5	290	NULL	UG/L
LC34-DPT0614-033.0-20180517	GW	5/17/2018	31	35	TT050718	TRICHLOROETHENE	79-01-6	100	U	UG/L
LC34-DPT0614-033.0-20180517	GW	5/17/2018	31	35	TT050718	VINYL CHLORIDE	75-01-4	14400	NULL	UG/L
LC34-DPT0614-038.0-20180517	GW	5/17/2018	36	40	TT050718	TRANS-1,2-DICHLOROETHENE	156-60-5	220	NULL	UG/L
LC34-DPT0614-038.0-20180517	GW	5/17/2018	36	40	TT050718	TRICHLOROETHENE	79-01-6	20	U	UG/L
LC34-DPT0614-038.0-20180517	GW	5/17/2018	36	40	TT050718	VINYL CHLORIDE	75-01-4	10000	NULL	UG/L
LC34-DPT0614-038.0-20180517	GW	5/17/2018	36	40	TT050718	1,1,2-TRICHLOROTRIFLUOROETHANE	76-13-1	20	U	UG/L
LC34-DPT0614-038.0-20180517	GW	5/17/2018	36	40	TT050718	1,1-DICHLOROETHENE	75-35-4	45	NULL	UG/L
LC34-DPT0614-038.0-20180517	GW	5/17/2018	36	40	TT050718	CIS-1,2-DICHLOROETHENE	156-59-2	29500	NULL	UG/L
LC34-DPT0614-058.0-20180517	GW	5/17/2018	56	60	TT050718	1,1,2-TRICHLOROTRIFLUOROETHANE	76-13-1	1	U	UG/L
LC34-DPT0614-058.0-20180517	GW	5/17/2018	56	60	TT050718	1,1-DICHLOROETHENE	75-35-4	1	U	UG/L
LC34-DPT0614-058.0-20180517	GW	5/17/2018	56	60	TT050718	CIS-1,2-DICHLOROETHENE	156-59-2	110	NULL	UG/L
LC34-DPT0614-058.0-20180517	GW	5/17/2018	56	60	TT050718	TRANS-1,2-DICHLOROETHENE	156-60-5	1	NULL	UG/L
LC34-DPT0614-058.0-20180517	GW	5/17/2018	56	60	TT050718	TRICHLOROETHENE	79-01-6	13	NULL	UG/L
LC34-DPT0614-058.0-20180517	GW	5/17/2018	56	60	TT050718	VINYL CHLORIDE	75-01-4	37	NULL	UG/L
LC34-DPT0615-013.0-20180517	GW	5/17/2018	11	15	TT050718	1,1,2-TRICHLOROTRIFLUOROETHANE	76-13-1	1	U	UG/L
LC34-DPT0615-013.0-20180517	GW	5/17/2018	11	15	TT050718	1,1-DICHLOROETHENE	75-35-4	1	U	UG/L
LC34-DPT0615-013.0-20180517	GW	5/17/2018	11	15	TT050718	CIS-1,2-DICHLOROETHENE	156-59-2	23	NULL	UG/L
LC34-DPT0615-013.0-20180517	GW	5/17/2018	11	15	TT050718	TRANS-1,2-DICHLOROETHENE	156-60-5	1	U	UG/L
LC34-DPT0615-013.0-20180517	GW	5/17/2018	11	15	TT050718	TRICHLOROETHENE	79-01-6	1	U	UG/L
LC34-DPT0615-013.0-20180517	GW	5/17/2018	11	15	TT050718	VINYL CHLORIDE	75-01-4	3	NULL	UG/L
LC34-DPT0615-038.0-20180517	GW	5/17/2018	36	40	TT050718	1,1,2-TRICHLOROTRIFLUOROETHANE	76-13-1	290	U	UG/L
LC34-DPT0615-038.0-20180517	GW	5/17/2018	36	40	TT050718	1,1-DICHLOROETHENE	75-35-4	290	U	UG/L

Sample	Matrix	Sample Date	Top Depth	Bottom Depth	SDG	Parameter	CAS	Lab Result	Lab Qualifier	Units
LC34-DPT0615-038.0-20180517	GW	5/17/2018	36	40	TT050718	CIS-1,2-DICHLOROETHENE	156-59-2	12300	NULL	UG/L
LC34-DPT0615-038.0-20180517	GW	5/17/2018	36	40	TT050718	TRANS-1,2-DICHLOROETHENE	156-60-5	290	U	UG/L
LC34-DPT0615-038.0-20180517	GW	5/17/2018	36	40	TT050718	TRICHLOROETHENE	79-01-6	290	U	UG/L
LC34-DPT0615-038.0-20180517	GW	5/17/2018	36	40	TT050718	VINYL CHLORIDE	75-01-4	10200	NULL	UG/L
LC34-DPT0615-043.0-20180518	GW	5/18/2018	41	45	TT050718	1,1,2-TRICHLOROTRIFLUOROETHANE	76-13-1	40	U	UG/L
LC34-DPT0615-043.0-20180518	GW	5/18/2018	41	45	TT050718	1,1-DICHLOROETHENE	75-35-4	40	U	UG/L
LC34-DPT0615-043.0-20180518	GW	5/18/2018	41	45	TT050718	CIS-1,2-DICHLOROETHENE	156-59-2	230	NULL	UG/L
LC34-DPT0615-043.0-20180518	GW	5/18/2018	41	45	TT050718	TRANS-1,2-DICHLOROETHENE	156-60-5	40	U	UG/L
LC34-DPT0615-043.0-20180518	GW	5/18/2018	41	45	TT050718	TRICHLOROETHENE	79-01-6	40	U	UG/L
LC34-DPT0615-043.0-20180518	GW	5/18/2018	41	45	TT050718	VINYL CHLORIDE	75-01-4	120	NULL	UG/L
LC34-DPT0615-063.0-20180518	GW	5/18/2018	61	65	TT050718	1,1,2-TRICHLOROTRIFLUOROETHANE	76-13-1	1	U	UG/L
LC34-DPT0615-063.0-20180518	GW	5/18/2018	61	65	TT050718	1,1-DICHLOROETHENE	75-35-4	4	NULL	UG/L
LC34-DPT0615-063.0-20180518	GW	5/18/2018	61	65	TT050718	CIS-1,2-DICHLOROETHENE	156-59-2	770	NULL	UG/L
LC34-DPT0615-063.0-20180518	GW	5/18/2018	61	65	TT050718	TRANS-1,2-DICHLOROETHENE	156-60-5	9	NULL	UG/L
LC34-DPT0615-063.0-20180518	GW	5/18/2018	61	65	TT050718	TRICHLOROETHENE	79-01-6	94	NULL	UG/L
LC34-DPT0615-063.0-20180518	GW	5/18/2018	61	65	TT050718	VINYL CHLORIDE	75-01-4	50	NULL	UG/L
LC34-DPT0615-083.0-20180518	GW	5/18/2018	81	85	TT050718	1,1,2-TRICHLOROTRIFLUOROETHANE	76-13-1	3	U	UG/L
LC34-DPT0615-083.0-20180518	GW	5/18/2018	81	85	TT050718	1,1-DICHLOROETHENE	75-35-4	3	U	UG/L
LC34-DPT0615-083.0-20180518	GW	5/18/2018	81	85	TT050718	CIS-1,2-DICHLOROETHENE	156-59-2	18	NULL	UG/L
LC34-DPT0615-083.0-20180518	GW	5/18/2018	81	85	TT050718	TRANS-1,2-DICHLOROETHENE	156-60-5	3	U	UG/L
LC34-DPT0615-083.0-20180518	GW	5/18/2018	81	85	TT050718	TRICHLOROETHENE	79-01-6	8	NULL	UG/L
LC34-DPT0615-083.0-20180518	GW	5/18/2018	81	85	TT050718	VINYL CHLORIDE	75-01-4	3	U	UG/L
LC34-DPT0616-023.0-20180518	GW	5/18/2018	21	25	TT050718	1,1,2-TRICHLOROTRIFLUOROETHANE	76-13-1	3	U	UG/L
LC34-DPT0616-023.0-20180518	GW	5/18/2018	21	25	TT050718	1,1-DICHLOROETHENE	75-35-4	3	U	UG/L
LC34-DPT0616-023.0-20180518	GW	5/18/2018	21	25	TT050718	CIS-1,2-DICHLOROETHENE	156-59-2	480	NULL	UG/L
LC34-DPT0616-023.0-20180518	GW	5/18/2018	21	25	TT050718	TRANS-1,2-DICHLOROETHENE	156-60-5	8	NULL	UG/L
LC34-DPT0616-023.0-20180518	GW	5/18/2018	21	25	TT050718	TRICHLOROETHENE	79-01-6	3	U	UG/L
LC34-DPT0616-023.0-20180518	GW	5/18/2018	21	25	TT050718	VINYL CHLORIDE	75-01-4	340	NULL	UG/L
LC34-DPT0616-038.0-20180518	GW	5/18/2018	36	40	TT050718	1,1,2-TRICHLOROTRIFLUOROETHANE	76-13-1	290	U	UG/L
LC34-DPT0616-038.0-20180518	GW	5/18/2018	36	40	TT050718	1,1-DICHLOROETHENE	75-35-4	290	U	UG/L
LC34-DPT0616-038.0-20180518	GW	5/18/2018	36	40	TT050718	CIS-1,2-DICHLOROETHENE	156-59-2	73700	NULL	UG/L
LC34-DPT0616-038.0-20180518	GW	5/18/2018	36	40	TT050718	TRANS-1,2-DICHLOROETHENE	156-60-5	1000	NULL	UG/L
LC34-DPT0616-038.0-20180518	GW	5/18/2018	36	40	TT050718	TRICHLOROETHENE	79-01-6	290	U	UG/L
LC34-DPT0616-038.0-20180518	GW	5/18/2018	36	40	TT050718	VINYL CHLORIDE	75-01-4	19900	NULL	UG/L
LC34-DPT0616-048.0-20180518	GW	5/18/2018	46	50	TT050718	1,1,2-TRICHLOROTRIFLUOROETHANE	76-13-1	3	U	UG/L
LC34-DPT0616-048.0-20180518	GW	5/18/2018	46	50	TT050718	1,1-DICHLOROETHENE	75-35-4	3	U	UG/L
LC34-DPT0616-048.0-20180518	GW	5/18/2018	46	50	TT050718	CIS-1,2-DICHLOROETHENE	156-59-2	260	NULL	UG/L
LC34-DPT0616-048.0-20180518	GW	5/18/2018	46	50	TT050718	TRANS-1,2-DICHLOROETHENE	156-60-5	5	NULL	UG/L
LC34-DPT0616-048.0-20180518	GW	5/18/2018	46	50	TT050718	TRICHLOROETHENE	79-01-6	3	U	UG/L
LC34-DPT0616-048.0-20180518	GW	5/18/2018	46	50	TT050718	VINYL CHLORIDE	75-01-4	21	NULL	UG/L

Sample	Matrix	Sample Date	Top Depth	Bottom Depth	SDG	Parameter	CAS	Lab Result	Lab Qualifier	Units
LC34-DPT0616-053.0-20180518	GW	5/18/2018	51	55	TT050718	1,1,2-TRICHLOROTRIFLUOROETHANE	76-13-1	1	U	UG/L
LC34-DPT0616-053.0-20180518	GW	5/18/2018	51	55	TT050718	1,1-DICHLOROETHENE	75-35-4	1	U	UG/L
LC34-DPT0616-053.0-20180518	GW	5/18/2018	51	55	TT050718	CIS-1,2-DICHLOROETHENE	156-59-2	18	NULL	UG/L
LC34-DPT0616-053.0-20180518	GW	5/18/2018	51	55	TT050718	TRANS-1,2-DICHLOROETHENE	156-60-5	1	U	UG/L
LC34-DPT0616-053.0-20180518	GW	5/18/2018	51	55	TT050718	TRICHLOROETHENE	79-01-6	1	U	UG/L
LC34-DPT0616-053.0-20180518	GW	5/18/2018	51	55	TT050718	VINYL CHLORIDE	75-01-4	2	NULL	UG/L
LC34-DPT0616-073.0-20180518	GW	5/18/2018	71	75	TT050718	1,1,2-TRICHLOROTRIFLUOROETHANE	76-13-1	20	U	UG/L
LC34-DPT0616-073.0-20180518	GW	5/18/2018	71	75	TT050718	1,1-DICHLOROETHENE	75-35-4	20	U	UG/L
LC34-DPT0616-073.0-20180518	GW	5/18/2018	71	75	TT050718	CIS-1,2-DICHLOROETHENE	156-59-2	750	NULL	UG/L
LC34-DPT0616-073.0-20180518	GW	5/18/2018	71	75	TT050718	TRANS-1,2-DICHLOROETHENE	156-60-5	20	U	UG/L
LC34-DPT0616-073.0-20180518	GW	5/18/2018	71	75	TT050718	TRICHLOROETHENE	79-01-6	85	NULL	UG/L
LC34-DPT0616-073.0-20180518	GW	5/18/2018	71	75	TT050718	VINYL CHLORIDE	75-01-4	460	NULL	UG/L
LC34-DPT0616-078.0-20180518	GW	5/18/2018	76	80	TT050718	1,1,2-TRICHLOROTRIFLUOROETHANE	76-13-1	100	U	UG/L
LC34-DPT0616-078.0-20180518	GW	5/18/2018	76	80	TT050718	1,1-DICHLOROETHENE	75-35-4	100	U	UG/L
LC34-DPT0616-078.0-20180518	GW	5/18/2018	76	80	TT050718	CIS-1,2-DICHLOROETHENE	156-59-2	2600	NULL	UG/L
LC34-DPT0616-078.0-20180518	GW	5/18/2018	76	80	TT050718	TRANS-1,2-DICHLOROETHENE	156-60-5	100	U	UG/L
LC34-DPT0616-078.0-20180518	GW	5/18/2018	76	80	TT050718	TRICHLOROETHENE	79-01-6	4300	NULL	UG/L
LC34-DPT0616-078.0-20180518	GW	5/18/2018	76	80	TT050718	VINYL CHLORIDE	75-01-4	100	U	UG/L
LC34-DPT0617-032.0-20180521	GW	5/21/2018	30	34	TT050718	1,1,2-TRICHLOROTRIFLUOROETHANE	76-13-1	1	U	UG/L
LC34-DPT0617-032.0-20180521	GW	5/21/2018	30	34	TT050718	1,1-DICHLOROETHENE	75-35-4	1	U	UG/L
LC34-DPT0617-032.0-20180521	GW	5/21/2018	30	34	TT050718	CIS-1,2-DICHLOROETHENE	156-59-2	1	U	UG/L
LC34-DPT0617-032.0-20180521	GW	5/21/2018	30	34	TT050718	TRANS-1,2-DICHLOROETHENE	156-60-5	1	U	UG/L
LC34-DPT0617-032.0-20180521	GW	5/21/2018	30	34	TT050718	TRICHLOROETHENE	79-01-6	1	U	UG/L
LC34-DPT0617-032.0-20180521	GW	5/21/2018	30	34	TT050718	VINYL CHLORIDE	75-01-4	1	U	UG/L
LC34-DPT0620-032.0-20180521	GW	5/21/2018	30	34	TT050718	1,1,2-TRICHLOROTRIFLUOROETHANE	76-13-1	1	U	UG/L
LC34-DPT0620-032.0-20180521	GW	5/21/2018	30	34	TT050718	1,1-DICHLOROETHENE	75-35-4	1	U	UG/L
LC34-DPT0620-032.0-20180521	GW	5/21/2018	30	34	TT050718	CIS-1,2-DICHLOROETHENE	156-59-2	87	NULL	UG/L
LC34-DPT0620-032.0-20180521	GW	5/21/2018	30	34	TT050718	TRANS-1,2-DICHLOROETHENE	156-60-5	1	U	UG/L
LC34-DPT0620-032.0-20180521	GW	5/21/2018	30	34	TT050718	TRICHLOROETHENE	79-01-6	1	U	UG/L
LC34-DPT0620-032.0-20180521	GW	5/21/2018	30	34	TT050718	VINYL CHLORIDE	75-01-4	2	NULL	UG/L
LC34-DPT0621-038.0-20180521	GW	5/21/2018	36	40	TT050718	1,1,2-TRICHLOROTRIFLUOROETHANE	76-13-1	1	U	UG/L
LC34-DPT0621-038.0-20180521	GW	5/21/2018	36	40	TT050718	1,1-DICHLOROETHENE	75-35-4	1	U	UG/L
LC34-DPT0621-038.0-20180521	GW	5/21/2018	36	40	TT050718	CIS-1,2-DICHLOROETHENE	156-59-2	1	U	UG/L
LC34-DPT0621-038.0-20180521	GW	5/21/2018	36	40	TT050718	TRANS-1,2-DICHLOROETHENE	156-60-5	1	U	UG/L
LC34-DPT0621-038.0-20180521	GW	5/21/2018	36	40	TT050718	TRICHLOROETHENE	79-01-6	1	U	UG/L
LC34-DPT0621-038.0-20180521	GW	5/21/2018	36	40	TT050718	VINYL CHLORIDE	75-01-4	1	U	UG/L
LC34-DPT0623-032.0-20180522	GW	5/22/2018	30	34	TT050718	1,1,2-TRICHLOROTRIFLUOROETHANE	76-13-1	1	U	UG/L
LC34-DPT0623-032.0-20180522	GW	5/22/2018	30	34	TT050718	1,1-DICHLOROETHENE	75-35-4	1	U	UG/L
LC34-DPT0623-032.0-20180522	GW	5/22/2018	30	34	TT050718	CIS-1,2-DICHLOROETHENE	156-59-2	1	U	UG/L
LC34-DPT0623-032.0-20180522	GW	5/22/2018	30	34	TT050718	TRANS-1,2-DICHLOROETHENE	156-60-5	1	U	UG/L

Sample	Matrix	Sample Date	Top Depth	Bottom Depth	SDG	Parameter	CAS	Lab Result	Lab Qualifier	Units
LC34-DPT0623-032.0-20180522	GW	5/22/2018	30	34	TT050718	TRICHLOROETHENE	79-01-6	1	U	UG/L
LC34-DPT0623-032.0-20180522	GW	5/22/2018	30	34	TT050718	VINYL CHLORIDE	75-01-4	1	U	UG/L
LC34-DPT0624-032.0-20180522	GW	5/22/2018	30	34	TT050718	1,1,2-TRICHLOROTRIFLUOROETHANE	76-13-1	1	U	UG/L
LC34-DPT0624-032.0-20180522	GW	5/22/2018	30	34	TT050718	1,1-DICHLOROETHENE	75-35-4	1	U	UG/L
LC34-DPT0624-032.0-20180522	GW	5/22/2018	30	34	TT050718	CIS-1,2-DICHLOROETHENE	156-59-2	94	NULL	UG/L
LC34-DPT0624-032.0-20180522	GW	5/22/2018	30	34	TT050718	TRANS-1,2-DICHLOROETHENE	156-60-5	1	U	UG/L
LC34-DPT0624-032.0-20180522	GW	5/22/2018	30	34	TT050718	TRICHLOROETHENE	79-01-6	1	U	UG/L
LC34-DPT0624-032.0-20180522	GW	5/22/2018	30	34	TT050718	VINYL CHLORIDE	75-01-4	5	NULL	UG/L
LC34-DPT0625-025.0-20180522	GW	5/22/2018	23	27	TT050718	1,1,2-TRICHLOROTRIFLUOROETHANE	76-13-1	3	U	UG/L
LC34-DPT0625-025.0-20180522	GW	5/22/2018	23	27	TT050718	1,1-DICHLOROETHENE	75-35-4	3	U	UG/L
LC34-DPT0625-025.0-20180522	GW	5/22/2018	23	27	TT050718	CIS-1,2-DICHLOROETHENE	156-59-2	330	NULL	UG/L
LC34-DPT0625-025.0-20180522	GW	5/22/2018	23	27	TT050718	TRANS-1,2-DICHLOROETHENE	156-60-5	7	NULL	UG/L
LC34-DPT0625-025.0-20180522	GW	5/22/2018	23	27	TT050718	TRICHLOROETHENE	79-01-6	3	U	UG/L
LC34-DPT0625-025.0-20180522	GW	5/22/2018	23	27	TT050718	VINYL CHLORIDE	75-01-4	170	NULL	UG/L
LC34-DPT0626-032.0-20180522	GW	5/22/2018	30	34	TT050718	1,1,2-TRICHLOROTRIFLUOROETHANE	76-13-1	1	U	UG/L
LC34-DPT0626-032.0-20180522	GW	5/22/2018	30	34	TT050718	1,1-DICHLOROETHENE	75-35-4	1	U	UG/L
LC34-DPT0626-032.0-20180522	GW	5/22/2018	30	34	TT050718	CIS-1,2-DICHLOROETHENE	156-59-2	1	U	UG/L
LC34-DPT0626-032.0-20180522	GW	5/22/2018	30	34	TT050718	TRANS-1,2-DICHLOROETHENE	156-60-5	1	U	UG/L
LC34-DPT0626-032.0-20180522	GW	5/22/2018	30	34	TT050718	TRICHLOROETHENE	79-01-6	1	U	UG/L
LC34-DPT0626-032.0-20180522	GW	5/22/2018	30	34	TT050718	VINYL CHLORIDE	75-01-4	1	U	UG/L
LC34-DPT0629-013.0-20180523	GW	5/23/2018	11	15	TT050718	1,1,2-TRICHLOROTRIFLUOROETHANE	76-13-1	1	U	UG/L
LC34-DPT0629-013.0-20180523	GW	5/23/2018	11	15	TT050718	1,1-DICHLOROETHENE	75-35-4	1	U	UG/L
LC34-DPT0629-013.0-20180523	GW	5/23/2018	11	15	TT050718	CIS-1,2-DICHLOROETHENE	156-59-2	12	NULL	UG/L
LC34-DPT0629-013.0-20180523	GW	5/23/2018	11	15	TT050718	TRANS-1,2-DICHLOROETHENE	156-60-5	1	U	UG/L
LC34-DPT0629-013.0-20180523	GW	5/23/2018	11	15	TT050718	TRICHLOROETHENE	79-01-6	1	U	UG/L
LC34-DPT0629-013.0-20180523	GW	5/23/2018	11	15	TT050718	VINYL CHLORIDE	75-01-4	1	NULL	UG/L
LC34-DPT0629-018.0-20180523	GW	5/23/2018	16	20	TT050718	1,1,2-TRICHLOROTRIFLUOROETHANE	76-13-1	3	U	UG/L
LC34-DPT0629-018.0-20180523	GW	5/23/2018	16	20	TT050718	1,1-DICHLOROETHENE	75-35-4	3	U	UG/L
LC34-DPT0629-018.0-20180523	GW	5/23/2018	16	20	TT050718	CIS-1,2-DICHLOROETHENE	156-59-2	940	NULL	UG/L
LC34-DPT0629-018.0-20180523	GW	5/23/2018	16	20	TT050718	TRANS-1,2-DICHLOROETHENE	156-60-5	3	U	UG/L
LC34-DPT0629-018.0-20180523	GW	5/23/2018	16	20	TT050718	TRICHLOROETHENE	79-01-6	3	U	UG/L
LC34-DPT0629-018.0-20180523	GW	5/23/2018	16	20	TT050718	VINYL CHLORIDE	75-01-4	330	NULL	UG/L
LC34-DPT0629-025.0-20180523	GW	5/23/2018	23	27	TT050718	1,1,2-TRICHLOROTRIFLUOROETHANE	76-13-1	10	U	UG/L
LC34-DPT0629-025.0-20180523	GW	5/23/2018	23	27	TT050718	1,1-DICHLOROETHENE	75-35-4	10	U	UG/L
LC34-DPT0629-025.0-20180523	GW	5/23/2018	23	27	TT050718	CIS-1,2-DICHLOROETHENE	156-59-2	1800	NULL	UG/L
LC34-DPT0629-025.0-20180523	GW	5/23/2018	23	27	TT050718	TRANS-1,2-DICHLOROETHENE	156-60-5	16	NULL	UG/L
LC34-DPT0629-025.0-20180523	GW	5/23/2018	23	27	TT050718	TRICHLOROETHENE	79-01-6	10	U	UG/L
LC34-DPT0629-025.0-20180523	GW	5/23/2018	23	27	TT050718	VINYL CHLORIDE	75-01-4	110	NULL	UG/L
LC34-DPT0630-008.0-20180523	GW	5/23/2018	6	10	TT050718	1,1,2-TRICHLOROTRIFLUOROETHANE	76-13-1	1	U	UG/L
LC34-DPT0630-008.0-20180523	GW	5/23/2018	6	10	TT050718	1,1-DICHLOROETHENE	75-35-4	1	U	UG/L

Sample	Matrix	Sample Date	Top Depth	Bottom Depth	SDG	Parameter	CAS	Lab Result	Lab Qualifier	Units
LC34-DPT0630-008.0-20180523	GW	5/23/2018	6	10	TT050718	CIS-1,2-DICHLOROETHENE	156-59-2	1	U	UG/L
LC34-DPT0630-008.0-20180523	GW	5/23/2018	6	10	TT050718	TRANS-1,2-DICHLOROETHENE	156-60-5	1	U	UG/L
LC34-DPT0630-008.0-20180523	GW	5/23/2018	6	10	TT050718	TRICHLOROETHENE	79-01-6	1	U	UG/L
LC34-DPT0630-008.0-20180523	GW	5/23/2018	6	10	TT050718	VINYL CHLORIDE	75-01-4	1	U	UG/L
LC34-DPT0631-013.0-20180523	GW	5/23/2018	11	15	TT050718	1,1,2-TRICHLOROTRIFLUOROETHANE	76-13-1	1	U	UG/L
LC34-DPT0631-013.0-20180523	GW	5/23/2018	11	15	TT050718	1,1-DICHLOROETHENE	75-35-4	1	U	UG/L
LC34-DPT0631-013.0-20180523	GW	5/23/2018	11	15	TT050718	CIS-1,2-DICHLOROETHENE	156-59-2	11	NULL	UG/L
LC34-DPT0631-013.0-20180523	GW	5/23/2018	11	15	TT050718	TRANS-1,2-DICHLOROETHENE	156-60-5	1	U	UG/L
LC34-DPT0631-013.0-20180523	GW	5/23/2018	11	15	TT050718	TRICHLOROETHENE	79-01-6	1	U	UG/L
LC34-DPT0631-013.0-20180523	GW	5/23/2018	11	15	TT050718	VINYL CHLORIDE	75-01-4	33	NULL	UG/L
LC34-DPT0631-032.0-20180523	GW	5/23/2018	30	34	TT050718	1,1,2-TRICHLOROTRIFLUOROETHANE	76-13-1	1	U	UG/L
LC34-DPT0631-032.0-20180523	GW	5/23/2018	30	34	TT050718	1,1-DICHLOROETHENE	75-35-4	1	U	UG/L
LC34-DPT0631-032.0-20180523	GW	5/23/2018	30	34	TT050718	CIS-1,2-DICHLOROETHENE	156-59-2	24	NULL	UG/L
LC34-DPT0631-032.0-20180523	GW	5/23/2018	30	34	TT050718	TRANS-1,2-DICHLOROETHENE	156-60-5	1	U	UG/L
LC34-DPT0631-032.0-20180523	GW	5/23/2018	30	34	TT050718	TRICHLOROETHENE	79-01-6	1	U	UG/L
LC34-DPT0631-032.0-20180523	GW	5/23/2018	30	34	TT050718	VINYL CHLORIDE	75-01-4	1	U	UG/L
LC34-DPT0632-032.0-20180523	GW	5/23/2018	30	34	TT050718	1,1,2-TRICHLOROTRIFLUOROETHANE	76-13-1	5	U	UG/L
LC34-DPT0632-032.0-20180523	GW	5/23/2018	30	34	TT050718	1,1-DICHLOROETHENE	75-35-4	5	U	UG/L
LC34-DPT0632-032.0-20180523	GW	5/23/2018	30	34	TT050718	CIS-1,2-DICHLOROETHENE	156-59-2	2100	NULL	UG/L
LC34-DPT0632-032.0-20180523	GW	5/23/2018	30	34	TT050718	TRANS-1,2-DICHLOROETHENE	156-60-5	5	U	UG/L
LC34-DPT0632-032.0-20180523	GW	5/23/2018	30	34	TT050718	TRICHLOROETHENE	79-01-6	5	U	UG/L
LC34-DPT0632-032.0-20180523	GW	5/23/2018	30	34	TT050718	VINYL CHLORIDE	75-01-4	12	NULL	UG/L
LC34-DPT0636-013.0-20180524	GW	5/24/2018	11	15	TT050718	1,1,2-TRICHLOROTRIFLUOROETHANE	76-13-1	2	U	UG/L
LC34-DPT0636-013.0-20180524	GW	5/24/2018	11	15	TT050718	1,1-DICHLOROETHENE	75-35-4	2	U	UG/L
LC34-DPT0636-013.0-20180524	GW	5/24/2018	11	15	TT050718	CIS-1,2-DICHLOROETHENE	156-59-2	270	NULL	UG/L
LC34-DPT0636-013.0-20180524	GW	5/24/2018	11	15	TT050718	TRANS-1,2-DICHLOROETHENE	156-60-5	2	U	UG/L
LC34-DPT0636-013.0-20180524	GW	5/24/2018	11	15	TT050718	TRICHLOROETHENE	79-01-6	2	U	UG/L
LC34-DPT0636-013.0-20180524	GW	5/24/2018	11	15	TT050718	VINYL CHLORIDE	75-01-4	250	NULL	UG/L
LC34-DPT0636-018.0-20180524	GW	5/24/2018	16	20	TT050718	1,1,2-TRICHLOROTRIFLUOROETHANE	76-13-1	5	U	UG/L
LC34-DPT0636-018.0-20180524	GW	5/24/2018	16	20	TT050718	1,1-DICHLOROETHENE	75-35-4	5	U	UG/L
LC34-DPT0636-018.0-20180524	GW	5/24/2018	16	20	TT050718	CIS-1,2-DICHLOROETHENE	156-59-2	1200	NULL	UG/L
LC34-DPT0636-018.0-20180524	GW	5/24/2018	16	20	TT050718	TRANS-1,2-DICHLOROETHENE	156-60-5	5	U	UG/L
LC34-DPT0636-018.0-20180524	GW	5/24/2018	16	20	TT050718	TRICHLOROETHENE	79-01-6	5	U	UG/L
LC34-DPT0636-018.0-20180524	GW	5/24/2018	16	20	TT050718	VINYL CHLORIDE	75-01-4	770	NULL	UG/L
LC34-DPT0637-013.0-20180524	GW	5/24/2018	11	15	TT050718	1,1,2-TRICHLOROTRIFLUOROETHANE	76-13-1	2	U	UG/L
LC34-DPT0637-013.0-20180524	GW	5/24/2018	11	15	TT050718	1,1-DICHLOROETHENE	75-35-4	2	U	UG/L
LC34-DPT0637-013.0-20180524	GW	5/24/2018	11	15	TT050718	CIS-1,2-DICHLOROETHENE	156-59-2	950	NULL	UG/L
LC34-DPT0637-013.0-20180524	GW	5/24/2018	11	15	TT050718	TRANS-1,2-DICHLOROETHENE	156-60-5	2	U	UG/L
LC34-DPT0637-013.0-20180524	GW	5/24/2018	11	15	TT050718	TRICHLOROETHENE	79-01-6	2	U	UG/L
LC34-DPT0637-013.0-20180524	GW	5/24/2018	11	15	TT050718	VINYL CHLORIDE	75-01-4	890	NULL	UG/L

Sample	Matrix	Sample Date	Top Depth	Bottom Depth	SDG	Parameter	CAS	Lab Result	Lab Qualifier	Units
LC34-DPT0639-013.0-20180524	GW	5/24/2018	11	15	TT050718	1,1,2-TRICHLOROTRIFLUOROETHANE	76-13-1	1	U	UG/L
LC34-DPT0639-013.0-20180524	GW	5/24/2018	11	15	TT050718	1,1-DICHLOROETHENE	75-35-4	1	U	UG/L
LC34-DPT0639-013.0-20180524	GW	5/24/2018	11	15	TT050718	CIS-1,2-DICHLOROETHENE	156-59-2	1	U	UG/L
LC34-DPT0639-013.0-20180524	GW	5/24/2018	11	15	TT050718	TRANS-1,2-DICHLOROETHENE	156-60-5	1	U	UG/L
LC34-DPT0639-013.0-20180524	GW	5/24/2018	11	15	TT050718	TRICHLOROETHENE	79-01-6	1	U	UG/L
LC34-DPT0639-013.0-20180524	GW	5/24/2018	11	15	TT050718	VINYL CHLORIDE	75-01-4	3	NULL	UG/L
LC34-DPT0639-032.0-20180525	GW	5/25/2018	30	34	TT050718	1,1,2-TRICHLOROTRIFLUOROETHANE	76-13-1	1	U	UG/L
LC34-DPT0639-032.0-20180525	GW	5/25/2018	30	34	TT050718	1,1-DICHLOROETHENE	75-35-4	1	U	UG/L
LC34-DPT0639-032.0-20180525	GW	5/25/2018	30	34	TT050718	CIS-1,2-DICHLOROETHENE	156-59-2	1	U	UG/L
LC34-DPT0639-032.0-20180525	GW	5/25/2018	30	34	TT050718	TRANS-1,2-DICHLOROETHENE	156-60-5	1	U	UG/L
LC34-DPT0639-032.0-20180525	GW	5/25/2018	30	34	TT050718	TRICHLOROETHENE	79-01-6	1	U	UG/L
LC34-DPT0639-032.0-20180525	GW	5/25/2018	30	34	TT050718	VINYL CHLORIDE	75-01-4	1	U	UG/L
LC34-DPT0640-013.0-20180525	GW	5/25/2018	11	15	TT050718	1,1,2-TRICHLOROTRIFLUOROETHANE	76-13-1	1	U	UG/L
LC34-DPT0640-013.0-20180525	GW	5/25/2018	11	15	TT050718	1,1-DICHLOROETHENE	75-35-4	1	U	UG/L
LC34-DPT0640-013.0-20180525	GW	5/25/2018	11	15	TT050718	CIS-1,2-DICHLOROETHENE	156-59-2	1	U	UG/L
LC34-DPT0640-013.0-20180525	GW	5/25/2018	11	15	TT050718	TRANS-1,2-DICHLOROETHENE	156-60-5	1	U	UG/L
LC34-DPT0640-013.0-20180525	GW	5/25/2018	11	15	TT050718	TRICHLOROETHENE	79-01-6	1	U	UG/L
LC34-DPT0640-013.0-20180525	GW	5/25/2018	11	15	TT050718	VINYL CHLORIDE	75-01-4	4	NULL	UG/L

ANALYTICAL LABORATORIES OF FLORIDA

FIELD ACTIVITIES FORM

Project Name: LC34 ALF Project: TT110617

Address: KSC, Fl.

PROJECT NOTES:

Method: EPA8260; Target Compounds: Vinyl chloride, 1,1-DCE, Freon 113, c/t-12,DCE, and TCE. (Lab#2/GC#8 and Lab#1/GC#5)

11/10/17 Activities:

1214 (GC#5) Remove 1 ml GW sample W-102 from VOA vial W-102C-2. Add int/surr stds. Load onto PT-3. FN: LC34-DPT598@83' / Lab ID:TT110617-W-102DUP. 1224 Inject

1328 Rec 12 GW samples on ice (2 @ 40 ml VOA vials) from CS: Temp = 76F. DPT597@8'(1030)/W103 ;@13'(1040)/W104 ; @18' (1050)/W105 ; @23(1100)/W106 ;

1328 Rec 12 GW samples on ice (2 @ 40 ml VOA vials) from CS: DPT597@28'(1115)/W107 ;@33'(1130)/W108 ; @38' (1145)/W109 ; @43(1205)/W110 ;

1328 Rec 12 GW samples on ice (2 @ 40 ml VOA vials) from CS: DPT597@48'(1225)/W111 ;@53'(1245)/W112 ; @58' (1305)/W113 ; @63(1325)/W114 ;

1329 (GC#5) Remove 10 ml GW sample W-103 from VOA vial W-103C-1. Add int/surr stds. Load onto PT-3. FN: LC34-DPT597@8' / Lab ID:TT110617-W-103. 1339 Inject

1344 (GC#5) Remove 5 ml GW sample W-104 from VOA vial W-104C-1. Add int/surr stds. Load onto PT-3. FN: LC34-DPT597@13' / Lab ID:TT110617-W-104. 1354 Inject

1401 (GC#5) Remove 5 ml GW sample W-105 from VOA vial W-105C-1. Add int/surr stds. Load onto PT-3. FN: LC34-DPT597@18' / Lab ID:TT110617-W-105. 1411 Inject

1417 (GC#5) Remove 10 ml GW sample W-106 from VOA vial W-106C-1. Add int/surr stds. Load onto PT-3. FN: LC34-DPT597@23' / Lab ID:TT110617-W-106. 1427 Inject

1432 (GC#5) Remove 10 ml GW sample W-107 from VOA vial W-107C-1. Add int/surr stds. Load onto PT-3. FN: LC34-DPT597@28' / Lab ID:TT110617-W-107. 1442 Inject

1513 (GC#5) Remove 10 ml GW sample W-108 from VOA vial W-108C-1. Add int/surr stds. Load onto PT-3. FN: LC34-DPT597@33' / Lab ID:TT110617-W-108. 1523 Inject

1530 (GC#5) Remove 10 ml GW sample W-106 from VOA vial W-106C-2. Add int/surr stds. Load onto PT-3. FN: LC34-DPT597@23' / Lab ID:TT110617-W-106ms. 1540 Inject

1533 (GC#8) Remove 0.5 ml GW sample W-109 from VOA vial W-109C-1. Add int/surr stds. Load onto PT-3. FN: LC34-DPT597@38' / Lab ID:TT110617-W-109. 1543 Inject

1547 (GC#5) Remove 0.005 ml GW sample W-110 from VOA vial W-110C-1. Add int/surr stds. Load onto PT-3. FN: LC34-DPT597@43' / Lab ID:TT110617-W-110. 1557 Inject

1549 (GC#8) Remove 0.003 ml GW sample W-111 from VOA vial W-111C-1. Add int/surr stds. Load onto PT-3. FN: LC34-DPT597@48' / Lab ID:TT110617-W-111. 1559 Inject

1605 (GC#5) Remove 0.005 ml GW sample W-112 from VOA vial W-112C-1. Add int/surr stds. Load onto PT-3. FN: LC34-DPT597@53' / Lab ID:TT110617-W-112. 1615 Inject

1606 (GC#8) Remove 0.004 ml GW sample W-113 from VOA vial W-113C-1. Add int/surr stds. Load onto PT-3. FN: LC34-DPT597@58' / Lab ID:TT110617-W-113. 1616 Inject

1623 (GC#5) Remove 0.01 ml GW sample W-114 from VOA vial W-114C-1. Add int/surr stds. Load onto PT-3. FN: LC34-DPT597@63' / Lab ID:TT110617-W-114. 1633 Inject

11/13/17 Activities: (Lab#1/GC#5)

1026 Rec 2 GW samples on ice (2 @ 40 ml VOA vials) from CS: DPT599@8'(1015)/W115 ;@13'(1025)/W116

1026 Run BFB Dynamic hardware tune ; Refrigerator # 2 temp < -5C ; Ambient temp 75 F. JG Finneran 10ml VOA vials Lot# 7939170531V1 Amber

1027 Run method blank in (fn: 111317blk1.d) 10 ml H20. All analyte responses equal to or < 5% of lowest quantitation calibration standard.

1043 Run 10ml H20 with 100ng spike (fn: 111317ccv1.d). All compound responses between within 20 % expected response and ion ratios within 30% expected ratio.TuneGood.

1050 Remove 10 ml GW sample W-115 from VOA vial W-115C-1. Add int/surr stds. Load onto PT-3. FN: LC34-DPT599@8' / Lab ID:TT110617-W-115. 1100 Inject

1107 Remove 10 ml GW sample W-115 from VOA vial W-115C-2. Add 100ng,int/surr stds. Load onto PT-3. FN: LC34-DPT599@8' / Lab ID:TT110617-W-115MS. 1117 Inject

1115 Rec 4 GW samples on ice (2 @ 40 ml VOA vials) from CS: Temp = 76F. DPT599@18'(1035)/W117 ;@23'(1045)/W118 ; @ 28'(1055)/W119; @ 33'(1110)/W120

1124 Remove 10 ml GW sample W-116 from VOA vial W-116C-1. Add int/surr stds. Load onto PT-3. FN: LC34-DPT599@13' / Lab ID:TT110617-W-116. 1134 Inject

1140 Remove 10 ml GW sample W-117 from VOA vial W-117C-1. Add int/surr stds. Load onto PT-3. FN: LC34-DPT599@18' / Lab ID:TT110617-W-117. 1150 Inject

1158 Remove 0.05 ml GW sample W-118 from VOA vial W-118C-1. Add int/surr stds. Load onto PT-3. FN: LC34-DPT599@23' / Lab ID:TT110617-W-118. 1208 Inject

1215 Remove 0.005 ml GW sample W-119 from VOA vial W-119C-1. Add int/surr stds. Load onto PT-3. FN: LC34-DPT599@28' / Lab ID:TT110617-W-119. 1225 Inject

1220 Rec 4 GW samples on ice (2 @ 40 ml VOA vials) from CS: Temp = 78F. DPT599@38'(1125)/W121 ;@43'(1140)/W122 ; @ 48'(1155)/W123; @ 53'(1210)/W124

1233 Remove 0.003 ml GW sample W-120 from VOA vial W-120C-1. Add int/surr stds. Load onto PT-3. FN: LC34-DPT599@33' / Lab ID:TT110617-W-120. 1243 Inject

1250 Remove 0.003 ml GW sample W-121 from VOA vial W-121C-1. Add int/surr stds. Load onto PT-3. FN: LC34-DPT599@38' / Lab ID:TT110617-W-121. 1300 Inject

1307 Remove 0.003 ml GW sample W-121 from VOA vial W-121C-2. Add int/surr stds. Load onto PT-3. FN: LC34-DPT599@38' / Lab ID:TT110617-W-121dup. 1317 Inject

1326 Remove 0.003 ml GW sample W-122 from VOA vial W-122C-1. Add int/surr stds. Load onto PT-3. FN: LC34-DPT599@43' / Lab ID:TT110617-W-122. 1336 Inject

1344 Remove 0.005 ml GW sample W-123 from VOA vial W-123C-1. Add int/surr stds. Load onto PT-3. FN: LC34-DPT599@48' / Lab ID:TT110617-W-123. 1354 Inject

1402 Remove 0.05 ml GW sample W-124 from VOA vial W-124C-1. Add int/surr stds. Load onto PT-3. FN: LC34-DPT599@53' / Lab ID:TT110617-W-124. 1412 Inject

1419 Remove 0.05 ml GW sample W-125 from VOA vial W-125C-1. Add int/surr stds. Load onto PT-3. FN: LC34-DPT599@58' / Lab ID:TT110617-W-125. 1429 Inject

1433 Rec 4 GW samples on ice (2 @ 40 ml VOA vials) from CS: Temp = 77F. DPT599@58'(1245)/W125 ;@63'(1335)/W126 ; @63'(1400)/W127; @ 73'(1430)/W128

1436 Remove 0.1 ml GW sample W-126 from VOA vial W-126C-1. Add int/surr stds. Load onto PT-3. FN: LC34-DPT599@63' / Lab ID:TT110617-W-126. 1446 Inject

1454 Remove 0.5 ml GW sample W-126 from VOA vial W-126C-2. Add int/surr stds. Load onto PT-3. FN: LC34-DPT599@63' / Lab ID:TT110617-W-126DUP. 1504 Inject

1510 Remove 0.25 ml GW sample W-127 from VOA vial W-127C-1. Add int/surr stds. Load onto PT-3. FN: LC34-DPT599@68' / Lab ID:TT110617-W-127. 1520 Inject

1528 Remove 0.1 ml GW sample W-128 from VOA vial W-128C-1. Add int/surr stds. Load onto PT-3. FN: LC34-DPT599@73' / Lab ID:TT110617-W-128. 1538 Inject

1540 Rec 2 GW samples on ice (2 @ 40 ml VOA vials) from CS: Temp = 82F. DPT599@78'(1500)/W129 ;@83'(1525)/W130

1545 Remove 0.1 ml GW sample W-129 from VOA vial W-129C-1. Add int/surr stds. Load onto PT-3. FN: LC34-DPT599@78' / Lab ID:TT110617-W-129. 1555 Inject

1603 Remove 0.1 ml GW sample W-130 from VOA vial W-130C-1. Add int/surr stds. Load onto PT-3. FN: LC34-DPT599@83' / Lab ID:TT110617-W-130. 1613 Inject

1621 Remove 0.005 ml GW sample W-130 from VOA vial W-130C-2. Add int/surr stds. Load onto PT-3. FN: LC34-DPT599@83' / Lab ID:TT110617-W-130R. 1631 Inject

1645 Discard samples in IDW drum.

11/14/17 Activities:

0830 Rec 3 GW samples on ice (2 @ 40 ml VOA vials) from CS. Temp = 73F PSBA-DPT250@35'(0735)/W131 ;@45'(0750)/W132; @55'(0805)/W133

0849 Run BFB Dynamic hardware tune ; Refrigerator # 2 temp < -5C ; Ambient temp 78 F. JG Finneran 10ml VOA vials Lot# 7939170531V1 Amber

0851 Run method blank in (fn: 111417blk1.d) 10 ml H20. All analyte responses equal to or < 5% of lowest quantitation calibration standard.TuneGood.

Sampler / Company On-site: Chuck Sorden - TetraTech

Delays: _____

Weather: _____

Date: 11/10, 13-14/17 Page 5 of 9

Signature: 

Important phone calls / Changes:

ANALYTICAL LABORATORIES OF FLORIDA

FIELD ACTIVITIES FORM

Project Name: LC34 ALF Project: TT110617

Address: KSC, Fl.

PROJECT NOTES:

Method: EPA8260; Target Compounds: Vinyl chloride, 1,1-DCE, Freon 113, c/t-12,DCE, and TCE. (Lab#1/GC#5)

11/14/17 Activities:

0907 Run 10ml H20 with 100ng spike (fn: 111417ccv1.d). All compound responses between within 20 % expected response and ion ratios within 30% expected ratio.
0914 Remove 10 ml GW sample W-131 from VOA vial W-131C-1. Add int/surr stds. Load onto PT-3. FN: PSBA-DPT250@35' / Lab ID:TT110617-W-131. 0924 Inject
0925 Rec 3 GW samples on ice (2 @ 40 ml VOA vials) from CS: Temp = 74F. DPT251@35'(0845)/W134 ;@45'(0900)/W135; @55' (0920)/W136
0930 Remove 10 ml GW sample W-132 from VOA vial W-132C-1. Add int/surr stds. Load onto PT-3. FN: PSBA-DPT250@45' / Lab ID:TT110617-W-132. 0940 Inject
0946 Remove 10 ml GW sample W-131 from VOA vial W-131C-2. Add 100ng, int/surr stds. Load onto PT-3. FN: PSBA-DPT250@35' / Lab ID:TT110617-W-131MS. 0956 Inject
1002 Remove 10 ml GW sample W-133 from VOA vial W-133C-1. Add int/surr stds. Load onto PT-3. FN: PSBA-DPT250@55' / Lab ID:TT110617-W-133. 1012 Inject
1018 Remove 10 ml GW sample W-134 from VOA vial W-134C-1. Add int/surr stds. Load onto PT-3. FN: PSBA-DPT251@35' / Lab ID:TT110617-W-134. 1028 Inject
1034 Remove 10 ml GW sample W-135 from VOA vial W-135C-1. Add int/surr stds. Load onto PT-3. FN: PSBA-DPT251@45' / Lab ID:TT110617-W-135. 1044 Inject
1048 Rec 3 GW samples on ice (2 @ 40 ml VOA vials) from CS: Temp = 76F. DPT252@55'(1045)/W137 ;@45'(1030)/W138; @35' (1015)/W139
1050 Remove 10 ml GW sample W-136 from VOA vial W-136C-1. Add int/surr stds. Load onto PT-3. FN: PSBA-DPT251@55' / Lab ID:TT110617-W-136. 1100 Inject
1106 Remove 10 ml GW sample W-132 from VOA vial W-132C-2. Add int/surr stds. Load onto PT-3. FN: PSBA-DPT250@45' / Lab ID:TT110617-W-132dup. 1116 Inject
1122 Remove 10 ml GW sample W-137 from VOA vial W-137C-1. Add int/surr stds. Load onto PT-3. FN: PSBA-DPT252@55' / Lab ID:TT110617-W-137. 1132 Inject
1138 Remove 10 ml GW sample W-138 from VOA vial W-138C-1. Add int/surr stds. Load onto PT-3. FN: PSBA-DPT252@45' / Lab ID:TT110617-W-138. 1148 Inject
1145 Rec 3 GW samples on ice (2 @ 40 ml VOA vials) from CS: Temp = 78F. DPT253@55'(1155)/W140 ;@45'(1140)/W141; @35' (1125)/W142
1152 Remove 10 ml GW sample W-139 from VOA vial W-139C-1. Add int/surr stds. Load onto PT-3. FN: PSBA-DPT252@35' / Lab ID:TT110617-W-139. 1202 Inject
1207 Remove 10 ml GW sample W-140 from VOA vial W-140C-1. Add int/surr stds. Load onto PT-3. FN: PSBA-DPT253@55' / Lab ID:TT110617-W-140. 1217 Inject
1222 Remove 10 ml GW sample W-141 from VOA vial W-141C-1. Add int/surr stds. Load onto PT-3. FN: PSBA-DPT253@45' / Lab ID:TT110617-W-141. 1232 Inject
1237 Remove 10 ml GW sample W-142 from VOA vial W-142C-1. Add int/surr stds. Load onto PT-3. FN: PSBA-DPT253@35' / Lab ID:TT110617-W-142. 1247 Inject
1254 Remove 10 ml GW sample W-141 from VOA vial W-141C-2. Add 100ng,int/surr stds. Load onto PT-3. FN: PSBA-DPT253@45' / Lab ID:TT110617-W-141MS. 1304 Inject
1311 Remove 10 ml GW sample W-140 from VOA vial W-140C-2. Add int/surr stds. Load onto PT-3. FN: PSBA-DPT253@55' / Lab ID:TT110617-W-140DUP. 1321 Inject
1525 Rec 3 GW samples (2 @ 40 ml VOA vials) from CS: Temp = 76F. PSBA-DPT254@55'(1445)/W143; @ 45'(1430)/W144 ; @ 35'(1415)/W145
1535 Remove 10 ml GW sample W-143 from VOA vial W-143C-1. Add int/surr stds. Load onto PT-3. FN: PSBA-DPT254@55' / Lab ID:TT110617-W-143. 1545 Inject
1552 Remove 10 ml GW sample W-144 from VOA vial W-144C-1. Add int/surr stds. Load onto PT-3. FN: PSBA-DPT254@45' / Lab ID:TT110617-W-144. 1602 Inject
1607 Remove 10 ml GW sample W-145 from VOA vial W-145C-1. Add int/surr stds. Load onto PT-3. FN: PSBA-DPT254@35' / Lab ID:TT110617-W-145. 1617 Inject
1612 Rec 3 GW samples (2 @ 40 ml VOA vials) from CS: Temp = 75F. PSBA-DPT253@55'(1625)/W146; @ 45'(1610)/W147 ; @ 35'(1555)/W148
1623 Remove 10 ml GW sample W-146 from VOA vial W-146C-1. Add int/surr stds. Load onto PT-3. FN: PSBA-DPT253@55' / Lab ID:TT110617-W-146. 1633 Inject
1638 Remove 10 ml GW sample W-147 from VOA vial W-147C-1. Add int/surr stds. Load onto PT-3. FN: PSBA-DPT253@45' / Lab ID:TT110617-W-147. 1648 Inject
1652 Remove 10 ml GW sample W-148 from VOA vial W-148C-1. Add int/surr stds. Load onto PT-3. FN: PSBA-DPT253@35' / Lab ID:TT110617-W-148. 1702 Inject
1704 Rec 1 GW samples (2 @ 40 ml VOA vials) from CS: DPT252@55'(1740)/W149
1711 Remove 10 ml GW sample W-149 from VOA vial W-149C-1. Add int/surr stds. Load onto PT-3. FN: PSBA-DPT252@55' / Lab ID:TT110617-W-149. 1721 Inject
1713 Rec 1 GW samples (2 @ 40 ml VOA vials) from CS: DPT252@45'(1725)/W150
1726 Remove 10 ml GW sample W-150 from VOA vial W-150C-1. Add int/surr stds. Load onto PT-3. FN: PSBA-DPT252@45' / Lab ID:TT110617-W-150. 1736 Inject
1727 Rec 1 GW samples (2 @ 40 ml VOA vials) from CS: DPT252@35'(1710)/W151
1739 Remove 10 ml GW sample W-151 from VOA vial W-151C-1. Add int/surr stds. Load onto PT-3. FN: PSBA-DPT252@35' / Lab ID:TT110617-W-151. 1749 Inject

11/15/17 Activities:

0840 Rec 3 GW samples on ice (2 @ 40 ml VOA vials) from CS: Temp = 74F. DPT251@55'(0710)/W152 ;@45'(0725)/W153; @35' (0740)/W154
0857 Run BFB Dynamic hardware tune ; Refrigerator # 2 temp < -5C ; Ambient temp 74 F. JG Finneran 10ml VOA vials Lot# 7939170531V1 Amber
0900 Run method blank in (fn: 111517blk1.d) 10 ml H20. All analyte responses equal to or < 5% of lowest quantitation calibration standard.TuneGood.
0910 Rec 3 GW samples on ice (2 @ 40 ml VOA vials) from CS: Temp = 78F. DPT250@55'(0900)/W155 ;@45'(0845)/W156; @35' (0830)/W157
0916 Run 10ml H20 with 100ng spike (fn: 111517ccv1.d). All compound responses between within 20 % expected response and ion ratios within 30% expected ratio.
0921 Remove 10 ml GW sample W-152 from VOA vial W-152C-1. Add int/surr stds. Load onto PT-3. FN: PSBA-DPT251@55' / Lab ID:TT110617-W-152. 0931 Inject
0936 Remove 10 ml GW sample W-153 from VOA vial W-153C-1. Add int/surr stds. Load onto PT-3. FN: PSBA-DPT251@45' / Lab ID:TT110617-W-153. 0956 Inject
0951 Remove 10 ml GW sample W-152 from VOA vial W-152C-2. Add int/surr stds. Load onto PT-3. FN: PSBA-DPT251@55' / Lab ID:TT110617-W-152dup. 1001 Inject
1006 Remove 10 ml GW sample W-154 from VOA vial W-154C-1. Add int/surr stds. Load onto PT-3. FN: PSBA-DPT251@35' / Lab ID:TT110617-W-154. 1016 Inject
1010 Rec 3 GW samples on ice (2 @ 40 ml VOA vials) from CS: Temp = 79F. DPT255@55'(1000)/W158 ;@45'(0945)/W159; @35' (0930)/W160
1020 Remove 10 ml GW sample W-155 from VOA vial W-155C-1. Add int/surr stds. Load onto PT-3. FN: PSBA-DPT250@55' / Lab ID:TT110617-W-155. 1030 Inject
1034 Remove 10 ml GW sample W-156 from VOA vial W-156C-1. Add int/surr stds. Load onto PT-3. FN: PSBA-DPT250@45' / Lab ID:TT110617-W-156. 1044 Inject
1050 Remove 10 ml GW sample W-155 from VOA vial W-155C-2. Add 100ng,int/surr stds. Load onto PT-3. FN: PSBA-DPT250@55' / Lab ID:TT110617-W-155MS. 1100 Inject
1104 Remove 10 ml GW sample W-156 from VOA vial W-156C-2. Add int/surr stds. Load onto PT-3. FN: PSBA-DPT250@45' / Lab ID:TT110617-W-156dup. 1114 Inject
1114 Rec 3 GW samples on ice (2 @ 40 ml VOA vials) from CS: Temp = 77F. DPT256@55'(1110)/W161 ;@45'(105)/W162; @35' (1040)/W163
1120 Remove 10 ml GW sample W-157 from VOA vial W-157C-1. Add int/surr stds. Load onto PT-3. FN: PSBA-DPT250@35' / Lab ID:TT110617-W-157. 1130 Inject
1136 Remove 10 ml GW sample W-158 from VOA vial W-158C-1. Add int/surr stds. Load onto PT-3. FN: PSBA-DPT255@55' / Lab ID:TT110617-W-158. 1146 Inject

Sampler / Company On-site: Chuck Sorden - TetraTech

Delays: _____

Weather: _____

Date: 11/14-15/17 Page 6 of 9

Signature: 

Important phone calls / Changes:

ANALYTICAL LABORATORIES OF FLORIDA

FIELD ACTIVITIES FORM

Project Name: LC34 ALF Project: TT110617

Address: KSC, Fl.

PROJECT NOTES:

Method: EPA8260; Target Compounds: Vinyl chloride, 1,1-DCE, Freon 113, c/t-12,DCE, and TCE. (Lab#1/GC#5)

11/15/17 Activities:

1150 Remove 10 ml GW sample W-159 from VOA vial W-159C-1. Add int/surr stds. Load onto PT-3. FN: PSBA-DPT255@45' / Lab ID:TT110617-W-159. 1200 Inject

1204 Remove 10 ml GW sample W-160 from VOA vial W-160C-1. Add int/surr stds. Load onto PT-3. FN: PSBA-DPT255@35' / Lab ID:TT110617-W-160. 1214 Inject

1215 Rec 3 GW samples on ice (2 @ 40 ml VOA vials) from CS: Temp = 76F. DPT257@55'(1210)/W164 ;@45'(1155)/W165; @35' (1140)/W166

1219 Remove 10 ml GW sample W-161 from VOA vial W-161C-1. Add int/surr stds. Load onto PT-3. FN: PSBA-DPT256@55' / Lab ID:TT110617-W-161. 1229 Inject

1234 Remove 10 ml GW sample W-162 from VOA vial W-162C-1. Add int/surr stds. Load onto PT-3. FN: PSBA-DPT256@45' / Lab ID:TT110617-W-162. 1244 Inject

1248 Remove 10 ml GW sample W-163 from VOA vial W-163C-1. Add int/surr stds. Load onto PT-3. FN: PSBA-DPT256@35' / Lab ID:TT110617-W-163. 1258 Inject

1302 Remove 10 ml GW sample W-164 from VOA vial W-164C-1. Add int/surr stds. Load onto PT-3. FN: PSBA-DPT257@55' / Lab ID:TT110617-W-164. 1312 Inject

1318 Remove 10 ml GW sample W-165 from VOA vial W-165C-1. Add int/surr stds. Load onto PT-3. FN: PSBA-DPT257@45' / Lab ID:TT110617-W-165. 1328 Inject

1334 Remove 10 ml GW sample W-165 from VOA vial W-165C-2. Add 100NG,int/surr stds. Load onto PT-3. FN: PSBA-DPT257@45' / Lab ID:TT110617-W-165MS. 1344 Inject

1349 Remove 10 ml GW sample W-166 from VOA vial W-166C-1. Add int/surr stds. Load onto PT-3. FN: PSBA-DPT257@35' / Lab ID:TT110617-W-166. 1359 Inject

1442 Rec 1 GW samples (2 @ 40 ml VOA vials) from CS: Temp=79F DPT258@55'(1510)/W167

1448 Remove 10 ml GW sample W-167 from VOA vial W-167C-1. Add int/surr stds. Load onto PT-3. FN: PSBA-DPT258@55' / Lab ID:TT110617-W-167. 1458 Inject

1500 Rec 1 GW samples (2 @ 40 ml VOA vials) from CS: Temp=78F DPT258@45'(1455)/W168

1504 Remove 10 ml GW sample W-168 from VOA vial W-168C-1. Add int/surr stds. Load onto PT-3. FN: PSBA-DPT258@45' / Lab ID:TT110617-W-168. 1514 Inject

1512 Rec 1 GW samples (2 @ 40 ml VOA vials) from CS: Temp=78F DPT258@35'(1440)/W169

1522 Remove 10 ml GW sample W-169 from VOA vial W-169C-1. Add int/surr stds. Load onto PT-3. FN: PSBA-DPT258@35' / Lab ID:TT110617-W-169. 1532 Inject

1533 Rec 1 GW samples (2 @ 40 ml VOA vials) from CS: Temp=78F DPT259@55'(1610)/W170

1537 Remove 10 ml GW sample W-170 from VOA vial W-170C-1. Add int/surr stds. Load onto PT-3. FN: PSBA-DPT259@55' / Lab ID:TT110617-W-170. 1547 Inject

1548 Rec 1 GW samples (2 @ 40 ml VOA vials) from CS: Temp=78F DPT259@45'(1555)/W171

1553 Remove 10 ml GW sample W-171 from VOA vial W-171C-1. Add int/surr stds. Load onto PT-3. FN: PSBA-DPT259@45' / Lab ID:TT110617-W-171. 1603 Inject

1606 Rec 1 GW samples (2 @ 40 ml VOA vials) from CS: Temp=78F DPT259@35'(1540)/W172

1608 Remove 10 ml GW sample W-172 from VOA vial W-172C-1. Add int/surr stds. Load onto PT-3. FN: PSBA-DPT259@35' / Lab ID:TT110617-W-172. 1618 Inject

1627 Discard samples into IDW drum.

11/16/17 Activities:

0800 Rec 4 GW samples on ice (2 @ 40 ml VOA vials) from CS: Temp = 76F. DPT600@8'(0720)/W173 ;@13'(0730)/W174; @18' (0740)/W175; @23'(0755)/W176

0811 Run BFB Dynamic hardware tune ; Refrigerator # 2 temp < -5C ; Ambient temp 76 F. JG Finneran 10ml VOA vials Lot# 7939170531V1 Amber

0814 Run method blank in (fn: 111617blk1.d) 10 ml H20. All analyte responses equal to or < 5% of lowest quantitation calibration standard.TuneGood.

0829 Run 10ml H20 with 100ng spike (fn: 111617ccv1.d). All compound responses between within 20 % expected response and ion ratios within 30% expected ratio.

1013 Remove 10 ml GW sample W-173 from VOA vial W-173C-1. Add int/surr stds. Load onto PT-3. FN: LC34-DPT600@8' / Lab ID:TT110617-W-173. 1023 Inject

1028 Remove 10 ml GW sample W-174 from VOA vial W-174C-1. Add int/surr stds. Load onto PT-3. FN: LC34-DPT600@13' / Lab ID:TT110617-W-174. 1038 Inject

1032 Rec 7 GW samples on ice (2 @ 40 ml VOA vials) from CS: Temp = 75F. DPT600@28'(0810)/W177 ;@33'(0825)/W178; @38' (0840)/W179; @43'(0855)/W180

1032 Rec 7 GW samples on ice (2 @ 40 ml VOA vials) from CS: DPT600@48'(0915)/W181 ;@53'(0935)/W182; @58' (1020)/W183

1043 Remove 5 ml GW sample W-175 from VOA vial W-175C-1. Add int/surr stds. Load onto PT-3. FN: LC34-DPT600@18' / Lab ID:TT110617-W-174. 1053 Inject

1058 Remove 5 ml GW sample W-176 from VOA vial W-176C-1. Add int/surr stds. Load onto PT-3. FN: LC34-DPT600@23' / Lab ID:TT110617-W-176. 1108 Inject

1113 Remove 5 ml GW sample W-175 from VOA vial W-175C-2. Add 200NG,int/surr stds. Load onto PT-3. FN: LC34-DPT600@18' / Lab ID:TT110617-W-175ms. 1123 Inject

1134 Remove 5 ml GW sample W-177 from VOA vial W-177C-1. Add int/surr stds. Load onto PT-3. FN: LC34-DPT600@28' / Lab ID:TT110617-W-177. 1144 Inject

1142 Rec 3 GW samples on ice (2 @ 40 ml VOA vials) from CS: Temp = 75F. DPT600@63'(1040)/W184 ;@68'(1110)/W185; @73' (1135)/W186

1148 Remove 5 ml GW sample W-178 from VOA vial W-178C-1. Add int/surr stds. Load onto PT-3. FN: LC34-DPT600@33' / Lab ID:TT110617-W-178. 1158 Inject

1205 Remove 5 ml GW sample W-179 from VOA vial W-179C-1. Add int/surr stds. Load onto PT-3. FN: LC34-DPT600@38' / Lab ID:TT110617-W-179. 1215 Inject

1219 Remove 0.025 ml GW sample W-180 from VOA vial W-180C-1. Add int/surr stds. Load onto PT-3. FN: LC34-DPT600@43' / Lab ID:TT110617-W-180. 1229 Inject

1234 Remove 0.25 ml GW sample W-179 from VOA vial W-179C-2. Add int/surr stds. Load onto PT-3. FN: LC34-DPT600@38' / Lab ID:TT110617-W-179dup. 1244 Inject

1250 Remove 0.1 ml GW sample W-181 from VOA vial W-181C-1. Add int/surr stds. Load onto PT-3. FN: LC34-DPT600@48' / Lab ID:TT110617-W-181. 1300 Inject

1300 Rec 2 GW samples on ice (2 @ 40 ml VOA vials) from CS: Temp = 76F. DPT600@78'(1225)/W187 ;@83'(1255)/W188

1304 Remove 0.5 ml GW sample W-182 from VOA vial W-182C-1. Add int/surr stds. Load onto PT-3. FN: LC34-DPT600@53' / Lab ID:TT110617-W-182. 1314 Inject

1319 Remove 1 ml GW sample W-183 from VOA vial W-183C-1. Add int/surr stds. Load onto PT-3. FN: LC34-DPT600@58' / Lab ID:TT110617-W-183. 1329 Inject

1334 Remove 3 ml GW sample W-184 from VOA vial W-184C-1. Add int/surr stds. Load onto PT-3. FN: LC34-DPT600@63' / Lab ID:TT110617-W-184. 1344 Inject

1351 Remove 1 ml GW sample W-184 from VOA vial W-184C-2. Add int/surr stds. Load onto PT-3. FN: LC34-DPT600@63' / Lab ID:TT110617-W-184DUP. 1401 Inject

1405 Rec 3 GW samples on ice (2 @ 40 ml VOA vials) from CS: Temp = 77F. DPT601@8'(1340)/W189 ;@13'(1350)/W190 ; @18'(1400)/W191

1405 Remove 1 ml GW sample W-185 from VOA vial W-185C-1. Add int/surr stds. Load onto PT-3. FN: LC34-DPT600@68' / Lab ID:TT110617-W-185. 1415 Inject

1421 Remove 3 ml GW sample W-186 from VOA vial W-186C-1. Add int/surr stds. Load onto PT-3. FN: LC34-DPT600@73' / Lab ID:TT110617-W-186. 1431 Inject

1436 Remove 1 ml GW sample W-187 from VOA vial W-187C-1. Add int/surr stds. Load onto PT-3. FN: LC34-DPT600@78' / Lab ID:TT110617-W-187. 1446 Inject

1451 Remove 1 ml GW sample W-188 from VOA vial W-188C-1. Add int/surr stds. Load onto PT-3. FN: LC34-DPT600@83' / Lab ID:TT110617-W-188. 1501 Inject

Sampler / Company On-site: Chuck Sorden - TetraTech

Delays: _____

Weather: _____

Date: 11/15-16/17 Page 7 of 9

Signature: _____

Important phone calls / Changes:

ANALYTICAL LABORATORIES OF FLORIDA

FIELD ACTIVITIES FORM

Project Name: LC34 ALF Project: TT110617

Address: KSC, Fl.

PROJECT NOTES:

Method: EPA8260; Target Compounds: Vinyl chloride, 1,1-DCE, Freon 113, c/t-12,DCE, and TCE. (Lab#1/GC#5)

11/16/17 Activities:

1455 Rec 5 GW samples on ice(2@40ml VOA vials)from CS:Temp = 74F. IC34-DPT601@8'(1340)/W189 ;@13'(1350)/W190; @18' (1400)/W191;@23'(1435)/W192;@28'(1450)/W193
1506 Remove 0.1 ml GW sample W-187 from VOA vial W-187C-2. Add int/surr stds. Load onto PT-3. FN: LC34-DPT600@78' / Lab ID:TT110617-W-187r. 1516 Inject
1521 Remove 1 ml GW sample W-188 from VOA vial W-188C-2. Add 100NG,int/surr stds. Load onto PT-3. FN: LC34-DPT600@83' / Lab ID:TT110617-W-188MS. 1531 Inject
1536 Remove 10 ml GW sample W-189 from VOA vial W-189C-1. Add int/surr stds. Load onto PT-3. FN: LC34-DPT601@8' / Lab ID:TT110617-W-189. 1546 Inject
1556 Remove 10 ml GW sample W-190 from VOA vial W-190C-1. Add int/surr stds. Load onto PT-3. FN: LC34-DPT601@13' / Lab ID:TT110617-W-190. 1606 Inject
1604 Rec 4 GW samples on ice(2@40ml VOA vials)from CS:Temp = 76F. LC34-DPT601@33(1505)/W194 ;@38'(1520)/W195; @43'(1535)/W196;@48'(1600)/W197 (1400)
1606 Remove 10 ml GW sample W-191 from VOA vial W-191C-1. Add int/surr stds. Load onto PT-3. FN: LC34-DPT601@18' / Lab ID:TT110617-W-191. 1616 Inject
1622 Remove 1 ml GW sample W-192 from VOA vial W-192C-1. Add int/surr stds. Load onto PT-3. FN: LC34-DPT601@23' / Lab ID:TT110617-W-192. 1632 Inject
1637 Remove 0.25 ml GW sample W-193 from VOA vial W-193C-1. Add int/surr stds. Load onto PT-3. FN: LC34-DPT601@28' / Lab ID:TT110617-W-193. 1647 Inject
1651 Remove 0.05 ml GW sample W-194 from VOA vial W-194C-1. Add int/surr stds. Load onto PT-3. FN: LC34-DPT601@33' / Lab ID:TT110617-W-194. 1701 Inject
1706 Remove 0.05 ml GW sample W-195 from VOA vial W-195C-1. Add int/surr stds. Load onto PT-3. FN: LC34-DPT601@38' / Lab ID:TT110617-W-195. 1716 Inject
1720 Remove 0.025 ml GW sample W-196 from VOA vial W-196C-1. Add int/surr stds. Load onto PT-3. FN: LC34-DPT601@43' / Lab ID:TT110617-W-196. 1730 Inject
1736 Remove 0.02 ml GW sample W-197 from VOA vial W-197C-1. Add int/surr stds. Load onto PT-3. FN: LC34-DPT601@48' / Lab ID:TT110617-W-197. 1746 Inject

11/17/17 Activities:

0800 Rec 2 GW samples on ice (2 @ 40 ml VOA vials) from CS: Temp = 78F. DPT601@53'(0720)/W98 ;@58'(0740)/W199;
0754 Run BFB Dynamic hardware tune ; Refrigerator # 2 temp < -5C ; Ambient temp 63 F. JG Finneran 10ml VOA vials Lot# 7939170531V1 Amber
0757 Run method blank in (fn: 111717blk1.d) 10 ml H20. All analyte responses equal to or < 5% of lowest quantitation calibration standard.TuneGood.
0812 Run 10ml H20 with 100ng spike (fn: 111717ccv1.d). All compound responses between within 20 % expected response and ion ratios within 30% expected ratio.
0819 Remove 0.025 ml GW sample W-198 from VOA vial W-198C-1. Add int/surr stds. Load onto PT-3. FN: LC34-DPT601@53' / Lab ID:TT110617-W-198. 0829 Inject
0835 Remove 1 ml GW sample W-198 from VOA vial W-198C-2. Add int/surr stds. Load onto PT-3. FN: LC34-DPT601@53' / Lab ID:TT110617-W-198r. 0845 Inject
0852 Remove 2 ml GW sample W-199 from VOA vial W-199C-1. Add int/surr stds. Load onto PT-3. FN: LC34-DPT601@58' / Lab ID:TT110617-W-199. 0902 Inject
0907 Remove 1 ml GW sample W-198 from VOA vial W-198C-2syringe. Add 100ng,int/surr stds. Load onto PT-3. FN: LC34-DPT601@53' / Lab ID:TT110617-W-198MS. 0917 Inject
0910 Rec 3 GW samples on ice (2 @ 40 ml VOA vials) from CS: Temp = 77F. DPT601@63'(0800)/W200 ;@68'(0820)/W201;@73'(0850)/W202
0922 Remove 0.5 ml GW sample W-199 from VOA vial W-199C-2. Add int/surr stds. Load onto PT-3. FN: LC34-DPT601@58' / Lab ID:TT110617-W-199DUP. 0932 Inject
0938 Remove 0.5 ml GW sample W-200 from VOA vial W-200C-1. Add int/surr stds. Load onto PT-3. FN: LC34-DPT601@63' / Lab ID:TT110617-W-200. 0948 Inject
0956 Remove 1 ml GW sample W-201 from VOA vial W-201C-1. Add int/surr stds. Load onto PT-3. FN: LC34-DPT601@68' / Lab ID:TT110617-W-201. 1006 Inject
1003 Rec 2 GW samples on ice (2 @ 40 ml VOA vials) from CS: Temp = 79F. DPT601@78'(0920)/W203 ;@83'(0950)/W204
1013 Remove 2 ml GW sample W-202 from VOA vial W-202C-1. Add int/surr stds. Load onto PT-3. FN: LC34-DPT601@73' / Lab ID:TT110617-W-202. 1023 Inject
1029 Remove 0.5 ml GW sample W-203 from VOA vial W-203C-1. Add int/surr stds. Load onto PT-3. FN: LC34-DPT601@78' / Lab ID:TT110617-W-203. 1039 Inject
1045 Remove 2 ml GW sample W-204 from VOA vial W-204C-1. Add int/surr stds. Load onto PT-3. FN: LC34-DPT601@83' / Lab ID:TT110617-W-204. 1055 Inject
1100 Remove 0.5 ml GW sample W-203 from VOA vial W-203C-2. Add int/surr stds. Load onto PT-3. FN: LC34-DPT601@78' / Lab ID:TT110617-W-203DUP. 1110 Inject
1117 Rec 3 GW samples (2 @ 40 ml VOA vials) from CS: Temp = 85F. EB-01(1105)/W205 ; EB-02(1107)/W206 ; EB-03(1109)/W207
1116 Remove 2 ml GW sample W-204 from VOA vial W-204C-2. Add 100NG, int/surr stds. Load onto PT-3. FN: LC34-DPT601@83' / Lab ID:TT110617-W-204MS. 1126 Inject
1132 Remove 10 ml GW sample W-205 from VOA vial W-205C-1. Add int/surr stds. Load onto PT-3. FN: LC34-EB-01 / Lab ID:TT110617-W-205. 1142 Inject
1148 Remove 10 ml GW sample W-206 from VOA vial W-206C-1. Add int/surr stds. Load onto PT-3. FN: LC34-EB-02 / Lab ID:TT110617-W-206. 1158 Inject
1203 Remove 10 ml GW sample W-207 from VOA vial W-207C-1. Add int/surr stds. Load onto PT-3. FN: LC34-EB-03 / Lab ID:TT110617-W-207. 1213 Inject
1231 Run method blank in (fn: 111717blk2.d) 10 ml H20. All analyte responses equal to or < 5% of lowest quantitation calibration standard.
1236 Rec 1 GW samples (2 @ 40 ml VOA vials) from CS: Temp = 86F. TankBlank-01(1235)/W208
1238 Remove 10 ml GW sample W-208 from VOA vial W-208C-1. Add int/surr stds. Load onto PT-3. FN: LC34-TankBlank / Lab ID:TT110617-W-208. 1248 Inject
1301 Rec 1 GW samples (2 @ 40 ml VOA vials) from CS: DPT602@8'(1300)/W209
1302 Remove 10 ml GW sample W-209 from VOA vial W-209C-1. Add int/surr stds. Load onto PT-3. FN: LC34-DPT602@8' / Lab ID:TT110617-W-209. 1312 Inject
1312 Rec 1 GW samples (2 @ 40 ml VOA vials) from CS: DPT602@13'(1310)/W210
1302 Remove 10 ml GW sample W-210 from VOA vial W-210C-1. Add int/surr stds. Load onto PT-3. FN: LC34-DPT602@13' / Lab ID:TT110617-W-210. 1312 Inject
1326 Rec 1 GW samples (2 @ 40 ml VOA vials) from CS: DPT602@18'(1325)/W211
1334 Remove 10 ml GW sample W-211 from VOA vial W-211C-1. Add int/surr stds. Load onto PT-3. FN: LC34-DPT602@18' / Lab ID:TT110617-W-211. 1344 Inject
1351 Rec 1 GW samples (2 @ 40 ml VOA vials) from CS: DPT603@8'(1350)/W212
1349 Remove 10 ml GW sample W-212 from VOA vial W-212C-1. Add int/surr stds. Load onto PT-3. FN: LC34-DPT603@8' / Lab ID:TT110617-W-212. 1359 Inject
1401 Rec 1 GW samples (2 @ 40 ml VOA vials) from CS: DPT603@13'(1400)/W213
1405 Remove 5 ml GW sample W-213 from VOA vial W-213C-1. Add int/surr stds. Load onto PT-3. FN: LC34-DPT603@13' / Lab ID:TT110617-W-213. 1415 Inject
1416 Rec 1 GW samples (2 @ 40 ml VOA vials) from CS: DPT603@13'(1415)/W214
1421 Remove 3 ml GW sample W-214 from VOA vial W-214C-1. Add int/surr stds. Load onto PT-3. FN: LC34-DPT603@18' / Lab ID:TT110617-W-214. 1422 Inject
1431 Rec 1 GW samples (2 @ 40 ml VOA vials) from CS: DPT604@8'(1440)/W215

Sampler / Company On-site: Chuck Sorden - TetraTech

Delays: _____

Weather: _____

Date: 11/16-17/17 Page 8 of 9

Signature: 

Important phone calls / Changes:

ANALYTICAL LABORATORIES OF FLORIDA

FIELD ACTIVITIES FORM

Project Name: LC34 ALF Project: TT110617

Address: KSC, Fl.

PROJECT NOTES:

Method: EPA8260; Target Compounds: Vinyl chloride, 1,1-DCE, Freon 113, c/t-12,DCE, and TCE. (Lab#1/GC#5)

11/17/17 Activities:

1436 Remove 10 ml GW sample W-215 from VOA vial W-215C-1. Add int/surr stds. Load onto PT-3. FN: LC34-DPT604@8' / Lab ID:TT110617-W-215. 1446 Inject

1440 Rec 1 GW samples (2 @ 40 ml VOA vials) from CS: DPT604@13'(1450)/W216

1450 Remove 5 ml GW sample W-216 from VOA vial W-216C-1. Add int/surr stds. Load onto PT-3. FN: LC34-DPT604@13' / Lab ID:TT110617-W-216. 1500 Inject

1456 Rec 1 GW samples (2 @ 40 ml VOA vials) from CS: DPT604@18'(1455)/W217

1507 Remove 1 ml GW sample W-217 from VOA vial W-217C-1. Add int/surr stds. Load onto PT-3. FN: LC34-DPT604@18' / Lab ID:TT110617-W-217. 1517 Inject

1513 Remove 10 ml GW sample W-217 from VOA vial W-217C-2. Add int/surr stds. Load onto PT-3. FN: LC34-DPT604@18' / Lab ID:TT110617-W-217R. 1523 Inject

1535 Discard samples in IDW drum.

^

Sampler / Company On-site: Chuck Sorden - TetraTech

Delays: _____

Weather: _____

Date: 11/17/17 Page 9 of 9

Signature: _____

Important phone calls / Changes:

ANALYTICAL LABORATORIES OF FLORIDA

FIELD ACTIVITIES FORM

Project Name: LC34 ALF Project: TT110617

Address: KSC, Fl.

PROJECT NOTES:

Method: EPA8260; Target Compounds: Vinyl chloride, 1,1-DCE, Freon 113, c/t-12,DCE, and TCE. Lab#1/GC#5

10/8/17 Activities: Calibrate GC#5/Lab#1 Ref#2 Temperature: < 5C 930 hrs.

Method (soil/water) Blank(s): All responses < 5% of Lowest reported Reg Limit

Cal(water/soil)Curve(s): fn: 100917DRY6F.M All % RF RSD < 20 %

Cal(water/soil)Curve(s): All standards ion ratios are within 30% of mid level standard. All compound Response Factor ratios are > 0.1 or >0.2

Cal(water/soil)Curve(s): Second Source expected % Recovery met +/- 30 % of expected response (ng)

Lowest Concen level: Recalibrated Detection level standard meet +/- 30 % expected response (10ng level)

Cal(water)Curve(s): Blank passed tune acceptance criteria of EPA 8260C Section 11.3.1

Quant Limit: 10 ng. Linear range to 3000ng

11/6/17 Activities:

1330 Rec 12 GW samples on ice (2 @ 40 ml VOA vials) from CS: Temp = 62F IDW183405 (0730)/W001; DPT587@8'(1020)/W002 ;@13'(1035)/W003 ; @18'(1050)/W004

1330 Rec 12 GW samples on ice (2 @ 40 ml VOA vials) from CS: DPT587@25'(1105)/W005 ;DPT@8'(1135)/W006 ; @13'(1150)/W007 ; @18'(1205)/W008 ; @25'(1220)/W009

1330 Rec 12 GW samples on ice (2 @ 40 ml VOA vials) from CS: DPT589@8'(1300)/W010 ; @13'(1310)/W011 ; @18'(1325)/W012

1341 Run BFB Dynamic hardware tune ; Refrigerator # 2 temp < -5C ; Ambient temp 82 F. JG Finneran 10ml VOA vials Lot# 7939170531V1 Amber

1347 Run method blank in (fn: 110617blk1.d) 10 ml H20. All analyte responses equal to or < 5% of lowest quantitation calibration standard.Tune Good.

1350 Rec 1 GW sample (2 @ 40 ml VOA vials) from CS. Field No. DPT589@25' (1340); LabID TT110617-W13

1407 Run 10ml H20 with 100ng spike (fn: 110617ccv1.d). All compound responses between within 20 % expected response and ion ratios within 30% expected ratio.

1424 Remove 10 ml GW sample W-01 from VOA vial W-01C-1. Add int/surr stds. Load onto PT-3. FN: LC34-IDW183405 / Lab ID:TT110617-W-01.1434 Inject

1438 Remove 10 ml GW sample W-02 from VOA vial W-02C-1. Add int/surr stds. Load onto PT-3. FN: LC34-DPT587@8' / Lab ID:TT110617-W-02. 1448 Inject

1445 Rec 4 GW samples on ice (2 @ 40 ml VOA vials) from CS: Temp = 72F. DPT590@8'(1400)/W014 ;@13'(1410)/W015 ; @18' (1420)/W016 ; @25'(1435)/W017

1453 Remove 10 ml GW sample W-03 from VOA vial W-03C-1. Add int/surr stds. Load onto PT-3. FN: LC34-DPT587@13' / Lab ID:TT110617-W-03. 1503 Inject

1508 Remove 10 ml GW sample W-04 from VOA vial W-04C-1. Add int/surr stds. Load onto PT-3. FN: LC34-DPT587@18' / Lab ID:TT110617-W-04. 1518 Inject

1523 Remove 10 ml GW sample W-05 from VOA vial W-05C-1. Add int/surr stds. Load onto PT-3. FN: LC34-DPT587@25' / Lab ID:TT110617-W-05. 1533 Inject

1538 Remove 10 ml GW sample W-06 from VOA vial W-06C-1. Add int/surr stds. Load onto PT-3. FN: LC34-DPT588@8' / Lab ID:TT110617-W-06. 1548 Inject

1540 Rec 4 GW samples on ice (2 @ 40 ml VOA vials) from CS: Temp = 74F. DPT591@8'(1455)/W018 ;@13'(1505)/W019 ; @18' (1515)/W020 ; @25'(1530)/W021

1553 Remove 10 ml GW sample W-07 from VOA vial W-07C-1. Add int/surr stds. Load onto PT-3. FN: LC34-DPT588@13' / Lab ID:TT110617-W-07. 1603 Inject

1607 Remove 10 ml GW sample W-08 from VOA vial W-08C-1. Add int/surr stds. Load onto PT-3. FN: LC34-DPT588@18' / Lab ID:TT110617-W-08. 1617 Inject

1621 Remove 10 ml GW sample W-09 from VOA vial W-09C-1. Add int/surr stds. Load onto PT-3. FN: LC34-DPT588@25' / Lab ID:TT110617-W-09. 1631 Inject

1636 Remove 10 ml GW sample W-10 from VOA vial W-10C-1. Add int/surr stds. Load onto PT-3. FN: LC34-DPT589@8' / Lab ID:TT110617-W-10. 1646 Inject

1645 Rec 4 GW samples on ice (2 @ 40 ml VOA vials) from CS: Temp = 76F. DPT592@8'(1550)/W022 ;@13'(1600)/W023 ; @18' (1615)/W024 ; @25'(1630)/W025

1650 Remove 10 ml GW sample W-11 from VOA vial W-11C-1. Add int/surr stds. Load onto PT-3. FN: LC34-DPT589@13' / Lab ID:TT110617-W-11. 1700 Inject

1704 Remove 10 ml GW sample W-12 from VOA vial W-12C-1. Add int/surr stds. Load onto PT-3. FN: LC34-DPT589@18' / Lab ID:TT110617-W-12. 1714 Inject

1719 Remove 10 ml GW sample W-13 from VOA vial W-13C-1. Add int/surr stds. Load onto PT-3. FN: LC34-DPT589@25' / Lab ID:TT110617-W-13. 1729 Inject

1733 Remove 10 ml GW sample W-14 from VOA vial W-14C-1. Add int/surr stds. Load onto PT-3. FN: LC34-DPT590@8' / Lab ID:TT110617-W-14. 1743 Inject

1750 Remove 10 ml GW sample W-15 from VOA vial W-15C-1. Add int/surr stds. Load onto PT-3. FN: LC34-DPT590@13' / Lab ID:TT110617-W-15. 1800 Inject

1810 Remove 10 ml GW sample W-16 from VOA vial W-16C-1. Add int/surr stds. Load onto PT-3. FN: LC34-DPT590@18' / Lab ID:TT110617-W-16. 1820 Inject

1824 Remove 10 ml GW sample W-17 from VOA vial W-17C-1. Add int/surr stds. Load onto PT-3. FN: LC34-DPT590@25' / Lab ID:TT110617-W-17. 1834 Inject

1840 Remove 10 ml GW sample W-15 from VOA vial W-15C-2. Add int/surr stds. Load onto PT-3. FN: LC34-DPT590@13' / Lab ID:TT110617-W-15dup. 1850 Inject

1854 Remove 10 ml GW sample W-18 from VOA vial W-18C-1. Add int/surr stds. Load onto PT-3. FN: LC34-DPT591@8' / Lab ID:TT110617-W-18. 1904 Inject

1908 Remove 10 ml GW sample W-19 from VOA vial W-19C-1. Add int/surr stds. Load onto PT-3. FN: LC34-DPT591@13' / Lab ID:TT110617-W-19. 1918 Inject

1922 Remove 10 ml GW sample W-19 from VOA vial W-19C-2. Add 100ng,int/surr stds. Load onto PT-3. FN: LC34-DPT591@13' / Lab ID:TT110617-W-19MS. 1932 Inject

1936 Remove 10 ml GW sample W-20 from VOA vial W-20C-1. Add int/surr stds. Load onto PT-3. FN: LC34-DPT591@18' / Lab ID:TT110617-W-20.1946 Inject

1950 Remove 10 ml GW sample W-21 from VOA vial W-21C-1. Add int/surr stds. Load onto PT-3. FN: LC34-DPT591@25' / Lab ID:TT110617-W-21. 2000 Inject

2008 Remove 10 ml GW sample W-22 from VOA vial W-22C-1. Add int/surr stds. Load onto PT-3. FN: LC34-DPT592@8' / Lab ID:TT110617-W-22. 2018 Inject

2022 Remove 10 ml GW sample W-22 from VOA vial W-22C-2. Add int/surr stds. Load onto PT-3. FN: LC34-DPT592@8' / Lab ID:TT110617-W-22dup. 2032 Inject

2037 Remove 10 ml GW sample W-21 from VOA vial W-21C-2. Add int/surr stds. Load onto PT-3. FN: LC34-DPT591@25' / Lab ID:TT110617-W-21dup. 2047 Inject

2051 Remove 10 ml GW sample W-23 from VOA vial W-23C-1. Add int/surr stds. Load onto PT-3. FN: LC34-DPT592@13' / Lab ID:TT110617-W-23. 2101 Inject

2105 Remove 10 ml GW sample W-24 from VOA vial W-24C-1. Add int/surr stds. Load onto PT-3. FN: LC34-DPT592@18' / Lab ID:TT110617-W-24. 2115 Inject

2119 Remove 10 ml GW sample W-25 from VOA vial W-25C-1. Add int/surr stds. Load onto PT-3. FN: LC34-DPT592@25' / Lab ID:TT110617-W-25. 2129 Inject

Sampler / Company On-site: Chuck Sorden - TetraTech

Delays: _____

Weather: _____

Date: 10/8, 11/6/17 Page 1 of 9

Signature: Dale A Shaw

Important phone calls / Changes:

ANALYTICAL LABORATORIES OF FLORIDA

FIELD ACTIVITIES FORM

Project Name: LC34 ALF Project: TT110617

Address: KSC, Fl.

PROJECT NOTES:

Method: EPA8260; Target Compounds: Vinyl chloride, 1,1-DCE, Freon 113, c/t-12,DCE, and TCE. Lab#1/GC#5

11/7/17 Activities:

1330 Rec 4 GW samples on ice (2 @ 40 ml VOA vials) from CS: Temp = 75F. DPT593@8'(0745)/W026 ;@13'(0800)/W027 ; @18' (0815)/W028 ; @23'(0830)/W029

0837 Run BFB Dynamic hardware tune ; Refrigerator # 2 temp < -5C ; Ambient temp 77 F. JG Finneran 10ml VOA vials Lot# 7939170531V1 Amber

0838 Run method blank in (fn: 110717blk1.d) 10 ml H20. All analyte responses equal to or < 5% of lowest quantitation calibration standard.Tune Good.

0855 Run 10ml H20 with 100ng spike (fn: 110717ccv1.d). All compound responses between within 20 % expected response and ion ratios within 30% expected ratio.

0901 Remove 10 ml GW sample W-26 from VOA vial W-26C-1. Add int/surr stds. Load onto PT-3. FN: LC34-DPT593@8' / Lab ID:TT110617-W-26. 0911 Inject

0916 Remove 10 ml GW sample W-27 from VOA vial W-27C-1. Add int/surr stds. Load onto PT-3. FN: LC34-DPT593@13' / Lab ID:TT110617-W-27. 0926 Inject

0932 Remove 10 ml GW sample W-28 from VOA vial W-28C-1. Add int/surr stds. Load onto PT-3. FN: LC34-DPT593@18' / Lab ID:TT110617-W-28. 0942 Inject

1330 Rec 4 GW samples on ice (2 @ 40 ml VOA vials) from CS: Temp = 78F. DPT593@28'(0845)/W030 ;@33'(0900)/W031 ; @38' (0915)/W032 ; @43'(0930)/W033

0947 Remove 10 ml GW sample W-27 from VOA vial W-27C-2. Add 100ng,int/surr stds. Load onto PT-3. FN: LC34-DPT593@13' / Lab ID:TT110617-W-27MS. 0957 Inject

1004 Remove 10 ml GW sample W-29 from VOA vial W-29C-1. Add int/surr stds. Load onto PT-3. FN: LC34-DPT593@23' / Lab ID:TT110617-W-29. 1014 Inject

1020 Remove 5 ml GW sample W-30 from VOA vial W-30C-1. Add int/surr stds. Load onto PT-3. FN: LC34-DPT593@28' / Lab ID:TT110617-W-30. 1030 Inject

1035 Remove 3 ml GW sample W-31 from VOA vial W-31C-1. Add int/surr stds. Load onto PT-3. FN: LC34-DPT593@33' / Lab ID:TT110617-W-31. 1045 Inject

1051 Remove 1 ml GW sample W-32 from VOA vial W-32C-1. Add int/surr stds. Load onto PT-3. FN: LC34-DPT593@38' / Lab ID:TT110617-W-32. 1101 Inject

1107 Remove 0.25 ml GW sample W-33 from VOA vial W-33C-1. Add int/surr stds. Load onto PT-3. FN: LC34-DPT593@43' / Lab ID:TT110617-W-33. 1117 Inject

1125 Remove 0.01 ml GW sample W-33 from VOA vial W-33C-2. Add int/surr stds. Load onto PT-3. FN: LC34-DPT593@43' / Lab ID:TT110617-W-33r. 1135 Inject

1142 Remove 0.01 ml GW sample W-34 from VOA vial W-34C-1. Add int/surr stds. Load onto PT-3. FN: LC34-DPT593@48' / Lab ID:TT110617-W-34. 1152 Inject

1200 Remove 0.005 ml GW sample W-34 from VOA vial W-34C-2. Add int/surr stds. Load onto PT-3. FN: LC34-DPT593@48' / Lab ID:TT110617-W-34dup. 1210 Inject

1210 Rec 5 GW samples on ice (2 @ 40 ml VOA vials) from CS: Temp = 76F. DPT593@48'(0950)/W034 ;@53'(1015)/W035 ; @58' (1055)/W036 ; @63'(1120)/W037

1210 Rec 5 GW samples on ice (2 @ 40 ml VOA vials) from CS: Temp = 76F. DPT593@68'(1155)/W038

1219 Remove 0.005 ml GW sample W-35 from VOA vial W-35C-1. Add int/surr stds. Load onto PT-3. FN: LC34-DPT593@53' / Lab ID:TT110617-W-35. 1229 Inject

1236 Remove 0.005 ml GW sample W-36 from VOA vial W-36C-1. Add int/surr stds. Load onto PT-3. FN: LC34-DPT593@58' / Lab ID:TT110617-W-36. 1246 Inject

1253 Remove 0.5 ml GW sample W-37 from VOA vial W-37C-1. Add int/surr stds. Load onto PT-3. FN: LC34-DPT593@63' / Lab ID:TT110617-W-37. 1303 Inject

1310 Remove 1 ml GW sample W-38 from VOA vial W-38C-1. Add int/surr stds. Load onto PT-3. FN: LC34-DPT593@68' / Lab ID:TT110617-W-38. 1320 Inject

1320 Rec 1 GW samples on ice (2 @ 40 ml VOA vials) from CS: DPT593@73'(1315)/W039

1329 Remove 2 ml GW sample W-39 from VOA vial W-39C-1. Add int/surr stds. Load onto PT-3. FN: LC34-DPT593@73' / Lab ID:TT110617-W-39. 1339 Inject

1347 Remove 0.5 ml GW sample W-38 from VOA vial W-38C-2. Add int/surr stds. Load onto PT-3. FN: LC34-DPT593@68' / Lab ID:TT110617-W-38DUP. 1357 Inject

1355 Rec 1 GW samples on ice (2 @ 40 ml VOA vials) from CS: DPT593@78'(1345)/W040

1402 Remove 0.5 ml GW sample W-39 from VOA vial W-39C-2. Add int/surr stds. Load onto PT-3. FN: LC34-DPT593@73' / Lab ID:TT110617-W-39R. 1412 Inject

1415 Rec 1 GW samples on ice (2 @ 40 ml VOA vials) from CS: DPT593@83' (1410)/W041

1419 Remove 1 ml GW sample W-40 from VOA vial W-40C-1. Add int/surr stds. Load onto PT-3. FN: LC34-DPT593@78' / Lab ID:TT110617-W-40. 1429 Inject

1437 Remove 1 ml GW sample W-41 from VOA vial W-41C-1. Add int/surr stds. Load onto PT-3. FN: LC34-DPT593@83' / Lab ID:TT110617-W-41. 1447 Inject

1523 Rec 1 GW samples on ice (2 @ 40 ml VOA vials) from CS: DPT594@8' (1520)/W042

1523 Remove 10 ml GW sample W-42 from VOA vial W-42C-1. Add int/surr stds. Load onto PT-3. FN: LC34-DPT594@8' / Lab ID:TT110617-W-42. 1533 Inject

1539 Remove 10 ml GW sample W-43 from VOA vial W-42C-1. Add 100NG,int/surr stds. Load onto PT-3. FN: LC34-DPT594@8' / Lab ID:TT110617-W-42MS. 1549 Inject

1542 Rec 2 GW samples (2 @ 40 ml VOA vials) from CS: DPT594@13'(1530)/W043 ;@18'(1540)/W044

1552 Rec 1 GW samples (2 @ 40 ml VOA vials) from CS: DPT594@23'(1550)/W045

1553 Remove 10 ml GW sample W-43 from VOA vial W-43C-1. Add int/surr stds. Load onto PT-3. FN: LC34-DPT594@13' / Lab ID:TT110617-W-43. 1603 Inject

1609 Remove 10 ml GW sample W-44 from VOA vial W-44C-1. Add int/surr stds. Load onto PT-3. FN: LC34-DPT594@18' / Lab ID:TT110617-W-44. 1619 Inject

1612 Rec 1 GW samples (2 @ 40 ml VOA vials) from CS: DPT594@28'(1610)/W046

1622 Remove 10 ml GW sample W-45 from VOA vial W-45C-1. Add int/surr stds. Load onto PT-3. FN: LC34-DPT594@23' / Lab ID:TT110617-W-45. 1632 Inject

1630 Rec 1 GW samples (2 @ 40 ml VOA vials) from CS: DPT594@33'(1625)/W047

1636 Remove 5 ml GW sample W-46 from VOA vial W-46C-1. Add int/surr stds. Load onto PT-3. FN: LC34-DPT594@28' / Lab ID:TT110617-W-46. 1646 Inject

1645 Rec 1 GW samples (2 @ 40 ml VOA vials) from CS: DPT594@38'(1640)/W048

1652 Remove 1 ml GW sample W-47 from VOA vial W-47C-1. Add int/surr stds. Load onto PT-3. FN: LC34-DPT594@33' / Lab ID:TT110617-W-47. 1702 Inject

1700 Rec 1 GW samples (2 @ 40 ml VOA vials) from CS: DPT594@43'(1655)/W049

1708 Remove 0.25 ml GW sample W-47 from VOA vial W-47C-2. Add int/surr stds. Load onto PT-3. FN: LC34-DPT594@33' / Lab ID:TT110617-W-47r. 1718 Inject

1713 Rec 1 GW samples (2 @ 40 ml VOA vials) from CS: DPT594@48'(1710)/W050

1723 Remove 0.01 ml GW sample W-48 from VOA vial W-48C-1. Add int/surr stds. Load onto PT-3. FN: LC34-DPT594@38' / Lab ID:TT110617-W-48. 1733 Inject

1652 Remove 0.004 ml GW sample W-49 from VOA vial W-49C-1. Add int/surr stds. Load onto PT-3. FN: LC34-DPT594@43' / Lab ID:TT110617-W-49. 1702 Inject

1813 Remove 0.003 ml GW sample W-50 from VOA vial W-50C-1. Add int/surr stds. Load onto PT-3. FN: LC34-DPT594@48' / Lab ID:TT110617-W-50. 1823 Inject

Sampler / Company On-site: Chuck Sorden - TetraTech

Delays:

Weather:

Date: 11/7/17 Page 2 of 9

Signature:

Important phone calls / Changes:

ANALYTICAL LABORATORIES OF FLORIDA

FIELD ACTIVITIES FORM

Project Name: LC34 ALF Project: TT110617

Address: KSC, Fl.

PROJECT NOTES:

Method: EPA8260; Target Compounds: Vinyl chloride, 1,1-DCE, Freon 113, c/t-12,DCE, and TCE. Lab#1/GC#5

11/8/17 Activities:

0820 Rec 3 GW samples on ice (2 @ 40 ml VOA vials) from CS: Temp = 76F. DPT594@53'(0725)/W051 ;@58'(0745)/W052 ; @63' (0815)/W053

0829 Run BFB Dynamic hardware tune ; Refrigerator # 2 temp < -5C ; Ambient temp 75 F. JG Finneran 10ml VOA vials Lot# 7939170531V1 Amber

0830 Run method blank in (fn: 110817blk1.d) 10 ml H20. All analyte responses equal to or < 5% of lowest quantitation calibration standard.Tune Good.

0845 Run 10ml H20 with 100ng spike (fn: 110817ccv1.d). All compound responses between within 20 % expected response and ion ratios within 30% expected ratio.

0853 Remove 0.003 ml GW sample W-51 from VOA vial W-51C-1. Add int/surr stds. Load onto PT-3. FN: LC34-DPT594@53' / Lab ID:TT110617-W-51. 0903 Inject

0912 Remove 0.002 ml GW sample W-52 from VOA vial W-52C-1. Add int/surr stds. Load onto PT-3. FN: LC34-DPT594@58' / Lab ID:TT110617-W-52. 0922 Inject

0930 Remove 1 ml GW sample W-53 from VOA vial W-53C-1. Add int/surr stds. Load onto PT-3. FN: LC34-DPT594@63' / Lab ID:TT110617-W-53. 0940 Inject

0947 Remove 0.05 ml GW sample W-53 from VOA vial W-53C-2. Add int/surr stds. Load onto PT-3. FN: LC34-DPT594@63' / Lab ID:TT110617-W-53dup. 0957 Inject

0955 Rec 3 GW samples on ice (2 @ 40 ml VOA vials) from CS: Temp = 78F. DPT594@68'(0905)/W054 ;@73'(0925)/W055 ; @78' (0945)/W56

1003 Remove 0.1 ml GW sample W-54 from VOA vial W-54C-1. Add int/surr stds. Load onto PT-3. FN: LC34-DPT594@68' / Lab ID:TT110617-W-54. 1013 Inject

1018 Remove 0.1 ml GW sample W-55 from VOA vial W-55C-1. Add int/surr stds. Load onto PT-3. FN: LC34-DPT594@73' / Lab ID:TT110617-W-55. 1028 Inject

1025 Rec 1 GW samples (2 @ 40 ml VOA vials) from CS: DPT594@83' (1020)/W057

1054 Remove 0.025 ml GW sample W-55 from VOA vial W-55C-2. Add int/surr stds. Load onto PT-3. FN: LC34-DPT594@73' / Lab ID:TT110617-W-55R. 1104 Inject

1111 Remove 0.025 ml GW sample W-56 from VOA vial W-56C-1. Add int/surr stds. Load onto PT-3. FN: LC34-DPT594@78' / Lab ID:TT110617-W-56. 1121 Inject

1128 Remove 0.01 ml GW sample W-56 from VOA vial W-56C-1. Add int/surr stds. Load onto PT-3. FN: LC34-DPT594@78' / Lab ID:TT110617-W-56r. 1138 Inject

1150 Rec 1 GW samples (2 @ 40 ml VOA vials) from CS: DPT595@8' (1145)/W058

1203 Remove 0.05 ml GW sample W-57 from VOA vial W-57C-1. Add int/surr stds. Load onto PT-3. FN: LC34-DPT594@83' / Lab ID:TT110617-W-57. 1213 Inject

1205 Rec 1 GW samples (2 @ 40 ml VOA vials) from CS: DPT595@13' (1155)/W059

1215 Rec 1 GW samples (2 @ 40 ml VOA vials) from CS: DPT595@18' (1205)/W060

1219 Remove 10 ml GW sample W-58 from VOA vial W-58C-1. Add int/surr stds. Load onto PT-3. FN: LC34-DPT595@8' / Lab ID:TT110617-W-58. 1229 Inject

1225 Rec 1 GW samples (2 @ 40 ml VOA vials) from CS: DPT595@23' (1220)/W061

1236 Remove 10 ml GW sample W-58 from VOA vial W-58C-2. Add 200NG,int/surr stds. Load onto PT-3. FN: LC34-DPT595@8' / Lab ID:TT110617-W-58ms. 1246 Inject

1252 Remove 5 ml GW sample W-59 from VOA vial W-59C-1. Add int/surr stds. Load onto PT-3. FN: LC34-DPT595@13' / Lab ID:TT110617-W-59. 1302 Inject

1309 Remove 0.25 ml GW sample W-59 from VOA vial W-59C-2. Add int/surr stds. Load onto PT-3. FN: LC34-DPT595@13' / Lab ID:TT110617-W-59R. 1319 Inject

1325 Remove 0.25 ml GW sample W-60 from VOA vial W-60C-1. Add int/surr stds. Load onto PT-3. FN: LC34-DPT595@18' / Lab ID:TT110617-W-60. 1335 Inject

1330 Rec 1 GW samples (2 @ 40 ml VOA vials) from CS: DPT595@28' (1330)/W062

1340 Remove 1 ml GW sample W-61 from VOA vial W-61C-1. Add int/surr stds. Load onto PT-3. FN: LC34-DPT595@23' / Lab ID:TT110617-W-61. 1350 Inject

1350 Rec 1 GW samples (2 @ 40 ml VOA vials) from CS: DPT595@33' (1345)/W063

1355 Remove 1 ml GW sample W-60 from VOA vial W-60C-2. Add int/surr stds. Load onto PT-3. FN: LC34-DPT595@18' / Lab ID:TT110617-W-60DUP. 1405 Inject

1410 Remove 1 ml GW sample W-60 from VOA vial W-60C-2 syringe. Add 200ng,int/surr stds. Load onto PT-3. FN: LC34-DPT595@18' / Lab ID:TT110617-W-60MS. 1420 Inject

1410 Rec 1 GW samples (2 @ 40 ml VOA vials) from CS: DPT595@38' (1405)/W064

1425 Rec 1 GW samples (2 @ 40 ml VOA vials) from CS: DPT595@43' (1420)/W065

1443 Rec 1 GW samples (2 @ 40 ml VOA vials) from CS: DPT595@48' (1440)/W066

1447 Remove 5 ml GW sample W-62 from VOA vial W-62C-1. Add int/surr stds. Load onto PT-3. FN: LC34-DPT595@28' / Lab ID:TT110617-W-62. 1457 Inject

1500 Rec 1 GW samples (2 @ 40 ml VOA vials) from CS: DPT595@53' (1455)/W067

1502 Remove 3 ml GW sample W-63 from VOA vial W-63C-1. Add int/surr stds. Load onto PT-3. FN: LC34-DPT595@33' / Lab ID:TT110617-W-63. 1512 Inject

1516 Remove 0.05 ml GW sample W-64 from VOA vial W-64C-1. Add int/surr stds. Load onto PT-3. FN: LC34-DPT595@38' / Lab ID:TT110617-W-64. 1526 Inject

1532 Rec 1 GW samples (2 @ 40 ml VOA vials) from CS: DPT595@58' (1530)/W068

1532 Remove 0.25 ml GW sample W-65 from VOA vial W-65C-1. Add int/surr stds. Load onto PT-3. FN: LC34-DPT595@43' / Lab ID:TT110617-W-65. 1541 Inject

1555 Rec 1 GW samples (2 @ 40 ml VOA vials) from CS: DPT595@63' (1550)/W069

1605 Remove 0.5 ml GW sample W-66 from VOA vial W-66C-1. Add int/surr stds. Load onto PT-3. FN: LC34-DPT595@48' / Lab ID:TT110617-W-66. 1615 Inject

1618 Rec 1 GW samples (2 @ 40 ml VOA vials) from CS: DPT595@68' (1615)/W070

1621 Remove 1 ml GW sample W-67 from VOA vial W-67C-1. Add int/surr stds. Load onto PT-3. FN: LC34-DPT595@53' / Lab ID:TT110617-W-67. 1631 Inject

1645 Rec 1 GW samples (2 @ 40 ml VOA vials) from CS: DPT595@73' (1640)/W071

1654 Remove 3 ml GW sample W-68 from VOA vial W-68C-1. Add int/surr stds. Load onto PT-3. FN: LC34-DPT595@58' / Lab ID:TT110617-W-68. 1704 Inject

1707 Rec 1 GW samples (2 @ 40 ml VOA vials) from CS: DPT595@78' (1705)/W072

1708 Remove 3 ml GW sample W-69 from VOA vial W-69C-1. Add int/surr stds. Load onto PT-3. FN: LC34-DPT595@63' / Lab ID:TT110617-W-69. 1718 Inject

1735 Rec 1 GW samples (2 @ 40 ml VOA vials) from CS: DPT595@83' (1730)/W073

1739 Remove 3 ml GW sample W-70 from VOA vial W-70C-1. Add int/surr stds. Load onto PT-3. FN: LC34-DPT595@68' / Lab ID:TT110617-W-70. 1749 Inject

1754 Remove 0.01 ml GW sample W-71 from VOA vial W-71C-1. Add int/surr stds. Load onto PT-3. FN: LC34-DPT595@73' / Lab ID:TT110617-W-71. 1804 Inject

1808 Remove 0.003 ml GW sample W-72 from VOA vial W-72C-1. Add int/surr stds. Load onto PT-3. FN: LC34-DPT595@78' / Lab ID:TT110617-W-72. 1818 Inject

1825 Remove 0.5 ml GW sample W-73 from VOA vial W-73C-1. Add int/surr stds. Load onto PT-3. FN: LC34-DPT595@83' / Lab ID:TT110617-W-73. 1835 Inject

Sampler / Company On-site: Chuck Sorden - TetraTech

Delays:

Weather:

Date: 11/8/17

Signature:

Important phone calls / Changes:

ANALYTICAL LABORATORIES OF FLORIDA

FIELD ACTIVITIES FORM

Project Name: LC34 ALF Project: TT110617

Address: KSC, Fl.

PROJECT NOTES:

Method: EPA8260; Target Compounds: Vinyl chloride, 1,1-DCE, Freon 113, c/t-12,DCE, and TCE. Lab#2/GC#8 or #9

11/9/17 Activities:

0404 Run BFB Dynamic hardware tune ; Refrigerator # 2 temp < -5C ; Ambient temp 75 F. JG Finneran 10ml VOA vials Lot# 7939170531V1 Amber

0400 - 0730 Calibrate GCMS Lab#2/GC#9 Method 110717Dry6F.M

0722 - 1015 Calibrate GCMS Lab#2/GC#8 Method 100817Dry6F

0802 Remove 0.01 ml GW sample W-56 from VOA vial W-56C-1. Add int/surr stds. Load onto PT-3. FN: LC34-DPT594@78' / Lab ID:TT110617-W-56R2. 0812 Inject

0819 Remove 0.003 ml GW sample W-72 from VOA vial W-72C-1. Add int/surr stds. Load onto PT-3. FN: LC34-DPT595@78' / Lab ID:TT110617-W-72R2. 0829 Inject

0850 Remove 0.003 ml GW sample W-72 from VOA vial W-72C-1. Add int/surr stds. Load onto PT-3. FN: LC34-DPT595@78' / Lab ID:TT110617-W-72R2dup. 0900 Inject

0906 Remove 0.01 ml GW sample W-56 from VOA vial W-56C-1. Add 1000ng,int/surr stds. Load onto PT-3. FN: LC34-DPT594@78' / Lab ID:TT110617-W-56R2MS. 0916 Inject

1020 Rec 9 GW samples on ice (2 @ 40 ml VOA vials) from CS: Temp = 78F. DPT596@8'(0830)/W074 ;@13'(0840)/W075 ; @18' (0850)/W076 ; @23'(0900)/W077

1020 Rec 9 GW samples on ice (2 @ 40 ml VOA vials) from CS: DPT596@28'(0915)/W078 ;@33'(0930)/W079 ; @38' (0945)/W080;@43'(1000)/W081;@48'(1015)/W82

1106 (GC#8) Remove 10 ml GW sample W-74 from VOA vial W-74C-1. Add ng,int/surr stds. Load onto PT-3. FN: LC34-DPT596@8' / Lab ID:TT110617-W-74. 1116 Inject

1108 (GC#9) Remove 0.10 ml GW sample W-79 from VOA vial W-79C-1. Add int/surr stds. Load onto PT-3. FN: LC34-DPT596@33' / Lab ID:TT110617-W-79. 1118 Inject

1123 (GC#8) Remove 10 ml GW sample W-75 from VOA vial W-75C-1. Add int/surr stds. Load onto PT-3. FN: LC34-DPT596@13' / Lab ID:TT110617-W-75. 1133 Inject

1125 (GC#9) Remove 0.003 ml GW sample W-81 from VOA vial W-81C-1. Add int/surr stds. Load onto PT-3. FN: LC34-DPT596@43' / Lab ID:TT110617-W-81. 1135 Inject

1139 (GC#8) Remove 10 ml GW sample W-74 from VOA vial W-74C-2. Add 100 ng,int/surr stds. Load onto PT-3. FN: LC34-DPT596@8' / Lab ID:TT110617-W-74MS. 1149 Inject

1142 (GC#9) Remove 0.003 ml GW sample W-82 from VOA vial W-82C-1. Add int/surr stds. Load onto PT-3. FN: LC34-DPT596@48' / Lab ID:TT110617-W-82. 1152 Inject

1158 (GC#9) Remove 0.01 ml GW sample W-80 from VOA vial W-80C-1. Add int/surr stds. Load onto PT-3. FN: LC34-DPT596@38' / Lab ID:TT110617-W-80. 1208 Inject

1216 (GC#8) Remove 5 ml GW sample W-76 from VOA vial W-76C-1. Add int/surr stds. Load onto PT-3. FN: LC34-DPT596@13' / Lab ID:TT110617-W-75. 1133 Inject

1218 (GC#9) Remove 1 ml GW sample W-78 from VOA vial W-78C-1. Add int/surr stds. Load onto PT-3. FN: LC34-DPT596@28' / Lab ID:TT110617-W-78. 1228 Inject

1233 (GC#8) Remove 5 ml GW sample W-76 from VOA vial W-76C-2. Add int/surr stds. Load onto PT-3. FN: LC34-DPT596@13' / Lab ID:TT110617-W-75dup. 1243 Inject

1235 (GC#9) Remove 10 ml GW sample W-77 from VOA vial W-77C-1. Add int/surr stds. Load onto PT-3. FN: LC34-DPT596@23' / Lab ID:TT110617-W-77. 1245 Inject

1330 Rec 4 GW samples on ice (2 @ 40 ml VOA vials) from CS: Temp = 81F. DPT596@53'(1035)/W083 ;@58'(1115)/W084 ; @63' (1135)/W085 ; @68'(1255)/W086

1431 (GC#8) Remove 0.005 ml GW sample W-83 from VOA vial W-83C-1. Add int/surr stds. Load onto PT-3. FN: LC34-DPT596@53' / Lab ID:TT110617-W-83. 1441 Inject

1448 (GC#8) Remove 1 ml GW sample W-85 from VOA vial W-85C-1. Add int/surr stds. Load onto PT-3. FN: LC34-DPT596@63' / Lab ID:TT110617-W-85. 1458 Inject

1525 (GC#8) Remove 2 ml GW sample W-86 from VOA vial W-86C-1. Add int/surr stds. Load onto PT-3. FN: LC34-DPT596@68' / Lab ID:TT110617-W-86. 1535 Inject

1542 (GC#8) Remove 0.01 ml GW sample W-84 from VOA vial W-84C-1. Add int/surr stds. Load onto PT-3. FN: LC34-DPT596@58' / Lab ID:TT110617-W-84. 1552 Inject

1620 Rec 6 GW samples on ice (2 @ 40 ml VOA vials) from CS: Temp = 78F. DPT598@8'(1515)/W087 ;@13'(1525)/W088 ; @18' (1535)/W089 ; @23'(1545)/W090

1620 Rec 6 GW samples on ice (2 @ 40 ml VOA vials) from CS: DPT598@28'(1600)/W091 ;@33'(1615)/W092

1643 (GC#8) Remove 10 ml GW sample W-87 from VOA vial W-87C-1. Add int/surr stds. Load onto PT-3. FN: LC34-DPT598@8' / Lab ID:TT110617-W-87. 1653 Inject

1659 (GC#8) Remove 10 ml GW sample W-88 from VOA vial W-88C-1. Add int/surr stds. Load onto PT-3. FN: LC34-DPT598@13' / Lab ID:TT110617-W-88. 1709 Inject

1716 (GC#8) Remove 10 ml GW sample W-89 from VOA vial W-89C-1. Add int/surr stds. Load onto PT-3. FN: LC34-DPT598@18' / Lab ID:TT110617-W-89. 1726 Inject

1735 (GC#8) Remove 10 ml GW sample W-90 from VOA vial W-90C-1. Add int/surr stds. Load onto PT-3. FN: LC34-DPT598@23' / Lab ID:TT110617-W-90. 1745 Inject

1752 (GC#8) Remove 10 ml GW sample W-91 from VOA vial W-91C-1. Add int/surr stds. Load onto PT-3. FN: LC34-DPT598@28' / Lab ID:TT110617-W-91. 1802 Inject

1620 Rec 6 GW samples on ice (2 @ 40 ml VOA vials) from CS: DPT598@28'(1600)/W091 ;@33'(1615)/W092

1809 (GC#8) Remove 0.10 ml GW sample W-92 from VOA vial W-92C-1. Add int/surr stds. Load onto PT-3. FN: LC34-DPT598@33' / Lab ID:TT110617-W-92. 1819 Inject

1826 (GC#8) Remove 0.025 ml GW sample W-93 from VOA vial W-93C-1. Add int/surr stds. Load onto PT-3. FN: LC34-DPT598@38' / Lab ID:TT110617-W-93. 1836 Inject

1844 (GC#8) Remove 0.05 ml GW sample W-94 from VOA vial W-94C-1. Add int/surr stds. Load onto PT-3. FN: LC34-DPT598@43' / Lab ID:TT110617-W-94. 1854 Inject

1903 (GC#8) Remove 0.05 ml GW sample W-95 from VOA vial W-95C-1. Add int/surr stds. Load onto PT-3. FN: LC34-DPT598@48' / Lab ID:TT110617-W-95. 1913 Inject

1920 (GC#8) Remove 0.5 ml GW sample W-96 from VOA vial W-96C-1. Add int/surr stds. Load onto PT-3. FN: LC34-DPT598@53' / Lab ID:TT110617-W-96. 1930 Inject

11/10/17 Activities: (Lab#2/GC#8 and Lab#1/GC#5)

0734 Run BFB Dynamic hardware tune ; Refrigerator # 2 temp < -5C ; Ambient temp 72 F. JG Finneran 10ml VOA vials Lot# 7939170531V1 Amber

0737 Run method blank in (fn: 111017blk1.d) 10 ml H20. All analyte responses equal to or < 5% of lowest quantitation calibration standard.

0753 Run 10ml H20 with 100ng spike (fn: 111017ccv1.d). All compound responses between within 20 % expected response and ion ratios within 30% expected ratio.TuneGood.

0920 Rec 6 GW samples on ice (2 @ 40 ml VOA vials) from CS: Temp = 82F. DPT598@58'(0715)/W097 ;@63'(0740)/W098 ; @68' (0755)/W99 ; @73(0825)/W100 ;

0920 Rec 6 GW samples on ice (2 @ 40 ml VOA vials) from CS: DPT598@78'(0850)/W101 ; @83'(0915)/W102

1004 (GC#8) Remove 1 ml GW sample W-97 from VOA vial W-97C-1. Add int/surr stds. Load onto PT-3. FN: LC34-DPT598@58' / Lab ID:TT110617-W-97. 1014 Inject

1020 (GC#8) Remove 2 ml GW sample W-98 from VOA vial W-98C-1. Add int/surr stds. Load onto PT-3. FN: LC34-DPT598@63' / Lab ID:TT110617-W-98. 1030 Inject

1036 (GC#8) Remove 0.1 ml GW sample W-97 from VOA vial W-97C-2. Add int/surr stds. Load onto PT-3. FN: LC34-DPT598@58' / Lab ID:TT110617-W-97R. 1046 Inject

1052 (GC#8) Remove 10 ml GW sample W-99 from VOA vial W-99C-1. Add int/surr stds. Load onto PT-3. FN: LC34-DPT598@68' / Lab ID:TT110617-W-99. 1102 Inject

1109 (GC#8) Remove 10 ml GW sample W-100 from VOA vial W-100C-1. Add int/surr stds. Load onto PT-3. FN: LC34-DPT598@73' / Lab ID:TT110617-W-100. 1119 Inject

1127 (GC#8) Remove 0.005 ml GW sample W-101 from VOA vial W-101C-1. Add int/surr stds. Load onto PT-3. FN: LC34-DPT598@78' / Lab ID:TT110617-W-101. 1137 Inject

1143 (GC#8) Remove 10 ml GW sample W-100 from VOA vial W-100C-2. Add 100ng,int/surr stds. Load onto PT-3. FN: LC34-DPT598@73' / Lab ID:TT110617-W-100MS. 1153 Inject

1156 (GC#5) Remove 1 ml GW sample W-102 from VOA vial W-102C-1. Add int/surr stds. Load onto PT-3. FN: LC34-DPT598@83' / Lab ID:TT110617-W-102. 1206 Inject

1159 (GC#8) Remove 5 ml GW sample W-98 from VOA vial W-98C-2. Add int/surr stds. Load onto PT-3. FN: LC34-DPT598@63' / Lab ID:TT110617-W-98dup. 1209 Inject

Sampler / Company On-site: Chuck Sorden - TetraTech

Delays:

Weather:

Date: 11/9-10/17 Page 4 of 9

Signature:

Important phone calls / Changes:

Analytical Laboratories of Florida, Inc.
TT110617 Lab Report

Sample	Matrix	Sample Date	Top Depth	Bottom Depth	SDG	Parameter	CAS	Lab Result	Lab Qualifier	Units
LC34-DPT0587-008.0-20171106	GW	11/6/2017	6	10	TT110617	1,1-DICHLOROETHENE	75-35-4	1	U	UG/L
LC34-DPT0587-008.0-20171106	GW	11/6/2017	6	10	TT110617	VINYL CHLORIDE	75-01-4	1	U	UG/L
LC34-DPT0587-013.0-20171106	GW	11/6/2017	11	15	TT110617	TRANS-1,2-DICHLOROETHENE	156-60-5	1	U	UG/L
LC34-DPT0587-018.0-20171106	GW	11/6/2017	16	20	TT110617	1,1-DICHLOROETHENE	75-35-4	1	U	UG/L
LC34-DPT0587-018.0-20171106	GW	11/6/2017	16	20	TT110617	VINYL CHLORIDE	75-01-4	1	U	UG/L
LC34-DPT0587-025.0-20171106	GW	11/6/2017	23	27	TT110617	TRANS-1,2-DICHLOROETHENE	156-60-5	1	U	UG/L
LC34-DPT0588-008.0-20171106	GW	11/6/2017	6	10	TT110617	1,1-DICHLOROETHENE	75-35-4	1	U	UG/L
LC34-DPT0588-008.0-20171106	GW	11/6/2017	6	10	TT110617	VINYL CHLORIDE	75-01-4	1	U	UG/L
LC34-DPT0588-013.0-20171106	GW	11/6/2017	11	15	TT110617	TRANS-1,2-DICHLOROETHENE	156-60-5	1	U	UG/L
LC34-DPT0588-018.0-20171106	GW	11/6/2017	16	20	TT110617	1,1-DICHLOROETHENE	75-35-4	1	U	UG/L
LC34-DPT0588-018.0-20171106	GW	11/6/2017	16	20	TT110617	VINYL CHLORIDE	75-01-4	1	U	UG/L
LC34-DPT0588-025.0-20171106	GW	11/6/2017	23	27	TT110617	TRANS-1,2-DICHLOROETHENE	156-60-5	1	U	UG/L
LC34-DPT0589-008.0-20171106	GW	11/6/2017	6	10	TT110617	1,1-DICHLOROETHENE	75-35-4	1	U	UG/L
LC34-DPT0589-008.0-20171106	GW	11/6/2017	6	10	TT110617	VINYL CHLORIDE	75-01-4	1	U	UG/L
LC34-DPT0589-013.0-20171106	GW	11/6/2017	11	15	TT110617	TRANS-1,2-DICHLOROETHENE	156-60-5	1	U	UG/L
LC34-DPT0589-018.0-20171106	GW	11/6/2017	16	20	TT110617	1,1-DICHLOROETHENE	75-35-4	1	U	UG/L
LC34-DPT0589-018.0-20171106	GW	11/6/2017	16	20	TT110617	VINYL CHLORIDE	75-01-4	1	U	UG/L
LC34-DPT0589-025.0-20171106	GW	11/6/2017	23	27	TT110617	TRANS-1,2-DICHLOROETHENE	156-60-5	1	U	UG/L
LC34-DPT0590-008.0-20171106	GW	11/6/2017	6	10	TT110617	1,1-DICHLOROETHENE	75-35-4	1	U	UG/L
LC34-DPT0590-008.0-20171106	GW	11/6/2017	6	10	TT110617	VINYL CHLORIDE	75-01-4	1	NULL	UG/L
LC34-DPT0590-013.0-20171106	GW	11/6/2017	11	15	TT110617	TRANS-1,2-DICHLOROETHENE	156-60-5	1	U	UG/L
LC34-DPT0590-018.0-20171106	GW	11/6/2017	16	20	TT110617	1,1-DICHLOROETHENE	75-35-4	1	U	UG/L
LC34-DPT0590-018.0-20171106	GW	11/6/2017	16	20	TT110617	VINYL CHLORIDE	75-01-4	1	U	UG/L
LC34-DPT0590-025.0-20171106	GW	11/6/2017	23	27	TT110617	TRANS-1,2-DICHLOROETHENE	156-60-5	1	U	UG/L
LC34-DPT0591-008.0-20171106	GW	11/6/2017	6	10	TT110617	1,1-DICHLOROETHENE	75-35-4	1	U	UG/L
LC34-DPT0591-008.0-20171106	GW	11/6/2017	6	10	TT110617	VINYL CHLORIDE	75-01-4	2	NULL	UG/L
LC34-DPT0591-013.0-20171106	GW	11/6/2017	11	15	TT110617	TRANS-1,2-DICHLOROETHENE	156-60-5	1	U	UG/L
LC34-DPT0591-018.0-20171106	GW	11/6/2017	16	20	TT110617	1,1-DICHLOROETHENE	75-35-4	1	U	UG/L
LC34-DPT0591-018.0-20171106	GW	11/6/2017	16	20	TT110617	VINYL CHLORIDE	75-01-4	1	U	UG/L
LC34-DPT0591-025.0-20171106	GW	11/6/2017	23	27	TT110617	TRANS-1,2-DICHLOROETHENE	156-60-5	1	U	UG/L
LC34-DPT0592-008.0-20171106	GW	11/6/2017	6	10	TT110617	1,1-DICHLOROETHENE	75-35-4	1	U	UG/L
LC34-DPT0592-008.0-20171106	GW	11/6/2017	6	10	TT110617	VINYL CHLORIDE	75-01-4	1	U	UG/L
LC34-DPT0592-013.0-20171106	GW	11/6/2017	11	15	TT110617	TRANS-1,2-DICHLOROETHENE	156-60-5	1	U	UG/L
LC34-DPT0592-018.0-20171106	GW	11/6/2017	16	20	TT110617	1,1-DICHLOROETHENE	75-35-4	1	U	UG/L
LC34-DPT0592-018.0-20171106	GW	11/6/2017	16	20	TT110617	VINYL CHLORIDE	75-01-4	1	U	UG/L
LC34-DPT0592-025.0-20171106	GW	11/6/2017	23	27	TT110617	TRANS-1,2-DICHLOROETHENE	156-60-5	1	U	UG/L
LC34-DPT0593-008.0-20171107	GW	11/7/2017	6	10	TT110617	1,1-DICHLOROETHENE	75-35-4	1	U	UG/L
LC34-DPT0593-008.0-20171107	GW	11/7/2017	6	10	TT110617	VINYL CHLORIDE	75-01-4	1	U	UG/L
LC34-DPT0593-013.0-20171107	GW	11/7/2017	11	15	TT110617	TRANS-1,2-DICHLOROETHENE	156-60-5	1	U	UG/L
LC34-DPT0593-018.0-20171107	GW	11/7/2017	16	20	TT110617	1,1-DICHLOROETHENE	75-35-4	1	U	UG/L

Sample	Matrix	Sample Date	Top Depth	Bottom Depth	SDG	Parameter	CAS	Lab Result	Lab Qualifier	Units
LC34-DPT0593-018.0-20171107	GW	11/7/2017	16	20	TT110617	VINYL CHLORIDE	75-01-4	18	NULL	UG/L
LC34-DPT0593-023.0-20171107	GW	11/7/2017	21	25	TT110617	TRANS-1,2-DICHLOROETHENE	156-60-5	1	U	UG/L
LC34-DPT0593-028.0-20171107	GW	11/7/2017	26	30	TT110617	1,1-DICHLOROETHENE	75-35-4	2	U	UG/L
LC34-DPT0593-028.0-20171107	GW	11/7/2017	26	30	TT110617	VINYL CHLORIDE	75-01-4	21	NULL	UG/L
LC34-DPT0593-033.0-20171107	GW	11/7/2017	31	35	TT110617	TRANS-1,2-DICHLOROETHENE	156-60-5	14	NULL	UG/L
LC34-DPT0593-038.0-20171107	GW	11/7/2017	36	40	TT110617	1,1-DICHLOROETHENE	75-35-4	10	U	UG/L
LC34-DPT0593-038.0-20171107	GW	11/7/2017	36	40	TT110617	VINYL CHLORIDE	75-01-4	2000	NULL	UG/L
LC34-DPT0593-043.0-20171107	GW	11/7/2017	41	45	TT110617	TRANS-1,2-DICHLOROETHENE	156-60-5	1400	NULL	UG/L
LC34-DPT0593-048.0-20171107	GW	11/7/2017	46	50	TT110617	1,1-DICHLOROETHENE	75-35-4	1000	U	UG/L
LC34-DPT0593-048.0-20171107	GW	11/7/2017	46	50	TT110617	VINYL CHLORIDE	75-01-4	5400	NULL	UG/L
LC34-DPT0593-053.0-20171107	GW	11/7/2017	51	55	TT110617	TRANS-1,2-DICHLOROETHENE	156-60-5	2000	U	UG/L
LC34-DPT0593-058.0-20171107	GW	11/7/2017	56	60	TT110617	1,1-DICHLOROETHENE	75-35-4	2000	U	UG/L
LC34-DPT0593-058.0-20171107	GW	11/7/2017	56	60	TT110617	VINYL CHLORIDE	75-01-4	2000	U	UG/L
LC34-DPT0593-063.0-20171107	GW	11/7/2017	61	65	TT110617	TRANS-1,2-DICHLOROETHENE	156-60-5	20	U	UG/L
LC34-DPT0587-008.0-20171106	GW	11/6/2017	6	10	TT110617	CIS-1,2-DICHLOROETHENE	156-59-2	1	NULL	UG/L
LC34-DPT0587-013.0-20171106	GW	11/6/2017	11	15	TT110617	1,1,2-TRICHLOROTRIFLUOROETHANE	76-13-1	1	U	UG/L
LC34-DPT0587-013.0-20171106	GW	11/6/2017	11	15	TT110617	TRICHLOROETHENE	79-01-6	1	U	UG/L
LC34-DPT0587-018.0-20171106	GW	11/6/2017	16	20	TT110617	CIS-1,2-DICHLOROETHENE	156-59-2	1	U	UG/L
LC34-DPT0587-025.0-20171106	GW	11/6/2017	23	27	TT110617	1,1,2-TRICHLOROTRIFLUOROETHANE	76-13-1	1	U	UG/L
LC34-DPT0587-025.0-20171106	GW	11/6/2017	23	27	TT110617	TRICHLOROETHENE	79-01-6	1	U	UG/L
LC34-DPT0588-008.0-20171106	GW	11/6/2017	6	10	TT110617	CIS-1,2-DICHLOROETHENE	156-59-2	1	U	UG/L
LC34-DPT0588-013.0-20171106	GW	11/6/2017	11	15	TT110617	1,1,2-TRICHLOROTRIFLUOROETHANE	76-13-1	1	U	UG/L
LC34-DPT0588-013.0-20171106	GW	11/6/2017	11	15	TT110617	TRICHLOROETHENE	79-01-6	1	U	UG/L
LC34-DPT0588-018.0-20171106	GW	11/6/2017	16	20	TT110617	CIS-1,2-DICHLOROETHENE	156-59-2	1	U	UG/L
LC34-DPT0588-025.0-20171106	GW	11/6/2017	23	27	TT110617	1,1,2-TRICHLOROTRIFLUOROETHANE	76-13-1	1	U	UG/L
LC34-DPT0588-025.0-20171106	GW	11/6/2017	23	27	TT110617	TRICHLOROETHENE	79-01-6	1	U	UG/L
LC34-DPT0589-008.0-20171106	GW	11/6/2017	6	10	TT110617	CIS-1,2-DICHLOROETHENE	156-59-2	1	U	UG/L
LC34-DPT0589-013.0-20171106	GW	11/6/2017	11	15	TT110617	1,1,2-TRICHLOROTRIFLUOROETHANE	76-13-1	1	U	UG/L
LC34-DPT0589-013.0-20171106	GW	11/6/2017	11	15	TT110617	TRICHLOROETHENE	79-01-6	1	U	UG/L
LC34-DPT0589-018.0-20171106	GW	11/6/2017	16	20	TT110617	CIS-1,2-DICHLOROETHENE	156-59-2	1	U	UG/L
LC34-DPT0589-025.0-20171106	GW	11/6/2017	23	27	TT110617	1,1,2-TRICHLOROTRIFLUOROETHANE	76-13-1	1	U	UG/L
LC34-DPT0589-025.0-20171106	GW	11/6/2017	23	27	TT110617	TRICHLOROETHENE	79-01-6	1	U	UG/L
LC34-DPT0590-008.0-20171106	GW	11/6/2017	6	10	TT110617	CIS-1,2-DICHLOROETHENE	156-59-2	3	NULL	UG/L
LC34-DPT0590-013.0-20171106	GW	11/6/2017	11	15	TT110617	1,1,2-TRICHLOROTRIFLUOROETHANE	76-13-1	1	U	UG/L
LC34-DPT0590-013.0-20171106	GW	11/6/2017	11	15	TT110617	TRICHLOROETHENE	79-01-6	1	U	UG/L
LC34-DPT0590-018.0-20171106	GW	11/6/2017	16	20	TT110617	CIS-1,2-DICHLOROETHENE	156-59-2	1	U	UG/L
LC34-DPT0590-025.0-20171106	GW	11/6/2017	23	27	TT110617	1,1,2-TRICHLOROTRIFLUOROETHANE	76-13-1	1	U	UG/L
LC34-DPT0590-025.0-20171106	GW	11/6/2017	23	27	TT110617	TRICHLOROETHENE	79-01-6	1	U	UG/L
LC34-DPT0591-008.0-20171106	GW	11/6/2017	6	10	TT110617	CIS-1,2-DICHLOROETHENE	156-59-2	4	NULL	UG/L
LC34-DPT0591-013.0-20171106	GW	11/6/2017	11	15	TT110617	1,1,2-TRICHLOROTRIFLUOROETHANE	76-13-1	1	U	UG/L

Sample	Matrix	Sample Date	Top Depth	Bottom Depth	SDG	Parameter	CAS	Lab Result	Lab Qualifier	Units
LC34-DPT0591-013.0-20171106	GW	11/6/2017	11	15	TT110617	TRICHLOROETHENE	79-01-6	1	U	UG/L
LC34-DPT0591-018.0-20171106	GW	11/6/2017	16	20	TT110617	CIS-1,2-DICHLOROETHENE	156-59-2	3	NULL	UG/L
LC34-DPT0591-025.0-20171106	GW	11/6/2017	23	27	TT110617	1,1,2-TRICHLOROTRIFLUOROETHANE	76-13-1	1	U	UG/L
LC34-DPT0591-025.0-20171106	GW	11/6/2017	23	27	TT110617	TRICHLOROETHENE	79-01-6	1	U	UG/L
LC34-DPT0592-008.0-20171106	GW	11/6/2017	6	10	TT110617	CIS-1,2-DICHLOROETHENE	156-59-2	1	U	UG/L
LC34-DPT0592-013.0-20171106	GW	11/6/2017	11	15	TT110617	1,1,2-TRICHLOROTRIFLUOROETHANE	76-13-1	1	U	UG/L
LC34-DPT0592-013.0-20171106	GW	11/6/2017	11	15	TT110617	TRICHLOROETHENE	79-01-6	1	U	UG/L
LC34-DPT0592-018.0-20171106	GW	11/6/2017	16	20	TT110617	CIS-1,2-DICHLOROETHENE	156-59-2	9	NULL	UG/L
LC34-DPT0592-025.0-20171106	GW	11/6/2017	23	27	TT110617	1,1,2-TRICHLOROTRIFLUOROETHANE	76-13-1	1	U	UG/L
LC34-DPT0592-025.0-20171106	GW	11/6/2017	23	27	TT110617	TRICHLOROETHENE	79-01-6	1	U	UG/L
LC34-DPT0593-008.0-20171107	GW	11/7/2017	6	10	TT110617	CIS-1,2-DICHLOROETHENE	156-59-2	1	U	UG/L
LC34-DPT0593-013.0-20171107	GW	11/7/2017	11	15	TT110617	1,1,2-TRICHLOROTRIFLUOROETHANE	76-13-1	1	U	UG/L
LC34-DPT0593-013.0-20171107	GW	11/7/2017	11	15	TT110617	TRICHLOROETHENE	79-01-6	2	NULL	UG/L
LC34-DPT0593-018.0-20171107	GW	11/7/2017	16	20	TT110617	CIS-1,2-DICHLOROETHENE	156-59-2	35	NULL	UG/L
LC34-DPT0593-023.0-20171107	GW	11/7/2017	21	25	TT110617	1,1,2-TRICHLOROTRIFLUOROETHANE	76-13-1	1	U	UG/L
LC34-DPT0593-023.0-20171107	GW	11/7/2017	21	25	TT110617	TRICHLOROETHENE	79-01-6	25	NULL	UG/L
LC34-DPT0593-028.0-20171107	GW	11/7/2017	26	30	TT110617	CIS-1,2-DICHLOROETHENE	156-59-2	62	NULL	UG/L
LC34-DPT0593-033.0-20171107	GW	11/7/2017	31	35	TT110617	1,1,2-TRICHLOROTRIFLUOROETHANE	76-13-1	3	U	UG/L
LC34-DPT0593-033.0-20171107	GW	11/7/2017	31	35	TT110617	TRICHLOROETHENE	79-01-6	59	NULL	UG/L
LC34-DPT0593-038.0-20171107	GW	11/7/2017	36	40	TT110617	CIS-1,2-DICHLOROETHENE	156-59-2	4100	NULL	UG/L
LC34-DPT0593-043.0-20171107	GW	11/7/2017	41	45	TT110617	1,1,2-TRICHLOROTRIFLUOROETHANE	76-13-1	40	U	UG/L
LC34-DPT0593-043.0-20171107	GW	11/7/2017	41	45	TT110617	TRICHLOROETHENE	79-01-6	216000	NULL	UG/L
LC34-DPT0593-048.0-20171107	GW	11/7/2017	46	50	TT110617	CIS-1,2-DICHLOROETHENE	156-59-2	174000	NULL	UG/L
LC34-DPT0593-053.0-20171107	GW	11/7/2017	51	55	TT110617	1,1,2-TRICHLOROTRIFLUOROETHANE	76-13-1	2000	U	UG/L
LC34-DPT0593-053.0-20171107	GW	11/7/2017	51	55	TT110617	TRICHLOROETHENE	79-01-6	479000	NULL	UG/L
LC34-DPT0593-058.0-20171107	GW	11/7/2017	56	60	TT110617	CIS-1,2-DICHLOROETHENE	156-59-2	26800	NULL	UG/L
LC34-DPT0587-008.0-20171106	GW	11/6/2017	6	10	TT110617	1,1,2-TRICHLOROTRIFLUOROETHANE	76-13-1	1	U	UG/L
LC34-DPT0587-008.0-20171106	GW	11/6/2017	6	10	TT110617	TRICHLOROETHENE	79-01-6	1	U	UG/L
LC34-DPT0587-013.0-20171106	GW	11/6/2017	11	15	TT110617	CIS-1,2-DICHLOROETHENE	156-59-2	1	U	UG/L
LC34-DPT0587-018.0-20171106	GW	11/6/2017	16	20	TT110617	1,1,2-TRICHLOROTRIFLUOROETHANE	76-13-1	1	U	UG/L
LC34-DPT0587-018.0-20171106	GW	11/6/2017	16	20	TT110617	TRICHLOROETHENE	79-01-6	1	U	UG/L
LC34-DPT0587-025.0-20171106	GW	11/6/2017	23	27	TT110617	CIS-1,2-DICHLOROETHENE	156-59-2	1	U	UG/L
LC34-DPT0588-008.0-20171106	GW	11/6/2017	6	10	TT110617	1,1,2-TRICHLOROTRIFLUOROETHANE	76-13-1	1	U	UG/L
LC34-DPT0588-008.0-20171106	GW	11/6/2017	6	10	TT110617	TRICHLOROETHENE	79-01-6	1	U	UG/L
LC34-DPT0588-013.0-20171106	GW	11/6/2017	11	15	TT110617	CIS-1,2-DICHLOROETHENE	156-59-2	1	U	UG/L
LC34-DPT0588-018.0-20171106	GW	11/6/2017	16	20	TT110617	1,1,2-TRICHLOROTRIFLUOROETHANE	76-13-1	1	U	UG/L
LC34-DPT0588-018.0-20171106	GW	11/6/2017	16	20	TT110617	TRICHLOROETHENE	79-01-6	1	U	UG/L
LC34-DPT0588-025.0-20171106	GW	11/6/2017	23	27	TT110617	CIS-1,2-DICHLOROETHENE	156-59-2	1	U	UG/L
LC34-DPT0589-008.0-20171106	GW	11/6/2017	6	10	TT110617	1,1,2-TRICHLOROTRIFLUOROETHANE	76-13-1	1	U	UG/L
LC34-DPT0589-008.0-20171106	GW	11/6/2017	6	10	TT110617	TRICHLOROETHENE	79-01-6	1	U	UG/L

Sample	Matrix	Sample Date	Top Depth	Bottom Depth	SDG	Parameter	CAS	Lab Result	Lab Qualifier	Units
LC34-DPT0589-013.0-20171106	GW	11/6/2017	11	15	TT110617	CIS-1,2-DICHLOROETHENE	156-59-2	1	U	UG/L
LC34-DPT0589-018.0-20171106	GW	11/6/2017	16	20	TT110617	1,1,2-TRICHLOROTRIFLUOROETHANE	76-13-1	1	U	UG/L
LC34-DPT0589-018.0-20171106	GW	11/6/2017	16	20	TT110617	TRICHLOROETHENE	79-01-6	1	U	UG/L
LC34-DPT0589-025.0-20171106	GW	11/6/2017	23	27	TT110617	CIS-1,2-DICHLOROETHENE	156-59-2	1	U	UG/L
LC34-DPT0590-008.0-20171106	GW	11/6/2017	6	10	TT110617	1,1,2-TRICHLOROTRIFLUOROETHANE	76-13-1	1	U	UG/L
LC34-DPT0590-008.0-20171106	GW	11/6/2017	6	10	TT110617	TRICHLOROETHENE	79-01-6	1	U	UG/L
LC34-DPT0590-013.0-20171106	GW	11/6/2017	11	15	TT110617	CIS-1,2-DICHLOROETHENE	156-59-2	4	NULL	UG/L
LC34-DPT0590-018.0-20171106	GW	11/6/2017	16	20	TT110617	1,1,2-TRICHLOROTRIFLUOROETHANE	76-13-1	1	U	UG/L
LC34-DPT0590-018.0-20171106	GW	11/6/2017	16	20	TT110617	TRICHLOROETHENE	79-01-6	1	U	UG/L
LC34-DPT0590-025.0-20171106	GW	11/6/2017	23	27	TT110617	CIS-1,2-DICHLOROETHENE	156-59-2	1	U	UG/L
LC34-DPT0591-008.0-20171106	GW	11/6/2017	6	10	TT110617	1,1,2-TRICHLOROTRIFLUOROETHANE	76-13-1	1	U	UG/L
LC34-DPT0591-008.0-20171106	GW	11/6/2017	6	10	TT110617	TRICHLOROETHENE	79-01-6	1	U	UG/L
LC34-DPT0591-013.0-20171106	GW	11/6/2017	11	15	TT110617	CIS-1,2-DICHLOROETHENE	156-59-2	11	NULL	UG/L
LC34-DPT0591-018.0-20171106	GW	11/6/2017	16	20	TT110617	1,1,2-TRICHLOROTRIFLUOROETHANE	76-13-1	1	U	UG/L
LC34-DPT0591-018.0-20171106	GW	11/6/2017	16	20	TT110617	TRICHLOROETHENE	79-01-6	1	U	UG/L
LC34-DPT0591-025.0-20171106	GW	11/6/2017	23	27	TT110617	CIS-1,2-DICHLOROETHENE	156-59-2	9	NULL	UG/L
LC34-DPT0592-008.0-20171106	GW	11/6/2017	6	10	TT110617	1,1,2-TRICHLOROTRIFLUOROETHANE	76-13-1	1	U	UG/L
LC34-DPT0592-008.0-20171106	GW	11/6/2017	6	10	TT110617	TRICHLOROETHENE	79-01-6	1	U	UG/L
LC34-DPT0592-013.0-20171106	GW	11/6/2017	11	15	TT110617	CIS-1,2-DICHLOROETHENE	156-59-2	8	NULL	UG/L
LC34-DPT0592-018.0-20171106	GW	11/6/2017	16	20	TT110617	1,1,2-TRICHLOROTRIFLUOROETHANE	76-13-1	1	U	UG/L
LC34-DPT0592-018.0-20171106	GW	11/6/2017	16	20	TT110617	TRICHLOROETHENE	79-01-6	1	U	UG/L
LC34-DPT0592-025.0-20171106	GW	11/6/2017	23	27	TT110617	CIS-1,2-DICHLOROETHENE	156-59-2	1	U	UG/L
LC34-DPT0593-008.0-20171107	GW	11/7/2017	6	10	TT110617	1,1,2-TRICHLOROTRIFLUOROETHANE	76-13-1	1	U	UG/L
LC34-DPT0593-008.0-20171107	GW	11/7/2017	6	10	TT110617	TRICHLOROETHENE	79-01-6	1	U	UG/L
LC34-DPT0593-013.0-20171107	GW	11/7/2017	11	15	TT110617	CIS-1,2-DICHLOROETHENE	156-59-2	5	NULL	UG/L
LC34-DPT0593-018.0-20171107	GW	11/7/2017	16	20	TT110617	1,1,2-TRICHLOROTRIFLUOROETHANE	76-13-1	1	U	UG/L
LC34-DPT0593-018.0-20171107	GW	11/7/2017	16	20	TT110617	TRICHLOROETHENE	79-01-6	5	NULL	UG/L
LC34-DPT0593-023.0-20171107	GW	11/7/2017	21	25	TT110617	CIS-1,2-DICHLOROETHENE	156-59-2	62	NULL	UG/L
LC34-DPT0593-028.0-20171107	GW	11/7/2017	26	30	TT110617	1,1,2-TRICHLOROTRIFLUOROETHANE	76-13-1	2	U	UG/L
LC34-DPT0593-028.0-20171107	GW	11/7/2017	26	30	TT110617	TRICHLOROETHENE	79-01-6	54	NULL	UG/L
LC34-DPT0593-033.0-20171107	GW	11/7/2017	31	35	TT110617	CIS-1,2-DICHLOROETHENE	156-59-2	460	NULL	UG/L
LC34-DPT0593-038.0-20171107	GW	11/7/2017	36	40	TT110617	1,1,2-TRICHLOROTRIFLUOROETHANE	76-13-1	10	U	UG/L
LC34-DPT0593-038.0-20171107	GW	11/7/2017	36	40	TT110617	TRICHLOROETHENE	79-01-6	2400	NULL	UG/L
LC34-DPT0593-043.0-20171107	GW	11/7/2017	41	45	TT110617	CIS-1,2-DICHLOROETHENE	156-59-2	67200	NULL	UG/L
LC34-DPT0593-048.0-20171107	GW	11/7/2017	46	50	TT110617	1,1,2-TRICHLOROTRIFLUOROETHANE	76-13-1	1000	U	UG/L
LC34-DPT0593-048.0-20171107	GW	11/7/2017	46	50	TT110617	TRICHLOROETHENE	79-01-6	539000	NULL	UG/L
LC34-DPT0593-053.0-20171107	GW	11/7/2017	51	55	TT110617	CIS-1,2-DICHLOROETHENE	156-59-2	165000	NULL	UG/L
LC34-DPT0593-058.0-20171107	GW	11/7/2017	56	60	TT110617	1,1,2-TRICHLOROTRIFLUOROETHANE	76-13-1	2000	U	UG/L
LC34-DPT0593-068.0-20171107	GW	11/7/2017	66	70	TT110617	1,1-DICHLOROETHENE	75-35-4	10	U	UG/L
LC34-DPT0593-068.0-20171107	GW	11/7/2017	66	70	TT110617	VINYL CHLORIDE	75-01-4	10	U	UG/L

Sample	Matrix	Sample Date	Top Depth	Bottom Depth	SDG	Parameter	CAS	Lab Result	Lab Qualifier	Units
LC34-DPT0593-073.0-20171107	GW	11/7/2017	71	75	TT110617	TRANS-1,2-DICHLOROETHENE	156-60-5	2	U	UG/L
LC34-DPT0593-078.0-20171107	GW	11/7/2017	76	80	TT110617	1,1-DICHLOROETHENE	75-35-4	10	U	UG/L
LC34-DPT0593-078.0-20171107	GW	11/7/2017	76	80	TT110617	VINYL CHLORIDE	75-01-4	10	U	UG/L
LC34-DPT0593-083.0-20171107	GW	11/7/2017	81	85	TT110617	TRANS-1,2-DICHLOROETHENE	156-60-5	10	U	UG/L
LC34-DPT0594-008.0-20171107	GW	11/7/2017	6	10	TT110617	1,1-DICHLOROETHENE	75-35-4	1	U	UG/L
LC34-DPT0594-008.0-20171107	GW	11/7/2017	6	10	TT110617	VINYL CHLORIDE	75-01-4	13	NULL	UG/L
LC34-DPT0594-013.0-20171107	GW	11/7/2017	11	15	TT110617	TRANS-1,2-DICHLOROETHENE	156-60-5	1	U	UG/L
LC34-DPT0594-018.0-20171107	GW	11/7/2017	16	20	TT110617	1,1-DICHLOROETHENE	75-35-4	1	U	UG/L
LC34-DPT0594-018.0-20171107	GW	11/7/2017	16	20	TT110617	VINYL CHLORIDE	75-01-4	200	NULL	UG/L
LC34-DPT0594-023.0-20171107	GW	11/7/2017	21	25	TT110617	TRANS-1,2-DICHLOROETHENE	156-60-5	1	U	UG/L
LC34-DPT0594-028.0-20171107	GW	11/7/2017	26	30	TT110617	1,1-DICHLOROETHENE	75-35-4	2	U	UG/L
LC34-DPT0594-028.0-20171107	GW	11/7/2017	26	30	TT110617	VINYL CHLORIDE	75-01-4	3	NULL	UG/L
LC34-DPT0594-033.0-20171107	GW	11/7/2017	31	35	TT110617	TRANS-1,2-DICHLOROETHENE	156-60-5	700	NULL	UG/L
LC34-DPT0594-038.0-20171107	GW	11/7/2017	36	40	TT110617	1,1-DICHLOROETHENE	75-35-4	1000	U	UG/L
LC34-DPT0594-038.0-20171107	GW	11/7/2017	36	40	TT110617	VINYL CHLORIDE	75-01-4	1000	U	UG/L
LC34-DPT0598-083.0-20171110	GW	11/10/2017	81	85	TT110617	TRANS-1,2-DICHLOROETHENE	156-60-5	32	NULL	UG/L
LC34-DPT0599-008.0-20171113	GW	11/13/2017	6	10	TT110617	1,1-DICHLOROETHENE	75-35-4	1	U	UG/L
LC34-DPT0599-008.0-20171113	GW	11/13/2017	6	10	TT110617	VINYL CHLORIDE	75-01-4	1	U	UG/L
LC34-DPT0599-013.0-20171113	GW	11/13/2017	11	15	TT110617	TRANS-1,2-DICHLOROETHENE	156-60-5	1	U	UG/L
LC34-DPT0599-018.0-20171113	GW	11/13/2017	16	20	TT110617	1,1-DICHLOROETHENE	75-35-4	1	U	UG/L
LC34-DPT0599-018.0-20171113	GW	11/13/2017	16	20	TT110617	VINYL CHLORIDE	75-01-4	41	NULL	UG/L
LC34-DPT0599-023.0-20171113	GW	11/13/2017	21	25	TT110617	TRANS-1,2-DICHLOROETHENE	156-60-5	200	U	UG/L
LC34-DPT0599-028.0-20171113	GW	11/13/2017	26	30	TT110617	1,1-DICHLOROETHENE	75-35-4	2000	U	UG/L
LC34-DPT0599-028.0-20171113	GW	11/13/2017	26	30	TT110617	VINYL CHLORIDE	75-01-4	2000	U	UG/L
LC34-DPT0599-033.0-20171113	GW	11/13/2017	31	35	TT110617	TRANS-1,2-DICHLOROETHENE	156-60-5	3300	U	UG/L
LC34-DPT0599-038.0-20171113	GW	11/13/2017	36	40	TT110617	1,1-DICHLOROETHENE	75-35-4	3300	U	UG/L
LC34-DPT0599-038.0-20171113	GW	11/13/2017	36	40	TT110617	VINYL CHLORIDE	75-01-4	3300	U	UG/L
LC34-DPT0599-043.0-20171113	GW	11/13/2017	41	45	TT110617	TRANS-1,2-DICHLOROETHENE	156-60-5	3300	U	UG/L
LC34-DPT0599-048.0-20171113	GW	11/13/2017	46	50	TT110617	1,1-DICHLOROETHENE	75-35-4	2000	U	UG/L
LC34-DPT0599-048.0-20171113	GW	11/13/2017	46	50	TT110617	VINYL CHLORIDE	75-01-4	2000	U	UG/L
LC34-DPT0599-053.0-20171113	GW	11/13/2017	51	55	TT110617	TRANS-1,2-DICHLOROETHENE	156-60-5	200	U	UG/L
LC34-DPT0599-058.0-20171113	GW	11/13/2017	56	60	TT110617	1,1-DICHLOROETHENE	75-35-4	200	U	UG/L
LC34-DPT0599-058.0-20171113	GW	11/13/2017	56	60	TT110617	VINYL CHLORIDE	75-01-4	200	U	UG/L
LC34-DPT0599-063.0-20171113	GW	11/13/2017	61	65	TT110617	TRANS-1,2-DICHLOROETHENE	156-60-5	100	U	UG/L
LC34-DPT0599-068.0-20171113	GW	11/13/2017	66	70	TT110617	1,1-DICHLOROETHENE	75-35-4	40	U	UG/L
LC34-DPT0599-068.0-20171113	GW	11/13/2017	66	70	TT110617	VINYL CHLORIDE	75-01-4	40	U	UG/L
LC34-DPT0599-073.0-20171113	GW	11/13/2017	71	75	TT110617	TRANS-1,2-DICHLOROETHENE	156-60-5	100	U	UG/L
LC34-DPT0599-078.0-20171113	GW	11/13/2017	76	80	TT110617	1,1-DICHLOROETHENE	75-35-4	100	U	UG/L
LC34-DPT0599-078.0-20171113	GW	11/13/2017	76	80	TT110617	VINYL CHLORIDE	75-01-4	100	U	UG/L
LC34-DPT0599-083.0-20171113	GW	11/13/2017	81	85	TT110617	TRANS-1,2-DICHLOROETHENE	156-60-5	100	U	UG/L

Sample	Matrix	Sample Date	Top Depth	Bottom Depth	SDG	Parameter	CAS	Lab Result	Lab Qualifier	Units
LC34-DPT0600-008.0-20171116	GW	11/16/2017	6	10	TT110617	1,1-DICHLOROETHENE	75-35-4	1	U	UG/L
LC34-DPT0600-008.0-20171116	GW	11/16/2017	6	10	TT110617	VINYL CHLORIDE	75-01-4	1	U	UG/L
LC34-DPT0600-013.0-20171116	GW	11/16/2017	11	15	TT110617	TRANS-1,2-DICHLOROETHENE	156-60-5	1	U	UG/L
LC34-DPT0600-018.0-20171116	GW	11/16/2017	16	20	TT110617	1,1-DICHLOROETHENE	75-35-4	2	U	UG/L
LC34-DPT0600-018.0-20171116	GW	11/16/2017	16	20	TT110617	VINYL CHLORIDE	75-01-4	63	NULL	UG/L
LC34-DPT0600-023.0-20171116	GW	11/16/2017	21	25	TT110617	TRANS-1,2-DICHLOROETHENE	156-60-5	2	U	UG/L
LC34-DPT0600-028.0-20171116	GW	11/16/2017	26	30	TT110617	1,1-DICHLOROETHENE	75-35-4	2	U	UG/L
LC34-DPT0600-028.0-20171116	GW	11/16/2017	26	30	TT110617	VINYL CHLORIDE	75-01-4	51	NULL	UG/L
LC34-DPT0600-033.0-20171116	GW	11/16/2017	31	35	TT110617	TRANS-1,2-DICHLOROETHENE	156-60-5	71	NULL	UG/L
LC34-DPT0600-038.0-20171116	GW	11/16/2017	36	40	TT110617	1,1-DICHLOROETHENE	75-35-4	2	U	UG/L
LC34-DPT0600-038.0-20171116	GW	11/16/2017	36	40	TT110617	VINYL CHLORIDE	75-01-4	4000	J	UG/L
LC34-DPT0587-008.0-20171106	GW	11/6/2017	6	10	TT110617	TRANS-1,2-DICHLOROETHENE	156-60-5	1	U	UG/L
LC34-DPT0587-013.0-20171106	GW	11/6/2017	11	15	TT110617	1,1-DICHLOROETHENE	75-35-4	1	U	UG/L
LC34-DPT0587-013.0-20171106	GW	11/6/2017	11	15	TT110617	VINYL CHLORIDE	75-01-4	1	U	UG/L
LC34-DPT0587-018.0-20171106	GW	11/6/2017	16	20	TT110617	TRANS-1,2-DICHLOROETHENE	156-60-5	1	U	UG/L
LC34-DPT0587-025.0-20171106	GW	11/6/2017	23	27	TT110617	1,1-DICHLOROETHENE	75-35-4	1	U	UG/L
LC34-DPT0587-025.0-20171106	GW	11/6/2017	23	27	TT110617	VINYL CHLORIDE	75-01-4	1	U	UG/L
LC34-DPT0588-008.0-20171106	GW	11/6/2017	6	10	TT110617	TRANS-1,2-DICHLOROETHENE	156-60-5	1	U	UG/L
LC34-DPT0588-013.0-20171106	GW	11/6/2017	11	15	TT110617	1,1-DICHLOROETHENE	75-35-4	1	U	UG/L
LC34-DPT0588-013.0-20171106	GW	11/6/2017	11	15	TT110617	VINYL CHLORIDE	75-01-4	1	U	UG/L
LC34-DPT0588-018.0-20171106	GW	11/6/2017	16	20	TT110617	TRANS-1,2-DICHLOROETHENE	156-60-5	1	U	UG/L
LC34-DPT0588-025.0-20171106	GW	11/6/2017	23	27	TT110617	1,1-DICHLOROETHENE	75-35-4	1	U	UG/L
LC34-DPT0588-025.0-20171106	GW	11/6/2017	23	27	TT110617	VINYL CHLORIDE	75-01-4	1	U	UG/L
LC34-DPT0589-008.0-20171106	GW	11/6/2017	6	10	TT110617	TRANS-1,2-DICHLOROETHENE	156-60-5	1	U	UG/L
LC34-DPT0589-013.0-20171106	GW	11/6/2017	11	15	TT110617	1,1-DICHLOROETHENE	75-35-4	1	U	UG/L
LC34-DPT0589-013.0-20171106	GW	11/6/2017	11	15	TT110617	VINYL CHLORIDE	75-01-4	1	U	UG/L
LC34-DPT0589-018.0-20171106	GW	11/6/2017	16	20	TT110617	TRANS-1,2-DICHLOROETHENE	156-60-5	1	U	UG/L
LC34-DPT0589-025.0-20171106	GW	11/6/2017	23	27	TT110617	1,1-DICHLOROETHENE	75-35-4	1	U	UG/L
LC34-DPT0589-025.0-20171106	GW	11/6/2017	23	27	TT110617	VINYL CHLORIDE	75-01-4	1	U	UG/L
LC34-DPT0590-008.0-20171106	GW	11/6/2017	6	10	TT110617	TRANS-1,2-DICHLOROETHENE	156-60-5	1	U	UG/L
LC34-DPT0590-013.0-20171106	GW	11/6/2017	11	15	TT110617	1,1-DICHLOROETHENE	75-35-4	1	U	UG/L
LC34-DPT0590-013.0-20171106	GW	11/6/2017	11	15	TT110617	VINYL CHLORIDE	75-01-4	2	NULL	UG/L
LC34-DPT0590-018.0-20171106	GW	11/6/2017	16	20	TT110617	TRANS-1,2-DICHLOROETHENE	156-60-5	1	U	UG/L
LC34-DPT0590-025.0-20171106	GW	11/6/2017	23	27	TT110617	1,1-DICHLOROETHENE	75-35-4	1	U	UG/L
LC34-DPT0590-025.0-20171106	GW	11/6/2017	23	27	TT110617	VINYL CHLORIDE	75-01-4	1	U	UG/L
LC34-DPT0591-008.0-20171106	GW	11/6/2017	6	10	TT110617	TRANS-1,2-DICHLOROETHENE	156-60-5	1	U	UG/L
LC34-DPT0591-013.0-20171106	GW	11/6/2017	11	15	TT110617	1,1-DICHLOROETHENE	75-35-4	1	U	UG/L
LC34-DPT0591-013.0-20171106	GW	11/6/2017	11	15	TT110617	VINYL CHLORIDE	75-01-4	6	NULL	UG/L
LC34-DPT0591-018.0-20171106	GW	11/6/2017	16	20	TT110617	TRANS-1,2-DICHLOROETHENE	156-60-5	1	U	UG/L
LC34-DPT0591-025.0-20171106	GW	11/6/2017	23	27	TT110617	1,1-DICHLOROETHENE	75-35-4	1	U	UG/L

Sample	Matrix	Sample Date	Top Depth	Bottom Depth	SDG	Parameter	CAS	Lab Result	Lab Qualifier	Units
LC34-DPT0591-025.0-20171106	GW	11/6/2017	23	27	TT110617	VINYL CHLORIDE	75-01-4	1	NULL	UG/L
LC34-DPT0592-008.0-20171106	GW	11/6/2017	6	10	TT110617	TRANS-1,2-DICHLOROETHENE	156-60-5	1	U	UG/L
LC34-DPT0592-013.0-20171106	GW	11/6/2017	11	15	TT110617	1,1-DICHLOROETHENE	75-35-4	1	U	UG/L
LC34-DPT0592-013.0-20171106	GW	11/6/2017	11	15	TT110617	VINYL CHLORIDE	75-01-4	4	NULL	UG/L
LC34-DPT0592-018.0-20171106	GW	11/6/2017	16	20	TT110617	TRANS-1,2-DICHLOROETHENE	156-60-5	1	U	UG/L
LC34-DPT0592-025.0-20171106	GW	11/6/2017	23	27	TT110617	1,1-DICHLOROETHENE	75-35-4	1	U	UG/L
LC34-DPT0592-025.0-20171106	GW	11/6/2017	23	27	TT110617	VINYL CHLORIDE	75-01-4	1	U	UG/L
LC34-DPT0593-008.0-20171107	GW	11/7/2017	6	10	TT110617	TRANS-1,2-DICHLOROETHENE	156-60-5	1	U	UG/L
LC34-DPT0593-013.0-20171107	GW	11/7/2017	11	15	TT110617	1,1-DICHLOROETHENE	75-35-4	1	U	UG/L
LC34-DPT0593-013.0-20171107	GW	11/7/2017	11	15	TT110617	VINYL CHLORIDE	75-01-4	1	U	UG/L
LC34-DPT0593-018.0-20171107	GW	11/7/2017	16	20	TT110617	TRANS-1,2-DICHLOROETHENE	156-60-5	1	U	UG/L
LC34-DPT0593-023.0-20171107	GW	11/7/2017	21	25	TT110617	1,1-DICHLOROETHENE	75-35-4	1	U	UG/L
LC34-DPT0593-023.0-20171107	GW	11/7/2017	21	25	TT110617	VINYL CHLORIDE	75-01-4	24	NULL	UG/L
LC34-DPT0593-028.0-20171107	GW	11/7/2017	26	30	TT110617	TRANS-1,2-DICHLOROETHENE	156-60-5	2	U	UG/L
LC34-DPT0593-033.0-20171107	GW	11/7/2017	31	35	TT110617	1,1-DICHLOROETHENE	75-35-4	3	U	UG/L
LC34-DPT0593-033.0-20171107	GW	11/7/2017	31	35	TT110617	VINYL CHLORIDE	75-01-4	180	NULL	UG/L
LC34-DPT0593-038.0-20171107	GW	11/7/2017	36	40	TT110617	TRANS-1,2-DICHLOROETHENE	156-60-5	110	NULL	UG/L
LC34-DPT0593-043.0-20171107	GW	11/7/2017	41	45	TT110617	1,1-DICHLOROETHENE	75-35-4	72	NULL	UG/L
LC34-DPT0593-043.0-20171107	GW	11/7/2017	41	45	TT110617	VINYL CHLORIDE	75-01-4	107000	NULL	UG/L
LC34-DPT0593-048.0-20171107	GW	11/7/2017	46	50	TT110617	TRANS-1,2-DICHLOROETHENE	156-60-5	1900	NULL	UG/L
LC34-DPT0593-053.0-20171107	GW	11/7/2017	51	55	TT110617	1,1-DICHLOROETHENE	75-35-4	2000	U	UG/L
LC34-DPT0593-053.0-20171107	GW	11/7/2017	51	55	TT110617	VINYL CHLORIDE	75-01-4	4100	NULL	UG/L
LC34-DPT0593-058.0-20171107	GW	11/7/2017	56	60	TT110617	TRANS-1,2-DICHLOROETHENE	156-60-5	2000	U	UG/L
LC34-DPT0593-063.0-20171107	GW	11/7/2017	61	65	TT110617	1,1-DICHLOROETHENE	75-35-4	20	U	UG/L
LC34-DPT0593-058.0-20171107	GW	11/7/2017	56	60	TT110617	TRICHLOROETHENE	79-01-6	125000	NULL	UG/L
LC34-DPT0593-063.0-20171107	GW	11/7/2017	61	65	TT110617	CIS-1,2-DICHLOROETHENE	156-59-2	28	NULL	UG/L
LC34-DPT0593-068.0-20171107	GW	11/7/2017	66	70	TT110617	1,1,2-TRICHLOROTRIFLUOROETHANE	76-13-1	10	U	UG/L
LC34-DPT0593-068.0-20171107	GW	11/7/2017	66	70	TT110617	TRICHLOROETHENE	79-01-6	1600	NULL	UG/L
LC34-DPT0593-073.0-20171107	GW	11/7/2017	71	75	TT110617	CIS-1,2-DICHLOROETHENE	156-59-2	49	NULL	UG/L
LC34-DPT0593-078.0-20171107	GW	11/7/2017	76	80	TT110617	1,1,2-TRICHLOROTRIFLUOROETHANE	76-13-1	10	U	UG/L
LC34-DPT0593-078.0-20171107	GW	11/7/2017	76	80	TT110617	TRICHLOROETHENE	79-01-6	2400	NULL	UG/L
LC34-DPT0593-083.0-20171107	GW	11/7/2017	81	85	TT110617	CIS-1,2-DICHLOROETHENE	156-59-2	100	NULL	UG/L
LC34-DPT0594-008.0-20171107	GW	11/7/2017	6	10	TT110617	1,1,2-TRICHLOROTRIFLUOROETHANE	76-13-1	1	U	UG/L
LC34-DPT0594-008.0-20171107	GW	11/7/2017	6	10	TT110617	TRICHLOROETHENE	79-01-6	24	NULL	UG/L
LC34-DPT0594-013.0-20171107	GW	11/7/2017	11	15	TT110617	CIS-1,2-DICHLOROETHENE	156-59-2	27	NULL	UG/L
LC34-DPT0594-018.0-20171107	GW	11/7/2017	16	20	TT110617	1,1,2-TRICHLOROTRIFLUOROETHANE	76-13-1	1	U	UG/L
LC34-DPT0594-018.0-20171107	GW	11/7/2017	16	20	TT110617	TRICHLOROETHENE	79-01-6	8	NULL	UG/L
LC34-DPT0594-023.0-20171107	GW	11/7/2017	21	25	TT110617	CIS-1,2-DICHLOROETHENE	156-59-2	52	NULL	UG/L
LC34-DPT0594-028.0-20171107	GW	11/7/2017	26	30	TT110617	1,1,2-TRICHLOROTRIFLUOROETHANE	76-13-1	2	U	UG/L
LC34-DPT0594-028.0-20171107	GW	11/7/2017	26	30	TT110617	TRICHLOROETHENE	79-01-6	25	NULL	UG/L

Sample	Matrix	Sample Date	Top Depth	Bottom Depth	SDG	Parameter	CAS	Lab Result	Lab Qualifier	Units
LC34-DPT0598-083.0-20171110	GW	11/10/2017	81	85	TT110617	CIS-1,2-DICHLOROETHENE	156-59-2	1600	NULL	UG/L
LC34-DPT0599-008.0-20171113	GW	11/13/2017	6	10	TT110617	1,1,2-TRICHLOROTRIFLUOROETHANE	76-13-1	1	U	UG/L
LC34-DPT0599-008.0-20171113	GW	11/13/2017	6	10	TT110617	TRICHLOROETHENE	79-01-6	7	NULL	UG/L
LC34-DPT0599-013.0-20171113	GW	11/13/2017	11	15	TT110617	CIS-1,2-DICHLOROETHENE	156-59-2	4	NULL	UG/L
LC34-DPT0599-018.0-20171113	GW	11/13/2017	16	20	TT110617	1,1,2-TRICHLOROTRIFLUOROETHANE	76-13-1	1	U	UG/L
LC34-DPT0599-018.0-20171113	GW	11/13/2017	16	20	TT110617	TRICHLOROETHENE	79-01-6	220	NULL	UG/L
LC34-DPT0599-023.0-20171113	GW	11/13/2017	21	25	TT110617	CIS-1,2-DICHLOROETHENE	156-59-2	3900	NULL	UG/L
LC34-DPT0599-028.0-20171113	GW	11/13/2017	26	30	TT110617	1,1,2-TRICHLOROTRIFLUOROETHANE	76-13-1	2000	U	UG/L
LC34-DPT0599-028.0-20171113	GW	11/13/2017	26	30	TT110617	TRICHLOROETHENE	79-01-6	913000	NULL	UG/L
LC34-DPT0599-033.0-20171113	GW	11/13/2017	31	35	TT110617	CIS-1,2-DICHLOROETHENE	156-59-2	25000	NULL	UG/L
LC34-DPT0599-038.0-20171113	GW	11/13/2017	36	40	TT110617	1,1,2-TRICHLOROTRIFLUOROETHANE	76-13-1	3300	U	UG/L
LC34-DPT0599-038.0-20171113	GW	11/13/2017	36	40	TT110617	TRICHLOROETHENE	79-01-6	1030000	NULL	UG/L
LC34-DPT0599-043.0-20171113	GW	11/13/2017	41	45	TT110617	CIS-1,2-DICHLOROETHENE	156-59-2	214000	NULL	UG/L
LC34-DPT0599-048.0-20171113	GW	11/13/2017	46	50	TT110617	1,1,2-TRICHLOROTRIFLUOROETHANE	76-13-1	2000	U	UG/L
LC34-DPT0599-048.0-20171113	GW	11/13/2017	46	50	TT110617	TRICHLOROETHENE	79-01-6	1370000	NULL	UG/L
LC34-DPT0599-053.0-20171113	GW	11/13/2017	51	55	TT110617	CIS-1,2-DICHLOROETHENE	156-59-2	26100	NULL	UG/L
LC34-DPT0599-058.0-20171113	GW	11/13/2017	56	60	TT110617	1,1,2-TRICHLOROTRIFLUOROETHANE	76-13-1	200	U	UG/L
LC34-DPT0599-058.0-20171113	GW	11/13/2017	56	60	TT110617	TRICHLOROETHENE	79-01-6	51400	NULL	UG/L
LC34-DPT0599-063.0-20171113	GW	11/13/2017	61	65	TT110617	CIS-1,2-DICHLOROETHENE	156-59-2	100	U	UG/L
LC34-DPT0599-068.0-20171113	GW	11/13/2017	66	70	TT110617	1,1,2-TRICHLOROTRIFLUOROETHANE	76-13-1	40	U	UG/L
LC34-DPT0599-068.0-20171113	GW	11/13/2017	66	70	TT110617	TRICHLOROETHENE	79-01-6	15800	NULL	UG/L
LC34-DPT0599-073.0-20171113	GW	11/13/2017	71	75	TT110617	CIS-1,2-DICHLOROETHENE	156-59-2	860	NULL	UG/L
LC34-DPT0599-078.0-20171113	GW	11/13/2017	76	80	TT110617	1,1,2-TRICHLOROTRIFLUOROETHANE	76-13-1	100	U	UG/L
LC34-DPT0599-078.0-20171113	GW	11/13/2017	76	80	TT110617	TRICHLOROETHENE	79-01-6	12500	NULL	UG/L
LC34-DPT0599-083.0-20171113	GW	11/13/2017	81	85	TT110617	CIS-1,2-DICHLOROETHENE	156-59-2	10900	NULL	UG/L
LC34-DPT0600-008.0-20171116	GW	11/16/2017	6	10	TT110617	1,1,2-TRICHLOROTRIFLUOROETHANE	76-13-1	1	U	UG/L
LC34-DPT0600-008.0-20171116	GW	11/16/2017	6	10	TT110617	TRICHLOROETHENE	79-01-6	170	NULL	UG/L
LC34-DPT0600-013.0-20171116	GW	11/16/2017	11	15	TT110617	CIS-1,2-DICHLOROETHENE	156-59-2	170	NULL	UG/L
LC34-DPT0600-018.0-20171116	GW	11/16/2017	16	20	TT110617	1,1,2-TRICHLOROTRIFLUOROETHANE	76-13-1	2	U	UG/L
LC34-DPT0600-018.0-20171116	GW	11/16/2017	16	20	TT110617	TRICHLOROETHENE	79-01-6	5	NULL	UG/L
LC34-DPT0600-023.0-20171116	GW	11/16/2017	21	25	TT110617	CIS-1,2-DICHLOROETHENE	156-59-2	240	NULL	UG/L
LC34-DPT0600-028.0-20171116	GW	11/16/2017	26	30	TT110617	1,1,2-TRICHLOROTRIFLUOROETHANE	76-13-1	2	U	UG/L
LC34-DPT0600-028.0-20171116	GW	11/16/2017	26	30	TT110617	TRICHLOROETHENE	79-01-6	140	NULL	UG/L
LC34-DPT0600-033.0-20171116	GW	11/16/2017	31	35	TT110617	CIS-1,2-DICHLOROETHENE	156-59-2	7	NULL	UG/L
LC34-DPT0600-038.0-20171116	GW	11/16/2017	36	40	TT110617	1,1,2-TRICHLOROTRIFLUOROETHANE	76-13-1	2	U	UG/L
LC34-DPT0600-038.0-20171116	GW	11/16/2017	36	40	TT110617	TRICHLOROETHENE	79-01-6	25	NULL	UG/L
LC34-DPT0593-063.0-20171107	GW	11/7/2017	61	65	TT110617	1,1,2-TRICHLOROTRIFLUOROETHANE	76-13-1	20	U	UG/L
LC34-DPT0593-063.0-20171107	GW	11/7/2017	61	65	TT110617	TRICHLOROETHENE	79-01-6	1600	NULL	UG/L
LC34-DPT0593-068.0-20171107	GW	11/7/2017	66	70	TT110617	CIS-1,2-DICHLOROETHENE	156-59-2	23	NULL	UG/L
LC34-DPT0593-073.0-20171107	GW	11/7/2017	71	75	TT110617	1,1,2-TRICHLOROTRIFLUOROETHANE	76-13-1	2	U	UG/L

Sample	Matrix	Sample Date	Top Depth	Bottom Depth	SDG	Parameter	CAS	Lab Result	Lab Qualifier	Units
LC34-DPT0593-073.0-20171107	GW	11/7/2017	71	75	TT110617	TRICHLOROETHENE	79-01-6	3800	NULL	UG/L
LC34-DPT0593-078.0-20171107	GW	11/7/2017	76	80	TT110617	CIS-1,2-DICHLOROETHENE	156-59-2	79	NULL	UG/L
LC34-DPT0593-083.0-20171107	GW	11/7/2017	81	85	TT110617	1,1,2-TRICHLOROTRIFLUOROETHANE	76-13-1	10	U	UG/L
LC34-DPT0593-083.0-20171107	GW	11/7/2017	81	85	TT110617	TRICHLOROETHENE	79-01-6	4400	NULL	UG/L
LC34-DPT0594-008.0-20171107	GW	11/7/2017	6	10	TT110617	CIS-1,2-DICHLOROETHENE	156-59-2	7	NULL	UG/L
LC34-DPT0594-013.0-20171107	GW	11/7/2017	11	15	TT110617	1,1,2-TRICHLOROTRIFLUOROETHANE	76-13-1	1	U	UG/L
LC34-DPT0594-013.0-20171107	GW	11/7/2017	11	15	TT110617	TRICHLOROETHENE	79-01-6	11	NULL	UG/L
LC34-DPT0594-018.0-20171107	GW	11/7/2017	16	20	TT110617	CIS-1,2-DICHLOROETHENE	156-59-2	38	NULL	UG/L
LC34-DPT0594-023.0-20171107	GW	11/7/2017	21	25	TT110617	1,1,2-TRICHLOROTRIFLUOROETHANE	76-13-1	1	U	UG/L
LC34-DPT0594-023.0-20171107	GW	11/7/2017	21	25	TT110617	TRICHLOROETHENE	79-01-6	6	NULL	UG/L
LC34-DPT0594-028.0-20171107	GW	11/7/2017	26	30	TT110617	CIS-1,2-DICHLOROETHENE	156-59-2	2	NULL	UG/L
LC34-DPT0594-033.0-20171107	GW	11/7/2017	31	35	TT110617	1,1,2-TRICHLOROTRIFLUOROETHANE	76-13-1	10	U	UG/L
LC34-DPT0598-083.0-20171110	GW	11/10/2017	81	85	TT110617	1,1,2-TRICHLOROTRIFLUOROETHANE	76-13-1	10	U	UG/L
LC34-DPT0598-083.0-20171110	GW	11/10/2017	81	85	TT110617	TRICHLOROETHENE	79-01-6	2500	NULL	UG/L
LC34-DPT0599-008.0-20171113	GW	11/13/2017	6	10	TT110617	CIS-1,2-DICHLOROETHENE	156-59-2	1	U	UG/L
LC34-DPT0599-013.0-20171113	GW	11/13/2017	11	15	TT110617	1,1,2-TRICHLOROTRIFLUOROETHANE	76-13-1	1	U	UG/L
LC34-DPT0599-013.0-20171113	GW	11/13/2017	11	15	TT110617	TRICHLOROETHENE	79-01-6	84	NULL	UG/L
LC34-DPT0599-018.0-20171113	GW	11/13/2017	16	20	TT110617	CIS-1,2-DICHLOROETHENE	156-59-2	41	NULL	UG/L
LC34-DPT0599-023.0-20171113	GW	11/13/2017	21	25	TT110617	1,1,2-TRICHLOROTRIFLUOROETHANE	76-13-1	710	NULL	UG/L
LC34-DPT0599-023.0-20171113	GW	11/13/2017	21	25	TT110617	TRICHLOROETHENE	79-01-6	25100	NULL	UG/L
LC34-DPT0599-028.0-20171113	GW	11/13/2017	26	30	TT110617	CIS-1,2-DICHLOROETHENE	156-59-2	7500	NULL	UG/L
LC34-DPT0599-033.0-20171113	GW	11/13/2017	31	35	TT110617	1,1,2-TRICHLOROTRIFLUOROETHANE	76-13-1	3300	U	UG/L
LC34-DPT0599-033.0-20171113	GW	11/13/2017	31	35	TT110617	TRICHLOROETHENE	79-01-6	1000000	NULL	UG/L
LC34-DPT0599-038.0-20171113	GW	11/13/2017	36	40	TT110617	CIS-1,2-DICHLOROETHENE	156-59-2	50300	NULL	UG/L
LC34-DPT0599-043.0-20171113	GW	11/13/2017	41	45	TT110617	1,1,2-TRICHLOROTRIFLUOROETHANE	76-13-1	3300	U	UG/L
LC34-DPT0599-043.0-20171113	GW	11/13/2017	41	45	TT110617	TRICHLOROETHENE	79-01-6	356000	NULL	UG/L
LC34-DPT0599-048.0-20171113	GW	11/13/2017	46	50	TT110617	CIS-1,2-DICHLOROETHENE	156-59-2	45900	NULL	UG/L
LC34-DPT0599-053.0-20171113	GW	11/13/2017	51	55	TT110617	1,1,2-TRICHLOROTRIFLUOROETHANE	76-13-1	200	U	UG/L
LC34-DPT0599-053.0-20171113	GW	11/13/2017	51	55	TT110617	TRICHLOROETHENE	79-01-6	96700	NULL	UG/L
LC34-DPT0599-058.0-20171113	GW	11/13/2017	56	60	TT110617	CIS-1,2-DICHLOROETHENE	156-59-2	6500	NULL	UG/L
LC34-DPT0599-063.0-20171113	GW	11/13/2017	61	65	TT110617	1,1,2-TRICHLOROTRIFLUOROETHANE	76-13-1	100	U	UG/L
LC34-DPT0599-063.0-20171113	GW	11/13/2017	61	65	TT110617	TRICHLOROETHENE	79-01-6	3300	NULL	UG/L
LC34-DPT0599-068.0-20171113	GW	11/13/2017	66	70	TT110617	CIS-1,2-DICHLOROETHENE	156-59-2	160	NULL	UG/L
LC34-DPT0599-073.0-20171113	GW	11/13/2017	71	75	TT110617	1,1,2-TRICHLOROTRIFLUOROETHANE	76-13-1	150	NULL	UG/L
LC34-DPT0599-073.0-20171113	GW	11/13/2017	71	75	TT110617	TRICHLOROETHENE	79-01-6	109000	NULL	UG/L
LC34-DPT0599-078.0-20171113	GW	11/13/2017	76	80	TT110617	CIS-1,2-DICHLOROETHENE	156-59-2	1400	NULL	UG/L
LC34-DPT0599-083.0-20171113	GW	11/13/2017	81	85	TT110617	1,1,2-TRICHLOROTRIFLUOROETHANE	76-13-1	100	U	UG/L
LC34-DPT0599-083.0-20171113	GW	11/13/2017	81	85	TT110617	TRICHLOROETHENE	79-01-6	142000	NULL	UG/L
LC34-DPT0600-008.0-20171116	GW	11/16/2017	6	10	TT110617	CIS-1,2-DICHLOROETHENE	156-59-2	14	NULL	UG/L
LC34-DPT0600-013.0-20171116	GW	11/16/2017	11	15	TT110617	1,1,2-TRICHLOROTRIFLUOROETHANE	76-13-1	1	U	UG/L

Sample	Matrix	Sample Date	Top Depth	Bottom Depth	SDG	Parameter	CAS	Lab Result	Lab Qualifier	Units
LC34-DPT0600-013.0-20171116	GW	11/16/2017	11	15	TT110617	TRICHLOROETHENE	79-01-6	3	NULL	UG/L
LC34-DPT0600-018.0-20171116	GW	11/16/2017	16	20	TT110617	CIS-1,2-DICHLOROETHENE	156-59-2	120	NULL	UG/L
LC34-DPT0600-023.0-20171116	GW	11/16/2017	21	25	TT110617	1,1,2-TRICHLOROTRIFLUOROETHANE	76-13-1	2	U	UG/L
LC34-DPT0600-023.0-20171116	GW	11/16/2017	21	25	TT110617	TRICHLOROETHENE	79-01-6	10	NULL	UG/L
LC34-DPT0600-028.0-20171116	GW	11/16/2017	26	30	TT110617	CIS-1,2-DICHLOROETHENE	156-59-2	23	NULL	UG/L
LC34-DPT0600-033.0-20171116	GW	11/16/2017	31	35	TT110617	1,1,2-TRICHLOROTRIFLUOROETHANE	76-13-1	1	U	UG/L
LC34-DPT0600-033.0-20171116	GW	11/16/2017	31	35	TT110617	TRICHLOROETHENE	79-01-6	3	NULL	UG/L
LC34-DPT0600-038.0-20171116	GW	11/16/2017	36	40	TT110617	CIS-1,2-DICHLOROETHENE	156-59-2	260	NULL	UG/L
LC34-DPT0600-043.0-20171116	GW	11/16/2017	41	45	TT110617	TRANS-1,2-DICHLOROETHENE	156-60-5	3900	NULL	UG/L
LC34-DPT0600-048.0-20171116	GW	11/16/2017	46	50	TT110617	1,1-DICHLOROETHENE	75-35-4	100	U	UG/L
LC34-DPT0600-048.0-20171116	GW	11/16/2017	46	50	TT110617	VINYL CHLORIDE	75-01-4	3500	NULL	UG/L
LC34-DPT0600-053.0-20171116	GW	11/16/2017	51	55	TT110617	TRANS-1,2-DICHLOROETHENE	156-60-5	20	U	UG/L
LC34-DPT0600-058.0-20171116	GW	11/16/2017	56	60	TT110617	1,1-DICHLOROETHENE	75-35-4	13	NULL	UG/L
LC34-DPT0600-058.0-20171116	GW	11/16/2017	56	60	TT110617	VINYL CHLORIDE	75-01-4	54	NULL	UG/L
LC34-DPT0600-063.0-20171116	GW	11/16/2017	61	65	TT110617	TRANS-1,2-DICHLOROETHENE	156-60-5	35	NULL	UG/L
LC34-DPT0600-068.0-20171116	GW	11/16/2017	66	70	TT110617	1,1-DICHLOROETHENE	75-35-4	10	U	UG/L
LC34-DPT0600-068.0-20171116	GW	11/16/2017	66	70	TT110617	VINYL CHLORIDE	75-01-4	10	U	UG/L
LC34-DPT0600-073.0-20171116	GW	11/16/2017	71	75	TT110617	TRANS-1,2-DICHLOROETHENE	156-60-5	32	NULL	UG/L
LC34-DPT0600-078.0-20171116	GW	11/16/2017	76	80	TT110617	1,1-DICHLOROETHENE	75-35-4	44	NULL	UG/L
LC34-DPT0600-078.0-20171116	GW	11/16/2017	76	80	TT110617	VINYL CHLORIDE	75-01-4	14	NULL	UG/L
LC34-DPT0600-083.0-20171116	GW	11/16/2017	81	85	TT110617	TRANS-1,2-DICHLOROETHENE	156-60-5	10	U	UG/L
LC34-DPT0601-008.0-20171116	GW	11/16/2017	6	10	TT110617	1,1-DICHLOROETHENE	75-35-4	1	U	UG/L
LC34-DPT0601-008.0-20171116	GW	11/16/2017	6	10	TT110617	VINYL CHLORIDE	75-01-4	5	NULL	UG/L
LC34-DPT0601-013.0-20171116	GW	11/16/2017	11	15	TT110617	TRANS-1,2-DICHLOROETHENE	156-60-5	1	U	UG/L
LC34-DPT0601-018.0-20171116	GW	11/16/2017	16	20	TT110617	1,1-DICHLOROETHENE	75-35-4	1	U	UG/L
LC34-DPT0601-018.0-20171116	GW	11/16/2017	16	20	TT110617	VINYL CHLORIDE	75-01-4	39	NULL	UG/L
LC34-DPT0601-023.0-20171116	GW	11/16/2017	21	25	TT110617	TRANS-1,2-DICHLOROETHENE	156-60-5	360	NULL	UG/L
LC34-DPT0601-028.0-20171116	GW	11/16/2017	26	30	TT110617	1,1-DICHLOROETHENE	75-35-4	220	NULL	UG/L
LC34-DPT0601-028.0-20171116	GW	11/16/2017	26	30	TT110617	VINYL CHLORIDE	75-01-4	1500	NULL	UG/L
LC34-DPT0601-033.0-20171116	GW	11/16/2017	31	35	TT110617	TRANS-1,2-DICHLOROETHENE	156-60-5	8200	NULL	UG/L
LC34-DPT0601-038.0-20171116	GW	11/16/2017	36	40	TT110617	1,1-DICHLOROETHENE	75-35-4	440	NULL	UG/L
LC34-DPT0601-038.0-20171116	GW	11/16/2017	36	40	TT110617	VINYL CHLORIDE	75-01-4	4800	NULL	UG/L
LC34-DPT0601-043.0-20171116	GW	11/16/2017	41	45	TT110617	TRANS-1,2-DICHLOROETHENE	156-60-5	4900	NULL	UG/L
LC34-DPT0601-048.0-20171116	GW	11/16/2017	46	50	TT110617	1,1-DICHLOROETHENE	75-35-4	500	U	UG/L
LC34-DPT0601-048.0-20171116	GW	11/16/2017	46	50	TT110617	VINYL CHLORIDE	75-01-4	18600	NULL	UG/L
LC34-DPT0601-053.0-20171117	GW	11/17/2017	51	55	TT110617	TRANS-1,2-DICHLOROETHENE	156-60-5	10	U	UG/L
LC34-DPT0601-058.0-20171117	GW	11/17/2017	56	60	TT110617	1,1-DICHLOROETHENE	75-35-4	6	NULL	UG/L
LC34-DPT0601-058.0-20171117	GW	11/17/2017	56	60	TT110617	VINYL CHLORIDE	75-01-4	120	NULL	UG/L
LC34-DPT0601-063.0-20171117	GW	11/17/2017	61	65	TT110617	TRANS-1,2-DICHLOROETHENE	156-60-5	21	NULL	UG/L
LC34-DPT0601-068.0-20171117	GW	11/17/2017	66	70	TT110617	1,1-DICHLOROETHENE	75-35-4	10	U	UG/L

Sample	Matrix	Sample Date	Top Depth	Bottom Depth	SDG	Parameter	CAS	Lab Result	Lab Qualifier	Units
LC34-DPT0601-068.0-20171117	GW	11/17/2017	66	70	TT110617	VINYL CHLORIDE	75-01-4	10	U	UG/L
LC34-DPT0601-073.0-20171117	GW	11/17/2017	71	75	TT110617	TRANS-1,2-DICHLOROETHENE	156-60-5	19	NULL	UG/L
LC34-DPT0595-043.0-20171108	GW	11/8/2017	41	45	TT110617	TRANS-1,2-DICHLOROETHENE	156-60-5	40	U	UG/L
LC34-DPT0595-048.0-20171108	GW	11/8/2017	46	50	TT110617	1,1-DICHLOROETHENE	75-35-4	20	U	UG/L
LC34-DPT0595-048.0-20171108	GW	11/8/2017	46	50	TT110617	VINYL CHLORIDE	75-01-4	30	NULL	UG/L
LC34-DPT0595-053.0-20171108	GW	11/8/2017	51	55	TT110617	TRANS-1,2-DICHLOROETHENE	156-60-5	31	NULL	UG/L
LC34-DPT0595-058.0-20171108	GW	11/8/2017	56	60	TT110617	1,1-DICHLOROETHENE	75-35-4	3	U	UG/L
LC34-DPT0595-058.0-20171108	GW	11/8/2017	56	60	TT110617	VINYL CHLORIDE	75-01-4	5	NULL	UG/L
LC34-DPT0595-063.0-20171108	GW	11/8/2017	61	65	TT110617	TRANS-1,2-DICHLOROETHENE	156-60-5	3	U	UG/L
LC34-DPT0595-068.0-20171108	GW	11/8/2017	66	70	TT110617	1,1-DICHLOROETHENE	75-35-4	3	U	UG/L
LC34-DPT0595-068.0-20171108	GW	11/8/2017	66	70	TT110617	VINYL CHLORIDE	75-01-4	5	NULL	UG/L
LC34-DPT0595-073.0-20171108	GW	11/8/2017	71	75	TT110617	TRANS-1,2-DICHLOROETHENE	156-60-5	1000	U	UG/L
LC34-DPT0595-078.0-20171108	GW	11/8/2017	76	80	TT110617	1,1-DICHLOROETHENE	75-35-4	3300	U	UG/L
LC34-DPT0595-078.0-20171108	GW	11/8/2017	76	80	TT110617	VINYL CHLORIDE	75-01-4	3300	U	UG/L
LC34-DPT0595-078.0-20171108RE	GW	11/8/2017	76	80	TT110617	TRANS-1,2-DICHLOROETHENE	156-60-5	3300	U	UG/L
LC34-DPT0595-083.0-20171108	GW	11/8/2017	81	85	TT110617	1,1-DICHLOROETHENE	75-35-4	20	U	UG/L
LC34-DPT0595-083.0-20171108	GW	11/8/2017	81	85	TT110617	VINYL CHLORIDE	75-01-4	20	U	UG/L
LC34-DPT0596-008.0-20171109	GW	11/9/2017	6	10	TT110617	TRANS-1,2-DICHLOROETHENE	156-60-5	1	U	UG/L
LC34-DPT0596-013.0-20171109	GW	11/9/2017	11	15	TT110617	1,1-DICHLOROETHENE	75-35-4	1	U	UG/L
LC34-DPT0596-013.0-20171109	GW	11/9/2017	11	15	TT110617	VINYL CHLORIDE	75-01-4	2	NULL	UG/L
LC34-DPT0596-018.0-20171109	GW	11/9/2017	16	20	TT110617	TRANS-1,2-DICHLOROETHENE	156-60-5	2	U	UG/L
LC34-DPT0593-063.0-20171107	GW	11/7/2017	61	65	TT110617	VINYL CHLORIDE	75-01-4	20	U	UG/L
LC34-DPT0593-068.0-20171107	GW	11/7/2017	66	70	TT110617	TRANS-1,2-DICHLOROETHENE	156-60-5	10	U	UG/L
LC34-DPT0593-073.0-20171107	GW	11/7/2017	71	75	TT110617	1,1-DICHLOROETHENE	75-35-4	2	U	UG/L
LC34-DPT0593-073.0-20171107	GW	11/7/2017	71	75	TT110617	VINYL CHLORIDE	75-01-4	6	NULL	UG/L
LC34-DPT0593-078.0-20171107	GW	11/7/2017	76	80	TT110617	TRANS-1,2-DICHLOROETHENE	156-60-5	31	NULL	UG/L
LC34-DPT0593-083.0-20171107	GW	11/7/2017	81	85	TT110617	1,1-DICHLOROETHENE	75-35-4	10	U	UG/L
LC34-DPT0593-083.0-20171107	GW	11/7/2017	81	85	TT110617	VINYL CHLORIDE	75-01-4	10	U	UG/L
LC34-DPT0594-008.0-20171107	GW	11/7/2017	6	10	TT110617	TRANS-1,2-DICHLOROETHENE	156-60-5	1	U	UG/L
LC34-DPT0594-013.0-20171107	GW	11/7/2017	11	15	TT110617	1,1-DICHLOROETHENE	75-35-4	1	U	UG/L
LC34-DPT0594-013.0-20171107	GW	11/7/2017	11	15	TT110617	VINYL CHLORIDE	75-01-4	110	NULL	UG/L
LC34-DPT0594-018.0-20171107	GW	11/7/2017	16	20	TT110617	TRANS-1,2-DICHLOROETHENE	156-60-5	1	U	UG/L
LC34-DPT0594-023.0-20171107	GW	11/7/2017	21	25	TT110617	1,1-DICHLOROETHENE	75-35-4	1	U	UG/L
LC34-DPT0594-023.0-20171107	GW	11/7/2017	21	25	TT110617	VINYL CHLORIDE	75-01-4	240	NULL	UG/L
LC34-DPT0594-028.0-20171107	GW	11/7/2017	26	30	TT110617	TRANS-1,2-DICHLOROETHENE	156-60-5	7	NULL	UG/L
LC34-DPT0594-033.0-20171107	GW	11/7/2017	31	35	TT110617	1,1-DICHLOROETHENE	75-35-4	11	NULL	UG/L
LC34-DPT0594-033.0-20171107	GW	11/7/2017	31	35	TT110617	VINYL CHLORIDE	75-01-4	160	NULL	UG/L
LC34-DPT0594-038.0-20171107	GW	11/7/2017	36	40	TT110617	TRANS-1,2-DICHLOROETHENE	156-60-5	1000	U	UG/L
LC34-DPT0594-043.0-20171107	GW	11/7/2017	41	45	TT110617	1,1-DICHLOROETHENE	75-35-4	2500	U	UG/L
LC34-DPT0598-083.0-20171110	GW	11/10/2017	81	85	TT110617	1,1-DICHLOROETHENE	75-35-4	10	U	UG/L

Sample	Matrix	Sample Date	Top Depth	Bottom Depth	SDG	Parameter	CAS	Lab Result	Lab Qualifier	Units
LC34-DPT0598-083.0-20171110	GW	11/10/2017	81	85	TT110617	VINYL CHLORIDE	75-01-4	10	NULL	UG/L
LC34-DPT0599-008.0-20171113	GW	11/13/2017	6	10	TT110617	TRANS-1,2-DICHLOROETHENE	156-60-5	1	U	UG/L
LC34-DPT0599-013.0-20171113	GW	11/13/2017	11	15	TT110617	1,1-DICHLOROETHENE	75-35-4	1	U	UG/L
LC34-DPT0599-013.0-20171113	GW	11/13/2017	11	15	TT110617	VINYL CHLORIDE	75-01-4	1	U	UG/L
LC34-DPT0599-018.0-20171113	GW	11/13/2017	16	20	TT110617	TRANS-1,2-DICHLOROETHENE	156-60-5	1	U	UG/L
LC34-DPT0599-023.0-20171113	GW	11/13/2017	21	25	TT110617	1,1-DICHLOROETHENE	75-35-4	200	U	UG/L
LC34-DPT0599-023.0-20171113	GW	11/13/2017	21	25	TT110617	VINYL CHLORIDE	75-01-4	560	NULL	UG/L
LC34-DPT0599-028.0-20171113	GW	11/13/2017	26	30	TT110617	TRANS-1,2-DICHLOROETHENE	156-60-5	2000	U	UG/L
LC34-DPT0599-033.0-20171113	GW	11/13/2017	31	35	TT110617	1,1-DICHLOROETHENE	75-35-4	3300	U	UG/L
LC34-DPT0599-033.0-20171113	GW	11/13/2017	31	35	TT110617	VINYL CHLORIDE	75-01-4	3300	U	UG/L
LC34-DPT0599-038.0-20171113	GW	11/13/2017	36	40	TT110617	TRANS-1,2-DICHLOROETHENE	156-60-5	3300	U	UG/L
LC34-DPT0599-043.0-20171113	GW	11/13/2017	41	45	TT110617	1,1-DICHLOROETHENE	75-35-4	3300	U	UG/L
LC34-DPT0599-043.0-20171113	GW	11/13/2017	41	45	TT110617	VINYL CHLORIDE	75-01-4	3300	U	UG/L
LC34-DPT0599-048.0-20171113	GW	11/13/2017	46	50	TT110617	TRANS-1,2-DICHLOROETHENE	156-60-5	2000	U	UG/L
LC34-DPT0599-053.0-20171113	GW	11/13/2017	51	55	TT110617	1,1-DICHLOROETHENE	75-35-4	200	U	UG/L
LC34-DPT0599-053.0-20171113	GW	11/13/2017	51	55	TT110617	VINYL CHLORIDE	75-01-4	200	U	UG/L
LC34-DPT0599-058.0-20171113	GW	11/13/2017	56	60	TT110617	TRANS-1,2-DICHLOROETHENE	156-60-5	200	U	UG/L
LC34-DPT0599-063.0-20171113	GW	11/13/2017	61	65	TT110617	1,1-DICHLOROETHENE	75-35-4	100	U	UG/L
LC34-DPT0599-063.0-20171113	GW	11/13/2017	61	65	TT110617	VINYL CHLORIDE	75-01-4	100	U	UG/L
LC34-DPT0599-068.0-20171113	GW	11/13/2017	66	70	TT110617	TRANS-1,2-DICHLOROETHENE	156-60-5	40	U	UG/L
LC34-DPT0599-073.0-20171113	GW	11/13/2017	71	75	TT110617	1,1-DICHLOROETHENE	75-35-4	100	U	UG/L
LC34-DPT0599-073.0-20171113	GW	11/13/2017	71	75	TT110617	VINYL CHLORIDE	75-01-4	100	U	UG/L
LC34-DPT0599-078.0-20171113	GW	11/13/2017	76	80	TT110617	TRANS-1,2-DICHLOROETHENE	156-60-5	100	U	UG/L
LC34-DPT0599-083.0-20171113	GW	11/13/2017	81	85	TT110617	1,1-DICHLOROETHENE	75-35-4	100	U	UG/L
LC34-DPT0599-083.0-20171113	GW	11/13/2017	81	85	TT110617	VINYL CHLORIDE	75-01-4	100	U	UG/L
LC34-DPT0600-008.0-20171116	GW	11/16/2017	6	10	TT110617	TRANS-1,2-DICHLOROETHENE	156-60-5	1	U	UG/L
LC34-DPT0600-013.0-20171116	GW	11/16/2017	11	15	TT110617	1,1-DICHLOROETHENE	75-35-4	1	U	UG/L
LC34-DPT0600-013.0-20171116	GW	11/16/2017	11	15	TT110617	VINYL CHLORIDE	75-01-4	39	NULL	UG/L
LC34-DPT0600-018.0-20171116	GW	11/16/2017	16	20	TT110617	TRANS-1,2-DICHLOROETHENE	156-60-5	2	U	UG/L
LC34-DPT0600-023.0-20171116	GW	11/16/2017	21	25	TT110617	1,1-DICHLOROETHENE	75-35-4	2	U	UG/L
LC34-DPT0600-023.0-20171116	GW	11/16/2017	21	25	TT110617	VINYL CHLORIDE	75-01-4	47	NULL	UG/L
LC34-DPT0600-028.0-20171116	GW	11/16/2017	26	30	TT110617	TRANS-1,2-DICHLOROETHENE	156-60-5	17	NULL	UG/L
LC34-DPT0600-033.0-20171116	GW	11/16/2017	31	35	TT110617	1,1-DICHLOROETHENE	75-35-4	1	U	UG/L
LC34-DPT0600-033.0-20171116	GW	11/16/2017	31	35	TT110617	VINYL CHLORIDE	75-01-4	12	NULL	UG/L
LC34-DPT0600-038.0-20171116	GW	11/16/2017	36	40	TT110617	TRANS-1,2-DICHLOROETHENE	156-60-5	230	NULL	UG/L
LC34-DPT0600-043.0-20171116	GW	11/16/2017	41	45	TT110617	1,1-DICHLOROETHENE	75-35-4	400	U	UG/L
LC34-DPT0600-043.0-20171116	GW	11/16/2017	41	45	TT110617	VINYL CHLORIDE	75-01-4	14300	NULL	UG/L
LC34-DPT0600-048.0-20171116	GW	11/16/2017	46	50	TT110617	TRANS-1,2-DICHLOROETHENE	156-60-5	140	NULL	UG/L
LC34-DPT0600-053.0-20171116	GW	11/16/2017	51	55	TT110617	1,1-DICHLOROETHENE	75-35-4	20	U	UG/L
LC34-DPT0600-053.0-20171116	GW	11/16/2017	51	55	TT110617	VINYL CHLORIDE	75-01-4	59	NULL	UG/L

Sample	Matrix	Sample Date	Top Depth	Bottom Depth	SDG	Parameter	CAS	Lab Result	Lab Qualifier	Units
LC34-DPT0600-058.0-20171116	GW	11/16/2017	56	60	TT110617	TRANS-1,2-DICHLOROETHENE	156-60-5	50	NULL	UG/L
LC34-DPT0600-063.0-20171116	GW	11/16/2017	61	65	TT110617	1,1-DICHLOROETHENE	75-35-4	17	NULL	UG/L
LC34-DPT0600-063.0-20171116	GW	11/16/2017	61	65	TT110617	VINYL CHLORIDE	75-01-4	120	NULL	UG/L
LC34-DPT0600-068.0-20171116	GW	11/16/2017	66	70	TT110617	TRANS-1,2-DICHLOROETHENE	156-60-5	33	NULL	UG/L
LC34-DPT0600-073.0-20171116	GW	11/16/2017	71	75	TT110617	1,1-DICHLOROETHENE	75-35-4	3	U	UG/L
LC34-DPT0600-073.0-20171116	GW	11/16/2017	71	75	TT110617	VINYL CHLORIDE	75-01-4	14	NULL	UG/L
LC34-DPT0600-078.0-20171116	GW	11/16/2017	76	80	TT110617	TRANS-1,2-DICHLOROETHENE	156-60-5	270	NULL	UG/L
LC34-DPT0600-083.0-20171116	GW	11/16/2017	81	85	TT110617	1,1-DICHLOROETHENE	75-35-4	10	U	UG/L
LC34-DPT0600-083.0-20171116	GW	11/16/2017	81	85	TT110617	VINYL CHLORIDE	75-01-4	10	U	UG/L
LC34-DPT0601-008.0-20171116	GW	11/16/2017	6	10	TT110617	TRANS-1,2-DICHLOROETHENE	156-60-5	1	U	UG/L
LC34-DPT0601-013.0-20171116	GW	11/16/2017	11	15	TT110617	1,1-DICHLOROETHENE	75-35-4	1	U	UG/L
LC34-DPT0601-013.0-20171116	GW	11/16/2017	11	15	TT110617	VINYL CHLORIDE	75-01-4	29	NULL	UG/L
LC34-DPT0601-018.0-20171116	GW	11/16/2017	16	20	TT110617	TRANS-1,2-DICHLOROETHENE	156-60-5	1	U	UG/L
LC34-DPT0601-023.0-20171116	GW	11/16/2017	21	25	TT110617	1,1-DICHLOROETHENE	75-35-4	12	NULL	UG/L
LC34-DPT0601-023.0-20171116	GW	11/16/2017	21	25	TT110617	VINYL CHLORIDE	75-01-4	640	NULL	UG/L
LC34-DPT0601-028.0-20171116	GW	11/16/2017	26	30	TT110617	TRANS-1,2-DICHLOROETHENE	156-60-5	4800	NULL	UG/L
LC34-DPT0601-033.0-20171116	GW	11/16/2017	31	35	TT110617	1,1-DICHLOROETHENE	75-35-4	480	NULL	UG/L
LC34-DPT0601-033.0-20171116	GW	11/16/2017	31	35	TT110617	VINYL CHLORIDE	75-01-4	3100	NULL	UG/L
LC34-DPT0601-038.0-20171116	GW	11/16/2017	36	40	TT110617	TRANS-1,2-DICHLOROETHENE	156-60-5	6300	NULL	UG/L
LC34-DPT0601-043.0-20171116	GW	11/16/2017	41	45	TT110617	1,1-DICHLOROETHENE	75-35-4	400	U	UG/L
LC34-DPT0601-043.0-20171116	GW	11/16/2017	41	45	TT110617	VINYL CHLORIDE	75-01-4	13100	NULL	UG/L
LC34-DPT0601-048.0-20171116	GW	11/16/2017	46	50	TT110617	TRANS-1,2-DICHLOROETHENE	156-60-5	810	NULL	UG/L
LC34-DPT0601-053.0-20171117	GW	11/17/2017	51	55	TT110617	1,1-DICHLOROETHENE	75-35-4	10	U	UG/L
LC34-DPT0601-053.0-20171117	GW	11/17/2017	51	55	TT110617	VINYL CHLORIDE	75-01-4	10	U	UG/L
LC34-DPT0601-058.0-20171117	GW	11/17/2017	56	60	TT110617	TRANS-1,2-DICHLOROETHENE	156-60-5	98	NULL	UG/L
LC34-DPT0601-063.0-20171117	GW	11/17/2017	61	65	TT110617	1,1-DICHLOROETHENE	75-35-4	20	U	UG/L
LC34-DPT0601-063.0-20171117	GW	11/17/2017	61	65	TT110617	VINYL CHLORIDE	75-01-4	20	U	UG/L
LC34-DPT0601-068.0-20171117	GW	11/17/2017	66	70	TT110617	TRANS-1,2-DICHLOROETHENE	156-60-5	10	U	UG/L
LC34-DPT0601-073.0-20171117	GW	11/17/2017	71	75	TT110617	1,1-DICHLOROETHENE	75-35-4	5	U	UG/L
LC34-DPT0595-043.0-20171108	GW	11/8/2017	41	45	TT110617	VINYL CHLORIDE	75-01-4	89	NULL	UG/L
LC34-DPT0595-048.0-20171108	GW	11/8/2017	46	50	TT110617	TRANS-1,2-DICHLOROETHENE	156-60-5	61	NULL	UG/L
LC34-DPT0595-053.0-20171108	GW	11/8/2017	51	55	TT110617	1,1-DICHLOROETHENE	75-35-4	10	U	UG/L
LC34-DPT0595-053.0-20171108	GW	11/8/2017	51	55	TT110617	VINYL CHLORIDE	75-01-4	10	U	UG/L
LC34-DPT0595-058.0-20171108	GW	11/8/2017	56	60	TT110617	TRANS-1,2-DICHLOROETHENE	156-60-5	23	NULL	UG/L
LC34-DPT0595-063.0-20171108	GW	11/8/2017	61	65	TT110617	1,1-DICHLOROETHENE	75-35-4	3	U	UG/L
LC34-DPT0595-063.0-20171108	GW	11/8/2017	61	65	TT110617	VINYL CHLORIDE	75-01-4	6	NULL	UG/L
LC34-DPT0595-068.0-20171108	GW	11/8/2017	66	70	TT110617	TRANS-1,2-DICHLOROETHENE	156-60-5	3	U	UG/L
LC34-DPT0595-073.0-20171108	GW	11/8/2017	71	75	TT110617	1,1-DICHLOROETHENE	75-35-4	1000	U	UG/L
LC34-DPT0595-073.0-20171108	GW	11/8/2017	71	75	TT110617	VINYL CHLORIDE	75-01-4	1000	U	UG/L
LC34-DPT0595-078.0-20171108	GW	11/8/2017	76	80	TT110617	TRANS-1,2-DICHLOROETHENE	156-60-5	3300	U	UG/L

Sample	Matrix	Sample Date	Top Depth	Bottom Depth	SDG	Parameter	CAS	Lab Result	Lab Qualifier	Units
LC34-DPT0595-078.0-20171108RE	GW	11/8/2017	76	80	TT110617	1,1-DICHLOROETHENE	75-35-4	3300	U	UG/L
LC34-DPT0595-078.0-20171108RE	GW	11/8/2017	76	80	TT110617	VINYL CHLORIDE	75-01-4	3300	U	UG/L
LC34-DPT0595-083.0-20171108	GW	11/8/2017	81	85	TT110617	TRANS-1,2-DICHLOROETHENE	156-60-5	20	U	UG/L
LC34-DPT0596-008.0-20171109	GW	11/9/2017	6	10	TT110617	1,1-DICHLOROETHENE	75-35-4	1	U	UG/L
LC34-DPT0596-008.0-20171109	GW	11/9/2017	6	10	TT110617	VINYL CHLORIDE	75-01-4	1	U	UG/L
LC34-DPT0596-013.0-20171109	GW	11/9/2017	11	15	TT110617	TRANS-1,2-DICHLOROETHENE	156-60-5	1	U	UG/L
LC34-DPT0596-018.0-20171109	GW	11/9/2017	16	20	TT110617	1,1-DICHLOROETHENE	75-35-4	2	U	UG/L
LC34-DPT0600-043.0-20171116	GW	11/16/2017	41	45	TT110617	CIS-1,2-DICHLOROETHENE	156-59-2	235000	NULL	UG/L
LC34-DPT0600-048.0-20171116	GW	11/16/2017	46	50	TT110617	1,1,2-TRICHLOROTRIFLUOROETHANE	76-13-1	100	U	UG/L
LC34-DPT0600-048.0-20171116	GW	11/16/2017	46	50	TT110617	TRICHLOROETHENE	79-01-6	100	U	UG/L
LC34-DPT0600-053.0-20171116	GW	11/16/2017	51	55	TT110617	CIS-1,2-DICHLOROETHENE	156-59-2	1700	NULL	UG/L
LC34-DPT0600-058.0-20171116	GW	11/16/2017	56	60	TT110617	1,1,2-TRICHLOROTRIFLUOROETHANE	76-13-1	10	U	UG/L
LC34-DPT0600-058.0-20171116	GW	11/16/2017	56	60	TT110617	TRICHLOROETHENE	79-01-6	14	NULL	UG/L
LC34-DPT0600-063.0-20171116	GW	11/16/2017	61	65	TT110617	CIS-1,2-DICHLOROETHENE	156-59-2	3700	J	UG/L
LC34-DPT0600-068.0-20171116	GW	11/16/2017	66	70	TT110617	1,1,2-TRICHLOROTRIFLUOROETHANE	76-13-1	10	U	UG/L
LC34-DPT0600-068.0-20171116	GW	11/16/2017	66	70	TT110617	TRICHLOROETHENE	79-01-6	38	NULL	UG/L
LC34-DPT0600-073.0-20171116	GW	11/16/2017	71	75	TT110617	CIS-1,2-DICHLOROETHENE	156-59-2	220	NULL	UG/L
LC34-DPT0600-078.0-20171116	GW	11/16/2017	76	80	TT110617	1,1,2-TRICHLOROTRIFLUOROETHANE	76-13-1	10	U	UG/L
LC34-DPT0600-078.0-20171116	GW	11/16/2017	76	80	TT110617	TRICHLOROETHENE	79-01-6	15700	NULL	UG/L
LC34-DPT0600-083.0-20171116	GW	11/16/2017	81	85	TT110617	CIS-1,2-DICHLOROETHENE	156-59-2	230	NULL	UG/L
LC34-DPT0601-008.0-20171116	GW	11/16/2017	6	10	TT110617	1,1,2-TRICHLOROTRIFLUOROETHANE	76-13-1	1	U	UG/L
LC34-DPT0601-008.0-20171116	GW	11/16/2017	6	10	TT110617	TRICHLOROETHENE	79-01-6	2	NULL	UG/L
LC34-DPT0601-013.0-20171116	GW	11/16/2017	11	15	TT110617	CIS-1,2-DICHLOROETHENE	156-59-2	64	NULL	UG/L
LC34-DPT0601-018.0-20171116	GW	11/16/2017	16	20	TT110617	1,1,2-TRICHLOROTRIFLUOROETHANE	76-13-1	1	U	UG/L
LC34-DPT0601-018.0-20171116	GW	11/16/2017	16	20	TT110617	TRICHLOROETHENE	79-01-6	11	NULL	UG/L
LC34-DPT0601-023.0-20171116	GW	11/16/2017	21	25	TT110617	CIS-1,2-DICHLOROETHENE	156-59-2	6100	NULL	UG/L
LC34-DPT0601-028.0-20171116	GW	11/16/2017	26	30	TT110617	1,1,2-TRICHLOROTRIFLUOROETHANE	76-13-1	40	U	UG/L
LC34-DPT0601-028.0-20171116	GW	11/16/2017	26	30	TT110617	TRICHLOROETHENE	79-01-6	27400	NULL	UG/L
LC34-DPT0601-033.0-20171116	GW	11/16/2017	31	35	TT110617	CIS-1,2-DICHLOROETHENE	156-59-2	202000	NULL	UG/L
LC34-DPT0601-038.0-20171116	GW	11/16/2017	36	40	TT110617	1,1,2-TRICHLOROTRIFLUOROETHANE	76-13-1	200	U	UG/L
LC34-DPT0601-038.0-20171116	GW	11/16/2017	36	40	TT110617	TRICHLOROETHENE	79-01-6	119000	NULL	UG/L
LC34-DPT0601-043.0-20171116	GW	11/16/2017	41	45	TT110617	CIS-1,2-DICHLOROETHENE	156-59-2	339000	NULL	UG/L
LC34-DPT0601-048.0-20171116	GW	11/16/2017	46	50	TT110617	1,1,2-TRICHLOROTRIFLUOROETHANE	76-13-1	500	U	UG/L
LC34-DPT0601-048.0-20171116	GW	11/16/2017	46	50	TT110617	TRICHLOROETHENE	79-01-6	890	NULL	UG/L
LC34-DPT0601-053.0-20171117	GW	11/17/2017	51	55	TT110617	CIS-1,2-DICHLOROETHENE	156-59-2	280	NULL	UG/L
LC34-DPT0601-058.0-20171117	GW	11/17/2017	56	60	TT110617	1,1,2-TRICHLOROTRIFLUOROETHANE	76-13-1	5	U	UG/L
LC34-DPT0601-058.0-20171117	GW	11/17/2017	56	60	TT110617	TRICHLOROETHENE	79-01-6	1000	NULL	UG/L
LC34-DPT0601-063.0-20171117	GW	11/17/2017	61	65	TT110617	CIS-1,2-DICHLOROETHENE	156-59-2	1100	NULL	UG/L
LC34-DPT0595-048.0-20171108	GW	11/8/2017	46	50	TT110617	1,1,2-TRICHLOROTRIFLUOROETHANE	76-13-1	20	U	UG/L
LC34-DPT0595-048.0-20171108	GW	11/8/2017	46	50	TT110617	TRICHLOROETHENE	79-01-6	240	NULL	UG/L

Sample	Matrix	Sample Date	Top Depth	Bottom Depth	SDG	Parameter	CAS	Lab Result	Lab Qualifier	Units
LC34-DPT0595-053.0-20171108	GW	11/8/2017	51	55	TT110617	CIS-1,2-DICHLOROETHENE	156-59-2	120	NULL	UG/L
LC34-DPT0595-058.0-20171108	GW	11/8/2017	56	60	TT110617	1,1,2-TRICHLOROTRIFLUOROETHANE	76-13-1	3	U	UG/L
LC34-DPT0595-058.0-20171108	GW	11/8/2017	56	60	TT110617	TRICHLOROETHENE	79-01-6	64	NULL	UG/L
LC34-DPT0595-063.0-20171108	GW	11/8/2017	61	65	TT110617	CIS-1,2-DICHLOROETHENE	156-59-2	18	NULL	UG/L
LC34-DPT0595-068.0-20171108	GW	11/8/2017	66	70	TT110617	1,1,2-TRICHLOROTRIFLUOROETHANE	76-13-1	3	U	UG/L
LC34-DPT0595-068.0-20171108	GW	11/8/2017	66	70	TT110617	TRICHLOROETHENE	79-01-6	7	NULL	UG/L
LC34-DPT0595-073.0-20171108	GW	11/8/2017	71	75	TT110617	CIS-1,2-DICHLOROETHENE	156-59-2	6000	NULL	UG/L
LC34-DPT0595-078.0-20171108	GW	11/8/2017	76	80	TT110617	1,1,2-TRICHLOROTRIFLUOROETHANE	76-13-1	3300	U	UG/L
LC34-DPT0595-078.0-20171108	GW	11/8/2017	76	80	TT110617	TRICHLOROETHENE	79-01-6	1340000	NULL	UG/L
LC34-DPT0595-078.0-20171108RE	GW	11/8/2017	76	80	TT110617	CIS-1,2-DICHLOROETHENE	156-59-2	6600	NULL	UG/L
LC34-DPT0595-083.0-20171108	GW	11/8/2017	81	85	TT110617	1,1,2-TRICHLOROTRIFLUOROETHANE	76-13-1	20	U	UG/L
LC34-DPT0595-083.0-20171108	GW	11/8/2017	81	85	TT110617	TRICHLOROETHENE	79-01-6	4500	NULL	UG/L
LC34-DPT0596-008.0-20171109	GW	11/9/2017	6	10	TT110617	CIS-1,2-DICHLOROETHENE	156-59-2	2	NULL	UG/L
LC34-DPT0596-013.0-20171109	GW	11/9/2017	11	15	TT110617	1,1,2-TRICHLOROTRIFLUOROETHANE	76-13-1	1	U	UG/L
LC34-DPT0596-013.0-20171109	GW	11/9/2017	11	15	TT110617	TRICHLOROETHENE	79-01-6	4	NULL	UG/L
LC34-DPT0596-018.0-20171109	GW	11/9/2017	16	20	TT110617	CIS-1,2-DICHLOROETHENE	156-59-2	8	NULL	UG/L
LC34-DPT0596-023.0-20171109	GW	11/9/2017	21	25	TT110617	1,1,2-TRICHLOROTRIFLUOROETHANE	76-13-1	1	U	UG/L
LC34-DPT0596-023.0-20171109	GW	11/9/2017	21	25	TT110617	TRICHLOROETHENE	79-01-6	4	NULL	UG/L
LC34-DPT0596-028.0-20171109	GW	11/9/2017	26	30	TT110617	CIS-1,2-DICHLOROETHENE	156-59-2	12	NULL	UG/L
LC34-DPT0600-043.0-20171116	GW	11/16/2017	41	45	TT110617	1,1,2-TRICHLOROTRIFLUOROETHANE	76-13-1	400	U	UG/L
LC34-DPT0600-043.0-20171116	GW	11/16/2017	41	45	TT110617	TRICHLOROETHENE	79-01-6	400	U	UG/L
LC34-DPT0600-048.0-20171116	GW	11/16/2017	46	50	TT110617	CIS-1,2-DICHLOROETHENE	156-59-2	26400	NULL	UG/L
LC34-DPT0600-053.0-20171116	GW	11/16/2017	51	55	TT110617	1,1,2-TRICHLOROTRIFLUOROETHANE	76-13-1	20	U	UG/L
LC34-DPT0600-053.0-20171116	GW	11/16/2017	51	55	TT110617	TRICHLOROETHENE	79-01-6	120	NULL	UG/L
LC34-DPT0600-058.0-20171116	GW	11/16/2017	56	60	TT110617	CIS-1,2-DICHLOROETHENE	156-59-2	5500	NULL	UG/L
LC34-DPT0600-063.0-20171116	GW	11/16/2017	61	65	TT110617	1,1,2-TRICHLOROTRIFLUOROETHANE	76-13-1	3	U	UG/L
LC34-DPT0600-063.0-20171116	GW	11/16/2017	61	65	TT110617	TRICHLOROETHENE	79-01-6	250	NULL	UG/L
LC34-DPT0600-068.0-20171116	GW	11/16/2017	66	70	TT110617	CIS-1,2-DICHLOROETHENE	156-59-2	200	NULL	UG/L
LC34-DPT0600-073.0-20171116	GW	11/16/2017	71	75	TT110617	1,1,2-TRICHLOROTRIFLUOROETHANE	76-13-1	3	U	UG/L
LC34-DPT0600-073.0-20171116	GW	11/16/2017	71	75	TT110617	TRICHLOROETHENE	79-01-6	110	NULL	UG/L
LC34-DPT0600-078.0-20171116	GW	11/16/2017	76	80	TT110617	CIS-1,2-DICHLOROETHENE	156-59-2	6400	NULL	UG/L
LC34-DPT0600-083.0-20171116	GW	11/16/2017	81	85	TT110617	1,1,2-TRICHLOROTRIFLUOROETHANE	76-13-1	10	U	UG/L
LC34-DPT0600-083.0-20171116	GW	11/16/2017	81	85	TT110617	TRICHLOROETHENE	79-01-6	94	NULL	UG/L
LC34-DPT0601-008.0-20171116	GW	11/16/2017	6	10	TT110617	CIS-1,2-DICHLOROETHENE	156-59-2	30	NULL	UG/L
LC34-DPT0601-013.0-20171116	GW	11/16/2017	11	15	TT110617	1,1,2-TRICHLOROTRIFLUOROETHANE	76-13-1	1	U	UG/L
LC34-DPT0601-013.0-20171116	GW	11/16/2017	11	15	TT110617	TRICHLOROETHENE	79-01-6	5	NULL	UG/L
LC34-DPT0601-018.0-20171116	GW	11/16/2017	16	20	TT110617	CIS-1,2-DICHLOROETHENE	156-59-2	79	NULL	UG/L
LC34-DPT0601-023.0-20171116	GW	11/16/2017	21	25	TT110617	1,1,2-TRICHLOROTRIFLUOROETHANE	76-13-1	10	U	UG/L
LC34-DPT0601-023.0-20171116	GW	11/16/2017	21	25	TT110617	TRICHLOROETHENE	79-01-6	11	NULL	UG/L
LC34-DPT0601-028.0-20171116	GW	11/16/2017	26	30	TT110617	CIS-1,2-DICHLOROETHENE	156-59-2	81600	J	UG/L

Sample	Matrix	Sample Date	Top Depth	Bottom Depth	SDG	Parameter	CAS	Lab Result	Lab Qualifier	Units
LC34-DPT0601-033.0-20171116	GW	11/16/2017	31	35	TT110617	1,1,2-TRICHLOROTRIFLUOROETHANE	76-13-1	200	U	UG/L
LC34-DPT0601-033.0-20171116	GW	11/16/2017	31	35	TT110617	TRICHLOROETHENE	79-01-6	181000	NULL	UG/L
LC34-DPT0601-038.0-20171116	GW	11/16/2017	36	40	TT110617	CIS-1,2-DICHLOROETHENE	156-59-2	249000	NULL	UG/L
LC34-DPT0601-043.0-20171116	GW	11/16/2017	41	45	TT110617	1,1,2-TRICHLOROTRIFLUOROETHANE	76-13-1	400	U	UG/L
LC34-DPT0601-043.0-20171116	GW	11/16/2017	41	45	TT110617	TRICHLOROETHENE	79-01-6	24200	NULL	UG/L
LC34-DPT0601-048.0-20171116	GW	11/16/2017	46	50	TT110617	CIS-1,2-DICHLOROETHENE	156-59-2	139000	NULL	UG/L
LC34-DPT0601-053.0-20171117	GW	11/17/2017	51	55	TT110617	1,1,2-TRICHLOROTRIFLUOROETHANE	76-13-1	10	U	UG/L
LC34-DPT0601-053.0-20171117	GW	11/17/2017	51	55	TT110617	TRICHLOROETHENE	79-01-6	160	NULL	UG/L
LC34-DPT0601-058.0-20171117	GW	11/17/2017	56	60	TT110617	CIS-1,2-DICHLOROETHENE	156-59-2	5900	J	UG/L
LC34-DPT0601-063.0-20171117	GW	11/17/2017	61	65	TT110617	1,1,2-TRICHLOROTRIFLUOROETHANE	76-13-1	20	U	UG/L
LC34-DPT0595-043.0-20171108	GW	11/8/2017	41	45	TT110617	TRICHLOROETHENE	79-01-6	40	U	UG/L
LC34-DPT0595-048.0-20171108	GW	11/8/2017	46	50	TT110617	CIS-1,2-DICHLOROETHENE	156-59-2	1500	NULL	UG/L
LC34-DPT0595-053.0-20171108	GW	11/8/2017	51	55	TT110617	1,1,2-TRICHLOROTRIFLUOROETHANE	76-13-1	10	U	UG/L
LC34-DPT0595-053.0-20171108	GW	11/8/2017	51	55	TT110617	TRICHLOROETHENE	79-01-6	24	NULL	UG/L
LC34-DPT0595-058.0-20171108	GW	11/8/2017	56	60	TT110617	CIS-1,2-DICHLOROETHENE	156-59-2	590	NULL	UG/L
LC34-DPT0595-063.0-20171108	GW	11/8/2017	61	65	TT110617	1,1,2-TRICHLOROTRIFLUOROETHANE	76-13-1	3	U	UG/L
LC34-DPT0595-063.0-20171108	GW	11/8/2017	61	65	TT110617	TRICHLOROETHENE	79-01-6	4	NULL	UG/L
LC34-DPT0595-068.0-20171108	GW	11/8/2017	66	70	TT110617	CIS-1,2-DICHLOROETHENE	156-59-2	15	NULL	UG/L
LC34-DPT0595-073.0-20171108	GW	11/8/2017	71	75	TT110617	1,1,2-TRICHLOROTRIFLUOROETHANE	76-13-1	1000	U	UG/L
LC34-DPT0595-073.0-20171108	GW	11/8/2017	71	75	TT110617	TRICHLOROETHENE	79-01-6	151000	NULL	UG/L
LC34-DPT0595-078.0-20171108	GW	11/8/2017	76	80	TT110617	CIS-1,2-DICHLOROETHENE	156-59-2	6800	NULL	UG/L
LC34-DPT0595-078.0-20171108RE	GW	11/8/2017	76	80	TT110617	1,1,2-TRICHLOROTRIFLUOROETHANE	76-13-1	3300	U	UG/L
LC34-DPT0595-078.0-20171108RE	GW	11/8/2017	76	80	TT110617	TRICHLOROETHENE	79-01-6	1130000	NULL	UG/L
LC34-DPT0595-083.0-20171108	GW	11/8/2017	81	85	TT110617	CIS-1,2-DICHLOROETHENE	156-59-2	110	NULL	UG/L
LC34-DPT0596-008.0-20171109	GW	11/9/2017	6	10	TT110617	1,1,2-TRICHLOROTRIFLUOROETHANE	76-13-1	1	U	UG/L
LC34-DPT0596-008.0-20171109	GW	11/9/2017	6	10	TT110617	TRICHLOROETHENE	79-01-6	3	NULL	UG/L
LC34-DPT0596-013.0-20171109	GW	11/9/2017	11	15	TT110617	CIS-1,2-DICHLOROETHENE	156-59-2	3	NULL	UG/L
LC34-DPT0596-018.0-20171109	GW	11/9/2017	16	20	TT110617	1,1,2-TRICHLOROTRIFLUOROETHANE	76-13-1	2	U	UG/L
LC34-DPT0596-018.0-20171109	GW	11/9/2017	16	20	TT110617	TRICHLOROETHENE	79-01-6	460	NULL	UG/L
LC34-DPT0596-023.0-20171109	GW	11/9/2017	21	25	TT110617	CIS-1,2-DICHLOROETHENE	156-59-2	4	NULL	UG/L
LC34-DPT0596-028.0-20171109	GW	11/9/2017	26	30	TT110617	1,1,2-TRICHLOROTRIFLUOROETHANE	76-13-1	10	U	UG/L
LC34-DPT0596-023.0-20171109	GW	11/9/2017	21	25	TT110617	1,1-DICHLOROETHENE	75-35-4	1	U	UG/L
LC34-DPT0596-023.0-20171109	GW	11/9/2017	21	25	TT110617	VINYL CHLORIDE	75-01-4	7	NULL	UG/L
LC34-DPT0596-028.0-20171109	GW	11/9/2017	26	30	TT110617	TRANS-1,2-DICHLOROETHENE	156-60-5	200	NULL	UG/L
LC34-DPT0596-033.0-20171109	GW	11/9/2017	31	35	TT110617	1,1-DICHLOROETHENE	75-35-4	100	U	UG/L
LC34-DPT0596-033.0-20171109	GW	11/9/2017	31	35	TT110617	VINYL CHLORIDE	75-01-4	6100	NULL	UG/L
LC34-DPT0596-038.0-20171109	GW	11/9/2017	36	40	TT110617	TRANS-1,2-DICHLOROETHENE	156-60-5	2400	NULL	UG/L
LC34-DPT0596-043.0-20171109	GW	11/9/2017	41	45	TT110617	1,1-DICHLOROETHENE	75-35-4	3300	U	UG/L
LC34-DPT0596-043.0-20171109	GW	11/9/2017	41	45	TT110617	VINYL CHLORIDE	75-01-4	3300	U	UG/L
LC34-DPT0596-048.0-20171109	GW	11/9/2017	46	50	TT110617	TRANS-1,2-DICHLOROETHENE	156-60-5	3300	U	UG/L

Sample	Matrix	Sample Date	Top Depth	Bottom Depth	SDG	Parameter	CAS	Lab Result	Lab Qualifier	Units
LC34-DPT0596-053.0-20171109	GW	11/9/2017	51	55	TT110617	1,1-DICHLOROETHENE	75-35-4	2000	U	UG/L
LC34-DPT0596-053.0-20171109	GW	11/9/2017	51	55	TT110617	VINYL CHLORIDE	75-01-4	2000	U	UG/L
LC34-DPT0596-058.0-20171109	GW	11/9/2017	56	60	TT110617	TRANS-1,2-DICHLOROETHENE	156-60-5	1000	U	UG/L
LC34-DPT0596-063.0-20171109	GW	11/9/2017	61	65	TT110617	1,1-DICHLOROETHENE	75-35-4	10	U	UG/L
LC34-DPT0596-063.0-20171109	GW	11/9/2017	61	65	TT110617	VINYL CHLORIDE	75-01-4	110	NULL	UG/L
LC34-DPT0596-068.0-20171109	GW	11/9/2017	66	70	TT110617	TRANS-1,2-DICHLOROETHENE	156-60-5	2	U	UG/L
LC34-DPT0597-008.0-20171110	GW	11/10/2017	6	10	TT110617	1,1-DICHLOROETHENE	75-35-4	1	U	UG/L
LC34-DPT0597-008.0-20171110	GW	11/10/2017	6	10	TT110617	VINYL CHLORIDE	75-01-4	1	U	UG/L
LC34-DPT0597-013.0-20171110	GW	11/10/2017	11	15	TT110617	TRANS-1,2-DICHLOROETHENE	156-60-5	2	U	UG/L
LC34-DPT0597-018.0-20171110	GW	11/10/2017	16	20	TT110617	1,1-DICHLOROETHENE	75-35-4	2	U	UG/L
LC34-DPT0597-018.0-20171110	GW	11/10/2017	16	20	TT110617	VINYL CHLORIDE	75-01-4	23	NULL	UG/L
LC34-DPT0597-023.0-20171110	GW	11/10/2017	21	25	TT110617	TRANS-1,2-DICHLOROETHENE	156-60-5	1	U	UG/L
LC34-DPT0597-028.0-20171110	GW	11/10/2017	26	30	TT110617	1,1-DICHLOROETHENE	75-35-4	1	U	UG/L
LC34-DPT0597-028.0-20171110	GW	11/10/2017	26	30	TT110617	VINYL CHLORIDE	75-01-4	13	NULL	UG/L
LC34-DPT0597-033.0-20171110	GW	11/10/2017	31	35	TT110617	TRANS-1,2-DICHLOROETHENE	156-60-5	2	NULL	UG/L
LC34-DPT0597-038.0-20171110	GW	11/10/2017	36	40	TT110617	1,1-DICHLOROETHENE	75-35-4	20	U	UG/L
LC34-DPT0597-038.0-20171110	GW	11/10/2017	36	40	TT110617	VINYL CHLORIDE	75-01-4	20	U	UG/L
LC34-DPT0597-043.0-20171110	GW	11/10/2017	41	45	TT110617	TRANS-1,2-DICHLOROETHENE	156-60-5	2000	U	UG/L
LC34-DPT0597-048.0-20171110	GW	11/10/2017	46	50	TT110617	1,1-DICHLOROETHENE	75-35-4	3300	U	UG/L
LC34-DPT0597-048.0-20171110	GW	11/10/2017	46	50	TT110617	VINYL CHLORIDE	75-01-4	3300	U	UG/L
LC34-DPT0597-053.0-20171110	GW	11/10/2017	51	55	TT110617	TRANS-1,2-DICHLOROETHENE	156-60-5	2000	U	UG/L
LC34-DPT0597-058.0-20171110	GW	11/10/2017	56	60	TT110617	1,1-DICHLOROETHENE	75-35-4	5100	NULL	UG/L
LC34-DPT0597-058.0-20171110	GW	11/10/2017	56	60	TT110617	VINYL CHLORIDE	75-01-4	2800	NULL	UG/L
LC34-DPT0597-063.0-20171110	GW	11/10/2017	61	65	TT110617	TRANS-1,2-DICHLOROETHENE	156-60-5	1000	U	UG/L
LC34-DPT0598-008.0-20171109	GW	11/9/2017	6	10	TT110617	1,1-DICHLOROETHENE	75-35-4	1	U	UG/L
LC34-DPT0598-008.0-20171109	GW	11/9/2017	6	10	TT110617	VINYL CHLORIDE	75-01-4	16	NULL	UG/L
LC34-DPT0598-013.0-20171109	GW	11/9/2017	11	15	TT110617	TRANS-1,2-DICHLOROETHENE	156-60-5	1	U	UG/L
LC34-DPT0598-018.0-20171109	GW	11/9/2017	16	20	TT110617	1,1-DICHLOROETHENE	75-35-4	1	U	UG/L
LC34-DPT0598-018.0-20171109	GW	11/9/2017	16	20	TT110617	VINYL CHLORIDE	75-01-4	32	NULL	UG/L
LC34-DPT0598-023.0-20171109	GW	11/9/2017	21	25	TT110617	TRANS-1,2-DICHLOROETHENE	156-60-5	25	NULL	UG/L
LC34-DPT0598-028.0-20171109	GW	11/9/2017	26	30	TT110617	1,1-DICHLOROETHENE	75-35-4	1	U	UG/L
LC34-DPT0598-028.0-20171109	GW	11/9/2017	26	30	TT110617	VINYL CHLORIDE	75-01-4	16	NULL	UG/L
LC34-DPT0598-033.0-20171109	GW	11/9/2017	31	35	TT110617	TRANS-1,2-DICHLOROETHENE	156-60-5	340	NULL	UG/L
LC34-DPT0598-038.0-20171109	GW	11/9/2017	36	40	TT110617	1,1-DICHLOROETHENE	75-35-4	400	U	UG/L
LC34-DPT0598-038.0-20171109	GW	11/9/2017	36	40	TT110617	VINYL CHLORIDE	75-01-4	16500	NULL	UG/L
LC34-DPT0598-043.0-20171109	GW	11/9/2017	41	45	TT110617	TRANS-1,2-DICHLOROETHENE	156-60-5	2300	NULL	UG/L
LC34-DPT0598-048.0-20171109	GW	11/9/2017	46	50	TT110617	1,1-DICHLOROETHENE	75-35-4	200	U	UG/L
LC34-DPT0598-048.0-20171109	GW	11/9/2017	46	50	TT110617	VINYL CHLORIDE	75-01-4	570	NULL	UG/L
LC34-DPT0598-053.0-20171109	GW	11/9/2017	51	55	TT110617	TRANS-1,2-DICHLOROETHENE	156-60-5	20	U	UG/L
LC34-DPT0598-058.0-20171110	GW	11/10/2017	56	60	TT110617	1,1-DICHLOROETHENE	75-35-4	200	NULL	UG/L

Sample	Matrix	Sample Date	Top Depth	Bottom Depth	SDG	Parameter	CAS	Lab Result	Lab Qualifier	Units
LC34-DPT0598-058.0-20171110	GW	11/10/2017	56	60	TT110617	VINYL CHLORIDE	75-01-4	250	NULL	UG/L
LC34-DPT0598-063.0-20171110	GW	11/10/2017	61	65	TT110617	TRANS-1,2-DICHLOROETHENE	156-60-5	10	NULL	UG/L
LC34-DPT0602-018.0-20171117	GW	11/17/2017	16	20	TT110617	VINYL CHLORIDE	75-01-4	3	NULL	UG/L
LC34-DPT0603-008.0-20171117	GW	11/17/2017	6	10	TT110617	TRANS-1,2-DICHLOROETHENE	156-60-5	1	U	UG/L
LC34-DPT0596-018.0-20171109	GW	11/9/2017	16	20	TT110617	VINYL CHLORIDE	75-01-4	9	NULL	UG/L
LC34-DPT0596-023.0-20171109	GW	11/9/2017	21	25	TT110617	TRANS-1,2-DICHLOROETHENE	156-60-5	1	U	UG/L
LC34-DPT0596-028.0-20171109	GW	11/9/2017	26	30	TT110617	1,1-DICHLOROETHENE	75-35-4	10	U	UG/L
LC34-DPT0596-028.0-20171109	GW	11/9/2017	26	30	TT110617	VINYL CHLORIDE	75-01-4	1000	NULL	UG/L
LC34-DPT0596-033.0-20171109	GW	11/9/2017	31	35	TT110617	TRANS-1,2-DICHLOROETHENE	156-60-5	2600	NULL	UG/L
LC34-DPT0596-038.0-20171109	GW	11/9/2017	36	40	TT110617	1,1-DICHLOROETHENE	75-35-4	1000	U	UG/L
LC34-DPT0596-038.0-20171109	GW	11/9/2017	36	40	TT110617	VINYL CHLORIDE	75-01-4	1000	NULL	UG/L
LC34-DPT0596-043.0-20171109	GW	11/9/2017	41	45	TT110617	TRANS-1,2-DICHLOROETHENE	156-60-5	3300	U	UG/L
LC34-DPT0596-048.0-20171109	GW	11/9/2017	46	50	TT110617	1,1-DICHLOROETHENE	75-35-4	3300	U	UG/L
LC34-DPT0596-048.0-20171109	GW	11/9/2017	46	50	TT110617	VINYL CHLORIDE	75-01-4	20800	NULL	UG/L
LC34-DPT0596-053.0-20171109	GW	11/9/2017	51	55	TT110617	TRANS-1,2-DICHLOROETHENE	156-60-5	2000	U	UG/L
LC34-DPT0596-058.0-20171109	GW	11/9/2017	56	60	TT110617	1,1-DICHLOROETHENE	75-35-4	1000	U	UG/L
LC34-DPT0596-058.0-20171109	GW	11/9/2017	56	60	TT110617	VINYL CHLORIDE	75-01-4	1000	U	UG/L
LC34-DPT0596-063.0-20171109	GW	11/9/2017	61	65	TT110617	TRANS-1,2-DICHLOROETHENE	156-60-5	15	NULL	UG/L
LC34-DPT0596-068.0-20171109	GW	11/9/2017	66	70	TT110617	1,1-DICHLOROETHENE	75-35-4	2	U	UG/L
LC34-DPT0596-068.0-20171109	GW	11/9/2017	66	70	TT110617	VINYL CHLORIDE	75-01-4	18	NULL	UG/L
LC34-DPT0597-008.0-20171110	GW	11/10/2017	6	10	TT110617	TRANS-1,2-DICHLOROETHENE	156-60-5	3	NULL	UG/L
LC34-DPT0597-013.0-20171110	GW	11/10/2017	11	15	TT110617	1,1-DICHLOROETHENE	75-35-4	2	U	UG/L
LC34-DPT0597-013.0-20171110	GW	11/10/2017	11	15	TT110617	VINYL CHLORIDE	75-01-4	17	NULL	UG/L
LC34-DPT0597-018.0-20171110	GW	11/10/2017	16	20	TT110617	TRANS-1,2-DICHLOROETHENE	156-60-5	2	U	UG/L
LC34-DPT0597-023.0-20171110	GW	11/10/2017	21	25	TT110617	1,1-DICHLOROETHENE	75-35-4	1	U	UG/L
LC34-DPT0597-023.0-20171110	GW	11/10/2017	21	25	TT110617	VINYL CHLORIDE	75-01-4	11	NULL	UG/L
LC34-DPT0597-028.0-20171110	GW	11/10/2017	26	30	TT110617	TRANS-1,2-DICHLOROETHENE	156-60-5	1	U	UG/L
LC34-DPT0597-033.0-20171110	GW	11/10/2017	31	35	TT110617	1,1-DICHLOROETHENE	75-35-4	1	U	UG/L
LC34-DPT0597-033.0-20171110	GW	11/10/2017	31	35	TT110617	VINYL CHLORIDE	75-01-4	44	NULL	UG/L
LC34-DPT0597-038.0-20171110	GW	11/10/2017	36	40	TT110617	TRANS-1,2-DICHLOROETHENE	156-60-5	20	U	UG/L
LC34-DPT0597-043.0-20171110	GW	11/10/2017	41	45	TT110617	1,1-DICHLOROETHENE	75-35-4	2000	U	UG/L
LC34-DPT0597-043.0-20171110	GW	11/10/2017	41	45	TT110617	VINYL CHLORIDE	75-01-4	2000	U	UG/L
LC34-DPT0597-048.0-20171110	GW	11/10/2017	46	50	TT110617	TRANS-1,2-DICHLOROETHENE	156-60-5	3300	U	UG/L
LC34-DPT0597-053.0-20171110	GW	11/10/2017	51	55	TT110617	1,1-DICHLOROETHENE	75-35-4	2000	U	UG/L
LC34-DPT0597-053.0-20171110	GW	11/10/2017	51	55	TT110617	VINYL CHLORIDE	75-01-4	38200	NULL	UG/L
LC34-DPT0597-058.0-20171110	GW	11/10/2017	56	60	TT110617	TRANS-1,2-DICHLOROETHENE	156-60-5	2500	U	UG/L
LC34-DPT0597-063.0-20171110	GW	11/10/2017	61	65	TT110617	1,1-DICHLOROETHENE	75-35-4	1000	U	UG/L
LC34-DPT0597-063.0-20171110	GW	11/10/2017	61	65	TT110617	VINYL CHLORIDE	75-01-4	1000	U	UG/L
LC34-DPT0598-008.0-20171109	GW	11/9/2017	6	10	TT110617	TRANS-1,2-DICHLOROETHENE	156-60-5	1	U	UG/L
LC34-DPT0598-013.0-20171109	GW	11/9/2017	11	15	TT110617	1,1-DICHLOROETHENE	75-35-4	1	U	UG/L

Sample	Matrix	Sample Date	Top Depth	Bottom Depth	SDG	Parameter	CAS	Lab Result	Lab Qualifier	Units
LC34-DPT0598-013.0-20171109	GW	11/9/2017	11	15	TT110617	VINYL CHLORIDE	75-01-4	8	NULL	UG/L
LC34-DPT0598-018.0-20171109	GW	11/9/2017	16	20	TT110617	TRANS-1,2-DICHLOROETHENE	156-60-5	1	U	UG/L
LC34-DPT0598-023.0-20171109	GW	11/9/2017	21	25	TT110617	1,1-DICHLOROETHENE	75-35-4	1	U	UG/L
LC34-DPT0598-023.0-20171109	GW	11/9/2017	21	25	TT110617	VINYL CHLORIDE	75-01-4	88	NULL	UG/L
LC34-DPT0598-028.0-20171109	GW	11/9/2017	26	30	TT110617	TRANS-1,2-DICHLOROETHENE	156-60-5	52	NULL	UG/L
LC34-DPT0598-033.0-20171109	GW	11/9/2017	31	35	TT110617	1,1-DICHLOROETHENE	75-35-4	100	U	UG/L
LC34-DPT0598-033.0-20171109	GW	11/9/2017	31	35	TT110617	VINYL CHLORIDE	75-01-4	9000	NULL	UG/L
LC34-DPT0598-038.0-20171109	GW	11/9/2017	36	40	TT110617	TRANS-1,2-DICHLOROETHENE	156-60-5	1700	NULL	UG/L
LC34-DPT0598-043.0-20171109	GW	11/9/2017	41	45	TT110617	1,1-DICHLOROETHENE	75-35-4	200	U	UG/L
LC34-DPT0598-043.0-20171109	GW	11/9/2017	41	45	TT110617	VINYL CHLORIDE	75-01-4	9200	NULL	UG/L
LC34-DPT0598-048.0-20171109	GW	11/9/2017	46	50	TT110617	TRANS-1,2-DICHLOROETHENE	156-60-5	4480	NULL	UG/L
LC34-DPT0598-053.0-20171109	GW	11/9/2017	51	55	TT110617	1,1-DICHLOROETHENE	75-35-4	20	U	UG/L
LC34-DPT0598-053.0-20171109	GW	11/9/2017	51	55	TT110617	VINYL CHLORIDE	75-01-4	140	NULL	UG/L
LC34-DPT0598-058.0-20171110	GW	11/10/2017	56	60	TT110617	TRANS-1,2-DICHLOROETHENE	156-60-5	380	NULL	UG/L
LC34-DPT0598-063.0-20171110	GW	11/10/2017	61	65	TT110617	1,1-DICHLOROETHENE	75-35-4	5	U	UG/L
LC34-DPT0598-063.0-20171110	GW	11/10/2017	61	65	TT110617	VINYL CHLORIDE	75-01-4	5	U	UG/L
LC34-DPT0602-018.0-20171117	GW	11/17/2017	16	20	TT110617	TRANS-1,2-DICHLOROETHENE	156-60-5	2	NULL	UG/L
LC34-DPT0596-028.0-20171109	GW	11/9/2017	26	30	TT110617	TRICHLOROETHENE	79-01-6	100	U	UG/L
LC34-DPT0596-033.0-20171109	GW	11/9/2017	31	35	TT110617	CIS-1,2-DICHLOROETHENE	156-59-2	33700	NULL	UG/L
LC34-DPT0596-038.0-20171109	GW	11/9/2017	36	40	TT110617	1,1,2-TRICHLOROTRIFLUOROETHANE	76-13-1	1000	U	UG/L
LC34-DPT0596-038.0-20171109	GW	11/9/2017	36	40	TT110617	TRICHLOROETHENE	79-01-6	165000	NULL	UG/L
LC34-DPT0596-043.0-20171109	GW	11/9/2017	41	45	TT110617	CIS-1,2-DICHLOROETHENE	156-59-2	458000	NULL	UG/L
LC34-DPT0596-048.0-20171109	GW	11/9/2017	46	50	TT110617	1,1,2-TRICHLOROTRIFLUOROETHANE	76-13-1	3300	U	UG/L
LC34-DPT0596-048.0-20171109	GW	11/9/2017	46	50	TT110617	TRICHLOROETHENE	79-01-6	1101000	NULL	UG/L
LC34-DPT0596-053.0-20171109	GW	11/9/2017	51	55	TT110617	CIS-1,2-DICHLOROETHENE	156-59-2	4000	NULL	UG/L
LC34-DPT0596-058.0-20171109	GW	11/9/2017	56	60	TT110617	1,1,2-TRICHLOROTRIFLUOROETHANE	76-13-1	1000	U	UG/L
LC34-DPT0596-058.0-20171109	GW	11/9/2017	56	60	TT110617	TRICHLOROETHENE	79-01-6	109000	NULL	UG/L
LC34-DPT0596-063.0-20171109	GW	11/9/2017	61	65	TT110617	CIS-1,2-DICHLOROETHENE	156-59-2	620	NULL	UG/L
LC34-DPT0596-068.0-20171109	GW	11/9/2017	66	70	TT110617	1,1,2-TRICHLOROTRIFLUOROETHANE	76-13-1	2	U	UG/L
LC34-DPT0596-068.0-20171109	GW	11/9/2017	66	70	TT110617	TRICHLOROETHENE	79-01-6	1500	NULL	UG/L
LC34-DPT0597-008.0-20171110	GW	11/10/2017	6	10	TT110617	CIS-1,2-DICHLOROETHENE	156-59-2	5	NULL	UG/L
LC34-DPT0597-013.0-20171110	GW	11/10/2017	11	15	TT110617	1,1,2-TRICHLOROTRIFLUOROETHANE	76-13-1	2	U	UG/L
LC34-DPT0597-013.0-20171110	GW	11/10/2017	11	15	TT110617	TRICHLOROETHENE	79-01-6	17	NULL	UG/L
LC34-DPT0597-018.0-20171110	GW	11/10/2017	16	20	TT110617	CIS-1,2-DICHLOROETHENE	156-59-2	37	NULL	UG/L
LC34-DPT0597-023.0-20171110	GW	11/10/2017	21	25	TT110617	1,1,2-TRICHLOROTRIFLUOROETHANE	76-13-1	1	U	UG/L
LC34-DPT0597-023.0-20171110	GW	11/10/2017	21	25	TT110617	TRICHLOROETHENE	79-01-6	9	NULL	UG/L
LC34-DPT0597-028.0-20171110	GW	11/10/2017	26	30	TT110617	CIS-1,2-DICHLOROETHENE	156-59-2	26	NULL	UG/L
LC34-DPT0597-033.0-20171110	GW	11/10/2017	31	35	TT110617	1,1,2-TRICHLOROTRIFLUOROETHANE	76-13-1	1	U	UG/L
LC34-DPT0597-033.0-20171110	GW	11/10/2017	31	35	TT110617	TRICHLOROETHENE	79-01-6	82	NULL	UG/L
LC34-DPT0597-038.0-20171110	GW	11/10/2017	36	40	TT110617	CIS-1,2-DICHLOROETHENE	156-59-2	180	NULL	UG/L

Sample	Matrix	Sample Date	Top Depth	Bottom Depth	SDG	Parameter	CAS	Lab Result	Lab Qualifier	Units
LC34-DPT0597-043.0-20171110	GW	11/10/2017	41	45	TT110617	1,1,2-TRICHLOROTRIFLUOROETHANE	76-13-1	2000	U	UG/L
LC34-DPT0597-043.0-20171110	GW	11/10/2017	41	45	TT110617	TRICHLOROETHENE	79-01-6	235000	NULL	UG/L
LC34-DPT0597-048.0-20171110	GW	11/10/2017	46	50	TT110617	CIS-1,2-DICHLOROETHENE	156-59-2	42000	NULL	UG/L
LC34-DPT0597-053.0-20171110	GW	11/10/2017	51	55	TT110617	1,1,2-TRICHLOROTRIFLUOROETHANE	76-13-1	2000	U	UG/L
LC34-DPT0597-053.0-20171110	GW	11/10/2017	51	55	TT110617	TRICHLOROETHENE	79-01-6	1120000	NULL	UG/L
LC34-DPT0597-058.0-20171110	GW	11/10/2017	56	60	TT110617	CIS-1,2-DICHLOROETHENE	156-59-2	17000	NULL	UG/L
LC34-DPT0597-063.0-20171110	GW	11/10/2017	61	65	TT110617	1,1,2-TRICHLOROTRIFLUOROETHANE	76-13-1	1000	U	UG/L
LC34-DPT0597-063.0-20171110	GW	11/10/2017	61	65	TT110617	TRICHLOROETHENE	79-01-6	271000	NULL	UG/L
LC34-DPT0598-008.0-20171109	GW	11/9/2017	6	10	TT110617	CIS-1,2-DICHLOROETHENE	156-59-2	5	NULL	UG/L
LC34-DPT0598-013.0-20171109	GW	11/9/2017	11	15	TT110617	1,1,2-TRICHLOROTRIFLUOROETHANE	76-13-1	1	U	UG/L
LC34-DPT0598-013.0-20171109	GW	11/9/2017	11	15	TT110617	TRICHLOROETHENE	79-01-6	46	NULL	UG/L
LC34-DPT0598-018.0-20171109	GW	11/9/2017	16	20	TT110617	CIS-1,2-DICHLOROETHENE	156-59-2	19	NULL	UG/L
LC34-DPT0598-023.0-20171109	GW	11/9/2017	21	25	TT110617	1,1,2-TRICHLOROTRIFLUOROETHANE	76-13-1	1	U	UG/L
LC34-DPT0598-023.0-20171109	GW	11/9/2017	21	25	TT110617	TRICHLOROETHENE	79-01-6	14	NULL	UG/L
LC34-DPT0598-028.0-20171109	GW	11/9/2017	26	30	TT110617	CIS-1,2-DICHLOROETHENE	156-59-2	9	NULL	UG/L
LC34-DPT0598-033.0-20171109	GW	11/9/2017	31	35	TT110617	1,1,2-TRICHLOROTRIFLUOROETHANE	76-13-1	100	U	UG/L
LC34-DPT0598-033.0-20171109	GW	11/9/2017	31	35	TT110617	TRICHLOROETHENE	79-01-6	10	U	UG/L
LC34-DPT0598-038.0-20171109	GW	11/9/2017	36	40	TT110617	CIS-1,2-DICHLOROETHENE	156-59-2	662000	NULL	UG/L
LC34-DPT0598-043.0-20171109	GW	11/9/2017	41	45	TT110617	1,1,2-TRICHLOROTRIFLUOROETHANE	76-13-1	200	U	UG/L
LC34-DPT0598-043.0-20171109	GW	11/9/2017	41	45	TT110617	TRICHLOROETHENE	79-01-6	12300	NULL	UG/L
LC34-DPT0598-048.0-20171109	GW	11/9/2017	46	50	TT110617	CIS-1,2-DICHLOROETHENE	156-59-2	38000	NULL	UG/L
LC34-DPT0598-053.0-20171109	GW	11/9/2017	51	55	TT110617	1,1,2-TRICHLOROTRIFLUOROETHANE	76-13-1	20	U	UG/L
LC34-DPT0598-053.0-20171109	GW	11/9/2017	51	55	TT110617	TRICHLOROETHENE	79-01-6	220	NULL	UG/L
LC34-DPT0598-058.0-20171110	GW	11/10/2017	56	60	TT110617	CIS-1,2-DICHLOROETHENE	156-59-2	29300	NULL	UG/L
LC34-DPT0603-008.0-20171117	GW	11/17/2017	6	10	TT110617	1,1,2-TRICHLOROTRIFLUOROETHANE	76-13-1	1	U	UG/L
LC34-DPT0603-008.0-20171117	GW	11/17/2017	6	10	TT110617	TRICHLOROETHENE	79-01-6	2	NULL	UG/L
LC34-DPT0603-013.0-20171117	GW	11/17/2017	11	15	TT110617	CIS-1,2-DICHLOROETHENE	156-59-2	36	NULL	UG/L
LC34-DPT0603-018.0-20171117	GW	11/17/2017	16	20	TT110617	1,1,2-TRICHLOROTRIFLUOROETHANE	76-13-1	3	U	UG/L
LC34-DPT0603-018.0-20171117	GW	11/17/2017	16	20	TT110617	TRICHLOROETHENE	79-01-6	3	U	UG/L
LC34-DPT0596-033.0-20171109	GW	11/9/2017	31	35	TT110617	1,1,2-TRICHLOROTRIFLUOROETHANE	76-13-1	100	U	UG/L
LC34-DPT0596-033.0-20171109	GW	11/9/2017	31	35	TT110617	TRICHLOROETHENE	79-01-6	9400	NULL	UG/L
LC34-DPT0596-038.0-20171109	GW	11/9/2017	36	40	TT110617	CIS-1,2-DICHLOROETHENE	156-59-2	334000	NULL	UG/L
LC34-DPT0596-043.0-20171109	GW	11/9/2017	41	45	TT110617	1,1,2-TRICHLOROTRIFLUOROETHANE	76-13-1	3300	U	UG/L
LC34-DPT0596-043.0-20171109	GW	11/9/2017	41	45	TT110617	TRICHLOROETHENE	79-01-6	129000	NULL	UG/L
LC34-DPT0596-048.0-20171109	GW	11/9/2017	46	50	TT110617	CIS-1,2-DICHLOROETHENE	156-59-2	191000	NULL	UG/L
LC34-DPT0596-053.0-20171109	GW	11/9/2017	51	55	TT110617	1,1,2-TRICHLOROTRIFLUOROETHANE	76-13-1	2000	U	UG/L
LC34-DPT0596-053.0-20171109	GW	11/9/2017	51	55	TT110617	TRICHLOROETHENE	79-01-6	377000	NULL	UG/L
LC34-DPT0596-058.0-20171109	GW	11/9/2017	56	60	TT110617	CIS-1,2-DICHLOROETHENE	156-59-2	17000	NULL	UG/L
LC34-DPT0596-063.0-20171109	GW	11/9/2017	61	65	TT110617	1,1,2-TRICHLOROTRIFLUOROETHANE	76-13-1	10	U	UG/L
LC34-DPT0596-063.0-20171109	GW	11/9/2017	61	65	TT110617	TRICHLOROETHENE	79-01-6	3000	NULL	UG/L

Sample	Matrix	Sample Date	Top Depth	Bottom Depth	SDG	Parameter	CAS	Lab Result	Lab Qualifier	Units
LC34-DPT0596-068.0-20171109	GW	11/9/2017	66	70	TT110617	CIS-1,2-DICHLOROETHENE	156-59-2	65	NULL	UG/L
LC34-DPT0597-008.0-20171110	GW	11/10/2017	6	10	TT110617	1,1,2-TRICHLOROTRIFLUOROETHANE	76-13-1	1	U	UG/L
LC34-DPT0597-008.0-20171110	GW	11/10/2017	6	10	TT110617	TRICHLOROETHENE	79-01-6	50	NULL	UG/L
LC34-DPT0597-013.0-20171110	GW	11/10/2017	11	15	TT110617	CIS-1,2-DICHLOROETHENE	156-59-2	17	NULL	UG/L
LC34-DPT0597-018.0-20171110	GW	11/10/2017	16	20	TT110617	1,1,2-TRICHLOROTRIFLUOROETHANE	76-13-1	2	U	UG/L
LC34-DPT0597-018.0-20171110	GW	11/10/2017	16	20	TT110617	TRICHLOROETHENE	79-01-6	8	NULL	UG/L
LC34-DPT0597-023.0-20171110	GW	11/10/2017	21	25	TT110617	CIS-1,2-DICHLOROETHENE	156-59-2	24	NULL	UG/L
LC34-DPT0597-028.0-20171110	GW	11/10/2017	26	30	TT110617	1,1,2-TRICHLOROTRIFLUOROETHANE	76-13-1	1	U	UG/L
LC34-DPT0597-028.0-20171110	GW	11/10/2017	26	30	TT110617	TRICHLOROETHENE	79-01-6	2	NULL	UG/L
LC34-DPT0597-033.0-20171110	GW	11/10/2017	31	35	TT110617	CIS-1,2-DICHLOROETHENE	156-59-2	39	NULL	UG/L
LC34-DPT0597-038.0-20171110	GW	11/10/2017	36	40	TT110617	1,1,2-TRICHLOROTRIFLUOROETHANE	76-13-1	20	U	UG/L
LC34-DPT0597-038.0-20171110	GW	11/10/2017	36	40	TT110617	TRICHLOROETHENE	79-01-6	4000	NULL	UG/L
LC34-DPT0597-043.0-20171110	GW	11/10/2017	41	45	TT110617	CIS-1,2-DICHLOROETHENE	156-59-2	16700	NULL	UG/L
LC34-DPT0597-048.0-20171110	GW	11/10/2017	46	50	TT110617	1,1,2-TRICHLOROTRIFLUOROETHANE	76-13-1	3300	U	UG/L
LC34-DPT0597-048.0-20171110	GW	11/10/2017	46	50	TT110617	TRICHLOROETHENE	79-01-6	759000	NULL	UG/L
LC34-DPT0597-053.0-20171110	GW	11/10/2017	51	55	TT110617	CIS-1,2-DICHLOROETHENE	156-59-2	97600	NULL	UG/L
LC34-DPT0597-058.0-20171110	GW	11/10/2017	56	60	TT110617	1,1,2-TRICHLOROTRIFLUOROETHANE	76-13-1	2500	U	UG/L
LC34-DPT0597-058.0-20171110	GW	11/10/2017	56	60	TT110617	TRICHLOROETHENE	79-01-6	1360000	NULL	UG/L
LC34-DPT0597-063.0-20171110	GW	11/10/2017	61	65	TT110617	CIS-1,2-DICHLOROETHENE	156-59-2	22300	NULL	UG/L
LC34-DPT0598-008.0-20171109	GW	11/9/2017	6	10	TT110617	1,1,2-TRICHLOROTRIFLUOROETHANE	76-13-1	1	U	UG/L
LC34-DPT0598-008.0-20171109	GW	11/9/2017	6	10	TT110617	TRICHLOROETHENE	79-01-6	4	NULL	UG/L
LC34-DPT0598-013.0-20171109	GW	11/9/2017	11	15	TT110617	CIS-1,2-DICHLOROETHENE	156-59-2	13	NULL	UG/L
LC34-DPT0598-018.0-20171109	GW	11/9/2017	16	20	TT110617	1,1,2-TRICHLOROTRIFLUOROETHANE	76-13-1	1	U	UG/L
LC34-DPT0598-018.0-20171109	GW	11/9/2017	16	20	TT110617	TRICHLOROETHENE	79-01-6	44	NULL	UG/L
LC34-DPT0598-023.0-20171109	GW	11/9/2017	21	25	TT110617	CIS-1,2-DICHLOROETHENE	156-59-2	32	NULL	UG/L
LC34-DPT0598-028.0-20171109	GW	11/9/2017	26	30	TT110617	1,1,2-TRICHLOROTRIFLUOROETHANE	76-13-1	1	U	UG/L
LC34-DPT0598-028.0-20171109	GW	11/9/2017	26	30	TT110617	TRICHLOROETHENE	79-01-6	3	NULL	UG/L
LC34-DPT0598-033.0-20171109	GW	11/9/2017	31	35	TT110617	CIS-1,2-DICHLOROETHENE	156-59-2	5200	NULL	UG/L
LC34-DPT0598-038.0-20171109	GW	11/9/2017	36	40	TT110617	1,1,2-TRICHLOROTRIFLUOROETHANE	76-13-1	400	U	UG/L
LC34-DPT0598-038.0-20171109	GW	11/9/2017	36	40	TT110617	TRICHLOROETHENE	79-01-6	4700	NULL	UG/L
LC34-DPT0598-043.0-20171109	GW	11/9/2017	41	45	TT110617	CIS-1,2-DICHLOROETHENE	156-59-2	108000	NULL	UG/L
LC34-DPT0598-048.0-20171109	GW	11/9/2017	46	50	TT110617	1,1,2-TRICHLOROTRIFLUOROETHANE	76-13-1	200	U	UG/L
LC34-DPT0598-048.0-20171109	GW	11/9/2017	46	50	TT110617	TRICHLOROETHENE	79-01-6	59400	NULL	UG/L
LC34-DPT0598-053.0-20171109	GW	11/9/2017	51	55	TT110617	CIS-1,2-DICHLOROETHENE	156-59-2	700	NULL	UG/L
LC34-DPT0598-058.0-20171110	GW	11/10/2017	56	60	TT110617	1,1,2-TRICHLOROTRIFLUOROETHANE	76-13-1	10	U	UG/L
LC34-DPT0598-058.0-20171110	GW	11/10/2017	56	60	TT110617	TRICHLOROETHENE	79-01-6	17200	NULL	UG/L
LC34-DPT0602-018.0-20171117	GW	11/17/2017	16	20	TT110617	TRICHLOROETHENE	79-01-6	1	U	UG/L
LC34-DPT0603-008.0-20171117	GW	11/17/2017	6	10	TT110617	CIS-1,2-DICHLOROETHENE	156-59-2	2	NULL	UG/L
LC34-DPT0603-013.0-20171117	GW	11/17/2017	11	15	TT110617	1,1,2-TRICHLOROTRIFLUOROETHANE	76-13-1	2	U	UG/L
LC34-DPT0603-013.0-20171117	GW	11/17/2017	11	15	TT110617	TRICHLOROETHENE	79-01-6	6	NULL	UG/L

Sample	Matrix	Sample Date	Top Depth	Bottom Depth	SDG	Parameter	CAS	Lab Result	Lab Qualifier	Units
LC34-DPT0603-018.0-20171117	GW	11/17/2017	16	20	TT110617	CIS-1,2-DICHLOROETHENE	156-59-2	1400	NULL	UG/L
LC34-DPT0603-013.0-20171117	GW	11/17/2017	11	15	TT110617	1,1-DICHLOROETHENE	75-35-4	2	U	UG/L
LC34-DPT0603-013.0-20171117	GW	11/17/2017	11	15	TT110617	VINYL CHLORIDE	75-01-4	16	NULL	UG/L
LC34-DPT0603-018.0-20171117	GW	11/17/2017	16	20	TT110617	TRANS-1,2-DICHLOROETHENE	156-60-5	5	NULL	UG/L
LC34-DPT0604-008.0-20171117	GW	11/17/2017	6	10	TT110617	1,1-DICHLOROETHENE	75-35-4	1	U	UG/L
LC34-DPT0604-008.0-20171117	GW	11/17/2017	6	10	TT110617	VINYL CHLORIDE	75-01-4	1	U	UG/L
LC34-DPT0604-013.0-20171117	GW	11/17/2017	11	15	TT110617	TRANS-1,2-DICHLOROETHENE	156-60-5	2	U	UG/L
LC34-DPT0604-018.0-20171117	GW	11/17/2017	16	20	TT110617	1,1-DICHLOROETHENE	75-35-4	1	U	UG/L
LC34-DPT0604-018.0-20171117	GW	11/17/2017	16	20	TT110617	VINYL CHLORIDE	75-01-4	40	NULL	UG/L
LC34-DPT0598-068.0-20171110	GW	11/10/2017	66	70	TT110617	1,1-DICHLOROETHENE	75-35-4	1	U	UG/L
LC34-DPT0598-068.0-20171110	GW	11/10/2017	66	70	TT110617	VINYL CHLORIDE	75-01-4	1	NULL	UG/L
LC34-DPT0598-073.0-20171110	GW	11/10/2017	71	75	TT110617	TRANS-1,2-DICHLOROETHENE	156-60-5	2	NULL	UG/L
LC34-DPT0598-078.0-20171110	GW	11/10/2017	76	80	TT110617	1,1-DICHLOROETHENE	75-35-4	2000	U	UG/L
LC34-DPT0598-078.0-20171110	GW	11/10/2017	76	80	TT110617	VINYL CHLORIDE	75-01-4	2000	U	UG/L
LC34-IDW183405-20171106	WW	11/6/2017	-9999	-9999	TT110617	TRANS-1,2-DICHLOROETHENE	156-60-5	1	U	UG/L
LC34-DPT0601-078.0-20171117	GW	11/17/2017	76	80	TT110617	1,1-DICHLOROETHENE	75-35-4	27	NULL	UG/L
LC34-DPT0601-078.0-20171117	GW	11/17/2017	76	80	TT110617	VINYL CHLORIDE	75-01-4	41	NULL	UG/L
LC34-DPT0601-083.0-20171117	GW	11/17/2017	81	85	TT110617	TRANS-1,2-DICHLOROETHENE	156-60-5	6	NULL	UG/L
LC34-DPT0602-008.0-20171117	GW	11/17/2017	6	10	TT110617	1,1-DICHLOROETHENE	75-35-4	1	U	UG/L
LC34-DPT0602-008.0-20171117	GW	11/17/2017	6	10	TT110617	VINYL CHLORIDE	75-01-4	1	U	UG/L
LC34-DPT0602-013.0-20171117	GW	11/17/2017	11	15	TT110617	TRANS-1,2-DICHLOROETHENE	156-60-5	1	U	UG/L
LC34-DPT0602-018.0-20171117	GW	11/17/2017	16	20	TT110617	1,1-DICHLOROETHENE	75-35-4	1	U	UG/L
LC34-DPT0594-043.0-20171107	GW	11/7/2017	41	45	TT110617	TRANS-1,2-DICHLOROETHENE	156-60-5	2500	U	UG/L
LC34-DPT0594-048.0-20171107	GW	11/7/2017	46	50	TT110617	1,1-DICHLOROETHENE	75-35-4	3300	U	UG/L
LC34-DPT0594-048.0-20171107	GW	11/7/2017	46	50	TT110617	VINYL CHLORIDE	75-01-4	3300	U	UG/L
LC34-DPT0594-053.0-20171108	GW	11/8/2017	51	54	TT110617	TRANS-1,2-DICHLOROETHENE	156-60-5	3300	U	UG/L
LC34-DPT0594-058.0-20171108	GW	11/8/2017	54	60	TT110617	1,1-DICHLOROETHENE	75-35-4	5000	U	UG/L
LC34-DPT0594-058.0-20171108	GW	11/8/2017	54	60	TT110617	VINYL CHLORIDE	75-01-4	5000	U	UG/L
LC34-DPT0594-063.0-20171108	GW	11/8/2017	61	65	TT110617	TRANS-1,2-DICHLOROETHENE	156-60-5	10	U	UG/L
LC34-DPT0594-068.0-20171108	GW	11/8/2017	66	70	TT110617	1,1-DICHLOROETHENE	75-35-4	100	U	UG/L
LC34-DPT0594-068.0-20171108	GW	11/8/2017	66	70	TT110617	VINYL CHLORIDE	75-01-4	100	U	UG/L
LC34-DPT0594-073.0-20171108	GW	11/8/2017	71	75	TT110617	TRANS-1,2-DICHLOROETHENE	156-60-5	150	NULL	UG/L
LC34-DPT0594-078.0-20171108	GW	11/8/2017	76	80	TT110617	1,1-DICHLOROETHENE	75-35-4	400	U	UG/L
LC34-DPT0594-078.0-20171108	GW	11/8/2017	76	80	TT110617	VINYL CHLORIDE	75-01-4	400	U	UG/L
LC34-DPT0594-078.0-20171108RE	GW	11/8/2017	76	80	TT110617	TRANS-1,2-DICHLOROETHENE	156-60-5	1000	U	UG/L
LC34-DPT0594-083.0-20171108	GW	11/8/2017	81	85	TT110617	1,1-DICHLOROETHENE	75-35-4	2000	U	UG/L
LC34-DPT0594-083.0-20171108	GW	11/8/2017	81	85	TT110617	VINYL CHLORIDE	75-01-4	2000	U	UG/L
LC34-DPT0595-008.0-20171108	GW	11/8/2017	6	10	TT110617	TRANS-1,2-DICHLOROETHENE	156-60-5	1	U	UG/L
LC34-DPT0595-013.0-20171108	GW	11/8/2017	11	15	TT110617	1,1-DICHLOROETHENE	75-35-4	2	U	UG/L
LC34-DPT0595-013.0-20171108	GW	11/8/2017	11	15	TT110617	VINYL CHLORIDE	75-01-4	18	NULL	UG/L

Sample	Matrix	Sample Date	Top Depth	Bottom Depth	SDG	Parameter	CAS	Lab Result	Lab Qualifier	Units
LC34-DPT0595-018.0-20171108	GW	11/8/2017	16	20	TT110617	TRANS-1,2-DICHLOROETHENE	156-60-5	40	U	UG/L
LC34-DPT0595-023.0-20171108	GW	11/8/2017	21	25	TT110617	1,1-DICHLOROETHENE	75-35-4	10	U	UG/L
LC34-DPT0595-023.0-20171108	GW	11/8/2017	21	25	TT110617	VINYL CHLORIDE	75-01-4	92	NULL	UG/L
LC34-DPT0595-028.0-20171108	GW	11/8/2017	26	30	TT110617	TRANS-1,2-DICHLOROETHENE	156-60-5	11	NULL	UG/L
LC34-DPT0595-033.0-20171108	GW	11/8/2017	31	35	TT110617	1,1-DICHLOROETHENE	75-35-4	3	U	UG/L
LC34-DPT0595-033.0-20171108	GW	11/8/2017	31	35	TT110617	VINYL CHLORIDE	75-01-4	3400	NULL	UG/L
LC34-DPT0595-038.0-20171108	GW	11/8/2017	36	40	TT110617	TRANS-1,2-DICHLOROETHENE	156-60-5	400	NULL	UG/L
LC34-DPT0595-043.0-20171108	GW	11/8/2017	41	45	TT110617	1,1-DICHLOROETHENE	75-35-4	40	U	UG/L
LC34-DPT0603-008.0-20171117	GW	11/17/2017	6	10	TT110617	1,1-DICHLOROETHENE	75-35-4	1	U	UG/L
LC34-DPT0603-008.0-20171117	GW	11/17/2017	6	10	TT110617	VINYL CHLORIDE	75-01-4	1	U	UG/L
LC34-DPT0603-013.0-20171117	GW	11/17/2017	11	15	TT110617	TRANS-1,2-DICHLOROETHENE	156-60-5	2	U	UG/L
LC34-DPT0603-018.0-20171117	GW	11/17/2017	16	20	TT110617	1,1-DICHLOROETHENE	75-35-4	3	U	UG/L
LC34-DPT0603-018.0-20171117	GW	11/17/2017	16	20	TT110617	VINYL CHLORIDE	75-01-4	460	NULL	UG/L
LC34-DPT0604-008.0-20171117	GW	11/17/2017	6	10	TT110617	TRANS-1,2-DICHLOROETHENE	156-60-5	1	U	UG/L
LC34-DPT0604-013.0-20171117	GW	11/17/2017	11	15	TT110617	1,1-DICHLOROETHENE	75-35-4	2	U	UG/L
LC34-DPT0604-013.0-20171117	GW	11/17/2017	11	15	TT110617	VINYL CHLORIDE	75-01-4	58	NULL	UG/L
LC34-DPT0604-018.0-20171117	GW	11/17/2017	16	20	TT110617	TRANS-1,2-DICHLOROETHENE	156-60-5	1	NULL	UG/L
LC34-DPT0598-068.0-20171110	GW	11/10/2017	66	70	TT110617	TRANS-1,2-DICHLOROETHENE	156-60-5	2	NULL	UG/L
LC34-DPT0598-073.0-20171110	GW	11/10/2017	71	75	TT110617	1,1-DICHLOROETHENE	75-35-4	1	U	UG/L
LC34-DPT0598-073.0-20171110	GW	11/10/2017	71	75	TT110617	VINYL CHLORIDE	75-01-4	1	U	UG/L
LC34-DPT0598-078.0-20171110	GW	11/10/2017	76	80	TT110617	TRANS-1,2-DICHLOROETHENE	156-60-5	2000	U	UG/L
LC34-IDW183405-20171106	WW	11/6/2017	-9999	-9999	TT110617	1,1-DICHLOROETHENE	75-35-4	1	U	UG/L
LC34-IDW183405-20171106	WW	11/6/2017	-9999	-9999	TT110617	VINYL CHLORIDE	75-01-4	1	U	UG/L
LC34-DPT0601-073.0-20171117	GW	11/17/2017	71	75	TT110617	VINYL CHLORIDE	75-01-4	7	NULL	UG/L
LC34-DPT0601-078.0-20171117	GW	11/17/2017	76	80	TT110617	TRANS-1,2-DICHLOROETHENE	156-60-5	210	NULL	UG/L
LC34-DPT0601-083.0-20171117	GW	11/17/2017	81	85	TT110617	1,1-DICHLOROETHENE	75-35-4	5	U	UG/L
LC34-DPT0601-083.0-20171117	GW	11/17/2017	81	85	TT110617	VINYL CHLORIDE	75-01-4	8	NULL	UG/L
LC34-DPT0602-008.0-20171117	GW	11/17/2017	6	10	TT110617	TRANS-1,2-DICHLOROETHENE	156-60-5	1	U	UG/L
LC34-DPT0602-013.0-20171117	GW	11/17/2017	11	15	TT110617	1,1-DICHLOROETHENE	75-35-4	1	U	UG/L
LC34-DPT0602-013.0-20171117	GW	11/17/2017	11	15	TT110617	VINYL CHLORIDE	75-01-4	2	NULL	UG/L
LC34-DPT0594-043.0-20171107	GW	11/7/2017	41	45	TT110617	VINYL CHLORIDE	75-01-4	2500	U	UG/L
LC34-DPT0594-048.0-20171107	GW	11/7/2017	46	50	TT110617	TRANS-1,2-DICHLOROETHENE	156-60-5	3300	U	UG/L
LC34-DPT0594-053.0-20171108	GW	11/8/2017	51	54	TT110617	1,1-DICHLOROETHENE	75-35-4	3300	U	UG/L
LC34-DPT0594-053.0-20171108	GW	11/8/2017	51	54	TT110617	VINYL CHLORIDE	75-01-4	3300	U	UG/L
LC34-DPT0594-058.0-20171108	GW	11/8/2017	54	60	TT110617	TRANS-1,2-DICHLOROETHENE	156-60-5	5000	U	UG/L
LC34-DPT0594-063.0-20171108	GW	11/8/2017	61	65	TT110617	1,1-DICHLOROETHENE	75-35-4	10	U	UG/L
LC34-DPT0594-063.0-20171108	GW	11/8/2017	61	65	TT110617	VINYL CHLORIDE	75-01-4	10	U	UG/L
LC34-DPT0594-068.0-20171108	GW	11/8/2017	66	70	TT110617	TRANS-1,2-DICHLOROETHENE	156-60-5	100	U	UG/L
LC34-DPT0594-073.0-20171108	GW	11/8/2017	71	75	TT110617	1,1-DICHLOROETHENE	75-35-4	100	U	UG/L
LC34-DPT0594-073.0-20171108	GW	11/8/2017	71	75	TT110617	VINYL CHLORIDE	75-01-4	100	U	UG/L

Sample	Matrix	Sample Date	Top Depth	Bottom Depth	SDG	Parameter	CAS	Lab Result	Lab Qualifier	Units
LC34-DPT0594-078.0-20171108	GW	11/8/2017	76	80	TT110617	TRANS-1,2-DICHLOROETHENE	156-60-5	400	U	UG/L
LC34-DPT0594-078.0-20171108RE	GW	11/8/2017	76	80	TT110617	1,1-DICHLOROETHENE	75-35-4	1000	U	UG/L
LC34-DPT0594-078.0-20171108RE	GW	11/8/2017	76	80	TT110617	VINYL CHLORIDE	75-01-4	1000	U	UG/L
LC34-DPT0594-083.0-20171108	GW	11/8/2017	81	85	TT110617	TRANS-1,2-DICHLOROETHENE	156-60-5	2000	U	UG/L
LC34-DPT0595-008.0-20171108	GW	11/8/2017	6	10	TT110617	1,1-DICHLOROETHENE	75-35-4	1	U	UG/L
LC34-DPT0595-008.0-20171108	GW	11/8/2017	6	10	TT110617	VINYL CHLORIDE	75-01-4	160	NULL	UG/L
LC34-DPT0595-013.0-20171108	GW	11/8/2017	11	15	TT110617	TRANS-1,2-DICHLOROETHENE	156-60-5	2	U	UG/L
LC34-DPT0595-018.0-20171108	GW	11/8/2017	16	20	TT110617	1,1-DICHLOROETHENE	75-35-4	40	U	UG/L
LC34-DPT0595-018.0-20171108	GW	11/8/2017	16	20	TT110617	VINYL CHLORIDE	75-01-4	72	NULL	UG/L
LC34-DPT0595-023.0-20171108	GW	11/8/2017	21	25	TT110617	TRANS-1,2-DICHLOROETHENE	156-60-5	10	U	UG/L
LC34-DPT0595-028.0-20171108	GW	11/8/2017	26	30	TT110617	1,1-DICHLOROETHENE	75-35-4	2	U	UG/L
LC34-DPT0595-028.0-20171108	GW	11/8/2017	26	30	TT110617	VINYL CHLORIDE	75-01-4	42	NULL	UG/L
LC34-DPT0595-033.0-20171108	GW	11/8/2017	31	35	TT110617	TRANS-1,2-DICHLOROETHENE	156-60-5	80	NULL	UG/L
LC34-DPT0595-038.0-20171108	GW	11/8/2017	36	40	TT110617	1,1-DICHLOROETHENE	75-35-4	200	U	UG/L
LC34-DPT0595-038.0-20171108	GW	11/8/2017	36	40	TT110617	VINYL CHLORIDE	75-01-4	34500	NULL	UG/L
LC34-DPT0604-008.0-20171117	GW	11/17/2017	6	10	TT110617	CIS-1,2-DICHLOROETHENE	156-59-2	4	NULL	UG/L
LC34-DPT0604-013.0-20171117	GW	11/17/2017	11	15	TT110617	1,1,2-TRICHLOROTRIFLUOROETHANE	76-13-1	2	U	UG/L
LC34-DPT0604-013.0-20171117	GW	11/17/2017	11	15	TT110617	TRICHLOROETHENE	79-01-6	2	U	UG/L
LC34-DPT0604-018.0-20171117	GW	11/17/2017	16	20	TT110617	CIS-1,2-DICHLOROETHENE	156-59-2	14	NULL	UG/L
LC34-DPT0598-063.0-20171110	GW	11/10/2017	61	65	TT110617	1,1,2-TRICHLOROTRIFLUOROETHANE	76-13-1	5	U	UG/L
LC34-DPT0598-063.0-20171110	GW	11/10/2017	61	65	TT110617	TRICHLOROETHENE	79-01-6	210	NULL	UG/L
LC34-DPT0598-068.0-20171110	GW	11/10/2017	66	70	TT110617	CIS-1,2-DICHLOROETHENE	156-59-2	44	NULL	UG/L
LC34-DPT0598-073.0-20171110	GW	11/10/2017	71	75	TT110617	1,1,2-TRICHLOROTRIFLUOROETHANE	76-13-1	1	U	UG/L
LC34-DPT0598-073.0-20171110	GW	11/10/2017	71	75	TT110617	TRICHLOROETHENE	79-01-6	11	NULL	UG/L
LC34-DPT0598-078.0-20171110	GW	11/10/2017	76	80	TT110617	CIS-1,2-DICHLOROETHENE	156-59-2	13400	NULL	UG/L
LC34-IDW183405-20171106	WW	11/6/2017	-9999	-9999	TT110617	1,1,2-TRICHLOROTRIFLUOROETHANE	76-13-1	1	U	UG/L
LC34-IDW183405-20171106	WW	11/6/2017	-9999	-9999	TT110617	TRICHLOROETHENE	79-01-6	1	U	UG/L
LC34-DPT0601-063.0-20171117	GW	11/17/2017	61	65	TT110617	TRICHLOROETHENE	79-01-6	280	NULL	UG/L
LC34-DPT0601-068.0-20171117	GW	11/17/2017	66	70	TT110617	CIS-1,2-DICHLOROETHENE	156-59-2	280	NULL	UG/L
LC34-DPT0601-073.0-20171117	GW	11/17/2017	71	75	TT110617	1,1,2-TRICHLOROTRIFLUOROETHANE	76-13-1	5	U	UG/L
LC34-DPT0601-073.0-20171117	GW	11/17/2017	71	75	TT110617	TRICHLOROETHENE	79-01-6	780	NULL	UG/L
LC34-DPT0601-078.0-20171117	GW	11/17/2017	76	80	TT110617	CIS-1,2-DICHLOROETHENE	156-59-2	9800	NULL	UG/L
LC34-DPT0601-083.0-20171117	GW	11/17/2017	81	85	TT110617	1,1,2-TRICHLOROTRIFLUOROETHANE	76-13-1	5	U	UG/L
LC34-DPT0601-083.0-20171117	GW	11/17/2017	81	85	TT110617	TRICHLOROETHENE	79-01-6	61	NULL	UG/L
LC34-DPT0602-008.0-20171117	GW	11/17/2017	6	10	TT110617	CIS-1,2-DICHLOROETHENE	156-59-2	1	U	UG/L
LC34-DPT0602-013.0-20171117	GW	11/17/2017	11	15	TT110617	1,1,2-TRICHLOROTRIFLUOROETHANE	76-13-1	1	U	UG/L
LC34-DPT0602-013.0-20171117	GW	11/17/2017	11	15	TT110617	TRICHLOROETHENE	79-01-6	1	U	UG/L
LC34-DPT0602-018.0-20171117	GW	11/17/2017	16	20	TT110617	CIS-1,2-DICHLOROETHENE	156-59-2	270	NULL	UG/L
LC34-DPT0594-033.0-20171107	GW	11/7/2017	31	35	TT110617	TRICHLOROETHENE	79-01-6	12500	NULL	UG/L
LC34-DPT0594-038.0-20171107	GW	11/7/2017	36	40	TT110617	CIS-1,2-DICHLOROETHENE	156-59-2	8200	NULL	UG/L

Sample	Matrix	Sample Date	Top Depth	Bottom Depth	SDG	Parameter	CAS	Lab Result	Lab Qualifier	Units
LC34-DPT0594-043.0-20171107	GW	11/7/2017	41	45	TT110617	1,1,2-TRICHLOROTRIFLUOROETHANE	76-13-1	2500	U	UG/L
LC34-DPT0594-043.0-20171107	GW	11/7/2017	41	45	TT110617	TRICHLOROETHENE	79-01-6	836000	NULL	UG/L
LC34-DPT0594-048.0-20171107	GW	11/7/2017	46	50	TT110617	CIS-1,2-DICHLOROETHENE	156-59-2	43400	NULL	UG/L
LC34-DPT0594-053.0-20171108	GW	11/8/2017	51	54	TT110617	1,1,2-TRICHLOROTRIFLUOROETHANE	76-13-1	3300	U	UG/L
LC34-DPT0594-053.0-20171108	GW	11/8/2017	51	54	TT110617	TRICHLOROETHENE	79-01-6	1580000	NULL	UG/L
LC34-DPT0594-058.0-20171108	GW	11/8/2017	54	60	TT110617	CIS-1,2-DICHLOROETHENE	156-59-2	43000	NULL	UG/L
LC34-DPT0594-063.0-20171108	GW	11/8/2017	61	65	TT110617	1,1,2-TRICHLOROTRIFLUOROETHANE	76-13-1	52	NULL	UG/L
LC34-DPT0594-063.0-20171108	GW	11/8/2017	61	65	TT110617	TRICHLOROETHENE	79-01-6	28600	J	UG/L
LC34-DPT0594-068.0-20171108	GW	11/8/2017	66	70	TT110617	CIS-1,2-DICHLOROETHENE	156-59-2	1200	NULL	UG/L
LC34-DPT0594-073.0-20171108	GW	11/8/2017	71	75	TT110617	1,1,2-TRICHLOROTRIFLUOROETHANE	76-13-1	190	NULL	UG/L
LC34-DPT0594-073.0-20171108	GW	11/8/2017	71	75	TT110617	TRICHLOROETHENE	79-01-6	96900	NULL	UG/L
LC34-DPT0594-078.0-20171108	GW	11/8/2017	76	80	TT110617	CIS-1,2-DICHLOROETHENE	156-59-2	26500	NULL	UG/L
LC34-DPT0594-078.0-20171108RE	GW	11/8/2017	76	80	TT110617	1,1,2-TRICHLOROTRIFLUOROETHANE	76-13-1	1000	U	UG/L
LC34-DPT0594-078.0-20171108RE	GW	11/8/2017	76	80	TT110617	TRICHLOROETHENE	79-01-6	332000	NULL	UG/L
LC34-DPT0594-083.0-20171108	GW	11/8/2017	81	85	TT110617	CIS-1,2-DICHLOROETHENE	156-59-2	940	NULL	UG/L
LC34-DPT0595-008.0-20171108	GW	11/8/2017	6	10	TT110617	1,1,2-TRICHLOROTRIFLUOROETHANE	76-13-1	1	U	UG/L
LC34-DPT0595-008.0-20171108	GW	11/8/2017	6	10	TT110617	TRICHLOROETHENE	79-01-6	130	NULL	UG/L
LC34-DPT0595-013.0-20171108	GW	11/8/2017	11	15	TT110617	CIS-1,2-DICHLOROETHENE	156-59-2	29	NULL	UG/L
LC34-DPT0595-018.0-20171108	GW	11/8/2017	16	20	TT110617	1,1,2-TRICHLOROTRIFLUOROETHANE	76-13-1	40	U	UG/L
LC34-DPT0595-018.0-20171108	GW	11/8/2017	16	20	TT110617	TRICHLOROETHENE	79-01-6	640	NULL	UG/L
LC34-DPT0595-023.0-20171108	GW	11/8/2017	21	25	TT110617	CIS-1,2-DICHLOROETHENE	156-59-2	10	U	UG/L
LC34-DPT0595-028.0-20171108	GW	11/8/2017	26	30	TT110617	1,1,2-TRICHLOROTRIFLUOROETHANE	76-13-1	2	U	UG/L
LC34-DPT0595-028.0-20171108	GW	11/8/2017	26	30	TT110617	TRICHLOROETHENE	79-01-6	190	NULL	UG/L
LC34-DPT0595-033.0-20171108	GW	11/8/2017	31	35	TT110617	CIS-1,2-DICHLOROETHENE	156-59-2	800	NULL	UG/L
LC34-DPT0595-038.0-20171108	GW	11/8/2017	36	40	TT110617	1,1,2-TRICHLOROTRIFLUOROETHANE	76-13-1	200	U	UG/L
LC34-DPT0595-038.0-20171108	GW	11/8/2017	36	40	TT110617	TRICHLOROETHENE	79-01-6	200	U	UG/L
LC34-DPT0595-043.0-20171108	GW	11/8/2017	41	45	TT110617	CIS-1,2-DICHLOROETHENE	156-59-2	1100	NULL	UG/L
LC34-DPT0604-008.0-20171117	GW	11/17/2017	6	10	TT110617	1,1,2-TRICHLOROTRIFLUOROETHANE	76-13-1	1	U	UG/L
LC34-DPT0604-008.0-20171117	GW	11/17/2017	6	10	TT110617	TRICHLOROETHENE	79-01-6	1	U	UG/L
LC34-DPT0604-013.0-20171117	GW	11/17/2017	11	15	TT110617	CIS-1,2-DICHLOROETHENE	156-59-2	28	NULL	UG/L
LC34-DPT0604-018.0-20171117	GW	11/17/2017	16	20	TT110617	1,1,2-TRICHLOROTRIFLUOROETHANE	76-13-1	1	U	UG/L
LC34-DPT0604-018.0-20171117	GW	11/17/2017	16	20	TT110617	TRICHLOROETHENE	79-01-6	2	NULL	UG/L
LC34-DPT0598-063.0-20171110	GW	11/10/2017	61	65	TT110617	CIS-1,2-DICHLOROETHENE	156-59-2	150	NULL	UG/L
LC34-DPT0598-068.0-20171110	GW	11/10/2017	66	70	TT110617	1,1,2-TRICHLOROTRIFLUOROETHANE	76-13-1	1	U	UG/L
LC34-DPT0598-068.0-20171110	GW	11/10/2017	66	70	TT110617	TRICHLOROETHENE	79-01-6	40	NULL	UG/L
LC34-DPT0598-073.0-20171110	GW	11/10/2017	71	75	TT110617	CIS-1,2-DICHLOROETHENE	156-59-2	12	NULL	UG/L
LC34-DPT0598-078.0-20171110	GW	11/10/2017	76	80	TT110617	1,1,2-TRICHLOROTRIFLUOROETHANE	76-13-1	2000	U	UG/L
LC34-DPT0598-078.0-20171110	GW	11/10/2017	76	80	TT110617	TRICHLOROETHENE	79-01-6	384000	NULL	UG/L
LC34-IDW183405-20171106	WW	11/6/2017	-9999	-9999	TT110617	CIS-1,2-DICHLOROETHENE	156-59-2	1	U	UG/L
LC34-DPT0601-068.0-20171117	GW	11/17/2017	66	70	TT110617	1,1,2-TRICHLOROTRIFLUOROETHANE	76-13-1	10	U	UG/L

Sample	Matrix	Sample Date	Top Depth	Bottom Depth	SDG	Parameter	CAS	Lab Result	Lab Qualifier	Units
LC34-DPT0601-068.0-20171117	GW	11/17/2017	66	70	TT110617	TRICHLOROETHENE	79-01-6	160	NULL	UG/L
LC34-DPT0601-073.0-20171117	GW	11/17/2017	71	75	TT110617	CIS-1,2-DICHLOROETHENE	156-59-2	370	NULL	UG/L
LC34-DPT0601-078.0-20171117	GW	11/17/2017	76	80	TT110617	1,1,2-TRICHLOROTRIFLUOROETHANE	76-13-1	20	U	UG/L
LC34-DPT0601-078.0-20171117	GW	11/17/2017	76	80	TT110617	TRICHLOROETHENE	79-01-6	6800	NULL	UG/L
LC34-DPT0601-083.0-20171117	GW	11/17/2017	81	85	TT110617	CIS-1,2-DICHLOROETHENE	156-59-2	160	NULL	UG/L
LC34-DPT0602-008.0-20171117	GW	11/17/2017	6	10	TT110617	1,1,2-TRICHLOROTRIFLUOROETHANE	76-13-1	1	U	UG/L
LC34-DPT0602-008.0-20171117	GW	11/17/2017	6	10	TT110617	TRICHLOROETHENE	79-01-6	1	U	UG/L
LC34-DPT0602-013.0-20171117	GW	11/17/2017	11	15	TT110617	CIS-1,2-DICHLOROETHENE	156-59-2	10	NULL	UG/L
LC34-DPT0602-018.0-20171117	GW	11/17/2017	16	20	TT110617	1,1,2-TRICHLOROTRIFLUOROETHANE	76-13-1	1	U	UG/L
LC34-DPT0594-033.0-20171107	GW	11/7/2017	31	35	TT110617	CIS-1,2-DICHLOROETHENE	156-59-2	3100	NULL	UG/L
LC34-DPT0594-038.0-20171107	GW	11/7/2017	36	40	TT110617	1,1,2-TRICHLOROTRIFLUOROETHANE	76-13-1	1000	U	UG/L
LC34-DPT0594-038.0-20171107	GW	11/7/2017	36	40	TT110617	TRICHLOROETHENE	79-01-6	610000	NULL	UG/L
LC34-DPT0594-043.0-20171107	GW	11/7/2017	41	45	TT110617	CIS-1,2-DICHLOROETHENE	156-59-2	134000	NULL	UG/L
LC34-DPT0594-048.0-20171107	GW	11/7/2017	46	50	TT110617	1,1,2-TRICHLOROTRIFLUOROETHANE	76-13-1	3300	U	UG/L
LC34-DPT0594-048.0-20171107	GW	11/7/2017	46	50	TT110617	TRICHLOROETHENE	79-01-6	754000	NULL	UG/L
LC34-DPT0594-053.0-20171108	GW	11/8/2017	51	54	TT110617	CIS-1,2-DICHLOROETHENE	156-59-2	34000	NULL	UG/L
LC34-DPT0594-058.0-20171108	GW	11/8/2017	54	60	TT110617	1,1,2-TRICHLOROTRIFLUOROETHANE	76-13-1	5000	U	UG/L
LC34-DPT0594-058.0-20171108	GW	11/8/2017	54	60	TT110617	TRICHLOROETHENE	79-01-6	549000	NULL	UG/L
LC34-DPT0594-063.0-20171108	GW	11/8/2017	61	65	TT110617	CIS-1,2-DICHLOROETHENE	156-59-2	180	NULL	UG/L
LC34-DPT0594-068.0-20171108	GW	11/8/2017	66	70	TT110617	1,1,2-TRICHLOROTRIFLUOROETHANE	76-13-1	100	U	UG/L
LC34-DPT0594-068.0-20171108	GW	11/8/2017	66	70	TT110617	TRICHLOROETHENE	79-01-6	17100	NULL	UG/L
LC34-DPT0594-073.0-20171108	GW	11/8/2017	71	75	TT110617	CIS-1,2-DICHLOROETHENE	156-59-2	6600	NULL	UG/L
LC34-DPT0594-078.0-20171108	GW	11/8/2017	76	80	TT110617	1,1,2-TRICHLOROTRIFLUOROETHANE	76-13-1	400	U	UG/L
LC34-DPT0594-078.0-20171108	GW	11/8/2017	76	80	TT110617	TRICHLOROETHENE	79-01-6	431000	NULL	UG/L
LC34-DPT0594-078.0-20171108RE	GW	11/8/2017	76	80	TT110617	CIS-1,2-DICHLOROETHENE	156-59-2	21900	NULL	UG/L
LC34-DPT0594-083.0-20171108	GW	11/8/2017	81	85	TT110617	1,1,2-TRICHLOROTRIFLUOROETHANE	76-13-1	2000	U	UG/L
LC34-DPT0594-083.0-20171108	GW	11/8/2017	81	85	TT110617	TRICHLOROETHENE	79-01-6	6300	NULL	UG/L
LC34-DPT0595-008.0-20171108	GW	11/8/2017	6	10	TT110617	CIS-1,2-DICHLOROETHENE	156-59-2	14	NULL	UG/L
LC34-DPT0595-013.0-20171108	GW	11/8/2017	11	15	TT110617	1,1,2-TRICHLOROTRIFLUOROETHANE	76-13-1	5	NULL	UG/L
LC34-DPT0595-013.0-20171108	GW	11/8/2017	11	15	TT110617	TRICHLOROETHENE	79-01-6	5400	NULL	UG/L
LC34-DPT0595-018.0-20171108	GW	11/8/2017	16	20	TT110617	CIS-1,2-DICHLOROETHENE	156-59-2	40	U	UG/L
LC34-DPT0595-023.0-20171108	GW	11/8/2017	21	25	TT110617	1,1,2-TRICHLOROTRIFLUOROETHANE	76-13-1	10	U	UG/L
LC34-DPT0595-023.0-20171108	GW	11/8/2017	21	25	TT110617	TRICHLOROETHENE	79-01-6	64	NULL	UG/L
LC34-DPT0595-028.0-20171108	GW	11/8/2017	26	30	TT110617	CIS-1,2-DICHLOROETHENE	156-59-2	6	NULL	UG/L
LC34-DPT0595-033.0-20171108	GW	11/8/2017	31	35	TT110617	1,1,2-TRICHLOROTRIFLUOROETHANE	76-13-1	3	U	UG/L
LC34-DPT0595-033.0-20171108	GW	11/8/2017	31	35	TT110617	TRICHLOROETHENE	79-01-6	47	NULL	UG/L
LC34-DPT0595-038.0-20171108	GW	11/8/2017	36	40	TT110617	CIS-1,2-DICHLOROETHENE	156-59-2	42600	NULL	UG/L
LC34-DPT0595-043.0-20171108	GW	11/8/2017	41	45	TT110617	1,1,2-TRICHLOROTRIFLUOROETHANE	76-13-1	40	U	UG/L

Analytical Laboratories of Florida, Inc.

October 10, 2018

Lee Leck
Sample Management Coordinator
TetraTech NUS, Inc.
Project Name: LC34 Site, KSC, Fl.

Re: PDF - Analytical Data Package

Analytical Laboratories of Florida, Inc. (ALF) office located at 2265 Leaside Court, Merritt Island, Florida provided laboratory services for TetraTech NUS, Inc. at the Launch Complex 34 (LC34) area of Kennedy Space Center during direct push temporary well sample collection. The site is located at NASA's Kennedy Space Center, Florida complex. The laboratory contact is Dale Schamp at 321-258-1355. The laboratory project name is TT092418. Analysis was performed utilizing EPA8260D methodology. A total of 181 ground water samples were analyzed by Dale Schamp (Chemist) over a period of ten days from September 24, 2018 to October 5, 2018. The project utilized two mobile laboratories over the duration of the project. The mobile laboratories are certified (Certification Number E83934 or E831090) by the Florida Department of Health using the guidelines of the national NELAC certification program. TetraTech's Information System's Group (http://isg.ttnus.com) specified the excel spreadsheet format utilized to transport environmental analytical data to TetraTech in an electronic format. ALF's data was submitted to TetraTech under file name EDD.NASA.LC34.092418total on October 10, 2018.

TetraTech/NUS' Project Manager is Mark Jonnet out of the Pittsburgh, Pa. office. The Prime Contact's subcontract number is S1157415. The mobile laboratory was utilized to perform laboratory analysis to delineate volatile organic contamination in the groundwater at various NASA sites. The contaminants of concern included vinyl chloride, 1,1-DCE, Freon 113, cis/trans-1,2-DCE, and trichloroethene . The sample analysis load was expected to be up to 25 samples per day.

ALF performed the sample extraction with a Teledyne Stratum sample concentrator utilizing a purge and trap technique. The EPA 5030 method was used as a guideline for this procedure. The process involved is done by purging a gas (UHP helium) through a known sample volume (10 ml – undiluted) at a constant flow rate and specific time. This process transfers the contaminants of concern (COC) from the liquid matrix (groundwater) onto the trap. The trap is then heated to 250C releasing the compounds from the trap into the GC/MS system. An electronic value inside

P.O. Box 349, Cape Canaveral, Florida 32920
E mail: dale.schamp@alf1992.info
Cell phone: 321–258-1355

the Stratum sample concentrator is electronically moved from the load position to the inject position to transfer the COCs to the GC/MS.

ALF's GC/MS system consists of a Stratum PTC hooked up to an Agilent 6890 (or Model 7890) Gas Chromatograph in series with an Agilent 5973 (or Model 5975C) MS detector. The COCs are separated by the gradual increase of temperature of GC oven from 45C to 200C and the column's internal coating. ALF's column of choice is a J&W DB-VRX 20 meter, 0.18mm ID, 1um df. This setup closely follows the requirements of EPA Method 8260D for identification and quantification.

The target compound list had a very wide range of project specific detection limit requirements between 1 and 100 ppb to meet the Florida GCTLs. The lab settled on a method detection level for all compounds of 1 ppb. This detection level allowed the compounds to be analyzed in the scan sensitivity mode only.

The compounds are identified by two ways: retention time and ion spectrum. Simply under repetitive flow rates and consistent oven variation of temperatures a compound will pass through a detector at the same time for unknown samples and known calibration standards. The time, after the start of a run, the compound passes through a detector to give a peak type response is known as the retention time. This is how any Gas Chromatograph with a detector identifies a compound. The MS detector has the additional power of compound ion spectrums which occur when the compounds are bombarded with electrons as they pass into the detector which causes the compounds to fragment. Each COC fragments differently from all other compounds thus this is an additional aid in identifying compounds. In the SIM mode, the detector looks for specific compound fragments which increase detector sensitivity.

The compounds are quantified by comparing area responses of unknown sample concentrations to known calibration standards. The greater the peak area response the greater the concentration of the COC present.

Dale Schamp was the designated Field Chemist for this project. Each day on the Field Activity Form (FAF), the sample analyst would document the sample field description, matrix, sample's date and collection time for each sample received. The FAF also recorded the date and time the sample was received by the mobile laboratory.

P.O. Box 349, Cape Canaveral, Florida 32920
E mail: dale.schamp@alf1992.info
Cell phone: 321–258-1355

Analytical Laboratories of Florida, Inc.

The FAF was also used to record the sample analysis time and volume utilized to perform the analysis. The GC/MS system is linear to 500 ppb for the COCs. Mr. Schamp may have utilized one or two SRI GC systems to determine the sample size which was required to run the sample on the GC/MS. This sample pre-screening process prevented the field chemist from doing multiple runs due to high COC concentrations in the groundwater sample which in turn allowed him to get the final data to the contractor quicker.

Quality Assurance (QA) is an important part of sample analysis. QA is utilized to aid in the measurement of the data quality generated. The FDEP and EPA methods require the mobile laboratory run: a calibration curve, laboratory duplicates, laboratory matrix spikes, daily instrument tune checks, daily method blanks, internal standards, surrogate standards and calibration check standards. Other than the initial calibration standards curves and tune checks, this information can be found in the Excel Data Summary Tables provided and/or the overall Project EDD table required by TetraTech.

Once the sample's analysis was completed, the chemist entered the data into an Excel Data Summary Table spreadsheet. ALF analyzed 11 sample(s) for matrix spike analysis to determine whether the samples themselves cause interferences with the data generation. Project requirements specify 5 % while ALF's frequency was 6.1 % (11/181). ALF analyzed 10 sample duplicate(s) to check analysis reproducibility. This is also required at a frequency of 5% while ALF did this at a rate of 5.5 % (10/181).

The following information is attached or included in the electronic deliverables:

1. TetraTech EDD Data Summary Tables which includes QC data
2. Field Activities Forms
3. A Copy of this Project Summary

The data generated has been reviewed and submitted under TetraTech's EDD format and the data has been reviewed by TetraTech personnel for errors. I can be reached at 321-258-1355, if you have any follow-up questions.

Sincerely,
ANALYTICAL LABORATORIES OF FLORIDA, INC.

Dale A Schamp

Dale Schamp
Chemist

P.O. Box 349, Cape Canaveral, Florida 32920
E mail: dale.schamp@alf1992.info
Cell phone: 321–258-1355

ANALYTICAL LABORATORIES OF FLORIDA

FIELD ACTIVITIES FORM

Project Name: LC34 ALF Project: TT092418

Address: KSC, FL.

PROJECT NOTES:

Method: EPA8260D; Target Compounds: Vinyl chloride, 1,1-dce, F113, c/t-12,DCE and TCE. Lab#1/GC#5 and Lab#2/GC#8

9/24/18 Activities: Calibrate GC#5/Lab#1 Ref#2 Temperature: < 5C 0700 hrs.

Method (soil/water) Blank(s): All responses < 5% of Lowest reported Reg Limit

Cal(water/soil)Curve(s): fn: 092418DRY5FCB.M All % RF RSD < 20 %

Cal(water/soil)Curve(s): All standards ion ratios are within 30% of mid level standard. All compound Response Factor ratios are > 0.1 or >0.2

Cal(water/soil)Curve(s): Second Source expected % Recovery met +/- 30 % of expected response (ng)

Lowest Concen level: Recalibrated Detection level standard meet +/- 30 % expected response (10ng level)

Cal(water)Curve(s): Blank passed tune acceptance criteria of EPA 8260C Section 11.3.1

Quant Limit: 10 ng for all. Linear range to 1000ng (tce),2000NG (VC), others 3000ng.

0648 Run BFB Dynamic hardware tune ; Refrigerator # 9 temp < -5C ; Ambient temp 76 F. JG Finneran C#340024-2895 lot# 7939173101V

0710 Run method blank in (fn: 092418blk1.d) 10 ml H20. All analyte responses equal to or < 50% of lowest quantitation calibration standard.Tune Good.

0920 - 1145 Calibrate GC#5 (092418 cal file)

1145 Rec 1 GW sample (2 @ 40 ml VOA vials) from Chuck Sorden on ice. Field No. DPT642@8' (1140); LabID TT092418-W01

1235 Rec 1 GW sample (2 @ 40 ml VOA vials) from Chuck Sorden on ice. Field No. DPT642@13' (1230); LabID TT092418-W02

1250 Rec 1 GW sample (2 @ 40 ml VOA vials) from Chuck Sorden on ice. Field No. DPT642@18' (1245); LabID TT092418-W03

1305 Rec 1 GW sample (2 @ 40 ml VOA vials) from Chuck Sorden on ice. Field No. DPT642@23' (1300); LabID TT092418-W04

1320 Rec 1 GW sample (2 @ 40 ml VOA vials) from Chuck Sorden on ice. Field No. DPT642@28' (1315); LabID TT092418-W05

1335 Rec 1 GW sample (2 @ 40 ml VOA vials) from Chuck Sorden on ice. Field No. DPT642@33' (1330); LabID TT092418-W06

1343 Remove 10 ml GW sample W-01 from VOA vial W-01C-1. Add int/surr stds. Load onto PT-5. FN: DPT642@8' / Lab ID: TT092418-W-01. 1353 Inject.

1350 Rec 1 GW sample (2 @ 40 ml VOA vials) from Chuck Sorden on ice. Field No. DPT642@38' (1345); LabID TT092418-W07

1405 Rec 1 GW sample (2 @ 40 ml VOA vials) from Chuck Sorden on ice. Field No. DPT642@43' (1400); LabID TT092418-W08

1424 Remove 10 ml GW sample W-02 from VOA vial W-02C-1. Add int/surr stds. Load onto PT-5. FN: DPT642@13' / Lab ID: TT092418-W-02. 1434 Inject.

1425 Rec 1 GW sample (2 @ 40 ml VOA vials) from Chuck Sorden on ice. Field No. DPT642@48' (1420); LabID TT092418-W09

1444 Remove 10 ml GW sample W-03 from VOA vial W-03C-1. Add int/surr stds. Load onto PT-5. FN: DPT642@18' / Lab ID: TT092418-W-03. 1454 Inject.

1504 Remove 10 ml GW sample W-04 from VOA vial W-04C-1. Add int/surr stds. Load onto PT-5. FN: DPT642@23' / Lab ID: TT092418-W-04. 1514 Inject.

1515 Rec 1 GW sample (2 @ 40 ml VOA vials) from Chuck Sorden on ice. Field No. DPT642@53' (1510); LabID TT092418-W10

1521 Remove 10 ml GW sample W-03 from VOA vial W-03C-2. Add int/surr stds. Load onto PT-5. FN: DPT642@18' / Lab ID: TT092418-W-03DUP. 1531 Inject.

1538 Remove 5 ml GW sample W-04 from VOA vial W-04C-2. Add int/surr stds. Load onto PT-5. FN: DPT642@23' / Lab ID: TT092418-W-04R. 1548 Inject.

1540 Rec 1 GW sample (2 @ 40 ml VOA vials) from Chuck Sorden on ice. Field No. DPT642@58' (1530); LabID TT092418-W11

1555 Remove 10 ml GW sample W-01 from VOA vial W-01C-2. Add 100NG,int/surr stds. Load onto PT-5. FN: DPT642@8' / Lab ID: TT092418-W-01ms. 1605 Inject.

1600 Rec 1 GW sample (2 @ 40 ml VOA vials) from Chuck Sorden on ice. Field No. DPT642@63' (1555); LabID TT092418-W12

1630 Rec 1 GW sample (2 @ 40 ml VOA vials) from Chuck Sorden on ice. Field No. DPT642@68' (1625); LabID TT092418-W13

1650 Rec 1 GW sample (2 @ 40 ml VOA vials) from Chuck Sorden on ice. Field No. DPT642@73' (1645); LabID TT092418-W14

1712 Remove 3 ml GW sample W-05 from VOA vial W-05C-1. Add int/surr stds. Load onto PT-5. FN: DPT642@28' / Lab ID: TT092418-W-05. 1722 Inject.

1715 Rec 1 GW sample (2 @ 40 ml VOA vials) from Chuck Sorden on ice. Field No. DPT642@78' (1710); LabID TT092418-W15

1728 Remove 3 ml GW sample W-06 from VOA vial W-06C-1. Add int/surr stds. Load onto PT-5. FN: DPT642@33' / Lab ID: TT092418-W-06. 1738 Inject.

1740 Rec 1 GW sample (2 @ 40 ml VOA vials) from Chuck Sorden on ice. Field No. DPT642@83' (1735); LabID TT092418-W16

1746 Remove 0.035 ml GW sample W-08 from VOA vial W-08C-1. Add int/surr stds. Load onto PT-5. FN: DPT642@43' / Lab ID: TT092418-W-08. 1756 Inject.

1803 Remove 0.035 ml GW sample W-06 from VOA vial W-06C-2. Add int/surr stds. Load onto PT-5. FN: DPT642@33' / Lab ID: TT092418-W-06R. 1813 Inject.

1810 Rec 1 GW sample (2 @ 40 ml VOA vials) from Chuck Sorden on ice. Field No. DPT642@88' (1805); LabID TT092418-W17

1822 Remove 0.035 ml GW sample W-07 from VOA vial W-07C-1. Add int/surr stds. Load onto PT-5. FN: DPT642@38' / Lab ID: TT092418-W-07. 1832 Inject.

1839 Remove 3 ml GW sample W-09 from VOA vial W-09C-1. Add int/surr stds. Load onto PT-5. FN: DPT642@48' / Lab ID: TT092418-W-09. 1849 Inject.

1856 Remove 3 ml GW sample W-10 from VOA vial W-10C-1. Add int/surr stds. Load onto PT-5. FN: DPT642@53' / Lab ID: TT092418-W-10. 1906 Inject.

1859 (L#2) Remove 3 ml GW sample W-17 from VOA vial W-17C-1. Add int/surr stds. Load onto PT-5. FN: DPT642@88' / Lab ID: TT092418-W-17. 1926 Inject.

1916 Remove 3 ml GW sample W-11 from VOA vial W-11C-1. Add int/surr stds. Load onto PT-5. FN: DPT642@58' / Lab ID: TT092418-W-11. 1926 Inject.

1916 (L#2) Remove 3 ml GW sample W-16 from VOA vial W-16C-1. Add int/surr stds. Load onto PT-5. FN: DPT642@83' / Lab ID: TT092418-W-16. 1926 Inject.

1933 Remove 3 ml GW sample W-12 from VOA vial W-12C-1. Add int/surr stds. Load onto PT-5. FN: DPT642@63' / Lab ID: TT092418-W-12. 1943 Inject.

1934 (L#2) Remove 1 ml GW sample W-15 from VOA vial W-15C-1. Add int/surr stds. Load onto PT-5. FN: DPT642@78' / Lab ID: TT092418-W-15. 1944 Inject.

1951 Remove 10 ml GW sample W-13 from VOA vial W-13C-1. Add int/surr stds. Load onto PT-5. FN: DPT642@68' / Lab ID: TT092418-W-13. 2001 Inject.

1951 (L#2) Remove 10 ml GW sample W-14 from VOA vial W-14C-1. Add int/surr stds. Load onto PT-5. FN: DPT642@73' / Lab ID: TT092418-W-14. 2001 Inject.

9/25/18 Activities:

0845 Rec 1 GW sample (2 @ 40 ml VOA vials) from Chuck Sorden on ice. Field No. DPT642@93' (0805); LabID TT092418-W18

0845 Rec 1 GW sample (2 @ 40 ml VOA vials) from Chuck Sorden on ice. Field No. DPT642@98' (0840); LabID TT092418-W19

Sampler / Company On-site: Chuck Sorden - Tetratetch

Delays: _____

Weather: _____

Date: 9/24-25/18 Page 1 of 7

Signature: 

Important phone calls / Changes:

ANALYTICAL LABORATORIES OF FLORIDA

FIELD ACTIVITIES FORM

Project Name: LC34 ALF Project: TT092418

Address: KSC, FL.

PROJECT NOTES:

Method: EPA8260D; Target Compounds: Vinyl chloride, 1,1-dce, F113, c/t-12,DCE and TCE. Lab#1/GC#5

9/25/18 Activities: Calibrate GC#5/Lab#1 Ref#2 Temperature: < 5C 0800 hrs.

0849 Run BFB Dynamic hardware tune ; Refrigerator # 9 temp < -5C ; Ambient temp 76 F. JG Finneran C#340024-2895 lot# 7939173101V

0853 Run method blank in (fn: 092518blk1.d) 10 ml H20. All analyte responses equal to or < 50% of lowest quantitation calibration standard.Tune Good.

0912 Run 10ml H20 with 100ng spike (fn: 092518ccv1.d). All compound responses between within 20 % expected response and ion ratios within 30% expected ratio.

0930 Rec 1 GW sample (2 @ 40 ml VOA vials) from Chuck Sorden on ice. Field No. DPT642@103' (0925); LabID TT092418-W20

1107 Remove 10 ml GW sample W-18 from VOA vial W-18C-1. Add int/surr stds. Load onto PT-5. FN: DPT642@93' / Lab ID: TT092418-W-18. 1117 Inject.

1110 Rec 1 GW sample (2 @ 40 ml VOA vials) from Chuck Sorden on ice. Field No. DPT643@8' (1100); LabID TT092418-W21

1120 Rec 1 GW sample (2 @ 40 ml VOA vials) from Chuck Sorden on ice. Field No. DPT643@13' (1115); LabID TT092418-W22

1124 Remove 10 ml GW sample W-18 from VOA vial W-18C-2. Add 100ng,int/surr stds. Load onto PT-5. FN: DPT642@93' / Lab ID: TT092418-W-18MS. 1134 Inject.

1140 Rec 1 GW sample (2 @ 40 ml VOA vials) from Chuck Sorden on ice. Field No. DPT643@18' (1130); LabID TT092418-W23

1141 Remove 10 ml GW sample W-19 from VOA vial W-19C-1. Add int/surr stds. Load onto PT-5. FN: DPT642@98' / Lab ID: TT092418-W-19. 1151 Inject.

1159 Remove 10 ml GW sample W-19 from VOA vial W-19C-2. Add int/surr stds. Load onto PT-5. FN: DPT642@98' / Lab ID: TT092418-W-19dup. 1209 Inject.

1217 Remove 10 ml GW sample W-20 from VOA vial W-20C-1. Add int/surr stds. Load onto PT-5. FN: DPT642@103' / Lab ID: TT092418-W-20. 1227 Inject.

1220 Rec 1 GW sample (2 @ 40 ml VOA vials) from Chuck Sorden on ice. Field No. DPT643@23' (1215); LabID TT092418-W24

1235 Rec 1 GW sample (2 @ 40 ml VOA vials) from Chuck Sorden on ice. Field No. DPT643@28' (1230); LabID TT092418-W25

1250 Rec 1 GW sample (2 @ 40 ml VOA vials) from Chuck Sorden on ice. Field No. DPT643@33' (1250); LabID TT092418-W26

1310 Rec 1 GW sample (2 @ 40 ml VOA vials) from Chuck Sorden on ice. Field No. DPT643@38' (1300); LabID TT092418-W27

1320 Rec 1 GW sample (2 @ 40 ml VOA vials) from Chuck Sorden on ice. Field No. DPT643@43' (1315); LabID TT092418-W28

1335 Rec 1 GW sample (2 @ 40 ml VOA vials) from Chuck Sorden on ice. Field No. DPT643@48' (1330); LabID TT092418-W29

1410 Rec 1 GW sample (2 @ 40 ml VOA vials) from Chuck Sorden on ice. Field No. DPT643@53' (1405); LabID TT092418-W30

1430 Rec 1 GW sample (2 @ 40 ml VOA vials) from Chuck Sorden on ice. Field No. DPT643@58' (1425); LabID TT092418-W31

1433 Remove 10 ml GW sample W-21 from VOA vial W-21C-1. Add int/surr stds. Load onto PT-5. FN: DPT643@8' / Lab ID: TT092418-W-21. 1443 Inject.

1451 Remove 10 ml GW sample W-22 from VOA vial W-22C-1. Add int/surr stds. Load onto PT-5. FN: DPT643@13' / Lab ID: TT092418-W-22. 1443 Inject.

1500 Rec 1 GW sample (2 @ 40 ml VOA vials) from Chuck Sorden on ice. Field No. DPT643@63' (1455); LabID TT092418-W32

1509 Remove 0.035 ml GW sample W-23 from VOA vial W-23C-1. Add int/surr stds. Load onto PT-5. FN: DPT643@18' / Lab ID: TT092418-W-23. 1519 Inject.

1526 Remove 0.25 ml GW sample W-24 from VOA vial W-24C-1. Add int/surr stds. Load onto PT-5. FN: DPT643@23' / Lab ID: TT092418-W-24. 1536 Inject.

1530 Rec 1 GW sample (2 @ 40 ml VOA vials) from Chuck Sorden on ice. Field No. DPT643@68' (1520); LabID TT092418-W33

1545 Remove 0.25 ml GW sample W-23 from VOA vial W-23C-2. Add int/surr stds. Load onto PT-5. FN: DPT643@18' / Lab ID: TT092418-W-23r. 1555 Inject.

1550 Rec 1 GW sample (2 @ 40 ml VOA vials) from Chuck Sorden on ice. Field No. DPT643@73' (1545); LabID TT092418-W34

1605 Remove 0.25 ml GW sample W-25 from VOA vial W-25C-1. Add int/surr stds. Load onto PT-5. FN: DPT643@28' / Lab ID: TT092418-W-25. 1615 Inject.

1615 Rec 1 GW sample (2 @ 40 ml VOA vials) from Chuck Sorden on ice. Field No. DPT643@78' (1610); LabID TT092418-W35

1624 Remove 0.035 ml GW sample W-26 from VOA vial W-26C-1. Add int/surr stds. Load onto PT-5. FN: DPT643@33' / Lab ID: TT092418-W-26. 1634 Inject.

1644 Remove 0.5 ml GW sample W-27 from VOA vial W-27C-1. Add int/surr stds. Load onto PT-5. FN: DPT643@38' / Lab ID: TT092418-W-27. 1654 Inject.

1650 Rec 1 GW sample (2 @ 40 ml VOA vials) from Chuck Sorden on ice. Field No. DPT643@83' (1645); LabID TT092418-W36

1701 Remove 3 ml GW sample W-28 from VOA vial W-28C-1. Add int/surr stds. Load onto PT-5. FN: DPT643@43' / Lab ID: TT092418-W-28. 1711 Inject.

1719 Remove 10 ml GW sample W-29 from VOA vial W-29C-1. Add int/surr stds. Load onto PT-5. FN: DPT643@48' / Lab ID: TT092418-W-29. 1729 Inject.

1725 Rec 1 GW sample (2 @ 40 ml VOA vials) from Chuck Sorden on ice. Field No. DPT643@88' (1720); LabID TT092418-W37

1737 Remove 10 ml GW sample W-30 from VOA vial W-30C-1. Add int/surr stds. Load onto PT-5. FN: DPT643@53' / Lab ID: TT092418-W-31. 1747 Inject.

1808 Remove 10 ml GW sample W-31 from VOA vial W-31C-1. Add int/surr stds. Load onto PT-5. FN: DPT643@58' / Lab ID: TT092418-W-31. 1818 Inject.

1825 Remove 10 ml GW sample W-32 from VOA vial W-32C-1. Add int/surr stds. Load onto PT-5. FN: DPT643@63' / Lab ID: TT092418-W-32. 1835 Inject.

1844 Remove 10 ml GW sample W-33 from VOA vial W-33C-1. Add int/surr stds. Load onto PT-5. FN: DPT643@68' / Lab ID: TT092418-W-33. 1854 Inject.

1902 Remove 10 ml GW sample W-34 from VOA vial W-34C-1. Add int/surr stds. Load onto PT-5. FN: DPT643@73' / Lab ID: TT092418-W-34. 1912 Inject.

1919 Remove 3ml GW sample W-35 from VOA vial W-35C-1. Add int/surr stds. Load onto PT-5. FN: DPT643@78' / Lab ID: TT092418-W-35. 1929 Inject.

1936 Remove 5 ml GW sample W-36 from VOA vial W-36C-1. Add int/surr stds. Load onto PT-5. FN: DPT643@83' / Lab ID: TT092418-W-36. 1946 Inject.

1953 Remove 3 ml GW sample W-37 from VOA vial W-37C-1. Add int/surr stds. Load onto PT-5. FN: DPT643@88' / Lab ID: TT092418-W-37. 2003 Inject.

9/26/18 Activities: Calibrate GC#5/Lab#1 Ref#2 Temperature: < 5C 0700 hrs.

0800 Rec 1 GW sample (2 @ 40 ml VOA vials) from Chuck Sorden on ice. Field No. DPT643@93' (0755); LabID TT092418-W38

0807 Run BFB Dynamic hardware tune ; Refrigerator # 9 temp < -5C ; Ambient temp 77 F. JG Finneran C#340024-2895 lot# 7939173101V

0812 Run method blank in (fn: 092618blk1.d) 10 ml H20. All analyte responses equal to or < 50% of lowest quantitation calibration standard.Tune Good.

0830 Rec 1 GW sample (2 @ 40 ml VOA vials) from Chuck Sorden on ice. Field No. DPT643@98' (0825); LabID TT092418-W39

0850 Run 10ml H20 with 100ng spike (fn: 092618ccv1.d). All compound responses between within 20 % expected response and ion ratios within 30% expected ratio.

0910 Rec 1 GW sample (2 @ 40 ml VOA vials) from Chuck Sorden on ice. Field No. DPT643@103' (0905); LabID TT092418-W40

1100 Rec 1 GW sample (2 @ 40 ml VOA vials) from Chuck Sorden on ice. Field No. DPT644@8' (1055); LabID TT092418-W41

Sampler / Company On-site: Chuck Sorden - Tetratetch

Delays: _____

Weather: _____

Date: 9/25-26/18 Page 2 of 7

Signature: 

Important phone calls / Changes:

ANALYTICAL LABORATORIES OF FLORIDA

FIELD ACTIVITIES FORM

Project Name: LC34 ALF Project: TT092418

Address: KSC, FL.

PROJECT NOTES:

Method: EPA8260D; Target Compounds: Vinyl chloride, 1,1-dce, F113, c/t-12,DCE and TCE. Lab#1/GC#5

9/26/18 Activities: Calibrate GC#5/Lab#1 Ref#2 Temperature: < 5C 0800 hrs.

1120 Rec 1 GW sample (2 @ 40 ml VOA vials) from Chuck Sorden on ice. Field No. DPT644@13' (1110); LabID TT092418-W42

1121 Remove 3 ml GW sample W-38 from VOA vial W-38C-1. Add int/surr stds. Load onto PT-5. FN: DPT643@93' / Lab ID: TT092418-W-38. 1131 Inject.

1130 Rec 1 GW sample (2 @ 40 ml VOA vials) from Chuck Sorden on ice. Field No. DPT644@18' (1125); LabID TT092418-W43

1136 Remove 10 ml GW sample W-39 from VOA vial W-39C-1. Add int/surr stds. Load onto PT-5. FN: DPT643@98' / Lab ID: TT092418-W-39. 1146 Inject.

1150 Rec 1 GW sample (2 @ 40 ml VOA vials) from Chuck Sorden on ice. Field No. DPT644@23' (1140); LabID TT092418-W44

1152 Remove 10 ml GW sample W-39 from VOA vial W-39C-2. Add int/surr stds. Load onto PT-5. FN: DPT643@98' / Lab ID: TT092418-W-39dup. 1202 Inject.

1212 Remove 10 ml GW sample W-40 from VOA vial W-40C-1. Add int/surr stds. Load onto PT-5. FN: DPT643@103' / Lab ID: TT092418-W-40. 1222 Inject.

1229 Remove 10 ml GW sample W-40 from VOA vial W-40C-2. Add 100ng,int/surr stds. Load onto PT-5. FN: DPT643@103' / Lab ID: TT092418-W-40.MS 1239 Inject.

1247 Remove 10 ml GW sample W-41 from VOA vial W-41C-1. Add int/surr stds. Load onto PT-5. FN: DPT644@8' / Lab ID: TT092418-W-41. 1257 Inject.

1304 Remove 10 ml GW sample W-42 from VOA vial W-42C-1. Add int/surr stds. Load onto PT-5. FN: DPT644@13' / Lab ID: TT092418-W-42. 1314 Inject.

1320 Rec 1 GW sample (2 @ 40 ml VOA vials) from Chuck Sorden on ice. Field No. DPT644@28' (1315); LabID TT092418-W45

1321 Remove 5 ml GW sample W-43 from VOA vial W-43C-1. Add int/surr stds. Load onto PT-5. FN: DPT644@18' / Lab ID: TT092418-W-43. 1331 Inject.

1338 Remove 1 ml GW sample W-44 from VOA vial W-44C-1. Add int/surr stds. Load onto PT-5. FN: DPT644@23' / Lab ID: TT092418-W-44. 1348 Inject.

1340 Rec 1 GW sample (2 @ 40 ml VOA vials) from Chuck Sorden on ice. Field No. DPT644@33' (1330); LabID TT092418-W46

1350 Rec 1 GW sample (2 @ 40 ml VOA vials) from Chuck Sorden on ice. Field No. DPT644@38' (1345); LabID TT092418-W47

1355 Remove 3 ml GW sample W-45 from VOA vial W-45C-1. Add int/surr stds. Load onto PT-5. FN: DPT644@28' / Lab ID: TT092418-W-45. 1405 Inject.

1405 Rec 1 GW sample (2 @ 40 ml VOA vials) from Chuck Sorden on ice. Field No. DPT644@43' (1400); LabID TT092418-W48

1412 Remove 0.1 ml GW sample W-46 from VOA vial W-46C-1. Add int/surr stds. Load onto PT-5. FN: DPT644@33' / Lab ID: TT092418-W-46. 1422 Inject.

1425 Rec 1 GW sample (2 @ 40 ml VOA vials) from Chuck Sorden on ice. Field No. DPT644@48' (1420); LabID TT092418-W49

1431 Remove 0.035 ml GW sample W-47 from VOA vial W-47C-1. Add int/surr stds. Load onto PT-5. FN: DPT644@38' / Lab ID: TT092418-W-47. 1441 Inject.

1448 Remove 0.5 ml GW sample W-48 from VOA vial W-48C-1. Add int/surr stds. Load onto PT-5. FN: DPT644@43' / Lab ID: TT092418-W-48. 1458 Inject.

1507 Remove 3 ml GW sample W-49 from VOA vial W-49C-1. Add int/surr stds. Load onto PT-5. FN: DPT644@48' / Lab ID: TT092418-W-49. 1517 Inject.

1520 Rec 1 GW sample (2 @ 40 ml VOA vials) from Chuck Sorden on ice. Field No. DPT644@53' (1515); LabID TT092418-W50

1532 Remove 3 ml GW sample W-50 from VOA vial W-50C-1. Add int/surr stds. Load onto PT-5. FN: DPT644@53' / Lab ID: TT092418-W-50. 1542 Inject.

1545 Rec 1 GW sample (2 @ 40 ml VOA vials) from Chuck Sorden on ice. Field No. DPT644@58' (1540); LabID TT092418-W51

1557 Remove 3 ml GW sample W-51 from VOA vial W-51C-1. Add int/surr stds. Load onto PT-5. FN: DPT644@58' / Lab ID: TT092418-W-51. 1607 Inject.

1610 Rec 1 GW sample (2 @ 40 ml VOA vials) from Chuck Sorden on ice. Field No. DPT644@63' (1605); LabID TT092418-W52

1618 Remove 3 ml GW sample W-52 from VOA vial W-52C-1. Add int/surr stds. Load onto PT-5. FN: DPT644@63' / Lab ID: TT092418-W-52. 1628 Inject.

9/27/18 Activities:

0728 Run BFB Dynamic hardware tune ; Refrigerator # 9 temp < -5C ; Ambient temp 76 F. JG Finneran C#340024-2895 lot# 7939162781V1

0733 Run method blank in (fn: 092718blk1.d) 10 ml H20. All analyte responses equal to or < 50% of lowest quantitation calibration standard.Tune Good.

0750 Run 10ml H20 with 100ng spike (fn: 092718ccv1.d). All compound responses between within 20 % expected response and ion ratios within 30% expected ratio.

0806 Rec 1 GW sample (2 @ 40 ml VOA vials) from Chuck Sorden on ice. Field No. DPT644@68' (0805); LabID TT092418-W53

0807 Remove 3 ml GW sample W-53 from VOA vial W-53C-1. Add int/surr stds. Load onto PT-5. FN: DPT644@68' / Lab ID: TT092418-W-53. 0817 Inject.

0824 Remove 3 ml GW sample W-53 from VOA vial W-53C-2. Add int/surr stds. Load onto PT-5. FN: DPT644@68' / Lab ID: TT092418-W-53dup. 0834 Inject.

0843 Remove 3 ml GW sample W-54 from VOA vial W-54C-1. Add int/surr stds. Load onto PT-5. FN: DPT644@73' / Lab ID: TT092418-W-54. 0853 Inject.

0845 Rec 1 GW sample (2 @ 40 ml VOA vials) from Chuck Sorden on ice. Field No. DPT644@73' (0840); LabID TT092418-W54

0915 Rec 1 GW sample (2 @ 40 ml VOA vials) from Chuck Sorden on ice. Field No. DPT644@78' (0910); LabID TT092418-W55

0919 Remove 0.1 ml GW sample W-54 from VOA vial W-54C-2. Add int/surr stds. Load onto PT-5. FN: DPT644@73' / Lab ID: TT092418-W-54r. 0929 Inject.

0945 Rec 1 GW sample (2 @ 40 ml VOA vials) from Chuck Sorden on ice. Field No. DPT644@83' (0940); LabID TT092418-W56

0952 Remove 3 ml GW sample W-55 from VOA vial W-55C-1. Add int/surr stds. Load onto PT-5. FN: DPT644@78' / Lab ID: TT092418-W-55. 1002 Inject.

1009 Remove 1 ml GW sample W-56 from VOA vial W-56C-1. Add int/surr stds. Load onto PT-5. FN: DPT644@83' / Lab ID: TT092418-W-56. 1019 Inject.

1020 Rec 1 GW sample (2 @ 40 ml VOA vials) from Chuck Sorden on ice. Field No. DPT644@88' (1015); LabID TT092418-W57

1027 Remove 1 ml GW sample W-56 from VOA vial W-56C-2. Add 100ng,int/surr stds. Load onto PT-5. FN: DPT644@83' / Lab ID: TT092418-W-56MS. 1037 Inject.

1044 Remove 0.25 ml GW sample W-57 from VOA vial W-57C-1. Add int/surr stds. Load onto PT-5. FN: DPT644@88' / Lab ID: TT092418-W-57. 1054 Inject.

1055 Rec 1 GW sample (2 @ 40 ml VOA vials) from Chuck Sorden on ice. Field No. DPT644@93' (1050); LabID TT092418-W58

1111 Remove 2 ml GW sample W-58 from VOA vial W-58C-1. Add int/surr stds. Load onto PT-5. FN: DPT644@93' / Lab ID: TT092418-W-58. 1121 Inject.

10/1/18 Activities: Ref#2 Temperature: < 5C 1215 hrs.

1300 Received 15 GW samples from Chuck on ice. Temp =56F. LC34-DPT644@98'(1205 9/27)/W59 ; DPT645@8'(1435)/W60 ; @13'(1450)/W61 ; @18'(1505)/W62

1300 Received 15 GW samples from Chuck on ice. LC34-DPT645@23'(1520)/W63 ; @28'(1535)/W64 ; @33'(1550)/W65 ; @38'(1605)/W66 ; @43'(1620)/W67

1300 Received 15 GW samples from Chuck on ice. LC34-DPT645@48'(1635)/W68 ; @53'(1650)/W69 ; @58'(1705)/W70 ; @63'(1725)/W71 ; @68'(1755)/W72

1300 Received 15 GW samples from Chuck on ice. LC34-DPT645@73'(1825)/W73 ;

Sampler / Company On-site: Chuck Sorden - Tetratetch

Delays: _____

Weather: _____

Date: 9/26-27/18 and 10/1/18 Page 3 of 7

Signature: 

Important phone calls / Changes:

ANALYTICAL LABORATORIES OF FLORIDA

FIELD ACTIVITIES FORM

Project Name: LC34 ALF Project: TT092418

Address: KSC, FL.

PROJECT NOTES:

Method: EPA8260D; Target Compounds: Vinyl chloride, 1,1-dce, F113, c/t-12,DCE and TCE. Lab#1/GC#5

10/1/18 Activities:

1300 Received 19 GW samples from Chuck on ice. Temp =56F. LC34-DPT645@78'(0755 9/28)/W74 ; @83'(0825)/W75 ; @88'(0855)/W76 ; @93'(0935)/W77

1300 Received 19 GW samples from Chuck on ice. LC34-DPT645@98'(1005 9/28)/W78 ; DPT646@8'(1210)/W79 ; @13'(1220)/W80 ; @18'(1230)/W81

1300 Received 19 GW samples from Chuck on ice. LC34-DPT646@23'(1240 9/28)/W82 ; @28'(1250)/W83 ; @33'(1310)/W84 ; @38'(1325)/W85 ; @43'(1340)/W86 ; @48'(1355)/W87

1300 Received 19 GW samples from Chuck on ice. LC34-DPT646@53'(1410 9/28)/W88 ; @58'(1425)/W89 ; @63'(1445)/W90 ; @68'(1520)/W91 ; @73'(1550)/W92

1300 Received 4 GW samples from Chuck on ice. Temp =76F. LC34-DPT646@78'(1030 10/1)/W93 ; @83'(1105)/W94 ; @88'(1140)/W95 ; @93'(1255)/W96

1406 Run BFB Dynamic hardware tune ; Refrigerator # 9 temp < -5C ; Ambient temp 84 F. JG Finneran C#340024-2895 lot# 7939162781V1

1410 Run method blank in (fn: 100118blk1.d) 10 ml H20. All analyte responses equal to or < 50% of lowest quantitation calibration standard.Tune Good.

1410 - 1740 Recalibrate GC#5/Lab#1. Curve : 100118dry5Fcb.

1730 Received 14 GW samples from Chuck on ice. Temp =76F. LC34-DPT646@98'(1335 10/1)/W97 ; DPT647@8'(1520)/W98 ; @13'(1530)/W99 ; @18'(1540)/W100

1730 Received 14 GW samples from Chuck on ice. LC34-DPT647@23'(1550 10/1)/W101; @28'(1600)/W102 ; @33'(1615)/W103 ; @38'(1630)/W104 ; @43(1645)/W105

1730 Received 14 GW samples from Chuck on ice. LC34-DPT647@48'(1700 10/1)/W106; @53'(1715)/W107 ; @58'(1730)/W108 ; @63'(1745)/W109 ; @48(1805)/W110

1743 Remove 10 ml GW sample W-59 from VOA vial W-59C-1. Add int/surr stds. Load onto PT-5. FN: DPT644@98' / Lab ID: TT092418-W-59. 1753 Inject.

1803 Remove 10 ml GW sample W-59 from VOA vial W-59C-2. Add int/surr stds. Load onto PT-5. FN: DPT644@98' / Lab ID: TT092418-W-59dup. 1813 Inject.

1820 Remove 10 ml GW sample W-60 from VOA vial W-60C-1. Add int/surr stds. Load onto PT-5. FN: DPT645@8' / Lab ID: TT092418-W-60. 1830 Inject.

1839 Remove 10 ml GW sample W-60 from VOA vial W-60C-2. Add 100ng,int/surr stds. Load onto PT-5. FN: DPT645@8' / Lab ID: TT092418-W-60MS. 1849 Inject.

1856 Remove 10 ml GW sample W-61 from VOA vial W-61C-1. Add int/surr stds. Load onto PT-5. FN: DPT645@13' / Lab ID: TT092418-W-61. 1906 Inject.

1913 Remove 10 ml GW sample W-62 from VOA vial W-62C-1. Add int/surr stds. Load onto PT-5. FN: DPT645@18' / Lab ID: TT092418-W-62. 1923 Inject.

1930 Remove 3 ml GW sample W-64 from VOA vial W-64C-1. Add int/surr stds. Load onto PT-5. FN: DPT645@28' / Lab ID: TT092418-W-64. 1940 Inject.

1946 Remove 3 ml GW sample W-63 from VOA vial W-63C-1. Add int/surr stds. Load onto PT-5. FN: DPT645@23' / Lab ID: TT092418-W-63. 1956 Inject.

2004 Remove 0.5 ml GW sample W-64 from VOA vial W-64C-2. Add int/surr stds. Load onto PT-5. FN: DPT645@28' / Lab ID: TT092418-W-64r. 2014 Inject.

2015 Remove 1 ml GW sample W-65 from VOA vial W-65C-1. Add int/surr stds. Load onto PT-5. FN: DPT645@33' / Lab ID: TT092418-W-65. 2025 Inject.

2032 Remove 0.1 ml GW sample W-66 from VOA vial W-66C-1. Add int/surr stds. Load onto PT-5. FN: DPT645@38' / Lab ID: TT092418-W-66. 2042 Inject.

2049 Remove 0.25 ml GW sample W-65 from VOA vial W-65C-2. Add int/surr stds. Load onto PT-5. FN: DPT645@33' / Lab ID: TT092418-W-65r. 2059 Inject.

2107 Remove 0.035 ml GW sample W-66 from VOA vial W-66C-2. Add int/surr stds. Load onto PT-5. FN: DPT645@38' / Lab ID: TT092418-W-66r. 2117 Inject.

2125 Remove 0.035 ml GW sample W-67 from VOA vial W-67C-1. Add int/surr stds. Load onto PT-5. FN: DPT645@43' / Lab ID: TT092418-W-67. 2135 Inject.

2143 Remove 0.5 ml GW sample W-68 from VOA vial W-68C-1. Add int/surr stds. Load onto PT-5. FN: DPT645@48' / Lab ID: TT092418-W-68. 2153 Inject.

2200 Remove 0.1 ml GW sample W-69 from VOA vial W-69C-1. Add int/surr stds. Load onto PT-5. FN: DPT645@53' / Lab ID: TT092418-W-69. 2210 Inject.

2217 Remove 0.25 ml GW sample W-70 from VOA vial W-70C-1. Add int/surr stds. Load onto PT-5. FN: DPT645@58' / Lab ID: TT092418-W-70. 2227 Inject.

10/2/18 Activities: Lab#2/GC#8 and Lab#1/GC#5

0641 (L#2)Run BFB Dynamic hardware tune ; Refrigerator # 9 temp < -5C ; Ambient temp 76 F. JG Finneran C#340024-2895 lot# 7939162781V1

0642 (L#2) Run method blank in (fn: 100218blk1.d) 10 ml H20. All analyte responses equal to or < 50% of lowest quantitation calibration standard.Tune Good.

0700 (L#2) Run 10ml H20 with 100ng spike (fn: 100218ccv1.d). All compound responses between within 20 % expected response and ion ratios within 30% expected ratio.

0711 (L#2) Remove 0.010 ml GW sample W-73 from VOA vial W-73C-1. Add int/surr stds. Load onto PT-5. FN: DPT645@73' / Lab ID: TT092418-W-73. 0721 Inject.

0729 (L#2) Remove 0.035 ml GW sample W-73 from VOA vial W-73C-2. Add int/surr stds. Load onto PT-5. FN: DPT645@73' / Lab ID: TT092418-W-73dup. 0739 Inject.

0749 (L#2) Remove 1 ml GW sample W-72 from VOA vial W-72C-1. Add int/surr stds. Load onto PT-5. FN: DPT645@68' / Lab ID: TT092418-W-72. 0759 Inject.

0811 (L#2) Remove 1 ml GW sample W-71 from VOA vial W-71C-1. Add int/surr stds. Load onto PT-5. FN: DPT645@63' / Lab ID: TT092418-W-71. 0821 Inject.

0832 (L#2) Remove 0.035 ml GW sample W-74 from VOA vial W-74C-1. Add int/surr stds. Load onto PT-5. FN: DPT645@78' / Lab ID: TT092418-W-74. 0842 Inject.

0850 Run BFB Dynamic hardware tune ; Refrigerator # 8 temp < -5C ; Ambient temp 80 F. JG Finneran C#340024-2895 lot# 7939162781V1

0855 Run method blank in (fn: 100218blk1.d) 10 ml H20. All analyte responses equal to or < 50% of lowest quantitation calibration standard.Tune Good.

0905 (L#2) Remove 0.010 ml GW sample W-75 from VOA vial W-75C-1. Add int/surr stds. Load onto PT-5. FN: DPT645@83' / Lab ID: TT092418-W-75. 0915 Inject.

0915 Run 10ml H20 with 100ng spike (fn: 100218ccv1.d). All compound responses between within 20 % expected response and ion ratios within 30% expected ratio.

0924 (L#2) Remove 0.010 ml GW sample W-76 from VOA vial W-76C-1. Add int/surr stds. Load onto PT-5. FN: DPT645@88' / Lab ID: TT092418-W-76. 0934 Inject.

0928 Remove 3 ml GW sample W-92 from VOA vial W-92C-1. Add int/surr stds. Load onto PT-5. FN: DPT646@73' / Lab ID: TT092418-W-92. 0938 Inject.

0943 (L#2) Remove 0.035 ml GW sample W-77 from VOA vial W-77C-1. Add int/surr stds. Load onto PT-5. FN: DPT645@93' / Lab ID: TT092418-W-77. 0953 Inject.

0946 Remove 10 ml GW sample W-92 from VOA vial W-92C-2. Add int/surr stds. Load onto PT-5. FN: DPT646@73' / Lab ID: TT092418-W-92dup. 0956 Inject.

1003 (L#2) Remove 0.010 ml GW sample W-78 from VOA vial W-78C-1. Add int/surr stds. Load onto PT-5. FN: DPT645@98' / Lab ID: TT092418-W-78. 1013 Inject.

1006 Remove 3 ml GW sample W-91 from VOA vial W-91C-1. Add int/surr stds. Load onto PT-5. FN: DPT646@68' / Lab ID: TT092418-W-91. 1016 Inject.

1019 (L#2) Remove 10 ml GW sample W-79 from VOA vial W-79C-1. Add int/surr stds. Load onto PT-5. FN: DPT646@8' / Lab ID: TT092418-W-79. 1029 Inject.

1023 Remove 10 ml GW sample W-90 from VOA vial W90C-1. Add int/surr stds. Load onto PT-5. FN: DPT646@63' / Lab ID: TT092418-W-90. 1033 Inject.

1035 (L#2) Remove 10 ml GW sample W-80 from VOA vial W-80C-1. Add int/surr stds. Load onto PT-5. FN: DPT646@13' / Lab ID: TT092418-W-80. 1045 Inject.

1041 Remove 3 ml GW sample W-89 from VOA vial W-89C-1. Add int/surr stds. Load onto PT-5. FN: DPT646@58' / Lab ID: TT092418-W-89. 1051 Inject.

1052 (L#2) Remove 10 ml GW sample W-80 from VOA vial W-80C-2. Add 100ng,int/surr stds. Load onto PT-5. FN: DPT646@13' / Lab ID: TT092418-W-80MS. 1102 Inject.

1100 Remove 3 ml GW sample W-91 from VOA vial W-91C-2. Add 100ng,int/surr stds. Load onto PT-5. FN: DPT646@68' / Lab ID: TT092418-W-91MS. 1110 Inject.

Sampler / Company On-site: Chuck Sorden - Tetratetch

Delays: _____

Weather: _____

Date: 10/1-2/18 Page 4 of 7

Signature: 

Important phone calls / Changes:

ANALYTICAL LABORATORIES OF FLORIDA

FIELD ACTIVITIES FORM

Project Name: LC34 ALF Project: TT092418

Address: KSC, FL.

PROJECT NOTES:

Method: EPA8260D; Target Compounds: Vinyl chloride, 1,1-dce, F113, c/t-12,DCE and TCE.

10/2/18 Activities: Lab#2/GC#8 and Lab#1/GC#5

1110 (L#2) Remove 10 ml GW sample W-81 from VOA vial W-81C-1. Add int/surr stds. Load onto PT-5. FN: DPT646@18' / Lab ID: TT092418-W-81. 1120 Inject.
1117 Remove 3 ml GW sample W-88 from VOA vial W-88C-1. Add int/surr stds. Load onto PT-5. FN: DPT646@53' / Lab ID: TT092418-W-88. 1127 Inject.
1129 (L#2) Remove 1 ml GW sample W-82 from VOA vial W-82C-1. Add int/surr stds. Load onto PT-5. FN: DPT646@23' / Lab ID: TT092418-W-82. 1139 Inject.
1134 Remove 3 ml GW sample W-87 from VOA vial W-87C-1. Add int/surr stds. Load onto PT-5. FN: DPT646@48' / Lab ID: TT092418-W-87. 1144 Inject.
1145 (L#2) Remove 0.25 ml GW sample W-83 from VOA vial W-83C-1. Add int/surr stds. Load onto PT-5. FN: DPT646@28' / Lab ID: TT092418-W-83. 1155 Inject.
1202 Remove 1 ml GW sample W-86 from VOA vial W-86C-1. Add int/surr stds. Load onto PT-5. FN: DPT646@43' / Lab ID: TT092418-W-86. 1212 Inject.
1204 (L#2) Remove 0.1 ml GW sample W-84 from VOA vial W-84C-1. Add int/surr stds. Load onto PT-5. FN: DPT646@33' / Lab ID: TT092418-W-84. 1214 Inject.
1220 Remove 0.251 ml GW sample W-85 from VOA vial W-85C-1. Add int/surr stds. Load onto PT-5. FN: DPT646@38' / Lab ID: TT092418-W-85. 1230 Inject.
1250 Received 6 GW samples from Chuck on ice. Temp = 67F. LC34-DPT647@73'(0805)/W111; @78'(0830)/W112 ; @83'(0905)/W113 ; @88'(0930)/W114 ; @93(1005)/W115
1250 Received 6 GW samples from Chuck on ice. LC34-DPT647@98'(1040)/W116
1342 Remove 5 ml GW sample W-93 from VOA vial W-93C-1. Add int/surr stds. Load onto PT-5. FN: DPT646@78' / Lab ID: TT092418-W-93. 1352 Inject.
1400 Remove 10 ml GW sample W-94 from VOA vial W-94C-1. Add int/surr stds. Load onto PT-5. FN: DPT646@83' / Lab ID: TT092418-W-94. 1410 Inject.
1418 Remove 10 ml GW sample W-95 from VOA vial W-95C-1. Add int/surr stds. Load onto PT-5. FN: DPT646@88' / Lab ID: TT092418-W-95. 1428 Inject.
1435 Remove 3 ml GW sample W-96 from VOA vial W-96C-1. Add int/surr stds. Load onto PT-5. FN: DPT646@93' / Lab ID: TT092418-W-96. 1445 Inject.
1454 Remove 10 ml GW sample W-97 from VOA vial W-97C-1. Add int/surr stds. Load onto PT-5. FN: DPT646@98' / Lab ID: TT092418-W-97. 1504 Inject.
1511 Remove 10 ml GW sample W-98 from VOA vial W-98C-1. Add int/surr stds. Load onto PT-5. FN: DPT647@8' / Lab ID: TT092418-W-98. 1521 Inject.
1529 Remove 10 ml GW sample W-99 from VOA vial W-99C-1. Add int/surr stds. Load onto PT-5. FN: DPT647@13' / Lab ID: TT092418-W-99. 1539 Inject.
1547 Remove 10 ml GW sample W-100 from VOA vial W-100C-1. Add int/surr stds. Load onto PT-5. FN: DPT647@18' / Lab ID: TT092418-W-100. 1557 Inject.
1603 Remove 0.5 ml GW sample W-101 from VOA vial W-101C-1. Add int/surr stds. Load onto PT-5. FN: DPT647@23' / Lab ID: TT092418-W-101. 1613 Inject.
1621 Remove 0.035 ml GW sample W-102 from VOA vial W-102C-1. Add int/surr stds. Load onto PT-5. FN: DPT647@28' / Lab ID: TT092418-W-102. 1631 Inject.
1638 Remove 0.1 ml GW sample W-103 from VOA vial W-103C-1. Add int/surr stds. Load onto PT-5. FN: DPT647@33' / Lab ID: TT092418-W-103. 1648 Inject.
1656 Remove 3 ml GW sample W-104 from VOA vial W-104C-1. Add int/surr stds. Load onto PT-5. FN: DPT647@38' / Lab ID: TT092418-W-104. 1706 Inject.
1724 Run method blank in (fn: 100218blk2.d) 10 ml H20. All analyte responses equal to or < 50% of lowest quantitation calibration standard.
1730 Received 15 GW samples from Chuck on ice. Temp = 69F. LC34-DPT648@8'(1330)/W117; @13'(1340)/W118 ; @18'(1350)/W119 ; @23'(1400)/W120 ; @28(1410)/W121
1730 Received 15 GW samples from Chuck on ice. LC34-DPT648@33'(1425)/W122; @38'(1440)/W123 ; @43'(1455)/W124 ; @48'(1510)/W125 ; @53(1530)/W126
1730 Received 15 GW samples from Chuck on ice. LC34-DPT648@58'(1550)/W127; @63'(1615)/W128 ; @68'(1640)/W129 ; @73'(1650)/W130 ; @78(1740)/W131
1741 Run 10ml H20 with 100ng spike (fn: 100218ccv2.d). All compound responses between within 20 % expected response and ion ratios within 30% expected ratio.
1747 Remove 10 ml GW sample W-105 from VOA vial W-105C-1. Add int/surr stds. Load onto PT-5. FN: DPT647@43' / Lab ID: TT092418-W-105. 1757 Inject.
1804 Remove 10 ml GW sample W-105 from VOA vial W-105C-2. Add 100ng,int/surr stds. Load onto PT-5. FN: DPT647@43' / Lab ID: TT092418-W-105MS. 1814 Inject.
1822 Remove 10 ml GW sample W-106 from VOA vial W-106C-1. Add int/surr stds. Load onto PT-5. FN: DPT647@48' / Lab ID: TT092418-W-106. 1832 Inject.
1839 Remove 10 ml GW sample W-107 from VOA vial W-107C-1. Add int/surr stds. Load onto PT-5. FN: DPT647@53' / Lab ID: TT092418-W-107. 1849 Inject.
1855 Remove 10 ml GW sample W-107 from VOA vial W-107C-2. Add int/surr stds. Load onto PT-5. FN: DPT647@53' / Lab ID: TT092418-W-107dup. 1905 Inject.
1912 Remove 10 ml GW sample W-108 from VOA vial W-108C-1. Add int/surr stds. Load onto PT-5. FN: DPT647@58' / Lab ID: TT092418-W-108. 1922 Inject.
1929 Remove 10 ml GW sample W-109 from VOA vial W-109C-1. Add int/surr stds. Load onto PT-5. FN: DPT647@63' / Lab ID: TT092418-W-109. 1939 Inject.
1945 Remove 10 ml GW sample W-110 from VOA vial W-110C-1. Add int/surr stds. Load onto PT-5. FN: DPT647@68' / Lab ID: TT092418-W-110. 1955 Inject.
2002 Remove 10 ml GW sample W-111 from VOA vial W-111C-1. Add int/surr stds. Load onto PT-5. FN: DPT647@73' / Lab ID: TT092418-W-111. 2012 Inject.
2019 Remove 10 ml GW sample W-112 from VOA vial W-112C-1. Add int/surr stds. Load onto PT-5. FN: DPT647@78' / Lab ID: TT092418-W-112. 2029 Inject.
2035 Remove 10 ml GW sample W-113 from VOA vial W-113C-1. Add int/surr stds. Load onto PT-5. FN: DPT647@83' / Lab ID: TT092418-W-113. 2045 Inject.
2048 Remove 10 ml GW sample W-114 from VOA vial W-114C-1. Add int/surr stds. Load onto PT-5. FN: DPT647@88' / Lab ID: TT092418-W-114. 2058 Inject.
2105 Remove 3 ml GW sample W-115 from VOA vial W-115C-1. Add int/surr stds. Load onto PT-5. FN: DPT647@93' / Lab ID: TT092418-W-115. 2115 Inject.
2123 Remove 10 ml GW sample W-116 from VOA vial W-116C-1. Add int/surr stds. Load onto PT-5. FN: DPT647@98' / Lab ID: TT092418-W-116. 2133 Inject.

10/3/18 Activities: Lab#1/GC#5

0752 Run BFB Dynamic hardware tune ; Refrigerator # 9 temp < -5C ; Ambient temp 75 F. JG Finneran C#340024-2895 lot# 7939162781V1
0754 Run method blank in (fn: 100318blk1.d) 10 ml H20. All analyte responses equal to or < 50% of lowest quantitation calibration standard.Tune Good.
0810 Run 10ml H20 with 100ng spike (fn: 100318ccv1.d). All compound responses between within 20 % expected response and ion ratios within 30% expected ratio.
0935 Received 4 GW samples from Chuck on ice. Temp = 72F. LC34-DPT648@83'(0755)/W132; @88'(0830)/W133 ; @93'(0900)/W134 ; @98'(0930)/W135
0959 Remove 10 ml GW sample W-117 from VOA vial W-117C-1. Add int/surr stds. Load onto PT-5. FN: DPT648@8' / Lab ID: TT092418-W-117. 1009 Inject.
1018 Remove 10 ml GW sample W-118 from VOA vial W-118C-1. Add int/surr stds. Load onto PT-5. FN: DPT648@13' / Lab ID: TT092418-W-118. 1028 Inject.
1037 Remove 10 ml GW sample W-118 from VOA vial W-118C-2. Add 100ng,int/surr stds. Load onto PT-5. FN: DPT648@13' / Lab ID: TT092418-W-118MS. 1047 Inject.
1055 Remove 10 ml GW sample W-119 from VOA vial W-119C-1. Add int/surr stds. Load onto PT-5. FN: DPT648@18' / Lab ID: TT092418-W-119. 1105 Inject.
1113 Remove 10 ml GW sample W-120 from VOA vial W-120C-1. Add int/surr stds. Load onto PT-5. FN: DPT648@23' / Lab ID: TT092418-W-120. 1123 Inject.
1130 Remove 10 ml GW sample W-119 from VOA vial W-119C-2. Add int/surr stds. Load onto PT-5. FN: DPT648@18' / Lab ID: TT092418-W-119dup. 1140 Inject.

Sampler / Company On-site: Chuck Sorden - Tetratetch

Delays: _____

Weather: _____

Date: 10/2-3/18 Page 5 of 7

Signature: 

Important phone calls / Changes:

ANALYTICAL LABORATORIES OF FLORIDA

FIELD ACTIVITIES FORM

Project Name: LC34 ALF Project: TT092418

Address: KSC, FL.

PROJECT NOTES:

Method: EPA8260D; Target Compounds: Vinyl chloride, 1,1-dce, F113, c/t-12,DCE and TCE.

10/3/18 Activities: Lab#1/GC#5

1129 (L#2) Remove 0.035 ml GW sample W-131 from VOA vial W-131C-1. Add int/surr stds. Load onto PT-5. FN: DPT648@78' / Lab ID: TT092418-W-131. 1139 Inject.
1150 Remove 10 ml GW sample W-121 from VOA vial W-121C-1. Add int/surr stds. Load onto PT-5. FN: DPT648@28' / Lab ID: TT092418-W-121. 1200 Inject.
1208 (L#2) Remove 0.035 ml GW sample W-130 from VOA vial W-130C-1. Add int/surr stds. Load onto PT-5. FN: DPT648@73' / Lab ID: TT092418-W-130. 1218 Inject.
1211 Remove 0.035 ml GW sample W-122 from VOA vial W-122C-1. Add int/surr stds. Load onto PT-5. FN: DPT648@33' / Lab ID: TT092418-W-122. 1221 Inject.
1226 (L#2) Remove 0.035 ml GW sample W-129 from VOA vial W-129C-1. Add int/surr stds. Load onto PT-5. FN: DPT648@68' / Lab ID: TT092418-W-129. 1236 Inject.
1231 Remove 0.002 ml GW sample W-123 from VOA vial W-123C-1. Add int/surr stds. Load onto PT-5. FN: DPT648@38' / Lab ID: TT092418-W-123. 1241 Inject.
1245 (L#2) Remove 0.001 ml GW sample W-128 from VOA vial W-128C-1. Add int/surr stds. Load onto PT-5. FN: DPT648@63' / Lab ID: TT092418-W-128. 1255 Inject.
1248 Remove 0.002 ml GW sample W-124 from VOA vial W-124C-1. Add int/surr stds. Load onto PT-5. FN: DPT648@43' / Lab ID: TT092418-W-124. 1258 Inject.
1305 (L#2) Remove 0.001 ml GW sample W-127 from VOA vial W-127C-1. Add int/surr stds. Load onto PT-5. FN: DPT648@58' / Lab ID: TT092418-W-127. 1315 Inject.
1308 Remove 0.001 ml GW sample W-125 from VOA vial W-125C-1. Add int/surr stds. Load onto PT-5. FN: DPT648@48' / Lab ID: TT092418-W-125. 1318 Inject.
1322 (L#2) Remove 0.005 ml GW sample W-126 from VOA vial W-126C-1. Add int/surr stds. Load onto PT-5. FN: DPT648@53' / Lab ID: TT092418-W-126. 1332 Inject.
1325 Remove 0.001 ml GW sample W-132 from VOA vial W-132C-1. Add int/surr stds. Load onto PT-5. FN: DPT648@83' / Lab ID: TT092418-W-132. 1335 Inject.
1340 (L#2) Remove 0.005 ml GW sample W-134 from VOA vial W-134C-1. Add int/surr stds. Load onto PT-5. FN: DPT648@93' / Lab ID: TT092418-W-134. 1350 Inject.
1343 Remove 0.010 ml GW sample W-133 from VOA vial W-133C-1. Add int/surr stds. Load onto PT-5. FN: DPT648@88' / Lab ID: TT092418-W-133. 1353 Inject.
1450 Received 8 GW samples from Chuck on ice. Temp = 71F. LC34-DPT649@8'(1300)/W136; @13'(1310)/W137 ; @18'(1320)/W138 ; @23'(1345)/W139
1450 Received 8 GW samples from Chuck on ice. LC34-DPT649@33(1400)/W140; @38'(1415)/W141 ; @43'(1430)/W142 ; @48'(1445)/W143
1514 Remove 0.035 ml GW sample W-135 from VOA vial W-135C-1. Add int/surr stds. Load onto PT-5. FN: DPT648@93' / Lab ID: TT092418-W-135. 1524 Inject.
1531 Remove 10 ml GW sample W-136 from VOA vial W-136C-1. Add int/surr stds. Load onto PT-5. FN: DPT649@8' / Lab ID: TT092418-W-136. 1541 Inject.
1548 Remove 10 ml GW sample W-137 from VOA vial W-137C-1. Add int/surr stds. Load onto PT-5. FN: DPT649@13' / Lab ID: TT092418-W-137. 1558 Inject.
1605 Remove 10 ml GW sample W-138 from VOA vial W-138C-1. Add int/surr stds. Load onto PT-5. FN: DPT649@18' / Lab ID: TT092418-W-138. 1615 Inject.
1622 Remove 10 ml GW sample W-139 from VOA vial W-139C-1. Add int/surr stds. Load onto PT-5. FN: DPT649@28' / Lab ID: TT092418-W-139. 1632 Inject.
1640 Remove 10 ml GW sample W-140 from VOA vial W-140C-1. Add int/surr stds. Load onto PT-5. FN: DPT649@33' / Lab ID: TT092418-W-140. 1650 Inject.
1658 Remove 3 ml GW sample W-141 from VOA vial W-141C-1. Add int/surr stds. Load onto PT-5. FN: DPT649@38' / Lab ID: TT092418-W-141. 1708 Inject.
1715 Remove 0.035 ml GW sample W-142 from VOA vial W-142C-1. Add int/surr stds. Load onto PT-5. FN: DPT649@43' / Lab ID: TT092418-W-142. 1725 Inject.
1732 Remove 0.001 ml GW sample W-143 from VOA vial W-143C-1. Add int/surr stds. Load onto PT-5. FN: DPT649@48' / Lab ID: TT092418-W-143. 1742 Inject.
1740 Received 5 GW samples from Chuck on ice. Temp = 73F. LC34-DPT649@53'(1500)/W144; @58'(1555)/W145 ; @63'(1615)/W146 ; @68'(1640)/W147;@73'(1710)/W148
1751 Remove 0.001 ml GW sample W-144 from VOA vial W-144C-1. Add int/surr stds. Load onto PT-5. FN: DPT649@53' / Lab ID: TT092418-W-144. 1801 Inject.
1808 Remove 0.002 ml GW sample W-145 from VOA vial W-145C-1. Add int/surr stds. Load onto PT-5. FN: DPT649@58' / Lab ID: TT092418-W-145. 1818 Inject.
1826 Remove 0.002 ml GW sample W-146 from VOA vial W-146C-1. Add int/surr stds. Load onto PT-5. FN: DPT649@63' / Lab ID: TT092418-W-146. 1836 Inject.
1843 Remove 0.003 ml GW sample W-147 from VOA vial W-147C-1. Add int/surr stds. Load onto PT-5. FN: DPT649@68' / Lab ID: TT092418-W-147. 1853 Inject.
1901 Remove 0.010 ml GW sample W-148 from VOA vial W-148C-1. Add int/surr stds. Load onto PT-5. FN: DPT649@73' / Lab ID: TT092418-W-148. 1911 Inject.

10/4/18 Activities: Lab#1/GC#5

0517 Run BFB Dynamic hardware tune ; Refrigerator # 9 temp < -5C ; Ambient temp 73F. JG Finneran C#340024-2895 lot# 7939162781V1
0525 Run method blank in (fn: 100418blk1.d) 10 ml H20. All analyte responses equal to or < 50% of lowest quantitation calibration standard.Tune Good.
0544 Run 10ml H20 with 100ng spike (fn: 100418ccv1.d). All compound responses between within 20 % expected response and ion ratios within 30% expected ratio.
0835 Received 2 GW samples from Chuck on ice. Temp = 78F. LC34-DPT649@78'(0800)/W149; @83'(0830)/W150
0908 Remove 0.035 ml GW sample W-149 from VOA vial W-149C-1. Add int/surr stds. Load onto PT-5. FN: DPT649@78' / Lab ID: TT092418-W-149. 0918 Inject.
0927 Remove 0.035 ml GW sample W-150 from VOA vial W-150C-1. Add int/surr stds. Load onto PT-5. FN: DPT649@83' / Lab ID: TT092418-W-150. 0937 Inject.
0945 Remove 0.1 ml GW sample W-149 from VOA vial W-149C-2. Add int/surr stds. Load onto PT-5. FN: DPT649@78' / Lab ID: TT092418-W-149dup. 0955 Inject.
1002 Remove 0.035 ml GW sample W-150 from VOA vial W-150C-2. Add 100ng,int/surr stds. Load onto PT-5. FN: DPT649@83' / Lab ID: TT092418-W-150MS. 1012 Inject.
1110 Received 2 GW samples from Chuck on ice. Temp = 78F. LC34-DPT649@88'(910)/W151; @93'(0940)/W152 ; @98'(1025)/W153
1133 Remove 0.25 ml GW sample W-151 from VOA vial W-151C-1. Add int/surr stds. Load onto PT-5. FN: DPT649@88' / Lab ID: TT092418-W-151. 1143 Inject.
1151 Remove 0.25 ml GW sample W-152 from VOA vial W-152C-1. Add int/surr stds. Load onto PT-5. FN: DPT649@93' / Lab ID: TT092418-W-152. 1201 Inject.
1209 Remove 0.25 ml GW sample W-153 from VOA vial W-153C-1. Add int/surr stds. Load onto PT-5. FN: DPT649@98' / Lab ID: TT092418-W-153. 1219 Inject.
1445 Received 4 GW samples from Chuck on ice. Temp = 76F. LC34-DPT650@8'(1415)/W154; @13'(1425)/W155 ; @18'(1435)/W156 ; @23'(1445)/W157
1513 Remove 10 ml GW sample W-154 from VOA vial W-154C-1. Add int/surr stds. Load onto PT-5. FN: DPT650@8' / Lab ID: TT092418-W-154. 1523 Inject.
1530 Remove 10 ml GW sample W-155 from VOA vial W-155C-1. Add int/surr stds. Load onto PT-5. FN: DPT650@13' / Lab ID: TT092418-W-155. 1540 Inject.
1549 Remove 10 ml GW sample W-156 from VOA vial W-156C-1. Add int/surr stds. Load onto PT-5. FN: DPT650@18' / Lab ID: TT092418-W-156. 1559 Inject.
1604 Remove 10 ml GW sample W-157 from VOA vial W-157C-1. Add int/surr stds. Load onto PT-5. FN: DPT650@23' / Lab ID: TT092418-W-157. 1614 Inject.
1615 Received 4 GW samples from Chuck on ice. Temp = 76F. LC34-DPT650@28'(1500)/W158; @33'(1515)/W159 ; @38'(1530)/W160 ; @43'(1545)/W161;@48'(1600)/W162
1620 Remove 3 ml GW sample W-158 from VOA vial W-158C-1. Add int/surr stds. Load onto PT-5. FN: DPT650@28' / Lab ID: TT092418-W-158. 1630 Inject.
1635 Remove 0.25 ml GW sample W-159 from VOA vial W-159C-1. Add int/surr stds. Load onto PT-5. FN: DPT650@33' / Lab ID: TT092418-W-159. 1645 Inject.

Sampler / Company On-site: Chuck Sorden - Tetratetch

Delays:

Weather:

Date: 10/3-4/18 Page 6 of 7

Signature:

Important phone calls / Changes:

ANALYTICAL LABORATORIES OF FLORIDA

FIELD ACTIVITIES FORM

Project Name: LC34 ALF Project: TT092418

Address: KSC, FL.

PROJECT NOTES:

Method: EPA8260D; Target Compounds: Vinyl chloride, 1,1-dce, F113, c/t-12,DCE and TCE.

10/4/18 Activities: Lab#1/GC#5

1650 Remove 3 ml GW sample W-159 from VOA vial W-159C-2. Add int/surr stds. Load onto PT-5. FN: DPT650@33' / Lab ID: TT092418-W-159r. 1700 Inject.
1706 Remove 0.25 ml GW sample W-160 from VOA vial W-160C-1. Add int/surr stds. Load onto PT-5. FN: DPT650@38' / Lab ID: TT092418-W-160. 1716 Inject.
1722 Remove 0.035 ml GW sample W-161 from VOA vial W-161C-1. Add int/surr stds. Load onto PT-5. FN: DPT650@43' / Lab ID: TT092418-W-161. 1732 Inject.
1736 Remove 0.035 ml GW sample W-162 from VOA vial W-162C-1. Add int/surr stds. Load onto PT-5. FN: DPT650@48' / Lab ID: TT092418-W-162. 1746 Inject.
1730 Received 4 GW samples from Chuck on ice. Temp = 76F. LC34-DPT650@53'(1630)/W163; @58'(1645)/W164 ; @63'(1710)/W165 ; @68'(1730)/W166

10/5/18 Activities:

0743 Run BFB Dynamic hardware tune ; Refrigerator # 9 temp < -5C ; Ambient temp 79F. JG Finneran C#340024-2895 lot# 7939162781V1
0748 Run method blank in (fn: 100518blk1.d) 10 ml H20. All analyte responses equal to or < 50% of lowest quantitation calibration standard.Tune Good.
0804 Run 10ml H20 with 100ng spike (fn: 100518ccv1.d). All compound responses between within 20 % expected response and ion ratios within 30% expected ratio.
0807 Rec 1 GW sample (2 @ 40 ml VOA vials) from CS on ice. Field No. LC34-DPT650@73' (0800); LabID TT092418-W167
0811 Remove 0.010 ml GW sample W-163 from VOA vial W-163C-1. Add int/surr stds. Load onto PT-5. FN: DPT650@53' / Lab ID: TT092418-W-163. 0821 Inject.
0829 Remove 0.005 ml GW sample W-164 from VOA vial W-164C-1. Add int/surr stds. Load onto PT-5. FN: DPT650@58' / Lab ID: TT092418-W-164. 0839 Inject.
0835 Rec 1 GW sample (2 @ 40 ml VOA vials) from CS on ice. Field No. LC34-DPT650@78' (0830); LabID TT092418-W168
0849 Remove 0.003 ml GW sample W-163 from VOA vial W-163C-2. Add int/surr stds. Load onto PT-5. FN: DPT650@53' / Lab ID: TT092418-W-163dup. 0859 Inject.
0905 Rec 1 GW sample (2 @ 40 ml VOA vials) from CS on ice. Field No. LC34-DPT650@83' (0855); LabID TT092418-W169
0907 Remove 0.001 ml GW sample W-165 from VOA vial W-165C-1. Add int/surr stds. Load onto PT-5. FN: DPT650@63' / Lab ID: TT092418-W-165. 0917 Inject.
0926 Remove 0.002 ml GW sample W-166 from VOA vial W-166C-1. Add int/surr stds. Load onto PT-5. FN: DPT650@68' / Lab ID: TT092418-W-166. 0936 Inject.
0930 Rec 1 GW sample (2 @ 40 ml VOA vials) from CS on ice. Field No. LC34-DPT650@88' (0925); LabID TT092418-W170
0944 Remove 0.003 ml GW sample W-167 from VOA vial W-167C-1. Add int/surr stds. Load onto PT-5. FN: DPT650@73' / Lab ID: TT092418-W-167. 0954 Inject.
1001 Remove 0.010 ml GW sample W-168 from VOA vial W-168C-1. Add int/surr stds. Load onto PT-5. FN: DPT650@78' / Lab ID: TT092418-W-168. 1011 Inject.
1019 Remove 0.010 ml GW sample W-169 from VOA vial W-169C-1. Add int/surr stds. Load onto PT-5. FN: DPT650@83' / Lab ID: TT092418-W-169. 1029 Inject.
1025 Rec 1 GW sample (2 @ 40 ml VOA vials) from CS on ice. Field No. LC34-DPT650@93' (1020); LabID TT092418-W171
1035 Remove 0.035 ml GW sample W-170 from VOA vial W-170C-1. Add int/surr stds. Load onto PT-5. FN: DPT650@88' / Lab ID: TT092418-W-170. 1045 Inject.
1050 Rec 1 GW sample (2 @ 40 ml VOA vials) from CS on ice. Field No. LC34-DPT650@98' (1045); LabID TT092418-W172
1053 Remove 0.020 ml GW sample W-171 from VOA vial W-171C-1. Add int/surr stds. Load onto PT-5. FN: DPT650@93' / Lab ID: TT092418-W-171. 1103 Inject.
1113 Remove 0.010 ml GW sample W-172 from VOA vial W-172C-1. Add int/surr stds. Load onto PT-5. FN: DPT650@98' / Lab ID: TT092418-W-172. 1123 Inject.
1328 Rec 1 GW sample (2 @ 40 ml VOA vials) from CS on ice. Field No. LC34-DPT651@8' (1325); LabID TT092418-W173
1330 Remove 10 ml GW sample W-173 from VOA vial W-173C-1. Add int/surr stds. Load onto PT-5. FN: DPT651@8' / Lab ID: TT092418-W-173. 1340 Inject.
1340 Rec 1 GW sample (2 @ 40 ml VOA vials) from CS on ice. Field No. LC34-DPT651@13' (1335); LabID TT092418-W174
1346 Remove 10 ml GW sample W-173 from VOA vial W-173C-2. Add 100ng,int/surr stds. Load onto PT-5. FN: DPT651@8' / Lab ID: TT092418-W-173MS. 1356 Inject.
1350 Rec 1 GW sample (2 @ 40 ml VOA vials) from CS on ice. Field No. LC34-DPT651@18' (1345); LabID TT092418-W175
1400 Rec 1 GW sample (2 @ 40 ml VOA vials) from CS on ice. Field No. LC34-DPT651@23' (1355); LabID TT092418-W176
1402 Remove 10 ml GW sample W-174 from VOA vial W-174C-1. Add int/surr stds. Load onto PT-5. FN: DPT651@13' / Lab ID: TT092418-W-174. 1412 Inject.
1410 Rec 1 GW sample (2 @ 40 ml VOA vials) from CS on ice. Field No. LC34-DPT651@28' (1405); LabID TT092418-W177
1418 Remove 10 ml GW sample W-175 from VOA vial W-175C-1. Add int/surr stds. Load onto PT-5. FN: DPT651@18' / Lab ID: TT092418-W-175. 1428 Inject.
1425 Rec 1 GW sample (2 @ 40 ml VOA vials) from CS on ice. Field No. LC34-DPT651@33' (1420); LabID TT092418-W178
1435 Remove 10 ml GW sample W-176 from VOA vial W-176C-1. Add int/surr stds. Load onto PT-5. FN: DPT651@23' / Lab ID: TT092418-W-176. 1445 Inject.
1440 Rec 1 GW sample (2 @ 40 ml VOA vials) from CS on ice. Field No. LC34-DPT651@38' (1435); LabID TT092418-W179
1451 Remove 10 ml GW sample W-177 from VOA vial W-177C-1. Add int/surr stds. Load onto PT-5. FN: DPT651@28' / Lab ID: TT092418-W-177. 1501 Inject.
1455 Rec 1 GW sample (2 @ 40 ml VOA vials) from CS on ice. Field No. LC34-DPT651@43' (1450); LabID TT092418-W180
1507 Remove 3 ml GW sample W-178 from VOA vial W-178C-1. Add int/surr stds. Load onto PT-5. FN: DPT651@33' / Lab ID: TT092418-W-178. 1517 Inject.
1510 Rec 1 GW sample (2 @ 40 ml VOA vials) from CS on ice. Field No. LC34-DPT651@48' (1505); LabID TT092418-W181
1524 Remove 0.5 ml GW sample W-179 from VOA vial W-179C-1. Add int/surr stds. Load onto PT-5. FN: DPT651@38' / Lab ID: TT092418-W-179. 1534 Inject.
1540 Remove 0.003 ml GW sample W-180 from VOA vial W-180C-1. Add int/surr stds. Load onto PT-5. FN: DPT651@43' / Lab ID: TT092418-W-180. 1550 Inject.
1557 Remove 0.001 ml GW sample W-181 from VOA vial W-181C-1. Add int/surr stds. Load onto PT-5. FN: DPT651@48' / Lab ID: TT092418-W-181. 1607 Inject.
1610 Discard samples in IDW drum.
%
%
%
%
%
%

Sampler / Company On-site: Chuck Sorden - Tetratetch

Delays: _____

Weather: _____

Date: 10/4-5/18 Page 7 of 7

Signature: 

Important phone calls / Changes:

Analytical Laboratories of Florida, Inc.
TT092418 Lab Report

Sample	Matrix	Sample Date	Top Depth	Bottom Depth	SDG	Parameter	CAS	Lab Result	Lab Qualifier	Units
LC34-DPT0642-008.0-20180924	GW	9/24/2018	6	10	TT092418L	CIS-1,2-DICHLOROETHENE	156-59-2	1	U	UG/L
LC34-DPT0642-013.0-20180924	GW	9/24/2018	11	15	TT092418L	1,1,2-TRICHLOROTRIFLUOROETHANE	76-13-1	1	U	UG/L
LC34-DPT0642-013.0-20180924	GW	9/24/2018	11	15	TT092418L	TRICHLOROETHENE	79-01-6	1	U	UG/L
LC34-DPT0642-018.0-20180924	GW	9/24/2018	16	20	TT092418L	CIS-1,2-DICHLOROETHENE	156-59-2	23		UG/L
LC34-DPT0642-023.0-20180924	GW	9/24/2018	21	25	TT092418L	1,1,2-TRICHLOROTRIFLUOROETHANE	76-13-1	1	U	UG/L
LC34-DPT0642-023.0-20180924	GW	9/24/2018	21	25	TT092418L	TRICHLOROETHENE	79-01-6	1	U	UG/L
LC34-DPT0642-028.0-20180924	GW	9/24/2018	26	30	TT092418L	CIS-1,2-DICHLOROETHENE	156-59-2	3	U	UG/L
LC34-DPT0642-033.0-20180924	GW	9/24/2018	31	35	TT092418L	1,1,2-TRICHLOROTRIFLUOROETHANE	76-13-1	3	U	UG/L
LC34-DPT0642-033.0-20180924	GW	9/24/2018	31	35	TT092418L	TRICHLOROETHENE	79-01-6	3	U	UG/L
LC34-DPT0642-038.0-20180924	GW	9/24/2018	36	40	TT092418L	CIS-1,2-DICHLOROETHENE	156-59-2	1000		UG/L
LC34-DPT0642-043.0-20180924	GW	9/24/2018	41	45	TT092418L	1,1,2-TRICHLOROTRIFLUOROETHANE	76-13-1	290	U	UG/L
LC34-DPT0642-043.0-20180924	GW	9/24/2018	41	45	TT092418L	TRICHLOROETHENE	79-01-6	290	U	UG/L
LC34-DPT0642-048.0-20180924	GW	9/24/2018	46	50	TT092418L	CIS-1,2-DICHLOROETHENE	156-59-2	32		UG/L
LC34-DPT0642-053.0-20180924	GW	9/24/2018	51	55	TT092418L	1,1,2-TRICHLOROTRIFLUOROETHANE	76-13-1	3	U	UG/L
LC34-DPT0642-053.0-20180924	GW	9/24/2018	51	55	TT092418L	TRICHLOROETHENE	79-01-6	3	U	UG/L
LC34-DPT0642-058.0-20180924	GW	9/24/2018	56	60	TT092418L	CIS-1,2-DICHLOROETHENE	156-59-2	3	U	UG/L
LC34-DPT0642-063.0-20180924	GW	9/24/2018	61	65	TT092418L	1,1,2-TRICHLOROTRIFLUOROETHANE	76-13-1	3	U	UG/L
LC34-DPT0642-063.0-20180924	GW	9/24/2018	61	65	TT092418L	TRICHLOROETHENE	79-01-6	3	U	UG/L
LC34-DPT0642-068.0-20180924	GW	9/24/2018	66	70	TT092418L	CIS-1,2-DICHLOROETHENE	156-59-2	2		UG/L
LC34-DPT0642-073.0-20180924	GW	9/24/2018	71	75	TT092418L	1,1,2-TRICHLOROTRIFLUOROETHANE	76-13-1	1	U	UG/L
LC34-DPT0642-073.0-20180924	GW	9/24/2018	71	75	TT092418L	TRICHLOROETHENE	79-01-6	1	U	UG/L
LC34-DPT0642-078.0-20180924	GW	9/24/2018	76	80	TT092418L	CIS-1,2-DICHLOROETHENE	156-59-2	940		UG/L
LC34-DPT0642-083.0-20180924	GW	9/24/2018	81	85	TT092418L	1,1,2-TRICHLOROTRIFLUOROETHANE	76-13-1	3	U	UG/L
LC34-DPT0642-083.0-20180924	GW	9/24/2018	81	85	TT092418L	TRICHLOROETHENE	79-01-6	12		UG/L
LC34-DPT0642-088.0-20180924	GW	9/24/2018	86	90	TT092418L	CIS-1,2-DICHLOROETHENE	156-59-2	11		UG/L
LC34-DPT0642-093.0-20180925	GW	9/25/2018	91	95	TT092418L	1,1,2-TRICHLOROTRIFLUOROETHANE	76-13-1	1	U	UG/L
LC34-DPT0642-093.0-20180925	GW	9/25/2018	91	95	TT092418L	TRICHLOROETHENE	79-01-6	1		UG/L
LC34-DPT0642-098.0-20180925	GW	9/25/2018	96	100	TT092418L	CIS-1,2-DICHLOROETHENE	156-59-2	3		UG/L
LC34-DPT0642-103.0-20180925	GW	9/25/2018	101	105	TT092418L	1,1,2-TRICHLOROTRIFLUOROETHANE	76-13-1	1	U	UG/L
LC34-DPT0642-103.0-20180925	GW	9/25/2018	101	105	TT092418L	TRICHLOROETHENE	79-01-6	27		UG/L
LC34-DPT0643-008.0-20180925	GW	9/25/2018	6	10	TT092418L	CIS-1,2-DICHLOROETHENE	156-59-2	1	U	UG/L
LC34-DPT0643-013.0-20180925	GW	9/25/2018	11	15	TT092418L	1,1,2-TRICHLOROTRIFLUOROETHANE	76-13-1	1	U	UG/L
LC34-DPT0643-013.0-20180925	GW	9/25/2018	11	15	TT092418L	TRICHLOROETHENE	79-01-6	1	U	UG/L
LC34-DPT0643-018.0-20180925	GW	9/25/2018	16	20	TT092418L	CIS-1,2-DICHLOROETHENE	156-59-2	260		UG/L
LC34-DPT0643-023.0-20180925	GW	9/25/2018	21	25	TT092418L	1,1,2-TRICHLOROTRIFLUOROETHANE	76-13-1	40	U	UG/L
LC34-DPT0643-023.0-20180925	GW	9/25/2018	21	25	TT092418L	TRICHLOROETHENE	79-01-6	40	U	UG/L
LC34-DPT0643-028.0-20180925	GW	9/25/2018	26	30	TT092418L	CIS-1,2-DICHLOROETHENE	156-59-2	70		UG/L
LC34-DPT0643-033.0-20180925	GW	9/25/2018	31	35	TT092418L	1,1,2-TRICHLOROTRIFLUOROETHANE	76-13-1	290	U	UG/L
LC34-DPT0643-033.0-20180925	GW	9/25/2018	31	35	TT092418L	TRICHLOROETHENE	79-01-6	290	U	UG/L
LC34-DPT0643-038.0-20180925	GW	9/25/2018	36	40	TT092418L	CIS-1,2-DICHLOROETHENE	156-59-2	20	U	UG/L

Sample	Matrix	Sample Date	Top Depth	Bottom Depth	SDG	Parameter	CAS	Lab Result	Lab Qualifier	Units
LC34-DPT0643-043.0-20180925	GW	9/25/2018	41	45	TT092418L	1,1,2-TRICHLOROTRIFLUOROETHANE	76-13-1	3	U	UG/L
LC34-DPT0643-043.0-20180925	GW	9/25/2018	41	45	TT092418L	TRICHLOROETHENE	79-01-6	3	U	UG/L
LC34-DPT0643-048.0-20180925	GW	9/25/2018	46	50	TT092418L	CIS-1,2-DICHLOROETHENE	156-59-2	1	U	UG/L
LC34-DPT0643-053.0-20180925	GW	9/25/2018	51	55	TT092418L	1,1,2-TRICHLOROTRIFLUOROETHANE	76-13-1	1	U	UG/L
LC34-DPT0643-053.0-20180925	GW	9/25/2018	51	55	TT092418L	TRICHLOROETHENE	79-01-6	1	U	UG/L
LC34-DPT0643-058.0-20180925	GW	9/25/2018	56	60	TT092418L	CIS-1,2-DICHLOROETHENE	156-59-2	1	U	UG/L
LC34-DPT0643-063.0-20180925	GW	9/25/2018	61	65	TT092418L	1,1,2-TRICHLOROTRIFLUOROETHANE	76-13-1	1	U	UG/L
LC34-DPT0643-063.0-20180925	GW	9/25/2018	61	65	TT092418L	TRICHLOROETHENE	79-01-6	1	U	UG/L
LC34-DPT0643-068.0-20180925	GW	9/25/2018	66	70	TT092418L	CIS-1,2-DICHLOROETHENE	156-59-2	1	U	UG/L
LC34-DPT0643-073.0-20180925	GW	9/25/2018	71	75	TT092418L	1,1,2-TRICHLOROTRIFLUOROETHANE	76-13-1	1	U	UG/L
LC34-DPT0643-073.0-20180925	GW	9/25/2018	71	75	TT092418L	TRICHLOROETHENE	79-01-6	1	U	UG/L
LC34-DPT0643-078.0-20180925	GW	9/25/2018	76	80	TT092418L	CIS-1,2-DICHLOROETHENE	156-59-2	340		UG/L
LC34-DPT0643-083.0-20180925	GW	9/25/2018	81	85	TT092418L	1,1,2-TRICHLOROTRIFLUOROETHANE	76-13-1	2	U	UG/L
LC34-DPT0643-083.0-20180925	GW	9/25/2018	81	85	TT092418L	TRICHLOROETHENE	79-01-6	2	U	UG/L
LC34-DPT0643-088.0-20180925	GW	9/25/2018	86	90	TT092418L	CIS-1,2-DICHLOROETHENE	156-59-2	3	U	UG/L
LC34-DPT0642-008.0-20180924	GW	9/24/2018	6	10	TT092418L	1,1-DICHLOROETHENE	75-35-4	1	U	UG/L
LC34-DPT0642-008.0-20180924	GW	9/24/2018	6	10	TT092418L	VINYL CHLORIDE	75-01-4	1	U	UG/L
LC34-DPT0642-013.0-20180924	GW	9/24/2018	11	15	TT092418L	TRANS-1,2-DICHLOROETHENE	156-60-5	1	U	UG/L
LC34-DPT0642-018.0-20180924	GW	9/24/2018	16	20	TT092418L	1,1-DICHLOROETHENE	75-35-4	1	U	UG/L
LC34-DPT0642-018.0-20180924	GW	9/24/2018	16	20	TT092418L	VINYL CHLORIDE	75-01-4	200		UG/L
LC34-DPT0642-023.0-20180924	GW	9/24/2018	21	25	TT092418L	TRANS-1,2-DICHLOROETHENE	156-60-5	1		UG/L
LC34-DPT0642-028.0-20180924	GW	9/24/2018	26	30	TT092418L	1,1-DICHLOROETHENE	75-35-4	3	U	UG/L
LC34-DPT0642-028.0-20180924	GW	9/24/2018	26	30	TT092418L	VINYL CHLORIDE	75-01-4	190		UG/L
LC34-DPT0642-033.0-20180924	GW	9/24/2018	31	35	TT092418L	TRANS-1,2-DICHLOROETHENE	156-60-5	270		UG/L
LC34-DPT0642-038.0-20180924	GW	9/24/2018	36	40	TT092418L	1,1-DICHLOROETHENE	75-35-4	290	U	UG/L
LC34-DPT0642-038.0-20180924	GW	9/24/2018	36	40	TT092418L	VINYL CHLORIDE	75-01-4	37000		UG/L
LC34-DPT0642-043.0-20180924	GW	9/24/2018	41	45	TT092418L	TRANS-1,2-DICHLOROETHENE	156-60-5	290	U	UG/L
LC34-DPT0642-048.0-20180924	GW	9/24/2018	46	50	TT092418L	1,1-DICHLOROETHENE	75-35-4	3	U	UG/L
LC34-DPT0642-048.0-20180924	GW	9/24/2018	46	50	TT092418L	VINYL CHLORIDE	75-01-4	440		UG/L
LC34-DPT0642-053.0-20180924	GW	9/24/2018	51	55	TT092418L	TRANS-1,2-DICHLOROETHENE	156-60-5	3	U	UG/L
LC34-DPT0642-058.0-20180924	GW	9/24/2018	56	60	TT092418L	1,1-DICHLOROETHENE	75-35-4	3	U	UG/L
LC34-DPT0642-058.0-20180924	GW	9/24/2018	56	60	TT092418L	VINYL CHLORIDE	75-01-4	12		UG/L
LC34-DPT0642-063.0-20180924	GW	9/24/2018	61	65	TT092418L	TRANS-1,2-DICHLOROETHENE	156-60-5	3	U	UG/L
LC34-DPT0642-068.0-20180924	GW	9/24/2018	66	70	TT092418L	1,1-DICHLOROETHENE	75-35-4	1	U	UG/L
LC34-DPT0642-068.0-20180924	GW	9/24/2018	66	70	TT092418L	VINYL CHLORIDE	75-01-4	21		UG/L
LC34-DPT0642-073.0-20180924	GW	9/24/2018	71	75	TT092418L	TRANS-1,2-DICHLOROETHENE	156-60-5	5		UG/L
LC34-DPT0642-078.0-20180924	GW	9/24/2018	76	80	TT092418L	1,1-DICHLOROETHENE	75-35-4	10	U	UG/L
LC34-DPT0642-078.0-20180924	GW	9/24/2018	76	80	TT092418L	VINYL CHLORIDE	75-01-4	12		UG/L
LC34-DPT0642-083.0-20180924	GW	9/24/2018	81	85	TT092418L	TRANS-1,2-DICHLOROETHENE	156-60-5	3	U	UG/L
LC34-DPT0642-088.0-20180924	GW	9/24/2018	86	90	TT092418L	1,1-DICHLOROETHENE	75-35-4	3	U	UG/L

Sample	Matrix	Sample Date	Top Depth	Bottom Depth	SDG	Parameter	CAS	Lab Result	Lab Qualifier	Units
LC34-DPT0642-088.0-20180924	GW	9/24/2018	86	90	TT092418L	VINYL CHLORIDE	75-01-4	23		UG/L
LC34-DPT0642-093.0-20180925	GW	9/25/2018	91	95	TT092418L	TRANS-1,2-DICHLOROETHENE	156-60-5	1	U	UG/L
LC34-DPT0642-098.0-20180925	GW	9/25/2018	96	100	TT092418L	1,1-DICHLOROETHENE	75-35-4	1	U	UG/L
LC34-DPT0642-098.0-20180925	GW	9/25/2018	96	100	TT092418L	VINYL CHLORIDE	75-01-4	13		UG/L
LC34-DPT0642-103.0-20180925	GW	9/25/2018	101	105	TT092418L	TRANS-1,2-DICHLOROETHENE	156-60-5	1	U	UG/L
LC34-DPT0643-008.0-20180925	GW	9/25/2018	6	10	TT092418L	1,1-DICHLOROETHENE	75-35-4	1	U	UG/L
LC34-DPT0643-008.0-20180925	GW	9/25/2018	6	10	TT092418L	VINYL CHLORIDE	75-01-4	1	U	UG/L
LC34-DPT0643-013.0-20180925	GW	9/25/2018	11	15	TT092418L	TRANS-1,2-DICHLOROETHENE	156-60-5	1	U	UG/L
LC34-DPT0643-018.0-20180925	GW	9/25/2018	16	20	TT092418L	1,1-DICHLOROETHENE	75-35-4	40	U	UG/L
LC34-DPT0643-018.0-20180925	GW	9/25/2018	16	20	TT092418L	VINYL CHLORIDE	75-01-4	2900		UG/L
LC34-DPT0643-023.0-20180925	GW	9/25/2018	21	25	TT092418L	TRANS-1,2-DICHLOROETHENE	156-60-5	58		UG/L
LC34-DPT0643-028.0-20180925	GW	9/25/2018	26	30	TT092418L	1,1-DICHLOROETHENE	75-35-4	40	U	UG/L
LC34-DPT0643-028.0-20180925	GW	9/25/2018	26	30	TT092418L	VINYL CHLORIDE	75-01-4	12700	J	UG/L
LC34-DPT0643-033.0-20180925	GW	9/25/2018	31	35	TT092418L	TRANS-1,2-DICHLOROETHENE	156-60-5	290	U	UG/L
LC34-DPT0643-038.0-20180925	GW	9/25/2018	36	40	TT092418L	1,1-DICHLOROETHENE	75-35-4	20	U	UG/L
LC34-DPT0643-038.0-20180925	GW	9/25/2018	36	40	TT092418L	VINYL CHLORIDE	75-01-4	5000		UG/L
LC34-DPT0643-043.0-20180925	GW	9/25/2018	41	45	TT092418L	TRANS-1,2-DICHLOROETHENE	156-60-5	3	U	UG/L
LC34-DPT0643-048.0-20180925	GW	9/25/2018	46	50	TT092418L	1,1-DICHLOROETHENE	75-35-4	1	U	UG/L
LC34-DPT0643-048.0-20180925	GW	9/25/2018	46	50	TT092418L	VINYL CHLORIDE	75-01-4	3		UG/L
LC34-DPT0643-053.0-20180925	GW	9/25/2018	51	55	TT092418L	TRANS-1,2-DICHLOROETHENE	156-60-5	1	U	UG/L
LC34-DPT0643-058.0-20180925	GW	9/25/2018	56	60	TT092418L	1,1-DICHLOROETHENE	75-35-4	1	U	UG/L
LC34-DPT0643-058.0-20180925	GW	9/25/2018	56	60	TT092418L	VINYL CHLORIDE	75-01-4	4		UG/L
LC34-DPT0643-063.0-20180925	GW	9/25/2018	61	65	TT092418L	TRANS-1,2-DICHLOROETHENE	156-60-5	4		UG/L
LC34-DPT0643-068.0-20180925	GW	9/25/2018	66	70	TT092418L	1,1-DICHLOROETHENE	75-35-4	1	U	UG/L
LC34-DPT0643-068.0-20180925	GW	9/25/2018	66	70	TT092418L	VINYL CHLORIDE	75-01-4	9		UG/L
LC34-DPT0643-073.0-20180925	GW	9/25/2018	71	75	TT092418L	TRANS-1,2-DICHLOROETHENE	156-60-5	2		UG/L
LC34-DPT0643-078.0-20180925	GW	9/25/2018	76	80	TT092418L	1,1-DICHLOROETHENE	75-35-4	3	U	UG/L
LC34-DPT0643-078.0-20180925	GW	9/25/2018	76	80	TT092418L	VINYL CHLORIDE	75-01-4	3	U	UG/L
LC34-DPT0643-083.0-20180925	GW	9/25/2018	81	85	TT092418L	TRANS-1,2-DICHLOROETHENE	156-60-5	2	U	UG/L
LC34-DPT0643-088.0-20180925	GW	9/25/2018	86	90	TT092418L	1,1-DICHLOROETHENE	75-35-4	3	U	UG/L
LC34-DPT0643-088.0-20180925	GW	9/25/2018	86	90	TT092418L	VINYL CHLORIDE	75-01-4	280		UG/L
LC34-DPT0642-008.0-20180924	GW	9/24/2018	6	10	TT092418L	TRANS-1,2-DICHLOROETHENE	156-60-5	1	U	UG/L
LC34-DPT0642-013.0-20180924	GW	9/24/2018	11	15	TT092418L	1,1-DICHLOROETHENE	75-35-4	1	U	UG/L
LC34-DPT0642-013.0-20180924	GW	9/24/2018	11	15	TT092418L	VINYL CHLORIDE	75-01-4	60		UG/L
LC34-DPT0642-018.0-20180924	GW	9/24/2018	16	20	TT092418L	TRANS-1,2-DICHLOROETHENE	156-60-5	1	U	UG/L
LC34-DPT0642-023.0-20180924	GW	9/24/2018	21	25	TT092418L	1,1-DICHLOROETHENE	75-35-4	1	U	UG/L
LC34-DPT0642-023.0-20180924	GW	9/24/2018	21	25	TT092418L	VINYL CHLORIDE	75-01-4	290		UG/L
LC34-DPT0642-028.0-20180924	GW	9/24/2018	26	30	TT092418L	TRANS-1,2-DICHLOROETHENE	156-60-5	65		UG/L
LC34-DPT0642-033.0-20180924	GW	9/24/2018	31	35	TT092418L	1,1-DICHLOROETHENE	75-35-4	3	U	UG/L
LC34-DPT0642-033.0-20180924	GW	9/24/2018	31	35	TT092418L	VINYL CHLORIDE	75-01-4	25100		UG/L

Sample	Matrix	Sample Date	Top Depth	Bottom Depth	SDG	Parameter	CAS	Lab Result	Lab Qualifier	Units
LC34-DPT0642-038.0-20180924	GW	9/24/2018	36	40	TT092418L	TRANS-1,2-DICHLOROETHENE	156-60-5	290	U	UG/L
LC34-DPT0642-043.0-20180924	GW	9/24/2018	41	45	TT092418L	1,1-DICHLOROETHENE	75-35-4	290	U	UG/L
LC34-DPT0642-043.0-20180924	GW	9/24/2018	41	45	TT092418L	VINYL CHLORIDE	75-01-4	24200		UG/L
LC34-DPT0642-048.0-20180924	GW	9/24/2018	46	50	TT092418L	TRANS-1,2-DICHLOROETHENE	156-60-5	3	U	UG/L
LC34-DPT0642-053.0-20180924	GW	9/24/2018	51	55	TT092418L	1,1-DICHLOROETHENE	75-35-4	3	U	UG/L
LC34-DPT0642-053.0-20180924	GW	9/24/2018	51	55	TT092418L	VINYL CHLORIDE	75-01-4	390		UG/L
LC34-DPT0642-058.0-20180924	GW	9/24/2018	56	60	TT092418L	TRANS-1,2-DICHLOROETHENE	156-60-5	3	U	UG/L
LC34-DPT0642-063.0-20180924	GW	9/24/2018	61	65	TT092418L	1,1-DICHLOROETHENE	75-35-4	3	U	UG/L
LC34-DPT0642-063.0-20180924	GW	9/24/2018	61	65	TT092418L	VINYL CHLORIDE	75-01-4	8		UG/L
LC34-DPT0642-068.0-20180924	GW	9/24/2018	66	70	TT092418L	TRANS-1,2-DICHLOROETHENE	156-60-5	1	U	UG/L
LC34-DPT0642-073.0-20180924	GW	9/24/2018	71	75	TT092418L	1,1-DICHLOROETHENE	75-35-4	1	U	UG/L
LC34-DPT0642-073.0-20180924	GW	9/24/2018	71	75	TT092418L	VINYL CHLORIDE	75-01-4	36		UG/L
LC34-DPT0642-078.0-20180924	GW	9/24/2018	76	80	TT092418L	TRANS-1,2-DICHLOROETHENE	156-60-5	29		UG/L
LC34-DPT0642-083.0-20180924	GW	9/24/2018	81	85	TT092418L	1,1-DICHLOROETHENE	75-35-4	3	U	UG/L
LC34-DPT0642-083.0-20180924	GW	9/24/2018	81	85	TT092418L	VINYL CHLORIDE	75-01-4	3	U	UG/L
LC34-DPT0642-088.0-20180924	GW	9/24/2018	86	90	TT092418L	TRANS-1,2-DICHLOROETHENE	156-60-5	3	U	UG/L
LC34-DPT0642-093.0-20180925	GW	9/25/2018	91	95	TT092418L	1,1-DICHLOROETHENE	75-35-4	1	U	UG/L
LC34-DPT0642-093.0-20180925	GW	9/25/2018	91	95	TT092418L	VINYL CHLORIDE	75-01-4	22		UG/L
LC34-DPT0642-098.0-20180925	GW	9/25/2018	96	100	TT092418L	TRANS-1,2-DICHLOROETHENE	156-60-5	1	U	UG/L
LC34-DPT0642-103.0-20180925	GW	9/25/2018	101	105	TT092418L	1,1-DICHLOROETHENE	75-35-4	1	U	UG/L
LC34-DPT0642-103.0-20180925	GW	9/25/2018	101	105	TT092418L	VINYL CHLORIDE	75-01-4	14		UG/L
LC34-DPT0643-008.0-20180925	GW	9/25/2018	6	10	TT092418L	TRANS-1,2-DICHLOROETHENE	156-60-5	1	U	UG/L
LC34-DPT0643-013.0-20180925	GW	9/25/2018	11	15	TT092418L	1,1-DICHLOROETHENE	75-35-4	1	U	UG/L
LC34-DPT0643-013.0-20180925	GW	9/25/2018	11	15	TT092418L	VINYL CHLORIDE	75-01-4	3		UG/L
LC34-DPT0643-018.0-20180925	GW	9/25/2018	16	20	TT092418L	TRANS-1,2-DICHLOROETHENE	156-60-5	40	U	UG/L
LC34-DPT0643-023.0-20180925	GW	9/25/2018	21	25	TT092418L	1,1-DICHLOROETHENE	75-35-4	40	U	UG/L
LC34-DPT0643-023.0-20180925	GW	9/25/2018	21	25	TT092418L	VINYL CHLORIDE	75-01-4	6700		UG/L
LC34-DPT0643-028.0-20180925	GW	9/25/2018	26	30	TT092418L	TRANS-1,2-DICHLOROETHENE	156-60-5	110		UG/L
LC34-DPT0643-033.0-20180925	GW	9/25/2018	31	35	TT092418L	1,1-DICHLOROETHENE	75-35-4	290	U	UG/L
LC34-DPT0643-033.0-20180925	GW	9/25/2018	31	35	TT092418L	VINYL CHLORIDE	75-01-4	32700		UG/L
LC34-DPT0643-038.0-20180925	GW	9/25/2018	36	40	TT092418L	TRANS-1,2-DICHLOROETHENE	156-60-5	20	U	UG/L
LC34-DPT0643-043.0-20180925	GW	9/25/2018	41	45	TT092418L	1,1-DICHLOROETHENE	75-35-4	3	U	UG/L
LC34-DPT0643-043.0-20180925	GW	9/25/2018	41	45	TT092418L	VINYL CHLORIDE	75-01-4	33		UG/L
LC34-DPT0643-048.0-20180925	GW	9/25/2018	46	50	TT092418L	TRANS-1,2-DICHLOROETHENE	156-60-5	1	U	UG/L
LC34-DPT0643-053.0-20180925	GW	9/25/2018	51	55	TT092418L	1,1-DICHLOROETHENE	75-35-4	1	U	UG/L
LC34-DPT0643-053.0-20180925	GW	9/25/2018	51	55	TT092418L	VINYL CHLORIDE	75-01-4	6		UG/L
LC34-DPT0643-058.0-20180925	GW	9/25/2018	56	60	TT092418L	TRANS-1,2-DICHLOROETHENE	156-60-5	1	U	UG/L
LC34-DPT0643-063.0-20180925	GW	9/25/2018	61	65	TT092418L	1,1-DICHLOROETHENE	75-35-4	1	U	UG/L
LC34-DPT0643-063.0-20180925	GW	9/25/2018	61	65	TT092418L	VINYL CHLORIDE	75-01-4	230		UG/L
LC34-DPT0643-068.0-20180925	GW	9/25/2018	66	70	TT092418L	TRANS-1,2-DICHLOROETHENE	156-60-5	1	U	UG/L

Sample	Matrix	Sample Date	Top Depth	Bottom Depth	SDG	Parameter	CAS	Lab Result	Lab Qualifier	Units
LC34-DPT0643-073.0-20180925	GW	9/25/2018	71	75	TT092418L	1,1-DICHLOROETHENE	75-35-4	1	U	UG/L
LC34-DPT0643-073.0-20180925	GW	9/25/2018	71	75	TT092418L	VINYL CHLORIDE	75-01-4	10		UG/L
LC34-DPT0643-078.0-20180925	GW	9/25/2018	76	80	TT092418L	TRANS-1,2-DICHLOROETHENE	156-60-5	3	U	UG/L
LC34-DPT0643-083.0-20180925	GW	9/25/2018	81	85	TT092418L	1,1-DICHLOROETHENE	75-35-4	2	U	UG/L
LC34-DPT0643-083.0-20180925	GW	9/25/2018	81	85	TT092418L	VINYL CHLORIDE	75-01-4	2	U	UG/L
LC34-DPT0643-088.0-20180925	GW	9/25/2018	86	90	TT092418L	TRANS-1,2-DICHLOROETHENE	156-60-5	3	U	UG/L
LC34-DPT0643-093.0-20180926	GW	9/26/2018	91	95	TT092418L	1,1-DICHLOROETHENE	75-35-4	3	U	UG/L
LC34-DPT0642-008.0-20180924	GW	9/24/2018	6	10	TT092418L	1,1,2-TRICHLOROTRIFLUOROETHANE	76-13-1	1	U	UG/L
LC34-DPT0642-008.0-20180924	GW	9/24/2018	6	10	TT092418L	TRICHLOROETHENE	79-01-6	1	U	UG/L
LC34-DPT0642-013.0-20180924	GW	9/24/2018	11	15	TT092418L	CIS-1,2-DICHLOROETHENE	156-59-2	9		UG/L
LC34-DPT0642-018.0-20180924	GW	9/24/2018	16	20	TT092418L	1,1,2-TRICHLOROTRIFLUOROETHANE	76-13-1	1	U	UG/L
LC34-DPT0642-018.0-20180924	GW	9/24/2018	16	20	TT092418L	TRICHLOROETHENE	79-01-6	1	U	UG/L
LC34-DPT0642-023.0-20180924	GW	9/24/2018	21	25	TT092418L	CIS-1,2-DICHLOROETHENE	156-59-2	18		UG/L
LC34-DPT0642-028.0-20180924	GW	9/24/2018	26	30	TT092418L	1,1,2-TRICHLOROTRIFLUOROETHANE	76-13-1	3	U	UG/L
LC34-DPT0642-028.0-20180924	GW	9/24/2018	26	30	TT092418L	TRICHLOROETHENE	79-01-6	3	U	UG/L
LC34-DPT0642-033.0-20180924	GW	9/24/2018	31	35	TT092418L	CIS-1,2-DICHLOROETHENE	156-59-2	380		UG/L
LC34-DPT0642-038.0-20180924	GW	9/24/2018	36	40	TT092418L	1,1,2-TRICHLOROTRIFLUOROETHANE	76-13-1	290	U	UG/L
LC34-DPT0642-038.0-20180924	GW	9/24/2018	36	40	TT092418L	TRICHLOROETHENE	79-01-6	290	U	UG/L
LC34-DPT0642-043.0-20180924	GW	9/24/2018	41	45	TT092418L	CIS-1,2-DICHLOROETHENE	156-59-2	290	U	UG/L
LC34-DPT0642-048.0-20180924	GW	9/24/2018	46	50	TT092418L	1,1,2-TRICHLOROTRIFLUOROETHANE	76-13-1	3	U	UG/L
LC34-DPT0642-048.0-20180924	GW	9/24/2018	46	50	TT092418L	TRICHLOROETHENE	79-01-6	3	U	UG/L
LC34-DPT0642-053.0-20180924	GW	9/24/2018	51	55	TT092418L	CIS-1,2-DICHLOROETHENE	156-59-2	45		UG/L
LC34-DPT0642-058.0-20180924	GW	9/24/2018	56	60	TT092418L	1,1,2-TRICHLOROTRIFLUOROETHANE	76-13-1	3	U	UG/L
LC34-DPT0642-058.0-20180924	GW	9/24/2018	56	60	TT092418L	TRICHLOROETHENE	79-01-6	3	U	UG/L
LC34-DPT0642-063.0-20180924	GW	9/24/2018	61	65	TT092418L	CIS-1,2-DICHLOROETHENE	156-59-2	3	U	UG/L
LC34-DPT0642-068.0-20180924	GW	9/24/2018	66	70	TT092418L	1,1,2-TRICHLOROTRIFLUOROETHANE	76-13-1	1	U	UG/L
LC34-DPT0642-068.0-20180924	GW	9/24/2018	66	70	TT092418L	TRICHLOROETHENE	79-01-6	1	U	UG/L
LC34-DPT0642-073.0-20180924	GW	9/24/2018	71	75	TT092418L	CIS-1,2-DICHLOROETHENE	156-59-2	20		UG/L
LC34-DPT0642-078.0-20180924	GW	9/24/2018	76	80	TT092418L	1,1,2-TRICHLOROTRIFLUOROETHANE	76-13-1	10	U	UG/L
LC34-DPT0642-078.0-20180924	GW	9/24/2018	76	80	TT092418L	TRICHLOROETHENE	79-01-6	630		UG/L
LC34-DPT0642-083.0-20180924	GW	9/24/2018	81	85	TT092418L	CIS-1,2-DICHLOROETHENE	156-59-2	63		UG/L
LC34-DPT0642-088.0-20180924	GW	9/24/2018	86	90	TT092418L	1,1,2-TRICHLOROTRIFLUOROETHANE	76-13-1	3	U	UG/L
LC34-DPT0642-088.0-20180924	GW	9/24/2018	86	90	TT092418L	TRICHLOROETHENE	79-01-6	7		UG/L
LC34-DPT0642-093.0-20180925	GW	9/25/2018	91	95	TT092418L	CIS-1,2-DICHLOROETHENE	156-59-2	2		UG/L
LC34-DPT0642-098.0-20180925	GW	9/25/2018	96	100	TT092418L	1,1,2-TRICHLOROTRIFLUOROETHANE	76-13-1	1	U	UG/L
LC34-DPT0642-098.0-20180925	GW	9/25/2018	96	100	TT092418L	TRICHLOROETHENE	79-01-6	1	U	UG/L
LC34-DPT0642-103.0-20180925	GW	9/25/2018	101	105	TT092418L	CIS-1,2-DICHLOROETHENE	156-59-2	6		UG/L
LC34-DPT0643-008.0-20180925	GW	9/25/2018	6	10	TT092418L	1,1,2-TRICHLOROTRIFLUOROETHANE	76-13-1	1	U	UG/L
LC34-DPT0643-008.0-20180925	GW	9/25/2018	6	10	TT092418L	TRICHLOROETHENE	79-01-6	1	U	UG/L
LC34-DPT0643-013.0-20180925	GW	9/25/2018	11	15	TT092418L	CIS-1,2-DICHLOROETHENE	156-59-2	1	U	UG/L

Sample	Matrix	Sample Date	Top Depth	Bottom Depth	SDG	Parameter	CAS	Lab Result	Lab Qualifier	Units
LC34-DPT0643-018.0-20180925	GW	9/25/2018	16	20	TT092418L	1,1,2-TRICHLOROTRIFLUOROETHANE	76-13-1	40	U	UG/L
LC34-DPT0643-018.0-20180925	GW	9/25/2018	16	20	TT092418L	TRICHLOROETHENE	79-01-6	40	U	UG/L
LC34-DPT0643-023.0-20180925	GW	9/25/2018	21	25	TT092418L	CIS-1,2-DICHLOROETHENE	156-59-2	750		UG/L
LC34-DPT0643-028.0-20180925	GW	9/25/2018	26	30	TT092418L	1,1,2-TRICHLOROTRIFLUOROETHANE	76-13-1	40	U	UG/L
LC34-DPT0643-028.0-20180925	GW	9/25/2018	26	30	TT092418L	TRICHLOROETHENE	79-01-6	40	U	UG/L
LC34-DPT0643-033.0-20180925	GW	9/25/2018	31	35	TT092418L	CIS-1,2-DICHLOROETHENE	156-59-2	290	U	UG/L
LC34-DPT0643-038.0-20180925	GW	9/25/2018	36	40	TT092418L	1,1,2-TRICHLOROTRIFLUOROETHANE	76-13-1	20	U	UG/L
LC34-DPT0643-038.0-20180925	GW	9/25/2018	36	40	TT092418L	TRICHLOROETHENE	79-01-6	20	U	UG/L
LC34-DPT0643-043.0-20180925	GW	9/25/2018	41	45	TT092418L	CIS-1,2-DICHLOROETHENE	156-59-2	3	U	UG/L
LC34-DPT0643-048.0-20180925	GW	9/25/2018	46	50	TT092418L	1,1,2-TRICHLOROTRIFLUOROETHANE	76-13-1	1	U	UG/L
LC34-DPT0643-048.0-20180925	GW	9/25/2018	46	50	TT092418L	TRICHLOROETHENE	79-01-6	1	U	UG/L
LC34-DPT0643-053.0-20180925	GW	9/25/2018	51	55	TT092418L	CIS-1,2-DICHLOROETHENE	156-59-2	1	U	UG/L
LC34-DPT0643-058.0-20180925	GW	9/25/2018	56	60	TT092418L	1,1,2-TRICHLOROTRIFLUOROETHANE	76-13-1	1	U	UG/L
LC34-DPT0643-058.0-20180925	GW	9/25/2018	56	60	TT092418L	TRICHLOROETHENE	79-01-6	1	U	UG/L
LC34-DPT0643-063.0-20180925	GW	9/25/2018	61	65	TT092418L	CIS-1,2-DICHLOROETHENE	156-59-2	27		UG/L
LC34-DPT0643-068.0-20180925	GW	9/25/2018	66	70	TT092418L	1,1,2-TRICHLOROTRIFLUOROETHANE	76-13-1	1	U	UG/L
LC34-DPT0643-068.0-20180925	GW	9/25/2018	66	70	TT092418L	TRICHLOROETHENE	79-01-6	1	U	UG/L
LC34-DPT0643-073.0-20180925	GW	9/25/2018	71	75	TT092418L	CIS-1,2-DICHLOROETHENE	156-59-2	18		UG/L
LC34-DPT0643-078.0-20180925	GW	9/25/2018	76	80	TT092418L	1,1,2-TRICHLOROTRIFLUOROETHANE	76-13-1	3	U	UG/L
LC34-DPT0643-078.0-20180925	GW	9/25/2018	76	80	TT092418L	TRICHLOROETHENE	79-01-6	9		UG/L
LC34-DPT0643-083.0-20180925	GW	9/25/2018	81	85	TT092418L	CIS-1,2-DICHLOROETHENE	156-59-2	2	U	UG/L
LC34-DPT0643-088.0-20180925	GW	9/25/2018	86	90	TT092418L	1,1,2-TRICHLOROTRIFLUOROETHANE	76-13-1	3	U	UG/L
LC34-DPT0643-093.0-20180926	GW	9/26/2018	91	95	TT092418L	1,1,2-TRICHLOROTRIFLUOROETHANE	76-13-1	3	U	UG/L
LC34-DPT0643-093.0-20180926	GW	9/26/2018	91	95	TT092418L	TRICHLOROETHENE	79-01-6	3	U	UG/L
LC34-DPT0643-098.0-20180926	GW	9/26/2018	96	100	TT092418L	CIS-1,2-DICHLOROETHENE	156-59-2	1	U	UG/L
LC34-DPT0643-103.0-20180926	GW	9/26/2018	101	105	TT092418L	1,1,2-TRICHLOROTRIFLUOROETHANE	76-13-1	1	U	UG/L
LC34-DPT0643-103.0-20180926	GW	9/26/2018	101	105	TT092418L	TRICHLOROETHENE	79-01-6	1	U	UG/L
LC34-DPT0644-008.0-20180926	GW	9/26/2018	6	10	TT092418L	CIS-1,2-DICHLOROETHENE	156-59-2	1	U	UG/L
LC34-DPT0644-013.0-20180926	GW	9/26/2018	11	15	TT092418L	1,1,2-TRICHLOROTRIFLUOROETHANE	76-13-1	1	U	UG/L
LC34-DPT0644-013.0-20180926	GW	9/26/2018	11	15	TT092418L	TRICHLOROETHENE	79-01-6	1	U	UG/L
LC34-DPT0644-018.0-20180926	GW	9/26/2018	16	20	TT092418L	CIS-1,2-DICHLOROETHENE	156-59-2	130		UG/L
LC34-DPT0644-023.0-20180926	GW	9/26/2018	21	25	TT092418L	1,1,2-TRICHLOROTRIFLUOROETHANE	76-13-1	10	U	UG/L
LC34-DPT0644-023.0-20180926	GW	9/26/2018	21	25	TT092418L	TRICHLOROETHENE	79-01-6	10	U	UG/L
LC34-DPT0644-028.0-20180926	GW	9/26/2018	26	30	TT092418L	CIS-1,2-DICHLOROETHENE	156-59-2	160		UG/L
LC34-DPT0644-033.0-20180926	GW	9/26/2018	31	35	TT092418L	1,1,2-TRICHLOROTRIFLUOROETHANE	76-13-1	100	U	UG/L
LC34-DPT0644-033.0-20180926	GW	9/26/2018	31	35	TT092418L	TRICHLOROETHENE	79-01-6	100	U	UG/L
LC34-DPT0644-038.0-20180926	GW	9/26/2018	36	40	TT092418L	CIS-1,2-DICHLOROETHENE	156-59-2	9000		UG/L
LC34-DPT0644-043.0-20180926	GW	9/26/2018	41	45	TT092418L	1,1,2-TRICHLOROTRIFLUOROETHANE	76-13-1	20	U	UG/L
LC34-DPT0644-043.0-20180926	GW	9/26/2018	41	45	TT092418L	TRICHLOROETHENE	79-01-6	20	U	UG/L
LC34-DPT0644-048.0-20180926	GW	9/26/2018	46	50	TT092418L	CIS-1,2-DICHLOROETHENE	156-59-2	84		UG/L

Sample	Matrix	Sample Date	Top Depth	Bottom Depth	SDG	Parameter	CAS	Lab Result	Lab Qualifier	Units
LC34-DPT0644-053.0-20180926	GW	9/26/2018	51	55	TT092418L	1,1,2-TRICHLOROTRIFLUOROETHANE	76-13-1	3	U	UG/L
LC34-DPT0644-053.0-20180926	GW	9/26/2018	51	55	TT092418L	TRICHLOROETHENE	79-01-6	3	U	UG/L
LC34-DPT0644-058.0-20180926	GW	9/26/2018	56	60	TT092418L	CIS-1,2-DICHLOROETHENE	156-59-2	78		UG/L
LC34-DPT0644-063.0-20180926	GW	9/26/2018	61	65	TT092418L	1,1,2-TRICHLOROTRIFLUOROETHANE	76-13-1	3	U	UG/L
LC34-DPT0644-063.0-20180926	GW	9/26/2018	61	65	TT092418L	TRICHLOROETHENE	79-01-6	3	U	UG/L
LC34-DPT0644-068.0-20180927	GW	9/27/2018	66	70	TT092418L	CIS-1,2-DICHLOROETHENE	156-59-2	280		UG/L
LC34-DPT0644-073.0-20180927	GW	9/27/2018	71	75	TT092418L	1,1,2-TRICHLOROTRIFLUOROETHANE	76-13-1	3	U	UG/L
LC34-DPT0644-073.0-20180927	GW	9/27/2018	71	75	TT092418L	TRICHLOROETHENE	79-01-6	31500		UG/L
LC34-DPT0644-078.0-20180927	GW	9/27/2018	76	80	TT092418L	CIS-1,2-DICHLOROETHENE	156-59-2	44		UG/L
LC34-DPT0644-083.0-20180927	GW	9/27/2018	81	85	TT092418L	1,1,2-TRICHLOROTRIFLUOROETHANE	76-13-1	10	U	UG/L
LC34-DPT0644-083.0-20180927	GW	9/27/2018	81	85	TT092418L	TRICHLOROETHENE	79-01-6	230		UG/L
LC34-DPT0644-088.0-20180927	GW	9/27/2018	86	90	TT092418L	CIS-1,2-DICHLOROETHENE	156-59-2	870		UG/L
LC34-DPT0644-093.0-20180927	GW	9/27/2018	91	95	TT092418L	1,1,2-TRICHLOROTRIFLUOROETHANE	76-13-1	5	U	UG/L
LC34-DPT0644-093.0-20180927	GW	9/27/2018	91	95	TT092418L	TRICHLOROETHENE	79-01-6	110		UG/L
LC34-DPT0644-098.0-20180927	GW	9/27/2018	96	100	TT092418L	CIS-1,2-DICHLOROETHENE	156-59-2	23		UG/L
LC34-DPT0645-008.0-20180927	GW	9/27/2018	6	10	TT092418L	1,1,2-TRICHLOROTRIFLUOROETHANE	76-13-1	1	U	UG/L
LC34-DPT0645-008.0-20180927	GW	9/27/2018	6	10	TT092418L	TRICHLOROETHENE	79-01-6	1	U	UG/L
LC34-DPT0645-013.0-20180927	GW	9/27/2018	11	15	TT092418L	CIS-1,2-DICHLOROETHENE	156-59-2	1	U	UG/L
LC34-DPT0645-018.0-20180927	GW	9/27/2018	16	20	TT092418L	1,1,2-TRICHLOROTRIFLUOROETHANE	76-13-1	1	U	UG/L
LC34-DPT0645-018.0-20180927	GW	9/27/2018	16	20	TT092418L	TRICHLOROETHENE	79-01-6	1	U	UG/L
LC34-DPT0645-023.0-20180927	GW	9/27/2018	21	25	TT092418L	CIS-1,2-DICHLOROETHENE	156-59-2	35		UG/L
LC34-DPT0645-028.0-20180927	GW	9/27/2018	26	30	TT092418L	1,1,2-TRICHLOROTRIFLUOROETHANE	76-13-1	3	U	UG/L
LC34-DPT0645-028.0-20180927	GW	9/27/2018	26	30	TT092418L	TRICHLOROETHENE	79-01-6	3	U	UG/L
LC34-DPT0645-033.0-20180927	GW	9/27/2018	31	35	TT092418L	CIS-1,2-DICHLOROETHENE	156-59-2	480		UG/L
LC34-DPT0645-038.0-20180927	GW	9/27/2018	36	40	TT092418L	1,1,2-TRICHLOROTRIFLUOROETHANE	76-13-1	100	U	UG/L
LC34-DPT0645-038.0-20180927	GW	9/27/2018	36	40	TT092418L	TRICHLOROETHENE	79-01-6	100	U	UG/L
LC34-DPT0645-043.0-20180927	GW	9/27/2018	41	45	TT092418L	CIS-1,2-DICHLOROETHENE	156-59-2	11200		UG/L
LC34-DPT0645-048.0-20180927	GW	9/27/2018	46	50	TT092418L	1,1,2-TRICHLOROTRIFLUOROETHANE	76-13-1	20	U	UG/L
LC34-DPT0645-048.0-20180927	GW	9/27/2018	46	50	TT092418L	TRICHLOROETHENE	79-01-6	20	U	UG/L
LC34-DPT0645-053.0-20180927	GW	9/27/2018	51	55	TT092418L	CIS-1,2-DICHLOROETHENE	156-59-2	3600		UG/L
LC34-DPT0645-058.0-20180927	GW	9/27/2018	56	60	TT092418L	1,1,2-TRICHLOROTRIFLUOROETHANE	76-13-1	40	U	UG/L
LC34-DPT0645-058.0-20180927	GW	9/27/2018	56	60	TT092418L	TRICHLOROETHENE	79-01-6	78		UG/L
LC34-DPT0645-063.0-20180927	GW	9/27/2018	61	65	TT092418L	CIS-1,2-DICHLOROETHENE	156-59-2	200		UG/L
LC34-DPT0645-068.0-20180927	GW	9/27/2018	66	70	TT092418L	1,1,2-TRICHLOROTRIFLUOROETHANE	76-13-1	10	U	UG/L
LC34-DPT0645-068.0-20180927	GW	9/27/2018	66	70	TT092418L	TRICHLOROETHENE	79-01-6	740		UG/L
LC34-DPT0645-073.0-20180927	GW	9/27/2018	71	75	TT092418L	CIS-1,2-DICHLOROETHENE	156-59-2	1900		UG/L
LC34-DPT0643-088.0-20180925	GW	9/25/2018	86	90	TT092418L	TRICHLOROETHENE	79-01-6	3	U	UG/L
LC34-DPT0643-093.0-20180926	GW	9/26/2018	91	95	TT092418L	CIS-1,2-DICHLOROETHENE	156-59-2	8		UG/L
LC34-DPT0643-098.0-20180926	GW	9/26/2018	96	100	TT092418L	1,1,2-TRICHLOROTRIFLUOROETHANE	76-13-1	1	U	UG/L
LC34-DPT0643-098.0-20180926	GW	9/26/2018	96	100	TT092418L	TRICHLOROETHENE	79-01-6	1	U	UG/L

Sample	Matrix	Sample Date	Top Depth	Bottom Depth	SDG	Parameter	CAS	Lab Result	Lab Qualifier	Units
LC34-DPT0643-103.0-20180926	GW	9/26/2018	101	105	TT092418L	CIS-1,2-DICHLOROETHENE	156-59-2	3		UG/L
LC34-DPT0644-008.0-20180926	GW	9/26/2018	6	10	TT092418L	1,1,2-TRICHLOROTRIFLUOROETHANE	76-13-1	1	U	UG/L
LC34-DPT0644-008.0-20180926	GW	9/26/2018	6	10	TT092418L	TRICHLOROETHENE	79-01-6	1	U	UG/L
LC34-DPT0644-013.0-20180926	GW	9/26/2018	11	15	TT092418L	CIS-1,2-DICHLOROETHENE	156-59-2	3		UG/L
LC34-DPT0644-018.0-20180926	GW	9/26/2018	16	20	TT092418L	1,1,2-TRICHLOROTRIFLUOROETHANE	76-13-1	2	U	UG/L
LC34-DPT0644-018.0-20180926	GW	9/26/2018	16	20	TT092418L	TRICHLOROETHENE	79-01-6	2	U	UG/L
LC34-DPT0644-023.0-20180926	GW	9/26/2018	21	25	TT092418L	CIS-1,2-DICHLOROETHENE	156-59-2	240		UG/L
LC34-DPT0644-028.0-20180926	GW	9/26/2018	26	30	TT092418L	1,1,2-TRICHLOROTRIFLUOROETHANE	76-13-1	3	U	UG/L
LC34-DPT0644-028.0-20180926	GW	9/26/2018	26	30	TT092418L	TRICHLOROETHENE	79-01-6	3	U	UG/L
LC34-DPT0644-033.0-20180926	GW	9/26/2018	31	35	TT092418L	CIS-1,2-DICHLOROETHENE	156-59-2	7000		UG/L
LC34-DPT0644-038.0-20180926	GW	9/26/2018	36	40	TT092418L	1,1,2-TRICHLOROTRIFLUOROETHANE	76-13-1	290	U	UG/L
LC34-DPT0644-038.0-20180926	GW	9/26/2018	36	40	TT092418L	TRICHLOROETHENE	79-01-6	290	U	UG/L
LC34-DPT0644-043.0-20180926	GW	9/26/2018	41	45	TT092418L	CIS-1,2-DICHLOROETHENE	156-59-2	820		UG/L
LC34-DPT0644-048.0-20180926	GW	9/26/2018	46	50	TT092418L	1,1,2-TRICHLOROTRIFLUOROETHANE	76-13-1	3	U	UG/L
LC34-DPT0644-048.0-20180926	GW	9/26/2018	46	50	TT092418L	TRICHLOROETHENE	79-01-6	3	U	UG/L
LC34-DPT0644-053.0-20180926	GW	9/26/2018	51	55	TT092418L	CIS-1,2-DICHLOROETHENE	156-59-2	6		UG/L
LC34-DPT0644-058.0-20180926	GW	9/26/2018	56	60	TT092418L	1,1,2-TRICHLOROTRIFLUOROETHANE	76-13-1	3	U	UG/L
LC34-DPT0644-058.0-20180926	GW	9/26/2018	56	60	TT092418L	TRICHLOROETHENE	79-01-6	3	U	UG/L
LC34-DPT0644-063.0-20180926	GW	9/26/2018	61	65	TT092418L	CIS-1,2-DICHLOROETHENE	156-59-2	150		UG/L
LC34-DPT0644-068.0-20180927	GW	9/27/2018	66	70	TT092418L	1,1,2-TRICHLOROTRIFLUOROETHANE	76-13-1	3	U	UG/L
LC34-DPT0644-068.0-20180927	GW	9/27/2018	66	70	TT092418L	TRICHLOROETHENE	79-01-6	3	U	UG/L
LC34-DPT0644-073.0-20180927	GW	9/27/2018	71	75	TT092418L	CIS-1,2-DICHLOROETHENE	156-59-2	7900		UG/L
LC34-DPT0644-078.0-20180927	GW	9/27/2018	76	80	TT092418L	1,1,2-TRICHLOROTRIFLUOROETHANE	76-13-1	3	U	UG/L
LC34-DPT0644-078.0-20180927	GW	9/27/2018	76	80	TT092418L	TRICHLOROETHENE	79-01-6	130		UG/L
LC34-DPT0644-083.0-20180927	GW	9/27/2018	81	85	TT092418L	CIS-1,2-DICHLOROETHENE	156-59-2	110		UG/L
LC34-DPT0644-088.0-20180927	GW	9/27/2018	86	90	TT092418L	1,1,2-TRICHLOROTRIFLUOROETHANE	76-13-1	40	U	UG/L
LC34-DPT0644-088.0-20180927	GW	9/27/2018	86	90	TT092418L	TRICHLOROETHENE	79-01-6	6300		UG/L
LC34-DPT0644-093.0-20180927	GW	9/27/2018	91	95	TT092418L	CIS-1,2-DICHLOROETHENE	156-59-2	520		UG/L
LC34-DPT0644-098.0-20180927	GW	9/27/2018	96	100	TT092418L	1,1,2-TRICHLOROTRIFLUOROETHANE	76-13-1	1	U	UG/L
LC34-DPT0644-098.0-20180927	GW	9/27/2018	96	100	TT092418L	TRICHLOROETHENE	79-01-6	25		UG/L
LC34-DPT0645-008.0-20180927	GW	9/27/2018	6	10	TT092418L	CIS-1,2-DICHLOROETHENE	156-59-2	2		UG/L
LC34-DPT0645-013.0-20180927	GW	9/27/2018	11	15	TT092418L	1,1,2-TRICHLOROTRIFLUOROETHANE	76-13-1	1	U	UG/L
LC34-DPT0645-013.0-20180927	GW	9/27/2018	11	15	TT092418L	TRICHLOROETHENE	79-01-6	1	U	UG/L
LC34-DPT0645-018.0-20180927	GW	9/27/2018	16	20	TT092418L	CIS-1,2-DICHLOROETHENE	156-59-2	4		UG/L
LC34-DPT0645-023.0-20180927	GW	9/27/2018	21	25	TT092418L	1,1,2-TRICHLOROTRIFLUOROETHANE	76-13-1	3	U	UG/L
LC34-DPT0645-023.0-20180927	GW	9/27/2018	21	25	TT092418L	TRICHLOROETHENE	79-01-6	3	U	UG/L
LC34-DPT0645-028.0-20180927	GW	9/27/2018	26	30	TT092418L	CIS-1,2-DICHLOROETHENE	156-59-2	3	U	UG/L
LC34-DPT0645-033.0-20180927	GW	9/27/2018	31	35	TT092418L	1,1,2-TRICHLOROTRIFLUOROETHANE	76-13-1	10	U	UG/L
LC34-DPT0645-033.0-20180927	GW	9/27/2018	31	35	TT092418L	TRICHLOROETHENE	79-01-6	10	U	UG/L
LC34-DPT0645-038.0-20180927	GW	9/27/2018	36	40	TT092418L	CIS-1,2-DICHLOROETHENE	156-59-2	47900		UG/L

Sample	Matrix	Sample Date	Top Depth	Bottom Depth	SDG	Parameter	CAS	Lab Result	Lab Qualifier	Units
LC34-DPT0645-043.0-20180927	GW	9/27/2018	41	45	TT092418L	1,1,2-TRICHLOROTRIFLUOROETHANE	76-13-1	290	U	UG/L
LC34-DPT0645-043.0-20180927	GW	9/27/2018	41	45	TT092418L	TRICHLOROETHENE	79-01-6	290	U	UG/L
LC34-DPT0645-048.0-20180927	GW	9/27/2018	46	50	TT092418L	CIS-1,2-DICHLOROETHENE	156-59-2	880		UG/L
LC34-DPT0645-053.0-20180927	GW	9/27/2018	51	55	TT092418L	1,1,2-TRICHLOROTRIFLUOROETHANE	76-13-1	100	U	UG/L
LC34-DPT0645-053.0-20180927	GW	9/27/2018	51	55	TT092418L	TRICHLOROETHENE	79-01-6	100	U	UG/L
LC34-DPT0645-058.0-20180927	GW	9/27/2018	56	60	TT092418L	CIS-1,2-DICHLOROETHENE	156-59-2	4200		UG/L
LC34-DPT0645-063.0-20180927	GW	9/27/2018	61	65	TT092418L	1,1,2-TRICHLOROTRIFLUOROETHANE	76-13-1	10	U	UG/L
LC34-DPT0645-063.0-20180927	GW	9/27/2018	61	65	TT092418L	TRICHLOROETHENE	79-01-6	10	U	UG/L
LC34-DPT0645-068.0-20180927	GW	9/27/2018	66	70	TT092418L	CIS-1,2-DICHLOROETHENE	156-59-2	130		UG/L
LC34-DPT0645-073.0-20180927	GW	9/27/2018	71	75	TT092418L	1,1,2-TRICHLOROTRIFLUOROETHANE	76-13-1	290	U	UG/L
LC34-DPT0645-073.0-20180927	GW	9/27/2018	71	75	TT092418L	TRICHLOROETHENE	79-01-6	34900		UG/L
LC34-DPT0643-093.0-20180926	GW	9/26/2018	91	95	TT092418L	TRANS-1,2-DICHLOROETHENE	156-60-5	3	U	UG/L
LC34-DPT0643-098.0-20180926	GW	9/26/2018	96	100	TT092418L	1,1-DICHLOROETHENE	75-35-4	1	U	UG/L
LC34-DPT0643-098.0-20180926	GW	9/26/2018	96	100	TT092418L	VINYL CHLORIDE	75-01-4	9		UG/L
LC34-DPT0643-103.0-20180926	GW	9/26/2018	101	105	TT092418L	TRANS-1,2-DICHLOROETHENE	156-60-5	1	U	UG/L
LC34-DPT0644-008.0-20180926	GW	9/26/2018	6	10	TT092418L	1,1-DICHLOROETHENE	75-35-4	1	U	UG/L
LC34-DPT0644-008.0-20180926	GW	9/26/2018	6	10	TT092418L	VINYL CHLORIDE	75-01-4	1	U	UG/L
LC34-DPT0644-013.0-20180926	GW	9/26/2018	11	15	TT092418L	TRANS-1,2-DICHLOROETHENE	156-60-5	1	U	UG/L
LC34-DPT0644-018.0-20180926	GW	9/26/2018	16	20	TT092418L	1,1-DICHLOROETHENE	75-35-4	2	U	UG/L
LC34-DPT0644-018.0-20180926	GW	9/26/2018	16	20	TT092418L	VINYL CHLORIDE	75-01-4	230		UG/L
LC34-DPT0644-023.0-20180926	GW	9/26/2018	21	25	TT092418L	TRANS-1,2-DICHLOROETHENE	156-60-5	12		UG/L
LC34-DPT0644-028.0-20180926	GW	9/26/2018	26	30	TT092418L	1,1-DICHLOROETHENE	75-35-4	3	U	UG/L
LC34-DPT0644-028.0-20180926	GW	9/26/2018	26	30	TT092418L	VINYL CHLORIDE	75-01-4	1100		UG/L
LC34-DPT0644-033.0-20180926	GW	9/26/2018	31	35	TT092418L	TRANS-1,2-DICHLOROETHENE	156-60-5	240		UG/L
LC34-DPT0644-038.0-20180926	GW	9/26/2018	36	40	TT092418L	1,1-DICHLOROETHENE	75-35-4	290	U	UG/L
LC34-DPT0644-038.0-20180926	GW	9/26/2018	36	40	TT092418L	VINYL CHLORIDE	75-01-4	36600		UG/L
LC34-DPT0644-043.0-20180926	GW	9/26/2018	41	45	TT092418L	TRANS-1,2-DICHLOROETHENE	156-60-5	20	U	UG/L
LC34-DPT0644-048.0-20180926	GW	9/26/2018	46	50	TT092418L	1,1-DICHLOROETHENE	75-35-4	3	U	UG/L
LC34-DPT0644-048.0-20180926	GW	9/26/2018	46	50	TT092418L	VINYL CHLORIDE	75-01-4	11		UG/L
LC34-DPT0644-053.0-20180926	GW	9/26/2018	51	55	TT092418L	TRANS-1,2-DICHLOROETHENE	156-60-5	3	U	UG/L
LC34-DPT0644-058.0-20180926	GW	9/26/2018	56	60	TT092418L	1,1-DICHLOROETHENE	75-35-4	3	U	UG/L
LC34-DPT0644-058.0-20180926	GW	9/26/2018	56	60	TT092418L	VINYL CHLORIDE	75-01-4	88		UG/L
LC34-DPT0644-063.0-20180926	GW	9/26/2018	61	65	TT092418L	TRANS-1,2-DICHLOROETHENE	156-60-5	3	U	UG/L
LC34-DPT0644-068.0-20180927	GW	9/27/2018	66	70	TT092418L	1,1-DICHLOROETHENE	75-35-4	3	U	UG/L
LC34-DPT0644-068.0-20180927	GW	9/27/2018	66	70	TT092418L	VINYL CHLORIDE	75-01-4	160		UG/L
LC34-DPT0644-073.0-20180927	GW	9/27/2018	71	75	TT092418L	TRANS-1,2-DICHLOROETHENE	156-60-5	170		UG/L
LC34-DPT0644-078.0-20180927	GW	9/27/2018	76	80	TT092418L	1,1-DICHLOROETHENE	75-35-4	3	U	UG/L
LC34-DPT0644-078.0-20180927	GW	9/27/2018	76	80	TT092418L	VINYL CHLORIDE	75-01-4	11		UG/L
LC34-DPT0644-083.0-20180927	GW	9/27/2018	81	85	TT092418L	TRANS-1,2-DICHLOROETHENE	156-60-5	10	U	UG/L
LC34-DPT0644-088.0-20180927	GW	9/27/2018	86	90	TT092418L	1,1-DICHLOROETHENE	75-35-4	40	U	UG/L

Sample	Matrix	Sample Date	Top Depth	Bottom Depth	SDG	Parameter	CAS	Lab Result	Lab Qualifier	Units
LC34-DPT0644-088.0-20180927	GW	9/27/2018	86	90	TT092418L	VINYL CHLORIDE	75-01-4	52		UG/L
LC34-DPT0644-093.0-20180927	GW	9/27/2018	91	95	TT092418L	TRANS-1,2-DICHLOROETHENE	156-60-5	10		UG/L
LC34-DPT0644-098.0-20180927	GW	9/27/2018	96	100	TT092418L	1,1-DICHLOROETHENE	75-35-4	1	U	UG/L
LC34-DPT0644-098.0-20180927	GW	9/27/2018	96	100	TT092418L	VINYL CHLORIDE	75-01-4	11		UG/L
LC34-DPT0645-008.0-20180927	GW	9/27/2018	6	10	TT092418L	TRANS-1,2-DICHLOROETHENE	156-60-5	1	U	UG/L
LC34-DPT0645-013.0-20180927	GW	9/27/2018	11	15	TT092418L	1,1-DICHLOROETHENE	75-35-4	1	U	UG/L
LC34-DPT0645-013.0-20180927	GW	9/27/2018	11	15	TT092418L	VINYL CHLORIDE	75-01-4	6		UG/L
LC34-DPT0645-018.0-20180927	GW	9/27/2018	16	20	TT092418L	TRANS-1,2-DICHLOROETHENE	156-60-5	1		UG/L
LC34-DPT0645-023.0-20180927	GW	9/27/2018	21	25	TT092418L	1,1-DICHLOROETHENE	75-35-4	3	U	UG/L
LC34-DPT0645-023.0-20180927	GW	9/27/2018	21	25	TT092418L	VINYL CHLORIDE	75-01-4	300		UG/L
LC34-DPT0645-028.0-20180927	GW	9/27/2018	26	30	TT092418L	TRANS-1,2-DICHLOROETHENE	156-60-5	53		UG/L
LC34-DPT0645-033.0-20180927	GW	9/27/2018	31	35	TT092418L	1,1-DICHLOROETHENE	75-35-4	10	U	UG/L
LC34-DPT0645-033.0-20180927	GW	9/27/2018	31	35	TT092418L	VINYL CHLORIDE	75-01-4	5100		UG/L
LC34-DPT0645-038.0-20180927	GW	9/27/2018	36	40	TT092418L	TRANS-1,2-DICHLOROETHENE	156-60-5	1800		UG/L
LC34-DPT0645-043.0-20180927	GW	9/27/2018	41	45	TT092418L	1,1-DICHLOROETHENE	75-35-4	290	U	UG/L
LC34-DPT0645-043.0-20180927	GW	9/27/2018	41	45	TT092418L	VINYL CHLORIDE	75-01-4	23600		UG/L
LC34-DPT0645-048.0-20180927	GW	9/27/2018	46	50	TT092418L	TRANS-1,2-DICHLOROETHENE	156-60-5	20	U	UG/L
LC34-DPT0645-053.0-20180927	GW	9/27/2018	51	55	TT092418L	1,1-DICHLOROETHENE	75-35-4	100	U	UG/L
LC34-DPT0645-053.0-20180927	GW	9/27/2018	51	55	TT092418L	VINYL CHLORIDE	75-01-4	12700		UG/L
LC34-DPT0645-058.0-20180927	GW	9/27/2018	56	60	TT092418L	TRANS-1,2-DICHLOROETHENE	156-60-5	40	U	UG/L
LC34-DPT0645-063.0-20180927	GW	9/27/2018	61	65	TT092418L	1,1-DICHLOROETHENE	75-35-4	10	U	UG/L
LC34-DPT0645-063.0-20180927	GW	9/27/2018	61	65	TT092418L	VINYL CHLORIDE	75-01-4	620		UG/L
LC34-DPT0645-068.0-20180927	GW	9/27/2018	66	70	TT092418L	TRANS-1,2-DICHLOROETHENE	156-60-5	10	U	UG/L
LC34-DPT0645-073.0-20180927	GW	9/27/2018	71	75	TT092418L	1,1-DICHLOROETHENE	75-35-4	290	U	UG/L
LC34-DPT0645-073.0-20180927	GW	9/27/2018	71	75	TT092418L	VINYL CHLORIDE	75-01-4	290	U	UG/L
LC34-DPT0645-078.0-20180928	GW	9/28/2018	76	80	TT092418L	TRANS-1,2-DICHLOROETHENE	156-60-5	290	U	UG/L
LC34-DPT0645-083.0-20180928	GW	9/28/2018	81	85	TT092418L	1,1-DICHLOROETHENE	75-35-4	1000	U	UG/L
LC34-DPT0645-078.0-20180928	GW	9/28/2018	76	80	TT092418L	1,1,2-TRICHLOROTRIFLUOROETHANE	76-13-1	290	U	UG/L
LC34-DPT0645-078.0-20180928	GW	9/28/2018	76	80	TT092418L	TRICHLOROETHENE	79-01-6	692000	J	UG/L
LC34-DPT0645-083.0-20180928	GW	9/28/2018	81	85	TT092418L	CIS-1,2-DICHLOROETHENE	156-59-2	28400		UG/L
LC34-DPT0645-088.0-20180928	GW	9/28/2018	86	90	TT092418L	1,1,2-TRICHLOROTRIFLUOROETHANE	76-13-1	1000	U	UG/L
LC34-DPT0645-088.0-20180928	GW	9/28/2018	86	90	TT092418L	TRICHLOROETHENE	79-01-6	78700		UG/L
LC34-DPT0645-093.0-20180928	GW	9/28/2018	91	95	TT092418L	CIS-1,2-DICHLOROETHENE	156-59-2	1400		UG/L
LC34-DPT0645-098.0-20180928	GW	9/28/2018	96	100	TT092418L	1,1,2-TRICHLOROTRIFLUOROETHANE	76-13-1	1000	U	UG/L
LC34-DPT0645-098.0-20180928	GW	9/28/2018	96	100	TT092418L	TRICHLOROETHENE	79-01-6	126000		UG/L
LC34-DPT0646-008.0-20180928	GW	9/28/2018	6	10	TT092418L	CIS-1,2-DICHLOROETHENE	156-59-2	1		UG/L
LC34-DPT0646-013.0-20180928	GW	9/28/2018	11	15	TT092418L	1,1,2-TRICHLOROTRIFLUOROETHANE	76-13-1	1	U	UG/L
LC34-DPT0646-013.0-20180928	GW	9/28/2018	11	15	TT092418L	TRICHLOROETHENE	79-01-6	2		UG/L
LC34-DPT0646-018.0-20180928	GW	9/28/2018	16	20	TT092418L	CIS-1,2-DICHLOROETHENE	156-59-2	6		UG/L
LC34-DPT0646-023.0-20180928	GW	9/28/2018	21	25	TT092418L	1,1,2-TRICHLOROTRIFLUOROETHANE	76-13-1	10	U	UG/L

Sample	Matrix	Sample Date	Top Depth	Bottom Depth	SDG	Parameter	CAS	Lab Result	Lab Qualifier	Units
LC34-DPT0646-023.0-20180928	GW	9/28/2018	21	25	TT092418L	TRICHLOROETHENE	79-01-6	10	U	UG/L
LC34-DPT0646-028.0-20180928	GW	9/28/2018	26	30	TT092418L	CIS-1,2-DICHLOROETHENE	156-59-2	5100		UG/L
LC34-DPT0646-033.0-20180928	GW	9/28/2018	31	35	TT092418L	1,1,2-TRICHLOROTRIFLUOROETHANE	76-13-1	100	U	UG/L
LC34-DPT0646-033.0-20180928	GW	9/28/2018	31	35	TT092418L	TRICHLOROETHENE	79-01-6	100	U	UG/L
LC34-DPT0646-038.0-20180928	GW	9/28/2018	36	40	TT092418L	CIS-1,2-DICHLOROETHENE	156-59-2	500		UG/L
LC34-DPT0646-043.0-20180928	GW	9/28/2018	41	45	TT092418L	1,1,2-TRICHLOROTRIFLUOROETHANE	76-13-1	10	U	UG/L
LC34-DPT0646-043.0-20180928	GW	9/28/2018	41	45	TT092418L	TRICHLOROETHENE	79-01-6	17		UG/L
LC34-DPT0646-048.0-20180928	GW	9/28/2018	46	50	TT092418L	CIS-1,2-DICHLOROETHENE	156-59-2	33		UG/L
LC34-DPT0646-053.0-20180928	GW	9/28/2018	51	55	TT092418L	1,1,2-TRICHLOROTRIFLUOROETHANE	76-13-1	3	U	UG/L
LC34-DPT0646-053.0-20180928	GW	9/28/2018	51	55	TT092418L	TRICHLOROETHENE	79-01-6	3	U	UG/L
LC34-DPT0646-058.0-20180928	GW	9/28/2018	56	60	TT092418L	CIS-1,2-DICHLOROETHENE	156-59-2	28		UG/L
LC34-DPT0646-063.0-20180928	GW	9/28/2018	61	65	TT092418L	1,1,2-TRICHLOROTRIFLUOROETHANE	76-13-1	1	U	UG/L
LC34-DPT0646-063.0-20180928	GW	9/28/2018	61	65	TT092418L	TRICHLOROETHENE	79-01-6	1	U	UG/L
LC34-DPT0646-068.0-20180928	GW	9/28/2018	66	70	TT092418L	CIS-1,2-DICHLOROETHENE	156-59-2	23		UG/L
LC34-DPT0646-073.0-20180928	GW	9/28/2018	71	75	TT092418L	1,1,2-TRICHLOROTRIFLUOROETHANE	76-13-1	1	U	UG/L
LC34-DPT0646-073.0-20180928	GW	9/28/2018	71	75	TT092418L	TRICHLOROETHENE	79-01-6	1	U	UG/L
LC34-DPT0646-078.0-20181001	GW	10/1/2018	76	80	TT092418L	CIS-1,2-DICHLOROETHENE	156-59-2	2	U	UG/L
LC34-DPT0646-083.0-20181001	GW	10/1/2018	81	85	TT092418L	1,1,2-TRICHLOROTRIFLUOROETHANE	76-13-1	1	U	UG/L
LC34-DPT0646-083.0-20181001	GW	10/1/2018	81	85	TT092418L	TRICHLOROETHENE	79-01-6	1	U	UG/L
LC34-DPT0646-088.0-20181001	GW	10/1/2018	86	90	TT092418L	CIS-1,2-DICHLOROETHENE	156-59-2	94		UG/L
LC34-DPT0646-093.0-20181001	GW	10/1/2018	91	95	TT092418L	1,1,2-TRICHLOROTRIFLUOROETHANE	76-13-1	3	U	UG/L
LC34-DPT0646-093.0-20181001	GW	10/1/2018	91	95	TT092418L	TRICHLOROETHENE	79-01-6	3	U	UG/L
LC34-DPT0646-098.0-20181001	GW	10/1/2018	96	100	TT092418L	CIS-1,2-DICHLOROETHENE	156-59-2	24		UG/L
LC34-DPT0647-008.0-20181001	GW	10/1/2018	6	10	TT092418L	1,1,2-TRICHLOROTRIFLUOROETHANE	76-13-1	1	U	UG/L
LC34-DPT0647-008.0-20181001	GW	10/1/2018	6	10	TT092418L	TRICHLOROETHENE	79-01-6	1	U	UG/L
LC34-DPT0647-013.0-20181001	GW	10/1/2018	11	15	TT092418L	CIS-1,2-DICHLOROETHENE	156-59-2	45		UG/L
LC34-DPT0647-018.0-20181001	GW	10/1/2018	16	20	TT092418L	1,1,2-TRICHLOROTRIFLUOROETHANE	76-13-1	1	U	UG/L
LC34-DPT0647-018.0-20181001	GW	10/1/2018	16	20	TT092418L	TRICHLOROETHENE	79-01-6	1	U	UG/L
LC34-DPT0647-023.0-20181001	GW	10/1/2018	21	25	TT092418L	CIS-1,2-DICHLOROETHENE	156-59-2	5100		UG/L
LC34-DPT0647-028.0-20181001	GW	10/1/2018	26	30	TT092418L	1,1,2-TRICHLOROTRIFLUOROETHANE	76-13-1	290	U	UG/L
LC34-DPT0647-028.0-20181001	GW	10/1/2018	26	30	TT092418L	TRICHLOROETHENE	79-01-6	340		UG/L
LC34-DPT0647-033.0-20181001	GW	10/1/2018	31	35	TT092418L	CIS-1,2-DICHLOROETHENE	156-59-2	19900		UG/L
LC34-DPT0647-038.0-20181001	GW	10/1/2018	36	40	TT092418L	1,1,2-TRICHLOROTRIFLUOROETHANE	76-13-1	3	U	UG/L
LC34-DPT0647-038.0-20181001	GW	10/1/2018	36	40	TT092418L	TRICHLOROETHENE	79-01-6	3	U	UG/L
LC34-DPT0647-043.0-20181001	GW	10/1/2018	41	45	TT092418L	CIS-1,2-DICHLOROETHENE	156-59-2	5		UG/L
LC34-DPT0647-048.0-20181001	GW	10/1/2018	46	50	TT092418L	1,1,2-TRICHLOROTRIFLUOROETHANE	76-13-1	1	U	UG/L
LC34-DPT0647-048.0-20181001	GW	10/1/2018	46	50	TT092418L	TRICHLOROETHENE	79-01-6	1	U	UG/L
LC34-DPT0647-053.0-20181001	GW	10/1/2018	51	55	TT092418L	CIS-1,2-DICHLOROETHENE	156-59-2	15		UG/L
LC34-DPT0647-058.0-20181001	GW	10/1/2018	56	60	TT092418L	1,1,2-TRICHLOROTRIFLUOROETHANE	76-13-1	1	U	UG/L
LC34-DPT0647-058.0-20181001	GW	10/1/2018	56	60	TT092418L	TRICHLOROETHENE	79-01-6	1	U	UG/L

Sample	Matrix	Sample Date	Top Depth	Bottom Depth	SDG	Parameter	CAS	Lab Result	Lab Qualifier	Units
LC34-DPT0647-063.0-20181001	GW	10/1/2018	61	65	TT092418L	CIS-1,2-DICHLOROETHENE	156-59-2	8		UG/L
LC34-DPT0643-093.0-20180926	GW	9/26/2018	91	95	TT092418L	VINYL CHLORIDE	75-01-4	290		UG/L
LC34-DPT0643-098.0-20180926	GW	9/26/2018	96	100	TT092418L	TRANS-1,2-DICHLOROETHENE	156-60-5	1	U	UG/L
LC34-DPT0643-103.0-20180926	GW	9/26/2018	101	105	TT092418L	1,1-DICHLOROETHENE	75-35-4	1	U	UG/L
LC34-DPT0643-103.0-20180926	GW	9/26/2018	101	105	TT092418L	VINYL CHLORIDE	75-01-4	30		UG/L
LC34-DPT0644-008.0-20180926	GW	9/26/2018	6	10	TT092418L	TRANS-1,2-DICHLOROETHENE	156-60-5	1	U	UG/L
LC34-DPT0644-013.0-20180926	GW	9/26/2018	11	15	TT092418L	1,1-DICHLOROETHENE	75-35-4	1	U	UG/L
LC34-DPT0644-013.0-20180926	GW	9/26/2018	11	15	TT092418L	VINYL CHLORIDE	75-01-4	30		UG/L
LC34-DPT0644-018.0-20180926	GW	9/26/2018	16	20	TT092418L	TRANS-1,2-DICHLOROETHENE	156-60-5	2	U	UG/L
LC34-DPT0644-023.0-20180926	GW	9/26/2018	21	25	TT092418L	1,1-DICHLOROETHENE	75-35-4	10	U	UG/L
LC34-DPT0644-023.0-20180926	GW	9/26/2018	21	25	TT092418L	VINYL CHLORIDE	75-01-4	1600		UG/L
LC34-DPT0644-028.0-20180926	GW	9/26/2018	26	30	TT092418L	TRANS-1,2-DICHLOROETHENE	156-60-5	30		UG/L
LC34-DPT0644-033.0-20180926	GW	9/26/2018	31	35	TT092418L	1,1-DICHLOROETHENE	75-35-4	100	U	UG/L
LC34-DPT0644-033.0-20180926	GW	9/26/2018	31	35	TT092418L	VINYL CHLORIDE	75-01-4	13300		UG/L
LC34-DPT0644-038.0-20180926	GW	9/26/2018	36	40	TT092418L	TRANS-1,2-DICHLOROETHENE	156-60-5	320		UG/L
LC34-DPT0644-043.0-20180926	GW	9/26/2018	41	45	TT092418L	1,1-DICHLOROETHENE	75-35-4	20	U	UG/L
LC34-DPT0644-043.0-20180926	GW	9/26/2018	41	45	TT092418L	VINYL CHLORIDE	75-01-4	670		UG/L
LC34-DPT0644-048.0-20180926	GW	9/26/2018	46	50	TT092418L	TRANS-1,2-DICHLOROETHENE	156-60-5	3	U	UG/L
LC34-DPT0644-053.0-20180926	GW	9/26/2018	51	55	TT092418L	1,1-DICHLOROETHENE	75-35-4	3	U	UG/L
LC34-DPT0644-053.0-20180926	GW	9/26/2018	51	55	TT092418L	VINYL CHLORIDE	75-01-4	9		UG/L
LC34-DPT0644-058.0-20180926	GW	9/26/2018	56	60	TT092418L	TRANS-1,2-DICHLOROETHENE	156-60-5	3	U	UG/L
LC34-DPT0644-063.0-20180926	GW	9/26/2018	61	65	TT092418L	1,1-DICHLOROETHENE	75-35-4	3	U	UG/L
LC34-DPT0644-063.0-20180926	GW	9/26/2018	61	65	TT092418L	VINYL CHLORIDE	75-01-4	150		UG/L
LC34-DPT0644-068.0-20180927	GW	9/27/2018	66	70	TT092418L	TRANS-1,2-DICHLOROETHENE	156-60-5	5		UG/L
LC34-DPT0644-073.0-20180927	GW	9/27/2018	71	75	TT092418L	1,1-DICHLOROETHENE	75-35-4	47		UG/L
LC34-DPT0644-073.0-20180927	GW	9/27/2018	71	75	TT092418L	VINYL CHLORIDE	75-01-4	17		UG/L
LC34-DPT0644-078.0-20180927	GW	9/27/2018	76	80	TT092418L	TRANS-1,2-DICHLOROETHENE	156-60-5	3	U	UG/L
LC34-DPT0644-083.0-20180927	GW	9/27/2018	81	85	TT092418L	1,1-DICHLOROETHENE	75-35-4	10	U	UG/L
LC34-DPT0644-083.0-20180927	GW	9/27/2018	81	85	TT092418L	VINYL CHLORIDE	75-01-4	33		UG/L
LC34-DPT0644-088.0-20180927	GW	9/27/2018	86	90	TT092418L	TRANS-1,2-DICHLOROETHENE	156-60-5	40	U	UG/L
LC34-DPT0644-093.0-20180927	GW	9/27/2018	91	95	TT092418L	1,1-DICHLOROETHENE	75-35-4	5	U	UG/L
LC34-DPT0644-093.0-20180927	GW	9/27/2018	91	95	TT092418L	VINYL CHLORIDE	75-01-4	260		UG/L
LC34-DPT0644-098.0-20180927	GW	9/27/2018	96	100	TT092418L	TRANS-1,2-DICHLOROETHENE	156-60-5	2		UG/L
LC34-DPT0645-008.0-20180927	GW	9/27/2018	6	10	TT092418L	1,1-DICHLOROETHENE	75-35-4	1	U	UG/L
LC34-DPT0645-008.0-20180927	GW	9/27/2018	6	10	TT092418L	VINYL CHLORIDE	75-01-4	11		UG/L
LC34-DPT0645-013.0-20180927	GW	9/27/2018	11	15	TT092418L	TRANS-1,2-DICHLOROETHENE	156-60-5	1	U	UG/L
LC34-DPT0645-018.0-20180927	GW	9/27/2018	16	20	TT092418L	1,1-DICHLOROETHENE	75-35-4	1	U	UG/L
LC34-DPT0645-018.0-20180927	GW	9/27/2018	16	20	TT092418L	VINYL CHLORIDE	75-01-4	25		UG/L
LC34-DPT0645-023.0-20180927	GW	9/27/2018	21	25	TT092418L	TRANS-1,2-DICHLOROETHENE	156-60-5	3	U	UG/L
LC34-DPT0645-028.0-20180927	GW	9/27/2018	26	30	TT092418L	1,1-DICHLOROETHENE	75-35-4	3	U	UG/L

Sample	Matrix	Sample Date	Top Depth	Bottom Depth	SDG	Parameter	CAS	Lab Result	Lab Qualifier	Units
LC34-DPT0645-028.0-20180927	GW	9/27/2018	26	30	TT092418L	VINYL CHLORIDE	75-01-4	4400		UG/L
LC34-DPT0645-033.0-20180927	GW	9/27/2018	31	35	TT092418L	TRANS-1,2-DICHLOROETHENE	156-60-5	160		UG/L
LC34-DPT0645-038.0-20180927	GW	9/27/2018	36	40	TT092418L	1,1-DICHLOROETHENE	75-35-4	100	U	UG/L
LC34-DPT0645-038.0-20180927	GW	9/27/2018	36	40	TT092418L	VINYL CHLORIDE	75-01-4	42900		UG/L
LC34-DPT0645-043.0-20180927	GW	9/27/2018	41	45	TT092418L	TRANS-1,2-DICHLOROETHENE	156-60-5	440		UG/L
LC34-DPT0645-048.0-20180927	GW	9/27/2018	46	50	TT092418L	1,1-DICHLOROETHENE	75-35-4	20	U	UG/L
LC34-DPT0645-048.0-20180927	GW	9/27/2018	46	50	TT092418L	VINYL CHLORIDE	75-01-4	2300		UG/L
LC34-DPT0645-053.0-20180927	GW	9/27/2018	51	55	TT092418L	TRANS-1,2-DICHLOROETHENE	156-60-5	110		UG/L
LC34-DPT0645-058.0-20180927	GW	9/27/2018	56	60	TT092418L	1,1-DICHLOROETHENE	75-35-4	40	U	UG/L
LC34-DPT0645-058.0-20180927	GW	9/27/2018	56	60	TT092418L	VINYL CHLORIDE	75-01-4	900		UG/L
LC34-DPT0645-063.0-20180927	GW	9/27/2018	61	65	TT092418L	TRANS-1,2-DICHLOROETHENE	156-60-5	10	U	UG/L
LC34-DPT0645-068.0-20180927	GW	9/27/2018	66	70	TT092418L	1,1-DICHLOROETHENE	75-35-4	10	U	UG/L
LC34-DPT0645-068.0-20180927	GW	9/27/2018	66	70	TT092418L	VINYL CHLORIDE	75-01-4	52		UG/L
LC34-DPT0645-073.0-20180927	GW	9/27/2018	71	75	TT092418L	TRANS-1,2-DICHLOROETHENE	156-60-5	290	U	UG/L
LC34-DPT0645-078.0-20180928	GW	9/28/2018	76	80	TT092418L	1,1-DICHLOROETHENE	75-35-4	290	U	UG/L
LC34-DPT0645-078.0-20180928	GW	9/28/2018	76	80	TT092418L	VINYL CHLORIDE	75-01-4	290	U	UG/L
LC34-DPT0645-083.0-20180928	GW	9/28/2018	81	85	TT092418L	TRANS-1,2-DICHLOROETHENE	156-60-5	1000	U	UG/L
LC34-DPT0645-083.0-20180928	GW	9/28/2018	81	85	TT092418L	VINYL CHLORIDE	75-01-4	1000	U	UG/L
LC34-DPT0645-088.0-20180928	GW	9/28/2018	86	90	TT092418L	TRANS-1,2-DICHLOROETHENE	156-60-5	1000	U	UG/L
LC34-DPT0645-093.0-20180928	GW	9/28/2018	91	95	TT092418L	1,1-DICHLOROETHENE	75-35-4	290	U	UG/L
LC34-DPT0645-093.0-20180928	GW	9/28/2018	91	95	TT092418L	VINYL CHLORIDE	75-01-4	290	U	UG/L
LC34-DPT0645-098.0-20180928	GW	9/28/2018	96	100	TT092418L	TRANS-1,2-DICHLOROETHENE	156-60-5	1000	U	UG/L
LC34-DPT0646-008.0-20180928	GW	9/28/2018	6	10	TT092418L	1,1-DICHLOROETHENE	75-35-4	1	U	UG/L
LC34-DPT0646-008.0-20180928	GW	9/28/2018	6	10	TT092418L	VINYL CHLORIDE	75-01-4	1	U	UG/L
LC34-DPT0646-013.0-20180928	GW	9/28/2018	11	15	TT092418L	TRANS-1,2-DICHLOROETHENE	156-60-5	1	U	UG/L
LC34-DPT0646-018.0-20180928	GW	9/28/2018	16	20	TT092418L	1,1-DICHLOROETHENE	75-35-4	1	U	UG/L
LC34-DPT0646-018.0-20180928	GW	9/28/2018	16	20	TT092418L	VINYL CHLORIDE	75-01-4	34		UG/L
LC34-DPT0646-023.0-20180928	GW	9/28/2018	21	25	TT092418L	TRANS-1,2-DICHLOROETHENE	156-60-5	53		UG/L
LC34-DPT0646-028.0-20180928	GW	9/28/2018	26	30	TT092418L	1,1-DICHLOROETHENE	75-35-4	40	U	UG/L
LC34-DPT0646-028.0-20180928	GW	9/28/2018	26	30	TT092418L	VINYL CHLORIDE	75-01-4	18600	J	UG/L
LC34-DPT0646-033.0-20180928	GW	9/28/2018	31	35	TT092418L	TRANS-1,2-DICHLOROETHENE	156-60-5	140		UG/L
LC34-DPT0646-038.0-20180928	GW	9/28/2018	36	40	TT092418L	1,1-DICHLOROETHENE	75-35-4	40	U	UG/L
LC34-DPT0646-038.0-20180928	GW	9/28/2018	36	40	TT092418L	VINYL CHLORIDE	75-01-4	7300		UG/L
LC34-DPT0646-043.0-20180928	GW	9/28/2018	41	45	TT092418L	TRANS-1,2-DICHLOROETHENE	156-60-5	10	U	UG/L
LC34-DPT0646-048.0-20180928	GW	9/28/2018	46	50	TT092418L	1,1-DICHLOROETHENE	75-35-4	3	U	UG/L
LC34-DPT0646-048.0-20180928	GW	9/28/2018	46	50	TT092418L	VINYL CHLORIDE	75-01-4	47		UG/L
LC34-DPT0646-053.0-20180928	GW	9/28/2018	51	55	TT092418L	TRANS-1,2-DICHLOROETHENE	156-60-5	3	U	UG/L
LC34-DPT0646-058.0-20180928	GW	9/28/2018	56	60	TT092418L	1,1-DICHLOROETHENE	75-35-4	3	U	UG/L
LC34-DPT0646-058.0-20180928	GW	9/28/2018	56	60	TT092418L	VINYL CHLORIDE	75-01-4	47		UG/L
LC34-DPT0646-063.0-20180928	GW	9/28/2018	61	65	TT092418L	TRANS-1,2-DICHLOROETHENE	156-60-5	1	U	UG/L

Sample	Matrix	Sample Date	Top Depth	Bottom Depth	SDG	Parameter	CAS	Lab Result	Lab Qualifier	Units
LC34-DPT0646-068.0-20180928	GW	9/28/2018	66	70	TT092418L	1,1-DICHLOROETHENE	75-35-4	3	U	UG/L
LC34-DPT0646-068.0-20180928	GW	9/28/2018	66	70	TT092418L	VINYL CHLORIDE	75-01-4	24		UG/L
LC34-DPT0646-073.0-20180928	GW	9/28/2018	71	75	TT092418L	TRANS-1,2-DICHLOROETHENE	156-60-5	1	U	UG/L
LC34-DPT0646-078.0-20181001	GW	10/1/2018	76	80	TT092418L	1,1-DICHLOROETHENE	75-35-4	2	U	UG/L
LC34-DPT0646-078.0-20181001	GW	10/1/2018	76	80	TT092418L	VINYL CHLORIDE	75-01-4	2	U	UG/L
LC34-DPT0646-083.0-20181001	GW	10/1/2018	81	85	TT092418L	TRANS-1,2-DICHLOROETHENE	156-60-5	1	U	UG/L
LC34-DPT0646-088.0-20181001	GW	10/1/2018	86	90	TT092418L	1,1-DICHLOROETHENE	75-35-4	3	U	UG/L
LC34-DPT0646-088.0-20181001	GW	10/1/2018	86	90	TT092418L	VINYL CHLORIDE	75-01-4	97		UG/L
LC34-DPT0646-093.0-20181001	GW	10/1/2018	91	95	TT092418L	TRANS-1,2-DICHLOROETHENE	156-60-5	3	U	UG/L
LC34-DPT0646-098.0-20181001	GW	10/1/2018	96	100	TT092418L	1,1-DICHLOROETHENE	75-35-4	1	U	UG/L
LC34-DPT0646-098.0-20181001	GW	10/1/2018	96	100	TT092418L	VINYL CHLORIDE	75-01-4	49		UG/L
LC34-DPT0647-008.0-20181001	GW	10/1/2018	6	10	TT092418L	TRANS-1,2-DICHLOROETHENE	156-60-5	1	U	UG/L
LC34-DPT0647-013.0-20181001	GW	10/1/2018	11	15	TT092418L	1,1-DICHLOROETHENE	75-35-4	1	U	UG/L
LC34-DPT0647-013.0-20181001	GW	10/1/2018	11	15	TT092418L	VINYL CHLORIDE	75-01-4	85		UG/L
LC34-DPT0647-018.0-20181001	GW	10/1/2018	16	20	TT092418L	TRANS-1,2-DICHLOROETHENE	156-60-5	1	U	UG/L
LC34-DPT0647-023.0-20181001	GW	10/1/2018	21	25	TT092418L	1,1-DICHLOROETHENE	75-35-4	20	U	UG/L
LC34-DPT0647-023.0-20181001	GW	10/1/2018	21	25	TT092418L	VINYL CHLORIDE	75-01-4	14500	J	UG/L
LC34-DPT0647-028.0-20181001	GW	10/1/2018	26	30	TT092418L	TRANS-1,2-DICHLOROETHENE	156-60-5	790		UG/L
LC34-DPT0647-033.0-20181001	GW	10/1/2018	31	35	TT092418L	1,1-DICHLOROETHENE	75-35-4	100	U	UG/L
LC34-DPT0647-033.0-20181001	GW	10/1/2018	31	35	TT092418L	VINYL CHLORIDE	75-01-4	13100		UG/L
LC34-DPT0647-038.0-20181001	GW	10/1/2018	36	40	TT092418L	TRANS-1,2-DICHLOROETHENE	156-60-5	3	U	UG/L
LC34-DPT0647-043.0-20181001	GW	10/1/2018	41	45	TT092418L	1,1-DICHLOROETHENE	75-35-4	1	U	UG/L
LC34-DPT0647-043.0-20181001	GW	10/1/2018	41	45	TT092418L	VINYL CHLORIDE	75-01-4	2		UG/L
LC34-DPT0647-048.0-20181001	GW	10/1/2018	46	50	TT092418L	TRANS-1,2-DICHLOROETHENE	156-60-5	1	U	UG/L
LC34-DPT0647-053.0-20181001	GW	10/1/2018	51	55	TT092418L	1,1-DICHLOROETHENE	75-35-4	1	U	UG/L
LC34-DPT0647-053.0-20181001	GW	10/1/2018	51	55	TT092418L	VINYL CHLORIDE	75-01-4	5		UG/L
LC34-DPT0647-058.0-20181001	GW	10/1/2018	56	60	TT092418L	TRANS-1,2-DICHLOROETHENE	156-60-5	1	U	UG/L
LC34-DPT0647-063.0-20181001	GW	10/1/2018	61	65	TT092418L	1,1-DICHLOROETHENE	75-35-4	1	U	UG/L
LC34-DPT0647-063.0-20181001	GW	10/1/2018	61	65	TT092418L	VINYL CHLORIDE	75-01-4	3		UG/L
LC34-DPT0647-068.0-20181001	GW	10/1/2018	66	70	TT092418L	TRANS-1,2-DICHLOROETHENE	156-60-5	1	U	UG/L
LC34-DPT0647-073.0-20181002	GW	10/2/2018	71	75	TT092418L	1,1-DICHLOROETHENE	75-35-4	1	U	UG/L
LC34-DPT0647-073.0-20181002	GW	10/2/2018	71	75	TT092418L	VINYL CHLORIDE	75-01-4	10		UG/L
LC34-DPT0647-078.0-20181002	GW	10/2/2018	76	80	TT092418L	TRANS-1,2-DICHLOROETHENE	156-60-5	5		UG/L
LC34-DPT0645-078.0-20180928	GW	9/28/2018	76	80	TT092418L	CIS-1,2-DICHLOROETHENE	156-59-2	24100		UG/L
LC34-DPT0645-083.0-20180928	GW	9/28/2018	81	85	TT092418L	1,1,2-TRICHLOROTRIFLUOROETHANE	76-13-1	1000	U	UG/L
LC34-DPT0645-083.0-20180928	GW	9/28/2018	81	85	TT092418L	TRICHLOROETHENE	79-01-6	118000		UG/L
LC34-DPT0645-088.0-20180928	GW	9/28/2018	86	90	TT092418L	CIS-1,2-DICHLOROETHENE	156-59-2	25500		UG/L
LC34-DPT0645-093.0-20180928	GW	9/28/2018	91	95	TT092418L	1,1,2-TRICHLOROTRIFLUOROETHANE	76-13-1	290	U	UG/L
LC34-DPT0645-093.0-20180928	GW	9/28/2018	91	95	TT092418L	TRICHLOROETHENE	79-01-6	245000	J	UG/L
LC34-DPT0645-098.0-20180928	GW	9/28/2018	96	100	TT092418L	CIS-1,2-DICHLOROETHENE	156-59-2	1000	U	UG/L

Sample	Matrix	Sample Date	Top Depth	Bottom Depth	SDG	Parameter	CAS	Lab Result	Lab Qualifier	Units
LC34-DPT0646-008.0-20180928	GW	9/28/2018	6	10	TT092418L	1,1,2-TRICHLOROTRIFLUOROETHANE	76-13-1	1	U	UG/L
LC34-DPT0646-008.0-20180928	GW	9/28/2018	6	10	TT092418L	TRICHLOROETHENE	79-01-6	1	U	UG/L
LC34-DPT0646-013.0-20180928	GW	9/28/2018	11	15	TT092418L	CIS-1,2-DICHLOROETHENE	156-59-2	2		UG/L
LC34-DPT0646-018.0-20180928	GW	9/28/2018	16	20	TT092418L	1,1,2-TRICHLOROTRIFLUOROETHANE	76-13-1	1	U	UG/L
LC34-DPT0646-018.0-20180928	GW	9/28/2018	16	20	TT092418L	TRICHLOROETHENE	79-01-6	3		UG/L
LC34-DPT0646-023.0-20180928	GW	9/28/2018	21	25	TT092418L	CIS-1,2-DICHLOROETHENE	156-59-2	73		UG/L
LC34-DPT0646-028.0-20180928	GW	9/28/2018	26	30	TT092418L	1,1,2-TRICHLOROTRIFLUOROETHANE	76-13-1	40	U	UG/L
LC34-DPT0646-028.0-20180928	GW	9/28/2018	26	30	TT092418L	TRICHLOROETHENE	79-01-6	40	U	UG/L
LC34-DPT0646-033.0-20180928	GW	9/28/2018	31	35	TT092418L	CIS-1,2-DICHLOROETHENE	156-59-2	21900		UG/L
LC34-DPT0646-038.0-20180928	GW	9/28/2018	36	40	TT092418L	1,1,2-TRICHLOROTRIFLUOROETHANE	76-13-1	40	U	UG/L
LC34-DPT0646-038.0-20180928	GW	9/28/2018	36	40	TT092418L	TRICHLOROETHENE	79-01-6	40	U	UG/L
LC34-DPT0646-043.0-20180928	GW	9/28/2018	41	45	TT092418L	CIS-1,2-DICHLOROETHENE	156-59-2	180		UG/L
LC34-DPT0646-048.0-20180928	GW	9/28/2018	46	50	TT092418L	1,1,2-TRICHLOROTRIFLUOROETHANE	76-13-1	3	U	UG/L
LC34-DPT0646-048.0-20180928	GW	9/28/2018	46	50	TT092418L	TRICHLOROETHENE	79-01-6	3	U	UG/L
LC34-DPT0646-053.0-20180928	GW	9/28/2018	51	55	TT092418L	CIS-1,2-DICHLOROETHENE	156-59-2	5		UG/L
LC34-DPT0646-058.0-20180928	GW	9/28/2018	56	60	TT092418L	1,1,2-TRICHLOROTRIFLUOROETHANE	76-13-1	3	U	UG/L
LC34-DPT0646-058.0-20180928	GW	9/28/2018	56	60	TT092418L	TRICHLOROETHENE	79-01-6	3	U	UG/L
LC34-DPT0646-063.0-20180928	GW	9/28/2018	61	65	TT092418L	CIS-1,2-DICHLOROETHENE	156-59-2	29		UG/L
LC34-DPT0646-068.0-20180928	GW	9/28/2018	66	70	TT092418L	1,1,2-TRICHLOROTRIFLUOROETHANE	76-13-1	3	U	UG/L
LC34-DPT0646-068.0-20180928	GW	9/28/2018	66	70	TT092418L	TRICHLOROETHENE	79-01-6	3	U	UG/L
LC34-DPT0646-073.0-20180928	GW	9/28/2018	71	75	TT092418L	CIS-1,2-DICHLOROETHENE	156-59-2	21		UG/L
LC34-DPT0646-078.0-20181001	GW	10/1/2018	76	80	TT092418L	1,1,2-TRICHLOROTRIFLUOROETHANE	76-13-1	2	U	UG/L
LC34-DPT0646-078.0-20181001	GW	10/1/2018	76	80	TT092418L	TRICHLOROETHENE	79-01-6	2	U	UG/L
LC34-DPT0646-083.0-20181001	GW	10/1/2018	81	85	TT092418L	CIS-1,2-DICHLOROETHENE	156-59-2	29		UG/L
LC34-DPT0646-088.0-20181001	GW	10/1/2018	86	90	TT092418L	1,1,2-TRICHLOROTRIFLUOROETHANE	76-13-1	3	U	UG/L
LC34-DPT0646-088.0-20181001	GW	10/1/2018	86	90	TT092418L	TRICHLOROETHENE	79-01-6	3	U	UG/L
LC34-DPT0646-093.0-20181001	GW	10/1/2018	91	95	TT092418L	CIS-1,2-DICHLOROETHENE	156-59-2	190		UG/L
LC34-DPT0646-098.0-20181001	GW	10/1/2018	96	100	TT092418L	1,1,2-TRICHLOROTRIFLUOROETHANE	76-13-1	1	U	UG/L
LC34-DPT0646-098.0-20181001	GW	10/1/2018	96	100	TT092418L	TRICHLOROETHENE	79-01-6	1	U	UG/L
LC34-DPT0647-008.0-20181001	GW	10/1/2018	6	10	TT092418L	CIS-1,2-DICHLOROETHENE	156-59-2	9		UG/L
LC34-DPT0647-013.0-20181001	GW	10/1/2018	11	15	TT092418L	1,1,2-TRICHLOROTRIFLUOROETHANE	76-13-1	1	U	UG/L
LC34-DPT0647-013.0-20181001	GW	10/1/2018	11	15	TT092418L	TRICHLOROETHENE	79-01-6	1	U	UG/L
LC34-DPT0647-018.0-20181001	GW	10/1/2018	16	20	TT092418L	CIS-1,2-DICHLOROETHENE	156-59-2	8		UG/L
LC34-DPT0647-023.0-20181001	GW	10/1/2018	21	25	TT092418L	1,1,2-TRICHLOROTRIFLUOROETHANE	76-13-1	20	U	UG/L
LC34-DPT0647-023.0-20181001	GW	10/1/2018	21	25	TT092418L	TRICHLOROETHENE	79-01-6	20	U	UG/L
LC34-DPT0647-028.0-20181001	GW	10/1/2018	26	30	TT092418L	CIS-1,2-DICHLOROETHENE	156-59-2	46900		UG/L
LC34-DPT0647-033.0-20181001	GW	10/1/2018	31	35	TT092418L	1,1,2-TRICHLOROTRIFLUOROETHANE	76-13-1	100	U	UG/L
LC34-DPT0647-033.0-20181001	GW	10/1/2018	31	35	TT092418L	TRICHLOROETHENE	79-01-6	100	U	UG/L
LC34-DPT0647-038.0-20181001	GW	10/1/2018	36	40	TT092418L	CIS-1,2-DICHLOROETHENE	156-59-2	390		UG/L
LC34-DPT0647-043.0-20181001	GW	10/1/2018	41	45	TT092418L	1,1,2-TRICHLOROTRIFLUOROETHANE	76-13-1	1	U	UG/L

Sample	Matrix	Sample Date	Top Depth	Bottom Depth	SDG	Parameter	CAS	Lab Result	Lab Qualifier	Units
LC34-DPT0647-043.0-20181001	GW	10/1/2018	41	45	TT092418L	TRICHLOROETHENE	79-01-6	1	U	UG/L
LC34-DPT0647-048.0-20181001	GW	10/1/2018	46	50	TT092418L	CIS-1,2-DICHLOROETHENE	156-59-2	3		UG/L
LC34-DPT0647-053.0-20181001	GW	10/1/2018	51	55	TT092418L	1,1,2-TRICHLOROTRIFLUOROETHANE	76-13-1	1	U	UG/L
LC34-DPT0647-053.0-20181001	GW	10/1/2018	51	55	TT092418L	TRICHLOROETHENE	79-01-6	1	U	UG/L
LC34-DPT0647-058.0-20181001	GW	10/1/2018	56	60	TT092418L	CIS-1,2-DICHLOROETHENE	156-59-2	9		UG/L
LC34-DPT0647-063.0-20181001	GW	10/1/2018	61	65	TT092418L	1,1,2-TRICHLOROTRIFLUOROETHANE	76-13-1	1	U	UG/L
LC34-DPT0647-063.0-20181001	GW	10/1/2018	61	65	TT092418L	TRICHLOROETHENE	79-01-6	1	U	UG/L
LC34-DPT0647-068.0-20181001	GW	10/1/2018	66	70	TT092418L	CIS-1,2-DICHLOROETHENE	156-59-2	8		UG/L
LC34-DPT0647-083.0-20181002	GW	10/2/2018	81	85	TT092418L	1,1-DICHLOROETHENE	75-35-4	1	U	UG/L
LC34-DPT0647-083.0-20181002	GW	10/2/2018	81	85	TT092418L	VINYL CHLORIDE	75-01-4	2		UG/L
LC34-DPT0647-088.0-20181002	GW	10/2/2018	86	90	TT092418L	TRANS-1,2-DICHLOROETHENE	156-60-5	1	U	UG/L
LC34-DPT0647-093.0-20181002	GW	10/2/2018	91	95	TT092418L	1,1-DICHLOROETHENE	75-35-4	3	U	UG/L
LC34-DPT0647-093.0-20181002	GW	10/2/2018	91	95	TT092418L	VINYL CHLORIDE	75-01-4	200		UG/L
LC34-DPT0647-098.0-20181002	GW	10/2/2018	96	100	TT092418L	TRANS-1,2-DICHLOROETHENE	156-60-5	1	U	UG/L
LC34-DPT0648-008.0-20181002	GW	10/2/2018	6	10	TT092418L	1,1-DICHLOROETHENE	75-35-4	1	U	UG/L
LC34-DPT0648-008.0-20181002	GW	10/2/2018	6	10	TT092418L	VINYL CHLORIDE	75-01-4	1	U	UG/L
LC34-DPT0648-013.0-20181002	GW	10/2/2018	11	15	TT092418L	TRANS-1,2-DICHLOROETHENE	156-60-5	1	U	UG/L
LC34-DPT0648-018.0-20181002	GW	10/2/2018	16	20	TT092418L	1,1-DICHLOROETHENE	75-35-4	1	U	UG/L
LC34-DPT0648-018.0-20181002	GW	10/2/2018	16	20	TT092418L	VINYL CHLORIDE	75-01-4	15		UG/L
LC34-DPT0648-023.0-20181002	GW	10/2/2018	21	25	TT092418L	TRANS-1,2-DICHLOROETHENE	156-60-5	2		UG/L
LC34-DPT0648-028.0-20181002	GW	10/2/2018	26	30	TT092418L	1,1-DICHLOROETHENE	75-35-4	1	U	UG/L
LC34-DPT0648-028.0-20181002	GW	10/2/2018	26	30	TT092418L	VINYL CHLORIDE	75-01-4	43		UG/L
LC34-DPT0648-033.0-20181002	GW	10/2/2018	31	35	TT092418L	TRANS-1,2-DICHLOROETHENE	156-60-5	290	U	UG/L
LC34-DPT0648-038.0-20181002	GW	10/2/2018	36	40	TT092418L	1,1-DICHLOROETHENE	75-35-4	5000	U	UG/L
LC34-DPT0648-038.0-20181002	GW	10/2/2018	36	40	TT092418L	VINYL CHLORIDE	75-01-4	5000	U	UG/L
LC34-DPT0648-043.0-20181002	GW	10/2/2018	41	45	TT092418L	TRANS-1,2-DICHLOROETHENE	156-60-5	5000	U	UG/L
LC34-DPT0648-048.0-20181002	GW	10/2/2018	46	50	TT092418L	1,1-DICHLOROETHENE	75-35-4	10000	U	UG/L
LC34-DPT0648-048.0-20181002	GW	10/2/2018	46	50	TT092418L	VINYL CHLORIDE	75-01-4	10000	U	UG/L
LC34-DPT0648-053.0-20181002	GW	10/2/2018	51	55	TT092418L	TRANS-1,2-DICHLOROETHENE	156-60-5	2000	U	UG/L
LC34-DPT0648-058.0-20181002	GW	10/2/2018	56	60	TT092418L	1,1-DICHLOROETHENE	75-35-4	10000	U	UG/L
LC34-DPT0648-058.0-20181002	GW	10/2/2018	56	60	TT092418L	VINYL CHLORIDE	75-01-4	10000	U	UG/L
LC34-DPT0648-063.0-20181002	GW	10/2/2018	61	65	TT092418L	TRANS-1,2-DICHLOROETHENE	156-60-5	10000	U	UG/L
LC34-DPT0648-068.0-20181002	GW	10/2/2018	66	70	TT092418L	1,1-DICHLOROETHENE	75-35-4	290	U	UG/L
LC34-DPT0648-068.0-20181002	GW	10/2/2018	66	70	TT092418L	VINYL CHLORIDE	75-01-4	290	U	UG/L
LC34-DPT0648-073.0-20181002	GW	10/2/2018	71	75	TT092418L	TRANS-1,2-DICHLOROETHENE	156-60-5	290	U	UG/L
LC34-DPT0648-078.0-20181002	GW	10/2/2018	76	80	TT092418L	1,1-DICHLOROETHENE	75-35-4	290	U	UG/L
LC34-DPT0648-078.0-20181002	GW	10/2/2018	76	80	TT092418L	VINYL CHLORIDE	75-01-4	290		UG/L
LC34-DPT0648-083.0-20181003	GW	10/3/2018	81	85	TT092418L	TRANS-1,2-DICHLOROETHENE	156-60-5	10000	U	UG/L
LC34-DPT0648-088.0-20181003	GW	10/3/2018	86	90	TT092418L	1,1-DICHLOROETHENE	75-35-4	1000	U	UG/L
LC34-DPT0648-088.0-20181003	GW	10/3/2018	86	90	TT092418L	VINYL CHLORIDE	75-01-4	1000	U	UG/L

Sample	Matrix	Sample Date	Top Depth	Bottom Depth	SDG	Parameter	CAS	Lab Result	Lab Qualifier	Units
LC34-DPT0648-093.0-20181003	GW	10/3/2018	91	95	TT092418L	TRANS-1,2-DICHLOROETHENE	156-60-5	2000	U	UG/L
LC34-DPT0648-098.0-20181003	GW	10/3/2018	96	100	TT092418L	1,1-DICHLOROETHENE	75-35-4	290	U	UG/L
LC34-DPT0648-098.0-20181003	GW	10/3/2018	96	100	TT092418L	VINYL CHLORIDE	75-01-4	290	U	UG/L
LC34-DPT0649-008.0-20181003	GW	10/3/2018	6	10	TT092418L	TRANS-1,2-DICHLOROETHENE	156-60-5	1	U	UG/L
LC34-DPT0649-013.0-20181003	GW	10/3/2018	11	15	TT092418L	1,1-DICHLOROETHENE	75-35-4	1	U	UG/L
LC34-DPT0649-013.0-20181003	GW	10/3/2018	11	15	TT092418L	VINYL CHLORIDE	75-01-4	1	U	UG/L
LC34-DPT0649-018.0-20181003	GW	10/3/2018	16	20	TT092418L	TRANS-1,2-DICHLOROETHENE	156-60-5	1	U	UG/L
LC34-DPT0649-028.0-20181003	GW	10/3/2018	26	30	TT092418L	1,1-DICHLOROETHENE	75-35-4	1	U	UG/L
LC34-DPT0649-028.0-20181003	GW	10/3/2018	26	30	TT092418L	VINYL CHLORIDE	75-01-4	1	U	UG/L
LC34-DPT0649-033.0-20181003	GW	10/3/2018	31	35	TT092418L	TRANS-1,2-DICHLOROETHENE	156-60-5	5		UG/L
LC34-DPT0649-038.0-20181003	GW	10/3/2018	36	40	TT092418L	1,1-DICHLOROETHENE	75-35-4	3	U	UG/L
LC34-DPT0649-038.0-20181003	GW	10/3/2018	36	40	TT092418L	VINYL CHLORIDE	75-01-4	16		UG/L
LC34-DPT0649-043.0-20181003	GW	10/3/2018	41	45	TT092418L	TRANS-1,2-DICHLOROETHENE	156-60-5	750		UG/L
LC34-DPT0649-048.0-20181003	GW	10/3/2018	46	50	TT092418L	1,1-DICHLOROETHENE	75-35-4	10000	U	UG/L
LC34-DPT0649-048.0-20181003	GW	10/3/2018	46	50	TT092418L	VINYL CHLORIDE	75-01-4	10000	U	UG/L
LC34-DPT0649-053.0-20181003	GW	10/3/2018	51	55	TT092418L	TRANS-1,2-DICHLOROETHENE	156-60-5	10000	U	UG/L
LC34-DPT0649-058.0-20181003	GW	10/3/2018	56	60	TT092418L	1,1-DICHLOROETHENE	75-35-4	5000	U	UG/L
LC34-DPT0649-058.0-20181003	GW	10/3/2018	56	60	TT092418L	VINYL CHLORIDE	75-01-4	5000	U	UG/L
LC34-DPT0649-063.0-20181003	GW	10/3/2018	61	65	TT092418L	TRANS-1,2-DICHLOROETHENE	156-60-5	5000	U	UG/L
LC34-DPT0649-068.0-20181003	GW	10/3/2018	66	70	TT092418L	1,1-DICHLOROETHENE	75-35-4	3300	U	UG/L
LC34-DPT0649-068.0-20181003	GW	10/3/2018	66	70	TT092418L	VINYL CHLORIDE	75-01-4	3300	U	UG/L
LC34-DPT0649-073.0-20181003	GW	10/3/2018	71	75	TT092418L	TRANS-1,2-DICHLOROETHENE	156-60-5	1000	U	UG/L
LC34-DPT0649-078.0-20181004	GW	10/4/2018	76	80	TT092418L	1,1-DICHLOROETHENE	75-35-4	290	U	UG/L
LC34-DPT0649-078.0-20181004	GW	10/4/2018	76	80	TT092418L	VINYL CHLORIDE	75-01-4	290	U	UG/L
LC34-DPT0645-088.0-20180928	GW	9/28/2018	86	90	TT092418L	1,1-DICHLOROETHENE	75-35-4	1000	U	UG/L
LC34-DPT0645-088.0-20180928	GW	9/28/2018	86	90	TT092418L	VINYL CHLORIDE	75-01-4	1000	U	UG/L
LC34-DPT0645-093.0-20180928	GW	9/28/2018	91	95	TT092418L	TRANS-1,2-DICHLOROETHENE	156-60-5	290	U	UG/L
LC34-DPT0645-098.0-20180928	GW	9/28/2018	96	100	TT092418L	1,1-DICHLOROETHENE	75-35-4	1000	U	UG/L
LC34-DPT0645-098.0-20180928	GW	9/28/2018	96	100	TT092418L	VINYL CHLORIDE	75-01-4	1000	U	UG/L
LC34-DPT0646-008.0-20180928	GW	9/28/2018	6	10	TT092418L	TRANS-1,2-DICHLOROETHENE	156-60-5	1	U	UG/L
LC34-DPT0646-013.0-20180928	GW	9/28/2018	11	15	TT092418L	1,1-DICHLOROETHENE	75-35-4	1	U	UG/L
LC34-DPT0646-013.0-20180928	GW	9/28/2018	11	15	TT092418L	VINYL CHLORIDE	75-01-4	11		UG/L
LC34-DPT0646-018.0-20180928	GW	9/28/2018	16	20	TT092418L	TRANS-1,2-DICHLOROETHENE	156-60-5	10		UG/L
LC34-DPT0646-023.0-20180928	GW	9/28/2018	21	25	TT092418L	1,1-DICHLOROETHENE	75-35-4	10	U	UG/L
LC34-DPT0646-023.0-20180928	GW	9/28/2018	21	25	TT092418L	VINYL CHLORIDE	75-01-4	1400		UG/L
LC34-DPT0646-028.0-20180928	GW	9/28/2018	26	30	TT092418L	TRANS-1,2-DICHLOROETHENE	156-60-5	110		UG/L
LC34-DPT0646-033.0-20180928	GW	9/28/2018	31	35	TT092418L	1,1-DICHLOROETHENE	75-35-4	100	U	UG/L
LC34-DPT0646-033.0-20180928	GW	9/28/2018	31	35	TT092418L	VINYL CHLORIDE	75-01-4	24100		UG/L
LC34-DPT0646-038.0-20180928	GW	9/28/2018	36	40	TT092418L	TRANS-1,2-DICHLOROETHENE	156-60-5	40	U	UG/L
LC34-DPT0646-043.0-20180928	GW	9/28/2018	41	45	TT092418L	1,1-DICHLOROETHENE	75-35-4	10	U	UG/L

Sample	Matrix	Sample Date	Top Depth	Bottom Depth	SDG	Parameter	CAS	Lab Result	Lab Qualifier	Units
LC34-DPT0646-043.0-20180928	GW	9/28/2018	41	45	TT092418L	VINYL CHLORIDE	75-01-4	230		UG/L
LC34-DPT0646-048.0-20180928	GW	9/28/2018	46	50	TT092418L	TRANS-1,2-DICHLOROETHENE	156-60-5	3	U	UG/L
LC34-DPT0646-053.0-20180928	GW	9/28/2018	51	55	TT092418L	1,1-DICHLOROETHENE	75-35-4	3	U	UG/L
LC34-DPT0646-053.0-20180928	GW	9/28/2018	51	55	TT092418L	VINYL CHLORIDE	75-01-4	11		UG/L
LC34-DPT0646-058.0-20180928	GW	9/28/2018	56	60	TT092418L	TRANS-1,2-DICHLOROETHENE	156-60-5	3	U	UG/L
LC34-DPT0646-063.0-20180928	GW	9/28/2018	61	65	TT092418L	1,1-DICHLOROETHENE	75-35-4	1	U	UG/L
LC34-DPT0646-063.0-20180928	GW	9/28/2018	61	65	TT092418L	VINYL CHLORIDE	75-01-4	81		UG/L
LC34-DPT0646-068.0-20180928	GW	9/28/2018	66	70	TT092418L	TRANS-1,2-DICHLOROETHENE	156-60-5	3	U	UG/L
LC34-DPT0646-073.0-20180928	GW	9/28/2018	71	75	TT092418L	1,1-DICHLOROETHENE	75-35-4	1	U	UG/L
LC34-DPT0646-073.0-20180928	GW	9/28/2018	71	75	TT092418L	VINYL CHLORIDE	75-01-4	29		UG/L
LC34-DPT0646-078.0-20181001	GW	10/1/2018	76	80	TT092418L	TRANS-1,2-DICHLOROETHENE	156-60-5	2	U	UG/L
LC34-DPT0646-083.0-20181001	GW	10/1/2018	81	85	TT092418L	1,1-DICHLOROETHENE	75-35-4	1	U	UG/L
LC34-DPT0646-083.0-20181001	GW	10/1/2018	81	85	TT092418L	VINYL CHLORIDE	75-01-4	26		UG/L
LC34-DPT0646-088.0-20181001	GW	10/1/2018	86	90	TT092418L	TRANS-1,2-DICHLOROETHENE	156-60-5	3	U	UG/L
LC34-DPT0646-093.0-20181001	GW	10/1/2018	91	95	TT092418L	1,1-DICHLOROETHENE	75-35-4	3	U	UG/L
LC34-DPT0646-093.0-20181001	GW	10/1/2018	91	95	TT092418L	VINYL CHLORIDE	75-01-4	230		UG/L
LC34-DPT0646-098.0-20181001	GW	10/1/2018	96	100	TT092418L	TRANS-1,2-DICHLOROETHENE	156-60-5	1	U	UG/L
LC34-DPT0647-008.0-20181001	GW	10/1/2018	6	10	TT092418L	1,1-DICHLOROETHENE	75-35-4	1	U	UG/L
LC34-DPT0647-008.0-20181001	GW	10/1/2018	6	10	TT092418L	VINYL CHLORIDE	75-01-4	2		UG/L
LC34-DPT0647-013.0-20181001	GW	10/1/2018	11	15	TT092418L	TRANS-1,2-DICHLOROETHENE	156-60-5	1	U	UG/L
LC34-DPT0647-018.0-20181001	GW	10/1/2018	16	20	TT092418L	1,1-DICHLOROETHENE	75-35-4	1	U	UG/L
LC34-DPT0647-018.0-20181001	GW	10/1/2018	16	20	TT092418L	VINYL CHLORIDE	75-01-4	15		UG/L
LC34-DPT0647-023.0-20181001	GW	10/1/2018	21	25	TT092418L	TRANS-1,2-DICHLOROETHENE	156-60-5	240		UG/L
LC34-DPT0647-028.0-20181001	GW	10/1/2018	26	30	TT092418L	1,1-DICHLOROETHENE	75-35-4	290	U	UG/L
LC34-DPT0647-028.0-20181001	GW	10/1/2018	26	30	TT092418L	VINYL CHLORIDE	75-01-4	42800		UG/L
LC34-DPT0647-033.0-20181001	GW	10/1/2018	31	35	TT092418L	TRANS-1,2-DICHLOROETHENE	156-60-5	220		UG/L
LC34-DPT0647-038.0-20181001	GW	10/1/2018	36	40	TT092418L	1,1-DICHLOROETHENE	75-35-4	3	U	UG/L
LC34-DPT0647-038.0-20181001	GW	10/1/2018	36	40	TT092418L	VINYL CHLORIDE	75-01-4	160		UG/L
LC34-DPT0647-043.0-20181001	GW	10/1/2018	41	45	TT092418L	TRANS-1,2-DICHLOROETHENE	156-60-5	1	U	UG/L
LC34-DPT0647-048.0-20181001	GW	10/1/2018	46	50	TT092418L	1,1-DICHLOROETHENE	75-35-4	1	U	UG/L
LC34-DPT0647-048.0-20181001	GW	10/1/2018	46	50	TT092418L	VINYL CHLORIDE	75-01-4	2		UG/L
LC34-DPT0647-053.0-20181001	GW	10/1/2018	51	55	TT092418L	TRANS-1,2-DICHLOROETHENE	156-60-5	1	U	UG/L
LC34-DPT0647-058.0-20181001	GW	10/1/2018	56	60	TT092418L	1,1-DICHLOROETHENE	75-35-4	1	U	UG/L
LC34-DPT0647-058.0-20181001	GW	10/1/2018	56	60	TT092418L	VINYL CHLORIDE	75-01-4	3		UG/L
LC34-DPT0647-063.0-20181001	GW	10/1/2018	61	65	TT092418L	TRANS-1,2-DICHLOROETHENE	156-60-5	1	U	UG/L
LC34-DPT0647-068.0-20181001	GW	10/1/2018	66	70	TT092418L	1,1-DICHLOROETHENE	75-35-4	1	U	UG/L
LC34-DPT0647-068.0-20181001	GW	10/1/2018	66	70	TT092418L	VINYL CHLORIDE	75-01-4	4		UG/L
LC34-DPT0647-073.0-20181002	GW	10/2/2018	71	75	TT092418L	TRANS-1,2-DICHLOROETHENE	156-60-5	12		UG/L
LC34-DPT0647-078.0-20181002	GW	10/2/2018	76	80	TT092418L	1,1-DICHLOROETHENE	75-35-4	1	U	UG/L
LC34-DPT0647-078.0-20181002	GW	10/2/2018	76	80	TT092418L	VINYL CHLORIDE	75-01-4	11		UG/L

Sample	Matrix	Sample Date	Top Depth	Bottom Depth	SDG	Parameter	CAS	Lab Result	Lab Qualifier	Units
LC34-DPT0647-083.0-20181002	GW	10/2/2018	81	85	TT092418L	TRANS-1,2-DICHLOROETHENE	156-60-5	1	U	UG/L
LC34-DPT0647-088.0-20181002	GW	10/2/2018	86	90	TT092418L	1,1-DICHLOROETHENE	75-35-4	1	U	UG/L
LC34-DPT0647-088.0-20181002	GW	10/2/2018	86	90	TT092418L	VINYL CHLORIDE	75-01-4	33		UG/L
LC34-DPT0647-093.0-20181002	GW	10/2/2018	91	95	TT092418L	TRANS-1,2-DICHLOROETHENE	156-60-5	5		UG/L
LC34-DPT0647-098.0-20181002	GW	10/2/2018	96	100	TT092418L	1,1-DICHLOROETHENE	75-35-4	1	U	UG/L
LC34-DPT0647-098.0-20181002	GW	10/2/2018	96	100	TT092418L	VINYL CHLORIDE	75-01-4	7		UG/L
LC34-DPT0648-008.0-20181002	GW	10/2/2018	6	10	TT092418L	TRANS-1,2-DICHLOROETHENE	156-60-5	1		UG/L
LC34-DPT0648-013.0-20181002	GW	10/2/2018	11	15	TT092418L	1,1-DICHLOROETHENE	75-35-4	1	U	UG/L
LC34-DPT0648-013.0-20181002	GW	10/2/2018	11	15	TT092418L	VINYL CHLORIDE	75-01-4	3		UG/L
LC34-DPT0648-018.0-20181002	GW	10/2/2018	16	20	TT092418L	TRANS-1,2-DICHLOROETHENE	156-60-5	1	U	UG/L
LC34-DPT0648-023.0-20181002	GW	10/2/2018	21	25	TT092418L	1,1-DICHLOROETHENE	75-35-4	1	U	UG/L
LC34-DPT0648-023.0-20181002	GW	10/2/2018	21	25	TT092418L	VINYL CHLORIDE	75-01-4	19		UG/L
LC34-DPT0648-028.0-20181002	GW	10/2/2018	26	30	TT092418L	TRANS-1,2-DICHLOROETHENE	156-60-5	8		UG/L
LC34-DPT0648-033.0-20181002	GW	10/2/2018	31	35	TT092418L	1,1-DICHLOROETHENE	75-35-4	290	U	UG/L
LC34-DPT0648-033.0-20181002	GW	10/2/2018	31	35	TT092418L	VINYL CHLORIDE	75-01-4	290	U	UG/L
LC34-DPT0648-038.0-20181002	GW	10/2/2018	36	40	TT092418L	TRANS-1,2-DICHLOROETHENE	156-60-5	5000	U	UG/L
LC34-DPT0648-043.0-20181002	GW	10/2/2018	41	45	TT092418L	1,1-DICHLOROETHENE	75-35-4	5000	U	UG/L
LC34-DPT0648-043.0-20181002	GW	10/2/2018	41	45	TT092418L	VINYL CHLORIDE	75-01-4	5000	U	UG/L
LC34-DPT0648-048.0-20181002	GW	10/2/2018	46	50	TT092418L	TRANS-1,2-DICHLOROETHENE	156-60-5	10000	U	UG/L
LC34-DPT0648-053.0-20181002	GW	10/2/2018	51	55	TT092418L	1,1-DICHLOROETHENE	75-35-4	2000	U	UG/L
LC34-DPT0648-053.0-20181002	GW	10/2/2018	51	55	TT092418L	VINYL CHLORIDE	75-01-4	2000	U	UG/L
LC34-DPT0648-058.0-20181002	GW	10/2/2018	56	60	TT092418L	TRANS-1,2-DICHLOROETHENE	156-60-5	10000	U	UG/L
LC34-DPT0648-063.0-20181002	GW	10/2/2018	61	65	TT092418L	1,1-DICHLOROETHENE	75-35-4	10000	U	UG/L
LC34-DPT0648-063.0-20181002	GW	10/2/2018	61	65	TT092418L	VINYL CHLORIDE	75-01-4	10000	U	UG/L
LC34-DPT0648-068.0-20181002	GW	10/2/2018	66	70	TT092418L	TRANS-1,2-DICHLOROETHENE	156-60-5	290	U	UG/L
LC34-DPT0648-073.0-20181002	GW	10/2/2018	71	75	TT092418L	1,1-DICHLOROETHENE	75-35-4	290	U	UG/L
LC34-DPT0648-073.0-20181002	GW	10/2/2018	71	75	TT092418L	VINYL CHLORIDE	75-01-4	290	U	UG/L
LC34-DPT0648-078.0-20181002	GW	10/2/2018	76	80	TT092418L	TRANS-1,2-DICHLOROETHENE	156-60-5	480		UG/L
LC34-DPT0648-083.0-20181003	GW	10/3/2018	81	85	TT092418L	1,1-DICHLOROETHENE	75-35-4	10000	U	UG/L
LC34-DPT0648-083.0-20181003	GW	10/3/2018	81	85	TT092418L	VINYL CHLORIDE	75-01-4	10000	U	UG/L
LC34-DPT0648-088.0-20181003	GW	10/3/2018	86	90	TT092418L	TRANS-1,2-DICHLOROETHENE	156-60-5	1000	U	UG/L
LC34-DPT0648-093.0-20181003	GW	10/3/2018	91	95	TT092418L	1,1-DICHLOROETHENE	75-35-4	2000	U	UG/L
LC34-DPT0648-093.0-20181003	GW	10/3/2018	91	95	TT092418L	VINYL CHLORIDE	75-01-4	2000	U	UG/L
LC34-DPT0648-098.0-20181003	GW	10/3/2018	96	100	TT092418L	TRANS-1,2-DICHLOROETHENE	156-60-5	290	U	UG/L
LC34-DPT0649-008.0-20181003	GW	10/3/2018	6	10	TT092418L	1,1-DICHLOROETHENE	75-35-4	1	U	UG/L
LC34-DPT0649-008.0-20181003	GW	10/3/2018	6	10	TT092418L	VINYL CHLORIDE	75-01-4	2		UG/L
LC34-DPT0649-013.0-20181003	GW	10/3/2018	11	15	TT092418L	TRANS-1,2-DICHLOROETHENE	156-60-5	1	U	UG/L
LC34-DPT0649-018.0-20181003	GW	10/3/2018	16	20	TT092418L	1,1-DICHLOROETHENE	75-35-4	1	U	UG/L
LC34-DPT0649-018.0-20181003	GW	10/3/2018	16	20	TT092418L	VINYL CHLORIDE	75-01-4	1	U	UG/L
LC34-DPT0649-028.0-20181003	GW	10/3/2018	26	30	TT092418L	TRANS-1,2-DICHLOROETHENE	156-60-5	1	U	UG/L

Sample	Matrix	Sample Date	Top Depth	Bottom Depth	SDG	Parameter	CAS	Lab Result	Lab Qualifier	Units
LC34-DPT0649-033.0-20181003	GW	10/3/2018	31	35	TT092418L	1,1-DICHLOROETHENE	75-35-4	1	U	UG/L
LC34-DPT0649-033.0-20181003	GW	10/3/2018	31	35	TT092418L	VINYL CHLORIDE	75-01-4	23		UG/L
LC34-DPT0649-038.0-20181003	GW	10/3/2018	36	40	TT092418L	TRANS-1,2-DICHLOROETHENE	156-60-5	15		UG/L
LC34-DPT0649-043.0-20181003	GW	10/3/2018	41	45	TT092418L	1,1-DICHLOROETHENE	75-35-4	290	U	UG/L
LC34-DPT0649-043.0-20181003	GW	10/3/2018	41	45	TT092418L	VINYL CHLORIDE	75-01-4	310		UG/L
LC34-DPT0649-048.0-20181003	GW	10/3/2018	46	50	TT092418L	TRANS-1,2-DICHLOROETHENE	156-60-5	10000	U	UG/L
LC34-DPT0649-053.0-20181003	GW	10/3/2018	51	55	TT092418L	1,1-DICHLOROETHENE	75-35-4	10000	U	UG/L
LC34-DPT0649-053.0-20181003	GW	10/3/2018	51	55	TT092418L	VINYL CHLORIDE	75-01-4	10000	U	UG/L
LC34-DPT0649-058.0-20181003	GW	10/3/2018	56	60	TT092418L	TRANS-1,2-DICHLOROETHENE	156-60-5	5000	U	UG/L
LC34-DPT0649-063.0-20181003	GW	10/3/2018	61	65	TT092418L	1,1-DICHLOROETHENE	75-35-4	5000	U	UG/L
LC34-DPT0649-063.0-20181003	GW	10/3/2018	61	65	TT092418L	VINYL CHLORIDE	75-01-4	5000	U	UG/L
LC34-DPT0649-068.0-20181003	GW	10/3/2018	66	70	TT092418L	TRANS-1,2-DICHLOROETHENE	156-60-5	3300	U	UG/L
LC34-DPT0649-073.0-20181003	GW	10/3/2018	71	75	TT092418L	1,1-DICHLOROETHENE	75-35-4	1000	U	UG/L
LC34-DPT0649-073.0-20181003	GW	10/3/2018	71	75	TT092418L	VINYL CHLORIDE	75-01-4	1000	U	UG/L
LC34-DPT0649-078.0-20181004	GW	10/4/2018	76	80	TT092418L	TRANS-1,2-DICHLOROETHENE	156-60-5	290	U	UG/L
LC34-DPT0649-083.0-20181004	GW	10/4/2018	81	85	TT092418L	1,1-DICHLOROETHENE	75-35-4	290	U	UG/L
LC34-DPT0647-073.0-20181002	GW	10/2/2018	71	75	TT092418L	1,1,2-TRICHLOROTRIFLUOROETHANE	76-13-1	1	U	UG/L
LC34-DPT0647-073.0-20181002	GW	10/2/2018	71	75	TT092418L	TRICHLOROETHENE	79-01-6	63		UG/L
LC34-DPT0647-078.0-20181002	GW	10/2/2018	76	80	TT092418L	CIS-1,2-DICHLOROETHENE	156-59-2	86		UG/L
LC34-DPT0647-083.0-20181002	GW	10/2/2018	81	85	TT092418L	1,1,2-TRICHLOROTRIFLUOROETHANE	76-13-1	1	U	UG/L
LC34-DPT0647-083.0-20181002	GW	10/2/2018	81	85	TT092418L	TRICHLOROETHENE	79-01-6	1	U	UG/L
LC34-DPT0647-088.0-20181002	GW	10/2/2018	86	90	TT092418L	CIS-1,2-DICHLOROETHENE	156-59-2	35		UG/L
LC34-DPT0647-093.0-20181002	GW	10/2/2018	91	95	TT092418L	1,1,2-TRICHLOROTRIFLUOROETHANE	76-13-1	3	U	UG/L
LC34-DPT0647-093.0-20181002	GW	10/2/2018	91	95	TT092418L	TRICHLOROETHENE	79-01-6	3	U	UG/L
LC34-DPT0647-098.0-20181002	GW	10/2/2018	96	100	TT092418L	CIS-1,2-DICHLOROETHENE	156-59-2	25		UG/L
LC34-DPT0648-008.0-20181002	GW	10/2/2018	6	10	TT092418L	1,1,2-TRICHLOROTRIFLUOROETHANE	76-13-1	1	U	UG/L
LC34-DPT0648-008.0-20181002	GW	10/2/2018	6	10	TT092418L	TRICHLOROETHENE	79-01-6	3		UG/L
LC34-DPT0648-013.0-20181002	GW	10/2/2018	11	15	TT092418L	CIS-1,2-DICHLOROETHENE	156-59-2	8		UG/L
LC34-DPT0648-018.0-20181002	GW	10/2/2018	16	20	TT092418L	1,1,2-TRICHLOROTRIFLUOROETHANE	76-13-1	1	U	UG/L
LC34-DPT0648-018.0-20181002	GW	10/2/2018	16	20	TT092418L	TRICHLOROETHENE	79-01-6	6		UG/L
LC34-DPT0648-023.0-20181002	GW	10/2/2018	21	25	TT092418L	CIS-1,2-DICHLOROETHENE	156-59-2	31		UG/L
LC34-DPT0648-028.0-20181002	GW	10/2/2018	26	30	TT092418L	1,1,2-TRICHLOROTRIFLUOROETHANE	76-13-1	1	U	UG/L
LC34-DPT0648-028.0-20181002	GW	10/2/2018	26	30	TT092418L	TRICHLOROETHENE	79-01-6	4		UG/L
LC34-DPT0648-033.0-20181002	GW	10/2/2018	31	35	TT092418L	CIS-1,2-DICHLOROETHENE	156-59-2	570		UG/L
LC34-DPT0648-038.0-20181002	GW	10/2/2018	36	40	TT092418L	1,1,2-TRICHLOROTRIFLUOROETHANE	76-13-1	5000	U	UG/L
LC34-DPT0648-038.0-20181002	GW	10/2/2018	36	40	TT092418L	TRICHLOROETHENE	79-01-6	188000		UG/L
LC34-DPT0648-043.0-20181002	GW	10/2/2018	41	45	TT092418L	CIS-1,2-DICHLOROETHENE	156-59-2	33400		UG/L
LC34-DPT0648-048.0-20181002	GW	10/2/2018	46	50	TT092418L	1,1,2-TRICHLOROTRIFLUOROETHANE	76-13-1	10000	U	UG/L
LC34-DPT0648-048.0-20181002	GW	10/2/2018	46	50	TT092418L	TRICHLOROETHENE	79-01-6	1810000		UG/L
LC34-DPT0648-053.0-20181002	GW	10/2/2018	51	55	TT092418L	CIS-1,2-DICHLOROETHENE	156-59-2	23900		UG/L

Sample	Matrix	Sample Date	Top Depth	Bottom Depth	SDG	Parameter	CAS	Lab Result	Lab Qualifier	Units
LC34-DPT0648-058.0-20181002	GW	10/2/2018	56	60	TT092418L	1,1,2-TRICHLOROTRIFLUOROETHANE	76-13-1	10000	U	UG/L
LC34-DPT0648-058.0-20181002	GW	10/2/2018	56	60	TT092418L	TRICHLOROETHENE	79-01-6	1390000		UG/L
LC34-DPT0648-063.0-20181002	GW	10/2/2018	61	65	TT092418L	CIS-1,2-DICHLOROETHENE	156-59-2	107000		UG/L
LC34-DPT0648-068.0-20181002	GW	10/2/2018	66	70	TT092418L	1,1,2-TRICHLOROTRIFLUOROETHANE	76-13-1	750		UG/L
LC34-DPT0648-068.0-20181002	GW	10/2/2018	66	70	TT092418L	TRICHLOROETHENE	79-01-6	172000	J	UG/L
LC34-DPT0648-073.0-20181002	GW	10/2/2018	71	75	TT092418L	CIS-1,2-DICHLOROETHENE	156-59-2	830		UG/L
LC34-DPT0648-078.0-20181002	GW	10/2/2018	76	80	TT092418L	1,1,2-TRICHLOROTRIFLUOROETHANE	76-13-1	5300		UG/L
LC34-DPT0648-078.0-20181002	GW	10/2/2018	76	80	TT092418L	TRICHLOROETHENE	79-01-6	801000	J	UG/L
LC34-DPT0648-083.0-20181003	GW	10/3/2018	81	85	TT092418L	CIS-1,2-DICHLOROETHENE	156-59-2	10000	U	UG/L
LC34-DPT0648-088.0-20181003	GW	10/3/2018	86	90	TT092418L	1,1,2-TRICHLOROTRIFLUOROETHANE	76-13-1	1000	U	UG/L
LC34-DPT0648-088.0-20181003	GW	10/3/2018	86	90	TT092418L	TRICHLOROETHENE	79-01-6	51900		UG/L
LC34-DPT0648-093.0-20181003	GW	10/3/2018	91	95	TT092418L	CIS-1,2-DICHLOROETHENE	156-59-2	2000	U	UG/L
LC34-DPT0648-098.0-20181003	GW	10/3/2018	96	100	TT092418L	1,1,2-TRICHLOROTRIFLUOROETHANE	76-13-1	290	U	UG/L
LC34-DPT0648-098.0-20181003	GW	10/3/2018	96	100	TT092418L	TRICHLOROETHENE	79-01-6	36000		UG/L
LC34-DPT0649-008.0-20181003	GW	10/3/2018	6	10	TT092418L	CIS-1,2-DICHLOROETHENE	156-59-2	1	U	UG/L
LC34-DPT0649-013.0-20181003	GW	10/3/2018	11	15	TT092418L	1,1,2-TRICHLOROTRIFLUOROETHANE	76-13-1	1	U	UG/L
LC34-DPT0649-013.0-20181003	GW	10/3/2018	11	15	TT092418L	TRICHLOROETHENE	79-01-6	2		UG/L
LC34-DPT0649-018.0-20181003	GW	10/3/2018	16	20	TT092418L	CIS-1,2-DICHLOROETHENE	156-59-2	2		UG/L
LC34-DPT0649-028.0-20181003	GW	10/3/2018	26	30	TT092418L	1,1,2-TRICHLOROTRIFLUOROETHANE	76-13-1	1	U	UG/L
LC34-DPT0649-028.0-20181003	GW	10/3/2018	26	30	TT092418L	TRICHLOROETHENE	79-01-6	4		UG/L
LC34-DPT0649-033.0-20181003	GW	10/3/2018	31	35	TT092418L	CIS-1,2-DICHLOROETHENE	156-59-2	13		UG/L
LC34-DPT0649-038.0-20181003	GW	10/3/2018	36	40	TT092418L	1,1,2-TRICHLOROTRIFLUOROETHANE	76-13-1	3	U	UG/L
LC34-DPT0649-038.0-20181003	GW	10/3/2018	36	40	TT092418L	TRICHLOROETHENE	79-01-6	16		UG/L
LC34-DPT0649-043.0-20181003	GW	10/3/2018	41	45	TT092418L	CIS-1,2-DICHLOROETHENE	156-59-2	8400		UG/L
LC34-DPT0649-048.0-20181003	GW	10/3/2018	46	50	TT092418L	1,1,2-TRICHLOROTRIFLUOROETHANE	76-13-1	10000	U	UG/L
LC34-DPT0649-048.0-20181003	GW	10/3/2018	46	50	TT092418L	TRICHLOROETHENE	79-01-6	742000		UG/L
LC34-DPT0649-053.0-20181003	GW	10/3/2018	51	55	TT092418L	CIS-1,2-DICHLOROETHENE	156-59-2	26300		UG/L
LC34-DPT0649-058.0-20181003	GW	10/3/2018	56	60	TT092418L	1,1,2-TRICHLOROTRIFLUOROETHANE	76-13-1	5000	U	UG/L
LC34-DPT0649-058.0-20181003	GW	10/3/2018	56	60	TT092418L	TRICHLOROETHENE	79-01-6	641000		UG/L
LC34-DPT0649-063.0-20181003	GW	10/3/2018	61	65	TT092418L	CIS-1,2-DICHLOROETHENE	156-59-2	54300		UG/L
LC34-DPT0647-068.0-20181001	GW	10/1/2018	66	70	TT092418L	1,1,2-TRICHLOROTRIFLUOROETHANE	76-13-1	1	U	UG/L
LC34-DPT0647-068.0-20181001	GW	10/1/2018	66	70	TT092418L	TRICHLOROETHENE	79-01-6	1	U	UG/L
LC34-DPT0647-073.0-20181002	GW	10/2/2018	71	75	TT092418L	CIS-1,2-DICHLOROETHENE	156-59-2	110		UG/L
LC34-DPT0647-078.0-20181002	GW	10/2/2018	76	80	TT092418L	1,1,2-TRICHLOROTRIFLUOROETHANE	76-13-1	1	U	UG/L
LC34-DPT0647-078.0-20181002	GW	10/2/2018	76	80	TT092418L	TRICHLOROETHENE	79-01-6	76		UG/L
LC34-DPT0647-083.0-20181002	GW	10/2/2018	81	85	TT092418L	CIS-1,2-DICHLOROETHENE	156-59-2	12		UG/L
LC34-DPT0647-088.0-20181002	GW	10/2/2018	86	90	TT092418L	1,1,2-TRICHLOROTRIFLUOROETHANE	76-13-1	1	U	UG/L
LC34-DPT0647-088.0-20181002	GW	10/2/2018	86	90	TT092418L	TRICHLOROETHENE	79-01-6	1	U	UG/L
LC34-DPT0647-093.0-20181002	GW	10/2/2018	91	95	TT092418L	CIS-1,2-DICHLOROETHENE	156-59-2	280		UG/L
LC34-DPT0647-098.0-20181002	GW	10/2/2018	96	100	TT092418L	1,1,2-TRICHLOROTRIFLUOROETHANE	76-13-1	1	U	UG/L

Sample	Matrix	Sample Date	Top Depth	Bottom Depth	SDG	Parameter	CAS	Lab Result	Lab Qualifier	Units
LC34-DPT0647-098.0-20181002	GW	10/2/2018	96	100	TT092418L	TRICHLOROETHENE	79-01-6	1	U	UG/L
LC34-DPT0648-008.0-20181002	GW	10/2/2018	6	10	TT092418L	CIS-1,2-DICHLOROETHENE	156-59-2	19		UG/L
LC34-DPT0648-013.0-20181002	GW	10/2/2018	11	15	TT092418L	1,1,2-TRICHLOROTRIFLUOROETHANE	76-13-1	1	U	UG/L
LC34-DPT0648-013.0-20181002	GW	10/2/2018	11	15	TT092418L	TRICHLOROETHENE	79-01-6	3		UG/L
LC34-DPT0648-018.0-20181002	GW	10/2/2018	16	20	TT092418L	CIS-1,2-DICHLOROETHENE	156-59-2	24		UG/L
LC34-DPT0648-023.0-20181002	GW	10/2/2018	21	25	TT092418L	1,1,2-TRICHLOROTRIFLUOROETHANE	76-13-1	1	U	UG/L
LC34-DPT0648-023.0-20181002	GW	10/2/2018	21	25	TT092418L	TRICHLOROETHENE	79-01-6	11		UG/L
LC34-DPT0648-028.0-20181002	GW	10/2/2018	26	30	TT092418L	CIS-1,2-DICHLOROETHENE	156-59-2	20		UG/L
LC34-DPT0648-033.0-20181002	GW	10/2/2018	31	35	TT092418L	1,1,2-TRICHLOROTRIFLUOROETHANE	76-13-1	290	U	UG/L
LC34-DPT0648-033.0-20181002	GW	10/2/2018	31	35	TT092418L	TRICHLOROETHENE	79-01-6	13000		UG/L
LC34-DPT0648-038.0-20181002	GW	10/2/2018	36	40	TT092418L	CIS-1,2-DICHLOROETHENE	156-59-2	5000	U	UG/L
LC34-DPT0648-043.0-20181002	GW	10/2/2018	41	45	TT092418L	1,1,2-TRICHLOROTRIFLUOROETHANE	76-13-1	5000	U	UG/L
LC34-DPT0648-043.0-20181002	GW	10/2/2018	41	45	TT092418L	TRICHLOROETHENE	79-01-6	1200000		UG/L
LC34-DPT0648-048.0-20181002	GW	10/2/2018	46	50	TT092418L	CIS-1,2-DICHLOROETHENE	156-59-2	19200		UG/L
LC34-DPT0648-053.0-20181002	GW	10/2/2018	51	55	TT092418L	1,1,2-TRICHLOROTRIFLUOROETHANE	76-13-1	2000	U	UG/L
LC34-DPT0648-053.0-20181002	GW	10/2/2018	51	55	TT092418L	TRICHLOROETHENE	79-01-6	399000		UG/L
LC34-DPT0648-058.0-20181002	GW	10/2/2018	56	60	TT092418L	CIS-1,2-DICHLOROETHENE	156-59-2	14800		UG/L
LC34-DPT0648-063.0-20181002	GW	10/2/2018	61	65	TT092418L	1,1,2-TRICHLOROTRIFLUOROETHANE	76-13-1	16700		UG/L
LC34-DPT0648-063.0-20181002	GW	10/2/2018	61	65	TT092418L	TRICHLOROETHENE	79-01-6	10300000		UG/L
LC34-DPT0648-068.0-20181002	GW	10/2/2018	66	70	TT092418L	CIS-1,2-DICHLOROETHENE	156-59-2	1500		UG/L
LC34-DPT0648-073.0-20181002	GW	10/2/2018	71	75	TT092418L	1,1,2-TRICHLOROTRIFLUOROETHANE	76-13-1	290	U	UG/L
LC34-DPT0648-073.0-20181002	GW	10/2/2018	71	75	TT092418L	TRICHLOROETHENE	79-01-6	48300		UG/L
LC34-DPT0648-078.0-20181002	GW	10/2/2018	76	80	TT092418L	CIS-1,2-DICHLOROETHENE	156-59-2	22200		UG/L
LC34-DPT0648-083.0-20181003	GW	10/3/2018	81	85	TT092418L	1,1,2-TRICHLOROTRIFLUOROETHANE	76-13-1	10000	U	UG/L
LC34-DPT0648-083.0-20181003	GW	10/3/2018	81	85	TT092418L	TRICHLOROETHENE	79-01-6	146000		UG/L
LC34-DPT0648-088.0-20181003	GW	10/3/2018	86	90	TT092418L	CIS-1,2-DICHLOROETHENE	156-59-2	1000	U	UG/L
LC34-DPT0648-093.0-20181003	GW	10/3/2018	91	95	TT092418L	1,1,2-TRICHLOROTRIFLUOROETHANE	76-13-1	2000	U	UG/L
LC34-DPT0648-093.0-20181003	GW	10/3/2018	91	95	TT092418L	TRICHLOROETHENE	79-01-6	151000		UG/L
LC34-DPT0648-098.0-20181003	GW	10/3/2018	96	100	TT092418L	CIS-1,2-DICHLOROETHENE	156-59-2	290	U	UG/L
LC34-DPT0649-008.0-20181003	GW	10/3/2018	6	10	TT092418L	1,1,2-TRICHLOROTRIFLUOROETHANE	76-13-1	1	U	UG/L
LC34-DPT0649-008.0-20181003	GW	10/3/2018	6	10	TT092418L	TRICHLOROETHENE	79-01-6	1	U	UG/L
LC34-DPT0649-013.0-20181003	GW	10/3/2018	11	15	TT092418L	CIS-1,2-DICHLOROETHENE	156-59-2	1		UG/L
LC34-DPT0649-018.0-20181003	GW	10/3/2018	16	20	TT092418L	1,1,2-TRICHLOROTRIFLUOROETHANE	76-13-1	1	U	UG/L
LC34-DPT0649-018.0-20181003	GW	10/3/2018	16	20	TT092418L	TRICHLOROETHENE	79-01-6	5		UG/L
LC34-DPT0649-028.0-20181003	GW	10/3/2018	26	30	TT092418L	CIS-1,2-DICHLOROETHENE	156-59-2	11		UG/L
LC34-DPT0649-033.0-20181003	GW	10/3/2018	31	35	TT092418L	1,1,2-TRICHLOROTRIFLUOROETHANE	76-13-1	1	U	UG/L
LC34-DPT0649-033.0-20181003	GW	10/3/2018	31	35	TT092418L	TRICHLOROETHENE	79-01-6	4		UG/L
LC34-DPT0649-038.0-20181003	GW	10/3/2018	36	40	TT092418L	CIS-1,2-DICHLOROETHENE	156-59-2	43		UG/L
LC34-DPT0649-043.0-20181003	GW	10/3/2018	41	45	TT092418L	1,1,2-TRICHLOROTRIFLUOROETHANE	76-13-1	290	U	UG/L
LC34-DPT0649-043.0-20181003	GW	10/3/2018	41	45	TT092418L	TRICHLOROETHENE	79-01-6	413000	J	UG/L

Sample	Matrix	Sample Date	Top Depth	Bottom Depth	SDG	Parameter	CAS	Lab Result	Lab Qualifier	Units
LC34-DPT0649-048.0-20181003	GW	10/3/2018	46	50	TT092418L	CIS-1,2-DICHLOROETHENE	156-59-2	96900		UG/L
LC34-DPT0649-053.0-20181003	GW	10/3/2018	51	55	TT092418L	1,1,2-TRICHLOROTRIFLUOROETHANE	76-13-1	10000	U	UG/L
LC34-DPT0649-053.0-20181003	GW	10/3/2018	51	55	TT092418L	TRICHLOROETHENE	79-01-6	1050000		UG/L
LC34-DPT0649-058.0-20181003	GW	10/3/2018	56	60	TT092418L	CIS-1,2-DICHLOROETHENE	156-59-2	35100		UG/L
LC34-DPT0649-068.0-20181003	GW	10/3/2018	66	70	TT092418L	1,1,2-TRICHLOROTRIFLUOROETHANE	76-13-1	3300	U	UG/L
LC34-DPT0649-068.0-20181003	GW	10/3/2018	66	70	TT092418L	TRICHLOROETHENE	79-01-6	116000		UG/L
LC34-DPT0649-073.0-20181003	GW	10/3/2018	71	75	TT092418L	CIS-1,2-DICHLOROETHENE	156-59-2	1000	U	UG/L
LC34-DPT0649-078.0-20181004	GW	10/4/2018	76	80	TT092418L	1,1,2-TRICHLOROTRIFLUOROETHANE	76-13-1	290	U	UG/L
LC34-DPT0649-078.0-20181004	GW	10/4/2018	76	80	TT092418L	TRICHLOROETHENE	79-01-6	56000		UG/L
LC34-DPT0649-083.0-20181004	GW	10/4/2018	81	85	TT092418L	CIS-1,2-DICHLOROETHENE	156-59-2	290	U	UG/L
LC34-DPT0649-088.0-20181004	GW	10/4/2018	86	90	TT092418L	1,1,2-TRICHLOROTRIFLUOROETHANE	76-13-1	40	U	UG/L
LC34-DPT0649-088.0-20181004	GW	10/4/2018	86	90	TT092418L	VINYL CHLORIDE	75-01-4	40	U	UG/L
LC34-DPT0649-093.0-20181004	GW	10/4/2018	91	95	TT092418L	TRANS-1,2-DICHLOROETHENE	156-60-5	40	U	UG/L
LC34-DPT0649-098.0-20181004	GW	10/4/2018	96	100	TT092418L	1,1-DICHLOROETHENE	75-35-4	40	U	UG/L
LC34-DPT0649-098.0-20181004	GW	10/4/2018	96	100	TT092418L	VINYL CHLORIDE	75-01-4	40	U	UG/L
LC34-DPT0650-008.0-20181004	GW	10/4/2018	6	10	TT092418L	TRANS-1,2-DICHLOROETHENE	156-60-5	1	U	UG/L
LC34-DPT0650-013.0-20181004	GW	10/4/2018	11	15	TT092418L	1,1-DICHLOROETHENE	75-35-4	1	U	UG/L
LC34-DPT0650-013.0-20181004	GW	10/4/2018	11	15	TT092418L	VINYL CHLORIDE	75-01-4	2		UG/L
LC34-DPT0650-018.0-20181004	GW	10/4/2018	16	20	TT092418L	TRANS-1,2-DICHLOROETHENE	156-60-5	1	U	UG/L
LC34-DPT0650-023.0-20181004	GW	10/4/2018	21	25	TT092418L	1,1-DICHLOROETHENE	75-35-4	1	U	UG/L
LC34-DPT0650-023.0-20181004	GW	10/4/2018	21	25	TT092418L	VINYL CHLORIDE	75-01-4	19		UG/L
LC34-DPT0650-028.0-20181004	GW	10/4/2018	26	30	TT092418L	TRANS-1,2-DICHLOROETHENE	156-60-5	3	U	UG/L
LC34-DPT0650-033.0-20181004	GW	10/4/2018	31	35	TT092418L	1,1-DICHLOROETHENE	75-35-4	3	U	UG/L
LC34-DPT0650-033.0-20181004	GW	10/4/2018	31	35	TT092418L	VINYL CHLORIDE	75-01-4	34		UG/L
LC34-DPT0650-038.0-20181004	GW	10/4/2018	36	40	TT092418L	TRANS-1,2-DICHLOROETHENE	156-60-5	810		UG/L
LC34-DPT0650-043.0-20181004	GW	10/4/2018	41	45	TT092418L	1,1-DICHLOROETHENE	75-35-4	290	U	UG/L
LC34-DPT0650-043.0-20181004	GW	10/4/2018	41	45	TT092418L	VINYL CHLORIDE	75-01-4	9200		UG/L
LC34-DPT0650-048.0-20181004	GW	10/4/2018	46	50	TT092418L	TRANS-1,2-DICHLOROETHENE	156-60-5	2200		UG/L
LC34-DPT0650-053.0-20181004	GW	10/4/2018	51	55	TT092418L	1,1-DICHLOROETHENE	75-35-4	1000	U	UG/L
LC34-DPT0650-053.0-20181004	GW	10/4/2018	51	55	TT092418L	VINYL CHLORIDE	75-01-4	1000	U	UG/L
LC34-DPT0650-058.0-20181004	GW	10/4/2018	56	60	TT092418L	TRANS-1,2-DICHLOROETHENE	156-60-5	2000	U	UG/L
LC34-DPT0650-063.0-20181004	GW	10/4/2018	61	65	TT092418L	1,1-DICHLOROETHENE	75-35-4	10000	U	UG/L
LC34-DPT0650-063.0-20181004	GW	10/4/2018	61	65	TT092418L	VINYL CHLORIDE	75-01-4	10000	U	UG/L
LC34-DPT0650-068.0-20181004	GW	10/4/2018	66	70	TT092418L	TRANS-1,2-DICHLOROETHENE	156-60-5	5000	U	UG/L
LC34-DPT0650-073.0-20181005	GW	10/5/2018	71	75	TT092418L	1,1-DICHLOROETHENE	75-35-4	3300	U	UG/L
LC34-DPT0650-073.0-20181005	GW	10/5/2018	71	75	TT092418L	VINYL CHLORIDE	75-01-4	3300	U	UG/L
LC34-DPT0650-078.0-20181005	GW	10/5/2018	76	80	TT092418L	TRANS-1,2-DICHLOROETHENE	156-60-5	1000	U	UG/L
LC34-DPT0650-083.0-20181005	GW	10/5/2018	81	85	TT092418L	1,1-DICHLOROETHENE	75-35-4	1000	U	UG/L
LC34-DPT0650-083.0-20181005	GW	10/5/2018	81	85	TT092418L	VINYL CHLORIDE	75-01-4	1000	U	UG/L
LC34-DPT0650-088.0-20181005	GW	10/5/2018	86	90	TT092418L	TRANS-1,2-DICHLOROETHENE	156-60-5	290	U	UG/L

Sample	Matrix	Sample Date	Top Depth	Bottom Depth	SDG	Parameter	CAS	Lab Result	Lab Qualifier	Units
LC34-DPT0650-093.0-20181005	GW	10/5/2018	91	95	TT092418L	1,1-DICHLOROETHENE	75-35-4	500	U	UG/L
LC34-DPT0650-093.0-20181005	GW	10/5/2018	91	95	TT092418L	VINYL CHLORIDE	75-01-4	500	U	UG/L
LC34-DPT0650-098.0-20181005	GW	10/5/2018	96	100	TT092418L	TRANS-1,2-DICHLOROETHENE	156-60-5	1000	U	UG/L
LC34-DPT0651-008.0-20181005	GW	10/5/2018	6	10	TT092418L	1,1-DICHLOROETHENE	75-35-4	1	U	UG/L
LC34-DPT0651-008.0-20181005	GW	10/5/2018	6	10	TT092418L	VINYL CHLORIDE	75-01-4	1		UG/L
LC34-DPT0651-013.0-20181005	GW	10/5/2018	11	15	TT092418L	TRANS-1,2-DICHLOROETHENE	156-60-5	1	U	UG/L
LC34-DPT0651-018.0-20181005	GW	10/5/2018	16	20	TT092418L	1,1-DICHLOROETHENE	75-35-4	1	U	UG/L
LC34-DPT0651-018.0-20181005	GW	10/5/2018	16	20	TT092418L	VINYL CHLORIDE	75-01-4	20		UG/L
LC34-DPT0651-023.0-20181005	GW	10/5/2018	21	25	TT092418L	TRANS-1,2-DICHLOROETHENE	156-60-5	1	U	UG/L
LC34-DPT0651-028.0-20181005	GW	10/5/2018	26	30	TT092418L	1,1-DICHLOROETHENE	75-35-4	1	U	UG/L
LC34-DPT0651-028.0-20181005	GW	10/5/2018	26	30	TT092418L	VINYL CHLORIDE	75-01-4	5		UG/L
LC34-DPT0651-033.0-20181005	GW	10/5/2018	31	35	TT092418L	TRANS-1,2-DICHLOROETHENE	156-60-5	3	U	UG/L
LC34-DPT0651-038.0-20181005	GW	10/5/2018	36	40	TT092418L	1,1-DICHLOROETHENE	75-35-4	20	U	UG/L
LC34-DPT0651-038.0-20181005	GW	10/5/2018	36	40	TT092418L	VINYL CHLORIDE	75-01-4	130		UG/L
LC34-DPT0651-043.0-20181005	GW	10/5/2018	41	45	TT092418L	TRANS-1,2-DICHLOROETHENE	156-60-5	3300	U	UG/L
LC34-DPT0651-048.0-20181005	GW	10/5/2018	46	50	TT092418L	1,1-DICHLOROETHENE	75-35-4	10000	U	UG/L
LC34-DPT0651-048.0-20181005	GW	10/5/2018	46	50	TT092418L	VINYL CHLORIDE	75-01-4	10000	U	UG/L
LC34-DPT0649-063.0-20181003	GW	10/3/2018	61	65	TT092418L	1,1,2-TRICHLOROTRIFLUOROETHANE	76-13-1	5000	U	UG/L
LC34-DPT0649-063.0-20181003	GW	10/3/2018	61	65	TT092418L	TRICHLOROETHENE	79-01-6	1150000		UG/L
LC34-DPT0649-068.0-20181003	GW	10/3/2018	66	70	TT092418L	CIS-1,2-DICHLOROETHENE	156-59-2	11200		UG/L
LC34-DPT0649-073.0-20181003	GW	10/3/2018	71	75	TT092418L	1,1,2-TRICHLOROTRIFLUOROETHANE	76-13-1	1000	U	UG/L
LC34-DPT0649-073.0-20181003	GW	10/3/2018	71	75	TT092418L	TRICHLOROETHENE	79-01-6	24700		UG/L
LC34-DPT0649-078.0-20181004	GW	10/4/2018	76	80	TT092418L	CIS-1,2-DICHLOROETHENE	156-59-2	740		UG/L
LC34-DPT0649-083.0-20181004	GW	10/4/2018	81	85	TT092418L	1,1,2-TRICHLOROTRIFLUOROETHANE	76-13-1	290	U	UG/L
LC34-DPT0649-083.0-20181004	GW	10/4/2018	81	85	TT092418L	TRICHLOROETHENE	79-01-6	5800		UG/L
LC34-DPT0649-088.0-20181004	GW	10/4/2018	86	90	TT092418L	CIS-1,2-DICHLOROETHENE	156-59-2	120		UG/L
LC34-DPT0649-093.0-20181004	GW	10/4/2018	91	95	TT092418L	1,1-DICHLOROETHENE	75-35-4	40	U	UG/L
LC34-DPT0649-093.0-20181004	GW	10/4/2018	91	95	TT092418L	VINYL CHLORIDE	75-01-4	40	U	UG/L
LC34-DPT0649-098.0-20181004	GW	10/4/2018	96	100	TT092418L	TRANS-1,2-DICHLOROETHENE	156-60-5	40	U	UG/L
LC34-DPT0650-008.0-20181004	GW	10/4/2018	6	10	TT092418L	1,1-DICHLOROETHENE	75-35-4	1	U	UG/L
LC34-DPT0650-008.0-20181004	GW	10/4/2018	6	10	TT092418L	VINYL CHLORIDE	75-01-4	1		UG/L
LC34-DPT0650-013.0-20181004	GW	10/4/2018	11	15	TT092418L	TRANS-1,2-DICHLOROETHENE	156-60-5	1	U	UG/L
LC34-DPT0650-018.0-20181004	GW	10/4/2018	16	20	TT092418L	1,1-DICHLOROETHENE	75-35-4	1	U	UG/L
LC34-DPT0650-018.0-20181004	GW	10/4/2018	16	20	TT092418L	VINYL CHLORIDE	75-01-4	4		UG/L
LC34-DPT0650-023.0-20181004	GW	10/4/2018	21	25	TT092418L	TRANS-1,2-DICHLOROETHENE	156-60-5	1		UG/L
LC34-DPT0650-028.0-20181004	GW	10/4/2018	26	30	TT092418L	1,1-DICHLOROETHENE	75-35-4	3	U	UG/L
LC34-DPT0650-028.0-20181004	GW	10/4/2018	26	30	TT092418L	VINYL CHLORIDE	75-01-4	11		UG/L
LC34-DPT0650-033.0-20181004	GW	10/4/2018	31	35	TT092418L	TRANS-1,2-DICHLOROETHENE	156-60-5	3	U	UG/L
LC34-DPT0650-038.0-20181004	GW	10/4/2018	36	40	TT092418L	1,1-DICHLOROETHENE	75-35-4	40	U	UG/L
LC34-DPT0650-038.0-20181004	GW	10/4/2018	36	40	TT092418L	VINYL CHLORIDE	75-01-4	10200	J	UG/L

Sample	Matrix	Sample Date	Top Depth	Bottom Depth	SDG	Parameter	CAS	Lab Result	Lab Qualifier	Units
LC34-DPT0650-043.0-20181004	GW	10/4/2018	41	45	TT092418L	TRANS-1,2-DICHLOROETHENE	156-60-5	3500		UG/L
LC34-DPT0650-048.0-20181004	GW	10/4/2018	46	50	TT092418L	1,1-DICHLOROETHENE	75-35-4	290	U	UG/L
LC34-DPT0650-048.0-20181004	GW	10/4/2018	46	50	TT092418L	VINYL CHLORIDE	75-01-4	5200		UG/L
LC34-DPT0650-053.0-20181004	GW	10/4/2018	51	55	TT092418L	TRANS-1,2-DICHLOROETHENE	156-60-5	1000	U	UG/L
LC34-DPT0650-058.0-20181004	GW	10/4/2018	56	60	TT092418L	1,1-DICHLOROETHENE	75-35-4	2000	U	UG/L
LC34-DPT0650-058.0-20181004	GW	10/4/2018	56	60	TT092418L	VINYL CHLORIDE	75-01-4	2000	U	UG/L
LC34-DPT0650-063.0-20181004	GW	10/4/2018	61	65	TT092418L	TRANS-1,2-DICHLOROETHENE	156-60-5	10000	U	UG/L
LC34-DPT0650-068.0-20181004	GW	10/4/2018	66	70	TT092418L	1,1-DICHLOROETHENE	75-35-4	5000	U	UG/L
LC34-DPT0650-068.0-20181004	GW	10/4/2018	66	70	TT092418L	VINYL CHLORIDE	75-01-4	5000	U	UG/L
LC34-DPT0650-073.0-20181005	GW	10/5/2018	71	75	TT092418L	TRANS-1,2-DICHLOROETHENE	156-60-5	3300	U	UG/L
LC34-DPT0650-078.0-20181005	GW	10/5/2018	76	80	TT092418L	1,1-DICHLOROETHENE	75-35-4	1000	U	UG/L
LC34-DPT0650-078.0-20181005	GW	10/5/2018	76	80	TT092418L	VINYL CHLORIDE	75-01-4	1000	U	UG/L
LC34-DPT0650-083.0-20181005	GW	10/5/2018	81	85	TT092418L	TRANS-1,2-DICHLOROETHENE	156-60-5	1000	U	UG/L
LC34-DPT0650-088.0-20181005	GW	10/5/2018	86	90	TT092418L	1,1-DICHLOROETHENE	75-35-4	290	U	UG/L
LC34-DPT0650-088.0-20181005	GW	10/5/2018	86	90	TT092418L	VINYL CHLORIDE	75-01-4	290	U	UG/L
LC34-DPT0650-093.0-20181005	GW	10/5/2018	91	95	TT092418L	TRANS-1,2-DICHLOROETHENE	156-60-5	500	U	UG/L
LC34-DPT0650-098.0-20181005	GW	10/5/2018	96	100	TT092418L	1,1-DICHLOROETHENE	75-35-4	1000	U	UG/L
LC34-DPT0650-098.0-20181005	GW	10/5/2018	96	100	TT092418L	VINYL CHLORIDE	75-01-4	1000	U	UG/L
LC34-DPT0651-008.0-20181005	GW	10/5/2018	6	10	TT092418L	TRANS-1,2-DICHLOROETHENE	156-60-5	1	U	UG/L
LC34-DPT0651-013.0-20181005	GW	10/5/2018	11	15	TT092418L	1,1-DICHLOROETHENE	75-35-4	1	U	UG/L
LC34-DPT0651-013.0-20181005	GW	10/5/2018	11	15	TT092418L	VINYL CHLORIDE	75-01-4	13		UG/L
LC34-DPT0651-018.0-20181005	GW	10/5/2018	16	20	TT092418L	TRANS-1,2-DICHLOROETHENE	156-60-5	1	U	UG/L
LC34-DPT0651-023.0-20181005	GW	10/5/2018	21	25	TT092418L	1,1-DICHLOROETHENE	75-35-4	1	U	UG/L
LC34-DPT0651-023.0-20181005	GW	10/5/2018	21	25	TT092418L	VINYL CHLORIDE	75-01-4	17		UG/L
LC34-DPT0651-028.0-20181005	GW	10/5/2018	26	30	TT092418L	TRANS-1,2-DICHLOROETHENE	156-60-5	1	U	UG/L
LC34-DPT0651-033.0-20181005	GW	10/5/2018	31	35	TT092418L	1,1-DICHLOROETHENE	75-35-4	3	U	UG/L
LC34-DPT0651-033.0-20181005	GW	10/5/2018	31	35	TT092418L	VINYL CHLORIDE	75-01-4	82		UG/L
LC34-DPT0651-038.0-20181005	GW	10/5/2018	36	40	TT092418L	TRANS-1,2-DICHLOROETHENE	156-60-5	79		UG/L
LC34-DPT0651-043.0-20181005	GW	10/5/2018	41	45	TT092418L	1,1-DICHLOROETHENE	75-35-4	3300	U	UG/L
LC34-DPT0651-043.0-20181005	GW	10/5/2018	41	45	TT092418L	VINYL CHLORIDE	75-01-4	3300	U	UG/L
LC34-DPT0651-048.0-20181005	GW	10/5/2018	46	50	TT092418L	TRANS-1,2-DICHLOROETHENE	156-60-5	10000	U	UG/L
LC34-DPT0649-083.0-20181004	GW	10/4/2018	81	85	TT092418L	TRANS-1,2-DICHLOROETHENE	156-60-5	290	U	UG/L
LC34-DPT0649-088.0-20181004	GW	10/4/2018	86	90	TT092418L	1,1-DICHLOROETHENE	75-35-4	40	U	UG/L
LC34-DPT0649-093.0-20181004	GW	10/4/2018	91	95	TT092418L	1,1,2-TRICHLOROTRIFLUOROETHANE	76-13-1	40	U	UG/L
LC34-DPT0649-093.0-20181004	GW	10/4/2018	91	95	TT092418L	TRICHLOROETHENE	79-01-6	12100		UG/L
LC34-DPT0649-098.0-20181004	GW	10/4/2018	96	100	TT092418L	CIS-1,2-DICHLOROETHENE	156-59-2	140		UG/L
LC34-DPT0650-008.0-20181004	GW	10/4/2018	6	10	TT092418L	1,1,2-TRICHLOROTRIFLUOROETHANE	76-13-1	1	U	UG/L
LC34-DPT0650-008.0-20181004	GW	10/4/2018	6	10	TT092418L	TRICHLOROETHENE	79-01-6	1	U	UG/L
LC34-DPT0650-013.0-20181004	GW	10/4/2018	11	15	TT092418L	CIS-1,2-DICHLOROETHENE	156-59-2	15		UG/L
LC34-DPT0650-018.0-20181004	GW	10/4/2018	16	20	TT092418L	1,1,2-TRICHLOROTRIFLUOROETHANE	76-13-1	1	U	UG/L

Sample	Matrix	Sample Date	Top Depth	Bottom Depth	SDG	Parameter	CAS	Lab Result	Lab Qualifier	Units
LC34-DPT0650-018.0-20181004	GW	10/4/2018	16	20	TT092418L	TRICHLOROETHENE	79-01-6	7		UG/L
LC34-DPT0650-023.0-20181004	GW	10/4/2018	21	25	TT092418L	CIS-1,2-DICHLOROETHENE	156-59-2	19		UG/L
LC34-DPT0650-028.0-20181004	GW	10/4/2018	26	30	TT092418L	1,1,2-TRICHLOROTRIFLUOROETHANE	76-13-1	3	U	UG/L
LC34-DPT0650-028.0-20181004	GW	10/4/2018	26	30	TT092418L	TRICHLOROETHENE	79-01-6	3	U	UG/L
LC34-DPT0650-033.0-20181004	GW	10/4/2018	31	35	TT092418L	CIS-1,2-DICHLOROETHENE	156-59-2	13		UG/L
LC34-DPT0650-038.0-20181004	GW	10/4/2018	36	40	TT092418L	1,1,2-TRICHLOROTRIFLUOROETHANE	76-13-1	40	U	UG/L
LC34-DPT0650-038.0-20181004	GW	10/4/2018	36	40	TT092418L	TRICHLOROETHENE	79-01-6	76		UG/L
LC34-DPT0650-043.0-20181004	GW	10/4/2018	41	45	TT092418L	CIS-1,2-DICHLOROETHENE	156-59-2	111000	J	UG/L
LC34-DPT0650-048.0-20181004	GW	10/4/2018	46	50	TT092418L	1,1,2-TRICHLOROTRIFLUOROETHANE	76-13-1	290	U	UG/L
LC34-DPT0650-048.0-20181004	GW	10/4/2018	46	50	TT092418L	TRICHLOROETHENE	79-01-6	39600		UG/L
LC34-DPT0650-053.0-20181004	GW	10/4/2018	51	55	TT092418L	CIS-1,2-DICHLOROETHENE	156-59-2	1000	U	UG/L
LC34-DPT0650-058.0-20181004	GW	10/4/2018	56	60	TT092418L	1,1,2-TRICHLOROTRIFLUOROETHANE	76-13-1	2000	U	UG/L
LC34-DPT0650-058.0-20181004	GW	10/4/2018	56	60	TT092418L	TRICHLOROETHENE	79-01-6	1540000	J	UG/L
LC34-DPT0650-063.0-20181004	GW	10/4/2018	61	65	TT092418L	CIS-1,2-DICHLOROETHENE	156-59-2	12200		UG/L
LC34-DPT0650-068.0-20181004	GW	10/4/2018	66	70	TT092418L	1,1,2-TRICHLOROTRIFLUOROETHANE	76-13-1	5000	U	UG/L
LC34-DPT0650-068.0-20181004	GW	10/4/2018	66	70	TT092418L	TRICHLOROETHENE	79-01-6	792000		UG/L
LC34-DPT0650-073.0-20181005	GW	10/5/2018	71	75	TT092418L	CIS-1,2-DICHLOROETHENE	156-59-2	3300	U	UG/L
LC34-DPT0650-078.0-20181005	GW	10/5/2018	76	80	TT092418L	1,1,2-TRICHLOROTRIFLUOROETHANE	76-13-1	1000	U	UG/L
LC34-DPT0650-078.0-20181005	GW	10/5/2018	76	80	TT092418L	TRICHLOROETHENE	79-01-6	373000	J	UG/L
LC34-DPT0650-083.0-20181005	GW	10/5/2018	81	85	TT092418L	CIS-1,2-DICHLOROETHENE	156-59-2	10900		UG/L
LC34-DPT0650-088.0-20181005	GW	10/5/2018	86	90	TT092418L	1,1,2-TRICHLOROTRIFLUOROETHANE	76-13-1	290	U	UG/L
LC34-DPT0650-088.0-20181005	GW	10/5/2018	86	90	TT092418L	TRICHLOROETHENE	79-01-6	177000	J	UG/L
LC34-DPT0650-093.0-20181005	GW	10/5/2018	91	95	TT092418L	CIS-1,2-DICHLOROETHENE	156-59-2	17300		UG/L
LC34-DPT0650-098.0-20181005	GW	10/5/2018	96	100	TT092418L	1,1,2-TRICHLOROTRIFLUOROETHANE	76-13-1	1000	U	UG/L
LC34-DPT0650-098.0-20181005	GW	10/5/2018	96	100	TT092418L	TRICHLOROETHENE	79-01-6	373000	J	UG/L
LC34-DPT0651-008.0-20181005	GW	10/5/2018	6	10	TT092418L	CIS-1,2-DICHLOROETHENE	156-59-2	4		UG/L
LC34-DPT0651-013.0-20181005	GW	10/5/2018	11	15	TT092418L	1,1,2-TRICHLOROTRIFLUOROETHANE	76-13-1	1	U	UG/L
LC34-DPT0651-013.0-20181005	GW	10/5/2018	11	15	TT092418L	TRICHLOROETHENE	79-01-6	6		UG/L
LC34-DPT0651-018.0-20181005	GW	10/5/2018	16	20	TT092418L	CIS-1,2-DICHLOROETHENE	156-59-2	19		UG/L
LC34-DPT0651-023.0-20181005	GW	10/5/2018	21	25	TT092418L	1,1,2-TRICHLOROTRIFLUOROETHANE	76-13-1	1	U	UG/L
LC34-DPT0651-023.0-20181005	GW	10/5/2018	21	25	TT092418L	TRICHLOROETHENE	79-01-6	6		UG/L
LC34-DPT0651-028.0-20181005	GW	10/5/2018	26	30	TT092418L	CIS-1,2-DICHLOROETHENE	156-59-2	31		UG/L
LC34-DPT0651-033.0-20181005	GW	10/5/2018	31	35	TT092418L	1,1,2-TRICHLOROTRIFLUOROETHANE	76-13-1	3	U	UG/L
LC34-DPT0651-033.0-20181005	GW	10/5/2018	31	35	TT092418L	TRICHLOROETHENE	79-01-6	12		UG/L
LC34-DPT0651-038.0-20181005	GW	10/5/2018	36	40	TT092418L	CIS-1,2-DICHLOROETHENE	156-59-2	990		UG/L
LC34-DPT0651-043.0-20181005	GW	10/5/2018	41	45	TT092418L	1,1,2-TRICHLOROTRIFLUOROETHANE	76-13-1	3300	U	UG/L
LC34-DPT0651-043.0-20181005	GW	10/5/2018	41	45	TT092418L	TRICHLOROETHENE	79-01-6	142000		UG/L
LC34-DPT0651-048.0-20181005	GW	10/5/2018	46	50	TT092418L	CIS-1,2-DICHLOROETHENE	156-59-2	18600		UG/L
LC34-DPT0649-083.0-20181004	GW	10/4/2018	81	85	TT092418L	VINYL CHLORIDE	75-01-4	290	U	UG/L
LC34-DPT0649-088.0-20181004	GW	10/4/2018	86	90	TT092418L	TRANS-1,2-DICHLOROETHENE	156-60-5	40	U	UG/L

Sample	Matrix	Sample Date	Top Depth	Bottom Depth	SDG	Parameter	CAS	Lab Result	Lab Qualifier	Units
LC34-DPT0649-088.0-20181004	GW	10/4/2018	86	90	TT092418L	TRICHLOROETHENE	79-01-6	3400		UG/L
LC34-DPT0649-093.0-20181004	GW	10/4/2018	91	95	TT092418L	CIS-1,2-DICHLOROETHENE	156-59-2	360		UG/L
LC34-DPT0649-098.0-20181004	GW	10/4/2018	96	100	TT092418L	1,1,2-TRICHLOROTRIFLUOROETHANE	76-13-1	40	U	UG/L
LC34-DPT0649-098.0-20181004	GW	10/4/2018	96	100	TT092418L	TRICHLOROETHENE	79-01-6	4900		UG/L
LC34-DPT0650-008.0-20181004	GW	10/4/2018	6	10	TT092418L	CIS-1,2-DICHLOROETHENE	156-59-2	8		UG/L
LC34-DPT0650-013.0-20181004	GW	10/4/2018	11	15	TT092418L	1,1,2-TRICHLOROTRIFLUOROETHANE	76-13-1	1	U	UG/L
LC34-DPT0650-013.0-20181004	GW	10/4/2018	11	15	TT092418L	TRICHLOROETHENE	79-01-6	5		UG/L
LC34-DPT0650-018.0-20181004	GW	10/4/2018	16	20	TT092418L	CIS-1,2-DICHLOROETHENE	156-59-2	19		UG/L
LC34-DPT0650-023.0-20181004	GW	10/4/2018	21	25	TT092418L	1,1,2-TRICHLOROTRIFLUOROETHANE	76-13-1	1	U	UG/L
LC34-DPT0650-023.0-20181004	GW	10/4/2018	21	25	TT092418L	TRICHLOROETHENE	79-01-6	1		UG/L
LC34-DPT0650-028.0-20181004	GW	10/4/2018	26	30	TT092418L	CIS-1,2-DICHLOROETHENE	156-59-2	12		UG/L
LC34-DPT0650-033.0-20181004	GW	10/4/2018	31	35	TT092418L	1,1,2-TRICHLOROTRIFLUOROETHANE	76-13-1	3	U	UG/L
LC34-DPT0650-033.0-20181004	GW	10/4/2018	31	35	TT092418L	TRICHLOROETHENE	79-01-6	66		UG/L
LC34-DPT0650-038.0-20181004	GW	10/4/2018	36	40	TT092418L	CIS-1,2-DICHLOROETHENE	156-59-2	22900	J	UG/L
LC34-DPT0650-043.0-20181004	GW	10/4/2018	41	45	TT092418L	1,1,2-TRICHLOROTRIFLUOROETHANE	76-13-1	290	U	UG/L
LC34-DPT0650-043.0-20181004	GW	10/4/2018	41	45	TT092418L	TRICHLOROETHENE	79-01-6	36300		UG/L
LC34-DPT0650-048.0-20181004	GW	10/4/2018	46	50	TT092418L	CIS-1,2-DICHLOROETHENE	156-59-2	78600		UG/L
LC34-DPT0650-053.0-20181004	GW	10/4/2018	51	55	TT092418L	1,1,2-TRICHLOROTRIFLUOROETHANE	76-13-1	3500		UG/L
LC34-DPT0650-053.0-20181004	GW	10/4/2018	51	55	TT092418L	TRICHLOROETHENE	79-01-6	603000	J	UG/L
LC34-DPT0650-058.0-20181004	GW	10/4/2018	56	60	TT092418L	CIS-1,2-DICHLOROETHENE	156-59-2	11200		UG/L
LC34-DPT0650-063.0-20181004	GW	10/4/2018	61	65	TT092418L	1,1,2-TRICHLOROTRIFLUOROETHANE	76-13-1	10000	U	UG/L
LC34-DPT0650-063.0-20181004	GW	10/4/2018	61	65	TT092418L	TRICHLOROETHENE	79-01-6	1090000		UG/L
LC34-DPT0650-068.0-20181004	GW	10/4/2018	66	70	TT092418L	CIS-1,2-DICHLOROETHENE	156-59-2	11300		UG/L
LC34-DPT0650-073.0-20181005	GW	10/5/2018	71	75	TT092418L	1,1,2-TRICHLOROTRIFLUOROETHANE	76-13-1	3300	U	UG/L
LC34-DPT0650-073.0-20181005	GW	10/5/2018	71	75	TT092418L	TRICHLOROETHENE	79-01-6	132000		UG/L
LC34-DPT0650-078.0-20181005	GW	10/5/2018	76	80	TT092418L	CIS-1,2-DICHLOROETHENE	156-59-2	9100		UG/L
LC34-DPT0650-083.0-20181005	GW	10/5/2018	81	85	TT092418L	1,1,2-TRICHLOROTRIFLUOROETHANE	76-13-1	1000	U	UG/L
LC34-DPT0650-083.0-20181005	GW	10/5/2018	81	85	TT092418L	TRICHLOROETHENE	79-01-6	32400		UG/L
LC34-DPT0650-088.0-20181005	GW	10/5/2018	86	90	TT092418L	CIS-1,2-DICHLOROETHENE	156-59-2	61000		UG/L
LC34-DPT0650-093.0-20181005	GW	10/5/2018	91	95	TT092418L	1,1,2-TRICHLOROTRIFLUOROETHANE	76-13-1	3800		UG/L
LC34-DPT0650-093.0-20181005	GW	10/5/2018	91	95	TT092418L	TRICHLOROETHENE	79-01-6	795000	J	UG/L
LC34-DPT0650-098.0-20181005	GW	10/5/2018	96	100	TT092418L	CIS-1,2-DICHLOROETHENE	156-59-2	5300		UG/L
LC34-DPT0651-008.0-20181005	GW	10/5/2018	6	10	TT092418L	1,1,2-TRICHLOROTRIFLUOROETHANE	76-13-1	1	U	UG/L
LC34-DPT0651-008.0-20181005	GW	10/5/2018	6	10	TT092418L	TRICHLOROETHENE	79-01-6	13		UG/L
LC34-DPT0651-013.0-20181005	GW	10/5/2018	11	15	TT092418L	CIS-1,2-DICHLOROETHENE	156-59-2	12		UG/L
LC34-DPT0651-018.0-20181005	GW	10/5/2018	16	20	TT092418L	1,1,2-TRICHLOROTRIFLUOROETHANE	76-13-1	1	U	UG/L
LC34-DPT0651-018.0-20181005	GW	10/5/2018	16	20	TT092418L	TRICHLOROETHENE	79-01-6	5		UG/L
LC34-DPT0651-023.0-20181005	GW	10/5/2018	21	25	TT092418L	CIS-1,2-DICHLOROETHENE	156-59-2	15		UG/L
LC34-DPT0651-028.0-20181005	GW	10/5/2018	26	30	TT092418L	1,1,2-TRICHLOROTRIFLUOROETHANE	76-13-1	1	U	UG/L
LC34-DPT0651-028.0-20181005	GW	10/5/2018	26	30	TT092418L	TRICHLOROETHENE	79-01-6	9		UG/L

Sample	Matrix	Sample Date	Top Depth	Bottom Depth	SDG	Parameter	CAS	Lab Result	Lab Qualifier	Units
LC34-DPT0651-033.0-20181005	GW	10/5/2018	31	35	TT092418L	CIS-1,2-DICHLOROETHENE	156-59-2	97		UG/L
LC34-DPT0651-038.0-20181005	GW	10/5/2018	36	40	TT092418L	1,1,2-TRICHLOROTRIFLUOROETHANE	76-13-1	20	U	UG/L
LC34-DPT0651-038.0-20181005	GW	10/5/2018	36	40	TT092418L	TRICHLOROETHENE	79-01-6	660		UG/L
LC34-DPT0651-043.0-20181005	GW	10/5/2018	41	45	TT092418L	CIS-1,2-DICHLOROETHENE	156-59-2	9600		UG/L
LC34-DPT0651-048.0-20181005	GW	10/5/2018	46	50	TT092418L	1,1,2-TRICHLOROTRIFLUOROETHANE	76-13-1	10000	U	UG/L
LC34-DPT0651-048.0-20181005	GW	10/5/2018	46	50	TT092418L	TRICHLOROETHENE	79-01-6	842000		UG/L

Analytical Laboratories of Florida, Inc.

October 24, 2018

Lee Leck
Sample Management Coordinator
TetraTech NUS, Inc.
Project Name: LC34 Site, KSC, Fl.

Re: PDF - Analytical Data Package

Analytical Laboratories of Florida, Inc. (ALF) office located at 2265 Leaside Court, Merritt Island, Florida provided laboratory services for TetraTech NUS, Inc. at the Launch Complex 34 (LC34) area of Kennedy Space Center during direct push temporary well sample collection. The site is located at NASA's Kennedy Space Center, Florida complex. The laboratory contact is Dale Schamp at 321-258-1355. The laboratory project name is TT092418. Analysis was performed utilizing EPA8260D methodology. A total of 167 ground water samples were analyzed by Dale Schamp (Chemist) over a period of ten days from October 8 – 19, 2018. The project utilized one mobile laboratories over the duration of the project. The mobile laboratories are certified (Certification Number E83934 or E831090) by the Florida Department of Health using the guidelines of the national NELAC certification program. TetraTech's Information System's Group (http://isg.ttnus.com) specified the excel spreadsheet format utilized to transport environmental analytical data to TetraTech in an electronic format. ALF's data was submitted to TetraTech under file name EDD.NASA.LC34.100818total on October 24, 2018.

TetraTech/NUS' Project Manager is Mark Jonnet out of the Pittsburgh, Pa. office. The Prime Contact's subcontract number is S1157415. The mobile laboratory was utilized to perform laboratory analysis to delineate volatile organic contamination in the groundwater at various NASA sites. The contaminants of concern included vinyl chloride, 1,1-DCE, Freon 113, cis/trans-1,2-DCE, and trichloroethene . The sample analysis load was expected to be up to 25 samples per day.

ALF performed the sample extraction with a Teledyne Stratum sample concentrator utilizing a purge and trap technique. The EPA 5030 method was used as a guideline for this procedure. The process involved is done by purging a gas (UHP helium) through a known sample volume (10 ml – undiluted) at a constant flow rate and specific time. This process transfers the contaminants of concern (COC) from the liquid matrix (groundwater) onto the trap. The trap is then heated to 250C releasing the compounds from the trap into the GC/MS system. An electronic value inside

P.O. Box 349, Cape Canaveral, Florida 32920
E mail: dale.schamp@alf1992.info
Cell phone: 321–258-1355

the Stratum sample concentrator is electronically moved from the load position to the inject position to transfer the COCs to the GC/MS.

ALF's GC/MS system consists of a Stratum PTC hooked up to an Agilent 6890 (or Model 7890) Gas Chromatograph in series with an Agilent 5973 (or Model 5975C) MS detector. The COCs are separated by the gradual increase of temperature of GC oven from 45C to 200C and the column's internal coating. ALF's column of choice is a J&W DB-VRX 20 meter, 0.18mm ID, 1um df. This setup closely follows the requirements of EPA Method 8260D for identification and quantification.

The target compound list had a very wide range of project specific detection limit requirements between 1 and 100 ppb to meet the Florida GCTLs. The lab settled on a method detection level for all compounds of 1 ppb. This detection level allowed the compounds to be analyzed in the scan sensitivity mode only.

The compounds are identified by two ways: retention time and ion spectrum. Simply under repetitive flow rates and consistent oven variation of temperatures a compound will pass through a detector at the same time for unknown samples and known calibration standards. The time, after the start of a run, the compound passes through a detector to give a peak type response is known as the retention time. This is how any Gas Chromatograph with a detector identifies a compound. The MS detector has the additional power of compound ion spectrums which occur when the compounds are bombarded with electrons as they pass into the detector which causes the compounds to fragment. Each COC fragments differently from all other compounds thus this is an additional aid in identifying compounds. In the SIM mode, the detector looks for specific compound fragments which increase detector sensitivity.

The compounds are quantified by comparing area responses of unknown sample concentrations to known calibration standards. The greater the peak area response the greater the concentration of the COC present.

Dale Schamp was the designated Field Chemist for this project. Each day on the Field Activity Form (FAF), the sample analyst would document the sample field description, matrix, sample's date and collection time for each sample received. The FAF also recorded the date and time the sample was received by the mobile laboratory.

P.O. Box 349, Cape Canaveral, Florida 32920
E mail: dale.schamp@alf1992.info
Cell phone: 321–258-1355

Analytical Laboratories of Florida, Inc.

The FAF was also used to record the sample analysis time and volume utilized to perform the analysis. The GC/MS system is linear to 500 ppb for the COCs. Mr. Schamp may have utilized one or two SRI GC systems to determine the sample size which was required to run the sample on the GC/MS. This sample pre-screening process prevented the field chemist from doing multiple runs due to high COC concentrations in the groundwater sample which in turn allowed him to get the final data to the contractor quicker.

Quality Assurance (QA) is an important part of sample analysis. QA is utilized to aid in the measurement of the data quality generated. The FDEP and EPA methods require the mobile laboratory run: a calibration curve, laboratory duplicates, laboratory matrix spikes, daily instrument tune checks, daily method blanks, internal standards, surrogate standards and calibration check standards. Other than the initial calibration standards curves and tune checks, this information can be found in the Excel Data Summary Tables provided and/or the overall Project EDD table required by TetraTech.

Once the sample's analysis was completed, the chemist entered the data into an Excel Data Summary Table spreadsheet. ALF analyzed 10 sample(s) for matrix spike analysis to determine whether the samples themselves cause interferences with the data generation. Project requirements specify 5 % while ALF's frequency was 6.0 % (10/167). ALF analyzed 10 sample duplicate(s) to check analysis reproducibility. This is also required at a frequency of 5% while ALF did this at a rate of 6.0 % (10/167).

The following information is attached or included in the electronic deliverables:

1. TetraTech EDD Data Summary Tables which includes QC data
2. Field Activities Forms
3. A Copy of this Project Summary

The data generated has been reviewed and submitted under TetraTech's EDD format and the data has been reviewed by TetraTech personnel for errors. I can be reached at 321-258-1355, if you have any follow-up questions.

Sincerely,
ANALYTICAL LABORATORIES OF FLORIDA, INC.

Dale A Schamp

Dale Schamp
Chemist

P.O. Box 349, Cape Canaveral, Florida 32920
E mail: dale.schamp@alf1992.info
Cell phone: 321–258-1355

ANALYTICAL LABORATORIES OF FLORIDA

FIELD ACTIVITIES FORM

Project Name: LC34 Batch #2 ALF Project: TT100818

Address: KSC, FL.

PROJECT NOTES:

Method: EPA8260D; Target Compounds: Vinyl chloride, 1,1-dce, F113, c/t-12,DCE and TCE. Lab#1/GC#5

10/10/18 Activities: Calibrate GC#5/Lab#1

1037 Remove 10 ml GW sample W-215 from VOA vial W-215C-1. Add int/surr stds. Load onto PT-5. FN: DPT653@28' / Lab ID: TT100818-W-215. 1047 Inject.

1040 Rec 1 GW sample (2 @ 40 ml VOA vials) from Chuck Sorden on ice. Field No. DPT653@48' (1030); LabID TT100818-W219

1057 Remove 3 ml GW sample W-216 from VOA vial W-216C-1. Add int/surr stds. Load onto PT-5. FN: DPT653@33' / Lab ID: TT100818-W-216. 1107 Inject.

1115 Remove 0.25 ml GW sample W-217 from VOA vial W-217C-1. Add int/surr stds. Load onto PT-5. FN: DPT653@38' / Lab ID: TT100818-W-217. 1125 Inject.

1134 Rec 1 GW sample (2 @ 40 ml VOA vials) from Chuck Sorden on ice. Field No. DPT653@53' (1130); LabID TT100818-W220

1135 Remove 0.01 ml GW sample W-218 from VOA vial W-218C-1. Add int/surr stds. Load onto PT-5. FN: DPT653@43' / Lab ID: TT100818-W-218. 1145 Inject.

1157 Remove 0.01 ml GW sample W-219 from VOA vial W-219C-1. Add int/surr stds. Load onto PT-5. FN: DPT653@48' / Lab ID: TT100818-W-219. 1207 Inject.

1205 Rec 1 GW sample (2 @ 40 ml VOA vials) from Chuck Sorden on ice. Field No. DPT653@58' (1200); LabID TT100818-W221

1217 Remove 0.035 ml GW sample W-220 from VOA vial W-220C-1. Add int/surr stds. Load onto PT-5. FN: DPT653@53' / Lab ID: TT100818-W-220. 1227 Inject.

1230 Rec 1 GW sample (2 @ 40 ml VOA vials) from Chuck Sorden on ice. Field No. DPT653@63' (1225); LabID TT100818-W222

1237 Remove 0.5 ml GW sample W-221 from VOA vial W-221C-1. Add int/surr stds. Load onto PT-5. FN: DPT653@58' / Lab ID: TT100818-W-221. 1247 Inject.

1256 Remove 1 ml GW sample W-222 from VOA vial W-222C-1. Add int/surr stds. Load onto PT-5. FN: DPT653@63' / Lab ID: TT100818-W-222. 1306 Inject.

1300 Rec 1 GW sample (2 @ 40 ml VOA vials) from Chuck Sorden on ice. Field No. DPT653@68' (1255); LabID TT100818-W223

1319 Remove 3 ml GW sample W-223 from VOA vial W-223C-1. Add int/surr stds. Load onto PT-5. FN: DPT653@68' / Lab ID: TT100818-W-223. 1329 Inject.

1325 Rec 1 GW sample (2 @ 40 ml VOA vials) from Chuck Sorden on ice. Field No. DPT653@73' (1320); LabID TT100818-W224

1337 Remove 10 ml GW sample W-224 from VOA vial W-224C-1. Add int/surr stds. Load onto PT-5. FN: DPT653@73' / Lab ID: TT100818-W-224. 1347 Inject.

1355 Rec 1 GW sample (2 @ 40 ml VOA vials) from Chuck Sorden on ice. Field No. DPT653@78' (1350); LabID TT100818-W225

1401 Remove 10 ml GW sample W-225 from VOA vial W-225C-1. Add int/surr stds. Load onto PT-5. FN: DPT653@78' / Lab ID: TT100818-W-225. 1411 Inject.

1435 Rec 1 GW sample (2 @ 40 ml VOA vials) from Chuck Sorden on ice. Field No. DPT653@83' (1430); LabID TT100818-W226

1435 Remove 3 ml GW sample W-226 from VOA vial W-226C-1. Add int/surr stds. Load onto PT-5. FN: DPT653@83' / Lab ID: TT100818-W-226. 1445 Inject.

1506 Rec 1 GW sample (2 @ 40 ml VOA vials) from Chuck Sorden on ice. Field No. DPT653@88' (1505); LabID TT100818-W227

1506 Remove 3 ml GW sample W-227 from VOA vial W-227C-1. Add int/surr stds. Load onto PT-5. FN: DPT653@88' / Lab ID: TT100818-W-227. 1516 Inject.

1523 Remove 0.5 ml GW sample W-220 from VOA vial W-220C-2. Add int/surr stds. Load onto PT-5. FN: DPT653@53' / Lab ID: TT100818-W-220r. 1533 Inject.

1544 Rec 1 GW sample (2 @ 40 ml VOA vials) from Chuck Sorden on ice. Field No. DPT653@93' (1540); LabID TT100818-W228

1546 Remove 10 ml GW sample W-228 from VOA vial W-228C-1. Add int/surr stds. Load onto PT-5. FN: DPT653@93' / Lab ID: TT100818-W-228. 1556 Inject.

1606 Remove 3 ml GW sample W-228 from VOA vial W-228C-2. Add int/surr stds. Load onto PT-5. FN: DPT653@93' / Lab ID: TT100818-W-228r. 1616 Inject.

1651 Rec 1 GW sample (2 @ 40 ml VOA vials) from Chuck Sorden on ice. Field No. DPT653@98' (1650); LabID TT100818-W229

1652 Remove 3 ml GW sample W-229 from VOA vial W-229C-1. Add int/surr stds. Load onto PT-5. FN: DPT653@98' / Lab ID: TT100818-W-229. 1702 Inject.

10/11/18 Activities: Calibrate GC#5/Lab#1

0852 Run BFB Dynamic hardware tune ; Refrigerator # 9 temp < -5C ; Ambient temp 78 F. JG Finneran C#340024-2895 lot# 7939162781v1

0854 Run method blank in (fn: 101118blk1.d) 10 ml H20. All analyte responses equal to or < 50% of lowest quantitation calibration standard.Tune Good.

0910 Rec 1 GW sample (2 @ 40 ml VOA vials) from Chuck Sorden on ice. Field No. DPT654@8' (0905); LabID TT100818-W230

0912 Run 10ml H20 with 100ng spike (fn: 101118ccv1.d). All compound responses between within 20 % expected response and ion ratios within 30% expected ratio.TuneGood.

0918 Rec 1 GW sample (2 @ 40 ml VOA vials) from Chuck Sorden on ice. Field No. DPT654@13' (0915); LabID TT100818-W231

0920 Remove 10 ml GW sample W-230 from VOA vial W-230C-1. Add int/surr stds. Load onto PT-5. FN: DPT654@8' / Lab ID: TT100818-W-230. 0930 Inject.

0935 Rec 1 GW sample (2 @ 40 ml VOA vials) from Chuck Sorden on ice. Field No. DPT654@18' (0930); LabID TT100818-W232

0941 Remove 10 ml GW sample W-230 from VOA vial W-230C-2. Add 100ng,int/surr stds. Load onto PT-5. FN: DPT654@8' / Lab ID: TT100818-W-230MS. 0951 Inject.

0950 Rec 1 GW sample (2 @ 40 ml VOA vials) from Chuck Sorden on ice. Field No. DPT654@23' (0945); LabID TT100818-W233

0950 Rec 1 GW sample (2 @ 40 ml VOA vials) from Chuck Sorden on ice. Field No. DPT654@23' (0945); LabID TT100818-W233

0958 Remove 10 ml GW sample W-231 from VOA vial W-231C-1. Add int/surr stds. Load onto PT-5. FN: DPT654@13' / Lab ID: TT100818-W-231. 1008 Inject.

1000 Rec 1 GW sample (2 @ 40 ml VOA vials) from Chuck Sorden on ice. Field No. DPT654@28' (0955); LabID TT100818-W234

1015 Rec 1 GW sample (2 @ 40 ml VOA vials) from Chuck Sorden on ice. Field No. DPT654@33' (1010); LabID TT100818-W235

1016 Remove 10 ml GW sample W-232 from VOA vial W-232C-1. Add int/surr stds. Load onto PT-5. FN: DPT654@18' / Lab ID: TT100818-W-232. 1026 Inject.

1030 Rec 1 GW sample (2 @ 40 ml VOA vials) from Chuck Sorden on ice. Field No. DPT654@38' (1025); LabID TT100818-W236

1034 Remove 10 ml GW sample W-233 from VOA vial W-233C-1. Add int/surr stds. Load onto PT-5. FN: DPT654@23' / Lab ID: TT100818-W-233. 1044 Inject.

1045 Rec 1 GW sample (2 @ 40 ml VOA vials) from Chuck Sorden on ice. Field No. DPT654@43' (1040); LabID TT100818-W237

1100 Rec 1 GW sample (2 @ 40 ml VOA vials) from Chuck Sorden on ice. Field No. DPT654@48' (1055); LabID TT100818-W238

1121 Remove 0.35 ml GW sample W-233 from VOA vial W-233C-2. Add int/surr stds. Load onto PT-5. FN: DPT654@23' / Lab ID: TT100818-W-233r. 1131 Inject.

1140 Remove 0.035 ml GW sample W-234 from VOA vial W-234C-1. Add int/surr stds. Load onto PT-5. FN: DPT654@28' / Lab ID: TT100818-W-234. 1150 Inject.

1158 Remove 0.020 ml GW sample W-235 from VOA vial W-235C-1. Add int/surr stds. Load onto PT-5. FN: DPT654@33' / Lab ID: TT100818-W-235. 1208 Inject.

1216 Remove 0.003 ml GW sample W-236 from VOA vial W-236C-1. Add int/surr stds. Load onto PT-5. FN: DPT654@38' / Lab ID: TT100818-W-236. 1226 Inject.

1234 Remove 0.035 ml GW sample W-237 from VOA vial W-237C-1. Add int/surr stds. Load onto PT-5. FN: DPT654@43' / Lab ID: TT100818-W-237. 1244 Inject.

1245 Rec 1 GW sample (2 @ 40 ml VOA vials) from Chuck Sorden on ice. Field No. DPT654@53' (1240); LabID TT100818-W239

Sampler / Company On-site: Chuck Sorden - Tetratetch

Delays:

Weather:

Date: 10/10-11/18

Signature:

Important phone calls / Changes:

ANALYTICAL LABORATORIES OF FLORIDA

FIELD ACTIVITIES FORM

Project Name: LC34 Batch #2 ALF Project: TT100818

Address: KSC, FL.

PROJECT NOTES:

Method: EPA8260D; Target Compounds: Vinyl chloride, 1,1-dce, F113, c/t-12,DCE and TCE. Lab#1/GC#5

10/11/18 Activities: Calibrate GC#5/Lab#1

1251 Remove 0.1 ml GW sample W-238 from VOA vial W-238C-1. Add int/surr stds. Load onto PT-5. FN: DPT654@48' / Lab ID: TT100818-W-238. 1301 Inject.
1305 Rec 1 GW sample (2 @ 40 ml VOA vials) from Chuck Sorden on ice. Field No. DPT654@58' (1300); LabID TT100818-W240
1308 Remove 1 ml GW sample W-239 from VOA vial W-239C-1. Add int/surr stds. Load onto PT-5. FN: DPT654@53' / Lab ID: TT100818-W-239. 1318 Inject.
1326 Remove 3 ml GW sample W-240 from VOA vial W-240C-1. Add int/surr stds. Load onto PT-5. FN: DPT654@58' / Lab ID: TT100818-W-240. 1336 Inject.
1335 Rec 1 GW sample (2 @ 40 ml VOA vials) from Chuck Sorden on ice. Field No. DPT654@63' (1325); LabID TT100818-W241
1344 Remove 5 ml GW sample W-241 from VOA vial W-241C-1. Add int/surr stds. Load onto PT-5. FN: DPT654@63' / Lab ID: TT100818-W-241. 1354 Inject.
1355 Rec 1 GW sample (2 @ 40 ml VOA vials) from Chuck Sorden on ice. Field No. DPT654@68' (1350); LabID TT100818-W242
1404 Remove 5 ml GW sample W-242 from VOA vial W-242C-1. Add int/surr stds. Load onto PT-5. FN: DPT654@68' / Lab ID: TT100818-W-242. 1414 Inject.
1423 Remove 3 ml GW sample W-241 from VOA vial W-241C-2. Add int/surr stds. Load onto PT-5. FN: DPT654@63' / Lab ID: TT100818-W-241dup. 1433 Inject.
1425 Rec 1 GW sample (2 @ 40 ml VOA vials) from Chuck Sorden on ice. Field No. DPT654@73' (1420); LabID TT100818-W243
1440 Remove 3 ml GW sample W-243 from VOA vial W-243C-1. Add int/surr stds. Load onto PT-5. FN: DPT654@73' / Lab ID: TT100818-W-243. 1450 Inject.
1445 Rec 1 GW sample (2 @ 40 ml VOA vials) from Chuck Sorden on ice. Field No. DPT654@78' (1440); LabID TT100818-W244
1458 Remove 5 ml GW sample W-244 from VOA vial W-244C-1. Add int/surr stds. Load onto PT-5. FN: DPT654@78' / Lab ID: TT100818-W-244. 1508 Inject.
1515 Rec 1 GW sample (2 @ 40 ml VOA vials) from Chuck Sorden on ice. Field No. DPT654@83' (1510); LabID TT100818-W245
1518 Remove 3 ml GW sample W-245 from VOA vial W-245C-1. Add int/surr stds. Load onto PT-5. FN: DPT654@83' / Lab ID: TT100818-W-245. 1528 Inject.
1551 Rec 1 GW sample (2 @ 40 ml VOA vials) from Chuck Sorden on ice. Field No. DPT654@88' (1550); LabID TT100818-W246
1551 Remove 3 ml GW sample W-246 from VOA vial W-246C-1. Add int/surr stds. Load onto PT-5. FN: DPT654@88' / Lab ID: TT100818-W-246. 1601 Inject.
1623 Rec 1 GW sample (2 @ 40 ml VOA vials) from Chuck Sorden on ice. Field No. DPT654@93' (1620); LabID TT100818-W247
1625 Remove 2 ml GW sample W-247 from VOA vial W-247C-1. Add int/surr stds. Load onto PT-5. FN: DPT654@93' / Lab ID: TT100818-W-247. 1635 Inject.
1648 Remove 0.25 ml GW sample W-247 from VOA vial W-247C-2. Add int/surr stds. Load onto PT-5. FN: DPT654@93' / Lab ID: TT100818-W-247r. 1658 Inject.
1711 Rec 1 GW sample (2 @ 40 ml VOA vials) from Chuck Sorden on ice. Field No. DPT654@98' (1710); LabID TT100818-W248
1711 Remove 1 ml GW sample W-248 from VOA vial W-248C-1. Add int/surr stds. Load onto PT-5. FN: DPT654@98' / Lab ID: TT100818-W-248. 1721 Inject.
1720 Discard samples in IDW drum.

10/12/18 Activities: Calibrate GC#5/Lab#1

0821 Run BFB Dynamic hardware tune ; Refrigerator # 9 temp < -5C ; Ambient temp 78 F. JG Finneran C#340024-2895 lot# 7939162781v1
0823 Run method blank in (fn: 101218blk1.d) 10 ml H20. All analyte responses equal to or < 50% of lowest quantitation calibration standard.Tune Good.
0841 Run 10ml H20 with 100ng spike (fn: 101218ccv1.d). All compound responses between within 20 % expected response and ion ratios within 30% expected ratio.TuneGood.
0950 Rec 1 GW sample (2 @ 40 ml VOA vials) from Chuck Sorden on ice. Field No. DPT655@8' (0950); LabID TT100818-W249
0950 Remove 10 ml GW sample W-249 from VOA vial W-249C-1. Add int/surr stds. Load onto PT-5. FN: DPT655@8' / Lab ID: TT100818-W-249. 1000 Inject.
1005 Rec 1 GW sample (2 @ 40 ml VOA vials) from Chuck Sorden on ice. Field No. DPT655@13' (1000); LabID TT100818-W250
1008 Remove 10 ml GW sample W-249 from VOA vial W-249C-2. Add 100ng,int/surr stds. Load onto PT-5. FN: DPT655@8' / Lab ID: TT100818-W-249MS. 1018 Inject.
1015 Rec 1 GW sample (2 @ 40 ml VOA vials) from Chuck Sorden on ice. Field No. DPT655@18' (1010); LabID TT100818-W251
1026 Remove 10 ml GW sample W-250 from VOA vial W-250C-1. Add int/surr stds. Load onto PT-5. FN: DPT655@13' / Lab ID: TT100818-W-250. 1036 Inject.
1030 Rec 1 GW sample (2 @ 40 ml VOA vials) from Chuck Sorden on ice. Field No. DPT655@23' (1020); LabID TT100818-W252
1043 Remove 10 ml GW sample W-251 from VOA vial W-251C-1. Add int/surr stds. Load onto PT-5. FN: DPT655@18' / Lab ID: TT100818-W-251. 1053 Inject.
1045 Rec 1 GW sample (2 @ 40 ml VOA vials) from Chuck Sorden on ice. Field No. DPT655@28' (1035); LabID TT100818-W253
1055 Rec 1 GW sample (2 @ 40 ml VOA vials) from Chuck Sorden on ice. Field No. DPT655@33' (1050); LabID TT100818-W254
1101 Remove 10 ml GW sample W-251 from VOA vial W-251C-2. Add int/surr stds. Load onto PT-5. FN: DPT655@18' / Lab ID: TT100818-W-251DUP. 1111 Inject.
1110 Rec 1 GW sample (2 @ 40 ml VOA vials) from Chuck Sorden on ice. Field No. DPT655@38' (1105); LabID TT100818-W255
1119 Remove 10 ml GW sample W-252 from VOA vial W-252C-1. Add int/surr stds. Load onto PT-5. FN: DPT655@23' / Lab ID: TT100818-W-252. 1129 Inject.
1130 Rec 1 GW sample (2 @ 40 ml VOA vials) from Chuck Sorden on ice. Field No. DPT655@43' (1125); LabID TT100818-W256
1136 Remove 3 ml GW sample W-253 from VOA vial W-253C-1. Add int/surr stds. Load onto PT-5. FN: DPT655@28' / Lab ID: TT100818-W-253. 1146 Inject.
1150 Rec 1 GW sample (2 @ 40 ml VOA vials) from Chuck Sorden on ice. Field No. DPT655@48' (1145); LabID TT100818-W257
1155 Remove 0.5 ml GW sample W-254 from VOA vial W-254C-1. Add int/surr stds. Load onto PT-5. FN: DPT655@33' / Lab ID: TT100818-W-254. 1205 Inject.
1212 Remove 0.1 ml GW sample W-255 from VOA vial W-255C-1. Add int/surr stds. Load onto PT-5. FN: DPT655@38' / Lab ID: TT100818-W-255. 1222 Inject.
1230 Remove 0.035 ml GW sample W-256 from VOA vial W-256C-1. Add int/surr stds. Load onto PT-5. FN: DPT655@43' / Lab ID: TT100818-W-256. 1240 Inject.
1247 Remove 0.035 ml GW sample W-257 from VOA vial W-257C-1. Add int/surr stds. Load onto PT-5. FN: DPT655@48' / Lab ID: TT100818-W-257. 1257 Inject.
1303 Remove 0.01 ml GW sample W-256 from VOA vial W-256C-2. Add int/surr stds. Load onto PT-5. FN: DPT655@43' / Lab ID: TT100818-W-256R. 1313 Inject.
1305 Rec 1 GW sample (2 @ 40 ml VOA vials) from Chuck Sorden on ice. Field No. DPT655@53' (1255); LabID TT100818-W258
1320 Rec 1 GW sample (2 @ 40 ml VOA vials) from Chuck Sorden on ice. Field No. DPT655@58' (1315); LabID TT100818-W259
1322 Remove 0.005 ml GW sample W-257 from VOA vial W-257C-2. Add int/surr stds. Load onto PT-5. FN: DPT655@48' / Lab ID: TT100818-W-257R. 1332 Inject.
1337 Remove 0.005 ml GW sample W-258 from VOA vial W-258C-1. Add int/surr stds. Load onto PT-5. FN: DPT655@53' / Lab ID: TT100818-W-258. 1347 Inject.

Sampler / Company On-site: Chuck Sorden - Tetratetch

Delays: _____

Weather: _____

Date: 10/11-12/18 Page 4 of 9

Signature: _____

Important phone calls / Changes:

ANALYTICAL LABORATORIES OF FLORIDA

FIELD ACTIVITIES FORM

Project Name: LC34 Batch #2 ALF Project: TT100818

Address: KSC, FL.

PROJECT NOTES:

Method: EPA8260D; Target Compounds: Vinyl chloride, 1,1-dce, F113, c/t-12,DCE and TCE. Lab#1/GC#5

10/12/18 Activities: Calibrate GC#5/Lab#1

1345 Rec 1 GW sample (2 @ 40 ml VOA vials) from Chuck Sorden on ice. Field No. DPT655@63' (1340); LabID TT100818-W260

1354 Remove 0.035 ml GW sample W-258 from VOA vial W-258C-2. Add int/surr stds. Load onto PT-5. FN: DPT655@53' / Lab ID: TT100818-W-258R. 1404 Inject.

1428 Rec 1 GW sample (2 @ 40 ml VOA vials) from Chuck Sorden on ice. Field No. DPT655@68' (1425); LabID TT100818-W261

1429 Remove 3 ml GW sample W-259 from VOA vial W-259C-1. Add int/surr stds. Load onto PT-5. FN: DPT655@58' / Lab ID: TT100818-W-259. 1439 Inject.

1446 Remove 10 ml GW sample W-260 from VOA vial W-260C-1. Add int/surr stds. Load onto PT-5. FN: DPT655@63' / Lab ID: TT100818-W-260. 1456 Inject.

1500 Rec 1 GW sample (2 @ 40 ml VOA vials) from Chuck Sorden on ice. Field No. DPT655@73' (1455); LabID TT100818-W262

1504 Remove 10 ml GW sample W-261 from VOA vial W-261C-1. Add int/surr stds. Load onto PT-5. FN: DPT655@68' / Lab ID: TT100818-W-261. 1514 Inject.

1446 Remove 10 ml GW sample W-262 from VOA vial W-262C-1. Add int/surr stds. Load onto PT-5. FN: DPT655@73' / Lab ID: TT100818-W-262. 1456 Inject.

1542 Rec 1 GW sample (2 @ 40 ml VOA vials) from Chuck Sorden on ice. Field No. DPT655@78' (1540); LabID TT100818-W263

1545 Remove 3 ml GW sample W-263 from VOA vial W-263C-1. Add int/surr stds. Load onto PT-5. FN: DPT655@78' / Lab ID: TT100818-W-263. 1555 Inject.

1615 Discard samples in IDW drum.

10/15/18 Activities: Calibrate GC#5/Lab#1

0835 Run BFB Dynamic hardware tune ; Refrigerator # 9 temp < -5C ; Ambient temp 78 F. JG Finneran C#340024-2895 lot# 7939162781v1

0840 Run method blank in (fn: 101518blk1.d) 10 ml H20. All analyte responses equal to or < 50% of lowest quantitation calibration standard.Tune Good.

0857 Run 10ml H20 with 100ng spike (fn: 101518ccv1.d). All compound responses between within 20 % expected response and ion ratios within 30% expected ratio.

1020 Rec 1 GW sample (2 @ 40 ml VOA vials) from Chuck Sorden on ice. Field No. DPT655@83' (1015); LabID TT100818-W264

1045 Rec 1 GW sample (2 @ 40 ml VOA vials) from Chuck Sorden on ice. Field No. DPT655@88' (1040); LabID TT100818-W265

1108 Rec 1 GW sample (2 @ 40 ml VOA vials) from Chuck Sorden on ice. Field No. DPT655@93' (1105); LabID TT100818-W266

1109 Remove 5 ml GW sample W-264 from VOA vial W-264C-1. Add int/surr stds. Load onto PT-5. FN: DPT655@83' / Lab ID: TT100818-W-264. 1119 Inject.

1128 Remove 5 ml GW sample W-264 from VOA vial W-264C-2. Add int/surr stds. Load onto PT-5. FN: DPT655@83' / Lab ID: TT100818-W-264DUP. 1138 Inject.

1145 Rec 1 GW sample (2 @ 40 ml VOA vials) from Chuck Sorden on ice. Field No. DPT655@98' (1140); LabID TT100818-W267

1146 Remove 10 ml GW sample W-265 from VOA vial W-265C-1. Add int/surr stds. Load onto PT-5. FN: DPT655@88' / Lab ID: TT100818-W-265. 1156 Inject.

1205 Remove 2 ml GW sample W-266 from VOA vial W-266C-1. Add int/surr stds. Load onto PT-5. FN: DPT655@93' / Lab ID: TT100818-W-266. 1215 Inject.

1223 Remove 3 ml GW sample W-267 from VOA vial W-267C-1. Add int/surr stds. Load onto PT-5. FN: DPT655@98' / Lab ID: TT100818-W-267. 1233 Inject.

1241 Remove 3 ml GW sample W-267 from VOA vial W-267C-2. Add 100NG,int/surr stds. Load onto PT-5. FN: DPT655@98' / Lab ID: TT100818-W-267ms. 1251 Inject.

1353 Rec 1 GW sample (2 @ 40 ml VOA vials) from Chuck Sorden on ice. Field No. DPT656@8' (1355); LabID TT100818-W268

1353 Remove 10 ml GW sample W-268 from VOA vial W-268C-1. Add int/surr stds. Load onto PT-5. FN: DPT656@8' / Lab ID: TT100818-W-268. 1403 Inject.

1410 Rec 1 GW sample (2 @ 40 ml VOA vials) from Chuck Sorden on ice. Field No. DPT656@13' (1405); LabID TT100818-W269

1412 Remove 10 ml GW sample W-269 from VOA vial W-269C-1. Add int/surr stds. Load onto PT-5. FN: DPT656@13' / Lab ID: TT100818-W-269. 1422 Inject.

1420 Rec 1 GW sample (2 @ 40 ml VOA vials) from Chuck Sorden on ice. Field No. DPT656@18' (1415); LabID TT100818-W270

1430 Remove 10 ml GW sample W-270 from VOA vial W-270C-1. Add int/surr stds. Load onto PT-5. FN: DPT656@18' / Lab ID: TT100818-W-270. 1440 Inject.

1430 Rec 1 GW sample (2 @ 40 ml VOA vials) from Chuck Sorden on ice. Field No. DPT656@23' (1425); LabID TT100818-W271

1440 Rec 1 GW sample (2 @ 40 ml VOA vials) from Chuck Sorden on ice. Field No. DPT656@28' (1435); LabID TT100818-W272

1449 Remove 3 ml GW sample W-271 from VOA vial W-271C-1. Add int/surr stds. Load onto PT-5. FN: DPT656@23' / Lab ID: TT100818-W-271. 1459 Inject.

1455 Rec 1 GW sample (2 @ 40 ml VOA vials) from Chuck Sorden on ice. Field No. DPT656@33' (1450); LabID TT100818-W273

1507 Remove 3 ml GW sample W-272 from VOA vial W-272C-1. Add int/surr stds. Load onto PT-5. FN: DPT656@28' / Lab ID: TT100818-W-272. 1517 Inject.

1510 Rec 1 GW sample (2 @ 40 ml VOA vials) from Chuck Sorden on ice. Field No. DPT656@38' (1505); LabID TT100818-W274

1529 Remove 10 ml GW sample W-273 from VOA vial W-273C-1. Add int/surr stds. Load onto PT-5. FN: DPT656@33' / Lab ID: TT100818-W-273. 1539 Inject.

1530 Rec 1 GW sample (2 @ 40 ml VOA vials) from Chuck Sorden on ice. Field No. DPT656@43' (1525); LabID TT100818-W275

1549 Remove 10 ml GW sample W-274 from VOA vial W-274C-1. Add int/surr stds. Load onto PT-5. FN: DPT656@38' / Lab ID: TT100818-W-274. 1559 Inject.

1555 Rec 1 GW sample (2 @ 40 ml VOA vials) from Chuck Sorden on ice. Field No. DPT656@48' (1550); LabID TT100818-W276

1608 Remove 0.010 ml GW sample W-275 from VOA vial W-275C-1. Add int/surr stds. Load onto PT-5. FN: DPT656@43' / Lab ID: TT100818-W-275. 1618 Inject.

1627 Remove 0.010 ml GW sample W-276 from VOA vial W-276C-1. Add int/surr stds. Load onto PT-5. FN: DPT656@48' / Lab ID: TT100818-W-276. 1637 Inject.

1635 Rec 1 GW sample (2 @ 40 ml VOA vials) from Chuck Sorden on ice. Field No. DPT656@53' (1630); LabID TT100818-W277

1648 Remove 0.003 ml GW sample W-277 from VOA vial W-277C-1. Add int/surr stds. Load onto PT-5. FN: DPT656@53' / Lab ID: TT100818-W-277. 1658 Inject.

1655 Rec 1 GW sample (2 @ 40 ml VOA vials) from Chuck Sorden on ice. Field No. DPT656@58' (1650); LabID TT100818-W278

1708 Remove 0.003 ml GW sample W-278 from VOA vial W-278C-1. Add int/surr stds. Load onto PT-5. FN: DPT656@58' / Lab ID: TT100818-W-278. 1718 Inject.

1715 Rec 1 GW sample (2 @ 40 ml VOA vials) from Chuck Sorden on ice. Field No. DPT656@63' (1710); LabID TT100818-W279

1725 Remove 0.035 ml GW sample W-279 from VOA vial W-279C-1. Add int/surr stds. Load onto PT-5. FN: DPT656@63' / Lab ID: TT100818-W-279. 1735 Inject.

1742 Remove 0.035 ml GW sample W-278 from VOA vial W-278C-2. Add int/surr stds. Load onto PT-5. FN: DPT656@58' / Lab ID: TT100818-W-278R. 1752 Inject.

1745 Rec 1 GW sample (2 @ 40 ml VOA vials) from Chuck Sorden on ice. Field No. DPT656@68' (1740); LabID TT100818-W280

Sampler / Company On-site: Chuck Sorden - Tetratetch

Delays: _____

Weather: _____

Date: 10/12,15/18 Page 5 of 9

Signature: _____

Important phone calls / Changes:

ANALYTICAL LABORATORIES OF FLORIDA

FIELD ACTIVITIES FORM

Project Name: LC34 Batch #2 ALF Project: TT100818

Address: KSC, FL.

PROJECT NOTES:

Method: EPA8260D; Target Compounds: Vinyl chloride, 1,1-dce, F113, c/t-12,DCE and TCE. Lab#1/GC#5

10/16/18 Activities: Calibrate GC#5/Lab#1

0805 Rec 1 GW sample (2 @ 40 ml VOA vials) from Chuck Sorden on ice. Field No. DPT656@73' (0800); LabID TT100818-W281

0813 Run BFB Dynamic hardware tune ; Refrigerator # 9 temp < -5C ; Ambient temp 75 F. JG Finneran C#340024-2895 lot# 7939162781v1

0816 Run method blank in (fn: 101618blk1.d) 10 ml H20. All analyte responses equal to or < 50% of lowest quantitation calibration standard.Tune Good.

0833 Run 10ml H20 with 100ng spike (fn: 101618ccv1.d). All compound responses between within 20 % expected response and ion ratios within 30% expected ratio.

0835 Rec 1 GW sample (2 @ 40 ml VOA vials) from Chuck Sorden on ice. Field No. DPT656@78' (0830); LabID TT100818-W282

0843 Remove 0.25 ml GW sample W-280 from VOA vial W-280C-1. Add int/surr stds. Load onto PT-5. FN: DPT656@68' / Lab ID: TT100818-W-280. 0853 Inject.

0900 Remove 0.25 ml GW sample W-280 from VOA vial W-280C-2. Add int/surr stds. Load onto PT-5. FN: DPT656@68' / Lab ID: TT100818-W-280DUP. 0910 Inject.

0905 Rec 1 GW sample (2 @ 40 ml VOA vials) from Chuck Sorden on ice. Field No. DPT656@83' (0900); LabID TT100818-W283

0919 Remove 0.035 ml GW sample W-281 from VOA vial W-281C-1. Add int/surr stds. Load onto PT-5. FN: DPT656@73' / Lab ID: TT100818-W-281. 0929 Inject.

0937 Remove 0.010 ml GW sample W-281 from VOA vial W-281C-2. Add int/surr stds. Load onto PT-5. FN: DPT656@73' / Lab ID: TT100818-W-281DUP. 0947 Inject.

0940 Rec 1 GW sample (2 @ 40 ml VOA vials) from Chuck Sorden on ice. Field No. DPT656@88' (0935); LabID TT100818-W284

0955 Remove 0.010 ml GW sample W-282 from VOA vial W-282C-1. Add int/surr stds. Load onto PT-5. FN: DPT656@78' / Lab ID: TT100818-W-282. 1005 Inject.

1012 Remove 0.035 ml GW sample W-283 from VOA vial W-283C-1. Add int/surr stds. Load onto PT-5. FN: DPT656@83' / Lab ID: TT100818-W-283. 1022 Inject.

1029 Remove 0.5 ml GW sample W-283 from VOA vial W-283C-2. Add int/surr stds. Load onto PT-5. FN: DPT656@83' / Lab ID: TT100818-W-283R. 1039 Inject.

1035 Rec 1 GW sample (2 @ 40 ml VOA vials) from Chuck Sorden on ice. Field No. DPT656@93' (1030); LabID TT100818-W285

1047 Remove 0.25 ml GW sample W-284 from VOA vial W-284C-1. Add int/surr stds. Load onto PT-5. FN: DPT656@88' / Lab ID: TT100818-W-284. 1057 Inject.

1104 Rec 1 GW sample (2 @ 40 ml VOA vials) from Chuck Sorden on ice. Field No. DPT656@98' (1100); LabID TT100818-W286

1105 Remove 0.035 ml GW sample W-285 from VOA vial W-285C-1. Add int/surr stds. Load onto PT-5. FN: DPT656@93' / Lab ID: TT100818-W-285. 1115 Inject.

1123 Remove 0.003 ml GW sample W-286 from VOA vial W-286C-1. Add int/surr stds. Load onto PT-5. FN: DPT656@98' / Lab ID: TT100818-W-286. 1133 Inject.

1141 Remove 0.035 ml GW sample W-286 from VOA vial W-286C-2. Add int/surr stds. Load onto PT-5. FN: DPT656@98' / Lab ID: TT100818-W-286R. 1151 Inject.

1200 Rec 1 GW sample (2 @ 40 ml VOA vials) from Chuck Sorden on ice. Temp = 65F. Field No. SW1002@0.5' (1115); LabID TT100818-W287

1200 Rec 1 GW sample (2 @ 40 ml VOA vials) from Chuck Sorden on ice. Field No. SW1001@0.5' (1130); LabID TT100818-W288

1200 Rec 1 GW sample (2 @ 40 ml VOA vials) from Chuck Sorden on ice. Field No. SW1004@0.5' (1145); LabID TT100818-W289

1213 Remove 10 ml GW sample W-287 from VOA vial W-287C-1. Add int/surr stds. Load onto PT-5. FN: SW1002@0.5' / Lab ID: TT100818-W-287. 1223 Inject.

1230 Remove 10 ml GW sample W-288 from VOA vial W-288C-1. Add int/surr stds. Load onto PT-5. FN: SW1001@0.5' / Lab ID: TT100818-W-288. 1240 Inject.

1247 Remove 10 ml GW sample W-289 from VOA vial W-289C-1. Add int/surr stds. Load onto PT-5. FN: SW1004@0.5' / Lab ID: TT100818-W-289. 1257 Inject.

1315 Discard samples in IDW drum.

10/17/18 Activities: Calibrate GC#5/Lab#1

0815 Rec 1 GW sample (2 @ 40 ml VOA vials) from Chuck Sorden on ice. Temp = 72F. Field No. DPT657@8' (0750); LabID TT100818-W290

0815 Rec 1 GW sample (2 @ 40 ml VOA vials) from Chuck Sorden on ice. Field No. DPT657@13' (0800); LabID TT100818-W291

0815 Rec 1 GW sample (2 @ 40 ml VOA vials) from Chuck Sorden on ice. Field No. DPT657@18' (0810); LabID TT100818-W292

0824 Run BFB Dynamic hardware tune ; Refrigerator # 9 temp < -5C ; Ambient temp 77 F. JG Finneran C#340024-2895 lot# 7939162781v1

0825 Rec 1 GW sample (2 @ 40 ml VOA vials) from Chuck Sorden on ice. Field No. DPT657@23' (0820); LabID TT100818-W293

0826 Run method blank in (fn: 101718blk1.d) 10 ml H20. All analyte responses equal to or < 50% of lowest quantitation calibration standard.Tune Good.

0835 Rec 1 GW sample (2 @ 40 ml VOA vials) from Chuck Sorden on ice. Field No. DPT657@28' (0830); LabID TT100818-W294

0844 Run 10ml H20 with 100ng spike (fn: 101718ccv1.d). All compound responses between within 20 % expected response and ion ratios within 30% expected ratio.

0850 Rec 1 GW sample (2 @ 40 ml VOA vials) from Chuck Sorden on ice. Field No. DPT657@33' (0845); LabID TT100818-W295

0851 Remove 10 ml GW sample W-290 from VOA vial W-290C-1. Add int/surr stds. Load onto PT-5. FN: DPT657@8' / Lab ID: TT100818-W-290. 0901 Inject.

0905 Rec 1 GW sample (2 @ 40 ml VOA vials) from Chuck Sorden on ice. Field No. DPT657@38' (0900); LabID TT100818-W296

0908 Remove 10 ml GW sample W-290 from VOA vial W-290C-2. Add 100ng,int/surr stds. Load onto PT-5. FN: DPT657@8' / Lab ID: TT100818-W-290MS. 0918 Inject.

0920 Rec 1 GW sample (2 @ 40 ml VOA vials) from Chuck Sorden on ice. Field No. DPT657@43' (0915); LabID TT100818-W297

0925 Remove 10 ml GW sample W-291 from VOA vial W-291C-1. Add int/surr stds. Load onto PT-5. FN: DPT657@13' / Lab ID: TT100818-W-291. 0935 Inject.

0940 Rec 1 GW sample (2 @ 40 ml VOA vials) from Chuck Sorden on ice. Field No. DPT657@48' (0935); LabID TT100818-W298

0941 Remove 10 ml GW sample W-291 from VOA vial W-291C-2. Add int/surr stds. Load onto PT-5. FN: DPT657@13' / Lab ID: TT100818-W-291dup. 0951 Inject.

0958 Remove 3 ml GW sample W-292 from VOA vial W-292C-1. Add int/surr stds. Load onto PT-5. FN: DPT657@18' / Lab ID: TT100818-W-292. 1008 Inject.

1015 Remove 5 ml GW sample W-293 from VOA vial W-293C-1. Add int/surr stds. Load onto PT-5. FN: DPT657@23' / Lab ID: TT100818-W-293. 1025 Inject.

1033 Remove 10 ml GW sample W-294 from VOA vial W-294C-1. Add int/surr stds. Load onto PT-5. FN: DPT657@28' / Lab ID: TT100818-W-294. 1043 Inject.

1030 Rec 1 GW sample (2 @ 40 ml VOA vials) from Chuck Sorden on ice. Field No. DPT657@53' (1025); LabID TT100818-W299

1050 Remove 10 ml GW sample W-295 from VOA vial W-295C-1. Add int/surr stds. Load onto PT-5. FN: DPT657@33' / Lab ID: TT100818-W-295. 1100 Inject.

1050 Rec 1 GW sample (2 @ 40 ml VOA vials) from Chuck Sorden on ice. Field No. DPT657@58' (1045); LabID TT100818-W300

1106 Remove 10 ml GW sample W-296 from VOA vial W-296C-1. Add int/surr stds. Load onto PT-5. FN: DPT657@38' / Lab ID: TT100818-W-296. 1116 Inject.

Sampler / Company On-site: Chuck Sorden - Tetratetch

Delays: _____

Weather: _____

Date: 10/16-17/18 Page 6 of 9

Signature: 

Important phone calls / Changes:

ANALYTICAL LABORATORIES OF FLORIDA

FIELD ACTIVITIES FORM

Project Name: LC34 Batch #2 ALF Project: TT100818

Address: KSC, FL.

PROJECT NOTES:

Method: EPA8260D; Target Compounds: Vinyl chloride, 1,1-dce, F113, c/t-12,DCE and TCE. Lab#1/GC#5

10/17/18 Activities: Calibrate GC#5/Lab#1

1115 Rec 1 GW sample (2 @ 40 ml VOA vials) from Chuck Sorden on ice. Field No. DPT657@63' (1110); LabID TT100818-W301

1124 Remove 0.1 ml GW sample W-297 from VOA vial W-297C-1. Add int/surr stds. Load onto PT-5. FN: DPT657@43' / Lab ID: TT100818-W-297. 1134 Inject.

1140 Rec 1 GW sample (2 @ 40 ml VOA vials) from Chuck Sorden on ice. Field No. DPT657@68' (1135); LabID TT100818-W302

1142 Remove 3 ml GW sample W-298 from VOA vial W-298C-1. Add int/surr stds. Load onto PT-5. FN: DPT657@48' / Lab ID: TT100818-W-298. 1152 Inject.

1200 Remove 0.001 ml GW sample W-299 from VOA vial W-299C-1. Add int/surr stds. Load onto PT-5. FN: DPT657@53' / Lab ID: TT100818-W-299. 1210 Inject.

1219 Remove 0.002 ml GW sample W-300 from VOA vial W-300C-1. Add int/surr stds. Load onto PT-5. FN: DPT657@58' / Lab ID: TT100818-W-300. 1229 Inject.

1238 Remove 0.003 ml GW sample W-301 from VOA vial W-301C-1. Add int/surr stds. Load onto PT-5. FN: DPT657@63' / Lab ID: TT100818-W-301. 1248 Inject.

1255 Remove 0.035 ml GW sample W-301 from VOA vial W-301C-2. Add int/surr stds. Load onto PT-5. FN: DPT657@63' / Lab ID: TT100818-W-301r. 1305 Inject.

1310 Rec 1 GW sample (2 @ 40 ml VOA vials) from Dan Forester on ice. Field No. IW123@24' (1305); LabID TT100818-W305

1313 Remove 0.1 ml GW sample W-302 from VOA vial W-302C-1. Add int/surr stds. Load onto PT-5. FN: DPT657@68' / Lab ID: TT100818-W-302. 1323 Inject.

1315 Rec 1 GW sample (2 @ 40 ml VOA vials) from Chuck Sorden on ice. Field No. DPT657@73' (1310); LabID TT100818-W303

1331 Remove 0.5 ml GW sample W-303 from VOA vial W-303C-1. Add int/surr stds. Load onto PT-5. FN: DPT657@73' / Lab ID: TT100818-W-303. 1341 Inject.

1345 Rec 1 GW sample (2 @ 40 ml VOA vials) from Chuck Sorden on ice. Field No. DPT657@78' (1340); LabID TT100818-W304

1340 Rec 1 GW sample (2 @ 40 ml VOA vials) from Dan Forester on ice. Field No. IW124@18' (1335); LabID TT100818-W306

1349 Remove 0.1 ml GW sample W-303 from VOA vial W-303C-2. Add int/surr stds. Load onto PT-5. FN: DPT657@73' / Lab ID: TT100818-W-303r. 1359 Inject.

1400 Rec 1 GW sample (2 @ 40 ml VOA vials) from Dan Forester on ice. Field No. IW128@18' (1355); LabID TT100818-W307

1408 Remove 0.001 ml GW sample W-304 from VOA vial W-304C-1. Add int/surr stds. Load onto PT-5. FN: DPT657@78' / Lab ID: TT100818-W-304. 1418 Inject.

1440 Rec 1 GW sample (2 @ 40 ml VOA vials) from Dan Forester on ice. Field No. IW127@24' (1435); LabID TT100818-W308

1510 Rec 1 GW sample (2 @ 40 ml VOA vials) from Dan Forester on ice. Field No. IW126@24' (1505); LabID TT100818-W309

1510 Remove 10 ml GW sample W-305 from VOA vial W-305C-1. Add int/surr stds. Load onto PT-5. FN: IW123@24' / Lab ID: TT100818-W-305. 1520 Inject.

1529 Remove 3 ml GW sample W-306 from VOA vial W-306C-1. Add int/surr stds. Load onto PT-5. FN: IW124@18' / Lab ID: TT100818-W-306. 1539 Inject.

1547 Remove 1 ml GW sample W-305 from VOA vial W-305C-2. Add int/surr stds. Load onto PT-5. FN: IW123@24' / Lab ID: TT100818-W-305r. 1557 Inject.

1604 Remove 3 ml GW sample W-307 from VOA vial W-307C-1. Add int/surr stds. Load onto PT-5. FN: IW128@18' / Lab ID: TT100818-W-307. 1614 Inject.

1622 Remove 10 ml GW sample W-308 from VOA vial W-308C-1. Add int/surr stds. Load onto PT-5. FN: IW127@24' / Lab ID: TT100818-W-308. 1632 Inject.

1638 Remove 10 ml GW sample W-309 from VOA vial W-309C-1. Add int/surr stds. Load onto PT-5. FN: IW126@24' / Lab ID: TT100818-W-309. 1648 Inject.

10/18/18 Activities: Calibrate GC#5/Lab#1

0815 Rec 1 GW sample (2 @ 40 ml VOA vials) from Alex Murphy on ice. Temp = 56F. Field No. IW108@24' (1530 10/17); LabID TT100818-W310

0815 Rec 1 GW sample (2 @ 40 ml VOA vials) from Alex Murphy on ice. Field No. DPT657@83' (1525 10/17); LabID TT100818-W311

0815 Rec 1 GW sample (2 @ 40 ml VOA vials) from Alex Murphy on ice. Field No. DPT657@88' (0750); LabID TT100818-W312

0819 Run BFB Dynamic hardware tune ; Refrigerator # 9 temp < -5C ; Ambient temp 78 F. JG Finneran C#340024-2895 lot# 7939162781v1

0821 Run method blank in (fn: 101818blk1.d) 10 ml H20. All analyte responses equal to or < 50% of lowest quantitation calibration standard.Tune Good.

0825 Rec 1 GW sample (2 @ 40 ml VOA vials) from Alex Murphy on ice. Field No. DPT657@93' (0820); LabID TT100818-W313

0855 Rec 1 GW sample (2 @ 40 ml VOA vials) from Alex Murphy on ice. Field No. DPT657@98' (0850); LabID TT100818-W314

0857 Run 10ml H20 with 100ng spike (fn: 101818ccv1.d). All compound responses between within 20 % expected response and ion ratios within 30% expected ratio.

0905 Remove 10 ml GW sample W-310 from VOA vial W-310C-1. Add int/surr stds. Load onto PT-5. FN: IW108@24' / Lab ID: TT100818-W-310. 0915 Inject.

0923 Remove 10 ml GW sample W-310 from VOA vial W-310C-2. Add 100ng,int/surr stds. Load onto PT-5. FN: IW108@24' / Lab ID: TT100818-W-310MS. 0933 Inject.

0940 Remove 0.035 ml GW sample W-311 from VOA vial W-311C-1. Add int/surr stds. Load onto PT-5. FN: DPT657@83' / Lab ID: TT100818-W-311. 0950 Inject.

0957 Remove 0.5 ml GW sample W-311 from VOA vial W-311C-2. Add int/surr stds. Load onto PT-5. FN: DPT657@83' / Lab ID: TT100818-W-311dup. 1007 Inject.

1014 Remove 0.1 ml GW sample W-312 from VOA vial W-312C-1. Add int/surr stds. Load onto PT-5. FN: DPT657@88' / Lab ID: TT100818-W-312. 1024 Inject.

1032 Remove 1 ml GW sample W-313 from VOA vial W-313C-1. Add int/surr stds. Load onto PT-5. FN: DPT657@93' / Lab ID: TT100818-W-313. 1042 Inject.

1050 Remove 0.25 ml GW sample W-314 from VOA vial W-314C-1. Add int/surr stds. Load onto PT-5. FN: DPT657@98' / Lab ID: TT100818-W-314. 1100 Inject.

1113 Rec 1 GW sample (2 @ 40 ml VOA vials) from Chuck Sorden on ice. Field No. DPT658@8' (1110); LabID TT100818-W315

1115 Remove 10 ml GW sample W-315 from VOA vial W-315C-1. Add int/surr stds. Load onto PT-5. FN: DPT658@8' / Lab ID: TT100818-W-315. 1125 Inject.

1125 Rec 1 GW sample (2 @ 40 ml VOA vials) from Chuck Sorden on ice. Field No. DPT658@13' (1120); LabID TT100818-W316

1132 Remove 10 ml GW sample W-316 from VOA vial W-316C-1. Add int/surr stds. Load onto PT-5. FN: DPT658@13' / Lab ID: TT100818-W-316. 1142 Inject.

1135 Rec 1 GW sample (2 @ 40 ml VOA vials) from Chuck Sorden on ice. Field No. DPT658@18' (1130); LabID TT100818-W317

1150 Remove 10 ml GW sample W-317 from VOA vial W-317C-1. Add int/surr stds. Load onto PT-5. FN: DPT658@18' / Lab ID: TT100818-W-317. 1200 Inject.

1152 Rec 1 GW sample (2 @ 40 ml VOA vials) from Chuck Sorden on ice. Field No. DPT658@23' (1145); LabID TT100818-W318

1205 Rec 1 GW sample (2 @ 40 ml VOA vials) from Chuck Sorden on ice. Field No. DPT658@28' (1200); LabID TT100818-W319

1207 Remove 10 ml GW sample W-318 from VOA vial W-318C-1. Add int/surr stds. Load onto PT-5. FN: DPT658@23' / Lab ID: TT100818-W-318. 1217 Inject.

1220 Rec 1 GW sample (2 @ 40 ml VOA vials) from Chuck Sorden on ice. Field No. DPT658@33' (1215); LabID TT100818-W320

Sampler / Company On-site: Chuck Sorden/Dan Forester/Alex Murphy - Tetratech

Delays:

Weather:

Date: 10/17-18/18

Signature:

Important phone calls / Changes:

ANALYTICAL LABORATORIES OF FLORIDA

FIELD ACTIVITIES FORM

Project Name: LC34 Batch #2 ALF Project: TT100818

Address: KSC, FL.

PROJECT NOTES:

Method: EPA8260D; Target Compounds: Vinyl chloride, 1,1-dce, F113, c/t-12,DCE and TCE. Lab#1/GC#5

10/18/18 Activities: Calibrate GC#5/Lab#1

1224 Remove 10 ml GW sample W-319 from VOA vial W-319C-1. Add int/surr stds. Load onto PT-5. FN: DPT658@28' / Lab ID: TT100818-W-319. 1234 Inject.

1242 Remove 0.035 ml GW sample W-320 from VOA vial W-320C-1. Add int/surr stds. Load onto PT-5. FN: DPT658@33' / Lab ID: TT100818-W-320. 1252 Inject.

1313 Rec 1 GW sample (2 @ 40 ml VOA vials) from Chuck Sorden on ice. Field No. DPT658@38' (1310); LabID TT100818-W321

1315 Remove 0.010 ml GW sample W-321 from VOA vial W-321C-1. Add int/surr stds. Load onto PT-5. FN: DPT658@38' / Lab ID: TT100818-W-321. 1325 Inject.

1331 Remove 0.035 ml GW sample W-321 from VOA vial W-321C-2. Add int/surr stds. Load onto PT-5. FN: DPT658@38' / Lab ID: TT100818-W-321R. 1341 Inject.

1335 Rec 1 GW sample (2 @ 40 ml VOA vials) from Chuck Sorden on ice. Field No. DPT658@43' (1330); LabID TT100818-W322

1351 Remove 0.5 ml GW sample W-322 from VOA vial W-322C-1. Add int/surr stds. Load onto PT-5. FN: DPT658@43' / Lab ID: TT100818-W-322. 1401 Inject.

1352 Rec 1 GW sample (2 @ 40 ml VOA vials) from Chuck Sorden on ice. Field No. DPT658@48' (1345); LabID TT100818-W323

1409 Remove 3 ml GW sample W-323 from VOA vial W-323C-1. Add int/surr stds. Load onto PT-5. FN: DPT658@48' / Lab ID: TT100818-W-323. 1419 Inject.

1527 Rec 1 GW sample (2 @ 40 ml VOA vials) from Chuck Sorden on ice. Field No. DPT658@53' (1525); LabID TT100818-W324

1529 Remove 5 ml GW sample W-324 from VOA vial W-324C-1. Add int/surr stds. Load onto PT-5. FN: DPT658@53' / Lab ID: TT100818-W-324. 1539 Inject.

1555 Rec 1 GW sample (2 @ 40 ml VOA vials) from Chuck Sorden on ice. Field No. DPT658@58' (1550); LabID TT100818-W325

1559 Remove 10 ml GW sample W-325 from VOA vial W-325C-1. Add int/surr stds. Load onto PT-5. FN: DPT658@58' / Lab ID: TT100818-W-325. 1609 Inject.

1618 Rec 1 GW sample (2 @ 40 ml VOA vials) from Chuck Sorden on ice. Field No. DPT658@63' (1615); LabID TT100818-W326

1620 Remove 3 ml GW sample W-326 from VOA vial W-326C-1. Add int/surr stds. Load onto PT-5. FN: DPT658@63' / Lab ID: TT100818-W-326. 1630 Inject.

1635 Remove 10 ml GW sample W-326 from VOA vial W-326C-2. Add int/surr stds. Load onto PT-5. FN: DPT658@63' / Lab ID: TT100818-W-326R. 1645 Inject.

1650 Rec 1 GW sample (2 @ 40 ml VOA vials) from Chuck Sorden on ice. Field No. DPT658@68' (1645); LabID TT100818-W327

1652 Remove 10 ml GW sample W-327 from VOA vial W-327C-1. Add int/surr stds. Load onto PT-5. FN: DPT658@68' / Lab ID: TT100818-W-327. 1702 Inject.

1711 Rec 1 GW sample (2 @ 40 ml VOA vials) from Chuck Sorden on ice. Field No. DPT658@73' (1710); LabID TT100818-W328

1711 Remove 5 ml GW sample W-328 from VOA vial W-328C-1. Add int/surr stds. Load onto PT-5. FN: DPT658@73' / Lab ID: TT100818-W-328. 1720 Inject.

1732 Rec 1 GW sample (2 @ 40 ml VOA vials) from Chuck Sorden on ice. Field No. DPT658@78' (1735); LabID TT100818-W329

1733 Remove 5 ml GW sample W-329 from VOA vial W-329C-1. Add int/surr stds. Load onto PT-5. FN: DPT658@78' / Lab ID: TT100818-W-329. 1743 Inject.

10/19/18 Activities: Calibrate GC#5/Lab#1

0810 Rec 1 GW sample (2 @ 40 ml VOA vials) from Chuck Sorden on ice. Field No. DPT658@83' (0800); LabID TT100818-W330

0817 Run BFB Dynamic hardware tune ; Refrigerator # 9 temp < -5C ; Ambient temp 79 F. JG Finneran C#340024-2895 lot# 7939162781v1

0818 Run method blank in (fn: 101918blk1.d) 10 ml H20. All analyte responses equal to or < 50% of lowest quantitation calibration standard.Tune Good.

0830 Rec 1 GW sample (2 @ 40 ml VOA vials) from Chuck Sorden on ice. Field No. DPT658@88' (0825); LabID TT100818-W331

0835 Run 10ml H20 with 100ng spike (fn: 101918ccv1.d). All compound responses between within 20 % expected response and ion ratios within 30% expected ratio.

0841 Remove 10 ml GW sample W-330 from VOA vial W-330C-1. Add int/surr stds. Load onto PT-5. FN: DPT658@83' / Lab ID: TT100818-W-330. 0851 Inject.

0858 Remove 10 ml GW sample W-330 from VOA vial W-330C-2. Add 100ng,int/surr stds. Load onto PT-5. FN: DPT658@83' / Lab ID: TT100818-W-330MS. 0908 Inject.

0915 Rec 1 GW sample (2 @ 40 ml VOA vials) from Chuck Sorden on ice. Field No. DPT658@93' (0910); LabID TT100818-W332

0915 Rec 1 GW sample (2 @ 40 ml VOA vials) from Dan Forrester on ice. Field No. IW125@18' (0905); LabID TT100818-W334

0916 Remove 10 ml GW sample W-331 from VOA vial W-331C-1. Add int/surr stds. Load onto PT-5. FN: DPT658@88' / Lab ID: TT100818-W-331. 0926 Inject.

0933 Remove 10 ml GW sample W-332 from VOA vial W-332C-1. Add int/surr stds. Load onto PT-5. FN: DPT658@93' / Lab ID: TT100818-W-332. 0943 Inject.

0950 Rec 1 GW sample (2 @ 40 ml VOA vials) from Chuck Sorden on ice. Field No. DPT658@98' (0945); LabID TT100818-W333

0951 Remove 10 ml GW sample W-332 from VOA vial W-332C-2. Add int/surr stds. Load onto PT-5. FN: DPT658@93' / Lab ID: TT100818-W-332dup. 1001 Inject.

1008 Remove 10 ml GW sample W-333 from VOA vial W-333C-1. Add int/surr stds. Load onto PT-5. FN: DPT658@98' / Lab ID: TT100818-W-333. 1018 Inject.

1026 Remove 10 ml GW sample W-334 from VOA vial W-334C-1. Add int/surr stds. Load onto PT-5. FN: IW125@18' / Lab ID: TT100818-W-334. 1036 Inject.

1051 Rec 1 GW sample (2 @ 40 ml VOA vials) from Chuck Sorden on ice. Field No. DPT659@8' (1055); LabID TT100818-W335

1052 Remove 10 ml GW sample W-335 from VOA vial W-335C-1. Add int/surr stds. Load onto PT-5. FN: DPT659@8' / Lab ID: TT100818-W-335. 1102 Inject.

1100 Rec 1 GW sample (2 @ 40 ml VOA vials) from Dan Forrester on ice. Temp = 66F. Field No. IW133@18' (0930); LabID TT100818-W338

1100 Rec 1 GW sample (2 @ 40 ml VOA vials) from Dan Forrester on ice. Field No. IW132@18' (0955); LabID TT100818-W339

1100 Rec 1 GW sample (2 @ 40 ml VOA vials) from Dan Forrester on ice. Field No. IW131@18' (1015); LabID TT100818-W340

1100 Rec 1 GW sample (2 @ 40 ml VOA vials) from Dan Forrester on ice. Field No. IW130@24' (1035); LabID TT100818-W341

1100 Rec 1 GW sample (2 @ 40 ml VOA vials) from Dan Forrester on ice. Field No. IW129@18' (1050); LabID TT100818-W342

1106 Rec 1 GW sample (2 @ 40 ml VOA vials) from Chuck Sorden on ice. Field No. DPT659@13' (1105); LabID TT100818-W336

1109 Remove 10 ml GW sample W-336 from VOA vial W-336C-1. Add int/surr stds. Load onto PT-5. FN: DPT659@13' / Lab ID: TT100818-W-336. 1119 Inject.

1120 Rec 1 GW sample (2 @ 40 ml VOA vials) from Chuck Sorden on ice. Field No. DPT659@18' (1115); LabID TT100818-W337

1125 Remove 3 ml GW sample W-337 from VOA vial W-337C-1. Add int/surr stds. Load onto PT-5. FN: DPT659@18' / Lab ID: TT100818-W-337. 1135 Inject.

1135 Rec 1 GW sample (2 @ 40 ml VOA vials) from Chuck Sorden on ice. Field No. DPT659@23' (1130); LabID TT100818-W343

1140 Remove 10 ml GW sample W-338 from VOA vial W-338C-1. Add int/surr stds. Load onto PT-5. FN: IW133@18' / Lab ID: TT100818-W-338. 1150 Inject.

Sampler / Company On-site: Chuck Sorden / Dan Forrester - Tetratetch

Delays: _____

Weather: _____

Date: 10/18-19/18 Page 8 of 9

Signature: _____

Important phone calls / Changes:

ANALYTICAL LABORATORIES OF FLORIDA

FIELD ACTIVITIES FORM

Project Name: LC34 Batch #2 ALF Project: TT100818

Address: KSC, FL.

PROJECT NOTES:

Method: EPA8260D; Target Compounds: Vinyl chloride, 1,1-dce, F113, c/t-12,DCE and TCE. Lab#1/GC#5

10/19/18 Activities: Calibrate GC#5/Lab#1

1150 Rec 1 GW sample (2 @ 40 ml VOA vials) from Chuck Sorden on ice. Field No. DPT659@28' (1145); LabID TT100818-W344

1156 Remove 10 ml GW sample W-339 from VOA vial W-339C-1. Add int/surr stds. Load onto PT-5. FN: IW132@18' / Lab ID: TT100818-W-339. 1206 Inject.

1213 Remove 10 ml GW sample W-340 from VOA vial W-340C-1. Add int/surr stds. Load onto PT-5. FN: IW131@18' / Lab ID: TT100818-W-340. 1223 Inject.

1229 Remove 10 ml GW sample W-341 from VOA vial W-341C-1. Add int/surr stds. Load onto PT-5. FN: IW130@24' / Lab ID: TT100818-W-341. 1239 Inject.

1245 Remove 10 ml GW sample W-342 from VOA vial W-342C-1. Add int/surr stds. Load onto PT-5. FN: IW129@18' / Lab ID: TT100818-W-342. 1255 Inject.

1245 Rec 1 GW sample (2 @ 40 ml VOA vials) from Chuck Sorden on ice. Field No. DPT659@33' (1240); LabID TT100818-W345

1300 Rec 1 GW sample (2 @ 40 ml VOA vials) from Chuck Sorden on ice. Field No. DPT659@38' (1255); LabID TT100818-W346

1301 Remove 1 ml GW sample W-343 from VOA vial W-343C-1. Add int/surr stds. Load onto PT-5. FN: DPT659@23' / Lab ID: TT100818-W-343. 1311 Inject.

1317 Remove 0.2 ml GW sample W-344 from VOA vial W-344C-1. Add int/surr stds. Load onto PT-5. FN: DPT659@28' / Lab ID: TT100818-W-344. 1327 Inject.

1320 Rec 1 GW sample (2 @ 40 ml VOA vials) from Chuck Sorden on ice. Field No. DPT659@43' (1315); LabID TT100818-W347

1332 Remove 0.25 ml GW sample W-345 from VOA vial W-345C-1. Add int/surr stds. Load onto PT-5. FN: DPT659@33' / Lab ID: TT100818-W-345. 1342 Inject.

1349 Remove 0.25 ml GW sample W-346 from VOA vial W-346C-1. Add int/surr stds. Load onto PT-5. FN: DPT659@38' / Lab ID: TT100818-W-346. 1359 Inject.

1350 Rec 1 GW sample (2 @ 40 ml VOA vials) from Chuck Sorden on ice. Field No. DPT659@48' (1345); LabID TT100818-W348

1405 Rec 1 GW sample (2 @ 40 ml VOA vials) from Chuck Sorden on ice. Field No. DPT659@53' (1400); LabID TT100818-W349

1406 Remove 0.05 ml GW sample W-345 from VOA vial W-345C-2. Add int/surr stds. Load onto PT-5. FN: DPT659@33' / Lab ID: TT100818-W-345r. 1416 Inject.

1423 Remove 1 ml GW sample W-347 from VOA vial W-347C-1. Add int/surr stds. Load onto PT-5. FN: DPT659@43' / Lab ID: TT100818-W-347. 1433 Inject.

1425 Rec 1 GW sample (2 @ 40 ml VOA vials) from Chuck Sorden on ice. Field No. DPT659@58' (1420); LabID TT100818-W350

1440 Remove 3 ml GW sample W-348 from VOA vial W-348C-1. Add int/surr stds. Load onto PT-5. FN: DPT659@48' / Lab ID: TT100818-W-348. 1450 Inject.

1450 Rec 1 GW sample (2 @ 40 ml VOA vials) from Chuck Sorden on ice. Field No. DPT659@63' (1445); LabID TT100818-W351

1455 Remove 10 ml GW sample W-348 from VOA vial W-348C-2. Add int/surr stds. Load onto PT-5. FN: DPT659@48' / Lab ID: TT100818-W-348r. 1505 Inject.

1510 Rec 1 GW sample (2 @ 40 ml VOA vials) from Chuck Sorden on ice. Field No. DPT659@68' (1505); LabID TT100818-W352

1512 Remove 10 ml GW sample W-349 from VOA vial W-349C-1. Add int/surr stds. Load onto PT-5. FN: DPT659@53' / Lab ID: TT100818-W-349. 1522 Inject.

1535 Rec 1 GW sample (2 @ 40 ml VOA vials) from Chuck Sorden on ice. Field No. DPT659@73' (1530); LabID TT100818-W353

1540 Rec 1 GW sample (2 @ 40 ml VOA vials) from Dan Forrester on ice. Temp = 57F. Field No. AOSB-Drum213314 (1500); LabID TT100818-W354

1540 Rec 1 GW sample (2 @ 40 ml VOA vials) from Dan Forrester on ice. Field No. AOSB-Drum213315 (1515); LabID TT100818-W355

1541 Run method blank in (fn: 101918blk2.d) 10 ml H20. All analyte responses equal to or < 50% of lowest quantitation calibration standard.Tune Good.

1555 Run 10ml H20 with 100ng spike (fn: 101918ccv1.d). All compound responses between within 20 % expected response and ion ratios within 30% expected ratio.

1605 Rec 1 GW sample (2 @ 40 ml VOA vials) from Dan Forrester on ice. Field No. DPT659@78' (1600); LabID TT100818-W356

1615 Discard samples in IDW drum.

^

^

^

^

^

^

^

^

^

^

^

^

^

^

^

^

^

^

^

^

^

^

^

^

^

Sampler / Company On-site: Chuck Sorden / Dan Forrester - Tetratetch

Delays: _____

Weather: _____

Date: 10/19,22/18 Page 9 of

Signature: _____

Important phone calls / Changes:

ANALYTICAL LABORATORIES OF FLORIDA

FIELD ACTIVITIES FORM

Project Name: LC34 Batch #2 ALF Project: TT100818

Address: KSC, FL.

PROJECT NOTES:

Method: EPA8260D; Target Compounds: Vinyl chloride, 1,1-dce, F113, c/t-12,DCE and TCE. Lab#1/GC#5

10/8/18 Activities: Calibrate GC#5/Lab#1 Ref#2 Temperature: < 5C 0700 hrs.

Method (soil/water) Blank(s): All responses < 5% of Lowest reported Reg Limit

Cal(water/soil)Curve(s): fn: 100818DRY5F.M All % RF RSD < 20 %

Cal(water/soil)Curve(s): All standards ion ratios are within 30% of mid level standard. All compound Response Factor ratios are > 0.1 or >0.2

Cal(water/soil)Curve(s): Second Source expected % Recovery met +/- 30 % of expected response (ng)

Lowest Concen level: Recalibrated Detection level standard meet +/- 30 % expected response (10ng level)

Cal(water)Curve(s): Blank passed tune acceptance criteria of EPA 8260C Section 11.3.1

Quant Limit: 10 ng for all. Linear range to 2000NG (VC), others 3000ng.

0842 Run BFB Dynamic hardware tune ; Refrigerator # 9 temp < -5C ; Ambient temp 78 F. JG Finneran C#340024-2895 lot# 7939162781v1

0846 Run method blank in (fn: 100818blk1.d) 10 ml H20. All analyte responses equal to or < 50% of lowest quantitation calibration standard.Tune Good.

0900 - 1135 Calibrate GC#5 (100818 cal file)

1000 Rec 1 GW sample (2 @ 40 ml VOA vials) from Chuck Sorden on ice. Field No. DPT651@53' (0955); LabID TT100818-W182

1055 Rec 1 GW sample (2 @ 40 ml VOA vials) from Chuck Sorden on ice. Field No. DPT651@58' (1050); LabID TT100818-W183

1120 Rec 1 GW sample (2 @ 40 ml VOA vials) from Chuck Sorden on ice. Field No. DPT651@63' (1115); LabID TT100818-W184

1139 Remove 0.002 ml GW sample W-182 from VOA vial W-182C-1. Add int/surr stds. Load onto PT-5. FN: DPT651@53' / Lab ID: TT100818-W-182. 1149 Inject.

1150 Rec 1 GW sample (2 @ 40 ml VOA vials) from Chuck Sorden on ice. Field No. DPT651@68' (1145); LabID TT100818-W185

1158 Remove 0.002 ml GW sample W-182 from VOA vial W-182C-2. Add int/surr stds. Load onto PT-5. FN: DPT651@53' / Lab ID: TT100818-W-182dup. 1208 Inject.

1216 Remove 0.003 ml GW sample W-183 from VOA vial W-183C-1. Add int/surr stds. Load onto PT-5. FN: DPT651@58' / Lab ID: TT100818-W-183. 1226 Inject.

1233 Remove 0.002 ml GW sample W-184 from VOA vial W-184C-1. Add int/surr stds. Load onto PT-5. FN: DPT651@63' / Lab ID: TT100818-W-184. 1243 Inject.

1252 Remove 0.002 ml GW sample W-184 from VOA vial W-184C-2. Add 100ng,int/surr stds. Load onto PT-5. FN: DPT651@63' / Lab ID: TT100818-W-184MS. 1302 Inject.

1311 Remove 0.003 ml GW sample W-185 from VOA vial W-185C-1. Add int/surr stds. Load onto PT-5. FN: DPT651@68' / Lab ID: TT100818-W-185. 1321 Inject.

1329 Remove 0.005 ml GW sample W-186 from VOA vial W-186C-1. Add int/surr stds. Load onto PT-5. FN: DPT651@73' / Lab ID: TT100818-W-186. 1339 Inject.

1330 Rec 1 GW sample (2 @ 40 ml VOA vials) from Chuck Sorden on ice. Field No. DPT651@73' (1325); LabID TT100818-W186

1347 Remove 0.035 ml GW sample W-186 from VOA vial W-186C-2. Add int/surr stds. Load onto PT-5. FN: DPT651@73' / Lab ID: TT100818-W-186r. 1357 Inject.

1400 Rec 1 GW sample (2 @ 40 ml VOA vials) from Chuck Sorden on ice. Field No. DPT651@78' (1355); LabID TT100818-W187

1405 Remove 0.035 ml GW sample W-187 from VOA vial W-187C-1. Add int/surr stds. Load onto PT-5. FN: DPT651@78' / Lab ID: TT100818-W-187. 1415 Inject.

1430 Remove 0.003 ml GW sample W-187 from VOA vial W-187C-2. Add int/surr stds. Load onto PT-5. FN: DPT651@78' / Lab ID: TT100818-W-187r. 1440 Inject.

1435 Rec 1 GW sample (2 @ 40 ml VOA vials) from Chuck Sorden on ice. Field No. DPT651@83' (1430); LabID TT100818-W188

1453 Remove 0.01 ml GW sample W-188 from VOA vial W-188C-1. Add int/surr stds. Load onto PT-5. FN: DPT651@83' / Lab ID: TT100818-W-188. 1503 Inject.

1505 Rec 1 GW sample (2 @ 40 ml VOA vials) from Chuck Sorden on ice. Field No. DPT651@88' (1500); LabID TT100818-W189

1511 Remove 0.035 ml GW sample W-189 from VOA vial W-189C-1. Add int/surr stds. Load onto PT-5. FN: DPT651@88' / Lab ID: TT100818-W-189. 1521 Inject.

1535 Rec 1 GW sample (2 @ 40 ml VOA vials) from Chuck Sorden on ice. Field No. DPT651@93' (1530); LabID TT100818-W190

1536 Remove 0.035 ml GW sample W-190 from VOA vial W-190C-1. Add int/surr stds. Load onto PT-5. FN: DPT651@93' / Lab ID: TT100818-W-190. 1546 Inject.

1600 Remove 0.003 ml GW sample W-190 from VOA vial W-190C-2. Add int/surr stds. Load onto PT-5. FN: DPT651@93' / Lab ID: TT100818-W-190r. 1610 Inject.

1605 Rec 1 GW sample (2 @ 40 ml VOA vials) from Chuck Sorden on ice. Field No. DPT651@98' (1600); LabID TT100818-W191

1619 Remove 0.010 ml GW sample W-191 from VOA vial W-191C-1. Add int/surr stds. Load onto PT-5. FN: DPT651@98' / Lab ID: TT100818-W-191. 1629 Inject.

1636 Remove 0.035 ml GW sample W-191 from VOA vial W-191C-2. Add int/surr stds. Load onto PT-5. FN: DPT651@98' / Lab ID: TT100818-W-191r. 1646 Inject.

10/9/18 Activities: Calibrate GC#5/Lab#1

0810 Rec 1 GW sample (2 @ 40 ml VOA vials) from Chuck Sorden on ice. Field No. DPT652@8' (0805); LabID TT100818-W192

0819 Run BFB Dynamic hardware tune ; Refrigerator # 9 temp < -5C ; Ambient temp 76 F. JG Finneran C#340024-2895 lot# 7939162781v1

0823 Run method blank in (fn: 100918blk1.d) 10 ml H20. All analyte responses equal to or < 50% of lowest quantitation calibration standard.Tune Good.

0825 Rec 1 GW sample (2 @ 40 ml VOA vials) from Chuck Sorden on ice. Field No. DPT652@13' (0820); LabID TT100818-W193

0835 Rec 1 GW sample (2 @ 40 ml VOA vials) from Chuck Sorden on ice. Field No. DPT652@18' (0830); LabID TT100818-W194

0840 Run 10ml H20 with 100ng spike (fn: 100918ccv1.d). All compound responses between within 20 % expected response and ion ratios within 30% expected ratio.TuneGood.

0845 Rec 1 GW sample (2 @ 40 ml VOA vials) from Chuck Sorden on ice. Field No. DPT652@23' (0840); LabID TT100818-W195

0847 Remove 10 ml GW sample W-192 from VOA vial W-192C-1. Add int/surr stds. Load onto PT-5. FN: DPT652@8' / Lab ID: TT100818-W-192. 0857 Inject.

0900 Rec 1 GW sample (2 @ 40 ml VOA vials) from Chuck Sorden on ice. Field No. DPT652@28' (0855); LabID TT100818-W196

0906 Remove 10 ml GW sample W-192 from VOA vial W-192C-2. Add 100ng,int/surr stds. Load onto PT-5. FN: DPT652@8' / Lab ID: TT100818-W-192MS. 0916 Inject.

0915 Rec 1 GW sample (2 @ 40 ml VOA vials) from Chuck Sorden on ice. Field No. DPT652@33' (0910); LabID TT100818-W197

0933 Remove 10 ml GW sample W-193 from VOA vial W-193C-1. Add int/surr stds. Load onto PT-5. FN: DPT652@13' / Lab ID: TT100818-W-193. 0943 Inject.

0935 Rec 1 GW sample (2 @ 40 ml VOA vials) from Chuck Sorden on ice. Field No. DPT652@38' (0930); LabID TT100818-W198

0943 Remove 10 ml GW sample W-194 from VOA vial W-194C-1. Add int/surr stds. Load onto PT-5. FN: DPT652@18' / Lab ID: TT100818-W-194. 0953 Inject.

Sampler / Company On-site: Chuck Sorden - Tetratetch

Delays:

Weather:

Date: 10/8-9/18 Page 1 of 9

Signature:

Important phone calls / Changes:

ANALYTICAL LABORATORIES OF FLORIDA

FIELD ACTIVITIES FORM

Project Name: LC34 Batch #2 ALF Project: TT100818

Address: KSC, FL.

PROJECT NOTES:

Method: EPA8260D; Target Compounds: Vinyl chloride, 1,1-dce, F113, c/t-12,DCE and TCE. Lab#1/GC#5

10/9/18 Activities: Calibrate GC#5/Lab#1

0955 Rec 1 GW sample (2 @ 40 ml VOA vials) from Chuck Sorden on ice. Field No. DPT652@43' (0945); LabID TT100818-W199

1001 Remove 10 ml GW sample W-194 from VOA vial W-194C-2. Add int/surr stds. Load onto PT-5. FN: DPT652@18' / Lab ID: TT100818-W-194dup. 1011 Inject.

1010 Rec 1 GW sample (2 @ 40 ml VOA vials) from Chuck Sorden on ice. Field No. DPT652@48' (1005); LabID TT100818-W200

1019 Remove 10 ml GW sample W-195 from VOA vial W-195C-1. Add int/surr stds. Load onto PT-5. FN: DPT652@23' / Lab ID: TT100818-W-195. 1029 Inject.

1037 Remove 1 ml GW sample W-196 from VOA vial W-196C-1. Add int/surr stds. Load onto PT-5. FN: DPT652@28' / Lab ID: TT100818-W-196. 1047 Inject.

1056 Remove 0.5 ml GW sample W-197 from VOA vial W-197C-1. Add int/surr stds. Load onto PT-5. FN: DPT652@33' / Lab ID: TT100818-W-197. 1106 Inject.

1110 Rec 1 GW sample (2 @ 40 ml VOA vials) from Chuck Sorden on ice. Field No. DPT652@53' (1105); LabID TT100818-W201

1115 Remove 0.1 ml GW sample W-198 from VOA vial W-198C-1. Add int/surr stds. Load onto PT-5. FN: DPT652@38' / Lab ID: TT100818-W-198. 1125 Inject.

1130 Rec 1 GW sample (2 @ 40 ml VOA vials) from Chuck Sorden on ice. Field No. DPT652@58' (1125); LabID TT100818-W202

1140 Remove 0.035 ml GW sample W-199 from VOA vial W-199C-1. Add int/surr stds. Load onto PT-5. FN: DPT652@43' / Lab ID: TT100818-W-199. 1150 Inject.

1159 Remove 0.01 ml GW sample W-200 from VOA vial W-200C-1. Add int/surr stds. Load onto PT-5. FN: DPT652@48' / Lab ID: TT100818-W-200. 1209 Inject.

1220 Remove 0.003 ml GW sample W-201 from VOA vial W-201C-1. Add int/surr stds. Load onto PT-5. FN: DPT652@53' / Lab ID: TT100818-W-201. 1230 Inject.

1235 Rec 1 GW sample (2 @ 40 ml VOA vials) from Chuck Sorden on ice. Field No. DPT652@63' (1230); LabID TT100818-W203

1239 Remove 0.002 ml GW sample W-202 from VOA vial W-202C-1. Add int/surr stds. Load onto PT-5. FN: DPT652@58' / Lab ID: TT100818-W-202. 1249 Inject.

1258 Remove 0.005 ml GW sample W-203 from VOA vial W-203C-1. Add int/surr stds. Load onto PT-5. FN: DPT652@63' / Lab ID: TT100818-W-203. 1308 Inject.

1305 Rec 1 GW sample (2 @ 40 ml VOA vials) from Chuck Sorden on ice. Field No. DPT652@68' (1300); LabID TT100818-W204

1317 Remove 0.035 ml GW sample W-203 from VOA vial W-203C-2. Add int/surr stds. Load onto PT-5. FN: DPT652@63' / Lab ID: TT100818-W-203r. 11327 Inject.

1337 Remove 0.1 ml GW sample W-204 from VOA vial W-204C-1. Add int/surr stds. Load onto PT-5. FN: DPT652@68' / Lab ID: TT100818-W-204. 1347 Inject.

1335 Rec 1 GW sample (2 @ 40 ml VOA vials) from Chuck Sorden on ice. Field No. DPT652@73' (1330); LabID TT100818-W205

1356 Remove 0.25 ml GW sample W-205 from VOA vial W-205C-1. Add int/surr stds. Load onto PT-5. FN: DPT652@73' / Lab ID: TT100818-W-205. 1406 Inject.

1405 Rec 1 GW sample (2 @ 40 ml VOA vials) from Chuck Sorden on ice. Field No. DPT652@78' (1400); LabID TT100818-W206

1417 Remove 0.25 ml GW sample W-206 from VOA vial W-206C-1. Add int/surr stds. Load onto PT-5. FN: DPT652@78' / Lab ID: TT100818-W-206. 1427 Inject.

1439 Remove 0.1 ml GW sample W-205 from VOA vial W-205C-2. Add int/surr stds. Load onto PT-5. FN: DPT652@73' / Lab ID: TT100818-W-205r. 1449 Inject.

1430 Rec 1 GW sample (2 @ 40 ml VOA vials) from Chuck Sorden on ice. Field No. DPT652@83' (1425); LabID TT100818-W207

1500 Remove 0.5 ml GW sample W-207 from VOA vial W-207C-1. Add int/surr stds. Load onto PT-5. FN: DPT652@83' / Lab ID: TT100818-W-207. 1510 Inject.

1526 Remove 0.2 ml GW sample W-207 from VOA vial W-207C-2. Add int/surr stds. Load onto PT-5. FN: DPT652@83' / Lab ID: TT100818-W-207r. 1536 Inject.

1530 Rec 1 GW sample (2 @ 40 ml VOA vials) from Chuck Sorden on ice. Field No. DPT652@88' (1525); LabID TT100818-W208

1546 Remove 0.1 ml GW sample W-208 from VOA vial W-208C-1. Add int/surr stds. Load onto PT-5. FN: DPT652@88' / Lab ID: TT100818-W-208. 1556 Inject.

1616 Rec 1 GW sample (2 @ 40 ml VOA vials) from Chuck Sorden on ice. Field No. DPT652@93' (1615); LabID TT100818-W209

1617 Remove 0.25ml GW sample W-209 from VOA vial W-209C-1. Add int/surr stds. Load onto PT-5. FN: DPT652@93' / Lab ID: TT100818-W-209. 1627 Inject.

1655 Rec 1 GW sample (2 @ 40 ml VOA vials) from Chuck Sorden on ice. Field No. DPT652@98' (1650); LabID TT100818-W210

1656 Remove 0.5 ml GW sample W-210 from VOA vial W-210C-1. Add int/surr stds. Load onto PT-5. FN: DPT652@98' / Lab ID: TT100818-W-210. 1706 Inject.

10/10/18 Activities: Calibrate GC#5/Lab#1 Ref#2 Temperature: < 5C 0700 hrs.

0811 Run BFB Dynamic hardware tune ; Refrigerator # 9 temp < -5C ; Ambient temp 78 F. JG Finneran C#340024-2895 lot# 7939162781v1

0815 Run method blank in (fn: 101018blk1.d) 10 ml H20. All analyte responses equal to or < 50% of lowest quantitation calibration standard.Tune Good.

0832 Run 10ml H20 with 100ng spike (fn: 101018ccv1.d). All compound responses between within 20 % expected response and ion ratios within 30% expected ratio.TuneGood.

0846 Rec 1 GW sample (2 @ 40 ml VOA vials) from Chuck Sorden on ice. Field No. DPT653@8' (0845); LabID TT100818-W211

0846 Remove 10 ml GW sample W-211 from VOA vial W-211C-1. Add int/surr stds. Load onto PT-5. FN: DPT653@8' / Lab ID: TT100818-W-211. 0855 Inject.

0900 Rec 1 GW sample (2 @ 40 ml VOA vials) from Chuck Sorden on ice. Field No. DPT653@13' (0855); LabID TT100818-W212

0904 Remov,e 10 ml GW sample W-211 from VOA vial W-211C-2. Add 100ngint/surr stds. Load onto PT-5. FN: DPT653@10' / Lab ID: TT100818-W-211MS. 0914 Inject.

0910 Rec 1 GW sample (2 @ 40 ml VOA vials) from Chuck Sorden on ice. Field No. DPT653@18' (0905); LabID TT100818-W213

0920 Rec 1 GW sample (2 @ 40 ml VOA vials) from Chuck Sorden on ice. Field No. DPT653@23' (0915); LabID TT100818-W214

0924 Remove 10 ml GW sample W-212 from VOA vial W-212C-1. Add int/surr stds. Load onto PT-5. FN: DPT653@13' / Lab ID: TT100818-W-212. 0855 Inject.

0930 Rec 1 GW sample (2 @ 40 ml VOA vials) from Chuck Sorden on ice. Field No. DPT653@28' (0925); LabID TT100818-W215

0941 Remove 10 ml GW sample W-213 from VOA vial W-213C-1. Add int/surr stds. Load onto PT-5. FN: DPT653@18' / Lab ID: TT100818-W-213. 0951 Inject.

0945 Rec 1 GW sample (2 @ 40 ml VOA vials) from Chuck Sorden on ice. Field No. DPT653@33' (0940); LabID TT100818-W216

0959 Rec 1 GW sample (2 @ 40 ml VOA vials) from Chuck Sorden on ice. Field No. DPT653@38' (0955); LabID TT100818-W217

1000 Remove 10 ml GW sample W-214 from VOA vial W-214C-1. Add int/surr stds. Load onto PT-5. FN: DPT653@23' / Lab ID: TT100818-W-214. 1010 Inject.

1015 Rec 1 GW sample (2 @ 40 ml VOA vials) from Chuck Sorden on ice. Field No. DPT653@43' (1010); LabID TT100818-W218

1020 Remove 10 ml GW sample W-214 from VOA vial W-214C-2. Add int/surr stds. Load onto PT-5. FN: DPT653@23' / Lab ID: TT100818-W-214dup. 1030 Inject.

1037 Remove 10 ml GW sample W-215 from VOA vial W-215C-1. Add int/surr stds. Load onto PT-5. FN: DPT653@28' / Lab ID: TT100818-W-215. 1047 Inject.

1040 Rec 1 GW sample (2 @ 40 ml VOA vials) from Chuck Sorden on ice. Field No. DPT653@48' (1030); LabID TT100818-W219

Sampler / Company On-site: Chuck Sorden - Tetratetch

Delays: _____

Weather: _____

Date: 10/9-10/18 Page 2 of 9

Signature: 

Important phone calls / Changes:

Analytical Laboratories of Florida, Inc.
TT100818 Lab Report

Sample	Matrix	Sample Date	Top Depth	Bottom Depth	SDG	Parameter	CAS	Lab Result	Lab Qualifier	Units
LC34-DPT0651-053.0-20181008	GW	10/8/2018	51	55	TT100818	1,1-DICHLOROETHENE	75-35-4	5000	U	UG/L
LC34-DPT0651-053.0-20181008	GW	10/8/2018	51	55	TT100818	VINYL CHLORIDE	75-01-4	19900	NULL	UG/L
LC34-DPT0651-053.0-20181008-D	GW	10/8/2018	51	55	TT100818	TRANS-1,2-DICHLOROETHENE	156-60-5	5000	U	UG/L
LC34-DPT0651-058.0-20181008	GW	10/8/2018	56	60	TT100818	1,1-DICHLOROETHENE	75-35-4	3300	U	UG/L
LC34-DPT0651-058.0-20181008	GW	10/8/2018	56	60	TT100818	VINYL CHLORIDE	75-01-4	7400	NULL	UG/L
LC34-DPT0651-063.0-20181008	GW	10/8/2018	61	65	TT100818	TRANS-1,2-DICHLOROETHENE	156-60-5	5000	U	UG/L
LC34-DPT0651-068.0-20181008	GW	10/8/2018	66	70	TT100818	1,1-DICHLOROETHENE	75-35-4	3300	U	UG/L
LC34-DPT0651-068.0-20181008	GW	10/8/2018	66	70	TT100818	VINYL CHLORIDE	75-01-4	3300	U	UG/L
LC34-DPT0651-073.0-20181008	GW	10/8/2018	71	75	TT100818	TRANS-1,2-DICHLOROETHENE	156-60-5	290	U	UG/L
LC34-DPT0651-078.0-20181008	GW	10/8/2018	76	80	TT100818	1,1-DICHLOROETHENE	75-35-4	290	U	UG/L
LC34-DPT0651-078.0-20181008	GW	10/8/2018	76	80	TT100818	VINYL CHLORIDE	75-01-4	290	U	UG/L
LC34-DPT0651-083.0-20181008	GW	10/8/2018	81	85	TT100818	TRANS-1,2-DICHLOROETHENE	156-60-5	1000	U	UG/L
LC34-DPT0651-088.0-20181008	GW	10/8/2018	86	90	TT100818	1,1-DICHLOROETHENE	75-35-4	290	U	UG/L
LC34-DPT0651-088.0-20181008	GW	10/8/2018	86	90	TT100818	VINYL CHLORIDE	75-01-4	290	U	UG/L
LC34-DPT0651-093.0-20181008	GW	10/8/2018	91	95	TT100818	TRANS-1,2-DICHLOROETHENE	156-60-5	290	U	UG/L
LC34-DPT0651-098.0-20181008	GW	10/8/2018	96	100	TT100818	1,1-DICHLOROETHENE	75-35-4	290	U	UG/L
LC34-DPT0651-098.0-20181008	GW	10/8/2018	96	100	TT100818	VINYL CHLORIDE	75-01-4	290	U	UG/L
LC34-DPT0652-008.0-20181009	GW	10/9/2018	6	10	TT100818	TRANS-1,2-DICHLOROETHENE	156-60-5	1	U	UG/L
LC34-DPT0652-013.0-20181009	GW	10/9/2018	11	15	TT100818	1,1-DICHLOROETHENE	75-35-4	1	U	UG/L
LC34-DPT0652-013.0-20181009	GW	10/9/2018	11	15	TT100818	VINYL CHLORIDE	75-01-4	2	NULL	UG/L
LC34-DPT0652-018.0-20181009	GW	10/9/2018	16	20	TT100818	TRANS-1,2-DICHLOROETHENE	156-60-5	1	U	UG/L
LC34-DPT0652-018.0-20181009-D	GW	10/9/2018	16	20	TT100818	1,1-DICHLOROETHENE	75-35-4	1	U	UG/L
LC34-DPT0652-018.0-20181009-D	GW	10/9/2018	16	20	TT100818	VINYL CHLORIDE	75-01-4	8	NULL	UG/L
LC34-DPT0652-023.0-20181009	GW	10/9/2018	21	25	TT100818	TRANS-1,2-DICHLOROETHENE	156-60-5	4	NULL	UG/L
LC34-DPT0652-028.0-20181009	GW	10/9/2018	26	30	TT100818	1,1-DICHLOROETHENE	75-35-4	10	U	UG/L
LC34-DPT0652-028.0-20181009	GW	10/9/2018	26	30	TT100818	VINYL CHLORIDE	75-01-4	110	NULL	UG/L
LC34-DPT0652-033.0-20181009	GW	10/9/2018	31	35	TT100818	TRANS-1,2-DICHLOROETHENE	156-60-5	430	NULL	UG/L
LC34-DPT0652-038.0-20181009	GW	10/9/2018	36	40	TT100818	1,1-DICHLOROETHENE	75-35-4	100	U	UG/L
LC34-DPT0652-038.0-20181009	GW	10/9/2018	36	40	TT100818	VINYL CHLORIDE	75-01-4	3800	NULL	UG/L
LC34-DPT0652-043.0-20181009	GW	10/9/2018	41	45	TT100818	TRANS-1,2-DICHLOROETHENE	156-60-5	1300	NULL	UG/L
LC34-DPT0652-048.0-20181009	GW	10/9/2018	46	50	TT100818	1,1-DICHLOROETHENE	75-35-4	1000	U	UG/L
LC34-DPT0652-048.0-20181009	GW	10/9/2018	46	50	TT100818	VINYL CHLORIDE	75-01-4	11600	NULL	UG/L
LC34-DPT0652-053.0-20181009	GW	10/9/2018	51	55	TT100818	TRANS-1,2-DICHLOROETHENE	156-60-5	3300	U	UG/L
LC34-DPT0652-058.0-20181009	GW	10/9/2018	56	60	TT100818	1,1-DICHLOROETHENE	75-35-4	5000	U	UG/L
LC34-DPT0652-058.0-20181009	GW	10/9/2018	56	60	TT100818	VINYL CHLORIDE	75-01-4	5000	U	UG/L
LC34-DPT0652-063.0-20181009	GW	10/9/2018	61	65	TT100818	TRANS-1,2-DICHLOROETHENE	156-60-5	290	U	UG/L
LC34-DPT0652-068.0-20181009	GW	10/9/2018	66	70	TT100818	1,1-DICHLOROETHENE	75-35-4	100	U	UG/L
LC34-DPT0652-068.0-20181009	GW	10/9/2018	66	70	TT100818	VINYL CHLORIDE	75-01-4	100	U	UG/L
LC34-DPT0652-073.0-20181009	GW	10/9/2018	71	75	TT100818	TRANS-1,2-DICHLOROETHENE	156-60-5	40	U	UG/L
LC34-DPT0652-078.0-20181009	GW	10/9/2018	76	80	TT100818	1,1-DICHLOROETHENE	75-35-4	40	U	UG/L

Sample	Matrix	Sample Date	Top Depth	Bottom Depth	SDG	Parameter	CAS	Lab Result	Lab Qualifier	Units
LC34-DPT0652-078.0-20181009	GW	10/9/2018	76	80	TT100818	VINYL CHLORIDE	75-01-4	40	U	UG/L
LC34-DPT0652-083.0-20181009	GW	10/9/2018	81	85	TT100818	TRANS-1,2-DICHLOROETHENE	156-60-5	20	U	UG/L
LC34-DPT0652-088.0-20181009	GW	10/9/2018	86	90	TT100818	1,1-DICHLOROETHENE	75-35-4	100	U	UG/L
LC34-DPT0652-088.0-20181009	GW	10/9/2018	86	90	TT100818	VINYL CHLORIDE	75-01-4	100	U	UG/L
LC34-DPT0652-093.0-20181009	GW	10/9/2018	91	95	TT100818	TRANS-1,2-DICHLOROETHENE	156-60-5	40	U	UG/L
LC34-DPT0652-098.0-20181009	GW	10/9/2018	96	100	TT100818	1,1-DICHLOROETHENE	75-35-4	20	U	UG/L
LC34-DPT0652-098.0-20181009	GW	10/9/2018	96	100	TT100818	VINYL CHLORIDE	75-01-4	20	U	UG/L
LC34-DPT0653-008.0-20181010	GW	10/10/2018	6	10	TT100818	TRANS-1,2-DICHLOROETHENE	156-60-5	1	U	UG/L
LC34-DPT0653-013.0-20181010	GW	10/10/2018	11	15	TT100818	1,1-DICHLOROETHENE	75-35-4	1	U	UG/L
LC34-DPT0653-013.0-20181010	GW	10/10/2018	11	15	TT100818	VINYL CHLORIDE	75-01-4	2	NULL	UG/L
LC34-DPT0653-018.0-20181010	GW	10/10/2018	16	20	TT100818	TRANS-1,2-DICHLOROETHENE	156-60-5	1	U	UG/L
LC34-DPT0653-023.0-20181010	GW	10/10/2018	21	25	TT100818	1,1-DICHLOROETHENE	75-35-4	1	U	UG/L
LC34-DPT0653-023.0-20181010	GW	10/10/2018	21	25	TT100818	VINYL CHLORIDE	75-01-4	12	NULL	UG/L
LC34-DPT0653-023.0-20181010-D	GW	10/10/2018	21	25	TT100818	TRANS-1,2-DICHLOROETHENE	156-60-5	5	NULL	UG/L
LC34-DPT0651-053.0-20181008	GW	10/8/2018	51	55	TT100818	1,1,2-TRICHLOROTRIFLUOROETHANE	76-13-1	5900	NULL	UG/L
LC34-DPT0651-053.0-20181008	GW	10/8/2018	51	55	TT100818	TRICHLOROETHENE	79-01-6	303000	NULL	UG/L
LC34-DPT0651-053.0-20181008-D	GW	10/8/2018	51	55	TT100818	CIS-1,2-DICHLOROETHENE	156-59-2	62200	NULL	UG/L
LC34-DPT0651-058.0-20181008	GW	10/8/2018	56	60	TT100818	1,1,2-TRICHLOROTRIFLUOROETHANE	76-13-1	3300	U	UG/L
LC34-DPT0651-058.0-20181008	GW	10/8/2018	56	60	TT100818	TRICHLOROETHENE	79-01-6	916000	NULL	UG/L
LC34-DPT0651-063.0-20181008	GW	10/8/2018	61	65	TT100818	CIS-1,2-DICHLOROETHENE	156-59-2	32300	NULL	UG/L
LC34-DPT0651-068.0-20181008	GW	10/8/2018	66	70	TT100818	1,1,2-TRICHLOROTRIFLUOROETHANE	76-13-1	3300	U	UG/L
LC34-DPT0651-068.0-20181008	GW	10/8/2018	66	70	TT100818	TRICHLOROETHENE	79-01-6	111000	NULL	UG/L
LC34-DPT0651-073.0-20181008	GW	10/8/2018	71	75	TT100818	CIS-1,2-DICHLOROETHENE	156-59-2	1200	NULL	UG/L
LC34-DPT0651-078.0-20181008	GW	10/8/2018	76	80	TT100818	1,1,2-TRICHLOROTRIFLUOROETHANE	76-13-1	8500	NULL	UG/L
LC34-DPT0651-078.0-20181008	GW	10/8/2018	76	80	TT100818	TRICHLOROETHENE	79-01-6	521000	NULL	UG/L
LC34-DPT0651-083.0-20181008	GW	10/8/2018	81	85	TT100818	CIS-1,2-DICHLOROETHENE	156-59-2	1200	NULL	UG/L
LC34-DPT0651-088.0-20181008	GW	10/8/2018	86	90	TT100818	1,1,2-TRICHLOROTRIFLUOROETHANE	76-13-1	290	U	UG/L
LC34-DPT0651-088.0-20181008	GW	10/8/2018	86	90	TT100818	TRICHLOROETHENE	79-01-6	31900	NULL	UG/L
LC34-DPT0651-093.0-20181008	GW	10/8/2018	91	95	TT100818	CIS-1,2-DICHLOROETHENE	156-59-2	3500	NULL	UG/L
LC34-DPT0651-098.0-20181008	GW	10/8/2018	96	100	TT100818	1,1,2-TRICHLOROTRIFLUOROETHANE	76-13-1	290	U	UG/L
LC34-DPT0651-098.0-20181008	GW	10/8/2018	96	100	TT100818	TRICHLOROETHENE	79-01-6	5100	NULL	UG/L
LC34-DPT0652-008.0-20181009	GW	10/9/2018	6	10	TT100818	CIS-1,2-DICHLOROETHENE	156-59-2	1	U	UG/L
LC34-DPT0652-013.0-20181009	GW	10/9/2018	11	15	TT100818	1,1,2-TRICHLOROTRIFLUOROETHANE	76-13-1	1	U	UG/L
LC34-DPT0652-013.0-20181009	GW	10/9/2018	11	15	TT100818	TRICHLOROETHENE	79-01-6	3	NULL	UG/L
LC34-DPT0652-018.0-20181009	GW	10/9/2018	16	20	TT100818	CIS-1,2-DICHLOROETHENE	156-59-2	12	NULL	UG/L
LC34-DPT0652-018.0-20181009-D	GW	10/9/2018	16	20	TT100818	1,1,2-TRICHLOROTRIFLUOROETHANE	76-13-1	1	U	UG/L
LC34-DPT0652-018.0-20181009-D	GW	10/9/2018	16	20	TT100818	TRICHLOROETHENE	79-01-6	15	NULL	UG/L
LC34-DPT0652-023.0-20181009	GW	10/9/2018	21	25	TT100818	CIS-1,2-DICHLOROETHENE	156-59-2	18	NULL	UG/L
LC34-DPT0652-028.0-20181009	GW	10/9/2018	26	30	TT100818	1,1,2-TRICHLOROTRIFLUOROETHANE	76-13-1	10	U	UG/L
LC34-DPT0652-028.0-20181009	GW	10/9/2018	26	30	TT100818	TRICHLOROETHENE	79-01-6	330	NULL	UG/L

Sample	Matrix	Sample Date	Top Depth	Bottom Depth	SDG	Parameter	CAS	Lab Result	Lab Qualifier	Units
LC34-DPT0652-033.0-20181009	GW	10/9/2018	31	35	TT100818	CIS-1,2-DICHLOROETHENE	156-59-2	3200	NULL	UG/L
LC34-DPT0652-038.0-20181009	GW	10/9/2018	36	40	TT100818	1,1,2-TRICHLOROTRIFLUOROETHANE	76-13-1	100	U	UG/L
LC34-DPT0652-038.0-20181009	GW	10/9/2018	36	40	TT100818	TRICHLOROETHENE	79-01-6	420	NULL	UG/L
LC34-DPT0652-043.0-20181009	GW	10/9/2018	41	45	TT100818	CIS-1,2-DICHLOROETHENE	156-59-2	46900	NULL	UG/L
LC34-DPT0652-048.0-20181009	GW	10/9/2018	46	50	TT100818	1,1,2-TRICHLOROTRIFLUOROETHANE	76-13-1	1000	U	UG/L
LC34-DPT0652-048.0-20181009	GW	10/9/2018	46	50	TT100818	TRICHLOROETHENE	79-01-6	379000	J	UG/L
LC34-DPT0652-053.0-20181009	GW	10/9/2018	51	55	TT100818	CIS-1,2-DICHLOROETHENE	156-59-2	57200	NULL	UG/L
LC34-DPT0652-058.0-20181009	GW	10/9/2018	56	60	TT100818	1,1,2-TRICHLOROTRIFLUOROETHANE	76-13-1	5000	U	UG/L
LC34-DPT0652-058.0-20181009	GW	10/9/2018	56	60	TT100818	TRICHLOROETHENE	79-01-6	261000	NULL	UG/L
LC34-DPT0652-063.0-20181009	GW	10/9/2018	61	65	TT100818	CIS-1,2-DICHLOROETHENE	156-59-2	2100	NULL	UG/L
LC34-DPT0652-068.0-20181009	GW	10/9/2018	66	70	TT100818	1,1,2-TRICHLOROTRIFLUOROETHANE	76-13-1	100	U	UG/L
LC34-DPT0652-068.0-20181009	GW	10/9/2018	66	70	TT100818	TRICHLOROETHENE	79-01-6	3000	NULL	UG/L
LC34-DPT0652-073.0-20181009	GW	10/9/2018	71	75	TT100818	CIS-1,2-DICHLOROETHENE	156-59-2	300	NULL	UG/L
LC34-DPT0652-078.0-20181009	GW	10/9/2018	76	80	TT100818	1,1,2-TRICHLOROTRIFLUOROETHANE	76-13-1	40	U	UG/L
LC34-DPT0652-078.0-20181009	GW	10/9/2018	76	80	TT100818	TRICHLOROETHENE	79-01-6	1700	NULL	UG/L
LC34-DPT0652-083.0-20181009	GW	10/9/2018	81	85	TT100818	CIS-1,2-DICHLOROETHENE	156-59-2	82	NULL	UG/L
LC34-DPT0652-088.0-20181009	GW	10/9/2018	86	90	TT100818	1,1,2-TRICHLOROTRIFLUOROETHANE	76-13-1	100	U	UG/L
LC34-DPT0652-088.0-20181009	GW	10/9/2018	86	90	TT100818	TRICHLOROETHENE	79-01-6	4200	NULL	UG/L
LC34-DPT0652-093.0-20181009	GW	10/9/2018	91	95	TT100818	CIS-1,2-DICHLOROETHENE	156-59-2	40	U	UG/L
LC34-DPT0652-098.0-20181009	GW	10/9/2018	96	100	TT100818	1,1,2-TRICHLOROTRIFLUOROETHANE	76-13-1	20	U	UG/L
LC34-DPT0652-098.0-20181009	GW	10/9/2018	96	100	TT100818	TRICHLOROETHENE	79-01-6	4500	NULL	UG/L
LC34-DPT0653-008.0-20181010	GW	10/10/2018	6	10	TT100818	CIS-1,2-DICHLOROETHENE	156-59-2	1	U	UG/L
LC34-DPT0653-013.0-20181010	GW	10/10/2018	11	15	TT100818	1,1,2-TRICHLOROTRIFLUOROETHANE	76-13-1	1	U	UG/L
LC34-DPT0653-013.0-20181010	GW	10/10/2018	11	15	TT100818	TRICHLOROETHENE	79-01-6	1	NULL	UG/L
LC34-DPT0653-018.0-20181010	GW	10/10/2018	16	20	TT100818	CIS-1,2-DICHLOROETHENE	156-59-2	8	NULL	UG/L
LC34-DPT0653-023.0-20181010	GW	10/10/2018	21	25	TT100818	1,1,2-TRICHLOROTRIFLUOROETHANE	76-13-1	1	U	UG/L
LC34-DPT0653-023.0-20181010	GW	10/10/2018	21	25	TT100818	TRICHLOROETHENE	79-01-6	2	NULL	UG/L
LC34-DPT0653-028.0-20181010	GW	10/10/2018	26	30	TT100818	1,1-DICHLOROETHENE	75-35-4	1	U	UG/L
LC34-DPT0653-028.0-20181010	GW	10/10/2018	26	30	TT100818	VINYL CHLORIDE	75-01-4	58	NULL	UG/L
LC34-DPT0653-033.0-20181010	GW	10/10/2018	31	35	TT100818	TRANS-1,2-DICHLOROETHENE	156-60-5	49	NULL	UG/L
LC34-DPT0653-038.0-20181010	GW	10/10/2018	36	40	TT100818	1,1-DICHLOROETHENE	75-35-4	40	U	UG/L
LC34-DPT0653-038.0-20181010	GW	10/10/2018	36	40	TT100818	VINYL CHLORIDE	75-01-4	12000	J	UG/L
LC34-DPT0653-043.0-20181010	GW	10/10/2018	41	45	TT100818	TRANS-1,2-DICHLOROETHENE	156-60-5	1000	U	UG/L
LC34-DPT0653-048.0-20181010	GW	10/10/2018	46	50	TT100818	1,1-DICHLOROETHENE	75-35-4	1000	U	UG/L
LC34-DPT0653-048.0-20181010	GW	10/10/2018	46	50	TT100818	VINYL CHLORIDE	75-01-4	1000	U	UG/L
LC34-DPT0653-053.0-20181010	GW	10/10/2018	51	55	TT100818	TRANS-1,2-DICHLOROETHENE	156-60-5	20	U	UG/L
LC34-DPT0653-058.0-20181010	GW	10/10/2018	56	60	TT100818	1,1-DICHLOROETHENE	75-35-4	20	U	UG/L
LC34-DPT0653-058.0-20181010	GW	10/10/2018	56	60	TT100818	VINYL CHLORIDE	75-01-4	20	U	UG/L
LC34-DPT0653-063.0-20181010	GW	10/10/2018	61	65	TT100818	TRANS-1,2-DICHLOROETHENE	156-60-5	10	U	UG/L
LC34-DPT0653-068.0-20181010	GW	10/10/2018	66	70	TT100818	1,1-DICHLOROETHENE	75-35-4	1	U	UG/L

Sample	Matrix	Sample Date	Top Depth	Bottom Depth	SDG	Parameter	CAS	Lab Result	Lab Qualifier	Units
LC34-DPT0653-068.0-20181010	GW	10/10/2018	66	70	TT100818	VINYL CHLORIDE	75-01-4	1	U	UG/L
LC34-DPT0653-073.0-20181010	GW	10/10/2018	71	75	TT100818	TRANS-1,2-DICHLOROETHENE	156-60-5	1	NULL	UG/L
LC34-DPT0653-078.0-20181010	GW	10/10/2018	76	80	TT100818	1,1-DICHLOROETHENE	75-35-4	1	U	UG/L
LC34-DPT0653-078.0-20181010	GW	10/10/2018	76	80	TT100818	VINYL CHLORIDE	75-01-4	3	NULL	UG/L
LC34-DPT0653-083.0-20181010	GW	10/10/2018	81	85	TT100818	TRANS-1,2-DICHLOROETHENE	156-60-5	3	U	UG/L
LC34-DPT0657-013.0-20181017	GW	10/17/2018	11	15	TT100818	TRANS-1,2-DICHLOROETHENE	156-60-5	1	U	UG/L
LC34-DPT0657-013.0-20181017-D	GW	10/17/2018	11	15	TT100818	1,1-DICHLOROETHENE	75-35-4	1	U	UG/L
LC34-DPT0657-013.0-20181017-D	GW	10/17/2018	11	15	TT100818	VINYL CHLORIDE	75-01-4	160	NULL	UG/L
LC34-DPT0657-018.0-20181017	GW	10/17/2018	16	20	TT100818	TRANS-1,2-DICHLOROETHENE	156-60-5	3	U	UG/L
LC34-DPT0657-023.0-20181017	GW	10/17/2018	21	25	TT100818	1,1-DICHLOROETHENE	75-35-4	2	U	UG/L
LC34-DPT0657-023.0-20181017	GW	10/17/2018	21	25	TT100818	VINYL CHLORIDE	75-01-4	61	NULL	UG/L
LC34-DPT0657-028.0-20181017	GW	10/17/2018	26	30	TT100818	TRANS-1,2-DICHLOROETHENE	156-60-5	1	U	UG/L
LC34-DPT0657-033.0-20181017	GW	10/17/2018	31	35	TT100818	1,1-DICHLOROETHENE	75-35-4	1	U	UG/L
LC34-DPT0657-033.0-20181017	GW	10/17/2018	31	35	TT100818	VINYL CHLORIDE	75-01-4	16	NULL	UG/L
LC34-DPT0657-038.0-20181017	GW	10/17/2018	36	40	TT100818	TRANS-1,2-DICHLOROETHENE	156-60-5	10	NULL	UG/L
LC34-DPT0657-043.0-20181017	GW	10/17/2018	41	45	TT100818	1,1-DICHLOROETHENE	75-35-4	100	U	UG/L
LC34-DPT0657-043.0-20181017	GW	10/17/2018	41	45	TT100818	VINYL CHLORIDE	75-01-4	22400	NULL	UG/L
LC34-DPT0657-048.0-20181017	GW	10/17/2018	46	50	TT100818	TRANS-1,2-DICHLOROETHENE	156-60-5	4	NULL	UG/L
LC34-DPT0657-053.0-20181017	GW	10/17/2018	51	55	TT100818	1,1-DICHLOROETHENE	75-35-4	10000	U	UG/L
LC34-DPT0657-053.0-20181017	GW	10/17/2018	51	55	TT100818	VINYL CHLORIDE	75-01-4	10000	U	UG/L
LC34-DPT0657-058.0-20181017	GW	10/17/2018	56	60	TT100818	TRANS-1,2-DICHLOROETHENE	156-60-5	5000	U	UG/L
LC34-DPT0657-063.0-20181017	GW	10/17/2018	61	65	TT100818	1,1-DICHLOROETHENE	75-35-4	290	U	UG/L
LC34-DPT0657-063.0-20181017	GW	10/17/2018	61	65	TT100818	VINYL CHLORIDE	75-01-4	2500	NULL	UG/L
LC34-DPT0657-068.0-20181017	GW	10/17/2018	66	70	TT100818	TRANS-1,2-DICHLOROETHENE	156-60-5	100	U	UG/L
LC34-DPT0657-073.0-20181017	GW	10/17/2018	71	75	TT100818	1,1-DICHLOROETHENE	75-35-4	22	NULL	UG/L
LC34-DPT0657-073.0-20181017	GW	10/17/2018	71	75	TT100818	VINYL CHLORIDE	75-01-4	20	U	UG/L
LC34-DPT0657-078.0-20181017	GW	10/17/2018	76	80	TT100818	TRANS-1,2-DICHLOROETHENE	156-60-5	10000	U	UG/L
LC34-DPT0657-083.0-20181017	GW	10/17/2018	81	85	TT100818	1,1-DICHLOROETHENE	75-35-4	290	U	UG/L
LC34-DPT0657-083.0-20181017	GW	10/17/2018	81	85	TT100818	VINYL CHLORIDE	75-01-4	290	U	UG/L
LC34-DPT0657-083.0-20181017-D	GW	10/17/2018	81	85	TT100818	TRANS-1,2-DICHLOROETHENE	156-60-5	20	U	UG/L
LC34-DPT0657-088.0-20181018	GW	10/18/2018	86	90	TT100818	1,1-DICHLOROETHENE	75-35-4	100	U	UG/L
LC34-DPT0657-088.0-20181018	GW	10/18/2018	86	90	TT100818	VINYL CHLORIDE	75-01-4	100	U	UG/L
LC34-DPT0657-093.0-20181018	GW	10/18/2018	91	95	TT100818	TRANS-1,2-DICHLOROETHENE	156-60-5	10	U	UG/L
LC34-DPT0657-098.0-20181018	GW	10/18/2018	96	100	TT100818	1,1-DICHLOROETHENE	75-35-4	40	U	UG/L
LC34-DPT0657-098.0-20181018	GW	10/18/2018	96	100	TT100818	VINYL CHLORIDE	75-01-4	40	U	UG/L
LC34-DPT0658-008.0-20181018	GW	10/18/2018	6	10	TT100818	TRANS-1,2-DICHLOROETHENE	156-60-5	1	U	UG/L
LC34-DPT0658-013.0-20181018	GW	10/18/2018	11	15	TT100818	1,1-DICHLOROETHENE	75-35-4	1	U	UG/L
LC34-DPT0658-013.0-20181018	GW	10/18/2018	11	15	TT100818	VINYL CHLORIDE	75-01-4	93	NULL	UG/L
LC34-DPT0658-018.0-20181018	GW	10/18/2018	16	20	TT100818	TRANS-1,2-DICHLOROETHENE	156-60-5	1	U	UG/L
LC34-DPT0658-023.0-20181018	GW	10/18/2018	21	25	TT100818	1,1-DICHLOROETHENE	75-35-4	1	U	UG/L

Sample	Matrix	Sample Date	Top Depth	Bottom Depth	SDG	Parameter	CAS	Lab Result	Lab Qualifier	Units
LC34-DPT0658-023.0-20181018	GW	10/18/2018	21	25	TT100818	VINYL CHLORIDE	75-01-4	170	NULL	UG/L
LC34-DPT0658-028.0-20181018	GW	10/18/2018	26	30	TT100818	TRANS-1,2-DICHLOROETHENE	156-60-5	64	NULL	UG/L
LC34-DPT0653-023.0-20181010-D	GW	10/10/2018	21	25	TT100818	CIS-1,2-DICHLOROETHENE	156-59-2	4	NULL	UG/L
LC34-DPT0653-028.0-20181010	GW	10/10/2018	26	30	TT100818	1,1,2-TRICHLOROTRIFLUOROETHANE	76-13-1	1	U	UG/L
LC34-DPT0653-028.0-20181010	GW	10/10/2018	26	30	TT100818	TRICHLOROETHENE	79-01-6	2	NULL	UG/L
LC34-DPT0653-033.0-20181010	GW	10/10/2018	31	35	TT100818	CIS-1,2-DICHLOROETHENE	156-59-2	4	NULL	UG/L
LC34-DPT0653-038.0-20181010	GW	10/10/2018	36	40	TT100818	1,1,2-TRICHLOROTRIFLUOROETHANE	76-13-1	40	U	UG/L
LC34-DPT0653-038.0-20181010	GW	10/10/2018	36	40	TT100818	TRICHLOROETHENE	79-01-6	1600	NULL	UG/L
LC34-DPT0653-043.0-20181010	GW	10/10/2018	41	45	TT100818	CIS-1,2-DICHLOROETHENE	156-59-2	137000	NULL	UG/L
LC34-DPT0653-048.0-20181010	GW	10/10/2018	46	50	TT100818	1,1,2-TRICHLOROTRIFLUOROETHANE	76-13-1	1000	U	UG/L
LC34-DPT0653-048.0-20181010	GW	10/10/2018	46	50	TT100818	TRICHLOROETHENE	79-01-6	25000	NULL	UG/L
LC34-DPT0653-053.0-20181010	GW	10/10/2018	51	55	TT100818	CIS-1,2-DICHLOROETHENE	156-59-2	1100	NULL	UG/L
LC34-DPT0653-058.0-20181010	GW	10/10/2018	56	60	TT100818	1,1,2-TRICHLOROTRIFLUOROETHANE	76-13-1	20	U	UG/L
LC34-DPT0653-058.0-20181010	GW	10/10/2018	56	60	TT100818	TRICHLOROETHENE	79-01-6	360	NULL	UG/L
LC34-DPT0653-063.0-20181010	GW	10/10/2018	61	65	TT100818	CIS-1,2-DICHLOROETHENE	156-59-2	110	NULL	UG/L
LC34-DPT0653-068.0-20181010	GW	10/10/2018	66	70	TT100818	1,1,2-TRICHLOROTRIFLUOROETHANE	76-13-1	1	U	UG/L
LC34-DPT0653-068.0-20181010	GW	10/10/2018	66	70	TT100818	TRICHLOROETHENE	79-01-6	24	NULL	UG/L
LC34-DPT0653-073.0-20181010	GW	10/10/2018	71	75	TT100818	CIS-1,2-DICHLOROETHENE	156-59-2	39	NULL	UG/L
LC34-DPT0653-078.0-20181010	GW	10/10/2018	76	80	TT100818	1,1,2-TRICHLOROTRIFLUOROETHANE	76-13-1	1	U	UG/L
LC34-DPT0657-013.0-20181017-D	GW	10/17/2018	11	15	TT100818	1,1,2-TRICHLOROTRIFLUOROETHANE	76-13-1	1	U	UG/L
LC34-DPT0657-013.0-20181017-D	GW	10/17/2018	11	15	TT100818	TRICHLOROETHENE	79-01-6	1	U	UG/L
LC34-DPT0657-018.0-20181017	GW	10/17/2018	16	20	TT100818	CIS-1,2-DICHLOROETHENE	156-59-2	9	NULL	UG/L
LC34-DPT0657-023.0-20181017	GW	10/17/2018	21	25	TT100818	1,1,2-TRICHLOROTRIFLUOROETHANE	76-13-1	2	U	UG/L
LC34-DPT0657-023.0-20181017	GW	10/17/2018	21	25	TT100818	TRICHLOROETHENE	79-01-6	2	U	UG/L
LC34-DPT0657-028.0-20181017	GW	10/17/2018	26	30	TT100818	CIS-1,2-DICHLOROETHENE	156-59-2	2	NULL	UG/L
LC34-DPT0657-033.0-20181017	GW	10/17/2018	31	35	TT100818	1,1,2-TRICHLOROTRIFLUOROETHANE	76-13-1	1	U	UG/L
LC34-DPT0657-033.0-20181017	GW	10/17/2018	31	35	TT100818	TRICHLOROETHENE	79-01-6	1	U	UG/L
LC34-DPT0657-038.0-20181017	GW	10/17/2018	36	40	TT100818	CIS-1,2-DICHLOROETHENE	156-59-2	1	U	UG/L
LC34-DPT0657-043.0-20181017	GW	10/17/2018	41	45	TT100818	1,1,2-TRICHLOROTRIFLUOROETHANE	76-13-1	100	U	UG/L
LC34-DPT0657-043.0-20181017	GW	10/17/2018	41	45	TT100818	TRICHLOROETHENE	79-01-6	100	U	UG/L
LC34-DPT0657-048.0-20181017	GW	10/17/2018	46	50	TT100818	CIS-1,2-DICHLOROETHENE	156-59-2	84	NULL	UG/L
LC34-DPT0657-053.0-20181017	GW	10/17/2018	51	55	TT100818	1,1,2-TRICHLOROTRIFLUOROETHANE	76-13-1	10000	U	UG/L
LC34-DPT0657-053.0-20181017	GW	10/17/2018	51	55	TT100818	TRICHLOROETHENE	79-01-6	1100000	NULL	UG/L
LC34-DPT0657-058.0-20181017	GW	10/17/2018	56	60	TT100818	CIS-1,2-DICHLOROETHENE	156-59-2	27900	NULL	UG/L
LC34-DPT0657-063.0-20181017	GW	10/17/2018	61	65	TT100818	1,1,2-TRICHLOROTRIFLUOROETHANE	76-13-1	290	U	UG/L
LC34-DPT0657-063.0-20181017	GW	10/17/2018	61	65	TT100818	TRICHLOROETHENE	79-01-6	25100	NULL	UG/L
LC34-DPT0657-068.0-20181017	GW	10/17/2018	66	70	TT100818	CIS-1,2-DICHLOROETHENE	156-59-2	200	NULL	UG/L
LC34-DPT0657-073.0-20181017	GW	10/17/2018	71	75	TT100818	1,1,2-TRICHLOROTRIFLUOROETHANE	76-13-1	20	U	UG/L
LC34-DPT0657-073.0-20181017	GW	10/17/2018	71	75	TT100818	TRICHLOROETHENE	79-01-6	102000	J	UG/L
LC34-DPT0657-078.0-20181017	GW	10/17/2018	76	80	TT100818	CIS-1,2-DICHLOROETHENE	156-59-2	16200	NULL	UG/L

Sample	Matrix	Sample Date	Top Depth	Bottom Depth	SDG	Parameter	CAS	Lab Result	Lab Qualifier	Units
LC34-DPT0657-083.0-20181017	GW	10/17/2018	81	85	TT100818	1,1,2-TRICHLOROTRIFLUOROETHANE	76-13-1	290	U	UG/L
LC34-DPT0657-083.0-20181017	GW	10/17/2018	81	85	TT100818	TRICHLOROETHENE	79-01-6	1600	NULL	UG/L
LC34-DPT0657-083.0-20181017-D	GW	10/17/2018	81	85	TT100818	CIS-1,2-DICHLOROETHENE	156-59-2	510	NULL	UG/L
LC34-DPT0657-088.0-20181018	GW	10/18/2018	86	90	TT100818	1,1,2-TRICHLOROTRIFLUOROETHANE	76-13-1	100	U	UG/L
LC34-DPT0657-088.0-20181018	GW	10/18/2018	86	90	TT100818	TRICHLOROETHENE	79-01-6	4400	NULL	UG/L
LC34-DPT0657-093.0-20181018	GW	10/18/2018	91	95	TT100818	CIS-1,2-DICHLOROETHENE	156-59-2	110	NULL	UG/L
LC34-DPT0657-098.0-20181018	GW	10/18/2018	96	100	TT100818	1,1,2-TRICHLOROTRIFLUOROETHANE	76-13-1	40	U	UG/L
LC34-DPT0657-098.0-20181018	GW	10/18/2018	96	100	TT100818	TRICHLOROETHENE	79-01-6	6100	NULL	UG/L
LC34-DPT0658-008.0-20181018	GW	10/18/2018	6	10	TT100818	CIS-1,2-DICHLOROETHENE	156-59-2	1	U	UG/L
LC34-DPT0658-013.0-20181018	GW	10/18/2018	11	15	TT100818	1,1,2-TRICHLOROTRIFLUOROETHANE	76-13-1	1	U	UG/L
LC34-DPT0658-013.0-20181018	GW	10/18/2018	11	15	TT100818	TRICHLOROETHENE	79-01-6	1	NULL	UG/L
LC34-DPT0658-018.0-20181018	GW	10/18/2018	16	20	TT100818	CIS-1,2-DICHLOROETHENE	156-59-2	7	NULL	UG/L
LC34-DPT0658-023.0-20181018	GW	10/18/2018	21	25	TT100818	1,1,2-TRICHLOROTRIFLUOROETHANE	76-13-1	1	U	UG/L
LC34-DPT0658-023.0-20181018	GW	10/18/2018	21	25	TT100818	TRICHLOROETHENE	79-01-6	1	U	UG/L
LC34-DPT0658-028.0-20181018	GW	10/18/2018	26	30	TT100818	CIS-1,2-DICHLOROETHENE	156-59-2	4	NULL	UG/L
LC34-DPT0658-033.0-20181018	GW	10/18/2018	31	35	TT100818	1,1-DICHLOROETHENE	75-35-4	290	U	UG/L
LC34-DPT0658-033.0-20181018	GW	10/18/2018	31	35	TT100818	VINYL CHLORIDE	75-01-4	21400	NULL	UG/L
LC34-DPT0658-038.0-20181018	GW	10/18/2018	36	40	TT100818	TRANS-1,2-DICHLOROETHENE	156-60-5	290	U	UG/L
LC34-DPT0658-043.0-20181018	GW	10/18/2018	41	45	TT100818	1,1-DICHLOROETHENE	75-35-4	20	U	UG/L
LC34-DPT0658-043.0-20181018	GW	10/18/2018	41	45	TT100818	VINYL CHLORIDE	75-01-4	590	NULL	UG/L
LC34-DPT0658-048.0-20181018	GW	10/18/2018	46	50	TT100818	TRANS-1,2-DICHLOROETHENE	156-60-5	3	U	UG/L
LC34-DPT0658-053.0-20181018	GW	10/18/2018	51	55	TT100818	1,1-DICHLOROETHENE	75-35-4	2	U	UG/L
LC34-DPT0658-053.0-20181018	GW	10/18/2018	51	55	TT100818	VINYL CHLORIDE	75-01-4	5	NULL	UG/L
LC34-DPT0658-058.0-20181018	GW	10/18/2018	56	60	TT100818	TRANS-1,2-DICHLOROETHENE	156-60-5	1	U	UG/L
LC34-DPT0658-063.0-20181018	GW	10/18/2018	61	65	TT100818	1,1-DICHLOROETHENE	75-35-4	1	U	UG/L
LC34-DPT0658-063.0-20181018	GW	10/18/2018	61	65	TT100818	VINYL CHLORIDE	75-01-4	2	NULL	UG/L
LC34-DPT0658-068.0-20181018	GW	10/18/2018	66	70	TT100818	TRANS-1,2-DICHLOROETHENE	156-60-5	1	U	UG/L
LC34-DPT0658-073.0-20181018	GW	10/18/2018	71	75	TT100818	1,1-DICHLOROETHENE	75-35-4	2	U	UG/L
LC34-DPT0658-073.0-20181018	GW	10/18/2018	71	75	TT100818	VINYL CHLORIDE	75-01-4	2	U	UG/L
LC34-DPT0658-078.0-20181018	GW	10/18/2018	76	80	TT100818	TRANS-1,2-DICHLOROETHENE	156-60-5	13	NULL	UG/L
LC34-DPT0658-083.0-20181019	GW	10/19/2018	81	85	TT100818	1,1-DICHLOROETHENE	75-35-4	1	U	UG/L
LC34-DPT0658-083.0-20181019	GW	10/19/2018	81	85	TT100818	VINYL CHLORIDE	75-01-4	2	NULL	UG/L
LC34-DPT0658-088.0-20181019	GW	10/19/2018	86	90	TT100818	TRANS-1,2-DICHLOROETHENE	156-60-5	1	U	UG/L
LC34-DPT0658-093.0-20181019	GW	10/19/2018	91	95	TT100818	1,1-DICHLOROETHENE	75-35-4	1	U	UG/L
LC34-DPT0658-093.0-20181019	GW	10/19/2018	91	95	TT100818	VINYL CHLORIDE	75-01-4	4	NULL	UG/L
LC34-DPT0658-093.0-20181019-D	GW	10/19/2018	91	95	TT100818	TRANS-1,2-DICHLOROETHENE	156-60-5	1	U	UG/L
LC34-DPT0658-098.0-20181019	GW	10/19/2018	96	100	TT100818	1,1-DICHLOROETHENE	75-35-4	1	U	UG/L
LC34-DPT0658-098.0-20181019	GW	10/19/2018	96	100	TT100818	VINYL CHLORIDE	75-01-4	2	NULL	UG/L
LC34-DPT0659-008.0-20181018	GW	10/19/2018	6	10	TT100818	TRANS-1,2-DICHLOROETHENE	156-60-5	1	U	UG/L
LC34-DPT0659-013.0-20181018	GW	10/19/2018	11	15	TT100818	1,1-DICHLOROETHENE	75-35-4	1	U	UG/L

Sample	Matrix	Sample Date	Top Depth	Bottom Depth	SDG	Parameter	CAS	Lab Result	Lab Qualifier	Units
LC34-DPT0659-013.0-20181018	GW	10/19/2018	11	15	TT100818	VINYL CHLORIDE	75-01-4	62	NULL	UG/L
LC34-DPT0659-018.0-20181018	GW	10/19/2018	16	20	TT100818	TRANS-1,2-DICHLOROETHENE	156-60-5	3	U	UG/L
LC34-DPT0659-023.0-20181019	GW	10/19/2018	21	25	TT100818	1,1-DICHLOROETHENE	75-35-4	10	U	UG/L
LC34-DPT0659-023.0-20181019	GW	10/19/2018	21	25	TT100818	VINYL CHLORIDE	75-01-4	3300	J	UG/L
LC34-DPT0659-028.0-20181019	GW	10/19/2018	26	30	TT100818	TRANS-1,2-DICHLOROETHENE	156-60-5	130	NULL	UG/L
LC34-DPT0659-033.0-20181019	GW	10/19/2018	31	35	TT100818	1,1-DICHLOROETHENE	75-35-4	40	U	UG/L
LC34-DPT0659-033.0-20181019	GW	10/19/2018	31	35	TT100818	VINYL CHLORIDE	75-01-4	24700	NULL	UG/L
LC34-DPT0659-038.0-20181019	GW	10/19/2018	36	40	TT100818	TRANS-1,2-DICHLOROETHENE	156-60-5	210	NULL	UG/L
LC34-DPT0659-043.0-20181019	GW	10/19/2018	41	45	TT100818	1,1-DICHLOROETHENE	75-35-4	10	U	UG/L
LC34-DPT0659-043.0-20181019	GW	10/19/2018	41	45	TT100818	VINYL CHLORIDE	75-01-4	430	NULL	UG/L
LC34-DPT0659-048.0-20181019	GW	10/19/2018	46	50	TT100818	TRANS-1,2-DICHLOROETHENE	156-60-5	1	U	UG/L
LC34-DPT0653-088.0-20181010	GW	10/10/2018	86	90	TT100818	1,1-DICHLOROETHENE	75-35-4	3	U	UG/L
LC34-DPT0653-088.0-20181010	GW	10/10/2018	86	90	TT100818	VINYL CHLORIDE	75-01-4	3	U	UG/L
LC34-DPT0653-093.0-20181010	GW	10/10/2018	91	95	TT100818	TRANS-1,2-DICHLOROETHENE	156-60-5	22	NULL	UG/L
LC34-DPT0653-098.0-20181010	GW	10/10/2018	96	100	TT100818	1,1-DICHLOROETHENE	75-35-4	3	U	UG/L
LC34-DPT0653-098.0-20181010	GW	10/10/2018	96	100	TT100818	VINYL CHLORIDE	75-01-4	3	U	UG/L
LC34-DPT0654-008.0-20181011	GW	10/11/2018	6	10	TT100818	TRANS-1,2-DICHLOROETHENE	156-60-5	1	U	UG/L
LC34-DPT0654-013.0-20181011	GW	10/11/2018	11	15	TT100818	1,1-DICHLOROETHENE	75-35-4	1	U	UG/L
LC34-DPT0654-013.0-20181011	GW	10/11/2018	11	15	TT100818	VINYL CHLORIDE	75-01-4	1	NULL	UG/L
LC34-DPT0654-018.0-20181011	GW	10/11/2018	16	20	TT100818	TRANS-1,2-DICHLOROETHENE	156-60-5	1	U	UG/L
LC34-DPT0654-023.0-20181011	GW	10/11/2018	21	25	TT100818	1,1-DICHLOROETHENE	75-35-4	67	NULL	UG/L
LC34-DPT0654-023.0-20181011	GW	10/11/2018	21	25	TT100818	VINYL CHLORIDE	75-01-4	730	NULL	UG/L
LC34-DPT0654-028.0-20181011	GW	10/11/2018	26	30	TT100818	TRANS-1,2-DICHLOROETHENE	156-60-5	6000	NULL	UG/L
LC34-DPT0654-033.0-20181011	GW	10/11/2018	31	35	TT100818	1,1-DICHLOROETHENE	75-35-4	500	U	UG/L
LC34-DPT0654-033.0-20181011	GW	10/11/2018	31	35	TT100818	VINYL CHLORIDE	75-01-4	1600	NULL	UG/L
LC34-DPT0654-038.0-20181011	GW	10/11/2018	36	40	TT100818	TRANS-1,2-DICHLOROETHENE	156-60-5	4500	NULL	UG/L
LC34-DPT0654-043.0-20181011	GW	10/11/2018	41	45	TT100818	1,1-DICHLOROETHENE	75-35-4	290	U	UG/L
LC34-DPT0654-043.0-20181011	GW	10/11/2018	41	45	TT100818	VINYL CHLORIDE	75-01-4	460	NULL	UG/L
LC34-DPT0654-048.0-20181011	GW	10/11/2018	46	50	TT100818	TRANS-1,2-DICHLOROETHENE	156-60-5	100	U	UG/L
LC34-DPT0654-053.0-20181011	GW	10/11/2018	51	55	TT100818	1,1-DICHLOROETHENE	75-35-4	10	U	UG/L
LC34-DPT0658-033.0-20181018	GW	10/18/2018	31	35	TT100818	1,1,2-TRICHLOROTRIFLUOROETHANE	76-13-1	290	U	UG/L
LC34-DPT0658-033.0-20181018	GW	10/18/2018	31	35	TT100818	TRICHLOROETHENE	79-01-6	350	NULL	UG/L
LC34-DPT0658-038.0-20181018	GW	10/18/2018	36	40	TT100818	CIS-1,2-DICHLOROETHENE	156-59-2	570	NULL	UG/L
LC34-DPT0658-043.0-20181018	GW	10/18/2018	41	45	TT100818	1,1,2-TRICHLOROTRIFLUOROETHANE	76-13-1	20	U	UG/L
LC34-DPT0658-043.0-20181018	GW	10/18/2018	41	45	TT100818	TRICHLOROETHENE	79-01-6	20	U	UG/L
LC34-DPT0658-048.0-20181018	GW	10/18/2018	46	50	TT100818	CIS-1,2-DICHLOROETHENE	156-59-2	7	NULL	UG/L
LC34-DPT0658-053.0-20181018	GW	10/18/2018	51	55	TT100818	1,1,2-TRICHLOROTRIFLUOROETHANE	76-13-1	2	U	UG/L
LC34-DPT0658-053.0-20181018	GW	10/18/2018	51	55	TT100818	TRICHLOROETHENE	79-01-6	2	U	UG/L
LC34-DPT0658-058.0-20181018	GW	10/18/2018	56	60	TT100818	CIS-1,2-DICHLOROETHENE	156-59-2	240	NULL	UG/L
LC34-DPT0658-063.0-20181018	GW	10/18/2018	61	65	TT100818	1,1,2-TRICHLOROTRIFLUOROETHANE	76-13-1	1	U	UG/L

Sample	Matrix	Sample Date	Top Depth	Bottom Depth	SDG	Parameter	CAS	Lab Result	Lab Qualifier	Units
LC34-DPT0658-063.0-20181018	GW	10/18/2018	61	65	TT100818	TRICHLOROETHENE	79-01-6	1	U	UG/L
LC34-DPT0658-068.0-20181018	GW	10/18/2018	66	70	TT100818	CIS-1,2-DICHLOROETHENE	156-59-2	1	U	UG/L
LC34-DPT0658-073.0-20181018	GW	10/18/2018	71	75	TT100818	1,1,2-TRICHLOROTRIFLUOROETHANE	76-13-1	2	U	UG/L
LC34-DPT0658-073.0-20181018	GW	10/18/2018	71	75	TT100818	TRICHLOROETHENE	79-01-6	2	U	UG/L
LC34-DPT0658-078.0-20181018	GW	10/18/2018	76	80	TT100818	CIS-1,2-DICHLOROETHENE	156-59-2	730	NULL	UG/L
LC34-DPT0658-083.0-20181019	GW	10/19/2018	81	85	TT100818	1,1,2-TRICHLOROTRIFLUOROETHANE	76-13-1	1	U	UG/L
LC34-DPT0658-083.0-20181019	GW	10/19/2018	81	85	TT100818	TRICHLOROETHENE	79-01-6	1	U	UG/L
LC34-DPT0658-088.0-20181019	GW	10/19/2018	86	90	TT100818	CIS-1,2-DICHLOROETHENE	156-59-2	3	NULL	UG/L
LC34-DPT0658-093.0-20181019	GW	10/19/2018	91	95	TT100818	1,1,2-TRICHLOROTRIFLUOROETHANE	76-13-1	1	U	UG/L
LC34-DPT0658-093.0-20181019	GW	10/19/2018	91	95	TT100818	TRICHLOROETHENE	79-01-6	1	U	UG/L
LC34-DPT0658-093.0-20181019-D	GW	10/19/2018	91	95	TT100818	CIS-1,2-DICHLOROETHENE	156-59-2	21	NULL	UG/L
LC34-DPT0658-098.0-20181019	GW	10/19/2018	96	100	TT100818	1,1,2-TRICHLOROTRIFLUOROETHANE	76-13-1	1	U	UG/L
LC34-DPT0658-098.0-20181019	GW	10/19/2018	96	100	TT100818	TRICHLOROETHENE	79-01-6	1	U	UG/L
LC34-DPT0659-008.0-20181018	GW	10/19/2018	6	10	TT100818	CIS-1,2-DICHLOROETHENE	156-59-2	1	U	UG/L
LC34-DPT0659-013.0-20181018	GW	10/19/2018	11	15	TT100818	1,1,2-TRICHLOROTRIFLUOROETHANE	76-13-1	1	U	UG/L
LC34-DPT0659-013.0-20181018	GW	10/19/2018	11	15	TT100818	TRICHLOROETHENE	79-01-6	1	U	UG/L
LC34-DPT0659-018.0-20181018	GW	10/19/2018	16	20	TT100818	CIS-1,2-DICHLOROETHENE	156-59-2	32	NULL	UG/L
LC34-DPT0659-023.0-20181019	GW	10/19/2018	21	25	TT100818	1,1,2-TRICHLOROTRIFLUOROETHANE	76-13-1	10	U	UG/L
LC34-DPT0659-023.0-20181019	GW	10/19/2018	21	25	TT100818	TRICHLOROETHENE	79-01-6	10	U	UG/L
LC34-DPT0659-028.0-20181019	GW	10/19/2018	26	30	TT100818	CIS-1,2-DICHLOROETHENE	156-59-2	50	U	UG/L
LC34-DPT0659-033.0-20181019	GW	10/19/2018	31	35	TT100818	1,1,2-TRICHLOROTRIFLUOROETHANE	76-13-1	40	U	UG/L
LC34-DPT0659-033.0-20181019	GW	10/19/2018	31	35	TT100818	TRICHLOROETHENE	79-01-6	40	U	UG/L
LC34-DPT0659-038.0-20181019	GW	10/19/2018	36	40	TT100818	CIS-1,2-DICHLOROETHENE	156-59-2	10400	NULL	UG/L
LC34-DPT0659-043.0-20181019	GW	10/19/2018	41	45	TT100818	1,1,2-TRICHLOROTRIFLUOROETHANE	76-13-1	10	U	UG/L
LC34-DPT0659-043.0-20181019	GW	10/19/2018	41	45	TT100818	TRICHLOROETHENE	79-01-6	10	U	UG/L
LC34-DPT0653-078.0-20181010	GW	10/10/2018	76	80	TT100818	TRICHLOROETHENE	79-01-6	50	NULL	UG/L
LC34-DPT0653-083.0-20181010	GW	10/10/2018	81	85	TT100818	CIS-1,2-DICHLOROETHENE	156-59-2	50	NULL	UG/L
LC34-DPT0653-088.0-20181010	GW	10/10/2018	86	90	TT100818	1,1,2-TRICHLOROTRIFLUOROETHANE	76-13-1	3	U	UG/L
LC34-DPT0653-088.0-20181010	GW	10/10/2018	86	90	TT100818	TRICHLOROETHENE	79-01-6	52	NULL	UG/L
LC34-DPT0653-093.0-20181010	GW	10/10/2018	91	95	TT100818	CIS-1,2-DICHLOROETHENE	156-59-2	800	NULL	UG/L
LC34-DPT0653-098.0-20181010	GW	10/10/2018	96	100	TT100818	1,1,2-TRICHLOROTRIFLUOROETHANE	76-13-1	3	U	UG/L
LC34-DPT0653-098.0-20181010	GW	10/10/2018	96	100	TT100818	TRICHLOROETHENE	79-01-6	17	NULL	UG/L
LC34-DPT0654-008.0-20181011	GW	10/11/2018	6	10	TT100818	CIS-1,2-DICHLOROETHENE	156-59-2	1	U	UG/L
LC34-DPT0654-013.0-20181011	GW	10/11/2018	11	15	TT100818	1,1,2-TRICHLOROTRIFLUOROETHANE	76-13-1	1	U	UG/L
LC34-DPT0654-013.0-20181011	GW	10/11/2018	11	15	TT100818	TRICHLOROETHENE	79-01-6	1	U	UG/L
LC34-DPT0654-018.0-20181011	GW	10/11/2018	16	20	TT100818	CIS-1,2-DICHLOROETHENE	156-59-2	71	NULL	UG/L
LC34-DPT0654-023.0-20181011	GW	10/11/2018	21	25	TT100818	1,1,2-TRICHLOROTRIFLUOROETHANE	76-13-1	1	U	UG/L
LC34-DPT0654-023.0-20181011	GW	10/11/2018	21	25	TT100818	TRICHLOROETHENE	79-01-6	10100	NULL	UG/L
LC34-DPT0654-028.0-20181011	GW	10/11/2018	26	30	TT100818	CIS-1,2-DICHLOROETHENE	156-59-2	112000	J	UG/L
LC34-DPT0654-033.0-20181011	GW	10/11/2018	31	35	TT100818	1,1,2-TRICHLOROTRIFLUOROETHANE	76-13-1	500	U	UG/L

Sample	Matrix	Sample Date	Top Depth	Bottom Depth	SDG	Parameter	CAS	Lab Result	Lab Qualifier	Units
LC34-DPT0654-033.0-20181011	GW	10/11/2018	31	35	TT100818	TRICHLOROETHENE	79-01-6	356000	J	UG/L
LC34-DPT0654-038.0-20181011	GW	10/11/2018	36	40	TT100818	CIS-1,2-DICHLOROETHENE	156-59-2	276000	NULL	UG/L
LC34-DPT0654-043.0-20181011	GW	10/11/2018	41	45	TT100818	1,1,2-TRICHLOROTRIFLUOROETHANE	76-13-1	290	U	UG/L
LC34-DPT0651-053.0-20181008	GW	10/8/2018	51	55	TT100818	TRANS-1,2-DICHLOROETHENE	156-60-5	5000	U	UG/L
LC34-DPT0651-053.0-20181008-D	GW	10/8/2018	51	55	TT100818	1,1-DICHLOROETHENE	75-35-4	5000	U	UG/L
LC34-DPT0651-053.0-20181008-D	GW	10/8/2018	51	55	TT100818	VINYL CHLORIDE	75-01-4	14700	NULL	UG/L
LC34-DPT0651-058.0-20181008	GW	10/8/2018	56	60	TT100818	TRANS-1,2-DICHLOROETHENE	156-60-5	3300	U	UG/L
LC34-DPT0651-063.0-20181008	GW	10/8/2018	61	65	TT100818	1,1-DICHLOROETHENE	75-35-4	5000	U	UG/L
LC34-DPT0651-063.0-20181008	GW	10/8/2018	61	65	TT100818	VINYL CHLORIDE	75-01-4	5000	U	UG/L
LC34-DPT0651-068.0-20181008	GW	10/8/2018	66	70	TT100818	TRANS-1,2-DICHLOROETHENE	156-60-5	3300	U	UG/L
LC34-DPT0651-073.0-20181008	GW	10/8/2018	71	75	TT100818	1,1-DICHLOROETHENE	75-35-4	290	U	UG/L
LC34-DPT0651-073.0-20181008	GW	10/8/2018	71	75	TT100818	VINYL CHLORIDE	75-01-4	290	U	UG/L
LC34-DPT0651-078.0-20181008	GW	10/8/2018	76	80	TT100818	TRANS-1,2-DICHLOROETHENE	156-60-5	290	U	UG/L
LC34-DPT0651-083.0-20181008	GW	10/8/2018	81	85	TT100818	1,1-DICHLOROETHENE	75-35-4	1000	U	UG/L
LC34-DPT0651-083.0-20181008	GW	10/8/2018	81	85	TT100818	VINYL CHLORIDE	75-01-4	1000	U	UG/L
LC34-DPT0651-088.0-20181008	GW	10/8/2018	86	90	TT100818	TRANS-1,2-DICHLOROETHENE	156-60-5	290	U	UG/L
LC34-DPT0651-093.0-20181008	GW	10/8/2018	91	95	TT100818	1,1-DICHLOROETHENE	75-35-4	290	U	UG/L
LC34-DPT0651-093.0-20181008	GW	10/8/2018	91	95	TT100818	VINYL CHLORIDE	75-01-4	290	U	UG/L
LC34-DPT0651-098.0-20181008	GW	10/8/2018	96	100	TT100818	TRANS-1,2-DICHLOROETHENE	156-60-5	290	U	UG/L
LC34-DPT0652-008.0-20181009	GW	10/9/2018	6	10	TT100818	1,1-DICHLOROETHENE	75-35-4	1	U	UG/L
LC34-DPT0652-008.0-20181009	GW	10/9/2018	6	10	TT100818	VINYL CHLORIDE	75-01-4	1	U	UG/L
LC34-DPT0652-013.0-20181009	GW	10/9/2018	11	15	TT100818	TRANS-1,2-DICHLOROETHENE	156-60-5	1	U	UG/L
LC34-DPT0652-018.0-20181009	GW	10/9/2018	16	20	TT100818	1,1-DICHLOROETHENE	75-35-4	1	U	UG/L
LC34-DPT0652-018.0-20181009	GW	10/9/2018	16	20	TT100818	VINYL CHLORIDE	75-01-4	8	NULL	UG/L
LC34-DPT0652-018.0-20181009-D	GW	10/9/2018	16	20	TT100818	TRANS-1,2-DICHLOROETHENE	156-60-5	1	U	UG/L
LC34-DPT0652-023.0-20181009	GW	10/9/2018	21	25	TT100818	1,1-DICHLOROETHENE	75-35-4	1	U	UG/L
LC34-DPT0652-023.0-20181009	GW	10/9/2018	21	25	TT100818	VINYL CHLORIDE	75-01-4	12	NULL	UG/L
LC34-DPT0652-028.0-20181009	GW	10/9/2018	26	30	TT100818	TRANS-1,2-DICHLOROETHENE	156-60-5	26	NULL	UG/L
LC34-DPT0652-033.0-20181009	GW	10/9/2018	31	35	TT100818	1,1-DICHLOROETHENE	75-35-4	20	U	UG/L
LC34-DPT0652-033.0-20181009	GW	10/9/2018	31	35	TT100818	VINYL CHLORIDE	75-01-4	1800	NULL	UG/L
LC34-DPT0652-038.0-20181009	GW	10/9/2018	36	40	TT100818	TRANS-1,2-DICHLOROETHENE	156-60-5	620	NULL	UG/L
LC34-DPT0652-043.0-20181009	GW	10/9/2018	41	45	TT100818	1,1-DICHLOROETHENE	75-35-4	290	U	UG/L
LC34-DPT0652-043.0-20181009	GW	10/9/2018	41	45	TT100818	VINYL CHLORIDE	75-01-4	24700	NULL	UG/L
LC34-DPT0652-048.0-20181009	GW	10/9/2018	46	50	TT100818	TRANS-1,2-DICHLOROETHENE	156-60-5	1000	U	UG/L
LC34-DPT0652-053.0-20181009	GW	10/9/2018	51	55	TT100818	1,1-DICHLOROETHENE	75-35-4	3300	U	UG/L
LC34-DPT0652-053.0-20181009	GW	10/9/2018	51	55	TT100818	VINYL CHLORIDE	75-01-4	3300	U	UG/L
LC34-DPT0652-058.0-20181009	GW	10/9/2018	56	60	TT100818	TRANS-1,2-DICHLOROETHENE	156-60-5	5000	U	UG/L
LC34-DPT0652-063.0-20181009	GW	10/9/2018	61	65	TT100818	1,1-DICHLOROETHENE	75-35-4	290	U	UG/L
LC34-DPT0652-063.0-20181009	GW	10/9/2018	61	65	TT100818	VINYL CHLORIDE	75-01-4	290	U	UG/L
LC34-DPT0652-068.0-20181009	GW	10/9/2018	66	70	TT100818	TRANS-1,2-DICHLOROETHENE	156-60-5	100	U	UG/L

Sample	Matrix	Sample Date	Top Depth	Bottom Depth	SDG	Parameter	CAS	Lab Result	Lab Qualifier	Units
LC34-DPT0652-073.0-20181009	GW	10/9/2018	71	75	TT100818	1,1-DICHLOROETHENE	75-35-4	40	U	UG/L
LC34-DPT0652-073.0-20181009	GW	10/9/2018	71	75	TT100818	VINYL CHLORIDE	75-01-4	40	U	UG/L
LC34-DPT0652-078.0-20181009	GW	10/9/2018	76	80	TT100818	TRANS-1,2-DICHLOROETHENE	156-60-5	40	U	UG/L
LC34-DPT0652-083.0-20181009	GW	10/9/2018	81	85	TT100818	1,1-DICHLOROETHENE	75-35-4	20	U	UG/L
LC34-DPT0652-083.0-20181009	GW	10/9/2018	81	85	TT100818	VINYL CHLORIDE	75-01-4	20	U	UG/L
LC34-DPT0652-088.0-20181009	GW	10/9/2018	86	90	TT100818	TRANS-1,2-DICHLOROETHENE	156-60-5	100	U	UG/L
LC34-DPT0652-093.0-20181009	GW	10/9/2018	91	95	TT100818	1,1-DICHLOROETHENE	75-35-4	40	U	UG/L
LC34-DPT0652-093.0-20181009	GW	10/9/2018	91	95	TT100818	VINYL CHLORIDE	75-01-4	40	U	UG/L
LC34-DPT0652-098.0-20181009	GW	10/9/2018	96	100	TT100818	TRANS-1,2-DICHLOROETHENE	156-60-5	20	U	UG/L
LC34-DPT0653-008.0-20181010	GW	10/10/2018	6	10	TT100818	1,1-DICHLOROETHENE	75-35-4	1	U	UG/L
LC34-DPT0653-008.0-20181010	GW	10/10/2018	6	10	TT100818	VINYL CHLORIDE	75-01-4	1	U	UG/L
LC34-DPT0653-013.0-20181010	GW	10/10/2018	11	15	TT100818	TRANS-1,2-DICHLOROETHENE	156-60-5	1	U	UG/L
LC34-DPT0653-018.0-20181010	GW	10/10/2018	16	20	TT100818	1,1-DICHLOROETHENE	75-35-4	1	U	UG/L
LC34-DPT0653-018.0-20181010	GW	10/10/2018	16	20	TT100818	VINYL CHLORIDE	75-01-4	6	NULL	UG/L
LC34-DPT0653-023.0-20181010	GW	10/10/2018	21	25	TT100818	TRANS-1,2-DICHLOROETHENE	156-60-5	4	NULL	UG/L
LC34-DPT0653-023.0-20181010-D	GW	10/10/2018	21	25	TT100818	1,1-DICHLOROETHENE	75-35-4	1	U	UG/L
LC34-DPT0653-023.0-20181010-D	GW	10/10/2018	21	25	TT100818	VINYL CHLORIDE	75-01-4	13	NULL	UG/L
LC34-DPT0654-043.0-20181011	GW	10/11/2018	41	45	TT100818	TRICHLOROETHENE	79-01-6	1400	NULL	UG/L
LC34-DPT0654-048.0-20181011	GW	10/11/2018	46	50	TT100818	CIS-1,2-DICHLOROETHENE	156-59-2	3000	NULL	UG/L
LC34-DPT0654-053.0-20181011	GW	10/11/2018	51	55	TT100818	1,1,2-TRICHLOROTRIFLUOROETHANE	76-13-1	10	U	UG/L
LC34-DPT0654-053.0-20181011	GW	10/11/2018	51	55	TT100818	TRICHLOROETHENE	79-01-6	490	NULL	UG/L
LC34-DPT0654-058.0-20181011	GW	10/11/2018	56	60	TT100818	CIS-1,2-DICHLOROETHENE	156-59-2	240	NULL	UG/L
LC34-DPT0654-063.0-20181011	GW	10/11/2018	61	65	TT100818	1,1,2-TRICHLOROTRIFLUOROETHANE	76-13-1	2	U	UG/L
LC34-DPT0654-063.0-20181011	GW	10/11/2018	61	65	TT100818	TRICHLOROETHENE	79-01-6	410	NULL	UG/L
LC34-DPT0654-063.0-20181011-D	GW	10/11/2018	61	65	TT100818	CIS-1,2-DICHLOROETHENE	156-59-2	490	NULL	UG/L
LC34-DPT0654-068.0-20181011	GW	10/11/2018	66	70	TT100818	1,1,2-TRICHLOROTRIFLUOROETHANE	76-13-1	2	U	UG/L
LC34-DPT0654-068.0-20181011	GW	10/11/2018	66	70	TT100818	TRICHLOROETHENE	79-01-6	470	NULL	UG/L
LC34-DPT0654-073.0-20181011	GW	10/11/2018	71	75	TT100818	CIS-1,2-DICHLOROETHENE	156-59-2	340	NULL	UG/L
LC34-DPT0654-078.0-20181011	GW	10/11/2018	76	80	TT100818	1,1,2-TRICHLOROTRIFLUOROETHANE	76-13-1	2	U	UG/L
LC34-DPT0654-078.0-20181011	GW	10/11/2018	76	80	TT100818	TRICHLOROETHENE	79-01-6	1100	J	UG/L
LC34-DPT0654-083.0-20181011	GW	10/11/2018	81	85	TT100818	CIS-1,2-DICHLOROETHENE	156-59-2	97	NULL	UG/L
LC34-DPT0654-088.0-20181011	GW	10/11/2018	86	90	TT100818	1,1,2-TRICHLOROTRIFLUOROETHANE	76-13-1	3	U	UG/L
LC34-DPT0654-088.0-20181011	GW	10/11/2018	86	90	TT100818	TRICHLOROETHENE	79-01-6	1400	J	UG/L
LC34-DPT0654-093.0-20181011	GW	10/11/2018	91	95	TT100818	CIS-1,2-DICHLOROETHENE	156-59-2	8300	NULL	UG/L
LC34-DPT0654-098.0-20181011	GW	10/11/2018	96	100	TT100818	1,1,2-TRICHLOROTRIFLUOROETHANE	76-13-1	10	U	UG/L
LC34-DPT0654-098.0-20181011	GW	10/11/2018	96	100	TT100818	TRICHLOROETHENE	79-01-6	290	NULL	UG/L
LC34-DPT0655-008.0-20181012	GW	10/12/2018	6	10	TT100818	CIS-1,2-DICHLOROETHENE	156-59-2	2	NULL	UG/L
LC34-DPT0655-013.0-20181012	GW	10/12/2018	11	15	TT100818	1,1,2-TRICHLOROTRIFLUOROETHANE	76-13-1	1	U	UG/L
LC34-DPT0655-013.0-20181012	GW	10/12/2018	11	15	TT100818	TRICHLOROETHENE	79-01-6	1	NULL	UG/L
LC34-DPT0655-018.0-20181012	GW	10/12/2018	16	20	TT100818	CIS-1,2-DICHLOROETHENE	156-59-2	16	NULL	UG/L

Sample	Matrix	Sample Date	Top Depth	Bottom Depth	SDG	Parameter	CAS	Lab Result	Lab Qualifier	Units
LC34-DPT0655-018.0-20181012-D	GW	10/12/2018	16	20	TT100818	1,1,2-TRICHLOROTRIFLUOROETHANE	76-13-1	1	U	UG/L
LC34-DPT0655-018.0-20181012-D	GW	10/12/2018	16	20	TT100818	TRICHLOROETHENE	79-01-6	11	NULL	UG/L
LC34-DPT0655-023.0-20181012	GW	10/12/2018	21	25	TT100818	CIS-1,2-DICHLOROETHENE	156-59-2	15	NULL	UG/L
LC34-DPT0655-028.0-20181012	GW	10/12/2018	26	30	TT100818	1,1,2-TRICHLOROTRIFLUOROETHANE	76-13-1	3	U	UG/L
LC34-DPT0655-028.0-20181012	GW	10/12/2018	26	30	TT100818	TRICHLOROETHENE	79-01-6	70	NULL	UG/L
LC34-DPT0655-033.0-20181012	GW	10/12/2018	31	35	TT100818	CIS-1,2-DICHLOROETHENE	156-59-2	970	NULL	UG/L
LC34-DPT0655-038.0-20181012	GW	10/12/2018	36	40	TT100818	1,1,2-TRICHLOROTRIFLUOROETHANE	76-13-1	100	U	UG/L
LC34-DPT0655-038.0-20181012	GW	10/12/2018	36	40	TT100818	TRICHLOROETHENE	79-01-6	100	U	UG/L
LC34-DPT0655-043.0-20181012	GW	10/12/2018	41	45	TT100818	CIS-1,2-DICHLOROETHENE	156-59-2	54400	NULL	UG/L
LC34-DPT0655-048.0-20181012	GW	10/12/2018	46	50	TT100818	1,1,2-TRICHLOROTRIFLUOROETHANE	76-13-1	290	U	UG/L
LC34-DPT0655-048.0-20181012	GW	10/12/2018	46	50	TT100818	TRICHLOROETHENE	79-01-6	296000	NULL	UG/L
LC34-DPT0655-053.0-20181012	GW	10/12/2018	51	55	TT100818	CIS-1,2-DICHLOROETHENE	156-59-2	22800	NULL	UG/L
LC34-DPT0655-058.0-20181012	GW	10/12/2018	56	60	TT100818	1,1,2-TRICHLOROTRIFLUOROETHANE	76-13-1	3	U	UG/L
LC34-DPT0655-058.0-20181012	GW	10/12/2018	56	60	TT100818	TRICHLOROETHENE	79-01-6	14	NULL	UG/L
LC34-DPT0655-063.0-20181012	GW	10/12/2018	61	65	TT100818	CIS-1,2-DICHLOROETHENE	156-59-2	18	NULL	UG/L
LC34-DPT0655-068.0-20181012	GW	10/12/2018	66	70	TT100818	1,1,2-TRICHLOROTRIFLUOROETHANE	76-13-1	1	U	UG/L
LC34-DPT0655-068.0-20181012	GW	10/12/2018	66	70	TT100818	TRICHLOROETHENE	79-01-6	21	NULL	UG/L
LC34-DPT0655-073.0-20181012	GW	10/12/2018	71	75	TT100818	CIS-1,2-DICHLOROETHENE	156-59-2	95	NULL	UG/L
LC34-DPT0655-078.0-20181012	GW	10/12/2018	76	80	TT100818	1,1,2-TRICHLOROTRIFLUOROETHANE	76-13-1	3	U	UG/L
LC34-DPT0655-078.0-20181012	GW	10/12/2018	76	80	TT100818	TRICHLOROETHENE	79-01-6	41	NULL	UG/L
LC34-DPT0655-083.0-20181015	GW	10/15/2018	81	85	TT100818	CIS-1,2-DICHLOROETHENE	156-59-2	120	NULL	UG/L
LC34-DPT0655-083.0-20181015-D	GW	10/15/2018	81	85	TT100818	1,1,2-TRICHLOROTRIFLUOROETHANE	76-13-1	2	U	UG/L
LC34-DPT0655-083.0-20181015-D	GW	10/15/2018	81	85	TT100818	TRICHLOROETHENE	79-01-6	130	NULL	UG/L
LC34-DPT0655-088.0-20181015	GW	10/15/2018	86	90	TT100818	CIS-1,2-DICHLOROETHENE	156-59-2	23	NULL	UG/L
LC34-DPT0655-093.0-20181015	GW	10/15/2018	91	95	TT100818	1,1,2-TRICHLOROTRIFLUOROETHANE	76-13-1	5	U	UG/L
LC34-DPT0655-093.0-20181015	GW	10/15/2018	91	95	TT100818	TRICHLOROETHENE	79-01-6	780	NULL	UG/L
LC34-DPT0655-098.0-20181015	GW	10/15/2018	96	100	TT100818	CIS-1,2-DICHLOROETHENE	156-59-2	10	NULL	UG/L
LC34-DPT0656-008.0-20181015	GW	10/15/2018	6	10	TT100818	1,1,2-TRICHLOROTRIFLUOROETHANE	76-13-1	1	U	UG/L
LC34-DPT0656-008.0-20181015	GW	10/15/2018	6	10	TT100818	TRICHLOROETHENE	79-01-6	16	NULL	UG/L
LC34-DPT0656-013.0-20181015	GW	10/15/2018	11	15	TT100818	CIS-1,2-DICHLOROETHENE	156-59-2	8	NULL	UG/L
LC34-DPT0653-028.0-20181010	GW	10/10/2018	26	30	TT100818	TRANS-1,2-DICHLOROETHENE	156-60-5	54	NULL	UG/L
LC34-DPT0653-033.0-20181010	GW	10/10/2018	31	35	TT100818	1,1-DICHLOROETHENE	75-35-4	3	U	UG/L
LC34-DPT0653-033.0-20181010	GW	10/10/2018	31	35	TT100818	VINYL CHLORIDE	75-01-4	140	NULL	UG/L
LC34-DPT0653-038.0-20181010	GW	10/10/2018	36	40	TT100818	TRANS-1,2-DICHLOROETHENE	156-60-5	1400	NULL	UG/L
LC34-DPT0653-043.0-20181010	GW	10/10/2018	41	45	TT100818	1,1-DICHLOROETHENE	75-35-4	1000	U	UG/L
LC34-DPT0653-043.0-20181010	GW	10/10/2018	41	45	TT100818	VINYL CHLORIDE	75-01-4	4000	NULL	UG/L
LC34-DPT0653-048.0-20181010	GW	10/10/2018	46	50	TT100818	TRANS-1,2-DICHLOROETHENE	156-60-5	1000	U	UG/L
LC34-DPT0653-053.0-20181010	GW	10/10/2018	51	55	TT100818	1,1-DICHLOROETHENE	75-35-4	20	U	UG/L
LC34-DPT0653-053.0-20181010	GW	10/10/2018	51	55	TT100818	VINYL CHLORIDE	75-01-4	20	U	UG/L
LC34-DPT0653-058.0-20181010	GW	10/10/2018	56	60	TT100818	TRANS-1,2-DICHLOROETHENE	156-60-5	20	U	UG/L

Sample	Matrix	Sample Date	Top Depth	Bottom Depth	SDG	Parameter	CAS	Lab Result	Lab Qualifier	Units
LC34-DPT0653-063.0-20181010	GW	10/10/2018	61	65	TT100818	1,1-DICHLOROETHENE	75-35-4	10	U	UG/L
LC34-DPT0653-063.0-20181010	GW	10/10/2018	61	65	TT100818	VINYL CHLORIDE	75-01-4	10	U	UG/L
LC34-DPT0653-068.0-20181010	GW	10/10/2018	66	70	TT100818	TRANS-1,2-DICHLOROETHENE	156-60-5	1	U	UG/L
LC34-DPT0653-073.0-20181010	GW	10/10/2018	71	75	TT100818	1,1-DICHLOROETHENE	75-35-4	1	U	UG/L
LC34-DPT0653-073.0-20181010	GW	10/10/2018	71	75	TT100818	VINYL CHLORIDE	75-01-4	2	NULL	UG/L
LC34-DPT0653-078.0-20181010	GW	10/10/2018	76	80	TT100818	TRANS-1,2-DICHLOROETHENE	156-60-5	2	NULL	UG/L
LC34-DPT0653-083.0-20181010	GW	10/10/2018	81	85	TT100818	1,1-DICHLOROETHENE	75-35-4	3	U	UG/L
LC34-DPT0653-083.0-20181010	GW	10/10/2018	81	85	TT100818	VINYL CHLORIDE	75-01-4	3	U	UG/L
LC34-DPT0657-013.0-20181017	GW	10/17/2018	11	15	TT100818	VINYL CHLORIDE	75-01-4	170	NULL	UG/L
LC34-DPT0657-013.0-20181017-D	GW	10/17/2018	11	15	TT100818	TRANS-1,2-DICHLOROETHENE	156-60-5	1	U	UG/L
LC34-DPT0657-018.0-20181017	GW	10/17/2018	16	20	TT100818	1,1-DICHLOROETHENE	75-35-4	3	U	UG/L
LC34-DPT0657-018.0-20181017	GW	10/17/2018	16	20	TT100818	VINYL CHLORIDE	75-01-4	92	NULL	UG/L
LC34-DPT0657-023.0-20181017	GW	10/17/2018	21	25	TT100818	TRANS-1,2-DICHLOROETHENE	156-60-5	2	U	UG/L
LC34-DPT0657-028.0-20181017	GW	10/17/2018	26	30	TT100818	1,1-DICHLOROETHENE	75-35-4	1	U	UG/L
LC34-DPT0657-028.0-20181017	GW	10/17/2018	26	30	TT100818	VINYL CHLORIDE	75-01-4	14	NULL	UG/L
LC34-DPT0657-033.0-20181017	GW	10/17/2018	31	35	TT100818	TRANS-1,2-DICHLOROETHENE	156-60-5	1	U	UG/L
LC34-DPT0657-038.0-20181017	GW	10/17/2018	36	40	TT100818	1,1-DICHLOROETHENE	75-35-4	1	U	UG/L
LC34-DPT0657-038.0-20181017	GW	10/17/2018	36	40	TT100818	VINYL CHLORIDE	75-01-4	2	NULL	UG/L
LC34-DPT0657-043.0-20181017	GW	10/17/2018	41	45	TT100818	TRANS-1,2-DICHLOROETHENE	156-60-5	920	NULL	UG/L
LC34-DPT0657-048.0-20181017	GW	10/17/2018	46	50	TT100818	1,1-DICHLOROETHENE	75-35-4	3	U	UG/L
LC34-DPT0657-048.0-20181017	GW	10/17/2018	46	50	TT100818	VINYL CHLORIDE	75-01-4	18	NULL	UG/L
LC34-DPT0657-053.0-20181017	GW	10/17/2018	51	55	TT100818	TRANS-1,2-DICHLOROETHENE	156-60-5	10000	U	UG/L
LC34-DPT0657-058.0-20181017	GW	10/17/2018	56	60	TT100818	1,1-DICHLOROETHENE	75-35-4	5000	U	UG/L
LC34-DPT0657-058.0-20181017	GW	10/17/2018	56	60	TT100818	VINYL CHLORIDE	75-01-4	5000	U	UG/L
LC34-DPT0657-063.0-20181017	GW	10/17/2018	61	65	TT100818	TRANS-1,2-DICHLOROETHENE	156-60-5	290	U	UG/L
LC34-DPT0657-068.0-20181017	GW	10/17/2018	66	70	TT100818	1,1-DICHLOROETHENE	75-35-4	100	U	UG/L
LC34-DPT0657-068.0-20181017	GW	10/17/2018	66	70	TT100818	VINYL CHLORIDE	75-01-4	1600	NULL	UG/L
LC34-DPT0657-073.0-20181017	GW	10/17/2018	71	75	TT100818	TRANS-1,2-DICHLOROETHENE	156-60-5	52	NULL	UG/L
LC34-DPT0657-078.0-20181017	GW	10/17/2018	76	80	TT100818	1,1-DICHLOROETHENE	75-35-4	10000	U	UG/L
LC34-DPT0657-078.0-20181017	GW	10/17/2018	76	80	TT100818	VINYL CHLORIDE	75-01-4	10000	U	UG/L
LC34-DPT0657-083.0-20181017	GW	10/17/2018	81	85	TT100818	TRANS-1,2-DICHLOROETHENE	156-60-5	290	U	UG/L
LC34-DPT0657-083.0-20181017-D	GW	10/17/2018	81	85	TT100818	1,1-DICHLOROETHENE	75-35-4	20	U	UG/L
LC34-DPT0657-083.0-20181017-D	GW	10/17/2018	81	85	TT100818	VINYL CHLORIDE	75-01-4	20	U	UG/L
LC34-DPT0657-088.0-20181018	GW	10/18/2018	86	90	TT100818	TRANS-1,2-DICHLOROETHENE	156-60-5	100	U	UG/L
LC34-DPT0657-093.0-20181018	GW	10/18/2018	91	95	TT100818	1,1-DICHLOROETHENE	75-35-4	10	U	UG/L
LC34-DPT0657-093.0-20181018	GW	10/18/2018	91	95	TT100818	VINYL CHLORIDE	75-01-4	10	U	UG/L
LC34-DPT0657-098.0-20181018	GW	10/18/2018	96	100	TT100818	TRANS-1,2-DICHLOROETHENE	156-60-5	40	U	UG/L
LC34-DPT0658-008.0-20181018	GW	10/18/2018	6	10	TT100818	1,1-DICHLOROETHENE	75-35-4	1	U	UG/L
LC34-DPT0658-008.0-20181018	GW	10/18/2018	6	10	TT100818	VINYL CHLORIDE	75-01-4	4	NULL	UG/L
LC34-DPT0658-013.0-20181018	GW	10/18/2018	11	15	TT100818	TRANS-1,2-DICHLOROETHENE	156-60-5	1	U	UG/L

Sample	Matrix	Sample Date	Top Depth	Bottom Depth	SDG	Parameter	CAS	Lab Result	Lab Qualifier	Units
LC34-DPT0658-018.0-20181018	GW	10/18/2018	16	20	TT100818	1,1-DICHLOROETHENE	75-35-4	1	U	UG/L
LC34-DPT0658-018.0-20181018	GW	10/18/2018	16	20	TT100818	VINYL CHLORIDE	75-01-4	240	NULL	UG/L
LC34-DPT0658-023.0-20181018	GW	10/18/2018	21	25	TT100818	TRANS-1,2-DICHLOROETHENE	156-60-5	11	NULL	UG/L
LC34-DPT0658-028.0-20181018	GW	10/18/2018	26	30	TT100818	1,1-DICHLOROETHENE	75-35-4	1	U	UG/L
LC34-DPT0658-028.0-20181018	GW	10/18/2018	26	30	TT100818	VINYL CHLORIDE	75-01-4	110	NULL	UG/L
LC34-DPT0658-033.0-20181018	GW	10/18/2018	31	35	TT100818	TRANS-1,2-DICHLOROETHENE	156-60-5	520	NULL	UG/L
LC34-DPT0658-038.0-20181018	GW	10/18/2018	36	40	TT100818	1,1-DICHLOROETHENE	75-35-4	290	U	UG/L
LC34-DPT0658-038.0-20181018	GW	10/18/2018	36	40	TT100818	VINYL CHLORIDE	75-01-4	18000	NULL	UG/L
LC34-DPT0658-043.0-20181018	GW	10/18/2018	41	45	TT100818	TRANS-1,2-DICHLOROETHENE	156-60-5	20	U	UG/L
LC34-DPT0658-048.0-20181018	GW	10/18/2018	46	50	TT100818	1,1-DICHLOROETHENE	75-35-4	3	U	UG/L
LC34-DPT0658-048.0-20181018	GW	10/18/2018	46	50	TT100818	VINYL CHLORIDE	75-01-4	3	U	UG/L
LC34-DPT0658-053.0-20181018	GW	10/18/2018	51	55	TT100818	TRANS-1,2-DICHLOROETHENE	156-60-5	2	U	UG/L
LC34-DPT0658-058.0-20181018	GW	10/18/2018	56	60	TT100818	1,1-DICHLOROETHENE	75-35-4	1	U	UG/L
LC34-DPT0658-058.0-20181018	GW	10/18/2018	56	60	TT100818	VINYL CHLORIDE	75-01-4	15	NULL	UG/L
LC34-DPT0658-063.0-20181018	GW	10/18/2018	61	65	TT100818	TRANS-1,2-DICHLOROETHENE	156-60-5	1	U	UG/L
LC34-DPT0658-068.0-20181018	GW	10/18/2018	66	70	TT100818	1,1-DICHLOROETHENE	75-35-4	1	U	UG/L
LC34-DPT0658-068.0-20181018	GW	10/18/2018	66	70	TT100818	VINYL CHLORIDE	75-01-4	1	U	UG/L
LC34-DPT0658-073.0-20181018	GW	10/18/2018	71	75	TT100818	TRANS-1,2-DICHLOROETHENE	156-60-5	3	NULL	UG/L
LC34-DPT0658-078.0-20181018	GW	10/18/2018	76	80	TT100818	1,1-DICHLOROETHENE	75-35-4	2	NULL	UG/L
LC34-DPT0658-078.0-20181018	GW	10/18/2018	76	80	TT100818	VINYL CHLORIDE	75-01-4	8	NULL	UG/L
LC34-DPT0658-083.0-20181019	GW	10/19/2018	81	85	TT100818	TRANS-1,2-DICHLOROETHENE	156-60-5	1	U	UG/L
LC34-DPT0658-088.0-20181019	GW	10/19/2018	86	90	TT100818	1,1-DICHLOROETHENE	75-35-4	1	U	UG/L
LC34-DPT0658-088.0-20181019	GW	10/19/2018	86	90	TT100818	VINYL CHLORIDE	75-01-4	1	NULL	UG/L
LC34-DPT0658-093.0-20181019	GW	10/19/2018	91	95	TT100818	TRANS-1,2-DICHLOROETHENE	156-60-5	1	U	UG/L
LC34-DPT0658-093.0-20181019-D	GW	10/19/2018	91	95	TT100818	1,1-DICHLOROETHENE	75-35-4	1	U	UG/L
LC34-DPT0658-093.0-20181019-D	GW	10/19/2018	91	95	TT100818	VINYL CHLORIDE	75-01-4	4	NULL	UG/L
LC34-DPT0658-098.0-20181019	GW	10/19/2018	96	100	TT100818	TRANS-1,2-DICHLOROETHENE	156-60-5	1	U	UG/L
LC34-DPT0659-008.0-20181018	GW	10/19/2018	6	10	TT100818	1,1-DICHLOROETHENE	75-35-4	1	U	UG/L
LC34-DPT0659-008.0-20181018	GW	10/19/2018	6	10	TT100818	VINYL CHLORIDE	75-01-4	1	U	UG/L
LC34-DPT0659-013.0-20181018	GW	10/19/2018	11	15	TT100818	TRANS-1,2-DICHLOROETHENE	156-60-5	1	U	UG/L
LC34-DPT0659-018.0-20181018	GW	10/19/2018	16	20	TT100818	1,1-DICHLOROETHENE	75-35-4	3	U	UG/L
LC34-DPT0659-018.0-20181018	GW	10/19/2018	16	20	TT100818	VINYL CHLORIDE	75-01-4	160	NULL	UG/L
LC34-DPT0659-023.0-20181019	GW	10/19/2018	21	25	TT100818	TRANS-1,2-DICHLOROETHENE	156-60-5	41	NULL	UG/L
LC34-DPT0659-028.0-20181019	GW	10/19/2018	26	30	TT100818	1,1-DICHLOROETHENE	75-35-4	50	U	UG/L
LC34-DPT0659-028.0-20181019	GW	10/19/2018	26	30	TT100818	VINYL CHLORIDE	75-01-4	7900	NULL	UG/L
LC34-DPT0659-033.0-20181019	GW	10/19/2018	31	35	TT100818	TRANS-1,2-DICHLOROETHENE	156-60-5	460	NULL	UG/L
LC34-DPT0659-038.0-20181019	GW	10/19/2018	36	40	TT100818	1,1-DICHLOROETHENE	75-35-4	40	U	UG/L
LC34-DPT0659-038.0-20181019	GW	10/19/2018	36	40	TT100818	VINYL CHLORIDE	75-01-4	8200	NULL	UG/L
LC34-DPT0659-043.0-20181019	GW	10/19/2018	41	45	TT100818	TRANS-1,2-DICHLOROETHENE	156-60-5	13	NULL	UG/L
LC34-DPT0659-048.0-20181019	GW	10/19/2018	46	50	TT100818	1,1-DICHLOROETHENE	75-35-4	1	U	UG/L

Sample	Matrix	Sample Date	Top Depth	Bottom Depth	SDG	Parameter	CAS	Lab Result	Lab Qualifier	Units
LC34-DPT0659-048.0-20181019	GW	10/19/2018	46	50	TT100818	VINYL CHLORIDE	75-01-4	1	U	UG/L
LC34-DPT0653-088.0-20181010	GW	10/10/2018	86	90	TT100818	TRANS-1,2-DICHLOROETHENE	156-60-5	3	U	UG/L
LC34-DPT0653-093.0-20181010	GW	10/10/2018	91	95	TT100818	1,1-DICHLOROETHENE	75-35-4	1	U	UG/L
LC34-DPT0653-093.0-20181010	GW	10/10/2018	91	95	TT100818	VINYL CHLORIDE	75-01-4	43	NULL	UG/L
LC34-DPT0653-098.0-20181010	GW	10/10/2018	96	100	TT100818	TRANS-1,2-DICHLOROETHENE	156-60-5	3	U	UG/L
LC34-DPT0654-008.0-20181011	GW	10/11/2018	6	10	TT100818	1,1-DICHLOROETHENE	75-35-4	1	U	UG/L
LC34-DPT0654-008.0-20181011	GW	10/11/2018	6	10	TT100818	VINYL CHLORIDE	75-01-4	1	U	UG/L
LC34-DPT0654-013.0-20181011	GW	10/11/2018	11	15	TT100818	TRANS-1,2-DICHLOROETHENE	156-60-5	1	U	UG/L
LC34-DPT0654-018.0-20181011	GW	10/11/2018	16	20	TT100818	1,1-DICHLOROETHENE	75-35-4	1	NULL	UG/L
LC34-DPT0654-018.0-20181011	GW	10/11/2018	16	20	TT100818	VINYL CHLORIDE	75-01-4	66	NULL	UG/L
LC34-DPT0654-023.0-20181011	GW	10/11/2018	21	25	TT100818	TRANS-1,2-DICHLOROETHENE	156-60-5	2600	NULL	UG/L
LC34-DPT0654-028.0-20181011	GW	10/11/2018	26	30	TT100818	1,1-DICHLOROETHENE	75-35-4	290	U	UG/L
LC34-DPT0654-028.0-20181011	GW	10/11/2018	26	30	TT100818	VINYL CHLORIDE	75-01-4	1400	NULL	UG/L
LC34-DPT0654-033.0-20181011	GW	10/11/2018	31	35	TT100818	TRANS-1,2-DICHLOROETHENE	156-60-5	4900	NULL	UG/L
LC34-DPT0654-038.0-20181011	GW	10/11/2018	36	40	TT100818	1,1-DICHLOROETHENE	75-35-4	3300	U	UG/L
LC34-DPT0654-038.0-20181011	GW	10/11/2018	36	40	TT100818	VINYL CHLORIDE	75-01-4	8200	NULL	UG/L
LC34-DPT0654-043.0-20181011	GW	10/11/2018	41	45	TT100818	TRANS-1,2-DICHLOROETHENE	156-60-5	290	U	UG/L
LC34-DPT0654-048.0-20181011	GW	10/11/2018	46	50	TT100818	1,1-DICHLOROETHENE	75-35-4	100	U	UG/L
LC34-DPT0654-048.0-20181011	GW	10/11/2018	46	50	TT100818	VINYL CHLORIDE	75-01-4	100	U	UG/L
LC34-DPT0654-053.0-20181011	GW	10/11/2018	51	55	TT100818	TRANS-1,2-DICHLOROETHENE	156-60-5	10	U	UG/L
LC34-DPT0651-053.0-20181008	GW	10/8/2018	51	55	TT100818	CIS-1,2-DICHLOROETHENE	156-59-2	67200	NULL	UG/L
LC34-DPT0651-053.0-20181008-D	GW	10/8/2018	51	55	TT100818	1,1,2-TRICHLOROTRIFLUOROETHANE	76-13-1	5000	U	UG/L
LC34-DPT0651-053.0-20181008-D	GW	10/8/2018	51	55	TT100818	TRICHLOROETHENE	79-01-6	261000	NULL	UG/L
LC34-DPT0651-058.0-20181008	GW	10/8/2018	56	60	TT100818	CIS-1,2-DICHLOROETHENE	156-59-2	66600	NULL	UG/L
LC34-DPT0651-063.0-20181008	GW	10/8/2018	61	65	TT100818	1,1,2-TRICHLOROTRIFLUOROETHANE	76-13-1	5000	U	UG/L
LC34-DPT0651-063.0-20181008	GW	10/8/2018	61	65	TT100818	TRICHLOROETHENE	79-01-6	701000	NULL	UG/L
LC34-DPT0651-068.0-20181008	GW	10/8/2018	66	70	TT100818	CIS-1,2-DICHLOROETHENE	156-59-2	3300	U	UG/L
LC34-DPT0651-073.0-20181008	GW	10/8/2018	71	75	TT100818	1,1,2-TRICHLOROTRIFLUOROETHANE	76-13-1	380	NULL	UG/L
LC34-DPT0651-073.0-20181008	GW	10/8/2018	71	75	TT100818	TRICHLOROETHENE	79-01-6	42500	NULL	UG/L
LC34-DPT0651-078.0-20181008	GW	10/8/2018	76	80	TT100818	CIS-1,2-DICHLOROETHENE	156-59-2	8700	NULL	UG/L
LC34-DPT0651-083.0-20181008	GW	10/8/2018	81	85	TT100818	1,1,2-TRICHLOROTRIFLUOROETHANE	76-13-1	1000	U	UG/L
LC34-DPT0651-083.0-20181008	GW	10/8/2018	81	85	TT100818	TRICHLOROETHENE	79-01-6	20500	NULL	UG/L
LC34-DPT0651-088.0-20181008	GW	10/8/2018	86	90	TT100818	CIS-1,2-DICHLOROETHENE	156-59-2	5400	NULL	UG/L
LC34-DPT0651-093.0-20181008	GW	10/8/2018	91	95	TT100818	1,1,2-TRICHLOROTRIFLUOROETHANE	76-13-1	290	U	UG/L
LC34-DPT0651-093.0-20181008	GW	10/8/2018	91	95	TT100818	TRICHLOROETHENE	79-01-6	200000	NULL	UG/L
LC34-DPT0651-098.0-20181008	GW	10/8/2018	96	100	TT100818	CIS-1,2-DICHLOROETHENE	156-59-2	290	U	UG/L
LC34-DPT0652-008.0-20181009	GW	10/9/2018	6	10	TT100818	1,1,2-TRICHLOROTRIFLUOROETHANE	76-13-1	1	U	UG/L
LC34-DPT0652-008.0-20181009	GW	10/9/2018	6	10	TT100818	TRICHLOROETHENE	79-01-6	1	NULL	UG/L
LC34-DPT0652-013.0-20181009	GW	10/9/2018	11	15	TT100818	CIS-1,2-DICHLOROETHENE	156-59-2	4	NULL	UG/L
LC34-DPT0652-018.0-20181009	GW	10/9/2018	16	20	TT100818	1,1,2-TRICHLOROTRIFLUOROETHANE	76-13-1	1	U	UG/L

Sample	Matrix	Sample Date	Top Depth	Bottom Depth	SDG	Parameter	CAS	Lab Result	Lab Qualifier	Units
LC34-DPT0652-018.0-20181009	GW	10/9/2018	16	20	TT100818	TRICHLOROETHENE	79-01-6	13	NULL	UG/L
LC34-DPT0652-018.0-20181009-D	GW	10/9/2018	16	20	TT100818	CIS-1,2-DICHLOROETHENE	156-59-2	11	NULL	UG/L
LC34-DPT0652-023.0-20181009	GW	10/9/2018	21	25	TT100818	1,1,2-TRICHLOROTRIFLUOROETHANE	76-13-1	1	U	UG/L
LC34-DPT0652-023.0-20181009	GW	10/9/2018	21	25	TT100818	TRICHLOROETHENE	79-01-6	100	NULL	UG/L
LC34-DPT0652-028.0-20181009	GW	10/9/2018	26	30	TT100818	CIS-1,2-DICHLOROETHENE	156-59-2	90	NULL	UG/L
LC34-DPT0652-033.0-20181009	GW	10/9/2018	31	35	TT100818	1,1,2-TRICHLOROTRIFLUOROETHANE	76-13-1	20	U	UG/L
LC34-DPT0652-033.0-20181009	GW	10/9/2018	31	35	TT100818	TRICHLOROETHENE	79-01-6	360	NULL	UG/L
LC34-DPT0652-038.0-20181009	GW	10/9/2018	36	40	TT100818	CIS-1,2-DICHLOROETHENE	156-59-2	11700	NULL	UG/L
LC34-DPT0652-043.0-20181009	GW	10/9/2018	41	45	TT100818	1,1,2-TRICHLOROTRIFLUOROETHANE	76-13-1	290	U	UG/L
LC34-DPT0652-043.0-20181009	GW	10/9/2018	41	45	TT100818	TRICHLOROETHENE	79-01-6	1800	NULL	UG/L
LC34-DPT0652-048.0-20181009	GW	10/9/2018	46	50	TT100818	CIS-1,2-DICHLOROETHENE	156-59-2	16000	NULL	UG/L
LC34-DPT0652-053.0-20181009	GW	10/9/2018	51	55	TT100818	1,1,2-TRICHLOROTRIFLUOROETHANE	76-13-1	3300	U	UG/L
LC34-DPT0652-053.0-20181009	GW	10/9/2018	51	55	TT100818	TRICHLOROETHENE	79-01-6	942000	NULL	UG/L
LC34-DPT0652-058.0-20181009	GW	10/9/2018	56	60	TT100818	CIS-1,2-DICHLOROETHENE	156-59-2	54500	NULL	UG/L
LC34-DPT0652-063.0-20181009	GW	10/9/2018	61	65	TT100818	1,1,2-TRICHLOROTRIFLUOROETHANE	76-13-1	290	U	UG/L
LC34-DPT0652-063.0-20181009	GW	10/9/2018	61	65	TT100818	TRICHLOROETHENE	79-01-6	21100	NULL	UG/L
LC34-DPT0652-068.0-20181009	GW	10/9/2018	66	70	TT100818	CIS-1,2-DICHLOROETHENE	156-59-2	100	U	UG/L
LC34-DPT0652-073.0-20181009	GW	10/9/2018	71	75	TT100818	1,1,2-TRICHLOROTRIFLUOROETHANE	76-13-1	40	U	UG/L
LC34-DPT0652-073.0-20181009	GW	10/9/2018	71	75	TT100818	TRICHLOROETHENE	79-01-6	21400	NULL	UG/L
LC34-DPT0652-078.0-20181009	GW	10/9/2018	76	80	TT100818	CIS-1,2-DICHLOROETHENE	156-59-2	60	NULL	UG/L
LC34-DPT0652-083.0-20181009	GW	10/9/2018	81	85	TT100818	1,1,2-TRICHLOROTRIFLUOROETHANE	76-13-1	20	U	UG/L
LC34-DPT0652-083.0-20181009	GW	10/9/2018	81	85	TT100818	TRICHLOROETHENE	79-01-6	6300	NULL	UG/L
LC34-DPT0652-088.0-20181009	GW	10/9/2018	86	90	TT100818	CIS-1,2-DICHLOROETHENE	156-59-2	140	NULL	UG/L
LC34-DPT0652-093.0-20181009	GW	10/9/2018	91	95	TT100818	1,1,2-TRICHLOROTRIFLUOROETHANE	76-13-1	40	U	UG/L
LC34-DPT0652-093.0-20181009	GW	10/9/2018	91	95	TT100818	TRICHLOROETHENE	79-01-6	1900	NULL	UG/L
LC34-DPT0652-098.0-20181009	GW	10/9/2018	96	100	TT100818	CIS-1,2-DICHLOROETHENE	156-59-2	93	NULL	UG/L
LC34-DPT0653-008.0-20181010	GW	10/10/2018	6	10	TT100818	1,1,2-TRICHLOROTRIFLUOROETHANE	76-13-1	1	U	UG/L
LC34-DPT0653-008.0-20181010	GW	10/10/2018	6	10	TT100818	TRICHLOROETHENE	79-01-6	1	U	UG/L
LC34-DPT0653-013.0-20181010	GW	10/10/2018	11	15	TT100818	CIS-1,2-DICHLOROETHENE	156-59-2	1	NULL	UG/L
LC34-DPT0653-018.0-20181010	GW	10/10/2018	16	20	TT100818	1,1,2-TRICHLOROTRIFLUOROETHANE	76-13-1	1	U	UG/L
LC34-DPT0653-018.0-20181010	GW	10/10/2018	16	20	TT100818	TRICHLOROETHENE	79-01-6	2	NULL	UG/L
LC34-DPT0653-023.0-20181010	GW	10/10/2018	21	25	TT100818	CIS-1,2-DICHLOROETHENE	156-59-2	4	NULL	UG/L
LC34-DPT0653-023.0-20181010-D	GW	10/10/2018	21	25	TT100818	1,1,2-TRICHLOROTRIFLUOROETHANE	76-13-1	1	U	UG/L
LC34-DPT0653-023.0-20181010-D	GW	10/10/2018	21	25	TT100818	TRICHLOROETHENE	79-01-6	2	NULL	UG/L
LC34-DPT0653-028.0-20181010	GW	10/10/2018	26	30	TT100818	CIS-1,2-DICHLOROETHENE	156-59-2	4	NULL	UG/L
LC34-DPT0653-033.0-20181010	GW	10/10/2018	31	35	TT100818	1,1,2-TRICHLOROTRIFLUOROETHANE	76-13-1	3	U	UG/L
LC34-DPT0653-033.0-20181010	GW	10/10/2018	31	35	TT100818	TRICHLOROETHENE	79-01-6	4	NULL	UG/L
LC34-DPT0653-038.0-20181010	GW	10/10/2018	36	40	TT100818	CIS-1,2-DICHLOROETHENE	156-59-2	4100	NULL	UG/L
LC34-DPT0653-043.0-20181010	GW	10/10/2018	41	45	TT100818	1,1,2-TRICHLOROTRIFLUOROETHANE	76-13-1	1000	U	UG/L
LC34-DPT0653-043.0-20181010	GW	10/10/2018	41	45	TT100818	TRICHLOROETHENE	79-01-6	28700	NULL	UG/L

Sample	Matrix	Sample Date	Top Depth	Bottom Depth	SDG	Parameter	CAS	Lab Result	Lab Qualifier	Units
LC34-DPT0653-048.0-20181010	GW	10/10/2018	46	50	TT100818	CIS-1,2-DICHLOROETHENE	156-59-2	19600	NULL	UG/L
LC34-DPT0653-053.0-20181010	GW	10/10/2018	51	55	TT100818	1,1,2-TRICHLOROTRIFLUOROETHANE	76-13-1	20	U	UG/L
LC34-DPT0653-053.0-20181010	GW	10/10/2018	51	55	TT100818	TRICHLOROETHENE	79-01-6	75	NULL	UG/L
LC34-DPT0653-058.0-20181010	GW	10/10/2018	56	60	TT100818	CIS-1,2-DICHLOROETHENE	156-59-2	470	NULL	UG/L
LC34-DPT0653-063.0-20181010	GW	10/10/2018	61	65	TT100818	1,1,2-TRICHLOROTRIFLUOROETHANE	76-13-1	10	U	UG/L
LC34-DPT0653-063.0-20181010	GW	10/10/2018	61	65	TT100818	TRICHLOROETHENE	79-01-6	120	NULL	UG/L
LC34-DPT0653-068.0-20181010	GW	10/10/2018	66	70	TT100818	CIS-1,2-DICHLOROETHENE	156-59-2	17	NULL	UG/L
LC34-DPT0653-073.0-20181010	GW	10/10/2018	71	75	TT100818	1,1,2-TRICHLOROTRIFLUOROETHANE	76-13-1	1	U	UG/L
LC34-DPT0653-073.0-20181010	GW	10/10/2018	71	75	TT100818	TRICHLOROETHENE	79-01-6	37	NULL	UG/L
LC34-DPT0653-078.0-20181010	GW	10/10/2018	76	80	TT100818	CIS-1,2-DICHLOROETHENE	156-59-2	99	NULL	UG/L
LC34-DPT0657-013.0-20181017	GW	10/17/2018	11	15	TT100818	TRICHLOROETHENE	79-01-6	1	U	UG/L
LC34-DPT0657-013.0-20181017-D	GW	10/17/2018	11	15	TT100818	CIS-1,2-DICHLOROETHENE	156-59-2	18	NULL	UG/L
LC34-DPT0657-018.0-20181017	GW	10/17/2018	16	20	TT100818	1,1,2-TRICHLOROTRIFLUOROETHANE	76-13-1	3	U	UG/L
LC34-DPT0657-018.0-20181017	GW	10/17/2018	16	20	TT100818	TRICHLOROETHENE	79-01-6	3	U	UG/L
LC34-DPT0657-023.0-20181017	GW	10/17/2018	21	25	TT100818	CIS-1,2-DICHLOROETHENE	156-59-2	6	NULL	UG/L
LC34-DPT0657-028.0-20181017	GW	10/17/2018	26	30	TT100818	1,1,2-TRICHLOROTRIFLUOROETHANE	76-13-1	1	U	UG/L
LC34-DPT0657-028.0-20181017	GW	10/17/2018	26	30	TT100818	TRICHLOROETHENE	79-01-6	1	U	UG/L
LC34-DPT0657-033.0-20181017	GW	10/17/2018	31	35	TT100818	CIS-1,2-DICHLOROETHENE	156-59-2	3	NULL	UG/L
LC34-DPT0657-038.0-20181017	GW	10/17/2018	36	40	TT100818	1,1,2-TRICHLOROTRIFLUOROETHANE	76-13-1	1	U	UG/L
LC34-DPT0657-038.0-20181017	GW	10/17/2018	36	40	TT100818	TRICHLOROETHENE	79-01-6	1	U	UG/L
LC34-DPT0657-043.0-20181017	GW	10/17/2018	41	45	TT100818	CIS-1,2-DICHLOROETHENE	156-59-2	100	U	UG/L
LC34-DPT0657-048.0-20181017	GW	10/17/2018	46	50	TT100818	1,1,2-TRICHLOROTRIFLUOROETHANE	76-13-1	3	U	UG/L
LC34-DPT0657-048.0-20181017	GW	10/17/2018	46	50	TT100818	TRICHLOROETHENE	79-01-6	3	U	UG/L
LC34-DPT0657-053.0-20181017	GW	10/17/2018	51	55	TT100818	CIS-1,2-DICHLOROETHENE	156-59-2	39300	NULL	UG/L
LC34-DPT0657-058.0-20181017	GW	10/17/2018	56	60	TT100818	1,1,2-TRICHLOROTRIFLUOROETHANE	76-13-1	5000	U	UG/L
LC34-DPT0657-058.0-20181017	GW	10/17/2018	56	60	TT100818	TRICHLOROETHENE	79-01-6	902000	NULL	UG/L
LC34-DPT0657-063.0-20181017	GW	10/17/2018	61	65	TT100818	CIS-1,2-DICHLOROETHENE	156-59-2	410	NULL	UG/L
LC34-DPT0657-068.0-20181017	GW	10/17/2018	66	70	TT100818	1,1,2-TRICHLOROTRIFLUOROETHANE	76-13-1	100	U	UG/L
LC34-DPT0657-068.0-20181017	GW	10/17/2018	66	70	TT100818	TRICHLOROETHENE	79-01-6	1800	NULL	UG/L
LC34-DPT0657-073.0-20181017	GW	10/17/2018	71	75	TT100818	CIS-1,2-DICHLOROETHENE	156-59-2	2100	NULL	UG/L
LC34-DPT0657-078.0-20181017	GW	10/17/2018	76	80	TT100818	1,1,2-TRICHLOROTRIFLUOROETHANE	76-13-1	10000	U	UG/L
LC34-DPT0657-078.0-20181017	GW	10/17/2018	76	80	TT100818	TRICHLOROETHENE	79-01-6	3180000	NULL	UG/L
LC34-DPT0657-083.0-20181017	GW	10/17/2018	81	85	TT100818	CIS-1,2-DICHLOROETHENE	156-59-2	550	NULL	UG/L
LC34-DPT0657-083.0-20181017-D	GW	10/17/2018	81	85	TT100818	1,1,2-TRICHLOROTRIFLUOROETHANE	76-13-1	20	U	UG/L
LC34-DPT0657-083.0-20181017-D	GW	10/17/2018	81	85	TT100818	TRICHLOROETHENE	79-01-6	1400	NULL	UG/L
LC34-DPT0657-088.0-20181018	GW	10/18/2018	86	90	TT100818	CIS-1,2-DICHLOROETHENE	156-59-2	100	U	UG/L
LC34-DPT0657-093.0-20181018	GW	10/18/2018	91	95	TT100818	1,1,2-TRICHLOROTRIFLUOROETHANE	76-13-1	10	U	UG/L
LC34-DPT0657-093.0-20181018	GW	10/18/2018	91	95	TT100818	TRICHLOROETHENE	79-01-6	4400	J	UG/L
LC34-DPT0657-098.0-20181018	GW	10/18/2018	96	100	TT100818	CIS-1,2-DICHLOROETHENE	156-59-2	100	NULL	UG/L
LC34-DPT0658-008.0-20181018	GW	10/18/2018	6	10	TT100818	1,1,2-TRICHLOROTRIFLUOROETHANE	76-13-1	1	U	UG/L

Sample	Matrix	Sample Date	Top Depth	Bottom Depth	SDG	Parameter	CAS	Lab Result	Lab Qualifier	Units
LC34-DPT0658-008.0-20181018	GW	10/18/2018	6	10	TT100818	TRICHLOROETHENE	79-01-6	13	NULL	UG/L
LC34-DPT0658-013.0-20181018	GW	10/18/2018	11	15	TT100818	CIS-1,2-DICHLOROETHENE	156-59-2	7	NULL	UG/L
LC34-DPT0658-018.0-20181018	GW	10/18/2018	16	20	TT100818	1,1,2-TRICHLOROTRIFLUOROETHANE	76-13-1	1	U	UG/L
LC34-DPT0658-018.0-20181018	GW	10/18/2018	16	20	TT100818	TRICHLOROETHENE	79-01-6	1	U	UG/L
LC34-DPT0658-023.0-20181018	GW	10/18/2018	21	25	TT100818	CIS-1,2-DICHLOROETHENE	156-59-2	2	NULL	UG/L
LC34-DPT0658-028.0-20181018	GW	10/18/2018	26	30	TT100818	1,1,2-TRICHLOROTRIFLUOROETHANE	76-13-1	1	U	UG/L
LC34-DPT0658-028.0-20181018	GW	10/18/2018	26	30	TT100818	TRICHLOROETHENE	79-01-6	1	U	UG/L
LC34-DPT0658-033.0-20181018	GW	10/18/2018	31	35	TT100818	CIS-1,2-DICHLOROETHENE	156-59-2	45900	NULL	UG/L
LC34-DPT0658-038.0-20181018	GW	10/18/2018	36	40	TT100818	1,1,2-TRICHLOROTRIFLUOROETHANE	76-13-1	290	U	UG/L
LC34-DPT0658-038.0-20181018	GW	10/18/2018	36	40	TT100818	TRICHLOROETHENE	79-01-6	290	U	UG/L
LC34-DPT0658-043.0-20181018	GW	10/18/2018	41	45	TT100818	CIS-1,2-DICHLOROETHENE	156-59-2	250	NULL	UG/L
LC34-DPT0658-048.0-20181018	GW	10/18/2018	46	50	TT100818	1,1,2-TRICHLOROTRIFLUOROETHANE	76-13-1	3	U	UG/L
LC34-DPT0658-048.0-20181018	GW	10/18/2018	46	50	TT100818	TRICHLOROETHENE	79-01-6	1	U	UG/L
LC34-DPT0658-053.0-20181018	GW	10/18/2018	51	55	TT100818	CIS-1,2-DICHLOROETHENE	156-59-2	10	NULL	UG/L
LC34-DPT0658-058.0-20181018	GW	10/18/2018	56	60	TT100818	1,1,2-TRICHLOROTRIFLUOROETHANE	76-13-1	1	U	UG/L
LC34-DPT0658-058.0-20181018	GW	10/18/2018	56	60	TT100818	TRICHLOROETHENE	79-01-6	1	NULL	UG/L
LC34-DPT0658-063.0-20181018	GW	10/18/2018	61	65	TT100818	CIS-1,2-DICHLOROETHENE	156-59-2	3	NULL	UG/L
LC34-DPT0658-068.0-20181018	GW	10/18/2018	66	70	TT100818	1,1,2-TRICHLOROTRIFLUOROETHANE	76-13-1	1	U	UG/L
LC34-DPT0658-068.0-20181018	GW	10/18/2018	66	70	TT100818	TRICHLOROETHENE	79-01-6	1	U	UG/L
LC34-DPT0658-073.0-20181018	GW	10/18/2018	71	75	TT100818	CIS-1,2-DICHLOROETHENE	156-59-2	610	NULL	UG/L
LC34-DPT0658-078.0-20181018	GW	10/18/2018	76	80	TT100818	1,1,2-TRICHLOROTRIFLUOROETHANE	76-13-1	2	U	UG/L
LC34-DPT0658-078.0-20181018	GW	10/18/2018	76	80	TT100818	TRICHLOROETHENE	79-01-6	3	NULL	UG/L
LC34-DPT0658-083.0-20181019	GW	10/19/2018	81	85	TT100818	CIS-1,2-DICHLOROETHENE	156-59-2	13	NULL	UG/L
LC34-DPT0658-088.0-20181019	GW	10/19/2018	86	90	TT100818	1,1,2-TRICHLOROTRIFLUOROETHANE	76-13-1	1	U	UG/L
LC34-DPT0658-088.0-20181019	GW	10/19/2018	86	90	TT100818	TRICHLOROETHENE	79-01-6	1	U	UG/L
LC34-DPT0658-093.0-20181019	GW	10/19/2018	91	95	TT100818	CIS-1,2-DICHLOROETHENE	156-59-2	20	NULL	UG/L
LC34-DPT0658-093.0-20181019-D	GW	10/19/2018	91	95	TT100818	1,1,2-TRICHLOROTRIFLUOROETHANE	76-13-1	1	U	UG/L
LC34-DPT0658-093.0-20181019-D	GW	10/19/2018	91	95	TT100818	TRICHLOROETHENE	79-01-6	1	U	UG/L
LC34-DPT0658-098.0-20181019	GW	10/19/2018	96	100	TT100818	CIS-1,2-DICHLOROETHENE	156-59-2	12	NULL	UG/L
LC34-DPT0659-008.0-20181018	GW	10/19/2018	6	10	TT100818	1,1,2-TRICHLOROTRIFLUOROETHANE	76-13-1	1	U	UG/L
LC34-DPT0659-008.0-20181018	GW	10/19/2018	6	10	TT100818	TRICHLOROETHENE	79-01-6	1	U	UG/L
LC34-DPT0659-013.0-20181018	GW	10/19/2018	11	15	TT100818	CIS-1,2-DICHLOROETHENE	156-59-2	10	NULL	UG/L
LC34-DPT0659-018.0-20181018	GW	10/19/2018	16	20	TT100818	1,1,2-TRICHLOROTRIFLUOROETHANE	76-13-1	3	U	UG/L
LC34-DPT0659-018.0-20181018	GW	10/19/2018	16	20	TT100818	TRICHLOROETHENE	79-01-6	3	U	UG/L
LC34-DPT0659-023.0-20181019	GW	10/19/2018	21	25	TT100818	CIS-1,2-DICHLOROETHENE	156-59-2	1100	NULL	UG/L
LC34-DPT0659-028.0-20181019	GW	10/19/2018	26	30	TT100818	1,1,2-TRICHLOROTRIFLUOROETHANE	76-13-1	50	U	UG/L
LC34-DPT0659-028.0-20181019	GW	10/19/2018	26	30	TT100818	TRICHLOROETHENE	79-01-6	50	U	UG/L
LC34-DPT0659-033.0-20181019	GW	10/19/2018	31	35	TT100818	CIS-1,2-DICHLOROETHENE	156-59-2	5600	NULL	UG/L
LC34-DPT0659-038.0-20181019	GW	10/19/2018	36	40	TT100818	1,1,2-TRICHLOROTRIFLUOROETHANE	76-13-1	40	U	UG/L
LC34-DPT0659-038.0-20181019	GW	10/19/2018	36	40	TT100818	TRICHLOROETHENE	79-01-6	40	U	UG/L

Sample	Matrix	Sample Date	Top Depth	Bottom Depth	SDG	Parameter	CAS	Lab Result	Lab Qualifier	Units
LC34-DPT0659-043.0-20181019	GW	10/19/2018	41	45	TT100818	CIS-1,2-DICHLOROETHENE	156-59-2	2200	NULL	UG/L
LC34-DPT0653-083.0-20181010	GW	10/10/2018	81	85	TT100818	1,1,2-TRICHLOROTRIFLUOROETHANE	76-13-1	3	U	UG/L
LC34-DPT0653-083.0-20181010	GW	10/10/2018	81	85	TT100818	TRICHLOROETHENE	79-01-6	41	NULL	UG/L
LC34-DPT0653-088.0-20181010	GW	10/10/2018	86	90	TT100818	CIS-1,2-DICHLOROETHENE	156-59-2	88	NULL	UG/L
LC34-DPT0653-093.0-20181010	GW	10/10/2018	91	95	TT100818	1,1,2-TRICHLOROTRIFLUOROETHANE	76-13-1	1	U	UG/L
LC34-DPT0653-093.0-20181010	GW	10/10/2018	91	95	TT100818	TRICHLOROETHENE	79-01-6	290	NULL	UG/L
LC34-DPT0653-098.0-20181010	GW	10/10/2018	96	100	TT100818	CIS-1,2-DICHLOROETHENE	156-59-2	17	NULL	UG/L
LC34-DPT0654-008.0-20181011	GW	10/11/2018	6	10	TT100818	1,1,2-TRICHLOROTRIFLUOROETHANE	76-13-1	1	U	UG/L
LC34-DPT0654-008.0-20181011	GW	10/11/2018	6	10	TT100818	TRICHLOROETHENE	79-01-6	1	U	UG/L
LC34-DPT0654-013.0-20181011	GW	10/11/2018	11	15	TT100818	CIS-1,2-DICHLOROETHENE	156-59-2	4	NULL	UG/L
LC34-DPT0654-018.0-20181011	GW	10/11/2018	16	20	TT100818	1,1,2-TRICHLOROTRIFLUOROETHANE	76-13-1	1	U	UG/L
LC34-DPT0654-018.0-20181011	GW	10/11/2018	16	20	TT100818	TRICHLOROETHENE	79-01-6	2	NULL	UG/L
LC34-DPT0654-023.0-20181011	GW	10/11/2018	21	25	TT100818	CIS-1,2-DICHLOROETHENE	156-59-2	37600	NULL	UG/L
LC34-DPT0654-028.0-20181011	GW	10/11/2018	26	30	TT100818	1,1,2-TRICHLOROTRIFLUOROETHANE	76-13-1	290	U	UG/L
LC34-DPT0654-028.0-20181011	GW	10/11/2018	26	30	TT100818	TRICHLOROETHENE	79-01-6	184000	J	UG/L
LC34-DPT0654-033.0-20181011	GW	10/11/2018	31	35	TT100818	CIS-1,2-DICHLOROETHENE	156-59-2	164000	J	UG/L
LC34-DPT0654-038.0-20181011	GW	10/11/2018	36	40	TT100818	1,1,2-TRICHLOROTRIFLUOROETHANE	76-13-1	3300	U	UG/L
LC34-DPT0654-038.0-20181011	GW	10/11/2018	36	40	TT100818	TRICHLOROETHENE	79-01-6	28100	NULL	UG/L
LC34-DPT0654-043.0-20181011	GW	10/11/2018	41	45	TT100818	CIS-1,2-DICHLOROETHENE	156-59-2	7900	NULL	UG/L
LC34-DPT0654-048.0-20181011	GW	10/11/2018	46	50	TT100818	1,1,2-TRICHLOROTRIFLUOROETHANE	76-13-1	100	U	UG/L
LC34-DPT0654-058.0-20181011	GW	10/11/2018	56	60	TT100818	1,1-DICHLOROETHENE	75-35-4	3	U	UG/L
LC34-DPT0654-058.0-20181011	GW	10/11/2018	56	60	TT100818	VINYL CHLORIDE	75-01-4	150	NULL	UG/L
LC34-DPT0654-063.0-20181011	GW	10/11/2018	61	65	TT100818	TRANS-1,2-DICHLOROETHENE	156-60-5	18	NULL	UG/L
LC34-DPT0654-063.0-20181011-D	GW	10/11/2018	61	65	TT100818	1,1-DICHLOROETHENE	75-35-4	3	U	UG/L
LC34-DPT0654-063.0-20181011-D	GW	10/11/2018	61	65	TT100818	VINYL CHLORIDE	75-01-4	590	NULL	UG/L
LC34-DPT0654-068.0-20181011	GW	10/11/2018	66	70	TT100818	TRANS-1,2-DICHLOROETHENE	156-60-5	10	NULL	UG/L
LC34-DPT0654-073.0-20181011	GW	10/11/2018	71	75	TT100818	1,1-DICHLOROETHENE	75-35-4	3	U	UG/L
LC34-DPT0654-073.0-20181011	GW	10/11/2018	71	75	TT100818	VINYL CHLORIDE	75-01-4	5	NULL	UG/L
LC34-DPT0654-078.0-20181011	GW	10/11/2018	76	80	TT100818	TRANS-1,2-DICHLOROETHENE	156-60-5	18	NULL	UG/L
LC34-DPT0654-083.0-20181011	GW	10/11/2018	81	85	TT100818	1,1-DICHLOROETHENE	75-35-4	3	U	UG/L
LC34-DPT0654-083.0-20181011	GW	10/11/2018	81	85	TT100818	VINYL CHLORIDE	75-01-4	3	U	UG/L
LC34-DPT0654-088.0-20181011	GW	10/11/2018	86	90	TT100818	TRANS-1,2-DICHLOROETHENE	156-60-5	32	NULL	UG/L
LC34-DPT0654-093.0-20181011	GW	10/11/2018	91	95	TT100818	1,1-DICHLOROETHENE	75-35-4	7	NULL	UG/L
LC34-DPT0654-093.0-20181011	GW	10/11/2018	91	95	TT100818	VINYL CHLORIDE	75-01-4	110	NULL	UG/L
LC34-DPT0654-098.0-20181011	GW	10/11/2018	96	100	TT100818	TRANS-1,2-DICHLOROETHENE	156-60-5	10	U	UG/L
LC34-DPT0655-008.0-20181012	GW	10/12/2018	6	10	TT100818	1,1-DICHLOROETHENE	75-35-4	1	U	UG/L
LC34-DPT0655-008.0-20181012	GW	10/12/2018	6	10	TT100818	VINYL CHLORIDE	75-01-4	1	U	UG/L
LC34-DPT0655-013.0-20181012	GW	10/12/2018	11	15	TT100818	TRANS-1,2-DICHLOROETHENE	156-60-5	1	U	UG/L
LC34-DPT0655-018.0-20181012	GW	10/12/2018	16	20	TT100818	1,1-DICHLOROETHENE	75-35-4	1	U	UG/L
LC34-DPT0655-018.0-20181012	GW	10/12/2018	16	20	TT100818	VINYL CHLORIDE	75-01-4	13	NULL	UG/L

Sample	Matrix	Sample Date	Top Depth	Bottom Depth	SDG	Parameter	CAS	Lab Result	Lab Qualifier	Units
LC34-DPT0655-018.0-20181012-D	GW	10/12/2018	16	20	TT100818	TRANS-1,2-DICHLOROETHENE	156-60-5	1	U	UG/L
LC34-DPT0655-023.0-20181012	GW	10/12/2018	21	25	TT100818	1,1-DICHLOROETHENE	75-35-4	1	U	UG/L
LC34-DPT0655-023.0-20181012	GW	10/12/2018	21	25	TT100818	VINYL CHLORIDE	75-01-4	93	NULL	UG/L
LC34-DPT0655-028.0-20181012	GW	10/12/2018	26	30	TT100818	TRANS-1,2-DICHLOROETHENE	156-60-5	55	NULL	UG/L
LC34-DPT0655-033.0-20181012	GW	10/12/2018	31	35	TT100818	1,1-DICHLOROETHENE	75-35-4	20	U	UG/L
LC34-DPT0655-033.0-20181012	GW	10/12/2018	31	35	TT100818	VINYL CHLORIDE	75-01-4	2300	NULL	UG/L
LC34-DPT0655-038.0-20181012	GW	10/12/2018	36	40	TT100818	TRANS-1,2-DICHLOROETHENE	156-60-5	530	NULL	UG/L
LC34-DPT0655-043.0-20181012	GW	10/12/2018	41	45	TT100818	1,1-DICHLOROETHENE	75-35-4	290	U	UG/L
LC34-DPT0655-043.0-20181012	GW	10/12/2018	41	45	TT100818	VINYL CHLORIDE	75-01-4	8800	NULL	UG/L
LC34-DPT0655-048.0-20181012	GW	10/12/2018	46	50	TT100818	TRANS-1,2-DICHLOROETHENE	156-60-5	3500	NULL	UG/L
LC34-DPT0655-053.0-20181012	GW	10/12/2018	51	55	TT100818	1,1-DICHLOROETHENE	75-35-4	290	U	UG/L
LC34-DPT0655-053.0-20181012	GW	10/12/2018	51	55	TT100818	VINYL CHLORIDE	75-01-4	620	NULL	UG/L
LC34-DPT0655-058.0-20181012	GW	10/12/2018	56	60	TT100818	TRANS-1,2-DICHLOROETHENE	156-60-5	3	U	UG/L
LC34-DPT0655-063.0-20181012	GW	10/12/2018	61	65	TT100818	1,1-DICHLOROETHENE	75-35-4	1	U	UG/L
LC34-DPT0655-063.0-20181012	GW	10/12/2018	61	65	TT100818	VINYL CHLORIDE	75-01-4	6	NULL	UG/L
LC34-DPT0655-068.0-20181012	GW	10/12/2018	66	70	TT100818	TRANS-1,2-DICHLOROETHENE	156-60-5	1	U	UG/L
LC34-DPT0655-073.0-20181012	GW	10/12/2018	71	75	TT100818	1,1-DICHLOROETHENE	75-35-4	1	U	UG/L
LC34-DPT0655-073.0-20181012	GW	10/12/2018	71	75	TT100818	VINYL CHLORIDE	75-01-4	52	NULL	UG/L
LC34-DPT0655-078.0-20181012	GW	10/12/2018	76	80	TT100818	TRANS-1,2-DICHLOROETHENE	156-60-5	3	U	UG/L
LC34-DPT0655-083.0-20181015	GW	10/15/2018	81	85	TT100818	1,1-DICHLOROETHENE	75-35-4	2	U	UG/L
LC34-DPT0655-083.0-20181015	GW	10/15/2018	81	85	TT100818	VINYL CHLORIDE	75-01-4	94	NULL	UG/L
LC34-DPT0655-083.0-20181015-D	GW	10/15/2018	81	85	TT100818	TRANS-1,2-DICHLOROETHENE	156-60-5	5	NULL	UG/L
LC34-DPT0655-088.0-20181015	GW	10/15/2018	86	90	TT100818	1,1-DICHLOROETHENE	75-35-4	1	U	UG/L
LC34-DPT0655-088.0-20181015	GW	10/15/2018	86	90	TT100818	VINYL CHLORIDE	75-01-4	32	NULL	UG/L
LC34-DPT0655-093.0-20181015	GW	10/15/2018	91	95	TT100818	TRANS-1,2-DICHLOROETHENE	156-60-5	5	U	UG/L
LC34-DPT0655-098.0-20181015	GW	10/15/2018	96	100	TT100818	1,1-DICHLOROETHENE	75-35-4	3	U	UG/L
LC34-DPT0655-098.0-20181015	GW	10/15/2018	96	100	TT100818	VINYL CHLORIDE	75-01-4	5	NULL	UG/L
LC34-DPT0656-008.0-20181015	GW	10/15/2018	6	10	TT100818	TRANS-1,2-DICHLOROETHENE	156-60-5	1	U	UG/L
LC34-DPT0656-013.0-20181015	GW	10/15/2018	11	15	TT100818	1,1-DICHLOROETHENE	75-35-4	1	U	UG/L
LC34-DPT0656-013.0-20181015	GW	10/15/2018	11	15	TT100818	VINYL CHLORIDE	75-01-4	4	NULL	UG/L
LC34-DPT0656-018.0-20181015	GW	10/15/2018	16	20	TT100818	TRANS-1,2-DICHLOROETHENE	156-60-5	1	U	UG/L
LC34-DPT0656-023.0-20181015	GW	10/15/2018	21	25	TT100818	1,1-DICHLOROETHENE	75-35-4	3	U	UG/L
LC34-DPT0656-023.0-20181015	GW	10/15/2018	21	25	TT100818	VINYL CHLORIDE	75-01-4	17	NULL	UG/L
LC34-DPT0656-028.0-20181015	GW	10/15/2018	26	30	TT100818	TRANS-1,2-DICHLOROETHENE	156-60-5	3	U	UG/L
LC34-DPT0659-053.0-20181019	GW	10/19/2018	51	55	TT100818	TRANS-1,2-DICHLOROETHENE	156-60-5	1	U	UG/L
LC34-DPT0654-053.0-20181011	GW	10/11/2018	51	55	TT100818	VINYL CHLORIDE	75-01-4	10	U	UG/L
LC34-DPT0654-058.0-20181011	GW	10/11/2018	56	60	TT100818	TRANS-1,2-DICHLOROETHENE	156-60-5	5	NULL	UG/L
LC34-DPT0654-063.0-20181011	GW	10/11/2018	61	65	TT100818	1,1-DICHLOROETHENE	75-35-4	2	U	UG/L
LC34-DPT0654-063.0-20181011	GW	10/11/2018	61	65	TT100818	VINYL CHLORIDE	75-01-4	660	J	UG/L
LC34-DPT0654-063.0-20181011-D	GW	10/11/2018	61	65	TT100818	TRANS-1,2-DICHLOROETHENE	156-60-5	17	NULL	UG/L

Sample	Matrix	Sample Date	Top Depth	Bottom Depth	SDG	Parameter	CAS	Lab Result	Lab Qualifier	Units
LC34-DPT0654-068.0-20181011	GW	10/11/2018	66	70	TT100818	1,1-DICHLOROETHENE	75-35-4	2	U	UG/L
LC34-DPT0654-068.0-20181011	GW	10/11/2018	66	70	TT100818	VINYL CHLORIDE	75-01-4	6	NULL	UG/L
LC34-DPT0654-073.0-20181011	GW	10/11/2018	71	75	TT100818	TRANS-1,2-DICHLOROETHENE	156-60-5	7	NULL	UG/L
LC34-DPT0654-078.0-20181011	GW	10/11/2018	76	80	TT100818	1,1-DICHLOROETHENE	75-35-4	2	U	UG/L
LC34-DPT0654-078.0-20181011	GW	10/11/2018	76	80	TT100818	VINYL CHLORIDE	75-01-4	10	NULL	UG/L
LC34-DPT0654-083.0-20181011	GW	10/11/2018	81	85	TT100818	TRANS-1,2-DICHLOROETHENE	156-60-5	3	U	UG/L
LC34-DPT0654-088.0-20181011	GW	10/11/2018	86	90	TT100818	1,1-DICHLOROETHENE	75-35-4	3	U	UG/L
LC34-DPT0654-088.0-20181011	GW	10/11/2018	86	90	TT100818	VINYL CHLORIDE	75-01-4	16	NULL	UG/L
LC34-DPT0654-093.0-20181011	GW	10/11/2018	91	95	TT100818	TRANS-1,2-DICHLOROETHENE	156-60-5	230	NULL	UG/L
LC34-DPT0654-098.0-20181011	GW	10/11/2018	96	100	TT100818	1,1-DICHLOROETHENE	75-35-4	10	U	UG/L
LC34-DPT0654-098.0-20181011	GW	10/11/2018	96	100	TT100818	VINYL CHLORIDE	75-01-4	10	U	UG/L
LC34-DPT0655-008.0-20181012	GW	10/12/2018	6	10	TT100818	TRANS-1,2-DICHLOROETHENE	156-60-5	1	U	UG/L
LC34-DPT0655-013.0-20181012	GW	10/12/2018	11	15	TT100818	1,1-DICHLOROETHENE	75-35-4	1	U	UG/L
LC34-DPT0655-013.0-20181012	GW	10/12/2018	11	15	TT100818	VINYL CHLORIDE	75-01-4	1	U	UG/L
LC34-DPT0655-018.0-20181012	GW	10/12/2018	16	20	TT100818	TRANS-1,2-DICHLOROETHENE	156-60-5	1	U	UG/L
LC34-DPT0655-018.0-20181012-D	GW	10/12/2018	16	20	TT100818	1,1-DICHLOROETHENE	75-35-4	1	U	UG/L
LC34-DPT0655-018.0-20181012-D	GW	10/12/2018	16	20	TT100818	VINYL CHLORIDE	75-01-4	13	NULL	UG/L
LC34-DPT0655-023.0-20181012	GW	10/12/2018	21	25	TT100818	TRANS-1,2-DICHLOROETHENE	156-60-5	1	U	UG/L
LC34-DPT0655-028.0-20181012	GW	10/12/2018	26	30	TT100818	1,1-DICHLOROETHENE	75-35-4	3	U	UG/L
LC34-DPT0655-028.0-20181012	GW	10/12/2018	26	30	TT100818	VINYL CHLORIDE	75-01-4	580	NULL	UG/L
LC34-DPT0655-033.0-20181012	GW	10/12/2018	31	35	TT100818	TRANS-1,2-DICHLOROETHENE	156-60-5	310	NULL	UG/L
LC34-DPT0655-038.0-20181012	GW	10/12/2018	36	40	TT100818	1,1-DICHLOROETHENE	75-35-4	100	U	UG/L
LC34-DPT0655-038.0-20181012	GW	10/12/2018	36	40	TT100818	VINYL CHLORIDE	75-01-4	20600	NULL	UG/L
LC34-DPT0655-043.0-20181012	GW	10/12/2018	41	45	TT100818	TRANS-1,2-DICHLOROETHENE	156-60-5	1600	NULL	UG/L
LC34-DPT0655-048.0-20181012	GW	10/12/2018	46	50	TT100818	1,1-DICHLOROETHENE	75-35-4	290	U	UG/L
LC34-DPT0655-048.0-20181012	GW	10/12/2018	46	50	TT100818	VINYL CHLORIDE	75-01-4	11700	NULL	UG/L
LC34-DPT0655-053.0-20181012	GW	10/12/2018	51	55	TT100818	TRANS-1,2-DICHLOROETHENE	156-60-5	330	NULL	UG/L
LC34-DPT0655-058.0-20181012	GW	10/12/2018	56	60	TT100818	1,1-DICHLOROETHENE	75-35-4	3	U	UG/L
LC34-DPT0655-058.0-20181012	GW	10/12/2018	56	60	TT100818	VINYL CHLORIDE	75-01-4	6	NULL	UG/L
LC34-DPT0655-063.0-20181012	GW	10/12/2018	61	65	TT100818	TRANS-1,2-DICHLOROETHENE	156-60-5	1	U	UG/L
LC34-DPT0655-068.0-20181012	GW	10/12/2018	66	70	TT100818	1,1-DICHLOROETHENE	75-35-4	1	U	UG/L
LC34-DPT0655-068.0-20181012	GW	10/12/2018	66	70	TT100818	VINYL CHLORIDE	75-01-4	3	NULL	UG/L
LC34-DPT0655-073.0-20181012	GW	10/12/2018	71	75	TT100818	TRANS-1,2-DICHLOROETHENE	156-60-5	2	NULL	UG/L
LC34-DPT0655-078.0-20181012	GW	10/12/2018	76	80	TT100818	1,1-DICHLOROETHENE	75-35-4	3	U	UG/L
LC34-DPT0655-078.0-20181012	GW	10/12/2018	76	80	TT100818	VINYL CHLORIDE	75-01-4	8	NULL	UG/L
LC34-DPT0655-083.0-20181015	GW	10/15/2018	81	85	TT100818	TRANS-1,2-DICHLOROETHENE	156-60-5	7	NULL	UG/L
LC34-DPT0655-083.0-20181015-D	GW	10/15/2018	81	85	TT100818	1,1-DICHLOROETHENE	75-35-4	2	U	UG/L
LC34-DPT0655-083.0-20181015-D	GW	10/15/2018	81	85	TT100818	VINYL CHLORIDE	75-01-4	84	NULL	UG/L
LC34-DPT0655-088.0-20181015	GW	10/15/2018	86	90	TT100818	TRANS-1,2-DICHLOROETHENE	156-60-5	1	NULL	UG/L
LC34-DPT0655-093.0-20181015	GW	10/15/2018	91	95	TT100818	1,1-DICHLOROETHENE	75-35-4	5	U	UG/L

Sample	Matrix	Sample Date	Top Depth	Bottom Depth	SDG	Parameter	CAS	Lab Result	Lab Qualifier	Units
LC34-DPT0655-093.0-20181015	GW	10/15/2018	91	95	TT100818	VINYL CHLORIDE	75-01-4	10	NULL	UG/L
LC34-DPT0655-098.0-20181015	GW	10/15/2018	96	100	TT100818	TRANS-1,2-DICHLOROETHENE	156-60-5	3	U	UG/L
LC34-DPT0656-008.0-20181015	GW	10/15/2018	6	10	TT100818	1,1-DICHLOROETHENE	75-35-4	1	U	UG/L
LC34-DPT0656-008.0-20181015	GW	10/15/2018	6	10	TT100818	VINYL CHLORIDE	75-01-4	1	U	UG/L
LC34-DPT0656-013.0-20181015	GW	10/15/2018	11	15	TT100818	TRANS-1,2-DICHLOROETHENE	156-60-5	1	U	UG/L
LC34-DPT0656-018.0-20181015	GW	10/15/2018	16	20	TT100818	1,1-DICHLOROETHENE	75-35-4	1	U	UG/L
LC34-DPT0656-018.0-20181015	GW	10/15/2018	16	20	TT100818	VINYL CHLORIDE	75-01-4	8	NULL	UG/L
LC34-DPT0656-023.0-20181015	GW	10/15/2018	21	25	TT100818	TRANS-1,2-DICHLOROETHENE	156-60-5	3	U	UG/L
LC34-DPT0656-028.0-20181015	GW	10/15/2018	26	30	TT100818	1,1-DICHLOROETHENE	75-35-4	3	U	UG/L
LC34-DPT0659-053.0-20181019	GW	10/19/2018	51	55	TT100818	1,1-DICHLOROETHENE	75-35-4	1	U	UG/L
LC34-DPT0654-048.0-20181011	GW	10/11/2018	46	50	TT100818	TRICHLOROETHENE	79-01-6	340	NULL	UG/L
LC34-DPT0654-053.0-20181011	GW	10/11/2018	51	55	TT100818	CIS-1,2-DICHLOROETHENE	156-59-2	400	NULL	UG/L
LC34-DPT0654-058.0-20181011	GW	10/11/2018	56	60	TT100818	1,1,2-TRICHLOROTRIFLUOROETHANE	76-13-1	3	U	UG/L
LC34-DPT0654-058.0-20181011	GW	10/11/2018	56	60	TT100818	TRICHLOROETHENE	79-01-6	160	NULL	UG/L
LC34-DPT0654-063.0-20181011	GW	10/11/2018	61	65	TT100818	CIS-1,2-DICHLOROETHENE	156-59-2	530	NULL	UG/L
LC34-DPT0654-063.0-20181011-D	GW	10/11/2018	61	65	TT100818	1,1,2-TRICHLOROTRIFLUOROETHANE	76-13-1	3	U	UG/L
LC34-DPT0654-063.0-20181011-D	GW	10/11/2018	61	65	TT100818	TRICHLOROETHENE	79-01-6	380	NULL	UG/L
LC34-DPT0654-068.0-20181011	GW	10/11/2018	66	70	TT100818	CIS-1,2-DICHLOROETHENE	156-59-2	540	NULL	UG/L
LC34-DPT0654-073.0-20181011	GW	10/11/2018	71	75	TT100818	1,1,2-TRICHLOROTRIFLUOROETHANE	76-13-1	3	U	UG/L
LC34-DPT0654-073.0-20181011	GW	10/11/2018	71	75	TT100818	TRICHLOROETHENE	79-01-6	450	NULL	UG/L
LC34-DPT0654-078.0-20181011	GW	10/11/2018	76	80	TT100818	CIS-1,2-DICHLOROETHENE	156-59-2	550	NULL	UG/L
LC34-DPT0654-083.0-20181011	GW	10/11/2018	81	85	TT100818	1,1,2-TRICHLOROTRIFLUOROETHANE	76-13-1	3	U	UG/L
LC34-DPT0654-083.0-20181011	GW	10/11/2018	81	85	TT100818	TRICHLOROETHENE	79-01-6	190	NULL	UG/L
LC34-DPT0654-088.0-20181011	GW	10/11/2018	86	90	TT100818	CIS-1,2-DICHLOROETHENE	156-59-2	1100	J	UG/L
LC34-DPT0654-093.0-20181011	GW	10/11/2018	91	95	TT100818	1,1,2-TRICHLOROTRIFLUOROETHANE	76-13-1	5	U	UG/L
LC34-DPT0654-093.0-20181011	GW	10/11/2018	91	95	TT100818	TRICHLOROETHENE	79-01-6	5400	NULL	UG/L
LC34-DPT0654-098.0-20181011	GW	10/11/2018	96	100	TT100818	CIS-1,2-DICHLOROETHENE	156-59-2	260	NULL	UG/L
LC34-DPT0655-008.0-20181012	GW	10/12/2018	6	10	TT100818	1,1,2-TRICHLOROTRIFLUOROETHANE	76-13-1	1	U	UG/L
LC34-DPT0655-008.0-20181012	GW	10/12/2018	6	10	TT100818	TRICHLOROETHENE	79-01-6	1	NULL	UG/L
LC34-DPT0655-013.0-20181012	GW	10/12/2018	11	15	TT100818	CIS-1,2-DICHLOROETHENE	156-59-2	1	NULL	UG/L
LC34-DPT0655-018.0-20181012	GW	10/12/2018	16	20	TT100818	1,1,2-TRICHLOROTRIFLUOROETHANE	76-13-1	1	U	UG/L
LC34-DPT0655-018.0-20181012	GW	10/12/2018	16	20	TT100818	TRICHLOROETHENE	79-01-6	10	NULL	UG/L
LC34-DPT0655-018.0-20181012-D	GW	10/12/2018	16	20	TT100818	CIS-1,2-DICHLOROETHENE	156-59-2	15	NULL	UG/L
LC34-DPT0655-023.0-20181012	GW	10/12/2018	21	25	TT100818	1,1,2-TRICHLOROTRIFLUOROETHANE	76-13-1	1	U	UG/L
LC34-DPT0655-023.0-20181012	GW	10/12/2018	21	25	TT100818	TRICHLOROETHENE	79-01-6	57	NULL	UG/L
LC34-DPT0655-028.0-20181012	GW	10/12/2018	26	30	TT100818	CIS-1,2-DICHLOROETHENE	156-59-2	340	NULL	UG/L
LC34-DPT0655-033.0-20181012	GW	10/12/2018	31	35	TT100818	1,1,2-TRICHLOROTRIFLUOROETHANE	76-13-1	20	U	UG/L
LC34-DPT0655-033.0-20181012	GW	10/12/2018	31	35	TT100818	TRICHLOROETHENE	79-01-6	180	NULL	UG/L
LC34-DPT0655-038.0-20181012	GW	10/12/2018	36	40	TT100818	CIS-1,2-DICHLOROETHENE	156-59-2	6600	NULL	UG/L
LC34-DPT0655-043.0-20181012	GW	10/12/2018	41	45	TT100818	1,1,2-TRICHLOROTRIFLUOROETHANE	76-13-1	290	U	UG/L

Sample	Matrix	Sample Date	Top Depth	Bottom Depth	SDG	Parameter	CAS	Lab Result	Lab Qualifier	Units
LC34-DPT0655-043.0-20181012	GW	10/12/2018	41	45	TT100818	TRICHLOROETHENE	79-01-6	6900	NULL	UG/L
LC34-DPT0655-048.0-20181012	GW	10/12/2018	46	50	TT100818	CIS-1,2-DICHLOROETHENE	156-59-2	114000	NULL	UG/L
LC34-DPT0655-053.0-20181012	GW	10/12/2018	51	55	TT100818	1,1,2-TRICHLOROTRIFLUOROETHANE	76-13-1	290	U	UG/L
LC34-DPT0655-053.0-20181012	GW	10/12/2018	51	55	TT100818	TRICHLOROETHENE	79-01-6	4300	NULL	UG/L
LC34-DPT0655-058.0-20181012	GW	10/12/2018	56	60	TT100818	CIS-1,2-DICHLOROETHENE	156-59-2	460	NULL	UG/L
LC34-DPT0655-063.0-20181012	GW	10/12/2018	61	65	TT100818	1,1,2-TRICHLOROTRIFLUOROETHANE	76-13-1	1	U	UG/L
LC34-DPT0655-063.0-20181012	GW	10/12/2018	61	65	TT100818	TRICHLOROETHENE	79-01-6	23	NULL	UG/L
LC34-DPT0655-068.0-20181012	GW	10/12/2018	66	70	TT100818	CIS-1,2-DICHLOROETHENE	156-59-2	9	NULL	UG/L
LC34-DPT0655-073.0-20181012	GW	10/12/2018	71	75	TT100818	1,1,2-TRICHLOROTRIFLUOROETHANE	76-13-1	1	U	UG/L
LC34-DPT0655-073.0-20181012	GW	10/12/2018	71	75	TT100818	TRICHLOROETHENE	79-01-6	220	NULL	UG/L
LC34-DPT0655-078.0-20181012	GW	10/12/2018	76	80	TT100818	CIS-1,2-DICHLOROETHENE	156-59-2	17	NULL	UG/L
LC34-DPT0655-083.0-20181015	GW	10/15/2018	81	85	TT100818	1,1,2-TRICHLOROTRIFLUOROETHANE	76-13-1	2	U	UG/L
LC34-DPT0655-083.0-20181015	GW	10/15/2018	81	85	TT100818	TRICHLOROETHENE	79-01-6	120	NULL	UG/L
LC34-DPT0655-083.0-20181015-D	GW	10/15/2018	81	85	TT100818	CIS-1,2-DICHLOROETHENE	156-59-2	110	NULL	UG/L
LC34-DPT0655-088.0-20181015	GW	10/15/2018	86	90	TT100818	1,1,2-TRICHLOROTRIFLUOROETHANE	76-13-1	1	U	UG/L
LC34-DPT0655-088.0-20181015	GW	10/15/2018	86	90	TT100818	TRICHLOROETHENE	79-01-6	62	NULL	UG/L
LC34-DPT0655-093.0-20181015	GW	10/15/2018	91	95	TT100818	CIS-1,2-DICHLOROETHENE	156-59-2	50	NULL	UG/L
LC34-DPT0655-098.0-20181015	GW	10/15/2018	96	100	TT100818	1,1,2-TRICHLOROTRIFLUOROETHANE	76-13-1	3	U	UG/L
LC34-DPT0655-098.0-20181015	GW	10/15/2018	96	100	TT100818	TRICHLOROETHENE	79-01-6	400	NULL	UG/L
LC34-DPT0656-008.0-20181015	GW	10/15/2018	6	10	TT100818	CIS-1,2-DICHLOROETHENE	156-59-2	2	NULL	UG/L
LC34-DPT0656-013.0-20181015	GW	10/15/2018	11	15	TT100818	1,1,2-TRICHLOROTRIFLUOROETHANE	76-13-1	1	U	UG/L
LC34-DPT0659-048.0-20181019	GW	10/19/2018	46	50	TT100818	1,1,2-TRICHLOROTRIFLUOROETHANE	76-13-1	1	U	UG/L
LC34-DPT0659-048.0-20181019	GW	10/19/2018	46	50	TT100818	TRICHLOROETHENE	79-01-6	1	U	UG/L
LC34-IW0131-018.0-20181019	GW	10/19/2018	13	23	TT100818	TRICHLOROETHENE	79-01-6	1	U	UG/L
LC34-IW0132-018.0-20181019	GW	10/19/2018	13	23	TT100818	CIS-1,2-DICHLOROETHENE	156-59-2	3	NULL	UG/L
LC34-IW0133-018.0-20181019	GW	10/19/2018	13	23	TT100818	1,1,2-TRICHLOROTRIFLUOROETHANE	76-13-1	1	U	UG/L
LC34-IW0133-018.0-20181019	GW	10/19/2018	13	23	TT100818	TRICHLOROETHENE	79-01-6	1	U	UG/L
LC34-SW1002-000.5-20181016	SW	10/16/2018	0.5	0.5	TT100818	CIS-1,2-DICHLOROETHENE	156-59-2	1	NULL	UG/L
LC34-SW1004-000.5-20181016	SW	10/16/2018	0.5	0.5	TT100818	1,1,2-TRICHLOROTRIFLUOROETHANE	76-13-1	1	U	UG/L
LC34-SW1004-000.5-20181016	SW	10/16/2018	0.5	0.5	TT100818	TRICHLOROETHENE	79-01-6	1	U	UG/L
LC34-IW0123-024.0-20181017	GW	10/17/2018	20	28	TT100818	1,1-DICHLOROETHENE	75-35-4	1	U	UG/L
LC34-IW0123-024.0-20181017	GW	10/17/2018	20	28	TT100818	VINYL CHLORIDE	75-01-4	130	NULL	UG/L
LC34-IW0124-018.0-20181017	GW	10/17/2018	13	23	TT100818	TRANS-1,2-DICHLOROETHENE	156-60-5	3	U	UG/L
LC34-IW0125-018.0-20181019	GW	10/19/2018	13	23	TT100818	1,1-DICHLOROETHENE	75-35-4	1	U	UG/L
LC34-IW0125-018.0-20181019	GW	10/19/2018	13	23	TT100818	VINYL CHLORIDE	75-01-4	1	U	UG/L
LC34-IW0129-018.0-20181019	GW	10/19/2018	13	23	TT100818	1,1,2-TRICHLOROTRIFLUOROETHANE	76-13-1	1	U	UG/L
LC34-IW0129-018.0-20181019	GW	10/19/2018	13	23	TT100818	TRICHLOROETHENE	79-01-6	1	U	UG/L
LC34-IW0130-024.0-20181019	GW	10/19/2018	20	28	TT100818	CIS-1,2-DICHLOROETHENE	156-59-2	2	NULL	UG/L
LC34-IW0131-018.0-20181019	GW	10/19/2018	13	23	TT100818	1,1,2-TRICHLOROTRIFLUOROETHANE	76-13-1	1	U	UG/L
LC34-DPT0656-033.0-20181015	GW	10/15/2018	31	35	TT100818	1,1-DICHLOROETHENE	75-35-4	1	U	UG/L

Sample	Matrix	Sample Date	Top Depth	Bottom Depth	SDG	Parameter	CAS	Lab Result	Lab Qualifier	Units
LC34-DPT0656-033.0-20181015	GW	10/15/2018	31	35	TT100818	VINYL CHLORIDE	75-01-4	57	NULL	UG/L
LC34-DPT0656-038.0-20181015	GW	10/15/2018	36	40	TT100818	TRANS-1,2-DICHLOROETHENE	156-60-5	1	U	UG/L
LC34-DPT0656-043.0-20181015	GW	10/15/2018	41	45	TT100818	1,1-DICHLOROETHENE	75-35-4	1000	U	UG/L
LC34-DPT0656-043.0-20181015	GW	10/15/2018	41	45	TT100818	VINYL CHLORIDE	75-01-4	1300	NULL	UG/L
LC34-DPT0656-048.0-20181015	GW	10/15/2018	46	50	TT100818	TRANS-1,2-DICHLOROETHENE	156-60-5	2300	NULL	UG/L
LC34-DPT0656-053.0-20181015	GW	10/15/2018	51	55	TT100818	1,1-DICHLOROETHENE	75-35-4	3300	U	UG/L
LC34-DPT0656-053.0-20181015	GW	10/15/2018	51	55	TT100818	VINYL CHLORIDE	75-01-4	3300	U	UG/L
LC34-DPT0656-058.0-20181015	GW	10/15/2018	56	60	TT100818	TRANS-1,2-DICHLOROETHENE	156-60-5	290	U	UG/L
LC34-DPT0656-063.0-20181015	GW	10/15/2018	61	65	TT100818	1,1-DICHLOROETHENE	75-35-4	290	U	UG/L
LC34-DPT0656-063.0-20181015	GW	10/15/2018	61	65	TT100818	VINYL CHLORIDE	75-01-4	290	U	UG/L
LC34-DPT0656-068.0-20181015	GW	10/15/2018	66	70	TT100818	TRANS-1,2-DICHLOROETHENE	156-60-5	40	U	UG/L
LC34-DPT0656-073.0-20181016	GW	10/16/2018	71	75	TT100818	1,1-DICHLOROETHENE	75-35-4	290	U	UG/L
LC34-DPT0656-073.0-20181016	GW	10/16/2018	71	75	TT100818	VINYL CHLORIDE	75-01-4	290	U	UG/L
LC34-DPT0656-073.0-20181016-D	GW	10/16/2018	71	75	TT100818	TRANS-1,2-DICHLOROETHENE	156-60-5	1000	U	UG/L
LC34-DPT0656-078.0-20181016	GW	10/16/2018	76	80	TT100818	1,1-DICHLOROETHENE	75-35-4	1000	U	UG/L
LC34-DPT0656-078.0-20181016	GW	10/16/2018	76	80	TT100818	VINYL CHLORIDE	75-01-4	1000	U	UG/L
LC34-DPT0656-083.0-20181016	GW	10/16/2018	81	85	TT100818	TRANS-1,2-DICHLOROETHENE	156-60-5	20	U	UG/L
LC34-DPT0656-088.0-20181016	GW	10/16/2018	86	90	TT100818	1,1-DICHLOROETHENE	75-35-4	40	U	UG/L
LC34-DPT0656-088.0-20181016	GW	10/16/2018	86	90	TT100818	VINYL CHLORIDE	75-01-4	40	U	UG/L
LC34-DPT0656-093.0-20181016	GW	10/16/2018	91	95	TT100818	TRANS-1,2-DICHLOROETHENE	156-60-5	290	U	UG/L
LC34-DPT0656-098.0-20181016	GW	10/16/2018	96	100	TT100818	1,1-DICHLOROETHENE	75-35-4	290	U	UG/L
LC34-DPT0656-098.0-20181016	GW	10/16/2018	96	100	TT100818	VINYL CHLORIDE	75-01-4	290	U	UG/L
LC34-DPT0657-008.0-20181017	GW	10/17/2018	6	10	TT100818	TRANS-1,2-DICHLOROETHENE	156-60-5	1	U	UG/L
LC34-DPT0657-013.0-20181017	GW	10/17/2018	11	15	TT100818	1,1-DICHLOROETHENE	75-35-4	1	U	UG/L
LC34-IW0108-024.0-20181017	GW	10/17/2018	20	28	TT100818	CIS-1,2-DICHLOROETHENE	156-59-2	1	NULL	UG/L
LC34-IW0126-024.0-20181017	GW	10/17/2018	20	28	TT100818	1,1,2-TRICHLOROTRIFLUOROETHANE	76-13-1	1	U	UG/L
LC34-IW0126-024.0-20181017	GW	10/17/2018	20	28	TT100818	TRICHLOROETHENE	79-01-6	1	U	UG/L
LC34-IW0127-024.0-20181017	GW	10/17/2018	20	28	TT100818	CIS-1,2-DICHLOROETHENE	156-59-2	3	NULL	UG/L
LC34-IW0128-018.0-20181017	GW	10/17/2018	13	23	TT100818	1,1,2-TRICHLOROTRIFLUOROETHANE	76-13-1	3	U	UG/L
LC34-IW0128-018.0-20181017	GW	10/17/2018	13	23	TT100818	TRICHLOROETHENE	79-01-6	3	U	UG/L
LC34-SW1001-000.5-20181016	SW	10/16/2018	0.5	0.5	TT100818	CIS-1,2-DICHLOROETHENE	156-59-2	1	U	UG/L
LC34-DPT0659-053.0-20181019	GW	10/19/2018	51	55	TT100818	VINYL CHLORIDE	75-01-4	1	U	UG/L
LC34-IW0132-018.0-20181019	GW	10/19/2018	13	23	TT100818	1,1,2-TRICHLOROTRIFLUOROETHANE	76-13-1	1	U	UG/L
LC34-IW0132-018.0-20181019	GW	10/19/2018	13	23	TT100818	TRICHLOROETHENE	79-01-6	1	U	UG/L
LC34-IW0133-018.0-20181019	GW	10/19/2018	13	23	TT100818	CIS-1,2-DICHLOROETHENE	156-59-2	2	NULL	UG/L
LC34-SW1002-000.5-20181016	SW	10/16/2018	0.5	0.5	TT100818	1,1,2-TRICHLOROTRIFLUOROETHANE	76-13-1	1	U	UG/L
LC34-SW1002-000.5-20181016	SW	10/16/2018	0.5	0.5	TT100818	TRICHLOROETHENE	79-01-6	1	U	UG/L
LC34-SW1004-000.5-20181016	SW	10/16/2018	0.5	0.5	TT100818	CIS-1,2-DICHLOROETHENE	156-59-2	1	U	UG/L
LC34-IW0123-024.0-20181017	GW	10/17/2018	20	28	TT100818	TRANS-1,2-DICHLOROETHENE	156-60-5	38	NULL	UG/L
LC34-IW0124-018.0-20181017	GW	10/17/2018	13	23	TT100818	1,1-DICHLOROETHENE	75-35-4	3	U	UG/L

Sample	Matrix	Sample Date	Top Depth	Bottom Depth	SDG	Parameter	CAS	Lab Result	Lab Qualifier	Units
LC34-IW0124-018.0-20181017	GW	10/17/2018	13	23	TT100818	VINYL CHLORIDE	75-01-4	4	NULL	UG/L
LC34-IW0125-018.0-20181019	GW	10/19/2018	13	23	TT100818	TRANS-1,2-DICHLOROETHENE	156-60-5	1	U	UG/L
LC34-IW0129-018.0-20181019	GW	10/19/2018	13	23	TT100818	CIS-1,2-DICHLOROETHENE	156-59-2	1	U	UG/L
LC34-IW0130-024.0-20181019	GW	10/19/2018	20	28	TT100818	1,1,2-TRICHLOROTRIFLUOROETHANE	76-13-1	1	U	UG/L
LC34-IW0130-024.0-20181019	GW	10/19/2018	20	28	TT100818	TRICHLOROETHENE	79-01-6	1	U	UG/L
LC34-IW0131-018.0-20181019	GW	10/19/2018	13	23	TT100818	CIS-1,2-DICHLOROETHENE	156-59-2	1	NULL	UG/L
LC34-DPT0656-028.0-20181015	GW	10/15/2018	26	30	TT100818	VINYL CHLORIDE	75-01-4	49	NULL	UG/L
LC34-DPT0656-033.0-20181015	GW	10/15/2018	31	35	TT100818	TRANS-1,2-DICHLOROETHENE	156-60-5	1	U	UG/L
LC34-DPT0656-038.0-20181015	GW	10/15/2018	36	40	TT100818	1,1-DICHLOROETHENE	75-35-4	1	U	UG/L
LC34-DPT0656-038.0-20181015	GW	10/15/2018	36	40	TT100818	VINYL CHLORIDE	75-01-4	83	NULL	UG/L
LC34-DPT0656-043.0-20181015	GW	10/15/2018	41	45	TT100818	TRANS-1,2-DICHLOROETHENE	156-60-5	1000	U	UG/L
LC34-DPT0656-048.0-20181015	GW	10/15/2018	46	50	TT100818	1,1-DICHLOROETHENE	75-35-4	1000	U	UG/L
LC34-DPT0656-048.0-20181015	GW	10/15/2018	46	50	TT100818	VINYL CHLORIDE	75-01-4	47000	NULL	UG/L
LC34-DPT0656-053.0-20181015	GW	10/15/2018	51	55	TT100818	TRANS-1,2-DICHLOROETHENE	156-60-5	3300	U	UG/L
LC34-DPT0656-058.0-20181015	GW	10/15/2018	56	60	TT100818	1,1-DICHLOROETHENE	75-35-4	290	U	UG/L
LC34-DPT0656-058.0-20181015	GW	10/15/2018	56	60	TT100818	VINYL CHLORIDE	75-01-4	290	NULL	UG/L
LC34-DPT0656-063.0-20181015	GW	10/15/2018	61	65	TT100818	TRANS-1,2-DICHLOROETHENE	156-60-5	290	U	UG/L
LC34-DPT0656-068.0-20181015	GW	10/15/2018	66	70	TT100818	1,1-DICHLOROETHENE	75-35-4	40	U	UG/L
LC34-DPT0656-068.0-20181015	GW	10/15/2018	66	70	TT100818	VINYL CHLORIDE	75-01-4	40	U	UG/L
LC34-DPT0656-073.0-20181016	GW	10/16/2018	71	75	TT100818	TRANS-1,2-DICHLOROETHENE	156-60-5	510	NULL	UG/L
LC34-DPT0656-073.0-20181016-D	GW	10/16/2018	71	75	TT100818	1,1-DICHLOROETHENE	75-35-4	1000	U	UG/L
LC34-DPT0656-073.0-20181016-D	GW	10/16/2018	71	75	TT100818	VINYL CHLORIDE	75-01-4	1000	U	UG/L
LC34-DPT0656-078.0-20181016	GW	10/16/2018	76	80	TT100818	TRANS-1,2-DICHLOROETHENE	156-60-5	1000	U	UG/L
LC34-DPT0656-083.0-20181016	GW	10/16/2018	81	85	TT100818	1,1-DICHLOROETHENE	75-35-4	20	U	UG/L
LC34-DPT0656-083.0-20181016	GW	10/16/2018	81	85	TT100818	VINYL CHLORIDE	75-01-4	20	U	UG/L
LC34-DPT0656-088.0-20181016	GW	10/16/2018	86	90	TT100818	TRANS-1,2-DICHLOROETHENE	156-60-5	40	U	UG/L
LC34-DPT0656-093.0-20181016	GW	10/16/2018	91	95	TT100818	1,1-DICHLOROETHENE	75-35-4	290	U	UG/L
LC34-DPT0656-093.0-20181016	GW	10/16/2018	91	95	TT100818	VINYL CHLORIDE	75-01-4	290	U	UG/L
LC34-DPT0656-098.0-20181016	GW	10/16/2018	96	100	TT100818	TRANS-1,2-DICHLOROETHENE	156-60-5	290	U	UG/L
LC34-DPT0657-008.0-20181017	GW	10/17/2018	6	10	TT100818	1,1-DICHLOROETHENE	75-35-4	1	U	UG/L
LC34-DPT0657-008.0-20181017	GW	10/17/2018	6	10	TT100818	VINYL CHLORIDE	75-01-4	1	U	UG/L
LC34-IW0108-024.0-20181017	GW	10/17/2018	20	28	TT100818	1,1,2-TRICHLOROTRIFLUOROETHANE	76-13-1	1	U	UG/L
LC34-IW0108-024.0-20181017	GW	10/17/2018	20	28	TT100818	TRICHLOROETHENE	79-01-6	1	U	UG/L
LC34-IW0126-024.0-20181017	GW	10/17/2018	20	28	TT100818	CIS-1,2-DICHLOROETHENE	156-59-2	2	NULL	UG/L
LC34-IW0127-024.0-20181017	GW	10/17/2018	20	28	TT100818	1,1,2-TRICHLOROTRIFLUOROETHANE	76-13-1	1	U	UG/L
LC34-IW0127-024.0-20181017	GW	10/17/2018	20	28	TT100818	TRICHLOROETHENE	79-01-6	1	U	UG/L
LC34-IW0128-018.0-20181017	GW	10/17/2018	13	23	TT100818	CIS-1,2-DICHLOROETHENE	156-59-2	180	NULL	UG/L
LC34-SW1001-000.5-20181016	SW	10/16/2018	0.5	0.5	TT100818	1,1,2-TRICHLOROTRIFLUOROETHANE	76-13-1	1	U	UG/L
LC34-SW1001-000.5-20181016	SW	10/16/2018	0.5	0.5	TT100818	TRICHLOROETHENE	79-01-6	1	U	UG/L
LC34-DPT0659-048.0-20181019	GW	10/19/2018	46	50	TT100818	CIS-1,2-DICHLOROETHENE	156-59-2	1	U	UG/L

Sample	Matrix	Sample Date	Top Depth	Bottom Depth	SDG	Parameter	CAS	Lab Result	Lab Qualifier	Units
LC34-DPT0659-053.0-20181019	GW	10/19/2018	51	55	TT100818	1,1,2-TRICHLOROTRIFLUOROETHANE	76-13-1	1	U	UG/L
LC34-DPT0659-053.0-20181019	GW	10/19/2018	51	55	TT100818	TRICHLOROETHENE	79-01-6	1	U	UG/L
LC34-IW0131-018.0-20181019	GW	10/19/2018	13	23	TT100818	VINYL CHLORIDE	75-01-4	2	NULL	UG/L
LC34-IW0132-018.0-20181019	GW	10/19/2018	13	23	TT100818	TRANS-1,2-DICHLOROETHENE	156-60-5	3	NULL	UG/L
LC34-IW0133-018.0-20181019	GW	10/19/2018	13	23	TT100818	1,1-DICHLOROETHENE	75-35-4	1	U	UG/L
LC34-IW0133-018.0-20181019	GW	10/19/2018	13	23	TT100818	VINYL CHLORIDE	75-01-4	1	U	UG/L
LC34-SW1002-000.5-20181016	SW	10/16/2018	0.5	0.5	TT100818	TRANS-1,2-DICHLOROETHENE	156-60-5	1	U	UG/L
LC34-SW1004-000.5-20181016	SW	10/16/2018	0.5	0.5	TT100818	1,1-DICHLOROETHENE	75-35-4	1	U	UG/L
LC34-SW1004-000.5-20181016	SW	10/16/2018	0.5	0.5	TT100818	VINYL CHLORIDE	75-01-4	1	U	UG/L
LC34-IW0123-024.0-20181017	GW	10/17/2018	20	28	TT100818	CIS-1,2-DICHLOROETHENE	156-59-2	1200	NULL	UG/L
LC34-IW0124-018.0-20181017	GW	10/17/2018	13	23	TT100818	1,1,2-TRICHLOROTRIFLUOROETHANE	76-13-1	3	U	UG/L
LC34-IW0124-018.0-20181017	GW	10/17/2018	13	23	TT100818	TRICHLOROETHENE	79-01-6	3	U	UG/L
LC34-IW0125-018.0-20181019	GW	10/19/2018	13	23	TT100818	CIS-1,2-DICHLOROETHENE	156-59-2	4	NULL	UG/L
LC34-IW0129-018.0-20181019	GW	10/19/2018	13	23	TT100818	1,1-DICHLOROETHENE	75-35-4	1	U	UG/L
LC34-IW0129-018.0-20181019	GW	10/19/2018	13	23	TT100818	VINYL CHLORIDE	75-01-4	9	NULL	UG/L
LC34-IW0130-024.0-20181019	GW	10/19/2018	20	28	TT100818	TRANS-1,2-DICHLOROETHENE	156-60-5	1	U	UG/L
LC34-IW0131-018.0-20181019	GW	10/19/2018	13	23	TT100818	1,1-DICHLOROETHENE	75-35-4	1	U	UG/L
LC34-DPT0656-018.0-20181015	GW	10/15/2018	16	20	TT100818	1,1,2-TRICHLOROTRIFLUOROETHANE	76-13-1	1	U	UG/L
LC34-DPT0656-018.0-20181015	GW	10/15/2018	16	20	TT100818	TRICHLOROETHENE	79-01-6	2	NULL	UG/L
LC34-DPT0656-023.0-20181015	GW	10/15/2018	21	25	TT100818	CIS-1,2-DICHLOROETHENE	156-59-2	3	U	UG/L
LC34-DPT0656-028.0-20181015	GW	10/15/2018	26	30	TT100818	1,1,2-TRICHLOROTRIFLUOROETHANE	76-13-1	3	U	UG/L
LC34-DPT0656-028.0-20181015	GW	10/15/2018	26	30	TT100818	TRICHLOROETHENE	79-01-6	3	U	UG/L
LC34-DPT0656-033.0-20181015	GW	10/15/2018	31	35	TT100818	CIS-1,2-DICHLOROETHENE	156-59-2	2	NULL	UG/L
LC34-DPT0656-038.0-20181015	GW	10/15/2018	36	40	TT100818	1,1,2-TRICHLOROTRIFLUOROETHANE	76-13-1	1	U	UG/L
LC34-DPT0656-038.0-20181015	GW	10/15/2018	36	40	TT100818	TRICHLOROETHENE	79-01-6	1	NULL	UG/L
LC34-DPT0656-043.0-20181015	GW	10/15/2018	41	45	TT100818	CIS-1,2-DICHLOROETHENE	156-59-2	12400	NULL	UG/L
LC34-DPT0656-048.0-20181015	GW	10/15/2018	46	50	TT100818	1,1,2-TRICHLOROTRIFLUOROETHANE	76-13-1	1000	U	UG/L
LC34-DPT0656-048.0-20181015	GW	10/15/2018	46	50	TT100818	TRICHLOROETHENE	79-01-6	148000	NULL	UG/L
LC34-DPT0656-053.0-20181015	GW	10/15/2018	51	55	TT100818	CIS-1,2-DICHLOROETHENE	156-59-2	56600	NULL	UG/L
LC34-DPT0656-058.0-20181015	GW	10/15/2018	56	60	TT100818	1,1,2-TRICHLOROTRIFLUOROETHANE	76-13-1	290	U	UG/L
LC34-DPT0656-058.0-20181015	GW	10/15/2018	56	60	TT100818	TRICHLOROETHENE	79-01-6	15700	NULL	UG/L
LC34-DPT0656-063.0-20181015	GW	10/15/2018	61	65	TT100818	CIS-1,2-DICHLOROETHENE	156-59-2	290	U	UG/L
LC34-DPT0656-068.0-20181015	GW	10/15/2018	66	70	TT100818	1,1,2-TRICHLOROTRIFLUOROETHANE	76-13-1	40	U	UG/L
LC34-DPT0656-068.0-20181015	GW	10/15/2018	66	70	TT100818	TRICHLOROETHENE	79-01-6	4000	NULL	UG/L
LC34-DPT0656-073.0-20181016	GW	10/16/2018	71	75	TT100818	CIS-1,2-DICHLOROETHENE	156-59-2	13500	NULL	UG/L
LC34-DPT0656-073.0-20181016-D	GW	10/16/2018	71	75	TT100818	1,1,2-TRICHLOROTRIFLUOROETHANE	76-13-1	1000	U	UG/L
LC34-DPT0656-073.0-20181016-D	GW	10/16/2018	71	75	TT100818	TRICHLOROETHENE	79-01-6	153000	NULL	UG/L
LC34-DPT0656-078.0-20181016	GW	10/16/2018	76	80	TT100818	CIS-1,2-DICHLOROETHENE	156-59-2	5100	NULL	UG/L
LC34-DPT0656-083.0-20181016	GW	10/16/2018	81	85	TT100818	1,1,2-TRICHLOROTRIFLUOROETHANE	76-13-1	20	U	UG/L
LC34-DPT0656-083.0-20181016	GW	10/16/2018	81	85	TT100818	TRICHLOROETHENE	79-01-6	1900	NULL	UG/L

Sample	Matrix	Sample Date	Top Depth	Bottom Depth	SDG	Parameter	CAS	Lab Result	Lab Qualifier	Units
LC34-DPT0656-088.0-20181016	GW	10/16/2018	86	90	TT100818	CIS-1,2-DICHLOROETHENE	156-59-2	40	U	UG/L
LC34-DPT0656-093.0-20181016	GW	10/16/2018	91	95	TT100818	1,1,2-TRICHLOROTRIFLUOROETHANE	76-13-1	290	U	UG/L
LC34-DPT0656-093.0-20181016	GW	10/16/2018	91	95	TT100818	TRICHLOROETHENE	79-01-6	101000	NULL	UG/L
LC34-DPT0656-098.0-20181016	GW	10/16/2018	96	100	TT100818	CIS-1,2-DICHLOROETHENE	156-59-2	290	U	UG/L
LC34-DPT0657-008.0-20181017	GW	10/17/2018	6	10	TT100818	1,1,2-TRICHLOROTRIFLUOROETHANE	76-13-1	1	U	UG/L
LC34-DPT0657-008.0-20181017	GW	10/17/2018	6	10	TT100818	TRICHLOROETHENE	79-01-6	1	U	UG/L
LC34-DPT0657-013.0-20181017	GW	10/17/2018	11	15	TT100818	CIS-1,2-DICHLOROETHENE	156-59-2	18	NULL	UG/L
LC34-IW0108-024.0-20181017	GW	10/17/2018	20	28	TT100818	TRANS-1,2-DICHLOROETHENE	156-60-5	1	U	UG/L
LC34-IW0126-024.0-20181017	GW	10/17/2018	20	28	TT100818	1,1-DICHLOROETHENE	75-35-4	1	U	UG/L
LC34-IW0126-024.0-20181017	GW	10/17/2018	20	28	TT100818	VINYL CHLORIDE	75-01-4	2	NULL	UG/L
LC34-IW0127-024.0-20181017	GW	10/17/2018	20	28	TT100818	TRANS-1,2-DICHLOROETHENE	156-60-5	1	U	UG/L
LC34-IW0128-018.0-20181017	GW	10/17/2018	13	23	TT100818	1,1-DICHLOROETHENE	75-35-4	3	U	UG/L
LC34-IW0128-018.0-20181017	GW	10/17/2018	13	23	TT100818	VINYL CHLORIDE	75-01-4	10	NULL	UG/L
LC34-SW1001-000.5-20181016	SW	10/16/2018	0.5	0.5	TT100818	TRANS-1,2-DICHLOROETHENE	156-60-5	1	U	UG/L
LC34-DPT0659-053.0-20181019	GW	10/19/2018	51	55	TT100818	CIS-1,2-DICHLOROETHENE	156-59-2	1	U	UG/L
LC34-IW0131-018.0-20181019	GW	10/19/2018	13	23	TT100818	TRANS-1,2-DICHLOROETHENE	156-60-5	1	U	UG/L
LC34-IW0132-018.0-20181019	GW	10/19/2018	13	23	TT100818	1,1-DICHLOROETHENE	75-35-4	1	U	UG/L
LC34-IW0132-018.0-20181019	GW	10/19/2018	13	23	TT100818	VINYL CHLORIDE	75-01-4	3	NULL	UG/L
LC34-IW0133-018.0-20181019	GW	10/19/2018	13	23	TT100818	TRANS-1,2-DICHLOROETHENE	156-60-5	1	U	UG/L
LC34-SW1002-000.5-20181016	SW	10/16/2018	0.5	0.5	TT100818	1,1-DICHLOROETHENE	75-35-4	1	U	UG/L
LC34-SW1002-000.5-20181016	SW	10/16/2018	0.5	0.5	TT100818	VINYL CHLORIDE	75-01-4	1	U	UG/L
LC34-SW1004-000.5-20181016	SW	10/16/2018	0.5	0.5	TT100818	TRANS-1,2-DICHLOROETHENE	156-60-5	1	U	UG/L
LC34-IW0123-024.0-20181017	GW	10/17/2018	20	28	TT100818	1,1,2-TRICHLOROTRIFLUOROETHANE	76-13-1	1	U	UG/L
LC34-IW0123-024.0-20181017	GW	10/17/2018	20	28	TT100818	TRICHLOROETHENE	79-01-6	3	NULL	UG/L
LC34-IW0124-018.0-20181017	GW	10/17/2018	13	23	TT100818	CIS-1,2-DICHLOROETHENE	156-59-2	10	NULL	UG/L
LC34-IW0125-018.0-20181019	GW	10/19/2018	13	23	TT100818	1,1,2-TRICHLOROTRIFLUOROETHANE	76-13-1	1	U	UG/L
LC34-IW0125-018.0-20181019	GW	10/19/2018	13	23	TT100818	TRICHLOROETHENE	79-01-6	4	NULL	UG/L
LC34-IW0129-018.0-20181019	GW	10/19/2018	13	23	TT100818	TRANS-1,2-DICHLOROETHENE	156-60-5	1	U	UG/L
LC34-IW0130-024.0-20181019	GW	10/19/2018	20	28	TT100818	1,1-DICHLOROETHENE	75-35-4	1	U	UG/L
LC34-IW0130-024.0-20181019	GW	10/19/2018	20	28	TT100818	VINYL CHLORIDE	75-01-4	19	NULL	UG/L
LC34-DPT0656-013.0-20181015	GW	10/15/2018	11	15	TT100818	TRICHLOROETHENE	79-01-6	6	NULL	UG/L
LC34-DPT0656-018.0-20181015	GW	10/15/2018	16	20	TT100818	CIS-1,2-DICHLOROETHENE	156-59-2	10	NULL	UG/L
LC34-DPT0656-023.0-20181015	GW	10/15/2018	21	25	TT100818	1,1,2-TRICHLOROTRIFLUOROETHANE	76-13-1	3	U	UG/L
LC34-DPT0656-023.0-20181015	GW	10/15/2018	21	25	TT100818	TRICHLOROETHENE	79-01-6	3	U	UG/L
LC34-DPT0656-028.0-20181015	GW	10/15/2018	26	30	TT100818	CIS-1,2-DICHLOROETHENE	156-59-2	11	NULL	UG/L
LC34-DPT0656-033.0-20181015	GW	10/15/2018	31	35	TT100818	1,1,2-TRICHLOROTRIFLUOROETHANE	76-13-1	1	U	UG/L
LC34-DPT0656-033.0-20181015	GW	10/15/2018	31	35	TT100818	TRICHLOROETHENE	79-01-6	1	U	UG/L
LC34-DPT0656-038.0-20181015	GW	10/15/2018	36	40	TT100818	CIS-1,2-DICHLOROETHENE	156-59-2	11	NULL	UG/L
LC34-DPT0656-043.0-20181015	GW	10/15/2018	41	45	TT100818	1,1,2-TRICHLOROTRIFLUOROETHANE	76-13-1	1000	U	UG/L
LC34-DPT0656-043.0-20181015	GW	10/15/2018	41	45	TT100818	TRICHLOROETHENE	79-01-6	97000	NULL	UG/L

Sample	Matrix	Sample Date	Top Depth	Bottom Depth	SDG	Parameter	CAS	Lab Result	Lab Qualifier	Units
LC34-DPT0656-048.0-20181015	GW	10/15/2018	46	50	TT100818	CIS-1,2-DICHLOROETHENE	156-59-2	163000	NULL	UG/L
LC34-DPT0656-053.0-20181015	GW	10/15/2018	51	55	TT100818	1,1,2-TRICHLOROTRIFLUOROETHANE	76-13-1	3300	U	UG/L
LC34-DPT0656-053.0-20181015	GW	10/15/2018	51	55	TT100818	TRICHLOROETHENE	79-01-6	376000	NULL	UG/L
LC34-DPT0656-058.0-20181015	GW	10/15/2018	56	60	TT100818	CIS-1,2-DICHLOROETHENE	156-59-2	6100	NULL	UG/L
LC34-DPT0656-063.0-20181015	GW	10/15/2018	61	65	TT100818	1,1,2-TRICHLOROTRIFLUOROETHANE	76-13-1	290	U	UG/L
LC34-DPT0656-063.0-20181015	GW	10/15/2018	61	65	TT100818	TRICHLOROETHENE	79-01-6	4700	NULL	UG/L
LC34-DPT0656-068.0-20181015	GW	10/15/2018	66	70	TT100818	CIS-1,2-DICHLOROETHENE	156-59-2	720	NULL	UG/L
LC34-DPT0656-073.0-20181016	GW	10/16/2018	71	75	TT100818	1,1,2-TRICHLOROTRIFLUOROETHANE	76-13-1	290	U	UG/L
LC34-DPT0656-073.0-20181016	GW	10/16/2018	71	75	TT100818	TRICHLOROETHENE	79-01-6	144000	J	UG/L
LC34-DPT0656-073.0-20181016-D	GW	10/16/2018	71	75	TT100818	CIS-1,2-DICHLOROETHENE	156-59-2	12700	NULL	UG/L
LC34-DPT0656-078.0-20181016	GW	10/16/2018	76	80	TT100818	1,1,2-TRICHLOROTRIFLUOROETHANE	76-13-1	1000	U	UG/L
LC34-DPT0656-078.0-20181016	GW	10/16/2018	76	80	TT100818	TRICHLOROETHENE	79-01-6	62900	NULL	UG/L
LC34-DPT0656-083.0-20181016	GW	10/16/2018	81	85	TT100818	CIS-1,2-DICHLOROETHENE	156-59-2	56	NULL	UG/L
LC34-DPT0656-088.0-20181016	GW	10/16/2018	86	90	TT100818	1,1,2-TRICHLOROTRIFLUOROETHANE	76-13-1	40	U	UG/L
LC34-DPT0656-088.0-20181016	GW	10/16/2018	86	90	TT100818	TRICHLOROETHENE	79-01-6	2100	NULL	UG/L
LC34-DPT0656-093.0-20181016	GW	10/16/2018	91	95	TT100818	CIS-1,2-DICHLOROETHENE	156-59-2	1300	NULL	UG/L
LC34-DPT0656-098.0-20181016	GW	10/16/2018	96	100	TT100818	1,1,2-TRICHLOROTRIFLUOROETHANE	76-13-1	290	U	UG/L
LC34-DPT0656-098.0-20181016	GW	10/16/2018	96	100	TT100818	TRICHLOROETHENE	79-01-6	26300	NULL	UG/L
LC34-DPT0657-008.0-20181017	GW	10/17/2018	6	10	TT100818	CIS-1,2-DICHLOROETHENE	156-59-2	1	U	UG/L
LC34-DPT0657-013.0-20181017	GW	10/17/2018	11	15	TT100818	1,1,2-TRICHLOROTRIFLUOROETHANE	76-13-1	1	U	UG/L
LC34-IW0108-024.0-20181017	GW	10/17/2018	20	28	TT100818	1,1-DICHLOROETHENE	75-35-4	1	U	UG/L
LC34-IW0108-024.0-20181017	GW	10/17/2018	20	28	TT100818	VINYL CHLORIDE	75-01-4	1	NULL	UG/L
LC34-IW0126-024.0-20181017	GW	10/17/2018	20	28	TT100818	TRANS-1,2-DICHLOROETHENE	156-60-5	1	U	UG/L
LC34-IW0127-024.0-20181017	GW	10/17/2018	20	28	TT100818	1,1-DICHLOROETHENE	75-35-4	1	U	UG/L
LC34-IW0127-024.0-20181017	GW	10/17/2018	20	28	TT100818	VINYL CHLORIDE	75-01-4	1	U	UG/L
LC34-IW0128-018.0-20181017	GW	10/17/2018	13	23	TT100818	TRANS-1,2-DICHLOROETHENE	156-60-5	3	U	UG/L
LC34-SW1001-000.5-20181016	SW	10/16/2018	0.5	0.5	TT100818	1,1-DICHLOROETHENE	75-35-4	1	U	UG/L
LC34-SW1001-000.5-20181016	SW	10/16/2018	0.5	0.5	TT100818	VINYL CHLORIDE	75-01-4	1	U	UG/L

Analytical Laboratories of Florida, Inc.

November 28, 2018

Lee Leck
Sample Management Coordinator
TetraTech NUS, Inc.
Project Name: LC34 Site, KSC, Fl.

Re: PDF - Analytical Data Package

Analytical Laboratories of Florida, Inc. (ALF) office located at 2265 Leaside Court, Merritt Island, Florida provided laboratory services for TetraTech NUS, Inc. at the Launch Complex 34 (LC34) area of Kennedy Space Center during direct push temporary well sample collection. The site is located at NASA's Kennedy Space Center, Florida complex. The laboratory contact is Dale Schamp at 321-258-1355. The laboratory project name is TT110518. Analysis was performed utilizing EPA8260D methodology. A total of 208 ground water samples were analyzed by Dale Schamp (Chemist) over a period of twelve days from November 5 – November 21, 2018. The project utilized one mobile laboratory over the duration of the project. The mobile laboratories are certified (Certification Number E83934 or E831090) by the Florida Department of Health using the guidelines of the national NELAC certification program. TetraTech's Information System's Group (http://isg.ttnus.com) specified the excel spreadsheet format utilized to transport environmental analytical data to TetraTech in an electronic format. ALF's data was submitted to TetraTech under file name EDD.NASA.LC34.110518total on November 27, 2018.

TetraTech/NUS' Project Manager is Mark Jonnet out of the Pittsburgh, Pa. office. The Prime Contact's subcontract number is S1157415. The mobile laboratory was utilized to perform laboratory analysis to delineate volatile organic contamination in the groundwater at various NASA sites. The contaminants of concern included vinyl chloride, 1,1-DCE, Freon 113, cis/trans-1,2-DCE, and trichloroethene . The sample analysis load was expected to be up to 25 samples per day.

ALF performed the sample extraction with a Teledyne Stratum sample concentrator utilizing a purge and trap technique. The EPA 5030 method was used as a guideline for this procedure. The process involved is done by purging a gas (UHP helium) through a known sample volume (10 ml – undiluted) at a constant flow rate and specific time. This process transfers the contaminants of concern (COC) from the liquid matrix (groundwater) onto the trap. The trap is then heated to 250C releasing the compounds from the trap into the GC/MS system. An electronic value inside

P.O. Box 349, Cape Canaveral, Florida 32920
E mail: dale.schamp@alf1992.info
Cell phone: 321–258-1355

the Stratum sample concentrator is electronically moved from the load position to the inject position to transfer the COCs to the GC/MS.

ALF's GC/MS system consists of a Stratum PTC hooked up to an Agilent 6890 (or Model 7890) Gas Chromatograph in series with an Agilent 5973 (or Model 5975C) MS detector. The COCs are separated by the gradual increase of temperature of GC oven from 45C to 200C and the column's internal coating. ALF's column of choice is a J&W DB-VRX 20 meter, 0.18mm ID, 1um df. This setup closely follows the requirements of EPA Method 8260D for identification and quantification.

The target compound list had a very wide range of project specific detection limit requirements between 1 and 100 ppb to meet the Florida GCTLs. The lab settled on a method detection level for all compounds of 1 ppb. This detection level allowed the compounds to be analyzed in the scan sensitivity mode only.

The compounds are identified by two ways: retention time and ion spectrum. Simply under repetitive flow rates and consistent oven variation of temperatures a compound will pass through a detector at the same time for unknown samples and known calibration standards. The time, after the start of a run, the compound passes through a detector to give a peak type response is known as the retention time. This is how any Gas Chromatograph with a detector identifies a compound. The MS detector has the additional power of compound ion spectrums which occur when the compounds are bombarded with electrons as they pass into the detector which causes the compounds to fragment. Each COC fragments differently from all other compounds thus this is an additional aid in identifying compounds. In the SIM mode, the detector looks for specific compound fragments which increase detector sensitivity.

The compounds are quantified by comparing area responses of unknown sample concentrations to known calibration standards. The greater the peak area response the greater the concentration of the COC present.

Dale Schamp was the designated Field Chemist for this project. Each day on the Field Activity Form (FAF), the sample analyst would document the sample field description, matrix, sample's date and collection time for each sample received. The FAF also recorded the date and time the sample was received by the mobile laboratory.

P.O. Box 349, Cape Canaveral, Florida 32920
E mail: dale.schamp@alf1992.info
Cell phone: 321–258-1355

Analytical Laboratories of Florida, Inc.

The FAF was also used to record the sample analysis time and volume utilized to perform the analysis. The GC/MS system is linear to 500 ppb for the COCs. Mr. Schamp may have utilized one or two SRI GC systems to determine the sample size which was required to run the sample on the GC/MS. This sample pre-screening process prevented the field chemist from doing multiple runs due to high COC concentrations in the groundwater sample which in turn allowed him to get the final data to the contractor quicker.

Quality Assurance (QA) is an important part of sample analysis. QA is utilized to aid in the measurement of the data quality generated. The FDEP and EPA methods require the mobile laboratory run: a calibration curve, laboratory duplicates, laboratory matrix spikes, daily instrument tune checks, daily method blanks, internal standards, surrogate standards and calibration check standards. Other than the initial calibration standards curves and tune checks, this information can be found in the Excel Data Summary Tables provided and/or the overall Project EDD table required by TetraTech.

Once the sample's analysis was completed, the chemist entered the data into an Excel Data Summary Table spreadsheet. ALF analyzed 12 sample(s) for matrix spike analysis to determine whether the samples themselves cause interferences with the data generation. Project requirements specify 5 % while ALF's frequency was 5.8 % (12/208). ALF analyzed 12 sample duplicate(s) to check analysis reproducibility. This is also required at a frequency of 5% while ALF did this at a rate of 5.8 % (12/208).

The following information is attached or included in the electronic deliverables:

1. TetraTech EDD Data Summary Tables which includes QC data
2. Field Activities Forms
3. A Copy of this Project Summary

The data generated has been reviewed and submitted under TetraTech's EDD format and the data has been reviewed by TetraTech personnel for errors. I can be reached at 321-258-1355, if you have any follow-up questions.

Sincerely,
ANALYTICAL LABORATORIES OF FLORIDA, INC.

Dale A Schamp

Dale Schamp
Chemist

P.O. Box 349, Cape Canaveral, Florida 32920
E mail: dale.schamp@alf1992.info
Cell phone: 321–258-1355

ANALYTICAL LABORATORIES OF FLORIDA

FIELD ACTIVITIES FORM

Project Name: LC34 Batch #4 ALF Project: TT110618

Address: KSC, FL.

PROJECT NOTES:

Method: EPA8260D; Target Compounds: Vinyl chloride, 1,1-dce, F113, c/t-12,DCE and TCE.

11/9/18 Activities:

Lab#2/GC#8

1228 Remove 3 ml GW sample W-595 from VOA vial W-595C-1. Add int/surr stds. Load onto PT-5. FN: LC34-DPT595@63' / Lab ID: TT110518-W-595. 1238 Inject.

1246 Remove 3 ml GW sample W-594 from VOA vial W-594C-2. Add int/surr stds. Load onto PT-5. FN: LC34-DPT595@58' / Lab ID: TT110518-W-594r. 1256 Inject.

1303 Remove 10 ml GW sample W-596 from VOA vial W-596C-1. Add int/surr stds. Load onto PT-5. FN: LC34-DPT595@68' / Lab ID: TT110518-W-596. 1313 Inject.

1321 Remove 0.05 ml GW sample W-597 from VOA vial W-597C-1. Add int/surr stds. Load onto PT-5. FN: LC34-DPT595@73' / Lab ID: TT110518-W-597. 1331 Inject.

1339 Remove 0.02 ml GW sample W-598 from VOA vial W-598C-1. Add int/surr stds. Load onto PT-5. FN: LC34-DPT595@78' / Lab ID: TT110518-W-598. 1349 Inject.

1357 Remove 0.1 ml GW sample W-599 from VOA vial W-599C-1. Add int/surr stds. Load onto PT-5. FN: LC34-DPT595@83' / Lab ID: TT110518-W-599. 1407 Inject.

Lab#1/GC#5

1333 Run 10ml H20 with 100ng spike (fn: 110918ccv2.d). All compound responses between within 20 % expected response and ion ratios within 30% expected ratio.

1356 Run method blank in (fn: 110918blk2.d) 10 ml H20. All analyte responses equal to or < 50% of lowest quantitation calibration standard.Tune Good.

1411 Remove 10 ml GW sample W-600 from VOA vial W-600C-1. Add int/surr stds. Load onto PT-5. FN: LC34-DPT596@8' / Lab ID: TT110518-W-600. 1421 Inject.

1432 Remove 10 ml GW sample W-600 from VOA vial W-600C-2. Add 100ng,int/surr stds. Load onto PT-5. FN: LC34-DPT596@8' / Lab ID: TT110518-W-600ms. 1442 Inject.

1451 Remove 10 ml GW sample W-601 from VOA vial W-601C-1. Add int/surr stds. Load onto PT-5. FN: LC34-DPT596@13' / Lab ID: TT110518-W-601. 1501 Inject.

1509 Remove 10 ml GW sample W-602 from VOA vial W-602C-1. Add int/surr stds. Load onto PT-5. FN: LC34-DPT596@18' / Lab ID: TT110518-W-602. 1519 Inject.

1532 Remove 10 ml GW sample W-603 from VOA vial W-603C-1. Add int/surr stds. Load onto PT-5. FN: LC34-DPT596@23' / Lab ID: TT110518-W-603. 1542 Inject.

1553 Remove 10 ml GW sample W-604 from VOA vial W-604C-1. Add int/surr stds. Load onto PT-5. FN: LC34-DPT596@28' / Lab ID: TT110518-W-604. 1603 Inject.

1611 Remove 2 ml GW sample W-616 from VOA vial W-616C-1. Add int/surr stds. Load onto PT-5. FN: LC34-DPT596@83' / Lab ID: TT110518-W-616. 1621 Inject.

1629 Remove 1 ml GW sample W-615 from VOA vial W-615C-1. Add int/surr stds. Load onto PT-5. FN: LC34-DPT596@78' / Lab ID: TT110518-W-615. 1639 Inject.

1646 Remove 2 ml GW sample W-614 from VOA vial W-614C-1. Add int/surr stds. Load onto PT-5. FN: LC34-DPT596@73' / Lab ID: TT110518-W-614. 1656 Inject.

1738 Remove 0.5 ml GW sample W-613 from VOA vial W-613C-1. Add int/surr stds. Load onto PT-5. FN: LC34-DPT596@68' / Lab ID: TT110518-W-613. 1748 Inject.

Lab#2/GC#8

1418 Run 10ml H20 with 100ng spike (fn: 110918ccv2.d). All compound responses between within 20 % expected response and ion ratios within 30% expected ratio.

1443 Run method blank in (fn: 110918blk2.d) 10 ml H20. All analyte responses equal to or < 50% of lowest quantitation calibration standard.Tune Good.

1453 Remove 0.035 ml GW sample W-606 from VOA vial W-606C-1. Add int/surr stds. Load onto PT-5. FN: LC34-DPT596@33' / Lab ID: TT110518-W-606. 1503 Inject.

1512 Remove 0.01 ml GW sample W-607 from VOA vial W-607C-1. Add int/surr stds. Load onto PT-5. FN: LC34-DPT596@38' / Lab ID: TT110518-W-607. 1522 Inject.

1522 Remove 0.035 ml GW sample W-606 from VOA vial W-606C-2. Add 100ng,int/surr stds. Load onto PT-5. FN: LC34-DPT596@33' / Lab ID: TT110518-W-606ms. 1532 Inject.

1530 Remove 0.01 ml GW sample W-608 from VOA vial W-608C-1. Add int/surr stds. Load onto PT-5. FN: LC34-DPT596@43' / Lab ID: TT110518-W-608. 1540 Inject.

1549 Remove 0.005 ml GW sample W-609 from VOA vial W-609C-1. Add int/surr stds. Load onto PT-5. FN: LC34-DPT596@48' / Lab ID: TT110518-W-609. 1559 Inject.

1608 Remove 0.010 ml GW sample W-610 from VOA vial W-610C-1. Add int/surr stds. Load onto PT-5. FN: LC34-DPT596@53' / Lab ID: TT110518-W-610. 1618 Inject.

1626 Remove 0.035 ml GW sample W-611 from VOA vial W-611C-1. Add int/surr stds. Load onto PT-5. FN: LC34-DPT596@58' / Lab ID: TT110518-W-611. 1636 Inject.

1644 Remove 3 ml GW sample W-612 from VOA vial W-612C-1. Add int/surr stds. Load onto PT-5. FN: LC34-DPT596@63' / Lab ID: TT110518-W-612. 1654 Inject.

1703 Remove 3 ml GW sample W-612 from VOA vial W-612C-2. Add int/surr stds. Load onto PT-5. FN: LC34-DPT596@63' / Lab ID: TT110518-W-612dup. 1713 Inject.

1645 Receive GW samples from Chuck Sorden on ice. Temp = 56F. DPT597@8'(0755)/W617 ; @13'(0805)/W618 ; @ 18'(0815)/W619 ; @23'(0825)/W620 ; @28'(0835)/W621

1645 DPT597@33' (0850)/W622 ; @38' (0905)/W623 ; @43'(0920)/W624 ; @48'(0940)/W625 ; @53'(1000)/W626 ; @58' (1020)/W627 ; @63'(1045)/W628 ; @68'(1335)/W629

1645 DPT597@73' (1400)/W630 ; @78' (1425)/W631 ; @83'(1445)/W632 ; @48'(0940)/W625 ; @53'(1000)/W626 ; @58' (1020)/W627 ; @63'(1045)/W628 ; @68'(1335)/W629

Lab#1/GC#5

1704 Remove 10 ml GW sample W-617 from VOA vial W-617C-1. Add int/surr stds. Load onto PT-5. FN: LC34-DPT597@8' / Lab ID: TT110518-W-617. 1714 Inject.

1721 Remove 10 ml GW sample W-617 from VOA vial W-617C-2. Add int/surr stds. Load onto PT-5. FN: LC34-DPT597@8' / Lab ID: TT110518-W-617DUP. 1731 Inject.

1740 Remove 10 ml GW sample W-618 from VOA vial W-618C-1. Add int/surr stds. Load onto PT-5. FN: LC34-DPT597@13' / Lab ID: TT110518-W-618. 1750 Inject.

1757 Remove 10 ml GW sample W-619 from VOA vial W-619C-1. Add int/surr stds. Load onto PT-5. FN: LC34-DPT597@18' / Lab ID: TT110518-W-619. 1807 Inject.

1815 Remove 10 ml GW sample W-620 from VOA vial W-620C-1. Add int/surr stds. Load onto PT-5. FN: LC34-DPT597@23' / Lab ID: TT110518-W-620. 1825 Inject.

1833 Remove 3 ml GW sample W-621 from VOA vial W-621C-1. Add int/surr stds. Load onto PT-5. FN: LC34-DPT597@28' / Lab ID: TT110518-W-621. 1843 Inject.

1849 Remove 5 ml GW sample W-622 from VOA vial W-622C-1. Add int/surr stds. Load onto PT-5. FN: LC34-DPT597@33' / Lab ID: TT110518-W-622. 1859 Inject.

1907 Remove 0.035 ml GW sample W-623 from VOA vial W-623C-1. Add int/surr stds. Load onto PT-5. FN: LC34-DPT597@38' / Lab ID: TT110518-W-623. 1917 Inject.

1924 Remove 0.035 ml GW sample W-624 from VOA vial W-624C-1. Add int/surr stds. Load onto PT-5. FN: LC34-DPT597@43' / Lab ID: TT110518-W-624. 1934 Inject.

1941 Remove 0.005 ml GW sample W-625 from VOA vial W-625C-1. Add int/surr stds. Load onto PT-5. FN: LC34-DPT597@48' / Lab ID: TT110518-W-625. 1951 Inject.

1955 Remove 0.035 ml GW sample W-626 from VOA vial W-626C-1. Add int/surr stds. Load onto PT-5. FN: LC34-DPT597@53' / Lab ID: TT110518-W-626. 2005 Inject.

2011 Remove 0.003 ml GW sample W-627 from VOA vial W-627C-1. Add int/surr stds. Load onto PT-5. FN: LC34-DPT597@58' / Lab ID: TT110518-W-627. 2021 Inject.

2028 Remove 0.010 ml GW sample W-628 from VOA vial W-628C-1. Add int/surr stds. Load onto PT-5. FN: LC34-DPT597@63' / Lab ID: TT110518-W-628. 2038 Inject.

2047 Remove 0.25 ml GW sample W-629 from VOA vial W-629C-1. Add int/surr stds. Load onto PT-5. FN: LC34-DPT597@68' / Lab ID: TT110518-W-629. 2057 Inject.

2103 Remove 0.035 ml GW sample W-630 from VOA vial W-630C-1. Add int/surr stds. Load onto PT-5. FN: LC34-DPT597@73' / Lab ID: TT110518-W-630. 2113 Inject.

2120 Remove 0.005 ml GW sample W-631 from VOA vial W-631C-1. Add int/surr stds. Load onto PT-5. FN: LC34-DPT597@78' / Lab ID: TT110518-W-631. 2130 Inject.

2138 Remove 0.05 ml GW sample W-632 from VOA vial W-632C-1. Add int/surr stds. Load onto PT-5. FN: LC34-DPT597@83' / Lab ID: TT110518-W-632. 2148 Inject.

Sampler / Company On-site: Chuck Sorden - Tetratetch

Delays: _____

Weather: _____

Date: 11/9/18 Page 3 of 9

Signature: 

Important phone calls / Changes:

ANALYTICAL LABORATORIES OF FLORIDA

FIELD ACTIVITIES FORM

Project Name: LC34 Batch #4 ALF Project: TT110618

Address: KSC, FL.

PROJECT NOTES:

Method: EPA8260D; Target Compounds: Vinyl chloride, 1,1-dce, F113, c/t-12,DCE and TCE.

11/12/18 Activities: Lab#1/GC#5

0831 Run BFB Dynamic hardware tune ; Refrigerator # 2 temp < -5C ; Ambient temp 81 F. JG Finneran C#340024-2895 lot# 793917017v1

0835 Run method blank in (fn: 111218blk1.d) 10 ml H20. All analyte responses equal to or < 50% of lowest quantitation calibration standard.Tune Good.

0853 Run 10ml H20 with 100ng spike (fn: 111218ccv1.d). All compound responses between within 20 % expected response and ion ratios within 30% expected ratio.

1110 Rec GW samples (2 @ 40 ml VOA vials) from Chuck Sorden on ice. Temp = 66F. DPT598@8' (1030)/W633 ; @13'(1040)/W634 ; @18'(1050)/W635

1110 Rec GW samples. DPT598@23' (1030)/W633 ; @13'(1040)/W634 ; @18'(1050)/W635 ; @ 23'(1105)/W636

1134 Remove 10 ml GW sample W-633 from VOA vial W-633C-1. Add int/surr stds. Load onto PT-5. FN: LC34-DPT598@8' / Lab ID: TT110518-W-633. 1144 Inject.

1152 Remove 10 ml GW sample W-634 from VOA vial W-634C-1. Add int/surr stds. Load onto PT-5. FN: LC34-DPT598@13' / Lab ID: TT110518-W-634. 1202 Inject.

1209 Remove 10 ml GW sample W-634 from VOA vial W-634C-2. Add int/surr stds. Load onto PT-5. FN: LC34-DPT598@13' / Lab ID: TT110518-W-634DUP. 1219 Inject.

1226 Remove 10 ml GW sample W-635 from VOA vial W-635C-1. Add int/surr stds. Load onto PT-5. FN: LC34-DPT598@18' / Lab ID: TT110518-W-635. 1236 Inject.

1245 Remove 10 ml GW sample W-635 from VOA vial W-635C-2. Add 100NG,int/surr stds. Load onto PT-5. FN: LC34-DPT598@18' / Lab ID: TT110518-W-635MS. 1255 Inject.

1302 Remove 10 ml GW sample W-636 from VOA vial W-636C-1. Add int/surr stds. Load onto PT-5. FN: LC34-DPT598@23' / Lab ID: TT110518-W-636. 1312 Inject.

1420 Rec GW samples (2 @ 40 ml VOA vials) from Chuck Sorden on ice. Temp = 68F. DPT598@28' (1120)/W637 ; @33'(1210)/W638 ; @38'(1225)/W639

1420 Rec GW samples. DPT598@43' (1245)/W640 ; @48'(1305)/W641 ; @53'(1325)/W642 ; @58'(1415)/W643

1450 Remove 10 ml GW sample W-637 from VOA vial W-637C-1. Add int/surr stds. Load onto PT-5. FN: LC34-DPT598@28' / Lab ID: TT110518-W-637. 1500 Inject.

1511 Remove 1 ml GW sample W-638 from VOA vial W-638C-1. Add int/surr stds. Load onto PT-5. FN: LC34-DPT598@33' / Lab ID: TT110518-W-638. 1521 Inject.

1527 Remove 10 ml GW sample W-638 from VOA vial W-638C-1. Add int/surr stds. Load onto PT-5. FN: LC34-DPT598@33' / Lab ID: TT110518-W-638R. 1537 Inject.

1544 Remove 0.05 ml GW sample W-639 from VOA vial W-639C-1. Add int/surr stds. Load onto PT-5. FN: LC34-DPT598@38' / Lab ID: TT110518-W-639. 1554 Inject.

1600 Remove 0.04 ml GW sample W-640 from VOA vial W-640C-1. Add int/surr stds. Load onto PT-5. FN: LC34-DPT598@43' / Lab ID: TT110518-W-640. 1610 Inject.

1617 Remove 0.1 ml GW sample W-641 from VOA vial W-641C-1. Add int/surr stds. Load onto PT-5. FN: LC34-DPT598@48' / Lab ID: TT110518-W-641. 1627 Inject.

1635 Remove 2 ml GW sample W-642 from VOA vial W-642C-1. Add int/surr stds. Load onto PT-5. FN: LC34-DPT598@53' / Lab ID: TT110518-W-642. 1645 Inject.

1651 Remove 0.2 ml GW sample W-643 from VOA vial W-643C-1. Add int/surr stds. Load onto PT-5. FN: LC34-DPT598@58' / Lab ID: TT110518-W-643. 1701 Inject.

1735 Rec GW samples (2 @ 40 ml VOA vials) from Chuck Sorden on ice. Temp = 66F. DPT598@63' (1440)/W644 ; @68'(1510)/W645 ; @73'(1540)/W646

1735 Rec GW samples on ice. DPT598@78' (1620)/W647 ; @83'(1650)/W648

1743 Remove 0.2 ml GW sample W-644 from VOA vial W-644C-1. Add int/surr stds. Load onto PT-5. FN: LC34-DPT598@63' / Lab ID: TT110518-W-644. 1753 Inject.

1759 Remove 2 ml GW sample W-644 from VOA vial W-644C-1. Add int/surr stds. Load onto PT-5. FN: LC34-DPT598@63' / Lab ID: TT110518-W-644R. 1809 Inject.

1816 Remove 3 ml GW sample W-645 from VOA vial W-645C-1. Add int/surr stds. Load onto PT-5. FN: LC34-DPT598@68' / Lab ID: TT110518-W-645. 1826 Inject.

1832 Remove 0.25 ml GW sample W-646 from VOA vial W-646C-1. Add int/surr stds. Load onto PT-5. FN: LC34-DPT598@73' / Lab ID: TT110518-W-646. 1842 Inject.

1849 Remove 0.035 ml GW sample W-647 from VOA vial W-647C-1. Add int/surr stds. Load onto PT-5. FN: LC34-DPT598@78' / Lab ID: TT110518-W-647. 1859 Inject.

1837 Remove 1 ml GW sample W-648 from VOA vial W-648C-1. Add int/surr stds. Load onto PT-5. FN: LC34-DPT598@83' / Lab ID: TT110518-W-648. 1847 Inject.

11/13/18 Activities:

0812 Run BFB Dynamic hardware tune ; Refrigerator # 2 temp < -5C ; Ambient temp 75 F. JG Finneran C#340024-2895 lot# 793917017v1

0817 Run method blank in (fn: 111318blk1.d) 10 ml H20. All analyte responses equal to or < 50% of lowest quantitation calibration standard.Tune Good.

0830 - 1230 Recalibrate GC#5 File name: 111318dry5cb.M

1245 Rec GW samples (2 @ 40 ml VOA vials) from Chuck Sorden on ice. Temp = 58F. DPT599@8' (0910)/W649 ; @13'(0920)/W650 ; @18'(0930)/W651

1245 Rec GW samples on ice. DPT599@23' (0940)/W652 ; @28'(0950)/W653 ; @33'(1005)/W654 ;@38'(1020)/W655 ; @43'(1035)/W656 ; @48'(1055)/W657

1245 Rec GW samples on ice. DPT599@53' (1120)/W658 ; @58'(1140)/W659 ; @63'(1205)/W660

1328 Remove 10 ml GW sample W-649 from VOA vial W-649C-1. Add int/surr stds. Load onto PT-5. FN: LC34-DPT599@8' / Lab ID: TT110518-W-649. 1338 Inject.

1345 Remove 10 ml GW sample W-650 from VOA vial W-650C-1. Add int/surr stds. Load onto PT-5. FN: LC34-DPT599@13' / Lab ID: TT110518-W-650. 1355 Inject.

1439 Remove 0.10 ml GW sample W-652 from VOA vial W-652C-1. Add int/surr stds. Load onto PT-5. FN: LC34-DPT599@23' / Lab ID: TT110518-W-652. 1449 Inject.

1456 Remove 3 ml GW sample W-651 from VOA vial W-651C-1. Add int/surr stds. Load onto PT-5. FN: LC34-DPT599@18' / Lab ID: TT110518-W-651. 1506 Inject.

1514 Remove 3 ml GW sample W-651 from VOA vial W-651C-2. Add int/surr stds. Load onto PT-5. FN: LC34-DPT599@18' / Lab ID: TT110518-W-651dup. 1524 Inject.

1531 Remove 10 ml GW sample W-650 from VOA vial W-650C-2. Add 100ng,int/surr stds. Load onto PT-5. FN: LC34-DPT599@13' / Lab ID: TT110518-W-650ms. 1541 Inject.

1548 Remove 0.035 ml GW sample W-653 from VOA vial W-653C-1. Add int/surr stds. Load onto PT-5. FN: LC34-DPT599@28' / Lab ID: TT110518-W-653. 1558 Inject.

1605 Remove 0.005 ml GW sample W-654 from VOA vial W-654C-1. Add int/surr stds. Load onto PT-5. FN: LC34-DPT599@33' / Lab ID: TT110518-W-654. 1615 Inject.

1623 Remove 0.003 ml GW sample W-655 from VOA vial W-655C-1. Add int/surr stds. Load onto PT-5. FN: LC34-DPT599@38' / Lab ID: TT110518-W-655. 1633 Inject.

1640 Remove 0.005 ml GW sample W-656 from VOA vial W-656C-1. Add int/surr stds. Load onto PT-5. FN: LC34-DPT599@43' / Lab ID: TT110518-W-656. 1650 Inject.

1656 Remove 0.005 ml GW sample W-657 from VOA vial W-657C-1. Add int/surr stds. Load onto PT-5. FN: LC34-DPT599@48' / Lab ID: TT110518-W-657. 1706 Inject.

1717 Remove 0.25 ml GW sample W-658 from VOA vial W-658C-1. Add int/surr stds. Load onto PT-5. FN: LC34-DPT599@53' / Lab ID: TT110518-W-658. 1727 Inject.

1730 Rec GW samples (2 @ 40 ml VOA vials) from Chuck Sorden on ice. Temp = 64F. DPT599@68' (1300)/W661 ; @73'(1335)/W662 ; @78'(1405)/W663

1730 Rec GW samples on ice. DPT599@83' (1440)/W664 ; @88'(1540)/W665 ; @93'(1610)/W666 ; @98'(1640)/W667

Sampler / Company On-site: Chuck Sorden - Tetratetch

Delays: _____

Weather: _____

Date: 11/12-13/18 Page 4 of 9

Signature: Dale A Shay

Important phone calls / Changes:

ANALYTICAL LABORATORIES OF FLORIDA

FIELD ACTIVITIES FORM

Project Name: LC34 Batch #4 ALF Project: TT110618

Address: KSC, FL.

PROJECT NOTES:

Method: EPA8260D; Target Compounds: Vinyl chloride, 1,1-dce, F113, c/t-12,DCE and TCE.

11/13/18 Activities: Lab#1/GC#5

1734 Remove 2 ml GW sample W-659 from VOA vial W-659C-1. Add int/surr stds. Load onto PT-5. FN: LC34-DPT599@58' / Lab ID: TT110518-W-659. 1744 Inject.
1754 Remove 2 ml GW sample W-660 from VOA vial W-660C-1. Add int/surr stds. Load onto PT-5. FN: LC34-DPT599@63' / Lab ID: TT110518-W-660. 1804 Inject.
1807 (L#2) Remove 0.025 ml GW sample W-667 from VOA vial W-667C-1. Add int/surr stds. Load onto PT-5. FN: LC34-DPT599@98' / Lab ID: TT110518-W-667. 1817 Inject.
1813 Remove 2 ml GW sample W-661 from VOA vial W-661C-1. Add int/surr stds. Load onto PT-5. FN: LC34-DPT599@68' / Lab ID: TT110518-W-661. 1823 Inject.
1826 (L#2) Remove 0.5 ml GW sample W-666 from VOA vial W-666C-1. Add int/surr stds. Load onto PT-5. FN: LC34-DPT599@93' / Lab ID: TT110518-W-666. 1836Inject.
1830 Remove 1 ml GW sample W-662 from VOA vial W-662C-1. Add int/surr stds. Load onto PT-5. FN: LC34-DPT599@73' / Lab ID: TT110518-W-662. 1840 Inject.
1843 (L#2) Remove 0.25 ml GW sample W-667 from VOA vial W-667C-2. Add int/surr stds. Load onto PT-5. FN: LC34-DPT599@98' / Lab ID: TT110518-W-667r. 1853 Inject.
1847 Remove 1 ml GW sample W-663 from VOA vial W-663C-1. Add int/surr stds. Load onto PT-5. FN: LC34-DPT599@78' / Lab ID: TT110518-W-663. 1857 Inject.
1905 Remove 1 ml GW sample W-664 from VOA vial W-664C-1. Add int/surr stds. Load onto PT-5. FN: LC34-DPT599@83' / Lab ID: TT110518-W-664. 1915 Inject.
1901 Remove 0.5 ml GW sample W-665 from VOA vial W-665C-1. Add int/surr stds. Load onto PT-5. FN: LC34-DPT599@88' / Lab ID: TT110518-W-665. 1911 Inject.

11/14/18 Activities:

0915 Rec 1 GW sample (2 @ 40 ml VOA vials) from CS on ice. Field No.DPT600@8'(0910); LabID TT110518-W668
0925 Rec 1 GW sample (2 @ 40 ml VOA vials) from CS on ice. Field No.DPT600@13'(0920); LabID TT110518-W669
0925 Run BFB Dynamic hardware tune ; Refrigerator # 2 temp < -5C ; Ambient temp 78 F. JG Finneran C#340024-2895 lot# 793917017v1
0928 Run method blank in (fn: 111418blk1.d) 10 ml H20. All analyte responses equal to or < 50% of lowest quantitation calibration standard.Tune Good.
0935 Rec 1 GW sample (2 @ 40 ml VOA vials) from CS on ice. Field No.DPT600@18'(0930); LabID TT110518-W670
0945 Rec 1 GW sample (2 @ 40 ml VOA vials) from CS on ice. Field No.DPT600@23'(0940); LabID TT110518-W671
0955 Rec 1 GW sample (2 @ 40 ml VOA vials) from CS on ice. Field No.DPT600@28'(0950); LabID TT110518-W672
1000 - 1230 Recalibrate GC#5 File name: 111418dry5cb.M
1010 Rec 1 GW sample (2 @ 40 ml VOA vials) from CS on ice. Field No.DPT600@33'(1005); LabID TT110518-W673
1025 Rec 1 GW sample (2 @ 40 ml VOA vials) from CS on ice. Field No.DPT600@38'(1020); LabID TT110518-W674
1040 Rec 1 GW sample (2 @ 40 ml VOA vials) from CS on ice. Field No.DPT600@43'(1035); LabID TT110518-W675
1104 Rec 1 GW sample (2 @ 40 ml VOA vials) from CS on ice. Field No.DPT600@48'(1100); LabID TT110518-W676
1125 Rec 1 GW sample (2 @ 40 ml VOA vials) from CS on ice. Field No.DPT600@53'(1120); LabID TT110518-W677
1145 Rec 1 GW sample (2 @ 40 ml VOA vials) from CS on ice. Field No.DPT600@58'(1140); LabID TT110518-W678
1210 Rec 1 GW sample (2 @ 40 ml VOA vials) from CS on ice. Field No.DPT600@63'(1205); LabID TT110518-W679
1256 Remove 10 ml GW sample W-668 from VOA vial W-668C-1. Add int/surr stds. Load onto PT-5. FN: LC34-DPT600@8' / Lab ID: TT110518-W-668. 1306 Inject.
1310 Rec 1 GW sample (2 @ 40 ml VOA vials) from CS on ice. Field No.DPT600@68'(1305); LabID TT110518-W680
1313 Remove 10 ml GW sample W-668 from VOA vial W-668C-2. Add 100ng,int/surr stds. Load onto PT-5. FN: LC34-DPT600@8' / Lab ID: TT110518-W-668MS. 1323 Inject.
1330 Remove 10 ml GW sample W-669 from VOA vial W-669C-1. Add int/surr stds. Load onto PT-5. FN: LC34-DPT600@13' / Lab ID: TT110518-W-669. 1340 Inject.
1340 Rec 1 GW sample (2 @ 40 ml VOA vials) from CS on ice. Field No.DPT600@73'(1335); LabID TT110518-W681
1347 Remove 10 ml GW sample W-670 from VOA vial W-670C-1. Add int/surr stds. Load onto PT-5. FN: LC34-DPT600@18' / Lab ID: TT110518-W-670. 1357 Inject.
1404 Remove 1 ml GW sample W-671 from VOA vial W-671C-1. Add int/surr stds. Load onto PT-5. FN: LC34-DPT600@23' / Lab ID: TT110518-W-671. 1414 Inject.
1410 Rec 1 GW sample (2 @ 40 ml VOA vials) from CS on ice. Field No.DPT600@78'(1400); LabID TT110518-W682
1422 Remove 0.5 ml GW sample W-672 from VOA vial W-672C-1. Add int/surr stds. Load onto PT-5. FN: LC34-DPT600@28' / Lab ID: TT110518-W-672. 1432 Inject.
1435 Rec 1 GW sample (2 @ 40 ml VOA vials) from CS on ice. Field No.DPT600@83'(1430); LabID TT110518-W683
1439 Remove 3 ml GW sample W-672 from VOA vial W-672C-2. Add int/surr stds. Load onto PT-5. FN: LC34-DPT600@28' / Lab ID: TT110518-W-672r. 1449 Inject.
1456 Remove 3 ml GW sample W-673 from VOA vial W-673C-1. Add int/surr stds. Load onto PT-5. FN: LC34-DPT600@33' / Lab ID: TT110518-W-673. 1506 Inject.
1510 Rec 1 GW sample (2 @ 40 ml VOA vials) from CS on ice. Field No.DPT600@88'(1505); LabID TT110518-W684
1514 Remove 0.5 ml GW sample W-674 from VOA vial W-674C-1. Add int/surr stds. Load onto PT-5. FN: LC34-DPT600@38' / Lab ID: TT110518-W-674. 1524 Inject.
1531 Remove 3 ml GW sample W-674 from VOA vial W-674C-2. Add int/surr stds. Load onto PT-5. FN: LC34-DPT600@38' / Lab ID: TT110518-W-674DUP. 1541 Inject.
1540 Rec 1 GW sample (2 @ 40 ml VOA vials) from CS on ice. Field No.DPT600@93'(1535); LabID TT110518-W685
1549 Remove 0.25 ml GW sample W-675 from VOA vial W-675C-1. Add int/surr stds. Load onto PT-5. FN: LC34-DPT600@43' / Lab ID: TT110518-W-675. 1559 Inject.
1606 Remove 0.035 ml GW sample W-676 from VOA vial W-676C-1. Add int/surr stds. Load onto PT-5. FN: LC34-DPT600@48' / Lab ID: TT110518-W-676. 1616 Inject.
1610 Rec 1 GW sample (2 @ 40 ml VOA vials) from CS on ice. Field No.DPT600@98'(1605); LabID TT110518-W686
1623 Remove 0.035 ml GW sample W-677 from VOA vial W-677C-1. Add int/surr stds. Load onto PT-5. FN: LC34-DPT600@53' / Lab ID: TT110518-W-677. 1633 Inject.
1639 Remove 0.035 ml GW sample W-678 from VOA vial W-678C-1. Add int/surr stds. Load onto PT-5. FN: LC34-DPT600@58' / Lab ID: TT110518-W-678. 1649 Inject.
1655 Remove 1 ml GW sample W-679 from VOA vial W-679C-1. Add int/surr stds. Load onto PT-5. FN: LC34-DPT600@63' / Lab ID: TT110518-W-679. 1705 Inject.
1711 Remove 5 ml GW sample W-680 from VOA vial W-680C-1. Add int/surr stds. Load onto PT-5. FN: LC34-DPT600@68' / Lab ID: TT110518-W-680. 1721 Inject.
1728 Remove 10 ml GW sample W-681 from VOA vial W-681C-1. Add int/surr stds. Load onto PT-5. FN: LC34-DPT600@73' / Lab ID: TT110518-W-681. 1738 Inject.

Sampler / Company On-site: Chuck Sorden - Tetratetch

Delays:

Weather:

Date: 11/13-14/18 Page 5 of 9

Signature:

Important phone calls / Changes:

ANALYTICAL LABORATORIES OF FLORIDA

FIELD ACTIVITIES FORM

Project Name: LC34 Batch #4 ALF Project: TT110618

Address: KSC, FL.

PROJECT NOTES:

Method: EPA8260D; Target Compounds: Vinyl chloride, 1,1-dce, F113, c/t-12,DCE and TCE.

11/14/18 Activities: Lab#1/GC#5

1743 Remove 0.5 ml GW sample W-682 from VOA vial W-682C-1. Add int/surr stds. Load onto PT-5. FN: LC34-DPT600@78' / Lab ID: TT110518-W-682. 1753 Inject.
1801 Remove 5 ml GW sample W-683 from VOA vial W-683C-1. Add int/surr stds. Load onto PT-5. FN: LC34-DPT600@83' / Lab ID: TT110518-W-683. 1811 Inject.
1818 Remove 10 ml GW sample W-684 from VOA vial W-684C-1. Add int/surr stds. Load onto PT-5. FN: LC34-DPT600@88' / Lab ID: TT110518-W-684. 1828 Inject.
1833 Remove 5 ml GW sample W-685 from VOA vial W-685C-1. Add int/surr stds. Load onto PT-5. FN: LC34-DPT600@93' / Lab ID: TT110518-W-685. 1843 Inject.
1852 Remove 5 ml GW sample W-686 from VOA vial W-686C-1. Add int/surr stds. Load onto PT-5. FN: LC34-DPT600@98' / Lab ID: TT110518-W-686. 1902 Inject.

11/16/18 Activities:

0803 Run BFB Dynamic hardware tune ; Refrigerator # 9 temp < -5C ; Ambient temp 62 F. JG Finneran C#340024-2895 lot# 793917017v1
0812 Run method blank in (fn: 111618blk1.d) 10 ml H20. All analyte responses equal to or < 50% of lowest quantitation calibration standard.Tune Good.
0815 Rec 1 GW sample (2 @ 40 ml VOA vials) from CS on ice. Field No.DPT601@8'(0800); LabID TT110518-W687
0820 Rec 1 GW sample (2 @ 40 ml VOA vials) from CS on ice. Field No.DPT601@13'(0810); LabID TT110518-W688
0828 Run 10ml H20 with 100ng spike (fn: 111618ccv1.d). All compound responses between within 20 % expected response and ion ratios within 30% expected ratio.
0830 Rec 1 GW sample (2 @ 40 ml VOA vials) from CS on ice. Field No.DPT601@18'(0820); LabID TT110518-W689
0838 Remove 10 ml GW sample W-687 from VOA vial W-687C-1. Add int/surr stds. Load onto PT-5. FN: LC34-DPT601@8' / Lab ID: TT110518-W-687. 0848 Inject.
0840 Rec 1 GW sample (2 @ 40 ml VOA vials) from CS on ice. Field No.DPT601@23'(0830); LabID TT110518-W690
0845 Rec 1 GW sample (2 @ 40 ml VOA vials) from CS on ice. Field No.DPT601@28'(0840); LabID TT110518-W691
0855 Remove 10 ml GW sample W-687 from VOA vial W-687C-2. Add int/surr stds. Load onto PT-5. FN: LC34-DPT601@8' / Lab ID: TT110518-W-687DUP. 0905 Inject.
0900 Rec 1 GW sample (2 @ 40 ml VOA vials) from CS on ice. Field No.DPT601@33'(0855); LabID TT110518-W692
0912 Rec 1 GW sample (2 @ 40 ml VOA vials) from CS on ice. Field No.DPT601@38'(0910); LabID TT110518-W693
0913 Remove 5 ml GW sample W-688 from VOA vial W-688C-1. Add int/surr stds. Load onto PT-5. FN: LC34-DPT601@13' / Lab ID: TT110518-W-688. 0923 Inject.
0929 Remove 5 ml GW sample W-688 from VOA vial W-688C-2. Add 100NG,int/surr stds. Load onto PT-5. FN: LC34-DPT601@13' / Lab ID: TT110518-W-688MS. 0939 Inject.
0930 Rec 1 GW sample (2 @ 40 ml VOA vials) from CS on ice. Field No.DPT601@43'(0925); LabID TT110518-W694
0947 Remove 10 ml GW sample W-689 from VOA vial W-689C-1. Add int/surr stds. Load onto PT-5. FN: LC34-DPT601@18' / Lab ID: TT110518-W-689. 0957 Inject.
0945 Rec 1 GW sample (2 @ 40 ml VOA vials) from CS on ice. Field No.DPT601@48'(0940); LabID TT110518-W695
1000 Rec 1 GW sample (2 @ 40 ml VOA vials) from CS on ice. Field No.DPT601@53'(0955); LabID TT110518-W696
1005 Remove 3 ml GW sample W-690 from VOA vial W-690C-1. Add int/surr stds. Load onto PT-5. FN: LC34-DPT601@23' / Lab ID: TT110518-W-690. 1015 Inject.
1022 Remove 0.25 ml GW sample W-691 from VOA vial W-691C-1. Add int/surr stds. Load onto PT-5. FN: LC34-DPT601@28' / Lab ID: TT110518-W-691. 1032 Inject.
1025 Rec 1 GW sample (2 @ 40 ml VOA vials) from CS on ice. Field No.DPT601@58'(1020); LabID TT110518-W697
1038 Remove 0.035 ml GW sample W-692 from VOA vial W-692C-1. Add int/surr stds. Load onto PT-5. FN: LC34-DPT601@33' / Lab ID: TT110518-W-692. 1048 Inject.
1050 Rec 1 GW sample (2 @ 40 ml VOA vials) from CS on ice. Field No.DPT601@63'(1045); LabID TT110518-W698
1055 Remove 0.035 ml GW sample W-693 from VOA vial W-693C-1. Add int/surr stds. Load onto PT-5. FN: LC34-DPT601@38' / Lab ID: TT110518-W-693. 1105 Inject.
1112 Remove 0.01 ml GW sample W-694 from VOA vial W-694C-1. Add int/surr stds. Load onto PT-5. FN: LC34-DPT601@43' / Lab ID: TT110518-W-694. 1122 Inject.
1115 Rec 1 GW sample (2 @ 40 ml VOA vials) from CS on ice. Field No.DPT601@68'(1110); LabID TT110518-W699
1129 Remove 0.035 ml GW sample W-695 from VOA vial W-695C-1. Add int/surr stds. Load onto PT-5. FN: LC34-DPT601@48' / Lab ID: TT110518-W-695. 1139 Inject.
1145 Rec 1 GW sample (2 @ 40 ml VOA vials) from CS on ice. Field No.DPT601@73'(1140); LabID TT110518-W700
1146 Remove 0.5 ml GW sample W-696 from VOA vial W-696C-1. Add int/surr stds. Load onto PT-5. FN: LC34-DPT601@53' / Lab ID: TT110518-W-696. 1156 Inject.
1202 Remove 3 ml GW sample W-697 from VOA vial W-697C-1. Add int/surr stds. Load onto PT-5. FN: LC34-DPT601@58' / Lab ID: TT110518-W-697. 1212 Inject.
1215 Rec 1 GW sample (2 @ 40 ml VOA vials) from CS on ice. Field No.DPT601@78'(1210); LabID TT110518-W701
1220 Remove 3 ml GW sample W-698 from VOA vial W-698C-1. Add int/surr stds. Load onto PT-5. FN: LC34-DPT601@63' / Lab ID: TT110518-W-698. 1230 Inject.
1236 Remove 10 ml GW sample W-699 from VOA vial W-699C-1. Add int/surr stds. Load onto PT-5. FN: LC34-DPT601@68' / Lab ID: TT110518-W-699. 1246 Inject.
1240 Rec 1 GW sample (2 @ 40 ml VOA vials) from CS on ice. Field No.DPT601@83'(1235); LabID TT110518-W702
1253 Remove 10 ml GW sample W-700 from VOA vial W-700C-1. Add int/surr stds. Load onto PT-5. FN: LC34-DPT601@73' / Lab ID: TT110518-W-700. 1303 Inject.
1310 Remove 1 ml GW sample W-701 from VOA vial W-701C-1. Add int/surr stds. Load onto PT-5. FN: LC34-DPT601@78' / Lab ID: TT110518-W-701. 1320 Inject.
1320 Rec 1 GW sample (2 @ 40 ml VOA vials) from CS on ice. Field No.DPT601@88'(1315); LabID TT110518-W703
1326 Remove 3 ml GW sample W-702 from VOA vial W-702C-1. Add int/surr stds. Load onto PT-5. FN: LC34-DPT601@83' / Lab ID: TT110518-W-702. 1336 Inject.
1343 Remove 10 ml GW sample W-703 from VOA vial W-703C-1. Add int/surr stds. Load onto PT-5. FN: LC34-DPT601@88' / Lab ID: TT110518-W-703. 1353 Inject.
1350 Rec 1 GW sample (2 @ 40 ml VOA vials) from CS on ice. Field No.DPT601@93'(1345); LabID TT110518-W704
1352 Remove 10 ml GW sample W-704 from VOA vial W-704C-1. Add int/surr stds. Load onto PT-5. FN: LC34-DPT601@93' / Lab ID: TT110518-W-704. 1402 Inject.
1417 Rec 1 GW sample (2 @ 40 ml VOA vials) from CS on ice. Field No.DPT601@98'(1415); LabID TT110518-W705
1418 Remove 10 ml GW sample W-705 from VOA vial W-705C-1. Add int/surr stds. Load onto PT-5. FN: LC34-DPT601@98' / Lab ID: TT110518-W-705. 1428 Inject.
1445 Discard samples in IDW drum.

Sampler / Company On-site: Chuck Sorden - Tetratetch

Delays: _____

Weather: _____

Date: 11/14, 16/18 Page 6 of 9

Signature: Dale A Shup

Important phone calls / Changes:

ANALYTICAL LABORATORIES OF FLORIDA

FIELD ACTIVITIES FORM

Project Name: LC34 Batch #4 ALF Project: TT110618

Address: KSC, FL.

PROJECT NOTES:

Method: EPA8260D; Target Compounds: Vinyl chloride, 1,1-dce, F113, c/t-12,DCE and TCE.

11/19/18 Activities: Lab#1/GC#5

0908 Run BFB Dynamic hardware tune ; Refrigerator # 9 temp < -5C ; Ambient temp 72 F. JG Finneran C#340024-2895 lot# 793917017v1

0912 Run method blank in (fn: 111918blk1.d) 10 ml H20. All analyte responses equal to or < 50% of lowest quantitation calibration standard.Tune Good.

0929 Run 10ml H20 with 100ng spike (fn: 111918ccv1.d). All compound responses between within 20 % expected response and ion ratios within 30% expected ratio.

0930 Rec 1 GW sample (2 @ 40 ml VOA vials) from CS on ice. Field No.DPT670@8'(0925); LabID TT110518-W706

0929 Run 10ml H20 with 100ng spike (fn: 111918ccv1.d). All compound responses between within 20 % expected response and ion ratios within 30% expected ratio.

0936 Remove 10 ml GW sample W-706 from VOA vial W-706C-1. Add int/surr stds. Load onto PT-5. FN: LC34-DPT670@8' / Lab ID: TT110518-W-706. 0946 Inject.

0945 Rec 1 GW sample (2 @ 40 ml VOA vials) from CS on ice. Field No.DPT670@13'(0935); LabID TT110518-W707

0950 Rec 1 GW sample (2 @ 40 ml VOA vials) from CS on ice. Field No.DPT670@18'(0945); LabID TT110518-W708

0954 Remove 10 ml GW sample W-706 from VOA vial W-706C-2. Add 100NG,int/surr stds. Load onto PT-5. FN: LC34-DPT670@8' / Lab ID: TT110518-W-706ms. 1004 Inject.

1000 Rec 1 GW sample (2 @ 40 ml VOA vials) from CS on ice. Field No.DPT670@23'(0955); LabID TT110518-W709

1010 Rec 1 GW sample (2 @ 40 ml VOA vials) from CS on ice. Field No.DPT670@28'(1005); LabID TT110518-W710

1011 Remove 10 ml GW sample W-707 from VOA vial W-707C-1. Add int/surr stds. Load onto PT-5. FN: LC34-DPT670@13' / Lab ID: TT110518-W-707. 1021 Inject.

1025 Rec 1 GW sample (2 @ 40 ml VOA vials) from CS on ice. Field No.DPT670@33'(1020); LabID TT110518-W711

1027 Remove 10 ml GW sample W-708 from VOA vial W-708C-1. Add int/surr stds. Load onto PT-5. FN: LC34-DPT670@18' / Lab ID: TT110518-W-708. 1037 Inject.

1040 Rec 1 GW sample (2 @ 40 ml VOA vials) from CS on ice. Field No.DPT670@38'(1035); LabID TT110518-W712

1043 Remove 10 ml GW sample W-708 from VOA vial W-708C-2. Add int/surr stds. Load onto PT-5. FN: LC34-DPT670@18' / Lab ID: TT110518-W-708DUP. 1053 Inject.

1055 Rec 1 GW sample (2 @ 40 ml VOA vials) from CS on ice. Field No.DPT670@43'(1050); LabID TT110518-W713

1059 Remove 10 ml GW sample W-709 from VOA vial W-709C-1. Add int/surr stds. Load onto PT-5. FN: LC34-DPT670@23' / Lab ID: TT110518-W-709. 1109 Inject.

1115 Rec 1 GW sample (2 @ 40 ml VOA vials) from CS on ice. Field No.DPT670@48'(1110); LabID TT110518-W714

1116 Remove 10 ml GW sample W-710 from VOA vial W-710C-1. Add int/surr stds. Load onto PT-5. FN: LC34-DPT670@28' / Lab ID: TT110518-W-710. 1126 Inject.

1134 Remove 0.2 ml GW sample W-711 from VOA vial W-711C-1. Add int/surr stds. Load onto PT-5. FN: LC34-DPT670@33' / Lab ID: TT110518-W-711. 1144 Inject.

1135 Rec 1 GW sample (2 @ 40 ml VOA vials) from CS on ice. Field No.DPT670@53'(1130); LabID TT110518-W715

1155 Rec 1 GW sample (2 @ 40 ml VOA vials) from CS on ice. Field No.DPT670@58'(1150); LabID TT110518-W716

1207 Remove 0.05 ml GW sample W-712 from VOA vial W-712C-1. Add int/surr stds. Load onto PT-5. FN: LC34-DPT670@38' / Lab ID: TT110518-W-712. 1217 Inject.

1224 Remove 0.05 ml GW sample W-713 from VOA vial W-713C-1. Add int/surr stds. Load onto PT-5. FN: LC34-DPT670@43' / Lab ID: TT110518-W-713. 1234 Inject.

1241 Remove 0.1 ml GW sample W-714 from VOA vial W-714C-1. Add int/surr stds. Load onto PT-5. FN: LC34-DPT670@48' / Lab ID: TT110518-W-714. 1251 Inject.

1258 Remove 10 ml GW sample W-714 from VOA vial W-714C-2. Add int/surr stds. Load onto PT-5. FN: LC34-DPT670@48' / Lab ID: TT110518-W-714R. 1308 Inject.

1300 Rec 1 GW sample (2 @ 40 ml VOA vials) from CS on ice. Field No.DPT670@63'(1255); LabID TT110518-W717

1315 Remove 10 ml GW sample W-715 from VOA vial W-715C-1. Add int/surr stds. Load onto PT-5. FN: LC34-DPT670@53' / Lab ID: TT110518-W-715. 1325 Inject.

1325 Rec 1 GW sample (2 @ 40 ml VOA vials) from CS on ice. Field No.DPT670@68'(1320); LabID TT110518-W718

1332 Remove 10 ml GW sample W-716 from VOA vial W-716C-1. Add int/surr stds. Load onto PT-5. FN: LC34-DPT670@58' / Lab ID: TT110518-W-716. 1342 Inject.

1348 Remove 10 ml GW sample W-717 from VOA vial W-717C-1. Add int/surr stds. Load onto PT-5. FN: LC34-DPT670@63' / Lab ID: TT110518-W-717. 1358 Inject.

1350 Rec 1 GW sample (2 @ 40 ml VOA vials) from CS on ice. Field No.DPT670@73'(1345); LabID TT110518-W719

1405 Remove 10 ml GW sample W-718 from VOA vial W-718C-1. Add int/surr stds. Load onto PT-5. FN: LC34-DPT670@68' / Lab ID: TT110518-W-718. 1415 Inject.

1415 Rec 1 GW sample (2 @ 40 ml VOA vials) from CS on ice. Field No.DPT670@78' (1410); LabID TT110518-W720

1422 Remove 10 ml GW sample W-719 from VOA vial W-719C-1. Add int/surr stds. Load onto PT-5. FN: LC34-DPT670@73' / Lab ID: TT110518-W-719. 1432 Inject.

1438 Remove 10 ml GW sample W-720 from VOA vial W-720C-1. Add int/surr stds. Load onto PT-5. FN: LC34-DPT670@78' / Lab ID: TT110518-W-720. 1448 Inject.

1440 Rec 1 GW sample (2 @ 40 ml VOA vials) from CS on ice. Field No.DPT670@83' (1435); LabID TT110518-W721

1455 Remove 10 ml GW sample W-721 from VOA vial W-721C-1. Add int/surr stds. Load onto PT-5. FN: LC34-DPT670@83' / Lab ID: TT110518-W-721. 1505 Inject.

1510 Rec 1 GW sample (2 @ 40 ml VOA vials) from CS on ice. Field No.DPT670@88' (1505); LabID TT110518-W722

1511 Remove 10 ml GW sample W-722 from VOA vial W-722C-1. Add int/surr stds. Load onto PT-5. FN: LC34-DPT670@88' / Lab ID: TT110518-W-722. 1521 Inject.

1537 Rec 1 GW sample (2 @ 40 ml VOA vials) from CS on ice. Field No.DPT670@93' (1535); LabID TT110518-W723

1539 Remove 10 ml GW sample W-723 from VOA vial W-723C-1. Add int/surr stds. Load onto PT-5. FN: LC34-DPT670@93' / Lab ID: TT110518-W-723. 1549 Inject.

1615 Rec 1 GW sample (2 @ 40 ml VOA vials) from CS on ice. Field No.DPT670@98' (1610); LabID TT110518-W724

1616 Remove 5 ml GW sample W-724 from VOA vial W-724C-1. Add int/surr stds. Load onto PT-5. FN: LC34-DPT670@98' / Lab ID: TT110518-W-724. 1626 Inject.

11/20/18 Activities:

0810 Rec 1 GW sample (2 @ 40 ml VOA vials) from CS on ice. Field No.DPT671@8' (0800); LabID TT110518-W725

0814 Run BFB Dynamic hardware tune ; Refrigerator # 9 temp < -5C ; Ambient temp 74 F. JG Finneran C#340024-2895 lot# 793917017v1

0815 Rec 1 GW sample (2 @ 40 ml VOA vials) from CS on ice. Field No.DPT671@13' (0810); LabID TT110518-W726

0816 Run method blank in (fn: 112018blk1.d) 10 ml H20. All analyte responses equal to or < 50% of lowest quantitation calibration standard.Tune Good.

Sampler / Company On-site: Chuck Sorden - Tetratetch

Delays:

Weather:

Date: 11/19-20/18 Page 7 of 9

Signature:

Important phone calls / Changes:

ANALYTICAL LABORATORIES OF FLORIDA

FIELD ACTIVITIES FORM

Project Name: LC34 Batch #4 ALF Project: TT110618

Address: KSC, FL.

PROJECT NOTES:

Method: EPA8260D; Target Compounds: Vinyl chloride, 1,1-dce, F113, c/t-12,DCE and TCE.

11/20/18 Activities: Lab#1/GC#5

0825 Rec 1 GW sample (2 @ 40 ml VOA vials) from CS on ice. Field No.DPT671@18'(0820); LabID TT110518-W727

0833 Run 10ml H20 with 100ng spike (fn: 112018ccv1.d). All compound responses between within 20 % expected response and ion ratios within 30% expected ratio.

0835 Rec 1 GW sample (2 @ 40 ml VOA vials) from CS on ice. Field No.DPT671@23'(0830); LabID TT110518-W728

0841 Remove 10 ml GW sample W-725 from VOA vial W-725C-1. Add int/surr stds. Load onto PT-5. FN: LC34-DPT671@8' / Lab ID: TT110518-W-725. 0851 Inject.

0850 Rec 1 GW sample (2 @ 40 ml VOA vials) from CS on ice. Field No.DPT671@28'(0845); LabID TT110518-W729

0858 Remove 10 ml GW sample W-725 from VOA vial W-725C-2. Add 100NG,int/surr stds. Load onto PT-5. FN: LC34-DPT671@8' / Lab ID: TT110518-W-725ms. 0908 Inject.

0910 Rec 1 GW sample (2 @ 40 ml VOA vials) from CS on ice. Field No.DPT671@33'(0900); LabID TT110518-W730

0915 Remove 10 ml GW sample W-726 from VOA vial W-726C-1. Add int/surr stds. Load onto PT-5. FN: LC34-DPT671@13' / Lab ID: TT110518-W-726. 0925 Inject.

0920 Rec 1 GW sample (2 @ 40 ml VOA vials) from CS on ice. Field No.DPT671@38'(0915); LabID TT110518-W731

0933 Remove 3 ml GW sample W-727 from VOA vial W-727C-1. Add int/surr stds. Load onto PT-5. FN: LC34-DPT671@18' / Lab ID: TT110518-W-727. 0943 Inject.

0935 Rec 1 GW sample (2 @ 40 ml VOA vials) from CS on ice. Field No.DPT671@43'(0930); LabID TT110518-W732

0950 Remove 10 ml GW sample W-727 from VOA vial W-727C-2. Add int/surr stds. Load onto PT-5. FN: LC34-DPT671@18' / Lab ID: TT110518-W-727DUP. 1000 Inject.

0955 Rec 1 GW sample (2 @ 40 ml VOA vials) from CS on ice. Field No.DPT671@48'(0950); LabID TT110518-W733

1007 Remove 0.25 ml GW sample W-728 from VOA vial W-728C-1. Add int/surr stds. Load onto PT-5. FN: LC34-DPT671@23' / Lab ID: TT110518-W-728. 1017 Inject.

1023 Remove 0.035 ml GW sample W-729 from VOA vial W-729C-1. Add int/surr stds. Load onto PT-5. FN: LC34-DPT671@28' / Lab ID: TT110518-W-729. 1033 Inject.

1020 Rec 1 GW sample (2 @ 40 ml VOA vials) from CS on ice. Field No.DPT671@53'(1015); LabID TT110518-W734

1039 Remove 0.035 ml GW sample W-730 from VOA vial W-730C-1. Add int/surr stds. Load onto PT-5. FN: LC34-DPT671@33' / Lab ID: TT110518-W-730. 1049 Inject.

1045 Rec 1 GW sample (2 @ 40 ml VOA vials) from CS on ice. Field No.DPT671@58'(1040); LabID TT110518-W735

1056 Remove 0.010 ml GW sample W-731 from VOA vial W-731C-1. Add int/surr stds. Load onto PT-5. FN: LC34-DPT671@38' / Lab ID: TT110518-W-731. 1106 Inject.

1110 Rec 1 GW sample (2 @ 40 ml VOA vials) from CS on ice. Field No.DPT671@63'(1105); LabID TT110518-W736

1113 Remove 0.035 ml GW sample W-732 from VOA vial W-732C-1. Add int/surr stds. Load onto PT-5. FN: LC34-DPT671@43' / Lab ID: TT110518-W-732. 1123 Inject.

1129 Remove 5 ml GW sample W-733 from VOA vial W-733C-1. Add int/surr stds. Load onto PT-5. FN: LC34-DPT671@48' / Lab ID: TT110518-W-733. 1139 Inject.

1140 Rec 1 GW sample (2 @ 40 ml VOA vials) from CS on ice. Field No.DPT671@68'(1135); LabID TT110518-W737

1146 Remove 10 ml GW sample W-734 from VOA vial W-734C-1. Add int/surr stds. Load onto PT-5. FN: LC34-DPT671@53' / Lab ID: TT110518-W-734. 1156 Inject.

1203 Remove 10 ml GW sample W-735 from VOA vial W-735C-1. Add int/surr stds. Load onto PT-5. FN: LC34-DPT671@58' / Lab ID: TT110518-W-735. 1213 Inject.

1219 Remove 10 ml GW sample W-736 from VOA vial W-736C-1. Add int/surr stds. Load onto PT-5. FN: LC34-DPT671@63' / Lab ID: TT110518-W-736. 1229 Inject.

1236 Remove 10 ml GW sample W-737 from VOA vial W-737C-1. Add int/surr stds. Load onto PT-5. FN: LC34-DPT671@68' / Lab ID: TT110518-W-737. 1246 Inject.

1306 Rec 1 GW sample (2 @ 40 ml VOA vials) from CS on ice. Field No.DPT671@73'(1310); LabID TT110518-W738

1308 Remove 10 ml GW sample W-738 from VOA vial W-738C-1. Add int/surr stds. Load onto PT-5. FN: LC34-DPT671@73' / Lab ID: TT110518-W-738. 1318 Inject.

1326 Remove 1 ml GW sample W-738 from VOA vial W-738C-2. Add int/surr stds. Load onto PT-5. FN: LC34-DPT671@73' / Lab ID: TT110518-W-738R. 1336 Inject.

1410 Rec 1 GW sample (2 @ 40 ml VOA vials) from CS on ice. Field No.DPT671@78'(1405); LabID TT110518-W739

1412 Remove 0.01 ml GW sample W-739 from VOA vial W-739C-1. Add int/surr stds. Load onto PT-5. FN: LC34-DPT671@78' / Lab ID: TT110518-W-739. 1422 Inject.

1442 Rec 1 GW sample (2 @ 40 ml VOA vials) from CS on ice. Field No.DPT671@83'(1440); LabID TT110518-W740

1443 Remove 1 ml GW sample W-740 from VOA vial W-740C-1. Add int/surr stds. Load onto PT-5. FN: LC34-DPT671@83' / Lab ID: TT110518-W-740. 1453 Inject.

1516 Rec 1 GW sample (2 @ 40 ml VOA vials) from CS on ice. Field No.DPT671@88'(1515); LabID TT110518-W741

1516 Remove 3 ml GW sample W-741 from VOA vial W-741C-1. Add int/surr stds. Load onto PT-5. FN: LC34-DPT671@88' / Lab ID: TT110518-W-741. 1525 Inject.

1547 Rec 1 GW sample (2 @ 40 ml VOA vials) from CS on ice. Field No.DPT671@93'(1550); LabID TT110518-W742

1548 Remove 5 ml GW sample W-742 from VOA vial W-742C-1. Add int/surr stds. Load onto PT-5. FN: LC34-DPT671@93' / Lab ID: TT110518-W-742. 1558 Inject.

1617 Rec 1 GW sample (2 @ 40 ml VOA vials) from CS on ice. Field No.DPT671@98'(1620); LabID TT110518-W743

1618 Remove 3 ml GW sample W-743 from VOA vial W-743C-1. Add int/surr stds. Load onto PT-5. FN: LC34-DPT671@98' / Lab ID: TT110518-W-743. 1628 Inject.

1640 Discard samples in IDW drum.

11/21/18 Activities:

0803 Run BFB Dynamic hardware tune ; Refrigerator # 9 temp < -5C ; Ambient temp 62 F. JG Finneran C#340024-2895 lot# 793917017v1

0810 Rec 1 GW sample (2 @ 40 ml VOA vials) from CS on ice. Field No.DPT650@98'(0800); LabID TT110518-W744

0823 Run 10ml H20 with 100ng spike (fn: 112118ccv1.d). All compound responses between within 20 % expected response and ion ratios within 30% expected ratio.

0830 Rec 1 GW sample (2 @ 40 ml VOA vials) from CS on ice. Field No.DPT650@93'(0820); LabID TT110518-W745

0831 Remove 0.010 ml GW sample W-744 from VOA vial W-744C-1. Add int/surr stds. Load onto PT-5. FN: LC34-DPT650@98' / Lab ID: TT110518-W-744. 841 Inject.

0845 Rec 1 GW sample (2 @ 40 ml VOA vials) from CS on ice. Field No.DPT650@88'(0840); LabID TT110518-W746

0848 Remove 0.010 ml GW sample W-744 from VOA vial W-744C-2. Add int/surr stds. Load onto PT-5. FN: LC34-DPT650@98' / Lab ID: TT110518-W-744DUP. 0858 Inject.

0905 Rec 1 GW sample (2 @ 40 ml VOA vials) from CS on ice. Field No.DPT650@83'(0900); LabID TT110518-W747

Sampler / Company On-site: Chuck Sorden - Tetratetch

Delays:

Weather:

Date: 11/20-21/18 Page 8 of 9

Signature:

Important phone calls / Changes:

ANALYTICAL LABORATORIES OF FLORIDA

FIELD ACTIVITIES FORM

Project Name: LC34 Batch #4 ALF Project: TT110618

Address: KSC, FL.

PROJECT NOTES:

Method: EPA8260D; Target Compounds: Vinyl chloride, 1,1-dce, F113, c/t-12,DCE and TCE.

11/21/18 Activities: Lab#1/GC#5

0905 Remove 0.005 ml GW sample W-745 from VOA vial W-745C-1. Add int/surr stds. Load onto PT-5. FN: LC34-DPT650@93' / Lab ID: TT110518-W-745. 0915 Inject.
0905 Rec 1 GW sample (2 @ 40 ml VOA vials) from CS on ice. Field No.DPT650@83'(0900); LabID TT110518-W747
0922 Remove 0.010 ml GW sample W-746 from VOA vial W-746C-1. Add int/surr stds. Load onto PT-5. FN: LC34-DPT650@88' / Lab ID: TT110518-W-746. 0932 Inject.
0925 Rec 1 GW sample (2 @ 40 ml VOA vials) from CS on ice. Field No.DPT650@78'(0920); LabID TT110518-W748
0939 Remove 0.010 ml GW sample W-747 from VOA vial W-747C-1. Add int/surr stds. Load onto PT-5. FN: LC34-DPT650@83' / Lab ID: TT110518-W-747. 0949 Inject.
0945 Rec 1 GW sample (2 @ 40 ml VOA vials) from CS on ice. Field No.DPT650@73'(0940); LabID TT110518-W749
0957 Remove 0.005 ml GW sample W-748 from VOA vial W-748C-1. Add int/surr stds. Load onto PT-5. FN: LC34-DPT650@78' / Lab ID: TT110518-W-748. 1007 Inject.
1005 Rec 1 GW sample (2 @ 40 ml VOA vials) from CS on ice. Field No.DPT650@68'(1000); LabID TT110518-W750
1015 Remove 0.035 ml GW sample W-749 from VOA vial W-749C-1. Add int/surr stds. Load onto PT-5. FN: LC34-DPT650@73' / Lab ID: TT110518-W-749. 1025 Inject.
1025 Rec 1 GW sample (2 @ 40 ml VOA vials) from CS on ice. Field No.DPT650@63'(1020); LabID TT110518-W751
1033 Remove 0.035 ml GW sample W-750 from VOA vial W-750C-1. Add int/surr stds. Load onto PT-5. FN: LC34-DPT650@68' / Lab ID: TT110518-W-750. 1043 Inject.
1045 Rec 1 GW sample (2 @ 40 ml VOA vials) from CS on ice. Field No.DPT650@58'(1040); LabID TT110518-W752
1050 Remove 0.25 ml GW sample W-750 from VOA vial W-750C-2. Add int/surr stds. Load onto PT-5. FN: LC34-DPT650@68' / Lab ID: TT110518-W-750R. 1100 Inject.
1107 Remove 0.035 ml GW sample W-750 from VOA vial W-750C-2 syringe. Add 100ng,int/surr stds. Load onto PT-5. FN: LC34-DPT650@68' / Lab ID: TT110518-W-750MS. 1117 Inject.
1125 Remove 0.05 ml GW sample W-751 from VOA vial W-751C-1. Add int/surr stds. Load onto PT-5. FN: LC34-DPT650@63' / Lab ID: TT110518-W-751. 1135 Inject.
1141 Remove 0.01 ml GW sample W-752 from VOA vial W-752C-1. Add int/surr stds. Load onto PT-5. FN: LC34-DPT650@58' / Lab ID: TT110518-W-752. 1151 Inject.
1215 Discard samples in IDW drum.
&
&
&

ANALYTICAL LABORATORIES OF FLORIDA

FIELD ACTIVITIES FORM

Project Name: LC34 Batch #4 ALF Project: TT110618

Address: KSC, FL.

PROJECT NOTES:

Method: EPA8260D; Target Compounds: Vinyl chloride, 1,1-dce, F113, c/t-12,DCE and TCE. Lab#1/GC#5

10/29/18 Activities: Calibrate GC#5/Lab#1 Ref#2 Temperature: < 5C 0700 hrs.

Method (soil/water) Blank(s): All responses < 5% of Lowest reported Reg Limit

Cal(water/soil)Curve(s): fn: 102918DRY5F.M All % RF RSD < 20 %

Cal(water/soil)Curve(s): All standards ion ratios are within 30% of mid level standard. All compound Response Factor ratios are > 0.1 or >0.2

Cal(water/soil)Curve(s): Second Source expected % Recovery met +/- 30 % of expected response (ng)

Lowest Concen level: Recalibrated Detection level standard meet +/- 30 % expected response (10ng level)

Cal(water)Curve(s): Blank passed tune acceptance criteria of EPA 8260C Section 11.3.1

11/5/18 Activities:

0902 Run BFB Dynamic hardware tune ; Refrigerator # 9 temp < -5C ; Ambient temp 78 F. JG Finneran C#340024-2895 lot# 793917017v1

0904 Run method blank in (fn: 110518blk1.d) 10 ml H20. All analyte responses equal to or < 50% of lowest quantitation calibration standard.Tune Good.

0940 Rec 1 GW sample (2 @ 40 ml VOA vials) from Chuck Sorden on ice. Field No. DPT669@68' (0935); LabID TT110518-W545

0944 Run 10ml H20 with 100ng spike (fn: 110518ccv1.d). All compound responses between within 20 % expected response and ion ratios within 30% expected ratio.

0958 Remove 10 ml GW sample W-545 from VOA vial W-545C-1. Add int/surr stds. Load onto PT-5. FN: LC34-DPT669@68' / Lab ID: TT110518-W-545. 1008 Inject.

1010 Rec 1 GW sample (2 @ 40 ml VOA vials) from Chuck Sorden on ice. Field No. DPT669@73' (1005); LabID TT110518-W546

1015 Remove 10 ml GW sample W-545 from VOA vial W-545C-2. Add 100NG,int/surr stds. Load onto PT-5. FN: LC34-DPT669@68' / Lab ID: TT110518-W-545MS. 1025 Inject.

1032 Remove 10 ml GW sample W-546 from VOA vial W-546C-1. Add int/surr stds. Load onto PT-5. FN: LC34-DPT669@73' / Lab ID: TT110518-W-546. 1042 Inject.

1035 Rec 1 GW sample (2 @ 40 ml VOA vials) from Chuck Sorden on ice. Field No. DPT669@78' (1030); LabID TT110518-W547

1049 Remove 3 ml GW sample W-547 from VOA vial W-547C-1. Add int/surr stds. Load onto PT-5. FN: LC34-DPT669@78' / Lab ID: TT110518-W-547. 1059 Inject.

1100 Rec 1 GW sample (2 @ 40 ml VOA vials) from Chuck Sorden on ice. Field No. DPT669@83' (1055); LabID TT110518-W548

1106 Remove 3 ml GW sample W-547 from VOA vial W-547C-2. Add int/surr stds. Load onto PT-5. FN: LC34-DPT669@78' / Lab ID: TT110518-W-547DUP. 1116 Inject.

1123 Remove 10 ml GW sample W-548 from VOA vial W-548C-1. Add int/surr stds. Load onto PT-5. FN: LC34-DPT669@83' / Lab ID: TT110518-W-548. 1133 Inject.

1125 Rec 1 GW sample (2 @ 40 ml VOA vials) from Chuck Sorden on ice. Field No. DPT669@88' (1120); LabID TT110518-W549

1140 Remove 10 ml GW sample W-549 from VOA vial W-549C-1. Add int/surr stds. Load onto PT-5. FN: LC34-DPT669@88' / Lab ID: TT110518-W-549. 1150 Inject.

1150 Rec 1 GW sample (2 @ 40 ml VOA vials) from Chuck Sorden on ice. Field No. DPT669@93' (1145); LabID TT110518-W550

1159 Remove 10 ml GW sample W-550 from VOA vial W-550C-1. Add int/surr stds. Load onto PT-5. FN: LC34-DPT669@93' / Lab ID: TT110518-W-550. 1209 Inject.

1257 Rec 1 GW sample (2 @ 40 ml VOA vials) from Chuck Sorden on ice. Field No. DPT669@98' (1255); LabID TT110518-W551

1300 Remove 10 ml GW sample W-551 from VOA vial W-551C-1. Add int/surr stds. Load onto PT-5. FN: LC34-DPT669@98' / Lab ID: TT110518-W-551. 1310 Inject.

1501 Rec 1 GW sample (2 @ 40 ml VOA vials) from Chuck Sorden on ice. Field No. DPT670@8' (1505); LabID TT110518-W552

1502 Remove 10 ml GW sample W-552 from VOA vial W-552C-1. Add int/surr stds. Load onto PT-5. FN: LC34-DPT593@8' / Lab ID: TT110518-W-552. 1512 Inject.

1516 Rec 1 GW sample (2 @ 40 ml VOA vials) from Chuck Sorden on ice. Field No. DPT670@13' (1515); LabID TT110518-W553

1517 Remove 10 ml GW sample W-553 from VOA vial W-553C-1. Add int/surr stds. Load onto PT-5. FN: LC34-DPT593@13' / Lab ID: TT110518-W-553. 1527 Inject.

1527 Rec 1 GW sample (2 @ 40 ml VOA vials) from Chuck Sorden on ice. Field No. DPT670@18' (1525); LabID TT110518-W554

1533 Remove 5 ml GW sample W-554 from VOA vial W-554C-1. Add int/surr stds. Load onto PT-5. FN: LC34-DPT593@18' / Lab ID: TT110518-W-554. 1543 Inject.

1537 Rec 1 GW sample (2 @ 40 ml VOA vials) from Chuck Sorden on ice. Field No. DPT670@23' (1535); LabID TT110518-W555

1548 Remove 5 ml GW sample W-555 from VOA vial W-555C-1. Add int/surr stds. Load onto PT-5. FN: LC34-DPT593@23' / Lab ID: TT110518-W-555. 1558 Inject.

1555 Rec 1 GW sample (2 @ 40 ml VOA vials) from Chuck Sorden on ice. Field No. DPT670@28' (1550); LabID TT110518-W556

1605 Remove 3 ml GW sample W-556 from VOA vial W-556C-1. Add int/surr stds. Load onto PT-5. FN: LC34-DPT593@28' / Lab ID: TT110518-W-556. 1615 Inject.

1610 Rec 1 GW sample (2 @ 40 ml VOA vials) from Chuck Sorden on ice. Field No. DPT670@33' (1605); LabID TT110518-W557

1624 Rec 1 GW sample (2 @ 40 ml VOA vials) from Chuck Sorden on ice. Field No. DPT670@38' (1620); LabID TT110518-W558

1625 Remove 1 ml GW sample W-557 from VOA vial W-557C-1. Add int/surr stds. Load onto PT-5. FN: LC34-DPT593@33' / Lab ID: TT110518-W-557. 1635 Inject.

1640 Rec 1 GW sample (2 @ 40 ml VOA vials) from Chuck Sorden on ice. Field No. DPT670@43' (1635); LabID TT110518-W559

1643 Remove 1 ml GW sample W-558 from VOA vial W-558C-1. Add int/surr stds. Load onto PT-5. FN: LC34-DPT593@38' / Lab ID: TT110518-W-558. 1653 Inject.

1702 Remove 0.05 ml GW sample W-559 from VOA vial W-559C-1. Add int/surr stds. Load onto PT-5. FN: LC34-DPT593@43' / Lab ID: TT110518-W-559. 1712 Inject.

1719 Remove 0.1 ml GW sample W-558 from VOA vial W-558C-2. Add int/surr stds. Load onto PT-5. FN: LC34-DPT593@38' / Lab ID: TT110518-W-558R. 1729 Inject.

11/8/18 Activities:

1640 Rec GW samples (2 @ 40 ml VOA vials) from Chuck Sorden on ice. Temp = 56F. DPT593@48' (1650 11/5)/W560 ; @53'(1710 11/5)/W561 ; @58'(1740 11/5)/W562

1640 DPT593@63' (0750 11/6)/W563 ; @68'(0845 11/6)/W564 ; @68'(0845 11/6)/W565 ; @73'(0915 11/6)/W565 ; @78'(0945)/W566 ; @83'(1010 11/6)/W567

1640 DPT594@8' (1225 11/6)/W568 ; @13'(1235 11/6)/W569 ; @18'(1245 11/6)/W570 ; @23'(1255 11/6)/W571 ; @28'(1310)/W572 ; @33'(1325 11/6)/W573

1640 DPT594@38' (1340 11/6)/W574 ; @43'(1355 11/6)/W575 ; @48'(1410 11/6)/W576 ; @53'(1435 11/6)/W577 ; @58'(1455)/W578 ; @63' (1520 11/6)/W579

1640 DPT594@68' (0835 11/7)/W580 ; @73'(0900 11/7)/W581 ; @78'(0925 11/7)/W582 ; @83'(0955 11/7)/W583 ; DPT595@8'(1235)/W584 ; @13' (1245 11/7)/W585

1640 DPT595@18' (1255 11/7)/W586 ; @23'(1305 11/7)/W587 ; @28'(1320 11/7)/W588 ; @33'(1345 11/7)/W589 ; @38'(1405)/W590 ; @43' (1425 11/7)/W591

1640 DPT595@48' (1440 11/7)/W592 ; @53' (1500 11/7)/W593 ; @58'(1520 11/7)/W594 ; @63'(1545 11/7)/W595 ; @68'(1630)/W596 ; @73' (1655 11/7)/W597

Sampler / Company On-site: Chuck Sorden - Tetratetch

Delays: _____

Weather: _____

Date: 10/29, 11/5,8/18 Page 1 of 9

Signature: _____

Important phone calls / Changes:

ANALYTICAL LABORATORIES OF FLORIDA

FIELD ACTIVITIES FORM

Project Name: LC34 Batch #4 ALF Project: TT110618

Address: KSC, FL.

PROJECT NOTES:

Method: EPA8260D; Target Compounds: Vinyl chloride, 1,1-dce, F113, c/t-12,DCE and TCE. Lab#1/GC#5

11/8/18 Activities:

1640 DPT595@78' (1720 11/7)/W598 ; @83' (0815 11/8)/W599 ; DPT596@8'(1010 11/8)/W600 ; @13'(1020 11/8)/W601 ; @18'(1030)/W602 ; @23' (1040 11/8)/W603

1640 DPT596@28' (1050 11/8)/W604 ; @33' (1105 11/8)/W606 ; @38'(1120 11/8)/W607 ; @43'(1135 11/8)/W608 ; @48'(1230)/W609 ; @53' (1250 11/8)/W610

1640 DPT596@58' (1310 11/8)/W611 ; @63' (1355 11/8)/W612 ; @68'(1435 11/8)/W613 ; @47'(1500 11/8)/W614 ; @78'(1525)/W615 ; @83' (1550 11/8)/W616

11/9/18 Activities: Lab#1/GC#5

0532 Run BFB Dynamic hardware tune ; Refrigerator # 9 temp < -5C ; Ambient temp 72 F. JG Finneran C#340024-2895 lot# 793917017v1

0535 Run method blank in (fn: 110918blk1.d) 10 ml H20. All analyte responses equal to or < 50% of lowest quantitation calibration standard.Tune Good.

0553 Run 10ml H20 with 100ng spike (fn: 110918ccv1.d). All compound responses between within 20 % expected response and ion ratios within 30% expected ratio.

0606 Remove 0.035 ml GW sample W-560 from VOA vial W-560C-1. Add int/surr stds. Load onto PT-5. FN: LC34-DPT593@48' / Lab ID: TT110518-W-560. 0616 Inject.

0624 Remove 0.035 ml GW sample W-561 from VOA vial W-561C-1. Add int/surr stds. Load onto PT-5. FN: LC34-DPT593@53' / Lab ID: TT110518-W-561. 0634 Inject.

0641 Remove 0.05 ml GW sample W-562 from VOA vial W-562C-1. Add int/surr stds. Load onto PT-5. FN: LC34-DPT593@58' / Lab ID: TT110518-W-562. 0651 Inject.

0701 Remove 0.1 ml GW sample W-563 from VOA vial W-563C-1. Add int/surr stds. Load onto PT-5. FN: LC34-DPT593@63' / Lab ID: TT110518-W-563. 0711 Inject.

0723 Remove 1 ml GW sample W-564 from VOA vial W-564C-1. Add int/surr stds. Load onto PT-5. FN: LC34-DPT593@68' / Lab ID: TT110518-W-564. 0733 Inject.

0741 Remove 10 ml GW sample W-564 from VOA vial W-564C-2. Add int/surr stds. Load onto PT-5. FN: LC34-DPT593@68' / Lab ID: TT110518-W-564dup. 0751 Inject.

0759 Remove 10 ml GW sample W-565 from VOA vial W-565C-1. Add int/surr stds. Load onto PT-5. FN: LC34-DPT593@73' / Lab ID: TT110518-W-565. 0809 Inject.

0818 Remove 0.5 ml GW sample W-566 from VOA vial W-566C-1. Add int/surr stds. Load onto PT-5. FN: LC34-DPT593@78' / Lab ID: TT110518-W-566. 0828 Inject.

0836 Remove 0.035 ml GW sample W-567 from VOA vial W-567C-1. Add int/surr stds. Load onto PT-5. FN: LC34-DPT593@83' / Lab ID: TT110518-W-567. 0846 Inject.

0855 Remove 10 ml GW sample W-568 from VOA vial W-568C-1. Add int/surr stds. Load onto PT-5. FN: LC34-DPT594@8' / Lab ID: TT110518-W-568. 0905 Inject.

0914 Remove 10 ml GW sample W-568 from VOA vial W-568C-2. Add 100ng,int/surr stds. Load onto PT-5. FN: LC34-DPT594@8' / Lab ID: TT110518-W-568ms. 0924 Inject.

0932 Remove 5 ml GW sample W-569 from VOA vial W-569C-1. Add int/surr stds. Load onto PT-5. FN: LC34-DPT594@13' / Lab ID: TT110518-W-569. 0942 Inject.

0950 Remove 5 ml GW sample W-570 from VOA vial W-570C-1. Add int/surr stds. Load onto PT-5. FN: LC34-DPT594@18' / Lab ID: TT110518-W-570. 1000 Inject.

1008 Remove 10 ml GW sample W-571 from VOA vial W-571C-1. Add int/surr stds. Load onto PT-5. FN: LC34-DPT594@23' / Lab ID: TT110518-W-571. 1018 Inject.

1027 Remove 10 ml GW sample W-572 from VOA vial W-572C-1. Add int/surr stds. Load onto PT-5. FN: LC34-DPT594@28' / Lab ID: TT110518-W-572. 1037 Inject.

1046 Remove 10 ml GW sample W-573 from VOA vial W-573C-1. Add int/surr stds. Load onto PT-5. FN: LC34-DPT594@33' / Lab ID: TT110518-W-573. 1056 Inject.

1104 Remove 0.05 ml GW sample W-574 from VOA vial W-574C-1. Add int/surr stds. Load onto PT-5. FN: LC34-DPT594@38' / Lab ID: TT110518-W-574. 1114 Inject.

1123 Remove 0.035 ml GW sample W-575 from VOA vial W-575C-1. Add int/surr stds. Load onto PT-5. FN: LC34-DPT594@43' / Lab ID: TT110518-W-575. 1133 Inject.

1144 Remove 0.02 ml GW sample W-576 from VOA vial W-576C-1. Add int/surr stds. Load onto PT-5. FN: LC34-DPT594@48' / Lab ID: TT110518-W-576. 1154 Inject.

1203 Remove 0.002 ml GW sample W-575 from VOA vial W-575C-2. Add int/surr stds. Load onto PT-5. FN: LC34-DPT594@43' / Lab ID: TT110518-W-575r. 1213 Inject.

1221 Remove 0.035 ml GW sample W-577 from VOA vial W-577C-1. Add int/surr stds. Load onto PT-5. FN: LC34-DPT594@53' / Lab ID: TT110518-W-577. 1231 Inject.

1240 Remove 0.010 ml GW sample W-578 from VOA vial W-578C-1. Add int/surr stds. Load onto PT-5. FN: LC34-DPT594@58' / Lab ID: TT110518-W-578. 1250 Inject.

1259 Remove 0.050 ml GW sample W-579 from VOA vial W-579C-1. Add int/surr stds. Load onto PT-5. FN: LC34-DPT594@63' / Lab ID: TT110518-W-579. 1309 Inject.

Lab#2/GC#8

0618 Run BFB Dynamic hardware tune ; Refrigerator # 2 temp < -5C ; Ambient temp 72 F. JG Finneran C#340024-2895 lot# 793917017v1

0625 Run method blank in (fn: 110918blk1.d) 10 ml H20. All analyte responses equal to or < 50% of lowest quantitation calibration standard.Tune Good.

0643 Run 10ml H20 with 100ng spike (fn: 110918ccv1.d). All compound responses between within 20 % expected response and ion ratios within 30% expected ratio.

0651 Remove 3 ml GW sample W-580 from VOA vial W-580C-1. Add int/surr stds. Load onto PT-5. FN: LC34-DPT594@68' / Lab ID: TT110518-W-580. 0701 Inject.

0709 Remove 0.1 ml GW sample W-580 from VOA vial W-580C-12 Add int/surr stds. Load onto PT-5. FN: LC34-DPT594@68' / Lab ID: TT110518-W-580r. 0719 Inject.

0727 Remove 0.05 ml GW sample W-581 from VOA vial W-581C-1. Add int/surr stds. Load onto PT-5. FN: LC34-DPT594@73' / Lab ID: TT110518-W-581. 0737 Inject.

0747 Remove 0.05 ml GW sample W-582 from VOA vial W-582C-1. Add int/surr stds. Load onto PT-5. FN: LC34-DPT594@78' / Lab ID: TT110518-W-582. 0757 Inject.

0805 Remove 0.1 ml GW sample W-583 from VOA vial W-583C-1. Add int/surr stds. Load onto PT-5. FN: LC34-DPT594@83' / Lab ID: TT110518-W-583. 0815 Inject.

0823 Remove 10 ml GW sample W-584 from VOA vial W-584C-1. Add int/surr stds. Load onto PT-5. FN: LC34-DPT595@8' / Lab ID: TT110518-W-584. 0833 Inject.

0841 Remove 10 ml GW sample W-585 from VOA vial W-585C-1. Add int/surr stds. Load onto PT-5. FN: LC34-DPT595@13' / Lab ID: TT110518-W-585. 0851 Inject.

0859 Remove 10 ml GW sample W-586 from VOA vial W-586C-1. Add int/surr stds. Load onto PT-5. FN: LC34-DPT595@18' / Lab ID: TT110518-W-586. 0909 Inject.

0917 Remove 10 ml GW sample W-586 from VOA vial W-586C-2. Add 100ng,int/surr stds. Load onto PT-5. FN: LC34-DPT595@18' / Lab ID: TT110518-W-586ms. 0927 Inject.

0935 Remove 10 ml GW sample W-587 from VOA vial W-587C-1. Add int/surr stds. Load onto PT-5. FN: LC34-DPT595@23' / Lab ID: TT110518-W-587. 0945 Inject.

0952 Remove 10 ml GW sample W-588 from VOA vial W-588C-1. Add int/surr stds. Load onto PT-5. FN: LC34-DPT595@28' / Lab ID: TT110518-W-588. 1002 Inject.

1012 Remove 3 ml GW sample W-589 from VOA vial W-589C-1. Add int/surr stds. Load onto PT-5. FN: LC34-DPT595@33' / Lab ID: TT110518-W-589. 1022 Inject.

1030 Remove 0.1 ml GW sample W-590 from VOA vial W-590C-1. Add int/surr stds. Load onto PT-5. FN: LC34-DPT595@38' / Lab ID: TT110518-W-590. 1040 Inject.

1050 Remove 0.05 ml GW sample W-591 from VOA vial W-591C-1. Add int/surr stds. Load onto PT-5. FN: LC34-DPT595@43' / Lab ID: TT110518-W-591. 1100 Inject.

1110 Remove 0.04 ml GW sample W-592 from VOA vial W-592C-1. Add int/surr stds. Load onto PT-5. FN: LC34-DPT595@48' / Lab ID: TT110518-W-592. 1120 Inject.

1128 Remove 0.25 ml GW sample W-592 from VOA vial W-592C-2. Add int/surr stds. Load onto PT-5. FN: LC34-DPT595@48' / Lab ID: TT110518-W-592r. 1138 Inject.

1150 Remove 1 ml GW sample W-593 from VOA vial W-593C-1. Add int/surr stds. Load onto PT-5. FN: LC34-DPT595@53' / Lab ID: TT110518-W-593. 1200 Inject.

1209 Remove 0.25 ml GW sample W-594 from VOA vial W-594C-1. Add int/surr stds. Load onto PT-5. FN: LC34-DPT595@58' / Lab ID: TT110518-W-594. 1219 Inject.

Sampler / Company On-site: Chuck Sorden - Tetratetch

Delays: _____

Weather: _____

Date: 11/8-9/18 Page 2 of 9

Signature: _____

Important phone calls / Changes:

Analytical Laboratories of Florida, Inc.
TT110518 Lab Report

Sample	Matrix	Sample Date	Top Depth	Bottom Depth	SDG	Parameter	CAS	Lab Result	Lab Qualifier	Units
LC34-DPT0595-043.0-20181107	GW	11/7/2018	41	45	TT110518	1,1,2-TRICHLOROTRIFLUOROETHANE	76-13-1	200	U	UG/L
LC34-DPT0595-043.0-20181107	GW	11/7/2018	41	45	TT110518	TRICHLOROETHENE	79-01-6	1600		UG/L
LC34-DPT0595-048.0-20181107	GW	11/7/2018	46	50	TT110518	CIS-1,2-DICHLOROETHENE	156-59-2	700		UG/L
LC34-DPT0595-053.0-20181107	GW	11/7/2018	51	55	TT110518	1,1,2-TRICHLOROTRIFLUOROETHANE	76-13-1	10	U	UG/L
LC34-DPT0595-053.0-20181107	GW	11/7/2018	51	55	TT110518	TRICHLOROETHENE	79-01-6	42		UG/L
LC34-DPT0595-058.0-20181107	GW	11/7/2018	56	60	TT110518	CIS-1,2-DICHLOROETHENE	156-59-2	140		UG/L
LC34-DPT0595-063.0-20181107	GW	11/7/2018	61	65	TT110518	1,1,2-TRICHLOROTRIFLUOROETHANE	76-13-1	3	U	UG/L
LC34-DPT0595-063.0-20181107	GW	11/7/2018	61	65	TT110518	TRICHLOROETHENE	79-01-6	9		UG/L
LC34-DPT0595-068.0-20181107	GW	11/7/2018	66	70	TT110518	CIS-1,2-DICHLOROETHENE	156-59-2	93		UG/L
LC34-DPT0595-073.0-20181107	GW	11/7/2018	71	75	TT110518	1,1,2-TRICHLOROTRIFLUOROETHANE	76-13-1	200	U	UG/L
LC34-DPT0595-073.0-20181107	GW	11/7/2018	71	75	TT110518	TRICHLOROETHENE	79-01-6	123000		UG/L
LC34-DPT0595-078.0-20181107	GW	11/7/2018	76	80	TT110518	CIS-1,2-DICHLOROETHENE	156-59-2	5300		UG/L
LC34-DPT0595-083.0-20181108	GW	11/8/2018	81	85	TT110518	1,1,2-TRICHLOROTRIFLUOROETHANE	76-13-1	100	U	UG/L
LC34-DPT0595-083.0-20181108	GW	11/8/2018	81	85	TT110518	TRICHLOROETHENE	79-01-6	610		UG/L
LC34-DPT0596-008.0-20181108	GW	11/8/2018	6	10	TT110518	CIS-1,2-DICHLOROETHENE	156-59-2	1	U	UG/L
LC34-DPT0596-013.0-20181108	GW	11/8/2018	11	15	TT110518	1,1,2-TRICHLOROTRIFLUOROETHANE	76-13-1	1	U	UG/L
LC34-DPT0596-013.0-20181108	GW	11/8/2018	11	15	TT110518	TRICHLOROETHENE	79-01-6	1	U	UG/L
LC34-DPT0596-018.0-20181108	GW	11/8/2018	16	20	TT110518	CIS-1,2-DICHLOROETHENE	156-59-2	1		UG/L
LC34-DPT0596-023.0-20181108	GW	11/8/2018	21	25	TT110518	1,1,2-TRICHLOROTRIFLUOROETHANE	76-13-1	1	U	UG/L
LC34-DPT0596-023.0-20181108	GW	11/8/2018	21	25	TT110518	TRICHLOROETHENE	79-01-6	2		UG/L
LC34-DPT0596-028.0-20181108	GW	11/8/2018	26	30	TT110518	CIS-1,2-DICHLOROETHENE	156-59-2	2		UG/L
LC34-DPT0596-033.0-20181108	GW	11/8/2018	31	35	TT110518	1,1,2-TRICHLOROTRIFLUOROETHANE	76-13-1	290	U	UG/L
LC34-DPT0596-033.0-20181108	GW	11/8/2018	31	35	TT110518	TRICHLOROETHENE	79-01-6	810		UG/L
LC34-DPT0596-038.0-20181108	GW	11/8/2018	36	40	TT110518	CIS-1,2-DICHLOROETHENE	156-59-2	192000		UG/L
LC34-DPT0596-043.0-20181108	GW	11/8/2018	41	45	TT110518	1,1,2-TRICHLOROTRIFLUOROETHANE	76-13-1	1000	U	UG/L
LC34-DPT0596-043.0-20181108	GW	11/8/2018	41	45	TT110518	TRICHLOROETHENE	79-01-6	121000		UG/L
LC34-DPT0596-048.0-20181108	GW	11/8/2018	46	50	TT110518	CIS-1,2-DICHLOROETHENE	156-59-2	214000		UG/L
LC34-DPT0596-053.0-20181108	GW	11/8/2018	51	55	TT110518	1,1,2-TRICHLOROTRIFLUOROETHANE	76-13-1	1000	U	UG/L
LC34-DPT0596-053.0-20181108	GW	11/8/2018	51	55	TT110518	TRICHLOROETHENE	79-01-6	91600		UG/L
LC34-DPT0596-058.0-20181108	GW	11/8/2018	56	60	TT110518	CIS-1,2-DICHLOROETHENE	156-59-2	9800		UG/L
LC34-DPT0596-063.0-20181108	GW	11/8/2018	61	65	TT110518	1,1,2-TRICHLOROTRIFLUOROETHANE	76-13-1	3	U	UG/L
LC34-DPT0596-063.0-20181108	GW	11/8/2018	61	65	TT110518	TRICHLOROETHENE	79-01-6	610		UG/L
LC34-DPT0596-068.0-20181108	GW	11/8/2018	66	70	TT110518	CIS-1,2-DICHLOROETHENE	156-59-2	95		UG/L
LC34-DPT0596-073.0-20181108	GW	11/8/2018	71	75	TT110518	1,1,2-TRICHLOROTRIFLUOROETHANE	76-13-1	5	U	UG/L
LC34-DPT0596-073.0-20181108	GW	11/8/2018	71	75	TT110518	TRICHLOROETHENE	79-01-6	130		UG/L
LC34-DPT0596-078.0-20181108	GW	11/8/2018	76	80	TT110518	CIS-1,2-DICHLOROETHENE	156-59-2	110		UG/L
LC34-DPT0596-083.0-20181108	GW	11/8/2018	81	85	TT110518	1,1,2-TRICHLOROTRIFLUOROETHANE	76-13-1	5	U	UG/L
LC34-DPT0596-083.0-20181108	GW	11/8/2018	81	85	TT110518	TRICHLOROETHENE	79-01-6	470		UG/L
LC34-DPT0597-008.0-20181109	GW	11/9/2018	6	10	TT110518	CIS-1,2-DICHLOROETHENE	156-59-2	1	U	UG/L
LC34-DPT0597-013.0-20181109	GW	11/9/2018	11	15	TT110518	1,1,2-TRICHLOROTRIFLUOROETHANE	76-13-1	1	U	UG/L

Sample	Matrix	Sample Date	Top Depth	Bottom Depth	SDG	Parameter	CAS	Lab Result	Lab Qualifier	Units
LC34-DPT0597-013.0-20181109	GW	11/9/2018	11	15	TT110518	TRICHLOROETHENE	79-01-6	9		UG/L
LC34-DPT0597-018.0-20181109	GW	11/9/2018	16	20	TT110518	CIS-1,2-DICHLOROETHENE	156-59-2	38		UG/L
LC34-DPT0597-023.0-20181109	GW	11/9/2018	21	25	TT110518	1,1,2-TRICHLOROTRIFLUOROETHANE	76-13-1	1	U	UG/L
LC34-DPT0597-023.0-20181109	GW	11/9/2018	21	25	TT110518	TRICHLOROETHENE	79-01-6	2		UG/L
LC34-DPT0597-028.0-20181109	GW	11/9/2018	26	30	TT110518	CIS-1,2-DICHLOROETHENE	156-59-2	37		UG/L
LC34-DPT0597-033.0-20181109	GW	11/9/2018	31	35	TT110518	1,1,2-TRICHLOROTRIFLUOROETHANE	76-13-1	2	U	UG/L
LC34-DPT0597-033.0-20181109	GW	11/9/2018	31	35	TT110518	TRICHLOROETHENE	79-01-6	9		UG/L
LC34-DPT0597-038.0-20181109	GW	11/9/2018	36	40	TT110518	CIS-1,2-DICHLOROETHENE	156-59-2	2100		UG/L
LC34-DPT0597-043.0-20181109	GW	11/9/2018	41	45	TT110518	1,1,2-TRICHLOROTRIFLUOROETHANE	76-13-1	290	U	UG/L
LC34-DPT0597-043.0-20181109	GW	11/9/2018	41	45	TT110518	TRICHLOROETHENE	79-01-6	89300		UG/L
LC34-DPT0597-048.0-20181109	GW	11/9/2018	46	50	TT110518	CIS-1,2-DICHLOROETHENE	156-59-2	31000		UG/L
LC34-DPT0597-053.0-20181109	GW	11/9/2018	51	55	TT110518	1,1,2-TRICHLOROTRIFLUOROETHANE	76-13-1	290		UG/L
LC34-DPT0597-053.0-20181109	GW	11/9/2018	51	55	TT110518	TRICHLOROETHENE	79-01-6	495000	J	UG/L
LC34-DPT0595-043.0-20181107	GW	11/7/2018	41	45	TT110518	CIS-1,2-DICHLOROETHENE	156-59-2	23400		UG/L
LC34-DPT0595-048.0-20181107	GW	11/7/2018	46	50	TT110518	1,1,2-TRICHLOROTRIFLUOROETHANE	76-13-1	40	U	UG/L
LC34-DPT0595-048.0-20181107	GW	11/7/2018	46	50	TT110518	TRICHLOROETHENE	79-01-6	510		UG/L
LC34-DPT0595-053.0-20181107	GW	11/7/2018	51	55	TT110518	CIS-1,2-DICHLOROETHENE	156-59-2	670		UG/L
LC34-DPT0595-058.0-20181107	GW	11/7/2018	56	60	TT110518	1,1,2-TRICHLOROTRIFLUOROETHANE	76-13-1	3	U	UG/L
LC34-DPT0595-058.0-20181107	GW	11/7/2018	56	60	TT110518	TRICHLOROETHENE	79-01-6	120		UG/L
LC34-DPT0595-063.0-20181107	GW	11/7/2018	61	65	TT110518	CIS-1,2-DICHLOROETHENE	156-59-2	16		UG/L
LC34-DPT0595-068.0-20181107	GW	11/7/2018	66	70	TT110518	1,1,2-TRICHLOROTRIFLUOROETHANE	76-13-1	1	U	UG/L
LC34-DPT0595-068.0-20181107	GW	11/7/2018	66	70	TT110518	TRICHLOROETHENE	79-01-6	49		UG/L
LC34-DPT0595-073.0-20181107	GW	11/7/2018	71	75	TT110518	CIS-1,2-DICHLOROETHENE	156-59-2	840		UG/L
LC34-DPT0595-078.0-20181107	GW	11/7/2018	76	80	TT110518	1,1,2-TRICHLOROTRIFLUOROETHANE	76-13-1	6700		UG/L
LC34-DPT0595-078.0-20181107	GW	11/7/2018	76	80	TT110518	TRICHLOROETHENE	79-01-6	1060000	J	UG/L
LC34-DPT0595-083.0-20181108	GW	11/8/2018	81	85	TT110518	CIS-1,2-DICHLOROETHENE	156-59-2	100	U	UG/L
LC34-DPT0596-008.0-20181108	GW	11/8/2018	6	10	TT110518	1,1,2-TRICHLOROTRIFLUOROETHANE	76-13-1	1	U	UG/L
LC34-DPT0596-008.0-20181108	GW	11/8/2018	6	10	TT110518	TRICHLOROETHENE	79-01-6	1		UG/L
LC34-DPT0596-013.0-20181108	GW	11/8/2018	11	15	TT110518	CIS-1,2-DICHLOROETHENE	156-59-2	1	U	UG/L
LC34-DPT0596-018.0-20181108	GW	11/8/2018	16	20	TT110518	1,1,2-TRICHLOROTRIFLUOROETHANE	76-13-1	4		UG/L
LC34-DPT0596-018.0-20181108	GW	11/8/2018	16	20	TT110518	TRICHLOROETHENE	79-01-6	1		UG/L
LC34-DPT0596-023.0-20181108	GW	11/8/2018	21	25	TT110518	CIS-1,2-DICHLOROETHENE	156-59-2	4		UG/L
LC34-DPT0596-028.0-20181108	GW	11/8/2018	26	30	TT110518	1,1,2-TRICHLOROTRIFLUOROETHANE	76-13-1	1	U	UG/L
LC34-DPT0596-028.0-20181108	GW	11/8/2018	26	30	TT110518	TRICHLOROETHENE	79-01-6	1	U	UG/L
LC34-DPT0596-033.0-20181108	GW	11/8/2018	31	35	TT110518	CIS-1,2-DICHLOROETHENE	156-59-2	5400		UG/L
LC34-DPT0596-038.0-20181108	GW	11/8/2018	36	40	TT110518	1,1,2-TRICHLOROTRIFLUOROETHANE	76-13-1	1000	U	UG/L
LC34-DPT0596-038.0-20181108	GW	11/8/2018	36	40	TT110518	TRICHLOROETHENE	79-01-6	153000		UG/L
LC34-DPT0596-043.0-20181108	GW	11/8/2018	41	45	TT110518	CIS-1,2-DICHLOROETHENE	156-59-2	402000		UG/L
LC34-DPT0596-048.0-20181108	GW	11/8/2018	46	50	TT110518	1,1,2-TRICHLOROTRIFLUOROETHANE	76-13-1	2000	U	UG/L
LC34-DPT0596-048.0-20181108	GW	11/8/2018	46	50	TT110518	TRICHLOROETHENE	79-01-6	790000		UG/L

Sample	Matrix	Sample Date	Top Depth	Bottom Depth	SDG	Parameter	CAS	Lab Result	Lab Qualifier	Units
LC34-DPT0596-053.0-20181108	GW	11/8/2018	51	55	TT110518	CIS-1,2-DICHLOROETHENE	156-59-2	41700		UG/L
LC34-DPT0596-058.0-20181108	GW	11/8/2018	56	60	TT110518	1,1,2-TRICHLOROTRIFLUOROETHANE	76-13-1	290	U	UG/L
LC34-DPT0596-058.0-20181108	GW	11/8/2018	56	60	TT110518	TRICHLOROETHENE	79-01-6	6100		UG/L
LC34-DPT0596-063.0-20181108	GW	11/8/2018	61	65	TT110518	CIS-1,2-DICHLOROETHENE	156-59-2	210		UG/L
LC34-DPT0596-068.0-20181108	GW	11/8/2018	66	70	TT110518	1,1,2-TRICHLOROTRIFLUOROETHANE	76-13-1	20	U	UG/L
LC34-DPT0596-068.0-20181108	GW	11/8/2018	66	70	TT110518	TRICHLOROETHENE	79-01-6	4100		UG/L
LC34-DPT0596-073.0-20181108	GW	11/8/2018	71	75	TT110518	CIS-1,2-DICHLOROETHENE	156-59-2	49		UG/L
LC34-DPT0596-078.0-20181108	GW	11/8/2018	76	80	TT110518	1,1,2-TRICHLOROTRIFLUOROETHANE	76-13-1	10	U	UG/L
LC34-DPT0596-078.0-20181108	GW	11/8/2018	76	80	TT110518	TRICHLOROETHENE	79-01-6	1500		UG/L
LC34-DPT0596-083.0-20181108	GW	11/8/2018	81	85	TT110518	CIS-1,2-DICHLOROETHENE	156-59-2	44		UG/L
LC34-DPT0597-008.0-20181109	GW	11/9/2018	6	10	TT110518	1,1,2-TRICHLOROTRIFLUOROETHANE	76-13-1	1	U	UG/L
LC34-DPT0597-008.0-20181109	GW	11/9/2018	6	10	TT110518	TRICHLOROETHENE	79-01-6	25		UG/L
LC34-DPT0597-013.0-20181109	GW	11/9/2018	11	15	TT110518	CIS-1,2-DICHLOROETHENE	156-59-2	16		UG/L
LC34-DPT0597-018.0-20181109	GW	11/9/2018	16	20	TT110518	1,1,2-TRICHLOROTRIFLUOROETHANE	76-13-1	1	U	UG/L
LC34-DPT0597-018.0-20181109	GW	11/9/2018	16	20	TT110518	TRICHLOROETHENE	79-01-6	2		UG/L
LC34-DPT0597-023.0-20181109	GW	11/9/2018	21	25	TT110518	CIS-1,2-DICHLOROETHENE	156-59-2	49		UG/L
LC34-DPT0597-028.0-20181109	GW	11/9/2018	26	30	TT110518	1,1,2-TRICHLOROTRIFLUOROETHANE	76-13-1	3	U	UG/L
LC34-DPT0597-028.0-20181109	GW	11/9/2018	26	30	TT110518	TRICHLOROETHENE	79-01-6	3	U	UG/L
LC34-DPT0597-033.0-20181109	GW	11/9/2018	31	35	TT110518	CIS-1,2-DICHLOROETHENE	156-59-2	34		UG/L
LC34-DPT0597-038.0-20181109	GW	11/9/2018	36	40	TT110518	1,1,2-TRICHLOROTRIFLUOROETHANE	76-13-1	290	U	UG/L
LC34-DPT0597-038.0-20181109	GW	11/9/2018	36	40	TT110518	TRICHLOROETHENE	79-01-6	79500		UG/L
LC34-DPT0597-043.0-20181109	GW	11/9/2018	41	45	TT110518	CIS-1,2-DICHLOROETHENE	156-59-2	3500		UG/L
LC34-DPT0597-048.0-20181109	GW	11/9/2018	46	50	TT110518	1,1,2-TRICHLOROTRIFLUOROETHANE	76-13-1	2000	U	UG/L
LC34-DPT0597-048.0-20181109	GW	11/9/2018	46	50	TT110518	TRICHLOROETHENE	79-01-6	578000		UG/L
LC34-DPT0597-053.0-20181109	GW	11/9/2018	51	55	TT110518	CIS-1,2-DICHLOROETHENE	156-59-2	31300		UG/L
LC34-DPT0597-058.0-20181109	GW	11/9/2018	56	60	TT110518	1,1,2-TRICHLOROTRIFLUOROETHANE	76-13-1	3300	U	UG/L
LC34-DPT0595-043.0-20181107	GW	11/7/2018	41	45	TT110518	TRANS-1,2-DICHLOROETHENE	156-60-5	200	U	UG/L
LC34-DPT0595-048.0-20181107	GW	11/7/2018	46	50	TT110518	1,1-DICHLOROETHENE	75-35-4	40	U	UG/L
LC34-DPT0595-048.0-20181107	GW	11/7/2018	46	50	TT110518	VINYL CHLORIDE	75-01-4	130		UG/L
LC34-DPT0595-053.0-20181107	GW	11/7/2018	51	55	TT110518	TRANS-1,2-DICHLOROETHENE	156-60-5	14		UG/L
LC34-DPT0595-058.0-20181107	GW	11/7/2018	56	60	TT110518	1,1-DICHLOROETHENE	75-35-4	3	U	UG/L
LC34-DPT0595-058.0-20181107	GW	11/7/2018	56	60	TT110518	VINYL CHLORIDE	75-01-4	58		UG/L
LC34-DPT0595-063.0-20181107	GW	11/7/2018	61	65	TT110518	TRANS-1,2-DICHLOROETHENE	156-60-5	3	U	UG/L
LC34-DPT0595-068.0-20181107	GW	11/7/2018	66	70	TT110518	1,1-DICHLOROETHENE	75-35-4	1	U	UG/L
LC34-DPT0595-068.0-20181107	GW	11/7/2018	66	70	TT110518	VINYL CHLORIDE	75-01-4	10		UG/L
LC34-DPT0595-073.0-20181107	GW	11/7/2018	71	75	TT110518	TRANS-1,2-DICHLOROETHENE	156-60-5	200	U	UG/L
LC34-DPT0595-078.0-20181107	GW	11/7/2018	76	80	TT110518	1,1-DICHLOROETHENE	75-35-4	500	U	UG/L
LC34-DPT0595-078.0-20181107	GW	11/7/2018	76	80	TT110518	VINYL CHLORIDE	75-01-4	500	U	UG/L
LC34-DPT0595-083.0-20181108	GW	11/8/2018	81	85	TT110518	TRANS-1,2-DICHLOROETHENE	156-60-5	100	U	UG/L
LC34-DPT0596-008.0-20181108	GW	11/8/2018	6	10	TT110518	1,1-DICHLOROETHENE	75-35-4	1	U	UG/L

Sample	Matrix	Sample Date	Top Depth	Bottom Depth	SDG	Parameter	CAS	Lab Result	Lab Qualifier	Units
LC34-DPT0596-008.0-20181108	GW	11/8/2018	6	10	TT110518	VINYL CHLORIDE	75-01-4	1	U	UG/L
LC34-DPT0596-013.0-20181108	GW	11/8/2018	11	15	TT110518	TRANS-1,2-DICHLOROETHENE	156-60-5	1	U	UG/L
LC34-DPT0596-018.0-20181108	GW	11/8/2018	16	20	TT110518	1,1-DICHLOROETHENE	75-35-4	1	U	UG/L
LC34-DPT0596-018.0-20181108	GW	11/8/2018	16	20	TT110518	VINYL CHLORIDE	75-01-4	1	U	UG/L
LC34-DPT0596-023.0-20181108	GW	11/8/2018	21	25	TT110518	TRANS-1,2-DICHLOROETHENE	156-60-5	1	U	UG/L
LC34-DPT0596-028.0-20181108	GW	11/8/2018	26	30	TT110518	1,1-DICHLOROETHENE	75-35-4	1	U	UG/L
LC34-DPT0596-028.0-20181108	GW	11/8/2018	26	30	TT110518	VINYL CHLORIDE	75-01-4	8		UG/L
LC34-DPT0596-033.0-20181108	GW	11/8/2018	31	35	TT110518	TRANS-1,2-DICHLOROETHENE	156-60-5	1100		UG/L
LC34-DPT0596-038.0-20181108	GW	11/8/2018	36	40	TT110518	1,1-DICHLOROETHENE	75-35-4	1000	U	UG/L
LC34-DPT0596-038.0-20181108	GW	11/8/2018	36	40	TT110518	VINYL CHLORIDE	75-01-4	3300		UG/L
LC34-DPT0596-043.0-20181108	GW	11/8/2018	41	45	TT110518	TRANS-1,2-DICHLOROETHENE	156-60-5	2700		UG/L
LC34-DPT0596-048.0-20181108	GW	11/8/2018	46	50	TT110518	1,1-DICHLOROETHENE	75-35-4	2000	U	UG/L
LC34-DPT0596-048.0-20181108	GW	11/8/2018	46	50	TT110518	VINYL CHLORIDE	75-01-4	31900		UG/L
LC34-DPT0596-053.0-20181108	GW	11/8/2018	51	55	TT110518	TRANS-1,2-DICHLOROETHENE	156-60-5	1000	U	UG/L
LC34-DPT0596-058.0-20181108	GW	11/8/2018	56	60	TT110518	1,1-DICHLOROETHENE	75-35-4	290	U	UG/L
LC34-DPT0596-058.0-20181108	GW	11/8/2018	56	60	TT110518	VINYL CHLORIDE	75-01-4	290	U	UG/L
LC34-DPT0596-063.0-20181108	GW	11/8/2018	61	65	TT110518	TRANS-1,2-DICHLOROETHENE	156-60-5	3	U	UG/L
LC34-DPT0596-068.0-20181108	GW	11/8/2018	66	70	TT110518	1,1-DICHLOROETHENE	75-35-4	20	U	UG/L
LC34-DPT0596-068.0-20181108	GW	11/8/2018	66	70	TT110518	VINYL CHLORIDE	75-01-4	20	U	UG/L
LC34-DPT0596-073.0-20181108	GW	11/8/2018	71	75	TT110518	TRANS-1,2-DICHLOROETHENE	156-60-5	5	U	UG/L
LC34-DPT0596-078.0-20181108	GW	11/8/2018	76	80	TT110518	1,1-DICHLOROETHENE	75-35-4	10	U	UG/L
LC34-DPT0596-078.0-20181108	GW	11/8/2018	76	80	TT110518	VINYL CHLORIDE	75-01-4	10	U	UG/L
LC34-DPT0596-083.0-20181108	GW	11/8/2018	81	85	TT110518	TRANS-1,2-DICHLOROETHENE	156-60-5	5	U	UG/L
LC34-DPT0597-008.0-20181109	GW	11/9/2018	6	10	TT110518	1,1-DICHLOROETHENE	75-35-4	1	U	UG/L
LC34-DPT0597-008.0-20181109	GW	11/9/2018	6	10	TT110518	VINYL CHLORIDE	75-01-4	1	U	UG/L
LC34-DPT0597-013.0-20181109	GW	11/9/2018	11	15	TT110518	TRANS-1,2-DICHLOROETHENE	156-60-5	1	U	UG/L
LC34-DPT0597-018.0-20181109	GW	11/9/2018	16	20	TT110518	1,1-DICHLOROETHENE	75-35-4	1	U	UG/L
LC34-DPT0597-018.0-20181109	GW	11/9/2018	16	20	TT110518	VINYL CHLORIDE	75-01-4	26		UG/L
LC34-DPT0597-023.0-20181109	GW	11/9/2018	21	25	TT110518	TRANS-1,2-DICHLOROETHENE	156-60-5	1	U	UG/L
LC34-DPT0597-028.0-20181109	GW	11/9/2018	26	30	TT110518	1,1-DICHLOROETHENE	75-35-4	3	U	UG/L
LC34-DPT0597-028.0-20181109	GW	11/9/2018	26	30	TT110518	VINYL CHLORIDE	75-01-4	24		UG/L
LC34-DPT0597-033.0-20181109	GW	11/9/2018	31	35	TT110518	TRANS-1,2-DICHLOROETHENE	156-60-5	2	U	UG/L
LC34-DPT0597-038.0-20181109	GW	11/9/2018	36	40	TT110518	1,1-DICHLOROETHENE	75-35-4	290	U	UG/L
LC34-DPT0597-038.0-20181109	GW	11/9/2018	36	40	TT110518	VINYL CHLORIDE	75-01-4	290	U	UG/L
LC34-DPT0597-043.0-20181109	GW	11/9/2018	41	45	TT110518	TRANS-1,2-DICHLOROETHENE	156-60-5	290	U	UG/L
LC34-DPT0597-048.0-20181109	GW	11/9/2018	46	50	TT110518	1,1-DICHLOROETHENE	75-35-4	2000	U	UG/L
LC34-DPT0597-048.0-20181109	GW	11/9/2018	46	50	TT110518	VINYL CHLORIDE	75-01-4	2000	U	UG/L
LC34-DPT0597-053.0-20181109	GW	11/9/2018	51	55	TT110518	TRANS-1,2-DICHLOROETHENE	156-60-5	310		UG/L
LC34-DPT0597-058.0-20181109	GW	11/9/2018	56	60	TT110518	1,1-DICHLOROETHENE	75-35-4	3300	U	UG/L
LC34-DPT0597-058.0-20181109	GW	11/9/2018	56	60	TT110518	VINYL CHLORIDE	75-01-4	3300	U	UG/L

Sample	Matrix	Sample Date	Top Depth	Bottom Depth	SDG	Parameter	CAS	Lab Result	Lab Qualifier	Units
LC34-DPT0597-063.0-20181109	GW	11/9/2018	61	65	TT110518	TRANS-1,2-DICHLOROETHENE	156-60-5	1000	U	UG/L
LC34-DPT0597-058.0-20181109	GW	11/9/2018	56	60	TT110518	CIS-1,2-DICHLOROETHENE	156-59-2	29000		UG/L
LC34-DPT0597-063.0-20181109	GW	11/9/2018	61	65	TT110518	1,1,2-TRICHLOROTRIFLUOROETHANE	76-13-1	1000	U	UG/L
LC34-DPT0597-063.0-20181109	GW	11/9/2018	61	65	TT110518	TRICHLOROETHENE	79-01-6	473000		UG/L
LC34-DPT0597-068.0-20181109	GW	11/9/2018	66	70	TT110518	CIS-1,2-DICHLOROETHENE	156-59-2	40		UG/L
LC34-DPT0597-073.0-20181109	GW	11/9/2018	71	75	TT110518	1,1,2-TRICHLOROTRIFLUOROETHANE	76-13-1	290	U	UG/L
LC34-DPT0597-073.0-20181109	GW	11/9/2018	71	75	TT110518	TRICHLOROETHENE	79-01-6	35700		UG/L
LC34-DPT0597-078.0-20181109	GW	11/9/2018	76	80	TT110518	CIS-1,2-DICHLOROETHENE	156-59-2	7200		UG/L
LC34-DPT0597-083.0-20181109	GW	11/9/2018	81	85	TT110518	1,1,2-TRICHLOROTRIFLUOROETHANE	76-13-1	200	U	UG/L
LC34-DPT0597-083.0-20181109	GW	11/9/2018	81	85	TT110518	TRICHLOROETHENE	79-01-6	14300		UG/L
LC34-DPT0598-008.0-20181112	GW	11/12/2018	6	10	TT110518	CIS-1,2-DICHLOROETHENE	156-59-2	11		UG/L
LC34-DPT0598-013.0-20181112	GW	11/12/2018	11	15	TT110518	1,1,2-TRICHLOROTRIFLUOROETHANE	76-13-1	1	U	UG/L
LC34-DPT0598-013.0-20181112	GW	11/12/2018	11	15	TT110518	TRICHLOROETHENE	79-01-6	2		UG/L
LC34-DPT0598-018.0-20181112	GW	11/12/2018	16	20	TT110518	CIS-1,2-DICHLOROETHENE	156-59-2	11		UG/L
LC34-DPT0598-023.0-20181112	GW	11/12/2018	21	25	TT110518	1,1,2-TRICHLOROTRIFLUOROETHANE	76-13-1	1	U	UG/L
LC34-DPT0598-023.0-20181112	GW	11/12/2018	21	25	TT110518	TRICHLOROETHENE	79-01-6	2		UG/L
LC34-DPT0598-028.0-20181112	GW	11/12/2018	26	30	TT110518	CIS-1,2-DICHLOROETHENE	156-59-2	10		UG/L
LC34-DPT0598-033.0-20181112	GW	11/12/2018	31	35	TT110518	1,1,2-TRICHLOROTRIFLUOROETHANE	76-13-1	1	U	UG/L
LC34-DPT0598-083.0-20181112	GW	11/12/2018	81	85	TT110518	1,1,2-TRICHLOROTRIFLUOROETHANE	76-13-1	10	U	UG/L
LC34-DPT0598-083.0-20181112	GW	11/12/2018	81	85	TT110518	TRICHLOROETHENE	79-01-6	5100		UG/L
LC34-DPT0599-008.0-20181113	GW	11/13/2018	6	10	TT110518	CIS-1,2-DICHLOROETHENE	156-59-2	1	U	UG/L
LC34-DPT0599-013.0-20181113	GW	11/13/2018	11	15	TT110518	1,1,2-TRICHLOROTRIFLUOROETHANE	76-13-1	1	U	UG/L
LC34-DPT0599-013.0-20181113	GW	11/13/2018	11	15	TT110518	TRICHLOROETHENE	79-01-6	1		UG/L
LC34-DPT0599-018.0-20181113	GW	11/13/2018	16	20	TT110518	CIS-1,2-DICHLOROETHENE	156-59-2	30		UG/L
LC34-DPT0599-023.0-20181113	GW	11/13/2018	21	25	TT110518	1,1,2-TRICHLOROTRIFLUOROETHANE	76-13-1	2600		UG/L
LC34-DPT0599-023.0-20181113	GW	11/13/2018	21	25	TT110518	TRICHLOROETHENE	79-01-6	54700	J	UG/L
LC34-DPT0599-028.0-20181113	GW	11/13/2018	26	30	TT110518	CIS-1,2-DICHLOROETHENE	156-59-2	5100		UG/L
LC34-DPT0599-033.0-20181113	GW	11/13/2018	31	35	TT110518	1,1,2-TRICHLOROTRIFLUOROETHANE	76-13-1	2000	U	UG/L
LC34-DPT0599-033.0-20181113	GW	11/13/2018	31	35	TT110518	TRICHLOROETHENE	79-01-6	683000		UG/L
LC34-DPT0599-038.0-20181113	GW	11/13/2018	36	40	TT110518	CIS-1,2-DICHLOROETHENE	156-59-2	137000		UG/L
LC34-DPT0599-043.0-20181113	GW	11/13/2018	41	45	TT110518	1,1,2-TRICHLOROTRIFLUOROETHANE	76-13-1	2000	U	UG/L
LC34-DPT0599-043.0-20181113	GW	11/13/2018	41	45	TT110518	TRICHLOROETHENE	79-01-6	231000		UG/L
LC34-DPT0599-048.0-20181113	GW	11/13/2018	46	50	TT110518	CIS-1,2-DICHLOROETHENE	156-59-2	43200		UG/L
LC34-DPT0599-053.0-20181113	GW	11/13/2018	51	55	TT110518	1,1,2-TRICHLOROTRIFLUOROETHANE	76-13-1	40	U	UG/L
LC34-DPT0599-053.0-20181113	GW	11/13/2018	51	55	TT110518	TRICHLOROETHENE	79-01-6	28500	J	UG/L
LC34-DPT0599-058.0-20181113	GW	11/13/2018	56	60	TT110518	CIS-1,2-DICHLOROETHENE	156-59-2	1300		UG/L
LC34-DPT0599-063.0-20181113	GW	11/13/2018	61	65	TT110518	1,1,2-TRICHLOROTRIFLUOROETHANE	76-13-1	5	U	UG/L
LC34-DPT0599-063.0-20181113	GW	11/13/2018	61	65	TT110518	TRICHLOROETHENE	79-01-6	1500		UG/L
LC34-DPT0599-068.0-20181113	GW	11/13/2018	66	70	TT110518	CIS-1,2-DICHLOROETHENE	156-59-2	11		UG/L
LC34-DPT0599-073.0-20181113	GW	11/13/2018	71	75	TT110518	1,1,2-TRICHLOROTRIFLUOROETHANE	76-13-1	10	U	UG/L

Sample	Matrix	Sample Date	Top Depth	Bottom Depth	SDG	Parameter	CAS	Lab Result	Lab Qualifier	Units
LC34-DPT0599-073.0-20181113	GW	11/13/2018	71	75	TT110518	TRICHLOROETHENE	79-01-6	2000		UG/L
LC34-DPT0599-078.0-20181113	GW	11/13/2018	76	80	TT110518	CIS-1,2-DICHLOROETHENE	156-59-2	490		UG/L
LC34-DPT0599-083.0-20181113	GW	11/13/2018	81	85	TT110518	1,1,2-TRICHLOROTRIFLUOROETHANE	76-13-1	10	U	UG/L
LC34-DPT0599-083.0-20181113	GW	11/13/2018	81	85	TT110518	TRICHLOROETHENE	79-01-6	1500		UG/L
LC34-DPT0599-088.0-20181113	GW	11/13/2018	86	90	TT110518	CIS-1,2-DICHLOROETHENE	156-59-2	180		UG/L
LC34-DPT0599-093.0-20181113	GW	11/13/2018	91	95	TT110518	1,1,2-TRICHLOROTRIFLUOROETHANE	76-13-1	20	U	UG/L
LC34-DPT0599-093.0-20181113	GW	11/13/2018	91	95	TT110518	TRICHLOROETHENE	79-01-6	5400		UG/L
LC34-DPT0599-098.0-20181113	GW	11/13/2018	96	100	TT110518	CIS-1,2-DICHLOROETHENE	156-59-2	110		UG/L
LC34-DPT0600-008.0-20181114	GW	11/14/2018	6	10	TT110518	1,1,2-TRICHLOROTRIFLUOROETHANE	76-13-1	1	U	UG/L
LC34-DPT0600-008.0-20181114	GW	11/14/2018	6	10	TT110518	TRICHLOROETHENE	79-01-6	1		UG/L
LC34-DPT0600-013.0-20181114	GW	11/14/2018	11	15	TT110518	CIS-1,2-DICHLOROETHENE	156-59-2	31		UG/L
LC34-DPT0600-018.0-20181114	GW	11/14/2018	16	20	TT110518	1,1,2-TRICHLOROTRIFLUOROETHANE	76-13-1	1	U	UG/L
LC34-DPT0600-018.0-20181114	GW	11/14/2018	16	20	TT110518	TRICHLOROETHENE	79-01-6	5		UG/L
LC34-DPT0600-023.0-20181114	GW	11/14/2018	21	25	TT110518	CIS-1,2-DICHLOROETHENE	156-59-2	57		UG/L
LC34-DPT0597-058.0-20181109	GW	11/9/2018	56	60	TT110518	TRICHLOROETHENE	79-01-6	811000		UG/L
LC34-DPT0597-063.0-20181109	GW	11/9/2018	61	65	TT110518	CIS-1,2-DICHLOROETHENE	156-59-2	37000		UG/L
LC34-DPT0597-068.0-20181109	GW	11/9/2018	66	70	TT110518	1,1,2-TRICHLOROTRIFLUOROETHANE	76-13-1	40	U	UG/L
LC34-DPT0597-068.0-20181109	GW	11/9/2018	66	70	TT110518	TRICHLOROETHENE	79-01-6	8200		UG/L
LC34-DPT0597-073.0-20181109	GW	11/9/2018	71	75	TT110518	CIS-1,2-DICHLOROETHENE	156-59-2	1100		UG/L
LC34-DPT0597-078.0-20181109	GW	11/9/2018	76	80	TT110518	1,1,2-TRICHLOROTRIFLUOROETHANE	76-13-1	4200		UG/L
LC34-DPT0597-078.0-20181109	GW	11/9/2018	76	80	TT110518	TRICHLOROETHENE	79-01-6	828000		UG/L
LC34-DPT0597-083.0-20181109	GW	11/9/2018	81	85	TT110518	CIS-1,2-DICHLOROETHENE	156-59-2	830		UG/L
LC34-DPT0598-008.0-20181112	GW	11/12/2018	6	10	TT110518	1,1,2-TRICHLOROTRIFLUOROETHANE	76-13-1	1	U	UG/L
LC34-DPT0598-008.0-20181112	GW	11/12/2018	6	10	TT110518	TRICHLOROETHENE	79-01-6	1	U	UG/L
LC34-DPT0598-013.0-20181112	GW	11/12/2018	11	15	TT110518	CIS-1,2-DICHLOROETHENE	156-59-2	8		UG/L
LC34-DPT0598-018.0-20181112	GW	11/12/2018	16	20	TT110518	1,1,2-TRICHLOROTRIFLUOROETHANE	76-13-1	1	U	UG/L
LC34-DPT0598-018.0-20181112	GW	11/12/2018	16	20	TT110518	TRICHLOROETHENE	79-01-6	2		UG/L
LC34-DPT0598-023.0-20181112	GW	11/12/2018	21	25	TT110518	CIS-1,2-DICHLOROETHENE	156-59-2	23		UG/L
LC34-DPT0598-028.0-20181112	GW	11/12/2018	26	30	TT110518	1,1,2-TRICHLOROTRIFLUOROETHANE	76-13-1	1	U	UG/L
LC34-DPT0598-028.0-20181112	GW	11/12/2018	26	30	TT110518	TRICHLOROETHENE	79-01-6	1	U	UG/L
LC34-DPT0598-033.0-20181112	GW	11/12/2018	31	35	TT110518	CIS-1,2-DICHLOROETHENE	156-59-2	12		UG/L
LC34-DPT0598-078.0-20181112	GW	11/12/2018	76	80	TT110518	TRICHLOROETHENE	79-01-6	3190000		UG/L
LC34-DPT0598-083.0-20181112	GW	11/12/2018	81	85	TT110518	CIS-1,2-DICHLOROETHENE	156-59-2	3900		UG/L
LC34-DPT0599-008.0-20181113	GW	11/13/2018	6	10	TT110518	1,1,2-TRICHLOROTRIFLUOROETHANE	76-13-1	1	U	UG/L
LC34-DPT0599-008.0-20181113	GW	11/13/2018	6	10	TT110518	TRICHLOROETHENE	79-01-6	1	U	UG/L
LC34-DPT0599-013.0-20181113	GW	11/13/2018	11	15	TT110518	CIS-1,2-DICHLOROETHENE	156-59-2	2		UG/L
LC34-DPT0599-018.0-20181113	GW	11/13/2018	16	20	TT110518	1,1,2-TRICHLOROTRIFLUOROETHANE	76-13-1	3	U	UG/L
LC34-DPT0599-018.0-20181113	GW	11/13/2018	16	20	TT110518	TRICHLOROETHENE	79-01-6	33		UG/L
LC34-DPT0599-023.0-20181113	GW	11/13/2018	21	25	TT110518	CIS-1,2-DICHLOROETHENE	156-59-2	3400		UG/L
LC34-DPT0599-028.0-20181113	GW	11/13/2018	26	30	TT110518	1,1,2-TRICHLOROTRIFLUOROETHANE	76-13-1	290	U	UG/L

Sample	Matrix	Sample Date	Top Depth	Bottom Depth	SDG	Parameter	CAS	Lab Result	Lab Qualifier	Units
LC34-DPT0599-028.0-20181113	GW	11/13/2018	26	30	TT110518	TRICHLOROETHENE	79-01-6	479000	J	UG/L
LC34-DPT0599-033.0-20181113	GW	11/13/2018	31	35	TT110518	CIS-1,2-DICHLOROETHENE	156-59-2	18300		UG/L
LC34-DPT0599-038.0-20181113	GW	11/13/2018	36	40	TT110518	1,1,2-TRICHLOROTRIFLUOROETHANE	76-13-1	3300	U	UG/L
LC34-DPT0599-038.0-20181113	GW	11/13/2018	36	40	TT110518	TRICHLOROETHENE	79-01-6	759000		UG/L
LC34-DPT0599-043.0-20181113	GW	11/13/2018	41	45	TT110518	CIS-1,2-DICHLOROETHENE	156-59-2	211000		UG/L
LC34-DPT0599-048.0-20181113	GW	11/13/2018	46	50	TT110518	1,1,2-TRICHLOROTRIFLUOROETHANE	76-13-1	2000	U	UG/L
LC34-DPT0599-048.0-20181113	GW	11/13/2018	46	50	TT110518	TRICHLOROETHENE	79-01-6	1110000	J	UG/L
LC34-DPT0599-053.0-20181113	GW	11/13/2018	51	55	TT110518	CIS-1,2-DICHLOROETHENE	156-59-2	21600		UG/L
LC34-DPT0599-058.0-20181113	GW	11/13/2018	56	60	TT110518	1,1,2-TRICHLOROTRIFLUOROETHANE	76-13-1	5	U	UG/L
LC34-DPT0599-058.0-20181113	GW	11/13/2018	56	60	TT110518	TRICHLOROETHENE	79-01-6	210		UG/L
LC34-DPT0599-063.0-20181113	GW	11/13/2018	61	65	TT110518	CIS-1,2-DICHLOROETHENE	156-59-2	29		UG/L
LC34-DPT0599-068.0-20181113	GW	11/13/2018	66	70	TT110518	1,1,2-TRICHLOROTRIFLUOROETHANE	76-13-1	5	U	UG/L
LC34-DPT0599-068.0-20181113	GW	11/13/2018	66	70	TT110518	TRICHLOROETHENE	79-01-6	570		UG/L
LC34-DPT0599-073.0-20181113	GW	11/13/2018	71	75	TT110518	CIS-1,2-DICHLOROETHENE	156-59-2	29		UG/L
LC34-DPT0599-078.0-20181113	GW	11/13/2018	76	80	TT110518	1,1,2-TRICHLOROTRIFLUOROETHANE	76-13-1	10	U	UG/L
LC34-DPT0599-078.0-20181113	GW	11/13/2018	76	80	TT110518	TRICHLOROETHENE	79-01-6	3800		UG/L
LC34-DPT0599-083.0-20181113	GW	11/13/2018	81	85	TT110518	CIS-1,2-DICHLOROETHENE	156-59-2	48		UG/L
LC34-DPT0599-088.0-20181113	GW	11/13/2018	86	90	TT110518	1,1,2-TRICHLOROTRIFLUOROETHANE	76-13-1	20	U	UG/L
LC34-DPT0599-088.0-20181113	GW	11/13/2018	86	90	TT110518	TRICHLOROETHENE	79-01-6	12200	J	UG/L
LC34-DPT0599-093.0-20181113	GW	11/13/2018	91	95	TT110518	CIS-1,2-DICHLOROETHENE	156-59-2	100		UG/L
LC34-DPT0599-098.0-20181113	GW	11/13/2018	96	100	TT110518	1,1,2-TRICHLOROTRIFLUOROETHANE	76-13-1	40	U	UG/L
LC34-DPT0599-098.0-20181113	GW	11/13/2018	96	100	TT110518	TRICHLOROETHENE	79-01-6	8700		UG/L
LC34-DPT0600-008.0-20181114	GW	11/14/2018	6	10	TT110518	CIS-1,2-DICHLOROETHENE	156-59-2	1	U	UG/L
LC34-DPT0600-013.0-20181114	GW	11/14/2018	11	15	TT110518	1,1,2-TRICHLOROTRIFLUOROETHANE	76-13-1	1	U	UG/L
LC34-DPT0600-013.0-20181114	GW	11/14/2018	11	15	TT110518	TRICHLOROETHENE	79-01-6	1		UG/L
LC34-DPT0600-018.0-20181114	GW	11/14/2018	16	20	TT110518	CIS-1,2-DICHLOROETHENE	156-59-2	31		UG/L
LC34-DPT0600-023.0-20181114	GW	11/14/2018	21	25	TT110518	1,1,2-TRICHLOROTRIFLUOROETHANE	76-13-1	10	U	UG/L
LC34-DPT0597-068.0-20181109	GW	11/9/2018	66	70	TT110518	1,1-DICHLOROETHENE	75-35-4	40	U	UG/L
LC34-DPT0597-068.0-20181109	GW	11/9/2018	66	70	TT110518	VINYL CHLORIDE	75-01-4	40	U	UG/L
LC34-DPT0597-073.0-20181109	GW	11/9/2018	71	75	TT110518	TRANS-1,2-DICHLOROETHENE	156-60-5	290	U	UG/L
LC34-DPT0597-078.0-20181109	GW	11/9/2018	76	80	TT110518	1,1-DICHLOROETHENE	75-35-4	2000	U	UG/L
LC34-DPT0597-078.0-20181109	GW	11/9/2018	76	80	TT110518	VINYL CHLORIDE	75-01-4	2000	U	UG/L
LC34-DPT0597-083.0-20181109	GW	11/9/2018	81	85	TT110518	TRANS-1,2-DICHLOROETHENE	156-60-5	200	U	UG/L
LC34-DPT0598-008.0-20181112	GW	11/12/2018	6	10	TT110518	1,1-DICHLOROETHENE	75-35-4	1	U	UG/L
LC34-DPT0598-008.0-20181112	GW	11/12/2018	6	10	TT110518	VINYL CHLORIDE	75-01-4	4		UG/L
LC34-DPT0598-013.0-20181112	GW	11/12/2018	11	15	TT110518	TRANS-1,2-DICHLOROETHENE	156-60-5	1	U	UG/L
LC34-DPT0598-018.0-20181112	GW	11/12/2018	16	20	TT110518	1,1-DICHLOROETHENE	75-35-4	1	U	UG/L
LC34-DPT0598-018.0-20181112	GW	11/12/2018	16	20	TT110518	VINYL CHLORIDE	75-01-4	5		UG/L
LC34-DPT0598-023.0-20181112	GW	11/12/2018	21	25	TT110518	TRANS-1,2-DICHLOROETHENE	156-60-5	10		UG/L
LC34-DPT0598-028.0-20181112	GW	11/12/2018	26	30	TT110518	1,1-DICHLOROETHENE	75-35-4	1	U	UG/L

Sample	Matrix	Sample Date	Top Depth	Bottom Depth	SDG	Parameter	CAS	Lab Result	Lab Qualifier	Units
LC34-DPT0598-028.0-20181112	GW	11/12/2018	26	30	TT110518	VINYL CHLORIDE	75-01-4	46		UG/L
LC34-DPT0598-033.0-20181112	GW	11/12/2018	31	35	TT110518	TRANS-1,2-DICHLOROETHENE	156-60-5	13		UG/L
LC34-DPT0598-038.0-20181112	GW	11/12/2018	36	40	TT110518	1,1-DICHLOROETHENE	75-35-4	200	U	UG/L
LC34-DPT0598-038.0-20181112	GW	11/12/2018	36	40	TT110518	VINYL CHLORIDE	75-01-4	17600		UG/L
LC34-DPT0598-043.0-20181112	GW	11/12/2018	41	45	TT110518	TRANS-1,2-DICHLOROETHENE	156-60-5	250	U	UG/L
LC34-DPT0598-078.0-20181112	GW	11/12/2018	76	80	TT110518	VINYL CHLORIDE	75-01-4	290	U	UG/L
LC34-DPT0598-083.0-20181112	GW	11/12/2018	81	85	TT110518	TRANS-1,2-DICHLOROETHENE	156-60-5	13		UG/L
LC34-DPT0599-008.0-20181113	GW	11/13/2018	6	10	TT110518	1,1-DICHLOROETHENE	75-35-4	1	U	UG/L
LC34-DPT0599-008.0-20181113	GW	11/13/2018	6	10	TT110518	VINYL CHLORIDE	75-01-4	1	U	UG/L
LC34-DPT0599-013.0-20181113	GW	11/13/2018	11	15	TT110518	TRANS-1,2-DICHLOROETHENE	156-60-5	1	U	UG/L
LC34-DPT0599-018.0-20181113	GW	11/13/2018	16	20	TT110518	1,1-DICHLOROETHENE	75-35-4	3	U	UG/L
LC34-DPT0599-018.0-20181113	GW	11/13/2018	16	20	TT110518	VINYL CHLORIDE	75-01-4	12		UG/L
LC34-DPT0599-023.0-20181113	GW	11/13/2018	21	25	TT110518	TRANS-1,2-DICHLOROETHENE	156-60-5	100	U	UG/L
LC34-DPT0599-028.0-20181113	GW	11/13/2018	26	30	TT110518	1,1-DICHLOROETHENE	75-35-4	290	U	UG/L
LC34-DPT0599-028.0-20181113	GW	11/13/2018	26	30	TT110518	VINYL CHLORIDE	75-01-4	670		UG/L
LC34-DPT0599-033.0-20181113	GW	11/13/2018	31	35	TT110518	TRANS-1,2-DICHLOROETHENE	156-60-5	2000	U	UG/L
LC34-DPT0599-038.0-20181113	GW	11/13/2018	36	40	TT110518	1,1-DICHLOROETHENE	75-35-4	3300	U	UG/L
LC34-DPT0599-038.0-20181113	GW	11/13/2018	36	40	TT110518	VINYL CHLORIDE	75-01-4	3300	U	UG/L
LC34-DPT0599-043.0-20181113	GW	11/13/2018	41	45	TT110518	TRANS-1,2-DICHLOROETHENE	156-60-5	2000	U	UG/L
LC34-DPT0599-048.0-20181113	GW	11/13/2018	46	50	TT110518	1,1-DICHLOROETHENE	75-35-4	2000	U	UG/L
LC34-DPT0599-048.0-20181113	GW	11/13/2018	46	50	TT110518	VINYL CHLORIDE	75-01-4	2000	U	UG/L
LC34-DPT0599-053.0-20181113	GW	11/13/2018	51	55	TT110518	TRANS-1,2-DICHLOROETHENE	156-60-5	67		UG/L
LC34-DPT0599-058.0-20181113	GW	11/13/2018	56	60	TT110518	1,1-DICHLOROETHENE	75-35-4	5	U	UG/L
LC34-DPT0599-058.0-20181113	GW	11/13/2018	56	60	TT110518	VINYL CHLORIDE	75-01-4	5		UG/L
LC34-DPT0599-063.0-20181113	GW	11/13/2018	61	65	TT110518	TRANS-1,2-DICHLOROETHENE	156-60-5	9	U	UG/L
LC34-DPT0599-068.0-20181113	GW	11/13/2018	66	70	TT110518	1,1-DICHLOROETHENE	75-35-4	5	U	UG/L
LC34-DPT0599-068.0-20181113	GW	11/13/2018	66	70	TT110518	VINYL CHLORIDE	75-01-4	5	U	UG/L
LC34-DPT0599-073.0-20181113	GW	11/13/2018	71	75	TT110518	TRANS-1,2-DICHLOROETHENE	156-60-5	10	U	UG/L
LC34-DPT0599-078.0-20181113	GW	11/13/2018	76	80	TT110518	1,1-DICHLOROETHENE	75-35-4	10	U	UG/L
LC34-DPT0599-078.0-20181113	GW	11/13/2018	76	80	TT110518	VINYL CHLORIDE	75-01-4	10	U	UG/L
LC34-DPT0599-083.0-20181113	GW	11/13/2018	81	85	TT110518	TRANS-1,2-DICHLOROETHENE	156-60-5	10	U	UG/L
LC34-DPT0599-088.0-20181113	GW	11/13/2018	86	90	TT110518	1,1-DICHLOROETHENE	75-35-4	20	U	UG/L
LC34-DPT0599-088.0-20181113	GW	11/13/2018	86	90	TT110518	VINYL CHLORIDE	75-01-4	20	U	UG/L
LC34-DPT0599-093.0-20181113	GW	11/13/2018	91	95	TT110518	TRANS-1,2-DICHLOROETHENE	156-60-5	20	U	UG/L
LC34-DPT0599-098.0-20181113	GW	11/13/2018	96	100	TT110518	1,1-DICHLOROETHENE	75-35-4	40	U	UG/L
LC34-DPT0599-098.0-20181113	GW	11/13/2018	96	100	TT110518	VINYL CHLORIDE	75-01-4	40	U	UG/L
LC34-DPT0600-008.0-20181114	GW	11/14/2018	6	10	TT110518	TRANS-1,2-DICHLOROETHENE	156-60-5	1	U	UG/L
LC34-DPT0600-013.0-20181114	GW	11/14/2018	11	15	TT110518	1,1-DICHLOROETHENE	75-35-4	1	U	UG/L
LC34-DPT0600-013.0-20181114	GW	11/14/2018	11	15	TT110518	VINYL CHLORIDE	75-01-4	17		UG/L
LC34-DPT0600-018.0-20181114	GW	11/14/2018	16	20	TT110518	TRANS-1,2-DICHLOROETHENE	156-60-5	1	U	UG/L

Sample	Matrix	Sample Date	Top Depth	Bottom Depth	SDG	Parameter	CAS	Lab Result	Lab Qualifier	Units
LC34-DPT0600-023.0-20181114	GW	11/14/2018	21	25	TT110518	1,1-DICHLOROETHENE	75-35-4	10	U	UG/L
LC34-DPT0600-023.0-20181114	GW	11/14/2018	21	25	TT110518	VINYL CHLORIDE	75-01-4	70		UG/L
LC34-DPT0600-028.0-20181114	GW	11/14/2018	26	30	TT110518	1,1,2-TRICHLOROTRIFLUOROETHANE	76-13-1	3	U	UG/L
LC34-DPT0600-028.0-20181114	GW	11/14/2018	26	30	TT110518	TRICHLOROETHENE	79-01-6	3	U	UG/L
LC34-DPT0600-033.0-20181114	GW	11/14/2018	31	35	TT110518	CIS-1,2-DICHLOROETHENE	156-59-2	38		UG/L
LC34-DPT0600-038.0-20181114	GW	11/14/2018	36	40	TT110518	1,1,2-TRICHLOROTRIFLUOROETHANE	76-13-1	20	U	UG/L
LC34-DPT0600-038.0-20181114	GW	11/14/2018	36	40	TT110518	TRICHLOROETHENE	79-01-6	20	U	UG/L
LC34-DPT0600-043.0-20181114	GW	11/14/2018	41	45	TT110518	CIS-1,2-DICHLOROETHENE	156-59-2	8800		UG/L
LC34-DPT0600-048.0-20181114	GW	11/14/2018	46	50	TT110518	1,1,2-TRICHLOROTRIFLUOROETHANE	76-13-1	290	U	UG/L
LC34-DPT0600-048.0-20181114	GW	11/14/2018	46	50	TT110518	TRICHLOROETHENE	79-01-6	290	U	UG/L
LC34-DPT0600-053.0-20181114	GW	11/14/2018	51	55	TT110518	CIS-1,2-DICHLOROETHENE	156-59-2	95300		UG/L
LC34-DPT0600-058.0-20181114	GW	11/14/2018	56	60	TT110518	1,1,2-TRICHLOROTRIFLUOROETHANE	76-13-1	290	U	UG/L
LC34-DPT0600-058.0-20181114	GW	11/14/2018	56	60	TT110518	TRICHLOROETHENE	79-01-6	290	U	UG/L
LC34-DPT0600-063.0-20181114	GW	11/14/2018	61	65	TT110518	CIS-1,2-DICHLOROETHENE	156-59-2	1700		UG/L
LC34-DPT0600-068.0-20181114	GW	11/14/2018	66	70	TT110518	1,1,2-TRICHLOROTRIFLUOROETHANE	76-13-1	2	U	UG/L
LC34-DPT0600-068.0-20181114	GW	11/14/2018	66	70	TT110518	TRICHLOROETHENE	79-01-6	2	U	UG/L
LC34-DPT0600-073.0-20181114	GW	11/14/2018	71	75	TT110518	CIS-1,2-DICHLOROETHENE	156-59-2	170		UG/L
LC34-DPT0600-078.0-20181114	GW	11/14/2018	76	80	TT110518	1,1,2-TRICHLOROTRIFLUOROETHANE	76-13-1	20	U	UG/L
LC34-DPT0600-078.0-20181114	GW	11/14/2018	76	80	TT110518	TRICHLOROETHENE	79-01-6	1500		UG/L
LC34-DPT0600-083.0-20181114	GW	11/14/2018	81	85	TT110518	CIS-1,2-DICHLOROETHENE	156-59-2	21		UG/L
LC34-DPT0600-088.0-20181114	GW	11/14/2018	86	90	TT110518	1,1,2-TRICHLOROTRIFLUOROETHANE	76-13-1	1	U	UG/L
LC34-DPT0600-088.0-20181114	GW	11/14/2018	86	90	TT110518	TRICHLOROETHENE	79-01-6	3		UG/L
LC34-DPT0600-093.0-20181114	GW	11/14/2018	91	95	TT110518	CIS-1,2-DICHLOROETHENE	156-59-2	150		UG/L
LC34-DPT0600-098.0-20181114	GW	11/14/2018	96	100	TT110518	1,1,2-TRICHLOROTRIFLUOROETHANE	76-13-1	2	U	UG/L
LC34-DPT0600-098.0-20181114	GW	11/14/2018	96	100	TT110518	TRICHLOROETHENE	79-01-6	10		UG/L
LC34-DPT0601-008.0-20181116	GW	11/16/2018	6	10	TT110518	CIS-1,2-DICHLOROETHENE	156-59-2	22		UG/L
LC34-DPT0601-013.0-20181116	GW	11/16/2018	11	15	TT110518	1,1,2-TRICHLOROTRIFLUOROETHANE	76-13-1	2	U	UG/L
LC34-DPT0601-013.0-20181116	GW	11/16/2018	11	15	TT110518	TRICHLOROETHENE	79-01-6	2	U	UG/L
LC34-DPT0601-018.0-20181116	GW	11/16/2018	16	20	TT110518	CIS-1,2-DICHLOROETHENE	156-59-2	49		UG/L
LC34-DPT0601-023.0-20181116	GW	11/16/2018	21	25	TT110518	1,1,2-TRICHLOROTRIFLUOROETHANE	76-13-1	3	U	UG/L
LC34-DPT0601-023.0-20181116	GW	11/16/2018	21	25	TT110518	TRICHLOROETHENE	79-01-6	3	U	UG/L
LC34-DPT0601-028.0-20181116	GW	11/16/2018	26	30	TT110518	CIS-1,2-DICHLOROETHENE	156-59-2	12000		UG/L
LC34-DPT0601-033.0-20181116	GW	11/16/2018	31	35	TT110518	1,1,2-TRICHLOROTRIFLUOROETHANE	76-13-1	290	U	UG/L
LC34-DPT0601-033.0-20181116	GW	11/16/2018	31	35	TT110518	TRICHLOROETHENE	79-01-6	33800		UG/L
LC34-DPT0601-038.0-20181116	GW	11/16/2018	36	40	TT110518	CIS-1,2-DICHLOROETHENE	156-59-2	125000		UG/L
LC34-DPT0601-043.0-20181116	GW	11/16/2018	41	45	TT110518	1,1,2-TRICHLOROTRIFLUOROETHANE	76-13-1	1000	U	UG/L
LC34-DPT0601-043.0-20181116	GW	11/16/2018	41	45	TT110518	TRICHLOROETHENE	79-01-6	97900		UG/L
LC34-DPT0601-048.0-20181116	GW	11/16/2018	46	50	TT110518	CIS-1,2-DICHLOROETHENE	156-59-2	160000		UG/L
LC34-DPT0601-053.0-20181116	GW	11/16/2018	51	55	TT110518	1,1,2-TRICHLOROTRIFLUOROETHANE	76-13-1	20	U	UG/L
LC34-DPT0601-053.0-20181116	GW	11/16/2018	51	55	TT110518	TRICHLOROETHENE	79-01-6	24		UG/L

Sample	Matrix	Sample Date	Top Depth	Bottom Depth	SDG	Parameter	CAS	Lab Result	Lab Qualifier	Units
LC34-DPT0601-058.0-20181116	GW	11/16/2018	56	60	TT110518	CIS-1,2-DICHLOROETHENE	156-59-2	310		UG/L
LC34-DPT0601-063.0-20181116	GW	11/16/2018	61	65	TT110518	1,1,2-TRICHLOROTRIFLUOROETHANE	76-13-1	3	U	UG/L
LC34-DPT0601-063.0-20181116	GW	11/16/2018	61	65	TT110518	TRICHLOROETHENE	79-01-6	3		UG/L
LC34-DPT0601-068.0-20181116	GW	11/16/2018	66	70	TT110518	CIS-1,2-DICHLOROETHENE	156-59-2	19		UG/L
LC34-DPT0601-073.0-20181116	GW	11/16/2018	71	75	TT110518	1,1,2-TRICHLOROTRIFLUOROETHANE	76-13-1	1	U	UG/L
LC34-DPT0601-073.0-20181116	GW	11/16/2018	71	75	TT110518	TRICHLOROETHENE	79-01-6	80		UG/L
LC34-DPT0601-078.0-20181116	GW	11/16/2018	76	80	TT110518	CIS-1,2-DICHLOROETHENE	156-59-2	1300		UG/L
LC34-DPT0601-083.0-20181116	GW	11/16/2018	81	85	TT110518	1,1,2-TRICHLOROTRIFLUOROETHANE	76-13-1	3	U	UG/L
LC34-DPT0601-083.0-20181116	GW	11/16/2018	81	85	TT110518	TRICHLOROETHENE	79-01-6	25		UG/L
LC34-DPT0601-088.0-20181116	GW	11/16/2018	86	90	TT110518	CIS-1,2-DICHLOROETHENE	156-59-2	9		UG/L
LC34-DPT0601-093.0-20181116	GW	11/16/2018	91	95	TT110518	1,1,2-TRICHLOROTRIFLUOROETHANE	76-13-1	1	U	UG/L
LC34-DPT0601-093.0-20181116	GW	11/16/2018	91	95	TT110518	TRICHLOROETHENE	79-01-6	5		UG/L
LC34-DPT0601-098.0-20181116	GW	11/16/2018	96	100	TT110518	CIS-1,2-DICHLOROETHENE	156-59-2	14		UG/L
LC34-DPT0669-068.0-20181105	GW	11/5/2018	66	70	TT110518	1,1,2-TRICHLOROTRIFLUOROETHANE	76-13-1	1	U	UG/L
LC34-DPT0669-068.0-20181105	GW	11/5/2018	66	70	TT110518	TRICHLOROETHENE	79-01-6	1	U	UG/L
LC34-DPT0669-073.0-20181105	GW	11/5/2018	71	75	TT110518	CIS-1,2-DICHLOROETHENE	156-59-2	3		UG/L
LC34-DPT0600-023.0-20181114	GW	11/14/2018	21	25	TT110518	TRICHLOROETHENE	79-01-6	180		UG/L
LC34-DPT0600-028.0-20181114	GW	11/14/2018	26	30	TT110518	CIS-1,2-DICHLOROETHENE	156-59-2	47		UG/L
LC34-DPT0600-033.0-20181114	GW	11/14/2018	31	35	TT110518	1,1,2-TRICHLOROTRIFLUOROETHANE	76-13-1	10	U	UG/L
LC34-DPT0600-033.0-20181114	GW	11/14/2018	31	35	TT110518	TRICHLOROETHENE	79-01-6	11		UG/L
LC34-DPT0600-038.0-20181114	GW	11/14/2018	36	40	TT110518	CIS-1,2-DICHLOROETHENE	156-59-2	78		UG/L
LC34-DPT0600-043.0-20181114	GW	11/14/2018	41	45	TT110518	1,1,2-TRICHLOROTRIFLUOROETHANE	76-13-1	40	U	UG/L
LC34-DPT0600-043.0-20181114	GW	11/14/2018	41	45	TT110518	TRICHLOROETHENE	79-01-6	40	U	UG/L
LC34-DPT0600-048.0-20181114	GW	11/14/2018	46	50	TT110518	CIS-1,2-DICHLOROETHENE	156-59-2	57400		UG/L
LC34-DPT0600-053.0-20181114	GW	11/14/2018	51	55	TT110518	1,1,2-TRICHLOROTRIFLUOROETHANE	76-13-1	290	U	UG/L
LC34-DPT0600-053.0-20181114	GW	11/14/2018	51	55	TT110518	TRICHLOROETHENE	79-01-6	290	U	UG/L
LC34-DPT0600-058.0-20181114	GW	11/14/2018	56	60	TT110518	CIS-1,2-DICHLOROETHENE	156-59-2	11000		UG/L
LC34-DPT0600-063.0-20181114	GW	11/14/2018	61	65	TT110518	1,1,2-TRICHLOROTRIFLUOROETHANE	76-13-1	10	U	UG/L
LC34-DPT0600-063.0-20181114	GW	11/14/2018	61	65	TT110518	TRICHLOROETHENE	79-01-6	120		UG/L
LC34-DPT0600-068.0-20181114	GW	11/14/2018	66	70	TT110518	CIS-1,2-DICHLOROETHENE	156-59-2	36		UG/L
LC34-DPT0600-073.0-20181114	GW	11/14/2018	71	75	TT110518	1,1,2-TRICHLOROTRIFLUOROETHANE	76-13-1	1	U	UG/L
LC34-DPT0600-073.0-20181114	GW	11/14/2018	71	75	TT110518	TRICHLOROETHENE	79-01-6	32		UG/L
LC34-DPT0600-078.0-20181114	GW	11/14/2018	76	80	TT110518	CIS-1,2-DICHLOROETHENE	156-59-2	2200		UG/L
LC34-DPT0600-083.0-20181114	GW	11/14/2018	81	85	TT110518	1,1,2-TRICHLOROTRIFLUOROETHANE	76-13-1	2	U	UG/L
LC34-DPT0600-083.0-20181114	GW	11/14/2018	81	85	TT110518	TRICHLOROETHENE	79-01-6	2		UG/L
LC34-DPT0600-088.0-20181114	GW	11/14/2018	86	90	TT110518	CIS-1,2-DICHLOROETHENE	156-59-2	100		UG/L
LC34-DPT0600-093.0-20181114	GW	11/14/2018	91	95	TT110518	1,1,2-TRICHLOROTRIFLUOROETHANE	76-13-1	2	U	UG/L
LC34-DPT0600-093.0-20181114	GW	11/14/2018	91	95	TT110518	TRICHLOROETHENE	79-01-6	4		UG/L
LC34-DPT0600-098.0-20181114	GW	11/14/2018	96	100	TT110518	CIS-1,2-DICHLOROETHENE	156-59-2	530		UG/L
LC34-DPT0601-008.0-20181116	GW	11/16/2018	6	10	TT110518	1,1,2-TRICHLOROTRIFLUOROETHANE	76-13-1	1	U	UG/L

Sample	Matrix	Sample Date	Top Depth	Bottom Depth	SDG	Parameter	CAS	Lab Result	Lab Qualifier	Units
LC34-DPT0601-008.0-20181116	GW	11/16/2018	6	10	TT110518	TRICHLOROETHENE	79-01-6	1		UG/L
LC34-DPT0601-013.0-20181116	GW	11/16/2018	11	15	TT110518	CIS-1,2-DICHLOROETHENE	156-59-2	45		UG/L
LC34-DPT0601-018.0-20181116	GW	11/16/2018	16	20	TT110518	1,1,2-TRICHLOROTRIFLUOROETHANE	76-13-1	1	U	UG/L
LC34-DPT0601-018.0-20181116	GW	11/16/2018	16	20	TT110518	TRICHLOROETHENE	79-01-6	2		UG/L
LC34-DPT0601-023.0-20181116	GW	11/16/2018	21	25	TT110518	CIS-1,2-DICHLOROETHENE	156-59-2	20		UG/L
LC34-DPT0601-028.0-20181116	GW	11/16/2018	26	30	TT110518	1,1,2-TRICHLOROTRIFLUOROETHANE	76-13-1	40	U	UG/L
LC34-DPT0601-028.0-20181116	GW	11/16/2018	26	30	TT110518	TRICHLOROETHENE	79-01-6	40	U	UG/L
LC34-DPT0601-033.0-20181116	GW	11/16/2018	31	35	TT110518	CIS-1,2-DICHLOROETHENE	156-59-2	80800		UG/L
LC34-DPT0601-038.0-20181116	GW	11/16/2018	36	40	TT110518	1,1,2-TRICHLOROTRIFLUOROETHANE	76-13-1	290	U	UG/L
LC34-DPT0601-038.0-20181116	GW	11/16/2018	36	40	TT110518	TRICHLOROETHENE	79-01-6	103000		UG/L
LC34-DPT0601-043.0-20181116	GW	11/16/2018	41	45	TT110518	CIS-1,2-DICHLOROETHENE	156-59-2	156000		UG/L
LC34-DPT0601-048.0-20181116	GW	11/16/2018	46	50	TT110518	1,1,2-TRICHLOROTRIFLUOROETHANE	76-13-1	290	U	UG/L
LC34-DPT0601-048.0-20181116	GW	11/16/2018	46	50	TT110518	TRICHLOROETHENE	79-01-6	26600		UG/L
LC34-DPT0601-053.0-20181116	GW	11/16/2018	51	55	TT110518	CIS-1,2-DICHLOROETHENE	156-59-2	2100		UG/L
LC34-DPT0601-058.0-20181116	GW	11/16/2018	56	60	TT110518	1,1,2-TRICHLOROTRIFLUOROETHANE	76-13-1	3	U	UG/L
LC34-DPT0601-058.0-20181116	GW	11/16/2018	56	60	TT110518	TRICHLOROETHENE	79-01-6	90		UG/L
LC34-DPT0601-063.0-20181116	GW	11/16/2018	61	65	TT110518	CIS-1,2-DICHLOROETHENE	156-59-2	57		UG/L
LC34-DPT0601-068.0-20181116	GW	11/16/2018	66	70	TT110518	1,1,2-TRICHLOROTRIFLUOROETHANE	76-13-1	1	U	UG/L
LC34-DPT0601-068.0-20181116	GW	11/16/2018	66	70	TT110518	TRICHLOROETHENE	79-01-6	3		UG/L
LC34-DPT0601-073.0-20181116	GW	11/16/2018	71	75	TT110518	CIS-1,2-DICHLOROETHENE	156-59-2	160		UG/L
LC34-DPT0601-078.0-20181116	GW	11/16/2018	76	80	TT110518	1,1,2-TRICHLOROTRIFLUOROETHANE	76-13-1	10	U	UG/L
LC34-DPT0601-078.0-20181116	GW	11/16/2018	76	80	TT110518	TRICHLOROETHENE	79-01-6	360		UG/L
LC34-DPT0601-083.0-20181116	GW	11/16/2018	81	85	TT110518	CIS-1,2-DICHLOROETHENE	156-59-2	100		UG/L
LC34-DPT0601-088.0-20181116	GW	11/16/2018	86	90	TT110518	1,1,2-TRICHLOROTRIFLUOROETHANE	76-13-1	1	U	UG/L
LC34-DPT0601-088.0-20181116	GW	11/16/2018	86	90	TT110518	TRICHLOROETHENE	79-01-6	1		UG/L
LC34-DPT0601-093.0-20181116	GW	11/16/2018	91	95	TT110518	CIS-1,2-DICHLOROETHENE	156-59-2	54		UG/L
LC34-DPT0601-098.0-20181116	GW	11/16/2018	96	100	TT110518	1,1,2-TRICHLOROTRIFLUOROETHANE	76-13-1	1	U	UG/L
LC34-DPT0601-098.0-20181116	GW	11/16/2018	96	100	TT110518	TRICHLOROETHENE	79-01-6	7		UG/L
LC34-DPT0669-068.0-20181105	GW	11/5/2018	66	70	TT110518	CIS-1,2-DICHLOROETHENE	156-59-2	4		UG/L
LC34-DPT0669-073.0-20181105	GW	11/5/2018	71	75	TT110518	1,1,2-TRICHLOROTRIFLUOROETHANE	76-13-1	1	U	UG/L
LC34-DPT0595-043.0-20181107	GW	11/7/2018	41	45	TT110518	1,1-DICHLOROETHENE	75-35-4	200	U	UG/L
LC34-DPT0595-043.0-20181107	GW	11/7/2018	41	45	TT110518	VINYL CHLORIDE	75-01-4	1900		UG/L
LC34-DPT0595-048.0-20181107	GW	11/7/2018	46	50	TT110518	TRANS-1,2-DICHLOROETHENE	156-60-5	40	U	UG/L
LC34-DPT0595-053.0-20181107	GW	11/7/2018	51	55	TT110518	1,1-DICHLOROETHENE	75-35-4	10	U	UG/L
LC34-DPT0595-053.0-20181107	GW	11/7/2018	51	55	TT110518	VINYL CHLORIDE	75-01-4	320		UG/L
LC34-DPT0595-058.0-20181107	GW	11/7/2018	56	60	TT110518	TRANS-1,2-DICHLOROETHENE	156-60-5	5		UG/L
LC34-DPT0595-063.0-20181107	GW	11/7/2018	61	65	TT110518	1,1-DICHLOROETHENE	75-35-4	3	U	UG/L
LC34-DPT0595-063.0-20181107	GW	11/7/2018	61	65	TT110518	VINYL CHLORIDE	75-01-4	9		UG/L
LC34-DPT0595-068.0-20181107	GW	11/7/2018	66	70	TT110518	TRANS-1,2-DICHLOROETHENE	156-60-5	1	U	UG/L
LC34-DPT0595-073.0-20181107	GW	11/7/2018	71	75	TT110518	1,1-DICHLOROETHENE	75-35-4	200	U	UG/L

Sample	Matrix	Sample Date	Top Depth	Bottom Depth	SDG	Parameter	CAS	Lab Result	Lab Qualifier	Units
LC34-DPT0595-073.0-20181107	GW	11/7/2018	71	75	TT110518	VINYL CHLORIDE	75-01-4	200	U	UG/L
LC34-DPT0595-078.0-20181107	GW	11/7/2018	76	80	TT110518	TRANS-1,2-DICHLOROETHENE	156-60-5	500	U	UG/L
LC34-DPT0595-083.0-20181108	GW	11/8/2018	81	85	TT110518	1,1-DICHLOROETHENE	75-35-4	100	U	UG/L
LC34-DPT0595-083.0-20181108	GW	11/8/2018	81	85	TT110518	VINYL CHLORIDE	75-01-4	100	U	UG/L
LC34-DPT0596-008.0-20181108	GW	11/8/2018	6	10	TT110518	TRANS-1,2-DICHLOROETHENE	156-60-5	1	U	UG/L
LC34-DPT0596-013.0-20181108	GW	11/8/2018	11	15	TT110518	1,1-DICHLOROETHENE	75-35-4	1	U	UG/L
LC34-DPT0596-013.0-20181108	GW	11/8/2018	11	15	TT110518	VINYL CHLORIDE	75-01-4	1	U	UG/L
LC34-DPT0596-018.0-20181108	GW	11/8/2018	16	20	TT110518	TRANS-1,2-DICHLOROETHENE	156-60-5	1	U	UG/L
LC34-DPT0596-023.0-20181108	GW	11/8/2018	21	25	TT110518	1,1-DICHLOROETHENE	75-35-4	1	U	UG/L
LC34-DPT0596-023.0-20181108	GW	11/8/2018	21	25	TT110518	VINYL CHLORIDE	75-01-4	7		UG/L
LC34-DPT0596-028.0-20181108	GW	11/8/2018	26	30	TT110518	TRANS-1,2-DICHLOROETHENE	156-60-5	36		UG/L
LC34-DPT0596-033.0-20181108	GW	11/8/2018	31	35	TT110518	1,1-DICHLOROETHENE	75-35-4	290	U	UG/L
LC34-DPT0596-033.0-20181108	GW	11/8/2018	31	35	TT110518	VINYL CHLORIDE	75-01-4	3400		UG/L
LC34-DPT0596-038.0-20181108	GW	11/8/2018	36	40	TT110518	TRANS-1,2-DICHLOROETHENE	156-60-5	4700		UG/L
LC34-DPT0596-043.0-20181108	GW	11/8/2018	41	45	TT110518	1,1-DICHLOROETHENE	75-35-4	1000	U	UG/L
LC34-DPT0596-043.0-20181108	GW	11/8/2018	41	45	TT110518	VINYL CHLORIDE	75-01-4	1000	U	UG/L
LC34-DPT0596-048.0-20181108	GW	11/8/2018	46	50	TT110518	TRANS-1,2-DICHLOROETHENE	156-60-5	2000	U	UG/L
LC34-DPT0596-053.0-20181108	GW	11/8/2018	51	55	TT110518	1,1-DICHLOROETHENE	75-35-4	1000	U	UG/L
LC34-DPT0596-053.0-20181108	GW	11/8/2018	51	55	TT110518	VINYL CHLORIDE	75-01-4	1000	U	UG/L
LC34-DPT0596-058.0-20181108	GW	11/8/2018	56	60	TT110518	TRANS-1,2-DICHLOROETHENE	156-60-5	290	U	UG/L
LC34-DPT0596-063.0-20181108	GW	11/8/2018	61	65	TT110518	1,1-DICHLOROETHENE	75-35-4	3	U	UG/L
LC34-DPT0596-063.0-20181108	GW	11/8/2018	61	65	TT110518	VINYL CHLORIDE	75-01-4	4		UG/L
LC34-DPT0596-068.0-20181108	GW	11/8/2018	66	70	TT110518	TRANS-1,2-DICHLOROETHENE	156-60-5	20	U	UG/L
LC34-DPT0596-073.0-20181108	GW	11/8/2018	71	75	TT110518	1,1-DICHLOROETHENE	75-35-4	5	U	UG/L
LC34-DPT0596-073.0-20181108	GW	11/8/2018	71	75	TT110518	VINYL CHLORIDE	75-01-4	5	U	UG/L
LC34-DPT0596-078.0-20181108	GW	11/8/2018	76	80	TT110518	TRANS-1,2-DICHLOROETHENE	156-60-5	19		UG/L
LC34-DPT0596-083.0-20181108	GW	11/8/2018	81	85	TT110518	1,1-DICHLOROETHENE	75-35-4	5	U	UG/L
LC34-DPT0596-083.0-20181108	GW	11/8/2018	81	85	TT110518	VINYL CHLORIDE	75-01-4	5	U	UG/L
LC34-DPT0597-008.0-20181109	GW	11/9/2018	6	10	TT110518	TRANS-1,2-DICHLOROETHENE	156-60-5	1	U	UG/L
LC34-DPT0597-013.0-20181109	GW	11/9/2018	11	15	TT110518	1,1-DICHLOROETHENE	75-35-4	1	U	UG/L
LC34-DPT0597-013.0-20181109	GW	11/9/2018	11	15	TT110518	VINYL CHLORIDE	75-01-4	9		UG/L
LC34-DPT0597-018.0-20181109	GW	11/9/2018	16	20	TT110518	TRANS-1,2-DICHLOROETHENE	156-60-5	1	U	UG/L
LC34-DPT0597-023.0-20181109	GW	11/9/2018	21	25	TT110518	1,1-DICHLOROETHENE	75-35-4	1	U	UG/L
LC34-DPT0597-023.0-20181109	GW	11/9/2018	21	25	TT110518	VINYL CHLORIDE	75-01-4	32		UG/L
LC34-DPT0597-028.0-20181109	GW	11/9/2018	26	30	TT110518	TRANS-1,2-DICHLOROETHENE	156-60-5	3	U	UG/L
LC34-DPT0597-033.0-20181109	GW	11/9/2018	31	35	TT110518	1,1-DICHLOROETHENE	75-35-4	2	U	UG/L
LC34-DPT0597-033.0-20181109	GW	11/9/2018	31	35	TT110518	VINYL CHLORIDE	75-01-4	10		UG/L
LC34-DPT0597-038.0-20181109	GW	11/9/2018	36	40	TT110518	TRANS-1,2-DICHLOROETHENE	156-60-5	290	U	UG/L
LC34-DPT0597-043.0-20181109	GW	11/9/2018	41	45	TT110518	1,1-DICHLOROETHENE	75-35-4	290	U	UG/L
LC34-DPT0597-043.0-20181109	GW	11/9/2018	41	45	TT110518	VINYL CHLORIDE	75-01-4	290	U	UG/L

Sample	Matrix	Sample Date	Top Depth	Bottom Depth	SDG	Parameter	CAS	Lab Result	Lab Qualifier	Units
LC34-DPT0597-048.0-20181109	GW	11/9/2018	46	50	TT110518	TRANS-1,2-DICHLOROETHENE	156-60-5	2000	U	UG/L
LC34-DPT0597-053.0-20181109	GW	11/9/2018	51	55	TT110518	1,1-DICHLOROETHENE	75-35-4	300		UG/L
LC34-DPT0597-053.0-20181109	GW	11/9/2018	51	55	TT110518	VINYL CHLORIDE	75-01-4	970		UG/L
LC34-DPT0597-058.0-20181109	GW	11/9/2018	56	60	TT110518	TRANS-1,2-DICHLOROETHENE	156-60-5	3300	U	UG/L
LC34-DPT0597-063.0-20181109	GW	11/9/2018	61	65	TT110518	1,1-DICHLOROETHENE	75-35-4	1000	U	UG/L
LC34-DPT0597-063.0-20181109	GW	11/9/2018	61	65	TT110518	VINYL CHLORIDE	75-01-4	1000	U	UG/L
LC34-DPT0597-068.0-20181109	GW	11/9/2018	66	70	TT110518	TRANS-1,2-DICHLOROETHENE	156-60-5	40	U	UG/L
LC34-DPT0597-073.0-20181109	GW	11/9/2018	71	75	TT110518	1,1-DICHLOROETHENE	75-35-4	290	U	UG/L
LC34-DPT0597-073.0-20181109	GW	11/9/2018	71	75	TT110518	VINYL CHLORIDE	75-01-4	290	U	UG/L
LC34-DPT0597-078.0-20181109	GW	11/9/2018	76	80	TT110518	TRANS-1,2-DICHLOROETHENE	156-60-5	2000	U	UG/L
LC34-DPT0597-083.0-20181109	GW	11/9/2018	81	85	TT110518	1,1-DICHLOROETHENE	75-35-4	200	U	UG/L
LC34-DPT0597-083.0-20181109	GW	11/9/2018	81	85	TT110518	VINYL CHLORIDE	75-01-4	200	U	UG/L
LC34-DPT0598-008.0-20181112	GW	11/12/2018	6	10	TT110518	TRANS-1,2-DICHLOROETHENE	156-60-5	1	U	UG/L
LC34-DPT0598-013.0-20181112	GW	11/12/2018	11	15	TT110518	1,1-DICHLOROETHENE	75-35-4	1	U	UG/L
LC34-DPT0598-013.0-20181112	GW	11/12/2018	11	15	TT110518	VINYL CHLORIDE	75-01-4	2		UG/L
LC34-DPT0598-018.0-20181112	GW	11/12/2018	16	20	TT110518	TRANS-1,2-DICHLOROETHENE	156-60-5	1	U	UG/L
LC34-DPT0598-023.0-20181112	GW	11/12/2018	21	25	TT110518	1,1-DICHLOROETHENE	75-35-4	1	U	UG/L
LC34-DPT0598-023.0-20181112	GW	11/12/2018	21	25	TT110518	VINYL CHLORIDE	75-01-4	94		UG/L
LC34-DPT0598-028.0-20181112	GW	11/12/2018	26	30	TT110518	TRANS-1,2-DICHLOROETHENE	156-60-5	56		UG/L
LC34-DPT0598-033.0-20181112	GW	11/12/2018	31	35	TT110518	1,1-DICHLOROETHENE	75-35-4	1	U	UG/L
LC34-DPT0598-033.0-20181112	GW	11/12/2018	31	35	TT110518	VINYL CHLORIDE	75-01-4	69		UG/L
LC34-DPT0598-038.0-20181112	GW	11/12/2018	36	40	TT110518	TRANS-1,2-DICHLOROETHENE	156-60-5	1200		UG/L
LC34-DPT0598-043.0-20181112	GW	11/12/2018	41	45	TT110518	1,1-DICHLOROETHENE	75-35-4	250	U	UG/L
LC34-DPT0598-078.0-20181112	GW	11/12/2018	76	80	TT110518	TRANS-1,2-DICHLOROETHENE	156-60-5	290	U	UG/L
LC34-DPT0598-083.0-20181112	GW	11/12/2018	81	85	TT110518	1,1-DICHLOROETHENE	75-35-4	10	U	UG/L
LC34-DPT0598-083.0-20181112	GW	11/12/2018	81	85	TT110518	VINYL CHLORIDE	75-01-4	10	U	UG/L
LC34-DPT0599-008.0-20181113	GW	11/13/2018	6	10	TT110518	TRANS-1,2-DICHLOROETHENE	156-60-5	1	U	UG/L
LC34-DPT0599-013.0-20181113	GW	11/13/2018	11	15	TT110518	1,1-DICHLOROETHENE	75-35-4	1	U	UG/L
LC34-DPT0599-013.0-20181113	GW	11/13/2018	11	15	TT110518	VINYL CHLORIDE	75-01-4	1	U	UG/L
LC34-DPT0599-018.0-20181113	GW	11/13/2018	16	20	TT110518	TRANS-1,2-DICHLOROETHENE	156-60-5	3	U	UG/L
LC34-DPT0599-023.0-20181113	GW	11/13/2018	21	25	TT110518	1,1-DICHLOROETHENE	75-35-4	100	U	UG/L
LC34-DPT0599-023.0-20181113	GW	11/13/2018	21	25	TT110518	VINYL CHLORIDE	75-01-4	270		UG/L
LC34-DPT0599-028.0-20181113	GW	11/13/2018	26	30	TT110518	TRANS-1,2-DICHLOROETHENE	156-60-5	290	U	UG/L
LC34-DPT0599-033.0-20181113	GW	11/13/2018	31	35	TT110518	1,1-DICHLOROETHENE	75-35-4	2000	U	UG/L
LC34-DPT0599-033.0-20181113	GW	11/13/2018	31	35	TT110518	VINYL CHLORIDE	75-01-4	2600		UG/L
LC34-DPT0599-038.0-20181113	GW	11/13/2018	36	40	TT110518	TRANS-1,2-DICHLOROETHENE	156-60-5	3600		UG/L
LC34-DPT0599-043.0-20181113	GW	11/13/2018	41	45	TT110518	1,1-DICHLOROETHENE	75-35-4	2000	U	UG/L
LC34-DPT0599-043.0-20181113	GW	11/13/2018	41	45	TT110518	VINYL CHLORIDE	75-01-4	3900		UG/L
LC34-DPT0599-048.0-20181113	GW	11/13/2018	46	50	TT110518	TRANS-1,2-DICHLOROETHENE	156-60-5	2000	U	UG/L
LC34-DPT0599-053.0-20181113	GW	11/13/2018	51	55	TT110518	1,1-DICHLOROETHENE	75-35-4	61		UG/L

Sample	Matrix	Sample Date	Top Depth	Bottom Depth	SDG	Parameter	CAS	Lab Result	Lab Qualifier	Units
LC34-DPT0599-053.0-20181113	GW	11/13/2018	51	55	TT110518	VINYL CHLORIDE	75-01-4	40	U	UG/L
LC34-DPT0599-058.0-20181113	GW	11/13/2018	56	60	TT110518	TRANS-1,2-DICHLOROETHENE	156-60-5	14		UG/L
LC34-DPT0599-063.0-20181113	GW	11/13/2018	61	65	TT110518	1,1-DICHLOROETHENE	75-35-4	5	U	UG/L
LC34-DPT0599-063.0-20181113	GW	11/13/2018	61	65	TT110518	VINYL CHLORIDE	75-01-4	5	U	UG/L
LC34-DPT0599-068.0-20181113	GW	11/13/2018	66	70	TT110518	TRANS-1,2-DICHLOROETHENE	156-60-5	5	U	UG/L
LC34-DPT0599-073.0-20181113	GW	11/13/2018	71	75	TT110518	1,1-DICHLOROETHENE	75-35-4	10	U	UG/L
LC34-DPT0599-073.0-20181113	GW	11/13/2018	71	75	TT110518	VINYL CHLORIDE	75-01-4	10	U	UG/L
LC34-DPT0599-078.0-20181113	GW	11/13/2018	76	80	TT110518	TRANS-1,2-DICHLOROETHENE	156-60-5	19		UG/L
LC34-DPT0599-083.0-20181113	GW	11/13/2018	81	85	TT110518	1,1-DICHLOROETHENE	75-35-4	10	U	UG/L
LC34-DPT0599-083.0-20181113	GW	11/13/2018	81	85	TT110518	VINYL CHLORIDE	75-01-4	10	U	UG/L
LC34-DPT0599-088.0-20181113	GW	11/13/2018	86	90	TT110518	TRANS-1,2-DICHLOROETHENE	156-60-5	20	U	UG/L
LC34-DPT0599-093.0-20181113	GW	11/13/2018	91	95	TT110518	1,1-DICHLOROETHENE	75-35-4	20	U	UG/L
LC34-DPT0599-093.0-20181113	GW	11/13/2018	91	95	TT110518	VINYL CHLORIDE	75-01-4	20	U	UG/L
LC34-DPT0599-098.0-20181113	GW	11/13/2018	96	100	TT110518	TRANS-1,2-DICHLOROETHENE	156-60-5	40	U	UG/L
LC34-DPT0600-008.0-20181114	GW	11/14/2018	6	10	TT110518	1,1-DICHLOROETHENE	75-35-4	1	U	UG/L
LC34-DPT0600-008.0-20181114	GW	11/14/2018	6	10	TT110518	VINYL CHLORIDE	75-01-4	1	U	UG/L
LC34-DPT0600-013.0-20181114	GW	11/14/2018	11	15	TT110518	TRANS-1,2-DICHLOROETHENE	156-60-5	1	U	UG/L
LC34-DPT0600-018.0-20181114	GW	11/14/2018	16	20	TT110518	1,1-DICHLOROETHENE	75-35-4	1	U	UG/L
LC34-DPT0600-018.0-20181114	GW	11/14/2018	16	20	TT110518	VINYL CHLORIDE	75-01-4	36		UG/L
LC34-DPT0600-023.0-20181114	GW	11/14/2018	21	25	TT110518	TRANS-1,2-DICHLOROETHENE	156-60-5	10	U	UG/L
LC34-DPT0600-028.0-20181114	GW	11/14/2018	26	30	TT110518	1,1-DICHLOROETHENE	75-35-4	3	U	UG/L
LC34-DPT0600-028.0-20181114	GW	11/14/2018	26	30	TT110518	VINYL CHLORIDE	75-01-4	51		UG/L
LC34-DPT0600-033.0-20181114	GW	11/14/2018	31	35	TT110518	TRANS-1,2-DICHLOROETHENE	156-60-5	30		UG/L
LC34-DPT0600-038.0-20181114	GW	11/14/2018	36	40	TT110518	1,1-DICHLOROETHENE	75-35-4	20	U	UG/L
LC34-DPT0600-038.0-20181114	GW	11/14/2018	36	40	TT110518	VINYL CHLORIDE	75-01-4	67		UG/L
LC34-DPT0600-043.0-20181114	GW	11/14/2018	41	45	TT110518	TRANS-1,2-DICHLOROETHENE	156-60-5	470		UG/L
LC34-DPT0600-048.0-20181114	GW	11/14/2018	46	50	TT110518	1,1-DICHLOROETHENE	75-35-4	290	U	UG/L
LC34-DPT0600-048.0-20181114	GW	11/14/2018	46	50	TT110518	VINYL CHLORIDE	75-01-4	9000		UG/L
LC34-DPT0600-053.0-20181114	GW	11/14/2018	51	55	TT110518	TRANS-1,2-DICHLOROETHENE	156-60-5	1600		UG/L
LC34-DPT0600-058.0-20181114	GW	11/14/2018	56	60	TT110518	1,1-DICHLOROETHENE	75-35-4	290	U	UG/L
LC34-DPT0600-058.0-20181114	GW	11/14/2018	56	60	TT110518	VINYL CHLORIDE	75-01-4	800		UG/L
LC34-DPT0600-063.0-20181114	GW	11/14/2018	61	65	TT110518	TRANS-1,2-DICHLOROETHENE	156-60-5	16		UG/L
LC34-DPT0600-068.0-20181114	GW	11/14/2018	66	70	TT110518	1,1-DICHLOROETHENE	75-35-4	2	U	UG/L
LC34-DPT0600-068.0-20181114	GW	11/14/2018	66	70	TT110518	VINYL CHLORIDE	75-01-4	21		UG/L
LC34-DPT0600-073.0-20181114	GW	11/14/2018	71	75	TT110518	TRANS-1,2-DICHLOROETHENE	156-60-5	9		UG/L
LC34-DPT0600-078.0-20181114	GW	11/14/2018	76	80	TT110518	1,1-DICHLOROETHENE	75-35-4	20	U	UG/L
LC34-DPT0600-078.0-20181114	GW	11/14/2018	76	80	TT110518	VINYL CHLORIDE	75-01-4	21		UG/L
LC34-DPT0600-083.0-20181114	GW	11/14/2018	81	85	TT110518	TRANS-1,2-DICHLOROETHENE	156-60-5	2	U	UG/L
LC34-DPT0600-088.0-20181114	GW	11/14/2018	86	90	TT110518	1,1-DICHLOROETHENE	75-35-4	1	U	UG/L
LC34-DPT0600-088.0-20181114	GW	11/14/2018	86	90	TT110518	VINYL CHLORIDE	75-01-4	13		UG/L

Sample	Matrix	Sample Date	Top Depth	Bottom Depth	SDG	Parameter	CAS	Lab Result	Lab Qualifier	Units
LC34-DPT0600-093.0-20181114	GW	11/14/2018	91	95	TT110518	TRANS-1,2-DICHLOROETHENE	156-60-5	2	U	UG/L
LC34-DPT0600-098.0-20181114	GW	11/14/2018	96	100	TT110518	1,1-DICHLOROETHENE	75-35-4	2	U	UG/L
LC34-DPT0600-098.0-20181114	GW	11/14/2018	96	100	TT110518	VINYL CHLORIDE	75-01-4	43		UG/L
LC34-DPT0601-008.0-20181116	GW	11/16/2018	6	10	TT110518	TRANS-1,2-DICHLOROETHENE	156-60-5	1	U	UG/L
LC34-DPT0601-013.0-20181116	GW	11/16/2018	11	15	TT110518	1,1-DICHLOROETHENE	75-35-4	2	U	UG/L
LC34-DPT0601-013.0-20181116	GW	11/16/2018	11	15	TT110518	VINYL CHLORIDE	75-01-4	55		UG/L
LC34-DPT0601-018.0-20181116	GW	11/16/2018	16	20	TT110518	TRANS-1,2-DICHLOROETHENE	156-60-5	1	U	UG/L
LC34-DPT0601-023.0-20181116	GW	11/16/2018	21	25	TT110518	1,1-DICHLOROETHENE	75-35-4	3	U	UG/L
LC34-DPT0601-023.0-20181116	GW	11/16/2018	21	25	TT110518	VINYL CHLORIDE	75-01-4	180		UG/L
LC34-DPT0601-028.0-20181116	GW	11/16/2018	26	30	TT110518	TRANS-1,2-DICHLOROETHENE	156-60-5	790		UG/L
LC34-DPT0601-033.0-20181116	GW	11/16/2018	31	35	TT110518	1,1-DICHLOROETHENE	75-35-4	290	U	UG/L
LC34-DPT0601-033.0-20181116	GW	11/16/2018	31	35	TT110518	VINYL CHLORIDE	75-01-4	1800		UG/L
LC34-DPT0601-038.0-20181116	GW	11/16/2018	36	40	TT110518	TRANS-1,2-DICHLOROETHENE	156-60-5	5500		UG/L
LC34-DPT0601-043.0-20181116	GW	11/16/2018	41	45	TT110518	1,1-DICHLOROETHENE	75-35-4	1000	U	UG/L
LC34-DPT0601-043.0-20181116	GW	11/16/2018	41	45	TT110518	VINYL CHLORIDE	75-01-4	3100		UG/L
LC34-DPT0601-048.0-20181116	GW	11/16/2018	46	50	TT110518	TRANS-1,2-DICHLOROETHENE	156-60-5	3200		UG/L
LC34-DPT0601-053.0-20181116	GW	11/16/2018	51	55	TT110518	1,1-DICHLOROETHENE	75-35-4	20	U	UG/L
LC34-DPT0601-053.0-20181116	GW	11/16/2018	51	55	TT110518	VINYL CHLORIDE	75-01-4	170		UG/L
LC34-DPT0601-058.0-20181116	GW	11/16/2018	56	60	TT110518	TRANS-1,2-DICHLOROETHENE	156-60-5	6		UG/L
LC34-DPT0601-063.0-20181116	GW	11/16/2018	61	65	TT110518	1,1-DICHLOROETHENE	75-35-4	3	U	UG/L
LC34-DPT0601-063.0-20181116	GW	11/16/2018	61	65	TT110518	VINYL CHLORIDE	75-01-4	3	U	UG/L
LC34-DPT0601-068.0-20181116	GW	11/16/2018	66	70	TT110518	TRANS-1,2-DICHLOROETHENE	156-60-5	5		UG/L
LC34-DPT0601-073.0-20181116	GW	11/16/2018	71	75	TT110518	1,1-DICHLOROETHENE	75-35-4	1	U	UG/L
LC34-DPT0601-073.0-20181116	GW	11/16/2018	71	75	TT110518	VINYL CHLORIDE	75-01-4	7		UG/L
LC34-DPT0601-078.0-20181116	GW	11/16/2018	76	80	TT110518	TRANS-1,2-DICHLOROETHENE	156-60-5	48		UG/L
LC34-DPT0601-083.0-20181116	GW	11/16/2018	81	85	TT110518	1,1-DICHLOROETHENE	75-35-4	3	U	UG/L
LC34-DPT0601-083.0-20181116	GW	11/16/2018	81	85	TT110518	VINYL CHLORIDE	75-01-4	5		UG/L
LC34-DPT0601-088.0-20181116	GW	11/16/2018	86	90	TT110518	TRANS-1,2-DICHLOROETHENE	156-60-5	1	U	UG/L
LC34-DPT0601-093.0-20181116	GW	11/16/2018	91	95	TT110518	1,1-DICHLOROETHENE	75-35-4	1	U	UG/L
LC34-DPT0601-093.0-20181116	GW	11/16/2018	91	95	TT110518	VINYL CHLORIDE	75-01-4	6		UG/L
LC34-DPT0601-098.0-20181116	GW	11/16/2018	96	100	TT110518	TRANS-1,2-DICHLOROETHENE	156-60-5	1	U	UG/L
LC34-DPT0669-068.0-20181105	GW	11/5/2018	66	70	TT110518	1,1-DICHLOROETHENE	75-35-4	1	U	UG/L
LC34-DPT0669-068.0-20181105	GW	11/5/2018	66	70	TT110518	VINYL CHLORIDE	75-01-4	1	U	UG/L
LC34-DPT0669-073.0-20181105	GW	11/5/2018	71	75	TT110518	TRANS-1,2-DICHLOROETHENE	156-60-5	1	U	UG/L
LC34-DPT0669-078.0-20181105	GW	11/5/2018	76	80	TT110518	1,1-DICHLOROETHENE	75-35-4	3	U	UG/L
LC34-DPT0600-028.0-20181114	GW	11/14/2018	26	30	TT110518	TRANS-1,2-DICHLOROETHENE	156-60-5	3		UG/L
LC34-DPT0600-033.0-20181114	GW	11/14/2018	31	35	TT110518	1,1-DICHLOROETHENE	75-35-4	10	U	UG/L
LC34-DPT0600-033.0-20181114	GW	11/14/2018	31	35	TT110518	VINYL CHLORIDE	75-01-4	97		UG/L
LC34-DPT0600-038.0-20181114	GW	11/14/2018	36	40	TT110518	TRANS-1,2-DICHLOROETHENE	156-60-5	20	U	UG/L
LC34-DPT0600-043.0-20181114	GW	11/14/2018	41	45	TT110518	1,1-DICHLOROETHENE	75-35-4	40	U	UG/L

Sample	Matrix	Sample Date	Top Depth	Bottom Depth	SDG	Parameter	CAS	Lab Result	Lab Qualifier	Units
LC34-DPT0600-043.0-20181114	GW	11/14/2018	41	45	TT110518	VINYL CHLORIDE	75-01-4	12400	J	UG/L
LC34-DPT0600-048.0-20181114	GW	11/14/2018	46	50	TT110518	TRANS-1,2-DICHLOROETHENE	156-60-5	800		UG/L
LC34-DPT0600-053.0-20181114	GW	11/14/2018	51	55	TT110518	1,1-DICHLOROETHENE	75-35-4	290	U	UG/L
LC34-DPT0600-053.0-20181114	GW	11/14/2018	51	55	TT110518	VINYL CHLORIDE	75-01-4	14000		UG/L
LC34-DPT0600-058.0-20181114	GW	11/14/2018	56	60	TT110518	TRANS-1,2-DICHLOROETHENE	156-60-5	290	U	UG/L
LC34-DPT0600-063.0-20181114	GW	11/14/2018	61	65	TT110518	1,1-DICHLOROETHENE	75-35-4	10	U	UG/L
LC34-DPT0600-063.0-20181114	GW	11/14/2018	61	65	TT110518	VINYL CHLORIDE	75-01-4	29		UG/L
LC34-DPT0600-068.0-20181114	GW	11/14/2018	66	70	TT110518	TRANS-1,2-DICHLOROETHENE	156-60-5	7		UG/L
LC34-DPT0600-073.0-20181114	GW	11/14/2018	71	75	TT110518	1,1-DICHLOROETHENE	75-35-4	1	U	UG/L
LC34-DPT0600-073.0-20181114	GW	11/14/2018	71	75	TT110518	VINYL CHLORIDE	75-01-4	160		UG/L
LC34-DPT0600-078.0-20181114	GW	11/14/2018	76	80	TT110518	TRANS-1,2-DICHLOROETHENE	156-60-5	87		UG/L
LC34-DPT0600-083.0-20181114	GW	11/14/2018	81	85	TT110518	1,1-DICHLOROETHENE	75-35-4	2	U	UG/L
LC34-DPT0600-083.0-20181114	GW	11/14/2018	81	85	TT110518	VINYL CHLORIDE	75-01-4	2	U	UG/L
LC34-DPT0600-088.0-20181114	GW	11/14/2018	86	90	TT110518	TRANS-1,2-DICHLOROETHENE	156-60-5	1		UG/L
LC34-DPT0600-093.0-20181114	GW	11/14/2018	91	95	TT110518	1,1-DICHLOROETHENE	75-35-4	2	U	UG/L
LC34-DPT0600-093.0-20181114	GW	11/14/2018	91	95	TT110518	VINYL CHLORIDE	75-01-4	7		UG/L
LC34-DPT0600-098.0-20181114	GW	11/14/2018	96	100	TT110518	TRANS-1,2-DICHLOROETHENE	156-60-5	7		UG/L
LC34-DPT0601-008.0-20181116	GW	11/16/2018	6	10	TT110518	1,1-DICHLOROETHENE	75-35-4	1	U	UG/L
LC34-DPT0601-008.0-20181116	GW	11/16/2018	6	10	TT110518	VINYL CHLORIDE	75-01-4	16		UG/L
LC34-DPT0601-013.0-20181116	GW	11/16/2018	11	15	TT110518	TRANS-1,2-DICHLOROETHENE	156-60-5	2	U	UG/L
LC34-DPT0601-018.0-20181116	GW	11/16/2018	16	20	TT110518	1,1-DICHLOROETHENE	75-35-4	1	U	UG/L
LC34-DPT0601-018.0-20181116	GW	11/16/2018	16	20	TT110518	VINYL CHLORIDE	75-01-4	53		UG/L
LC34-DPT0601-023.0-20181116	GW	11/16/2018	21	25	TT110518	TRANS-1,2-DICHLOROETHENE	156-60-5	4		UG/L
LC34-DPT0601-028.0-20181116	GW	11/16/2018	26	30	TT110518	1,1-DICHLOROETHENE	75-35-4	40	U	UG/L
LC34-DPT0601-028.0-20181116	GW	11/16/2018	26	30	TT110518	VINYL CHLORIDE	75-01-4	3400		UG/L
LC34-DPT0601-033.0-20181116	GW	11/16/2018	31	35	TT110518	TRANS-1,2-DICHLOROETHENE	156-60-5	4700		UG/L
LC34-DPT0601-038.0-20181116	GW	11/16/2018	36	40	TT110518	1,1-DICHLOROETHENE	75-35-4	310		UG/L
LC34-DPT0601-038.0-20181116	GW	11/16/2018	36	40	TT110518	VINYL CHLORIDE	75-01-4	2400		UG/L
LC34-DPT0601-043.0-20181116	GW	11/16/2018	41	45	TT110518	TRANS-1,2-DICHLOROETHENE	156-60-5	5300		UG/L
LC34-DPT0601-048.0-20181116	GW	11/16/2018	46	50	TT110518	1,1-DICHLOROETHENE	75-35-4	290	U	UG/L
LC34-DPT0601-048.0-20181116	GW	11/16/2018	46	50	TT110518	VINYL CHLORIDE	75-01-4	5900		UG/L
LC34-DPT0601-053.0-20181116	GW	11/16/2018	51	55	TT110518	TRANS-1,2-DICHLOROETHENE	156-60-5	27		UG/L
LC34-DPT0601-058.0-20181116	GW	11/16/2018	56	60	TT110518	1,1-DICHLOROETHENE	75-35-4	3	U	UG/L
LC34-DPT0601-058.0-20181116	GW	11/16/2018	56	60	TT110518	VINYL CHLORIDE	75-01-4	5		UG/L
LC34-DPT0601-063.0-20181116	GW	11/16/2018	61	65	TT110518	TRANS-1,2-DICHLOROETHENE	156-60-5	5		UG/L
LC34-DPT0601-068.0-20181116	GW	11/16/2018	66	70	TT110518	1,1-DICHLOROETHENE	75-35-4	1	U	UG/L
LC34-DPT0601-068.0-20181116	GW	11/16/2018	66	70	TT110518	VINYL CHLORIDE	75-01-4	1		UG/L
LC34-DPT0601-073.0-20181116	GW	11/16/2018	71	75	TT110518	TRANS-1,2-DICHLOROETHENE	156-60-5	9		UG/L
LC34-DPT0601-078.0-20181116	GW	11/16/2018	76	80	TT110518	1,1-DICHLOROETHENE	75-35-4	10	U	UG/L
LC34-DPT0601-078.0-20181116	GW	11/16/2018	76	80	TT110518	VINYL CHLORIDE	75-01-4	32		UG/L

Sample	Matrix	Sample Date	Top Depth	Bottom Depth	SDG	Parameter	CAS	Lab Result	Lab Qualifier	Units
LC34-DPT0601-083.0-20181116	GW	11/16/2018	81	85	TT110518	TRANS-1,2-DICHLOROETHENE	156-60-5	4		UG/L
LC34-DPT0601-088.0-20181116	GW	11/16/2018	86	90	TT110518	1,1-DICHLOROETHENE	75-35-4	1	U	UG/L
LC34-DPT0601-088.0-20181116	GW	11/16/2018	86	90	TT110518	VINYL CHLORIDE	75-01-4	1	U	UG/L
LC34-DPT0601-093.0-20181116	GW	11/16/2018	91	95	TT110518	TRANS-1,2-DICHLOROETHENE	156-60-5	3		UG/L
LC34-DPT0601-098.0-20181116	GW	11/16/2018	96	100	TT110518	1,1-DICHLOROETHENE	75-35-4	1	U	UG/L
LC34-DPT0601-098.0-20181116	GW	11/16/2018	96	100	TT110518	VINYL CHLORIDE	75-01-4	1	U	UG/L
LC34-DPT0669-068.0-20181105	GW	11/5/2018	66	70	TT110518	TRANS-1,2-DICHLOROETHENE	156-60-5	1	U	UG/L
LC34-DPT0669-073.0-20181105	GW	11/5/2018	71	75	TT110518	1,1-DICHLOROETHENE	75-35-4	1	U	UG/L
LC34-DPT0669-073.0-20181105	GW	11/5/2018	71	75	TT110518	VINYL CHLORIDE	75-01-4	1	U	UG/L
LC34-DPT0669-078.0-20181105	GW	11/5/2018	76	80	TT110518	TRANS-1,2-DICHLOROETHENE	156-60-5	21		UG/L
LC34-DPT0669-078.0-20181105	GW	11/5/2018	76	80	TT110518	1,1,2-TRICHLOROTRIFLUOROETHANE	76-13-1	3	U	UG/L
LC34-DPT0669-078.0-20181105	GW	11/5/2018	76	80	TT110518	TRICHLOROETHENE	79-01-6	37		UG/L
LC34-DPT0669-083.0-20181105	GW	11/5/2018	81	85	TT110518	CIS-1,2-DICHLOROETHENE	156-59-2	44		UG/L
LC34-DPT0669-088.0-20181105	GW	11/5/2018	86	90	TT110518	1,1,2-TRICHLOROTRIFLUOROETHANE	76-13-1	1	U	UG/L
LC34-DPT0669-088.0-20181105	GW	11/5/2018	86	90	TT110518	TRICHLOROETHENE	79-01-6	1	U	UG/L
LC34-DPT0669-093.0-20181105	GW	11/5/2018	91	95	TT110518	CIS-1,2-DICHLOROETHENE	156-59-2	76		UG/L
LC34-DPT0669-098.0-20181105	GW	11/5/2018	96	100	TT110518	1,1,2-TRICHLOROTRIFLUOROETHANE	76-13-1	1	U	UG/L
LC34-DPT0669-098.0-20181105	GW	11/5/2018	96	100	TT110518	TRICHLOROETHENE	79-01-6	1	U	UG/L
LC34-DPT0670-008.0-20181119	GW	11/19/2018	6	10	TT110518	CIS-1,2-DICHLOROETHENE	156-59-2	1	U	UG/L
LC34-DPT0670-013.0-20181119	GW	11/19/2018	11	15	TT110518	1,1,2-TRICHLOROTRIFLUOROETHANE	76-13-1	1	U	UG/L
LC34-DPT0670-013.0-20181119	GW	11/19/2018	11	15	TT110518	TRICHLOROETHENE	79-01-6	4		UG/L
LC34-DPT0670-018.0-20181119	GW	11/19/2018	16	20	TT110518	CIS-1,2-DICHLOROETHENE	156-59-2	18		UG/L
LC34-DPT0670-023.0-20181119	GW	11/19/2018	21	25	TT110518	1,1,2-TRICHLOROTRIFLUOROETHANE	76-13-1	1	U	UG/L
LC34-DPT0670-023.0-20181119	GW	11/19/2018	21	25	TT110518	TRICHLOROETHENE	79-01-6	4		UG/L
LC34-DPT0670-028.0-20181119	GW	11/19/2018	26	30	TT110518	CIS-1,2-DICHLOROETHENE	156-59-2	12		UG/L
LC34-DPT0670-033.0-20181119	GW	11/19/2018	31	35	TT110518	1,1,2-TRICHLOROTRIFLUOROETHANE	76-13-1	50	U	UG/L
LC34-DPT0670-033.0-20181119	GW	11/19/2018	31	35	TT110518	TRICHLOROETHENE	79-01-6	140		UG/L
LC34-DPT0670-038.0-20181119	GW	11/19/2018	36	40	TT110518	CIS-1,2-DICHLOROETHENE	156-59-2	44100		UG/L
LC34-DPT0670-043.0-20181119	GW	11/19/2018	41	45	TT110518	1,1,2-TRICHLOROTRIFLUOROETHANE	76-13-1	200	U	UG/L
LC34-DPT0670-043.0-20181119	GW	11/19/2018	41	45	TT110518	TRICHLOROETHENE	79-01-6	20100		UG/L
LC34-DPT0670-048.0-20181119	GW	11/19/2018	46	50	TT110518	CIS-1,2-DICHLOROETHENE	156-59-2	9		UG/L
LC34-DPT0670-053.0-20181119	GW	11/19/2018	51	55	TT110518	1,1,2-TRICHLOROTRIFLUOROETHANE	76-13-1	1	U	UG/L
LC34-DPT0670-053.0-20181119	GW	11/19/2018	51	55	TT110518	TRICHLOROETHENE	79-01-6	5		UG/L
LC34-DPT0670-058.0-20181119	GW	11/19/2018	56	60	TT110518	CIS-1,2-DICHLOROETHENE	156-59-2	3		UG/L
LC34-DPT0670-063.0-20181119	GW	11/19/2018	61	65	TT110518	1,1,2-TRICHLOROTRIFLUOROETHANE	76-13-1	1	U	UG/L
LC34-DPT0670-063.0-20181119	GW	11/19/2018	61	65	TT110518	TRICHLOROETHENE	79-01-6	13		UG/L
LC34-DPT0670-068.0-20181119	GW	11/19/2018	66	70	TT110518	CIS-1,2-DICHLOROETHENE	156-59-2	4		UG/L
LC34-DPT0670-073.0-20181119	GW	11/19/2018	71	75	TT110518	1,1,2-TRICHLOROTRIFLUOROETHANE	76-13-1	1	U	UG/L
LC34-DPT0670-073.0-20181119	GW	11/19/2018	71	75	TT110518	TRICHLOROETHENE	79-01-6	1		UG/L
LC34-DPT0670-078.0-20181119	GW	11/19/2018	76	80	TT110518	CIS-1,2-DICHLOROETHENE	156-59-2	1	U	UG/L

Sample	Matrix	Sample Date	Top Depth	Bottom Depth	SDG	Parameter	CAS	Lab Result	Lab Qualifier	Units
LC34-DPT0670-083.0-20181119	GW	11/19/2018	81	85	TT110518	1,1,2-TRICHLOROTRIFLUOROETHANE	76-13-1	1	U	UG/L
LC34-DPT0670-083.0-20181119	GW	11/19/2018	81	85	TT110518	TRICHLOROETHENE	79-01-6	7		UG/L
LC34-DPT0670-088.0-20181119	GW	11/19/2018	86	90	TT110518	CIS-1,2-DICHLOROETHENE	156-59-2	14		UG/L
LC34-DPT0670-093.0-20181119	GW	11/19/2018	91	95	TT110518	1,1,2-TRICHLOROTRIFLUOROETHANE	76-13-1	1	U	UG/L
LC34-DPT0670-093.0-20181119	GW	11/19/2018	91	95	TT110518	TRICHLOROETHENE	79-01-6	1	U	UG/L
LC34-DPT0670-098.0-20181119	GW	11/19/2018	96	100	TT110518	CIS-1,2-DICHLOROETHENE	156-59-2	1100		UG/L
LC34-DPT0671-008.0-20181120	GW	11/20/2018	6	10	TT110518	1,1,2-TRICHLOROTRIFLUOROETHANE	76-13-1	1	U	UG/L
LC34-DPT0671-008.0-20181120	GW	11/20/2018	6	10	TT110518	TRICHLOROETHENE	79-01-6	1	U	UG/L
LC34-DPT0671-013.0-20181120	GW	11/20/2018	11	15	TT110518	CIS-1,2-DICHLOROETHENE	156-59-2	26		UG/L
LC34-DPT0671-018.0-20181120	GW	11/20/2018	16	20	TT110518	1,1,2-TRICHLOROTRIFLUOROETHANE	76-13-1	3	U	UG/L
LC34-DPT0671-018.0-20181120	GW	11/20/2018	16	20	TT110518	TRICHLOROETHENE	79-01-6	3	U	UG/L
LC34-DPT0671-023.0-20181120	GW	11/20/2018	21	25	TT110518	CIS-1,2-DICHLOROETHENE	156-59-2	4600		UG/L
LC34-DPT0671-028.0-20181120	GW	11/20/2018	26	30	TT110518	1,1,2-TRICHLOROTRIFLUOROETHANE	76-13-1	290	U	UG/L
LC34-DPT0671-028.0-20181120	GW	11/20/2018	26	30	TT110518	TRICHLOROETHENE	79-01-6	26300		UG/L
LC34-DPT0671-033.0-20181120	GW	11/20/2018	31	35	TT110518	CIS-1,2-DICHLOROETHENE	156-59-2	199000	J	UG/L
LC34-DPT0671-038.0-20181120	GW	11/20/2018	36	40	TT110518	1,1,2-TRICHLOROTRIFLUOROETHANE	76-13-1	1000	U	UG/L
LC34-DPT0671-038.0-20181120	GW	11/20/2018	36	40	TT110518	TRICHLOROETHENE	79-01-6	1500		UG/L
LC34-DPT0671-043.0-20181120	GW	11/20/2018	41	45	TT110518	CIS-1,2-DICHLOROETHENE	156-59-2	4200		UG/L
LC34-DPT0671-048.0-20181120	GW	11/20/2018	46	50	TT110518	1,1,2-TRICHLOROTRIFLUOROETHANE	76-13-1	2	U	UG/L
LC34-DPT0671-048.0-20181120	GW	11/20/2018	46	50	TT110518	TRICHLOROETHENE	79-01-6	9		UG/L
LC34-DPT0671-053.0-20181120	GW	11/20/2018	51	55	TT110518	CIS-1,2-DICHLOROETHENE	156-59-2	14		UG/L
LC34-DPT0593-008.0-20181105	GW	11/5/2018	6	10	TT110518	1,1-DICHLOROETHENE	75-35-4	1	U	UG/L
LC34-DPT0593-008.0-20181105	GW	11/5/2018	6	10	TT110518	VINYL CHLORIDE	75-01-4	1	U	UG/L
LC34-DPT0593-013.0-20181105	GW	11/5/2018	11	15	TT110518	TRANS-1,2-DICHLOROETHENE	156-60-5	1	U	UG/L
LC34-DPT0669-083.0-20181105	GW	11/5/2018	81	85	TT110518	1,1-DICHLOROETHENE	75-35-4	1	U	UG/L
LC34-DPT0669-083.0-20181105	GW	11/5/2018	81	85	TT110518	VINYL CHLORIDE	75-01-4	1		UG/L
LC34-DPT0669-088.0-20181105	GW	11/5/2018	86	90	TT110518	TRANS-1,2-DICHLOROETHENE	156-60-5	1	U	UG/L
LC34-DPT0669-093.0-20181105	GW	11/5/2018	91	95	TT110518	1,1-DICHLOROETHENE	75-35-4	1	U	UG/L
LC34-DPT0669-093.0-20181105	GW	11/5/2018	91	95	TT110518	VINYL CHLORIDE	75-01-4	7		UG/L
LC34-DPT0669-098.0-20181105	GW	11/5/2018	96	100	TT110518	TRANS-1,2-DICHLOROETHENE	156-60-5	1	U	UG/L
LC34-DPT0670-008.0-20181119	GW	11/19/2018	6	10	TT110518	1,1-DICHLOROETHENE	75-35-4	1	U	UG/L
LC34-DPT0670-008.0-20181119	GW	11/19/2018	6	10	TT110518	VINYL CHLORIDE	75-01-4	1	U	UG/L
LC34-DPT0670-013.0-20181119	GW	11/19/2018	11	15	TT110518	TRANS-1,2-DICHLOROETHENE	156-60-5	1	U	UG/L
LC34-DPT0670-018.0-20181119	GW	11/19/2018	16	20	TT110518	1,1-DICHLOROETHENE	75-35-4	1	U	UG/L
LC34-DPT0670-018.0-20181119	GW	11/19/2018	16	20	TT110518	VINYL CHLORIDE	75-01-4	38		UG/L
LC34-DPT0670-023.0-20181119	GW	11/19/2018	21	25	TT110518	TRANS-1,2-DICHLOROETHENE	156-60-5	1	U	UG/L
LC34-DPT0670-028.0-20181119	GW	11/19/2018	26	30	TT110518	1,1-DICHLOROETHENE	75-35-4	1		UG/L
LC34-DPT0670-028.0-20181119	GW	11/19/2018	26	30	TT110518	VINYL CHLORIDE	75-01-4	530		UG/L
LC34-DPT0670-033.0-20181119	GW	11/19/2018	31	35	TT110518	TRANS-1,2-DICHLOROETHENE	156-60-5	240		UG/L
LC34-DPT0670-038.0-20181119	GW	11/19/2018	36	40	TT110518	1,1-DICHLOROETHENE	75-35-4	200	U	UG/L

Sample	Matrix	Sample Date	Top Depth	Bottom Depth	SDG	Parameter	CAS	Lab Result	Lab Qualifier	Units
LC34-DPT0670-038.0-20181119	GW	11/19/2018	36	40	TT110518	VINYL CHLORIDE	75-01-4	5800		UG/L
LC34-DPT0670-043.0-20181119	GW	11/19/2018	41	45	TT110518	TRANS-1,2-DICHLOROETHENE	156-60-5	1100		UG/L
LC34-DPT0670-048.0-20181119	GW	11/19/2018	46	50	TT110518	1,1-DICHLOROETHENE	75-35-4	1	U	UG/L
LC34-DPT0670-048.0-20181119	GW	11/19/2018	46	50	TT110518	VINYL CHLORIDE	75-01-4	1	U	UG/L
LC34-DPT0670-053.0-20181119	GW	11/19/2018	51	55	TT110518	TRANS-1,2-DICHLOROETHENE	156-60-5	1	U	UG/L
LC34-DPT0670-058.0-20181119	GW	11/19/2018	56	60	TT110518	1,1-DICHLOROETHENE	75-35-4	1	U	UG/L
LC34-DPT0670-058.0-20181119	GW	11/19/2018	56	60	TT110518	VINYL CHLORIDE	75-01-4	1	U	UG/L
LC34-DPT0670-063.0-20181119	GW	11/19/2018	61	65	TT110518	TRANS-1,2-DICHLOROETHENE	156-60-5	1	U	UG/L
LC34-DPT0670-068.0-20181119	GW	11/19/2018	66	70	TT110518	1,1-DICHLOROETHENE	75-35-4	1	U	UG/L
LC34-DPT0670-068.0-20181119	GW	11/19/2018	66	70	TT110518	VINYL CHLORIDE	75-01-4	1	U	UG/L
LC34-DPT0670-073.0-20181119	GW	11/19/2018	71	75	TT110518	TRANS-1,2-DICHLOROETHENE	156-60-5	1	U	UG/L
LC34-DPT0670-078.0-20181119	GW	11/19/2018	76	80	TT110518	1,1-DICHLOROETHENE	75-35-4	1	U	UG/L
LC34-DPT0670-078.0-20181119	GW	11/19/2018	76	80	TT110518	VINYL CHLORIDE	75-01-4	1	U	UG/L
LC34-DPT0670-083.0-20181119	GW	11/19/2018	81	85	TT110518	TRANS-1,2-DICHLOROETHENE	156-60-5	1	U	UG/L
LC34-DPT0670-088.0-20181119	GW	11/19/2018	86	90	TT110518	1,1-DICHLOROETHENE	75-35-4	1	U	UG/L
LC34-DPT0670-088.0-20181119	GW	11/19/2018	86	90	TT110518	VINYL CHLORIDE	75-01-4	1	U	UG/L
LC34-DPT0670-093.0-20181119	GW	11/19/2018	91	95	TT110518	TRANS-1,2-DICHLOROETHENE	156-60-5	1	U	UG/L
LC34-DPT0670-098.0-20181119	GW	11/19/2018	96	100	TT110518	1,1-DICHLOROETHENE	75-35-4	2	U	UG/L
LC34-DPT0670-098.0-20181119	GW	11/19/2018	96	100	TT110518	VINYL CHLORIDE	75-01-4	20		UG/L
LC34-DPT0671-008.0-20181120	GW	11/20/2018	6	10	TT110518	TRANS-1,2-DICHLOROETHENE	156-60-5	1	U	UG/L
LC34-DPT0671-013.0-20181120	GW	11/20/2018	11	15	TT110518	1,1-DICHLOROETHENE	75-35-4	1	U	UG/L
LC34-DPT0671-013.0-20181120	GW	11/20/2018	11	15	TT110518	VINYL CHLORIDE	75-01-4	6		UG/L
LC34-DPT0671-018.0-20181120	GW	11/20/2018	16	20	TT110518	TRANS-1,2-DICHLOROETHENE	156-60-5	3	U	UG/L
LC34-DPT0671-023.0-20181120	GW	11/20/2018	21	25	TT110518	1,1-DICHLOROETHENE	75-35-4	40	U	UG/L
LC34-DPT0671-023.0-20181120	GW	11/20/2018	21	25	TT110518	VINYL CHLORIDE	75-01-4	870		UG/L
LC34-DPT0671-028.0-20181120	GW	11/20/2018	26	30	TT110518	TRANS-1,2-DICHLOROETHENE	156-60-5	3000		UG/L
LC34-DPT0671-033.0-20181120	GW	11/20/2018	31	35	TT110518	1,1-DICHLOROETHENE	75-35-4	540		UG/L
LC34-DPT0671-033.0-20181120	GW	11/20/2018	31	35	TT110518	VINYL CHLORIDE	75-01-4	5700		UG/L
LC34-DPT0671-038.0-20181120	GW	11/20/2018	36	40	TT110518	TRANS-1,2-DICHLOROETHENE	156-60-5	1000		UG/L
LC34-DPT0671-043.0-20181120	GW	11/20/2018	41	45	TT110518	1,1-DICHLOROETHENE	75-35-4	290	U	UG/L
LC34-DPT0671-043.0-20181120	GW	11/20/2018	41	45	TT110518	VINYL CHLORIDE	75-01-4	1500		UG/L
LC34-DPT0671-048.0-20181120	GW	11/20/2018	46	50	TT110518	TRANS-1,2-DICHLOROETHENE	156-60-5	2	U	UG/L
LC34-DPT0671-053.0-20181120	GW	11/20/2018	51	55	TT110518	1,1-DICHLOROETHENE	75-35-4	1	U	UG/L
LC34-DPT0671-053.0-20181120	GW	11/20/2018	51	55	TT110518	VINYL CHLORIDE	75-01-4	8		UG/L
LC34-DPT0671-058.0-20181120	GW	11/20/2018	56	60	TT110518	TRANS-1,2-DICHLOROETHENE	156-60-5	1	U	UG/L
LC34-DPT0671-063.0-20181120	GW	11/20/2018	61	65	TT110518	1,1-DICHLOROETHENE	75-35-4	1	U	UG/L
LC34-DPT0671-063.0-20181120	GW	11/20/2018	61	65	TT110518	VINYL CHLORIDE	75-01-4	1	U	UG/L
LC34-DPT0671-068.0-20181120	GW	11/20/2018	66	70	TT110518	TRANS-1,2-DICHLOROETHENE	156-60-5	1	U	UG/L
LC34-DPT0593-008.0-20181105	GW	11/5/2018	6	10	TT110518	1,1,2-TRICHLOROTRIFLUOROETHANE	76-13-1	1	U	UG/L
LC34-DPT0669-078.0-20181105	GW	11/5/2018	76	80	TT110518	VINYL CHLORIDE	75-01-4	3	U	UG/L

Sample	Matrix	Sample Date	Top Depth	Bottom Depth	SDG	Parameter	CAS	Lab Result	Lab Qualifier	Units
LC34-DPT0669-083.0-20181105	GW	11/5/2018	81	85	TT110518	TRANS-1,2-DICHLOROETHENE	156-60-5	1	U	UG/L
LC34-DPT0669-088.0-20181105	GW	11/5/2018	86	90	TT110518	1,1-DICHLOROETHENE	75-35-4	1	U	UG/L
LC34-DPT0669-088.0-20181105	GW	11/5/2018	86	90	TT110518	VINYL CHLORIDE	75-01-4	1	U	UG/L
LC34-DPT0669-093.0-20181105	GW	11/5/2018	91	95	TT110518	TRANS-1,2-DICHLOROETHENE	156-60-5	1	U	UG/L
LC34-DPT0669-098.0-20181105	GW	11/5/2018	96	100	TT110518	1,1-DICHLOROETHENE	75-35-4	1	U	UG/L
LC34-DPT0669-098.0-20181105	GW	11/5/2018	96	100	TT110518	VINYL CHLORIDE	75-01-4	1	U	UG/L
LC34-DPT0670-008.0-20181119	GW	11/19/2018	6	10	TT110518	TRANS-1,2-DICHLOROETHENE	156-60-5	1	U	UG/L
LC34-DPT0670-013.0-20181119	GW	11/19/2018	11	15	TT110518	1,1-DICHLOROETHENE	75-35-4	1	U	UG/L
LC34-DPT0670-013.0-20181119	GW	11/19/2018	11	15	TT110518	VINYL CHLORIDE	75-01-4	5		UG/L
LC34-DPT0670-018.0-20181119	GW	11/19/2018	16	20	TT110518	TRANS-1,2-DICHLOROETHENE	156-60-5	1	U	UG/L
LC34-DPT0670-023.0-20181119	GW	11/19/2018	21	25	TT110518	1,1-DICHLOROETHENE	75-35-4	1	U	UG/L
LC34-DPT0670-023.0-20181119	GW	11/19/2018	21	25	TT110518	VINYL CHLORIDE	75-01-4	84		UG/L
LC34-DPT0670-028.0-20181119	GW	11/19/2018	26	30	TT110518	TRANS-1,2-DICHLOROETHENE	156-60-5	1		UG/L
LC34-DPT0670-033.0-20181119	GW	11/19/2018	31	35	TT110518	1,1-DICHLOROETHENE	75-35-4	50	U	UG/L
LC34-DPT0670-033.0-20181119	GW	11/19/2018	31	35	TT110518	VINYL CHLORIDE	75-01-4	5600		UG/L
LC34-DPT0670-038.0-20181119	GW	11/19/2018	36	40	TT110518	TRANS-1,2-DICHLOROETHENE	156-60-5	4200		UG/L
LC34-DPT0670-043.0-20181119	GW	11/19/2018	41	45	TT110518	1,1-DICHLOROETHENE	75-35-4	200	U	UG/L
LC34-DPT0670-043.0-20181119	GW	11/19/2018	41	45	TT110518	VINYL CHLORIDE	75-01-4	4200		UG/L
LC34-DPT0670-048.0-20181119	GW	11/19/2018	46	50	TT110518	TRANS-1,2-DICHLOROETHENE	156-60-5	1	U	UG/L
LC34-DPT0670-053.0-20181119	GW	11/19/2018	51	55	TT110518	1,1-DICHLOROETHENE	75-35-4	1	U	UG/L
LC34-DPT0670-053.0-20181119	GW	11/19/2018	51	55	TT110518	VINYL CHLORIDE	75-01-4	1	U	UG/L
LC34-DPT0670-058.0-20181119	GW	11/19/2018	56	60	TT110518	TRANS-1,2-DICHLOROETHENE	156-60-5	1	U	UG/L
LC34-DPT0670-063.0-20181119	GW	11/19/2018	61	65	TT110518	1,1-DICHLOROETHENE	75-35-4	1	U	UG/L
LC34-DPT0670-063.0-20181119	GW	11/19/2018	61	65	TT110518	VINYL CHLORIDE	75-01-4	1	U	UG/L
LC34-DPT0670-068.0-20181119	GW	11/19/2018	66	70	TT110518	TRANS-1,2-DICHLOROETHENE	156-60-5	1	U	UG/L
LC34-DPT0670-073.0-20181119	GW	11/19/2018	71	75	TT110518	1,1-DICHLOROETHENE	75-35-4	1	U	UG/L
LC34-DPT0670-073.0-20181119	GW	11/19/2018	71	75	TT110518	VINYL CHLORIDE	75-01-4	1	U	UG/L
LC34-DPT0670-078.0-20181119	GW	11/19/2018	76	80	TT110518	TRANS-1,2-DICHLOROETHENE	156-60-5	1	U	UG/L
LC34-DPT0670-083.0-20181119	GW	11/19/2018	81	85	TT110518	1,1-DICHLOROETHENE	75-35-4	1	U	UG/L
LC34-DPT0670-083.0-20181119	GW	11/19/2018	81	85	TT110518	VINYL CHLORIDE	75-01-4	1	U	UG/L
LC34-DPT0670-088.0-20181119	GW	11/19/2018	86	90	TT110518	TRANS-1,2-DICHLOROETHENE	156-60-5	1	U	UG/L
LC34-DPT0670-093.0-20181119	GW	11/19/2018	91	95	TT110518	1,1-DICHLOROETHENE	75-35-4	1	U	UG/L
LC34-DPT0670-093.0-20181119	GW	11/19/2018	91	95	TT110518	VINYL CHLORIDE	75-01-4	1	U	UG/L
LC34-DPT0670-098.0-20181119	GW	11/19/2018	96	100	TT110518	TRANS-1,2-DICHLOROETHENE	156-60-5	27		UG/L
LC34-DPT0671-008.0-20181120	GW	11/20/2018	6	10	TT110518	1,1-DICHLOROETHENE	75-35-4	1	U	UG/L
LC34-DPT0671-008.0-20181120	GW	11/20/2018	6	10	TT110518	VINYL CHLORIDE	75-01-4	10		UG/L
LC34-DPT0671-013.0-20181120	GW	11/20/2018	11	15	TT110518	TRANS-1,2-DICHLOROETHENE	156-60-5	1	U	UG/L
LC34-DPT0671-018.0-20181120	GW	11/20/2018	16	20	TT110518	1,1-DICHLOROETHENE	75-35-4	3	U	UG/L
LC34-DPT0671-018.0-20181120	GW	11/20/2018	16	20	TT110518	VINYL CHLORIDE	75-01-4	31		UG/L
LC34-DPT0671-023.0-20181120	GW	11/20/2018	21	25	TT110518	TRANS-1,2-DICHLOROETHENE	156-60-5	77		UG/L

Sample	Matrix	Sample Date	Top Depth	Bottom Depth	SDG	Parameter	CAS	Lab Result	Lab Qualifier	Units
LC34-DPT0671-028.0-20181120	GW	11/20/2018	26	30	TT110518	1,1-DICHLOROETHENE	75-35-4	290		UG/L
LC34-DPT0671-028.0-20181120	GW	11/20/2018	26	30	TT110518	VINYL CHLORIDE	75-01-4	7200		UG/L
LC34-DPT0671-033.0-20181120	GW	11/20/2018	31	35	TT110518	TRANS-1,2-DICHLOROETHENE	156-60-5	4100		UG/L
LC34-DPT0671-038.0-20181120	GW	11/20/2018	36	40	TT110518	1,1-DICHLOROETHENE	75-35-4	1000	U	UG/L
LC34-DPT0671-038.0-20181120	GW	11/20/2018	36	40	TT110518	VINYL CHLORIDE	75-01-4	14300		UG/L
LC34-DPT0671-043.0-20181120	GW	11/20/2018	41	45	TT110518	TRANS-1,2-DICHLOROETHENE	156-60-5	290	U	UG/L
LC34-DPT0671-048.0-20181120	GW	11/20/2018	46	50	TT110518	1,1-DICHLOROETHENE	75-35-4	2	U	UG/L
LC34-DPT0671-048.0-20181120	GW	11/20/2018	46	50	TT110518	VINYL CHLORIDE	75-01-4	3		UG/L
LC34-DPT0671-053.0-20181120	GW	11/20/2018	51	55	TT110518	TRANS-1,2-DICHLOROETHENE	156-60-5	1	U	UG/L
LC34-DPT0671-058.0-20181120	GW	11/20/2018	56	60	TT110518	1,1-DICHLOROETHENE	75-35-4	1	U	UG/L
LC34-DPT0671-058.0-20181120	GW	11/20/2018	56	60	TT110518	VINYL CHLORIDE	75-01-4	1	U	UG/L
LC34-DPT0671-063.0-20181120	GW	11/20/2018	61	65	TT110518	TRANS-1,2-DICHLOROETHENE	156-60-5	1	U	UG/L
LC34-DPT0671-068.0-20181120	GW	11/20/2018	66	70	TT110518	1,1-DICHLOROETHENE	75-35-4	1	U	UG/L
LC34-DPT0593-008.0-20181105	GW	11/5/2018	6	10	TT110518	CIS-1,2-DICHLOROETHENE	156-59-2	1	U	UG/L
LC34-DPT0669-073.0-20181105	GW	11/5/2018	71	75	TT110518	TRICHLOROETHENE	79-01-6	1	U	UG/L
LC34-DPT0669-078.0-20181105	GW	11/5/2018	76	80	TT110518	CIS-1,2-DICHLOROETHENE	156-59-2	210		UG/L
LC34-DPT0669-083.0-20181105	GW	11/5/2018	81	85	TT110518	1,1,2-TRICHLOROTRIFLUOROETHANE	76-13-1	1	U	UG/L
LC34-DPT0669-083.0-20181105	GW	11/5/2018	81	85	TT110518	TRICHLOROETHENE	79-01-6	1	U	UG/L
LC34-DPT0669-088.0-20181105	GW	11/5/2018	86	90	TT110518	CIS-1,2-DICHLOROETHENE	156-59-2	3		UG/L
LC34-DPT0669-093.0-20181105	GW	11/5/2018	91	95	TT110518	1,1,2-TRICHLOROTRIFLUOROETHANE	76-13-1	1	U	UG/L
LC34-DPT0669-093.0-20181105	GW	11/5/2018	91	95	TT110518	TRICHLOROETHENE	79-01-6	1	U	UG/L
LC34-DPT0669-098.0-20181105	GW	11/5/2018	96	100	TT110518	CIS-1,2-DICHLOROETHENE	156-59-2	1	U	UG/L
LC34-DPT0670-008.0-20181119	GW	11/19/2018	6	10	TT110518	1,1,2-TRICHLOROTRIFLUOROETHANE	76-13-1	1	U	UG/L
LC34-DPT0670-008.0-20181119	GW	11/19/2018	6	10	TT110518	TRICHLOROETHENE	79-01-6	1	U	UG/L
LC34-DPT0670-013.0-20181119	GW	11/19/2018	11	15	TT110518	CIS-1,2-DICHLOROETHENE	156-59-2	4		UG/L
LC34-DPT0670-018.0-20181119	GW	11/19/2018	16	20	TT110518	1,1,2-TRICHLOROTRIFLUOROETHANE	76-13-1	1	U	UG/L
LC34-DPT0670-018.0-20181119	GW	11/19/2018	16	20	TT110518	TRICHLOROETHENE	79-01-6	2		UG/L
LC34-DPT0670-023.0-20181119	GW	11/19/2018	21	25	TT110518	CIS-1,2-DICHLOROETHENE	156-59-2	6		UG/L
LC34-DPT0670-028.0-20181119	GW	11/19/2018	26	30	TT110518	1,1,2-TRICHLOROTRIFLUOROETHANE	76-13-1	1	U	UG/L
LC34-DPT0670-028.0-20181119	GW	11/19/2018	26	30	TT110518	TRICHLOROETHENE	79-01-6	6		UG/L
LC34-DPT0670-033.0-20181119	GW	11/19/2018	31	35	TT110518	CIS-1,2-DICHLOROETHENE	156-59-2	2000		UG/L
LC34-DPT0670-038.0-20181119	GW	11/19/2018	36	40	TT110518	1,1,2-TRICHLOROTRIFLUOROETHANE	76-13-1	200	U	UG/L
LC34-DPT0670-038.0-20181119	GW	11/19/2018	36	40	TT110518	TRICHLOROETHENE	79-01-6	25800		UG/L
LC34-DPT0670-043.0-20181119	GW	11/19/2018	41	45	TT110518	CIS-1,2-DICHLOROETHENE	156-59-2	139000	J	UG/L
LC34-DPT0670-048.0-20181119	GW	11/19/2018	46	50	TT110518	1,1,2-TRICHLOROTRIFLUOROETHANE	76-13-1	1	U	UG/L
LC34-DPT0670-048.0-20181119	GW	11/19/2018	46	50	TT110518	TRICHLOROETHENE	79-01-6	2		UG/L
LC34-DPT0670-053.0-20181119	GW	11/19/2018	51	55	TT110518	CIS-1,2-DICHLOROETHENE	156-59-2	7		UG/L
LC34-DPT0670-058.0-20181119	GW	11/19/2018	56	60	TT110518	1,1,2-TRICHLOROTRIFLUOROETHANE	76-13-1	1	U	UG/L
LC34-DPT0670-058.0-20181119	GW	11/19/2018	56	60	TT110518	TRICHLOROETHENE	79-01-6	3		UG/L
LC34-DPT0670-063.0-20181119	GW	11/19/2018	61	65	TT110518	CIS-1,2-DICHLOROETHENE	156-59-2	13		UG/L

Sample	Matrix	Sample Date	Top Depth	Bottom Depth	SDG	Parameter	CAS	Lab Result	Lab Qualifier	Units
LC34-DPT0670-068.0-20181119	GW	11/19/2018	66	70	TT110518	1,1,2-TRICHLOROTRIFLUOROETHANE	76-13-1	1	U	UG/L
LC34-DPT0670-068.0-20181119	GW	11/19/2018	66	70	TT110518	TRICHLOROETHENE	79-01-6	3		UG/L
LC34-DPT0670-073.0-20181119	GW	11/19/2018	71	75	TT110518	CIS-1,2-DICHLOROETHENE	156-59-2	1		UG/L
LC34-DPT0670-078.0-20181119	GW	11/19/2018	76	80	TT110518	1,1,2-TRICHLOROTRIFLUOROETHANE	76-13-1	1	U	UG/L
LC34-DPT0670-078.0-20181119	GW	11/19/2018	76	80	TT110518	TRICHLOROETHENE	79-01-6	1	U	UG/L
LC34-DPT0670-083.0-20181119	GW	11/19/2018	81	85	TT110518	CIS-1,2-DICHLOROETHENE	156-59-2	6		UG/L
LC34-DPT0670-088.0-20181119	GW	11/19/2018	86	90	TT110518	1,1,2-TRICHLOROTRIFLUOROETHANE	76-13-1	1	U	UG/L
LC34-DPT0670-088.0-20181119	GW	11/19/2018	86	90	TT110518	TRICHLOROETHENE	79-01-6	13		UG/L
LC34-DPT0670-093.0-20181119	GW	11/19/2018	91	95	TT110518	CIS-1,2-DICHLOROETHENE	156-59-2	1	U	UG/L
LC34-DPT0670-098.0-20181119	GW	11/19/2018	96	100	TT110518	1,1,2-TRICHLOROTRIFLUOROETHANE	76-13-1	2	U	UG/L
LC34-DPT0670-098.0-20181119	GW	11/19/2018	96	100	TT110518	TRICHLOROETHENE	79-01-6	240		UG/L
LC34-DPT0671-008.0-20181120	GW	11/20/2018	6	10	TT110518	CIS-1,2-DICHLOROETHENE	156-59-2	16		UG/L
LC34-DPT0671-013.0-20181120	GW	11/20/2018	11	15	TT110518	1,1,2-TRICHLOROTRIFLUOROETHANE	76-13-1	1	U	UG/L
LC34-DPT0671-013.0-20181120	GW	11/20/2018	11	15	TT110518	TRICHLOROETHENE	79-01-6	1		UG/L
LC34-DPT0671-018.0-20181120	GW	11/20/2018	16	20	TT110518	CIS-1,2-DICHLOROETHENE	156-59-2	32		UG/L
LC34-DPT0671-023.0-20181120	GW	11/20/2018	21	25	TT110518	1,1,2-TRICHLOROTRIFLUOROETHANE	76-13-1	40	U	UG/L
LC34-DPT0671-023.0-20181120	GW	11/20/2018	21	25	TT110518	TRICHLOROETHENE	79-01-6	40	U	UG/L
LC34-DPT0671-028.0-20181120	GW	11/20/2018	26	30	TT110518	CIS-1,2-DICHLOROETHENE	156-59-2	135000		UG/L
LC34-DPT0671-033.0-20181120	GW	11/20/2018	31	35	TT110518	1,1,2-TRICHLOROTRIFLUOROETHANE	76-13-1	290	U	UG/L
LC34-DPT0671-033.0-20181120	GW	11/20/2018	31	35	TT110518	TRICHLOROETHENE	79-01-6	71500		UG/L
LC34-DPT0671-038.0-20181120	GW	11/20/2018	36	40	TT110518	CIS-1,2-DICHLOROETHENE	156-59-2	128000		UG/L
LC34-DPT0671-043.0-20181120	GW	11/20/2018	41	45	TT110518	1,1,2-TRICHLOROTRIFLUOROETHANE	76-13-1	290	U	UG/L
LC34-DPT0671-043.0-20181120	GW	11/20/2018	41	45	TT110518	TRICHLOROETHENE	79-01-6	290	U	UG/L
LC34-DPT0671-048.0-20181120	GW	11/20/2018	46	50	TT110518	CIS-1,2-DICHLOROETHENE	156-59-2	67		UG/L
LC34-DPT0671-053.0-20181120	GW	11/20/2018	51	55	TT110518	1,1,2-TRICHLOROTRIFLUOROETHANE	76-13-1	1	U	UG/L
LC34-DPT0671-053.0-20181120	GW	11/20/2018	51	55	TT110518	TRICHLOROETHENE	79-01-6	3		UG/L
LC34-DPT0593-008.0-20181105	GW	11/5/2018	6	10	TT110518	TRANS-1,2-DICHLOROETHENE	156-60-5	1	U	UG/L
LC34-DPT0593-013.0-20181105	GW	11/5/2018	11	15	TT110518	1,1-DICHLOROETHENE	75-35-4	1	U	UG/L
LC34-DPT0593-013.0-20181105	GW	11/5/2018	11	15	TT110518	1,1,2-TRICHLOROTRIFLUOROETHANE	76-13-1	1	U	UG/L
LC34-DPT0593-013.0-20181105	GW	11/5/2018	11	15	TT110518	TRICHLOROETHENE	79-01-6	1	U	UG/L
LC34-DPT0593-018.0-20181105	GW	11/5/2018	16	20	TT110518	CIS-1,2-DICHLOROETHENE	156-59-2	6		UG/L
LC34-DPT0593-023.0-20181105	GW	11/5/2018	21	25	TT110518	1,1,2-TRICHLOROTRIFLUOROETHANE	76-13-1	2	U	UG/L
LC34-DPT0593-023.0-20181105	GW	11/5/2018	21	25	TT110518	TRICHLOROETHENE	79-01-6	45		UG/L
LC34-DPT0593-028.0-20181105	GW	11/5/2018	26	30	TT110518	CIS-1,2-DICHLOROETHENE	156-59-2	67		UG/L
LC34-DPT0593-033.0-20181105	GW	11/5/2018	31	35	TT110518	1,1,2-TRICHLOROTRIFLUOROETHANE	76-13-1	10	U	UG/L
LC34-DPT0593-033.0-20181105	GW	11/5/2018	31	35	TT110518	TRICHLOROETHENE	79-01-6	150		UG/L
LC34-DPT0593-038.0-20181105	GW	11/5/2018	36	40	TT110518	CIS-1,2-DICHLOROETHENE	156-59-2	2200		UG/L
LC34-DPT0593-043.0-20181105	GW	11/5/2018	41	45	TT110518	1,1,2-TRICHLOROTRIFLUOROETHANE	76-13-1	200	U	UG/L
LC34-DPT0593-043.0-20181105	GW	11/5/2018	41	45	TT110518	TRICHLOROETHENE	79-01-6	101000	J	UG/L
LC34-DPT0593-048.0-20181105	GW	11/5/2018	46	50	TT110518	CIS-1,2-DICHLOROETHENE	156-59-2	180000		UG/L

Sample	Matrix	Sample Date	Top Depth	Bottom Depth	SDG	Parameter	CAS	Lab Result	Lab Qualifier	Units
LC34-DPT0593-053.0-20181105	GW	11/5/2018	51	55	TT110518	1,1,2-TRICHLOROTRIFLUOROETHANE	76-13-1	290	U	UG/L
LC34-DPT0593-053.0-20181105	GW	11/5/2018	51	55	TT110518	TRICHLOROETHENE	79-01-6	48900		UG/L
LC34-DPT0593-058.0-20181105	GW	11/5/2018	56	60	TT110518	CIS-1,2-DICHLOROETHENE	156-59-2	17100		UG/L
LC34-DPT0593-063.0-20181106	GW	11/6/2018	61	65	TT110518	1,1,2-TRICHLOROTRIFLUOROETHANE	76-13-1	100	U	UG/L
LC34-DPT0593-063.0-20181106	GW	11/6/2018	61	65	TT110518	TRICHLOROETHENE	79-01-6	17500		UG/L
LC34-DPT0593-068.0-20181106	GW	11/6/2018	66	70	TT110518	CIS-1,2-DICHLOROETHENE	156-59-2	10	U	UG/L
LC34-DPT0593-073.0-20181106	GW	11/6/2018	71	75	TT110518	1,1,2-TRICHLOROTRIFLUOROETHANE	76-13-1	1	U	UG/L
LC34-DPT0593-073.0-20181106	GW	11/6/2018	71	75	TT110518	TRICHLOROETHENE	79-01-6	520		UG/L
LC34-DPT0593-078.0-20181106	GW	11/6/2018	76	80	TT110518	CIS-1,2-DICHLOROETHENE	156-59-2	110		UG/L
LC34-DPT0593-083.0-20181106	GW	11/6/2018	81	85	TT110518	1,1,2-TRICHLOROTRIFLUOROETHANE	76-13-1	290	U	UG/L
LC34-DPT0593-083.0-20181106	GW	11/6/2018	81	85	TT110518	TRICHLOROETHENE	79-01-6	17600		UG/L
LC34-DPT0594-008.0-20181106	GW	11/6/2018	6	10	TT110518	CIS-1,2-DICHLOROETHENE	156-59-2	2		UG/L
LC34-DPT0594-013.0-20181106	GW	11/6/2018	11	15	TT110518	1,1,2-TRICHLOROTRIFLUOROETHANE	76-13-1	1	U	UG/L
LC34-DPT0594-013.0-20181106	GW	11/6/2018	11	15	TT110518	TRICHLOROETHENE	79-01-6	1	U	UG/L
LC34-DPT0594-018.0-20181106	GW	11/6/2018	16	20	TT110518	CIS-1,2-DICHLOROETHENE	156-59-2	6		UG/L
LC34-DPT0594-023.0-20181106	GW	11/6/2018	21	25	TT110518	1,1,2-TRICHLOROTRIFLUOROETHANE	76-13-1	1	U	UG/L
LC34-DPT0594-023.0-20181106	GW	11/6/2018	21	25	TT110518	TRICHLOROETHENE	79-01-6	2		UG/L
LC34-DPT0594-028.0-20181106	GW	11/6/2018	26	30	TT110518	CIS-1,2-DICHLOROETHENE	156-59-2	2		UG/L
LC34-DPT0594-033.0-20181106	GW	11/6/2018	31	35	TT110518	1,1,2-TRICHLOROTRIFLUOROETHANE	76-13-1	1	U	UG/L
LC34-DPT0594-033.0-20181106	GW	11/6/2018	31	35	TT110518	TRICHLOROETHENE	79-01-6	2		UG/L
LC34-DPT0594-038.0-20181106	GW	11/6/2018	36	40	TT110518	CIS-1,2-DICHLOROETHENE	156-59-2	2200		UG/L
LC34-DPT0594-043.0-20181106	GW	11/6/2018	41	45	TT110518	1,1,2-TRICHLOROTRIFLUOROETHANE	76-13-1	440		UG/L
LC34-DPT0594-043.0-20181106	GW	11/6/2018	41	45	TT110518	TRICHLOROETHENE	79-01-6	781000		UG/L
LC34-DPT0594-048.0-20181106	GW	11/6/2018	46	50	TT110518	CIS-1,2-DICHLOROETHENE	156-59-2	87300		UG/L
LC34-DPT0594-053.0-20181106	GW	11/6/2018	51	55	TT110518	1,1,2-TRICHLOROTRIFLUOROETHANE	76-13-1	2200		UG/L
LC34-DPT0594-053.0-20181106	GW	11/6/2018	51	55	TT110518	TRICHLOROETHENE	79-01-6	42000	J	UG/L
LC34-DPT0594-058.0-20181106	GW	11/6/2018	56	60	TT110518	CIS-1,2-DICHLOROETHENE	156-59-2	10700		UG/L
LC34-DPT0594-063.0-20181106	GW	11/6/2018	61	65	TT110518	1,1,2-TRICHLOROTRIFLUOROETHANE	76-13-1	200	U	UG/L
LC34-DPT0594-063.0-20181106	GW	11/6/2018	61	65	TT110518	TRICHLOROETHENE	79-01-6	3300		UG/L
LC34-DPT0594-068.0-20181107	GW	11/7/2018	66	70	TT110518	CIS-1,2-DICHLOROETHENE	156-59-2	860		UG/L
LC34-DPT0594-073.0-20181107	GW	11/7/2018	71	75	TT110518	1,1,2-TRICHLOROTRIFLUOROETHANE	76-13-1	200	U	UG/L
LC34-DPT0594-073.0-20181107	GW	11/7/2018	71	75	TT110518	TRICHLOROETHENE	79-01-6	29900		UG/L
LC34-DPT0594-078.0-20181107	GW	11/7/2018	76	80	TT110518	CIS-1,2-DICHLOROETHENE	156-59-2	14400		UG/L
LC34-DPT0594-083.0-20181107	GW	11/7/2018	81	85	TT110518	1,1,2-TRICHLOROTRIFLUOROETHANE	76-13-1	100	U	UG/L
LC34-DPT0594-083.0-20181107	GW	11/7/2018	81	85	TT110518	TRICHLOROETHENE	79-01-6	31000		UG/L
LC34-DPT0595-008.0-20181107	GW	11/7/2018	6	10	TT110518	CIS-1,2-DICHLOROETHENE	156-59-2	25		UG/L
LC34-DPT0595-013.0-20181107	GW	11/7/2018	11	15	TT110518	1,1,2-TRICHLOROTRIFLUOROETHANE	76-13-1	1	U	UG/L
LC34-DPT0595-013.0-20181107	GW	11/7/2018	11	15	TT110518	TRICHLOROETHENE	79-01-6	2		UG/L
LC34-DPT0595-018.0-20181107	GW	11/7/2018	16	20	TT110518	CIS-1,2-DICHLOROETHENE	156-59-2	3		UG/L
LC34-DPT0595-023.0-20181107	GW	11/7/2018	21	25	TT110518	1,1,2-TRICHLOROTRIFLUOROETHANE	76-13-1	1	U	UG/L

Sample	Matrix	Sample Date	Top Depth	Bottom Depth	SDG	Parameter	CAS	Lab Result	Lab Qualifier	Units
LC34-DPT0595-023.0-20181107	GW	11/7/2018	21	25	TT110518	TRICHLOROETHENE	79-01-6	1		UG/L
LC34-DPT0593-008.0-20181105	GW	11/5/2018	6	10	TT110518	TRICHLOROETHENE	79-01-6	1	U	UG/L
LC34-DPT0593-013.0-20181105	GW	11/5/2018	11	15	TT110518	CIS-1,2-DICHLOROETHENE	156-59-2	1	U	UG/L
LC34-DPT0593-018.0-20181105	GW	11/5/2018	16	20	TT110518	1,1,2-TRICHLOROTRIFLUOROETHANE	76-13-1	2	U	UG/L
LC34-DPT0593-018.0-20181105	GW	11/5/2018	16	20	TT110518	TRICHLOROETHENE	79-01-6	11		UG/L
LC34-DPT0593-023.0-20181105	GW	11/5/2018	21	25	TT110518	CIS-1,2-DICHLOROETHENE	156-59-2	26		UG/L
LC34-DPT0593-028.0-20181105	GW	11/5/2018	26	30	TT110518	1,1,2-TRICHLOROTRIFLUOROETHANE	76-13-1	3	U	UG/L
LC34-DPT0593-028.0-20181105	GW	11/5/2018	26	30	TT110518	TRICHLOROETHENE	79-01-6	1200		UG/L
LC34-DPT0593-033.0-20181105	GW	11/5/2018	31	35	TT110518	CIS-1,2-DICHLOROETHENE	156-59-2	97		UG/L
LC34-DPT0593-038.0-20181105	GW	11/5/2018	36	40	TT110518	1,1,2-TRICHLOROTRIFLUOROETHANE	76-13-1	10	U	UG/L
LC34-DPT0593-038.0-20181105	GW	11/5/2018	36	40	TT110518	TRICHLOROETHENE	79-01-6	2100		UG/L
LC34-DPT0593-043.0-20181105	GW	11/5/2018	41	45	TT110518	CIS-1,2-DICHLOROETHENE	156-59-2	14600		UG/L
LC34-DPT0593-048.0-20181105	GW	11/5/2018	46	50	TT110518	1,1,2-TRICHLOROTRIFLUOROETHANE	76-13-1	290	U	UG/L
LC34-DPT0593-048.0-20181105	GW	11/5/2018	46	50	TT110518	TRICHLOROETHENE	79-01-6	75300		UG/L
LC34-DPT0593-053.0-20181105	GW	11/5/2018	51	55	TT110518	CIS-1,2-DICHLOROETHENE	156-59-2	132000		UG/L
LC34-DPT0593-058.0-20181105	GW	11/5/2018	56	60	TT110518	1,1,2-TRICHLOROTRIFLUOROETHANE	76-13-1	200	U	UG/L
LC34-DPT0593-058.0-20181105	GW	11/5/2018	56	60	TT110518	TRICHLOROETHENE	79-01-6	2900		UG/L
LC34-DPT0593-063.0-20181106	GW	11/6/2018	61	65	TT110518	CIS-1,2-DICHLOROETHENE	156-59-2	490		UG/L
LC34-DPT0593-068.0-20181106	GW	11/6/2018	66	70	TT110518	1,1,2-TRICHLOROTRIFLUOROETHANE	76-13-1	10	U	UG/L
LC34-DPT0593-068.0-20181106	GW	11/6/2018	66	70	TT110518	TRICHLOROETHENE	79-01-6	35		UG/L
LC34-DPT0593-073.0-20181106	GW	11/6/2018	71	75	TT110518	CIS-1,2-DICHLOROETHENE	156-59-2	6		UG/L
LC34-DPT0593-078.0-20181106	GW	11/6/2018	76	80	TT110518	1,1,2-TRICHLOROTRIFLUOROETHANE	76-13-1	20	U	UG/L
LC34-DPT0593-078.0-20181106	GW	11/6/2018	76	80	TT110518	TRICHLOROETHENE	79-01-6	4000		UG/L
LC34-DPT0593-083.0-20181106	GW	11/6/2018	81	85	TT110518	CIS-1,2-DICHLOROETHENE	156-59-2	290	U	UG/L
LC34-DPT0594-008.0-20181106	GW	11/6/2018	6	10	TT110518	1,1,2-TRICHLOROTRIFLUOROETHANE	76-13-1	1	U	UG/L
LC34-DPT0594-008.0-20181106	GW	11/6/2018	6	10	TT110518	TRICHLOROETHENE	79-01-6	1	U	UG/L
LC34-DPT0594-013.0-20181106	GW	11/6/2018	11	15	TT110518	CIS-1,2-DICHLOROETHENE	156-59-2	4		UG/L
LC34-DPT0594-018.0-20181106	GW	11/6/2018	16	20	TT110518	1,1,2-TRICHLOROTRIFLUOROETHANE	76-13-1	2	U	UG/L
LC34-DPT0594-018.0-20181106	GW	11/6/2018	16	20	TT110518	TRICHLOROETHENE	79-01-6	3		UG/L
LC34-DPT0594-023.0-20181106	GW	11/6/2018	21	25	TT110518	CIS-1,2-DICHLOROETHENE	156-59-2	2		UG/L
LC34-DPT0594-028.0-20181106	GW	11/6/2018	26	30	TT110518	1,1,2-TRICHLOROTRIFLUOROETHANE	76-13-1	1	U	UG/L
LC34-DPT0594-028.0-20181106	GW	11/6/2018	26	30	TT110518	TRICHLOROETHENE	79-01-6	180		UG/L
LC34-DPT0594-033.0-20181106	GW	11/6/2018	31	35	TT110518	CIS-1,2-DICHLOROETHENE	156-59-2	2		UG/L
LC34-DPT0594-038.0-20181106	GW	11/6/2018	36	40	TT110518	1,1,2-TRICHLOROTRIFLUOROETHANE	76-13-1	200	U	UG/L
LC34-DPT0594-038.0-20181106	GW	11/6/2018	36	40	TT110518	TRICHLOROETHENE	79-01-6	11500		UG/L
LC34-DPT0594-043.0-20181106	GW	11/6/2018	41	45	TT110518	CIS-1,2-DICHLOROETHENE	156-59-2	30200		UG/L
LC34-DPT0594-048.0-20181106	GW	11/6/2018	46	50	TT110518	1,1,2-TRICHLOROTRIFLUOROETHANE	76-13-1	680		UG/L
LC34-DPT0594-048.0-20181106	GW	11/6/2018	46	50	TT110518	TRICHLOROETHENE	79-01-6	323000	J	UG/L
LC34-DPT0594-053.0-20181106	GW	11/6/2018	51	55	TT110518	CIS-1,2-DICHLOROETHENE	156-59-2	69000		UG/L
LC34-DPT0594-058.0-20181106	GW	11/6/2018	56	60	TT110518	1,1,2-TRICHLOROTRIFLUOROETHANE	76-13-1	1000	U	UG/L

Sample	Matrix	Sample Date	Top Depth	Bottom Depth	SDG	Parameter	CAS	Lab Result	Lab Qualifier	Units
LC34-DPT0594-058.0-20181106	GW	11/6/2018	56	60	TT110518	TRICHLOROETHENE	79-01-6	212000		UG/L
LC34-DPT0594-063.0-20181106	GW	11/6/2018	61	65	TT110518	CIS-1,2-DICHLOROETHENE	156-59-2	320		UG/L
LC34-DPT0594-068.0-20181107	GW	11/7/2018	66	70	TT110518	1,1,2-TRICHLOROTRIFLUOROETHANE	76-13-1	16		UG/L
LC34-DPT0594-068.0-20181107	GW	11/7/2018	66	70	TT110518	TRICHLOROETHENE	79-01-6	16500		UG/L
LC34-DPT0594-073.0-20181107	GW	11/7/2018	71	75	TT110518	CIS-1,2-DICHLOROETHENE	156-59-2	2400		UG/L
LC34-DPT0594-078.0-20181107	GW	11/7/2018	76	80	TT110518	1,1,2-TRICHLOROTRIFLUOROETHANE	76-13-1	200	U	UG/L
LC34-DPT0594-078.0-20181107	GW	11/7/2018	76	80	TT110518	TRICHLOROETHENE	79-01-6	278000	J	UG/L
LC34-DPT0594-083.0-20181107	GW	11/7/2018	81	85	TT110518	CIS-1,2-DICHLOROETHENE	156-59-2	320		UG/L
LC34-DPT0595-008.0-20181107	GW	11/7/2018	6	10	TT110518	1,1,2-TRICHLOROTRIFLUOROETHANE	76-13-1	1	U	UG/L
LC34-DPT0595-008.0-20181107	GW	11/7/2018	6	10	TT110518	TRICHLOROETHENE	79-01-6	4		UG/L
LC34-DPT0595-013.0-20181107	GW	11/7/2018	11	15	TT110518	CIS-1,2-DICHLOROETHENE	156-59-2	30		UG/L
LC34-DPT0595-018.0-20181107	GW	11/7/2018	16	20	TT110518	1,1,2-TRICHLOROTRIFLUOROETHANE	76-13-1	1	U	UG/L
LC34-DPT0595-018.0-20181107	GW	11/7/2018	16	20	TT110518	TRICHLOROETHENE	79-01-6	1		UG/L
LC34-DPT0595-023.0-20181107	GW	11/7/2018	21	25	TT110518	CIS-1,2-DICHLOROETHENE	156-59-2	1		UG/L
LC34-DPT0593-018.0-20181105	GW	11/5/2018	16	20	TT110518	1,1-DICHLOROETHENE	75-35-4	2	U	UG/L
LC34-DPT0593-018.0-20181105	GW	11/5/2018	16	20	TT110518	VINYL CHLORIDE	75-01-4	3		UG/L
LC34-DPT0593-023.0-20181105	GW	11/5/2018	21	25	TT110518	TRANS-1,2-DICHLOROETHENE	156-60-5	2	U	UG/L
LC34-DPT0593-028.0-20181105	GW	11/5/2018	26	30	TT110518	1,1-DICHLOROETHENE	75-35-4	3	U	UG/L
LC34-DPT0593-028.0-20181105	GW	11/5/2018	26	30	TT110518	VINYL CHLORIDE	75-01-4	63		UG/L
LC34-DPT0593-033.0-20181105	GW	11/5/2018	31	35	TT110518	TRANS-1,2-DICHLOROETHENE	156-60-5	10	U	UG/L
LC34-DPT0593-038.0-20181105	GW	11/5/2018	36	40	TT110518	1,1-DICHLOROETHENE	75-35-4	10	U	UG/L
LC34-DPT0593-038.0-20181105	GW	11/5/2018	36	40	TT110518	VINYL CHLORIDE	75-01-4	5700		UG/L
LC34-DPT0593-043.0-20181105	GW	11/5/2018	41	45	TT110518	TRANS-1,2-DICHLOROETHENE	156-60-5	690		UG/L
LC34-DPT0593-048.0-20181105	GW	11/5/2018	46	50	TT110518	1,1-DICHLOROETHENE	75-35-4	310		UG/L
LC34-DPT0593-048.0-20181105	GW	11/5/2018	46	50	TT110518	VINYL CHLORIDE	75-01-4	1000		UG/L
LC34-DPT0593-053.0-20181105	GW	11/5/2018	51	55	TT110518	TRANS-1,2-DICHLOROETHENE	156-60-5	3700		UG/L
LC34-DPT0593-058.0-20181105	GW	11/5/2018	56	60	TT110518	1,1-DICHLOROETHENE	75-35-4	200	U	UG/L
LC34-DPT0593-058.0-20181105	GW	11/5/2018	56	60	TT110518	VINYL CHLORIDE	75-01-4	430		UG/L
LC34-DPT0593-063.0-20181106	GW	11/6/2018	61	65	TT110518	TRANS-1,2-DICHLOROETHENE	156-60-5	100	U	UG/L
LC34-DPT0593-068.0-20181106	GW	11/6/2018	66	70	TT110518	1,1-DICHLOROETHENE	75-35-4	10	U	UG/L
LC34-DPT0593-068.0-20181106	GW	11/6/2018	66	70	TT110518	VINYL CHLORIDE	75-01-4	10	U	UG/L
LC34-DPT0593-073.0-20181106	GW	11/6/2018	71	75	TT110518	TRANS-1,2-DICHLOROETHENE	156-60-5	1	U	UG/L
LC34-DPT0593-078.0-20181106	GW	11/6/2018	76	80	TT110518	1,1-DICHLOROETHENE	75-35-4	20	U	UG/L
LC34-DPT0593-078.0-20181106	GW	11/6/2018	76	80	TT110518	VINYL CHLORIDE	75-01-4	20	U	UG/L
LC34-DPT0593-083.0-20181106	GW	11/6/2018	81	85	TT110518	TRANS-1,2-DICHLOROETHENE	156-60-5	290	U	UG/L
LC34-DPT0594-008.0-20181106	GW	11/6/2018	6	10	TT110518	1,1-DICHLOROETHENE	75-35-4	1	U	UG/L
LC34-DPT0594-008.0-20181106	GW	11/6/2018	6	10	TT110518	VINYL CHLORIDE	75-01-4	1	U	UG/L
LC34-DPT0594-013.0-20181106	GW	11/6/2018	11	15	TT110518	TRANS-1,2-DICHLOROETHENE	156-60-5	1	U	UG/L
LC34-DPT0594-018.0-20181106	GW	11/6/2018	16	20	TT110518	1,1-DICHLOROETHENE	75-35-4	2	U	UG/L
LC34-DPT0594-018.0-20181106	GW	11/6/2018	16	20	TT110518	VINYL CHLORIDE	75-01-4	49		UG/L

Sample	Matrix	Sample Date	Top Depth	Bottom Depth	SDG	Parameter	CAS	Lab Result	Lab Qualifier	Units
LC34-DPT0594-023.0-20181106	GW	11/6/2018	21	25	TT110518	TRANS-1,2-DICHLOROETHENE	156-60-5	1	U	UG/L
LC34-DPT0594-028.0-20181106	GW	11/6/2018	26	30	TT110518	1,1-DICHLOROETHENE	75-35-4	1	U	UG/L
LC34-DPT0594-028.0-20181106	GW	11/6/2018	26	30	TT110518	VINYL CHLORIDE	75-01-4	3		UG/L
LC34-DPT0594-033.0-20181106	GW	11/6/2018	31	35	TT110518	TRANS-1,2-DICHLOROETHENE	156-60-5	8		UG/L
LC34-DPT0594-038.0-20181106	GW	11/6/2018	36	40	TT110518	1,1-DICHLOROETHENE	75-35-4	200	U	UG/L
LC34-DPT0594-038.0-20181106	GW	11/6/2018	36	40	TT110518	VINYL CHLORIDE	75-01-4	200	U	UG/L
LC34-DPT0594-043.0-20181106	GW	11/6/2018	41	45	TT110518	TRANS-1,2-DICHLOROETHENE	156-60-5	470		UG/L
LC34-DPT0594-048.0-20181106	GW	11/6/2018	46	50	TT110518	1,1-DICHLOROETHENE	75-35-4	500	U	UG/L
LC34-DPT0594-048.0-20181106	GW	11/6/2018	46	50	TT110518	VINYL CHLORIDE	75-01-4	10400		UG/L
LC34-DPT0594-053.0-20181106	GW	11/6/2018	51	55	TT110518	TRANS-1,2-DICHLOROETHENE	156-60-5	1200		UG/L
LC34-DPT0594-058.0-20181106	GW	11/6/2018	56	60	TT110518	1,1-DICHLOROETHENE	75-35-4	1000	U	UG/L
LC34-DPT0594-058.0-20181106	GW	11/6/2018	56	60	TT110518	VINYL CHLORIDE	75-01-4	1000	U	UG/L
LC34-DPT0594-063.0-20181106	GW	11/6/2018	61	65	TT110518	TRANS-1,2-DICHLOROETHENE	156-60-5	200	U	UG/L
LC34-DPT0594-068.0-20181107	GW	11/7/2018	66	70	TT110518	1,1-DICHLOROETHENE	75-35-4	6		UG/L
LC34-DPT0594-068.0-20181107	GW	11/7/2018	66	70	TT110518	VINYL CHLORIDE	75-01-4	3	U	UG/L
LC34-DPT0594-073.0-20181107	GW	11/7/2018	71	75	TT110518	TRANS-1,2-DICHLOROETHENE	156-60-5	200	U	UG/L
LC34-DPT0594-078.0-20181107	GW	11/7/2018	76	80	TT110518	1,1-DICHLOROETHENE	75-35-4	200	U	UG/L
LC34-DPT0594-078.0-20181107	GW	11/7/2018	76	80	TT110518	VINYL CHLORIDE	75-01-4	200	U	UG/L
LC34-DPT0594-083.0-20181107	GW	11/7/2018	81	85	TT110518	TRANS-1,2-DICHLOROETHENE	156-60-5	100	U	UG/L
LC34-DPT0595-008.0-20181107	GW	11/7/2018	6	10	TT110518	1,1-DICHLOROETHENE	75-35-4	1	U	UG/L
LC34-DPT0595-008.0-20181107	GW	11/7/2018	6	10	TT110518	VINYL CHLORIDE	75-01-4	190		UG/L
LC34-DPT0595-013.0-20181107	GW	11/7/2018	11	15	TT110518	TRANS-1,2-DICHLOROETHENE	156-60-5	1	U	UG/L
LC34-DPT0595-018.0-20181107	GW	11/7/2018	16	20	TT110518	1,1-DICHLOROETHENE	75-35-4	1	U	UG/L
LC34-DPT0595-018.0-20181107	GW	11/7/2018	16	20	TT110518	VINYL CHLORIDE	75-01-4	2		UG/L
LC34-DPT0595-023.0-20181107	GW	11/7/2018	21	25	TT110518	TRANS-1,2-DICHLOROETHENE	156-60-5	1	U	UG/L
LC34-DPT0595-028.0-20181107	GW	11/7/2018	26	30	TT110518	1,1-DICHLOROETHENE	75-35-4	1	U	UG/L
LC34-DPT0595-028.0-20181107	GW	11/7/2018	26	30	TT110518	VINYL CHLORIDE	75-01-4	18		UG/L
LC34-DPT0595-033.0-20181107	GW	11/7/2018	31	35	TT110518	TRANS-1,2-DICHLOROETHENE	156-60-5	3	U	UG/L
LC34-DPT0595-038.0-20181107	GW	11/7/2018	36	40	TT110518	1,1-DICHLOROETHENE	75-35-4	100	U	UG/L
LC34-DPT0593-013.0-20181105	GW	11/5/2018	11	15	TT110518	VINYL CHLORIDE	75-01-4	1	U	UG/L
LC34-DPT0593-018.0-20181105	GW	11/5/2018	16	20	TT110518	TRANS-1,2-DICHLOROETHENE	156-60-5	2	U	UG/L
LC34-DPT0593-023.0-20181105	GW	11/5/2018	21	25	TT110518	1,1-DICHLOROETHENE	75-35-4	2	U	UG/L
LC34-DPT0593-023.0-20181105	GW	11/5/2018	21	25	TT110518	VINYL CHLORIDE	75-01-4	16		UG/L
LC34-DPT0593-028.0-20181105	GW	11/5/2018	26	30	TT110518	TRANS-1,2-DICHLOROETHENE	156-60-5	3	U	UG/L
LC34-DPT0593-033.0-20181105	GW	11/5/2018	31	35	TT110518	1,1-DICHLOROETHENE	75-35-4	10	U	UG/L
LC34-DPT0593-033.0-20181105	GW	11/5/2018	31	35	TT110518	VINYL CHLORIDE	75-01-4	130		UG/L
LC34-DPT0593-038.0-20181105	GW	11/5/2018	36	40	TT110518	TRANS-1,2-DICHLOROETHENE	156-60-5	190		UG/L
LC34-DPT0593-043.0-20181105	GW	11/5/2018	41	45	TT110518	1,1-DICHLOROETHENE	75-35-4	200	U	UG/L
LC34-DPT0593-043.0-20181105	GW	11/5/2018	41	45	TT110518	VINYL CHLORIDE	75-01-4	68400	J	UG/L
LC34-DPT0593-048.0-20181105	GW	11/5/2018	46	50	TT110518	TRANS-1,2-DICHLOROETHENE	156-60-5	5000		UG/L

Sample	Matrix	Sample Date	Top Depth	Bottom Depth	SDG	Parameter	CAS	Lab Result	Lab Qualifier	Units
LC34-DPT0593-053.0-20181105	GW	11/5/2018	51	55	TT110518	1,1-DICHLOROETHENE	75-35-4	290	U	UG/L
LC34-DPT0593-053.0-20181105	GW	11/5/2018	51	55	TT110518	VINYL CHLORIDE	75-01-4	520		UG/L
LC34-DPT0593-058.0-20181105	GW	11/5/2018	56	60	TT110518	TRANS-1,2-DICHLOROETHENE	156-60-5	410		UG/L
LC34-DPT0593-063.0-20181106	GW	11/6/2018	61	65	TT110518	1,1-DICHLOROETHENE	75-35-4	100	U	UG/L
LC34-DPT0593-063.0-20181106	GW	11/6/2018	61	65	TT110518	VINYL CHLORIDE	75-01-4	100	U	UG/L
LC34-DPT0593-068.0-20181106	GW	11/6/2018	66	70	TT110518	TRANS-1,2-DICHLOROETHENE	156-60-5	10	U	UG/L
LC34-DPT0593-073.0-20181106	GW	11/6/2018	71	75	TT110518	1,1-DICHLOROETHENE	75-35-4	1	U	UG/L
LC34-DPT0593-073.0-20181106	GW	11/6/2018	71	75	TT110518	VINYL CHLORIDE	75-01-4	2		UG/L
LC34-DPT0593-078.0-20181106	GW	11/6/2018	76	80	TT110518	TRANS-1,2-DICHLOROETHENE	156-60-5	20	U	UG/L
LC34-DPT0593-083.0-20181106	GW	11/6/2018	81	85	TT110518	1,1-DICHLOROETHENE	75-35-4	290	U	UG/L
LC34-DPT0593-083.0-20181106	GW	11/6/2018	81	85	TT110518	VINYL CHLORIDE	75-01-4	290	U	UG/L
LC34-DPT0594-008.0-20181106	GW	11/6/2018	6	10	TT110518	TRANS-1,2-DICHLOROETHENE	156-60-5	1	U	UG/L
LC34-DPT0594-013.0-20181106	GW	11/6/2018	11	15	TT110518	1,1-DICHLOROETHENE	75-35-4	1	U	UG/L
LC34-DPT0594-013.0-20181106	GW	11/6/2018	11	15	TT110518	VINYL CHLORIDE	75-01-4	29		UG/L
LC34-DPT0594-018.0-20181106	GW	11/6/2018	16	20	TT110518	TRANS-1,2-DICHLOROETHENE	156-60-5	2	U	UG/L
LC34-DPT0594-023.0-20181106	GW	11/6/2018	21	25	TT110518	1,1-DICHLOROETHENE	75-35-4	1	U	UG/L
LC34-DPT0594-023.0-20181106	GW	11/6/2018	21	25	TT110518	VINYL CHLORIDE	75-01-4	11		UG/L
LC34-DPT0594-028.0-20181106	GW	11/6/2018	26	30	TT110518	TRANS-1,2-DICHLOROETHENE	156-60-5	5		UG/L
LC34-DPT0594-033.0-20181106	GW	11/6/2018	31	35	TT110518	1,1-DICHLOROETHENE	75-35-4	1	U	UG/L
LC34-DPT0594-033.0-20181106	GW	11/6/2018	31	35	TT110518	VINYL CHLORIDE	75-01-4	2		UG/L
LC34-DPT0594-038.0-20181106	GW	11/6/2018	36	40	TT110518	TRANS-1,2-DICHLOROETHENE	156-60-5	200	U	UG/L
LC34-DPT0594-043.0-20181106	GW	11/6/2018	41	45	TT110518	1,1-DICHLOROETHENE	75-35-4	290	U	UG/L
LC34-DPT0594-043.0-20181106	GW	11/6/2018	41	45	TT110518	VINYL CHLORIDE	75-01-4	360		UG/L
LC34-DPT0594-048.0-20181106	GW	11/6/2018	46	50	TT110518	TRANS-1,2-DICHLOROETHENE	156-60-5	1300		UG/L
LC34-DPT0594-053.0-20181106	GW	11/6/2018	51	55	TT110518	1,1-DICHLOROETHENE	75-35-4	290	U	UG/L
LC34-DPT0594-053.0-20181106	GW	11/6/2018	51	55	TT110518	VINYL CHLORIDE	75-01-4	4500		UG/L
LC34-DPT0594-058.0-20181106	GW	11/6/2018	56	60	TT110518	TRANS-1,2-DICHLOROETHENE	156-60-5	1000	U	UG/L
LC34-DPT0594-063.0-20181106	GW	11/6/2018	61	65	TT110518	1,1-DICHLOROETHENE	75-35-4	200	U	UG/L
LC34-DPT0594-063.0-20181106	GW	11/6/2018	61	65	TT110518	VINYL CHLORIDE	75-01-4	200	U	UG/L
LC34-DPT0594-068.0-20181107	GW	11/7/2018	66	70	TT110518	TRANS-1,2-DICHLOROETHENE	156-60-5	19		UG/L
LC34-DPT0594-073.0-20181107	GW	11/7/2018	71	75	TT110518	1,1-DICHLOROETHENE	75-35-4	200	U	UG/L
LC34-DPT0594-073.0-20181107	GW	11/7/2018	71	75	TT110518	VINYL CHLORIDE	75-01-4	200	U	UG/L
LC34-DPT0594-078.0-20181107	GW	11/7/2018	76	80	TT110518	TRANS-1,2-DICHLOROETHENE	156-60-5	200	U	UG/L
LC34-DPT0594-083.0-20181107	GW	11/7/2018	81	85	TT110518	1,1-DICHLOROETHENE	75-35-4	100	U	UG/L
LC34-DPT0594-083.0-20181107	GW	11/7/2018	81	85	TT110518	VINYL CHLORIDE	75-01-4	100	U	UG/L
LC34-DPT0595-008.0-20181107	GW	11/7/2018	6	10	TT110518	TRANS-1,2-DICHLOROETHENE	156-60-5	1	U	UG/L
LC34-DPT0595-013.0-20181107	GW	11/7/2018	11	15	TT110518	1,1-DICHLOROETHENE	75-35-4	1	U	UG/L
LC34-DPT0595-013.0-20181107	GW	11/7/2018	11	15	TT110518	VINYL CHLORIDE	75-01-4	220		UG/L
LC34-DPT0595-018.0-20181107	GW	11/7/2018	16	20	TT110518	TRANS-1,2-DICHLOROETHENE	156-60-5	1	U	UG/L
LC34-DPT0595-023.0-20181107	GW	11/7/2018	21	25	TT110518	1,1-DICHLOROETHENE	75-35-4	1	U	UG/L

Sample	Matrix	Sample Date	Top Depth	Bottom Depth	SDG	Parameter	CAS	Lab Result	Lab Qualifier	Units
LC34-DPT0595-023.0-20181107	GW	11/7/2018	21	25	TT110518	VINYL CHLORIDE	75-01-4	6		UG/L
LC34-DPT0595-028.0-20181107	GW	11/7/2018	26	30	TT110518	TRANS-1,2-DICHLOROETHENE	156-60-5	1	U	UG/L
LC34-DPT0595-033.0-20181107	GW	11/7/2018	31	35	TT110518	1,1-DICHLOROETHENE	75-35-4	3	U	UG/L
LC34-DPT0595-033.0-20181107	GW	11/7/2018	31	35	TT110518	VINYL CHLORIDE	75-01-4	200		UG/L
LC34-DPT0595-028.0-20181107	GW	11/7/2018	26	30	TT110518	CIS-1,2-DICHLOROETHENE	156-59-2	1		UG/L
LC34-DPT0595-033.0-20181107	GW	11/7/2018	31	35	TT110518	1,1,2-TRICHLOROTRIFLUOROETHANE	76-13-1	3	U	UG/L
LC34-DPT0595-033.0-20181107	GW	11/7/2018	31	35	TT110518	TRICHLOROETHENE	79-01-6	3	U	UG/L
LC34-DPT0595-038.0-20181107	GW	11/7/2018	36	40	TT110518	CIS-1,2-DICHLOROETHENE	156-59-2	20900		UG/L
LC34-DPT0598-043.0-20181112	GW	11/12/2018	41	45	TT110518	VINYL CHLORIDE	75-01-4	2400		UG/L
LC34-DPT0598-048.0-20181112	GW	11/12/2018	46	50	TT110518	TRANS-1,2-DICHLOROETHENE	156-60-5	360		UG/L
LC34-DPT0598-053.0-20181112	GW	11/12/2018	51	55	TT110518	1,1-DICHLOROETHENE	75-35-4	5	U	UG/L
LC34-DPT0598-053.0-20181112	GW	11/12/2018	51	55	TT110518	VINYL CHLORIDE	75-01-4	62		UG/L
LC34-DPT0598-058.0-20181112	GW	11/12/2018	56	60	TT110518	TRANS-1,2-DICHLOROETHENE	156-60-5	390		UG/L
LC34-DPT0598-063.0-20181112	GW	11/12/2018	61	65	TT110518	1,1-DICHLOROETHENE	75-35-4	5	U	UG/L
LC34-DPT0598-063.0-20181112	GW	11/12/2018	61	65	TT110518	VINYL CHLORIDE	75-01-4	5	U	UG/L
LC34-DPT0598-068.0-20181112	GW	11/12/2018	66	70	TT110518	TRANS-1,2-DICHLOROETHENE	156-60-5	3	U	UG/L
LC34-DPT0598-073.0-20181112	GW	11/12/2018	71	75	TT110518	1,1-DICHLOROETHENE	75-35-4	40	U	UG/L
LC34-DPT0598-073.0-20181112	GW	11/12/2018	71	75	TT110518	VINYL CHLORIDE	75-01-4	40	U	UG/L
LC34-DPT0671-068.0-20181120	GW	11/20/2018	66	70	TT110518	VINYL CHLORIDE	75-01-4	1	U	UG/L
LC34-DPT0671-073.0-20181120	GW	11/20/2018	71	75	TT110518	TRANS-1,2-DICHLOROETHENE	156-60-5	9		UG/L
LC34-DPT0671-078.0-20181120	GW	11/20/2018	76	80	TT110518	1,1-DICHLOROETHENE	75-35-4	1000	U	UG/L
LC34-DPT0671-078.0-20181120	GW	11/20/2018	76	80	TT110518	VINYL CHLORIDE	75-01-4	1000	U	UG/L
LC34-DPT0671-083.0-20181120	GW	11/20/2018	81	85	TT110518	TRANS-1,2-DICHLOROETHENE	156-60-5	10	U	UG/L
LC34-DPT0671-088.0-20181120	GW	11/20/2018	86	90	TT110518	1,1-DICHLOROETHENE	75-35-4	3	U	UG/L
LC34-DPT0671-088.0-20181120	GW	11/20/2018	86	90	TT110518	VINYL CHLORIDE	75-01-4	3	U	UG/L
LC34-DPT0671-093.0-20181120	GW	11/20/2018	91	95	TT110518	TRANS-1,2-DICHLOROETHENE	156-60-5	14		UG/L
LC34-DPT0671-098.0-20181120	GW	11/20/2018	96	100	TT110518	1,1-DICHLOROETHENE	75-35-4	10	U	UG/L
LC34-DPT0671-098.0-20181120	GW	11/20/2018	96	100	TT110518	VINYL CHLORIDE	75-01-4	10	U	UG/L
LC34-DPT0650-058.0-20181121	GW	11/21/2018	56	60	TT110518	TRANS-1,2-DICHLOROETHENE	156-60-5	1000	U	UG/L
LC34-DPT0650-063.0-20181121	GW	11/21/2018	61	65	TT110518	1,1-DICHLOROETHENE	75-35-4	200	U	UG/L
LC34-DPT0650-063.0-20181121	GW	11/21/2018	61	65	TT110518	VINYL CHLORIDE	75-01-4	810		UG/L
LC34-DPT0650-068.0-20181121	GW	11/21/2018	66	70	TT110518	TRANS-1,2-DICHLOROETHENE	156-60-5	290	U	UG/L
LC34-DPT0650-073.0-20181121	GW	11/21/2018	71	75	TT110518	1,1-DICHLOROETHENE	75-35-4	290	U	UG/L
LC34-DPT0650-073.0-20181121	GW	11/21/2018	71	75	TT110518	VINYL CHLORIDE	75-01-4	290	U	UG/L
LC34-DPT0650-078.0-20181121	GW	11/21/2018	76	80	TT110518	TRANS-1,2-DICHLOROETHENE	156-60-5	2000	U	UG/L
LC34-DPT0650-083.0-20181121	GW	11/21/2018	81	85	TT110518	1,1-DICHLOROETHENE	75-35-4	1000	U	UG/L
LC34-DPT0650-083.0-20181121	GW	11/21/2018	81	85	TT110518	VINYL CHLORIDE	75-01-4	1000	U	UG/L
LC34-DPT0650-088.0-20181121	GW	11/21/2018	86	90	TT110518	TRANS-1,2-DICHLOROETHENE	156-60-5	1000	U	UG/L
LC34-DPT0650-093.0-20181121	GW	11/21/2018	91	95	TT110518	1,1-DICHLOROETHENE	75-35-4	2000	U	UG/L
LC34-DPT0650-093.0-20181121	GW	11/21/2018	91	95	TT110518	VINYL CHLORIDE	75-01-4	2000	U	UG/L

Sample	Matrix	Sample Date	Top Depth	Bottom Depth	SDG	Parameter	CAS	Lab Result	Lab Qualifier	Units
LC34-DPT0650-098.0-20181121	GW	11/21/2018	96	100	TT110518	TRANS-1,2-DICHLOROETHENE	156-60-5	1000	U	UG/L
LC34-DPT0595-028.0-20181107	GW	11/7/2018	26	30	TT110518	1,1,2-TRICHLOROTRIFLUOROETHANE	76-13-1	1	U	UG/L
LC34-DPT0595-028.0-20181107	GW	11/7/2018	26	30	TT110518	TRICHLOROETHENE	79-01-6	1	U	UG/L
LC34-DPT0595-033.0-20181107	GW	11/7/2018	31	35	TT110518	CIS-1,2-DICHLOROETHENE	156-59-2	3	U	UG/L
LC34-DPT0595-038.0-20181107	GW	11/7/2018	36	40	TT110518	1,1,2-TRICHLOROTRIFLUOROETHANE	76-13-1	100	U	UG/L
LC34-DPT0595-038.0-20181107	GW	11/7/2018	36	40	TT110518	TRICHLOROETHENE	79-01-6	100	U	UG/L
LC34-DPT0598-048.0-20181112	GW	11/12/2018	46	50	TT110518	1,1-DICHLOROETHENE	75-35-4	100		UG/L
LC34-DPT0598-048.0-20181112	GW	11/12/2018	46	50	TT110518	VINYL CHLORIDE	75-01-4	2600		UG/L
LC34-DPT0598-053.0-20181112	GW	11/12/2018	51	55	TT110518	TRANS-1,2-DICHLOROETHENE	156-60-5	9		UG/L
LC34-DPT0598-058.0-20181112	GW	11/12/2018	56	60	TT110518	1,1-DICHLOROETHENE	75-35-4	120		UG/L
LC34-DPT0598-058.0-20181112	GW	11/12/2018	56	60	TT110518	VINYL CHLORIDE	75-01-4	91		UG/L
LC34-DPT0598-063.0-20181112	GW	11/12/2018	61	65	TT110518	TRANS-1,2-DICHLOROETHENE	156-60-5	5	U	UG/L
LC34-DPT0598-068.0-20181112	GW	11/12/2018	66	70	TT110518	1,1-DICHLOROETHENE	75-35-4	3	U	UG/L
LC34-DPT0598-068.0-20181112	GW	11/12/2018	66	70	TT110518	VINYL CHLORIDE	75-01-4	3	U	UG/L
LC34-DPT0598-073.0-20181112	GW	11/12/2018	71	75	TT110518	TRANS-1,2-DICHLOROETHENE	156-60-5	40	U	UG/L
LC34-DPT0598-078.0-20181112	GW	11/12/2018	76	80	TT110518	1,1-DICHLOROETHENE	75-35-4	290	U	UG/L
LC34-DPT0671-073.0-20181120	GW	11/20/2018	71	75	TT110518	1,1-DICHLOROETHENE	75-35-4	2		UG/L
LC34-DPT0671-073.0-20181120	GW	11/20/2018	71	75	TT110518	VINYL CHLORIDE	75-01-4	1	U	UG/L
LC34-DPT0671-078.0-20181120	GW	11/20/2018	76	80	TT110518	TRANS-1,2-DICHLOROETHENE	156-60-5	1000	U	UG/L
LC34-DPT0671-083.0-20181120	GW	11/20/2018	81	85	TT110518	1,1-DICHLOROETHENE	75-35-4	10	U	UG/L
LC34-DPT0671-083.0-20181120	GW	11/20/2018	81	85	TT110518	VINYL CHLORIDE	75-01-4	10	U	UG/L
LC34-DPT0671-088.0-20181120	GW	11/20/2018	86	90	TT110518	TRANS-1,2-DICHLOROETHENE	156-60-5	3	U	UG/L
LC34-DPT0671-093.0-20181120	GW	11/20/2018	91	95	TT110518	1,1-DICHLOROETHENE	75-35-4	2	U	UG/L
LC34-DPT0671-093.0-20181120	GW	11/20/2018	91	95	TT110518	VINYL CHLORIDE	75-01-4	10		UG/L
LC34-DPT0671-098.0-20181120	GW	11/20/2018	96	100	TT110518	TRANS-1,2-DICHLOROETHENE	156-60-5	10	U	UG/L
LC34-DPT0650-058.0-20181121	GW	11/21/2018	56	60	TT110518	1,1-DICHLOROETHENE	75-35-4	1000	U	UG/L
LC34-DPT0650-058.0-20181121	GW	11/21/2018	56	60	TT110518	VINYL CHLORIDE	75-01-4	1000	U	UG/L
LC34-DPT0650-063.0-20181121	GW	11/21/2018	61	65	TT110518	TRANS-1,2-DICHLOROETHENE	156-60-5	200	U	UG/L
LC34-DPT0650-068.0-20181121	GW	11/21/2018	66	70	TT110518	1,1-DICHLOROETHENE	75-35-4	290	U	UG/L
LC34-DPT0650-068.0-20181121	GW	11/21/2018	66	70	TT110518	VINYL CHLORIDE	75-01-4	290	U	UG/L
LC34-DPT0650-073.0-20181121	GW	11/21/2018	71	75	TT110518	TRANS-1,2-DICHLOROETHENE	156-60-5	290	U	UG/L
LC34-DPT0650-078.0-20181121	GW	11/21/2018	76	80	TT110518	1,1-DICHLOROETHENE	75-35-4	2000	U	UG/L
LC34-DPT0650-078.0-20181121	GW	11/21/2018	76	80	TT110518	VINYL CHLORIDE	75-01-4	2000	U	UG/L
LC34-DPT0650-083.0-20181121	GW	11/21/2018	81	85	TT110518	TRANS-1,2-DICHLOROETHENE	156-60-5	1000	U	UG/L
LC34-DPT0650-088.0-20181121	GW	11/21/2018	86	90	TT110518	1,1-DICHLOROETHENE	75-35-4	1000	U	UG/L
LC34-DPT0650-088.0-20181121	GW	11/21/2018	86	90	TT110518	VINYL CHLORIDE	75-01-4	1000	U	UG/L
LC34-DPT0650-093.0-20181121	GW	11/21/2018	91	95	TT110518	TRANS-1,2-DICHLOROETHENE	156-60-5	2000	U	UG/L
LC34-DPT0650-098.0-20181121	GW	11/21/2018	96	100	TT110518	1,1-DICHLOROETHENE	75-35-4	1000	U	UG/L
LC34-DPT0650-098.0-20181121	GW	11/21/2018	96	100	TT110518	VINYL CHLORIDE	75-01-4	1000	U	UG/L
LC34-DPT0595-038.0-20181107	GW	11/7/2018	36	40	TT110518	VINYL CHLORIDE	75-01-4	21600		UG/L

Sample	Matrix	Sample Date	Top Depth	Bottom Depth	SDG	Parameter	CAS	Lab Result	Lab Qualifier	Units
LC34-DPT0598-033.0-20181112	GW	11/12/2018	31	35	TT110518	TRICHLOROETHENE	79-01-6	1		UG/L
LC34-DPT0598-038.0-20181112	GW	11/12/2018	36	40	TT110518	CIS-1,2-DICHLOROETHENE	156-59-2	36700		UG/L
LC34-DPT0598-043.0-20181112	GW	11/12/2018	41	45	TT110518	1,1,2-TRICHLOROTRIFLUOROETHANE	76-13-1	250	U	UG/L
LC34-DPT0598-043.0-20181112	GW	11/12/2018	41	45	TT110518	TRICHLOROETHENE	79-01-6	320		UG/L
LC34-DPT0598-048.0-20181112	GW	11/12/2018	46	50	TT110518	CIS-1,2-DICHLOROETHENE	156-59-2	35900		UG/L
LC34-DPT0598-053.0-20181112	GW	11/12/2018	51	55	TT110518	1,1,2-TRICHLOROTRIFLUOROETHANE	76-13-1	5	U	UG/L
LC34-DPT0598-053.0-20181112	GW	11/12/2018	51	55	TT110518	TRICHLOROETHENE	79-01-6	57		UG/L
LC34-DPT0598-058.0-20181112	GW	11/12/2018	56	60	TT110518	CIS-1,2-DICHLOROETHENE	156-59-2	28400		UG/L
LC34-DPT0598-063.0-20181112	GW	11/12/2018	61	65	TT110518	1,1,2-TRICHLOROTRIFLUOROETHANE	76-13-1	5	U	UG/L
LC34-DPT0598-063.0-20181112	GW	11/12/2018	61	65	TT110518	TRICHLOROETHENE	79-01-6	6		UG/L
LC34-DPT0598-068.0-20181112	GW	11/12/2018	66	70	TT110518	CIS-1,2-DICHLOROETHENE	156-59-2	3		UG/L
LC34-DPT0598-073.0-20181112	GW	11/12/2018	71	75	TT110518	1,1,2-TRICHLOROTRIFLUOROETHANE	76-13-1	40	U	UG/L
LC34-DPT0598-073.0-20181112	GW	11/12/2018	71	75	TT110518	TRICHLOROETHENE	79-01-6	17700		UG/L
LC34-DPT0598-078.0-20181112	GW	11/12/2018	76	80	TT110518	CIS-1,2-DICHLOROETHENE	156-59-2	13100		UG/L
LC34-DPT0671-058.0-20181120	GW	11/20/2018	56	60	TT110518	1,1,2-TRICHLOROTRIFLUOROETHANE	76-13-1	1	U	UG/L
LC34-DPT0671-058.0-20181120	GW	11/20/2018	56	60	TT110518	TRICHLOROETHENE	79-01-6	1		UG/L
LC34-DPT0671-063.0-20181120	GW	11/20/2018	61	65	TT110518	CIS-1,2-DICHLOROETHENE	156-59-2	10		UG/L
LC34-DPT0671-068.0-20181120	GW	11/20/2018	66	70	TT110518	1,1,2-TRICHLOROTRIFLUOROETHANE	76-13-1	1	U	UG/L
LC34-DPT0671-068.0-20181120	GW	11/20/2018	66	70	TT110518	TRICHLOROETHENE	79-01-6	3		UG/L
LC34-DPT0671-073.0-20181120	GW	11/20/2018	71	75	TT110518	CIS-1,2-DICHLOROETHENE	156-59-2	260		UG/L
LC34-DPT0671-078.0-20181120	GW	11/20/2018	76	80	TT110518	1,1,2-TRICHLOROTRIFLUOROETHANE	76-13-1	5500		UG/L
LC34-DPT0671-078.0-20181120	GW	11/20/2018	76	80	TT110518	TRICHLOROETHENE	79-01-6	700000	J	UG/L
LC34-DPT0671-083.0-20181120	GW	11/20/2018	81	85	TT110518	CIS-1,2-DICHLOROETHENE	156-59-2	800		UG/L
LC34-DPT0671-088.0-20181120	GW	11/20/2018	86	90	TT110518	1,1,2-TRICHLOROTRIFLUOROETHANE	76-13-1	3	U	UG/L
LC34-DPT0671-088.0-20181120	GW	11/20/2018	86	90	TT110518	TRICHLOROETHENE	79-01-6	42		UG/L
LC34-DPT0671-093.0-20181120	GW	11/20/2018	91	95	TT110518	CIS-1,2-DICHLOROETHENE	156-59-2	990		UG/L
LC34-DPT0671-098.0-20181120	GW	11/20/2018	96	100	TT110518	1,1,2-TRICHLOROTRIFLUOROETHANE	76-13-1	10	U	UG/L
LC34-DPT0671-098.0-20181120	GW	11/20/2018	96	100	TT110518	TRICHLOROETHENE	79-01-6	210		UG/L
LC34-DPT0650-058.0-20181121	GW	11/21/2018	56	60	TT110518	CIS-1,2-DICHLOROETHENE	156-59-2	4200		UG/L
LC34-DPT0650-063.0-20181121	GW	11/21/2018	61	65	TT110518	1,1,2-TRICHLOROTRIFLUOROETHANE	76-13-1	200	U	UG/L
LC34-DPT0650-063.0-20181121	GW	11/21/2018	61	65	TT110518	TRICHLOROETHENE	79-01-6	15800		UG/L
LC34-DPT0650-068.0-20181121	GW	11/21/2018	66	70	TT110518	CIS-1,2-DICHLOROETHENE	156-59-2	290	U	UG/L
LC34-DPT0650-073.0-20181121	GW	11/21/2018	71	75	TT110518	1,1,2-TRICHLOROTRIFLUOROETHANE	76-13-1	290	U	UG/L
LC34-DPT0650-073.0-20181121	GW	11/21/2018	71	75	TT110518	TRICHLOROETHENE	79-01-6	28800		UG/L
LC34-DPT0650-078.0-20181121	GW	11/21/2018	76	80	TT110518	CIS-1,2-DICHLOROETHENE	156-59-2	17700		UG/L
LC34-DPT0650-083.0-20181121	GW	11/21/2018	81	85	TT110518	1,1,2-TRICHLOROTRIFLUOROETHANE	76-13-1	1000	U	UG/L
LC34-DPT0650-083.0-20181121	GW	11/21/2018	81	85	TT110518	TRICHLOROETHENE	79-01-6	241000		UG/L
LC34-DPT0650-088.0-20181121	GW	11/21/2018	86	90	TT110518	CIS-1,2-DICHLOROETHENE	156-59-2	12700		UG/L
LC34-DPT0650-093.0-20181121	GW	11/21/2018	91	95	TT110518	1,1,2-TRICHLOROTRIFLUOROETHANE	76-13-1	2000	U	UG/L
LC34-DPT0650-093.0-20181121	GW	11/21/2018	91	95	TT110518	TRICHLOROETHENE	79-01-6	358000		UG/L

Sample	Matrix	Sample Date	Top Depth	Bottom Depth	SDG	Parameter	CAS	Lab Result	Lab Qualifier	Units
LC34-DPT0650-098.0-20181121	GW	11/21/2018	96	100	TT110518	CIS-1,2-DICHLOROETHENE	156-59-2	9100		UG/L
LC34-DPT0595-038.0-20181107	GW	11/7/2018	36	40	TT110518	TRANS-1,2-DICHLOROETHENE	156-60-5	240		UG/L
LC34-DPT0598-038.0-20181112	GW	11/12/2018	36	40	TT110518	1,1,2-TRICHLOROTRIFLUOROETHANE	76-13-1	200	U	UG/L
LC34-DPT0598-038.0-20181112	GW	11/12/2018	36	40	TT110518	TRICHLOROETHENE	79-01-6	2200		UG/L
LC34-DPT0598-043.0-20181112	GW	11/12/2018	41	45	TT110518	CIS-1,2-DICHLOROETHENE	156-59-2	32600		UG/L
LC34-DPT0598-048.0-20181112	GW	11/12/2018	46	50	TT110518	1,1,2-TRICHLOROTRIFLUOROETHANE	76-13-1	100	U	UG/L
LC34-DPT0598-048.0-20181112	GW	11/12/2018	46	50	TT110518	TRICHLOROETHENE	79-01-6	27300		UG/L
LC34-DPT0598-053.0-20181112	GW	11/12/2018	51	55	TT110518	CIS-1,2-DICHLOROETHENE	156-59-2	570		UG/L
LC34-DPT0598-058.0-20181112	GW	11/12/2018	56	60	TT110518	1,1,2-TRICHLOROTRIFLUOROETHANE	76-13-1	50	U	UG/L
LC34-DPT0598-058.0-20181112	GW	11/12/2018	56	60	TT110518	TRICHLOROETHENE	79-01-6	15800		UG/L
LC34-DPT0598-063.0-20181112	GW	11/12/2018	61	65	TT110518	CIS-1,2-DICHLOROETHENE	156-59-2	120		UG/L
LC34-DPT0598-068.0-20181112	GW	11/12/2018	66	70	TT110518	1,1,2-TRICHLOROTRIFLUOROETHANE	76-13-1	3	U	UG/L
LC34-DPT0598-068.0-20181112	GW	11/12/2018	66	70	TT110518	TRICHLOROETHENE	79-01-6	4		UG/L
LC34-DPT0598-073.0-20181112	GW	11/12/2018	71	75	TT110518	CIS-1,2-DICHLOROETHENE	156-59-2	1200		UG/L
LC34-DPT0598-078.0-20181112	GW	11/12/2018	76	80	TT110518	1,1,2-TRICHLOROTRIFLUOROETHANE	76-13-1	1100		UG/L
LC34-DPT0671-058.0-20181120	GW	11/20/2018	56	60	TT110518	CIS-1,2-DICHLOROETHENE	156-59-2	4		UG/L
LC34-DPT0671-063.0-20181120	GW	11/20/2018	61	65	TT110518	1,1,2-TRICHLOROTRIFLUOROETHANE	76-13-1	1	U	UG/L
LC34-DPT0671-063.0-20181120	GW	11/20/2018	61	65	TT110518	TRICHLOROETHENE	79-01-6	5		UG/L
LC34-DPT0671-068.0-20181120	GW	11/20/2018	66	70	TT110518	CIS-1,2-DICHLOROETHENE	156-59-2	20		UG/L
LC34-DPT0671-073.0-20181120	GW	11/20/2018	71	75	TT110518	1,1,2-TRICHLOROTRIFLUOROETHANE	76-13-1	1	U	UG/L
LC34-DPT0671-073.0-20181120	GW	11/20/2018	71	75	TT110518	TRICHLOROETHENE	79-01-6	1200		UG/L
LC34-DPT0671-078.0-20181120	GW	11/20/2018	76	80	TT110518	CIS-1,2-DICHLOROETHENE	156-59-2	15500		UG/L
LC34-DPT0671-083.0-20181120	GW	11/20/2018	81	85	TT110518	1,1,2-TRICHLOROTRIFLUOROETHANE	76-13-1	10	U	UG/L
LC34-DPT0671-083.0-20181120	GW	11/20/2018	81	85	TT110518	TRICHLOROETHENE	79-01-6	480		UG/L
LC34-DPT0671-088.0-20181120	GW	11/20/2018	86	90	TT110518	CIS-1,2-DICHLOROETHENE	156-59-2	22		UG/L
LC34-DPT0671-093.0-20181120	GW	11/20/2018	91	95	TT110518	1,1,2-TRICHLOROTRIFLUOROETHANE	76-13-1	2	U	UG/L
LC34-DPT0671-093.0-20181120	GW	11/20/2018	91	95	TT110518	TRICHLOROETHENE	79-01-6	190		UG/L
LC34-DPT0671-098.0-20181120	GW	11/20/2018	96	100	TT110518	CIS-1,2-DICHLOROETHENE	156-59-2	23		UG/L
LC34-DPT0650-058.0-20181121	GW	11/21/2018	56	60	TT110518	1,1,2-TRICHLOROTRIFLUOROETHANE	76-13-1	1000	U	UG/L
LC34-DPT0650-058.0-20181121	GW	11/21/2018	56	60	TT110518	TRICHLOROETHENE	79-01-6	522000		UG/L
LC34-DPT0650-063.0-20181121	GW	11/21/2018	61	65	TT110518	CIS-1,2-DICHLOROETHENE	156-59-2	890		UG/L
LC34-DPT0650-068.0-20181121	GW	11/21/2018	66	70	TT110518	1,1,2-TRICHLOROTRIFLUOROETHANE	76-13-1	290	U	UG/L
LC34-DPT0650-068.0-20181121	GW	11/21/2018	66	70	TT110518	TRICHLOROETHENE	79-01-6	2000		UG/L
LC34-DPT0650-073.0-20181121	GW	11/21/2018	71	75	TT110518	CIS-1,2-DICHLOROETHENE	156-59-2	570		UG/L
LC34-DPT0650-078.0-20181121	GW	11/21/2018	76	80	TT110518	1,1,2-TRICHLOROTRIFLUOROETHANE	76-13-1	2000	U	UG/L
LC34-DPT0650-078.0-20181121	GW	11/21/2018	76	80	TT110518	TRICHLOROETHENE	79-01-6	492000		UG/L
LC34-DPT0650-083.0-20181121	GW	11/21/2018	81	85	TT110518	CIS-1,2-DICHLOROETHENE	156-59-2	13800		UG/L
LC34-DPT0650-088.0-20181121	GW	11/21/2018	86	90	TT110518	1,1,2-TRICHLOROTRIFLUOROETHANE	76-13-1	1000	U	UG/L
LC34-DPT0650-088.0-20181121	GW	11/21/2018	86	90	TT110518	TRICHLOROETHENE	79-01-6	340000		UG/L
LC34-DPT0650-093.0-20181121	GW	11/21/2018	91	95	TT110518	CIS-1,2-DICHLOROETHENE	156-59-2	10500		UG/L

Sample	Matrix	Sample Date	Top Depth	Bottom Depth	SDG	Parameter	CAS	Lab Result	Lab Qualifier	Units
LC34-DPT0650-098.0-20181121	GW	11/21/2018	96	100	TT110518	1,1,2-TRICHLOROTRIFLUOROETHANE	76-13-1	1000	U	UG/L
LC34-DPT0650-098.0-20181121	GW	11/21/2018	96	100	TT110518	TRICHLOROETHENE	79-01-6	322000		UG/L

Analytical Laboratories of Florida, Inc.

December 26, 2018

Lee Leck
Sample Management Coordinator
TetraTech NUS, Inc.
Project Name: LC34 Site, KSC, Fl.

Re: PDF - Analytical Data Package

Analytical Laboratories of Florida, Inc. (ALF) office located at 2265 Leaside Court, Merritt Island, Florida provided laboratory services for TetraTech NUS, Inc. at the Launch Complex 34 (LC34) area of Kennedy Space Center during direct push temporary well sample collection. The site is located at NASA's Kennedy Space Center, Florida complex. The laboratory contact is Dale Schamp at 321-258-1355. The laboratory project name is TT1210 18. Analysis was performed utilizing EPA8260D methodology. A total of 180 ground water samples were analyzed by Dale Schamp (Chemist) over a period of twelve days from December 10 – 21, 2018. The project utilized two mobile laboratories over the duration of the project. The mobile laboratories are certified (Certification Number E83934 or E831090) by the Florida Department of Health using the guidelines of the national NELAC certification program. TetraTech's Information System's Group (http://isg.ttnus.com) specified the excel spreadsheet format utilized to transport environmental analytical data to TetraTech in an electronic format. ALF's data was submitted to TetraTech under file name EDD.NASA.LC34.121018total on December 26, 2018.

TetraTech/NUS' Project Manager is Mark Jonnet out of the Pittsburgh, Pa. office. The Prime Contact's subcontract number is S1157415. The mobile laboratory was utilized to perform laboratory analysis to delineate volatile organic contamination in the groundwater at various NASA sites. The contaminants of concern included vinyl chloride, 1,1-DCE, Freon 113, cis/trans-1,2-DCE, and trichloroethene . The sample analysis load was expected to be up to 25 samples per day.

ALF performed the sample extraction with a Teledyne Stratum sample concentrator utilizing a purge and trap technique. The EPA 5030 method was used as a guideline for this procedure. The process involved is done by purging a gas (UHP helium) through a known sample volume (10 ml – undiluted) at a constant flow rate and specific time. This process transfers the contaminants of concern (COC) from the liquid matrix (groundwater) onto the trap. The trap is then heated to 250C releasing the compounds from the trap into the GC/MS system. An electronic value inside

P.O. Box 349, Cape Canaveral, Florida 32920
E mail: dale.schamp@alf1992.info
Cell phone: 321–258-1355

the Stratum sample concentrator is electronically moved from the load position to the inject position to transfer the COCs to the GC/MS.

ALF's GC/MS system consists of a Stratum PTC hooked up to an Agilent 6890 (or Model 7890) Gas Chromatograph in series with an Agilent 5973 (or Model 5975C) MS detector. The COCs are separated by the gradual increase of temperature of GC oven from 45C to 200C and the column's internal coating. ALF's column of choice is a J&W DB-VRX 20 meter, 0.18mm ID, 1um df. This setup closely follows the requirements of EPA Method 8260D for identification and quantification.

The target compound list had a very wide range of project specific detection limit requirements between 1 and 100 ppb to meet the Florida GCTLs. The lab settled on a method detection level for all compounds of 1 ppb. This detection level allowed the compounds to be analyzed in the scan sensitivity mode only.

The compounds are identified by two ways: retention time and ion spectrum. Simply under repetitive flow rates and consistent oven variation of temperatures a compound will pass through a detector at the same time for unknown samples and known calibration standards. The time, after the start of a run, the compound passes through a detector to give a peak type response is known as the retention time. This is how any Gas Chromatograph with a detector identifies a compound. The MS detector has the additional power of compound ion spectrums which occur when the compounds are bombarded with electrons as they pass into the detector which causes the compounds to fragment. Each COC fragments differently from all other compounds thus this is an additional aid in identifying compounds. In the SIM mode, the detector looks for specific compound fragments which increase detector sensitivity.

The compounds are quantified by comparing area responses of unknown sample concentrations to known calibration standards. The greater the peak area response the greater the concentration of the COC present.

Dale Schamp was the designated Field Chemist for this project. Each day on the Field Activity Form (FAF), the sample analyst would document the sample field description, matrix, sample's date and collection time for each sample received. The FAF also recorded the date and time the sample was received by the mobile laboratory.

P.O. Box 349, Cape Canaveral, Florida 32920
E mail: dale.schamp@alf1992.info
Cell phone: 321–258-1355

Analytical Laboratories of Florida, Inc.

The FAF was also used to record the sample analysis time and volume utilized to perform the analysis. The GC/MS system is linear to 500 ppb for the COCs. Mr. Schamp may have utilized one or two SRI GC systems to determine the sample size which was required to run the sample on the GC/MS. This sample pre-screening process prevented the field chemist from doing multiple runs due to high COC concentrations in the groundwater sample which in turn allowed him to get the final data to the contractor quicker.

Quality Assurance (QA) is an important part of sample analysis. QA is utilized to aid in the measurement of the data quality generated. The FDEP and EPA methods require the mobile laboratory run: a calibration curve, laboratory duplicates, laboratory matrix spikes, daily instrument tune checks, daily method blanks, internal standards, surrogate standards and calibration check standards. Other than the initial calibration standards curves and tune checks, this information can be found in the Excel Data Summary Tables provided and/or the overall Project EDD table required by TetraTech.

Once the sample's analysis was completed, the chemist entered the data into an Excel Data Summary Table spreadsheet. ALF analyzed 10 sample(s) for matrix spike analysis to determine whether the samples themselves cause interferences with the data generation. Project requirements specify 5 % while ALF's frequency was 5.6 % (10/180). ALF analyzed 10 sample duplicate(s) to check analysis reproducibility. This is also required at a frequency of 5% while ALF did this at a rate of 5.6 % (10/180).

The following information is attached or included in the electronic deliverables:

1. TetraTech EDD Data Summary Tables which includes QC data
2. Field Activities Forms
3. A Copy of this Project Summary

The data generated has been reviewed and submitted under TetraTech's EDD format and the data has been reviewed by TetraTech personnel for errors. I can be reached at 321-258-1355, if you have any follow-up questions.

Sincerely,
ANALYTICAL LABORATORIES OF FLORIDA, INC.

Dale A Schamp

Dale Schamp
Chemist

P.O. Box 349, Cape Canaveral, Florida 32920
E mail: dale.schamp@alf1992.info
Cell phone: 321–258-1355

ANALYTICAL LABORATORIES OF FLORIDA

FIELD ACTIVITIES FORM

Project Name: LC34 ALF Project: TT121018

Address: KSC, FL.

PROJECT NOTES:

Method: EPA8260D; Target Compounds: Vinyl chloride, 1,1-dce, F113, c/t-12,DCE and TCE. Lab#1/GC#5

12/14/18 Activities:

0938 Remove 0.5 ml GW sample W-079 from VOA vial W-079C-1. Add int/surr stds. Load onto PT-5. FN: LC34-DPT676@18' / Lab ID: TT121018-W-079. 0948 Inject.
0945 Rec 1 GW sample (2 @ 40 ml VOA vials) from Chuck Sorden on ice. Field No. DPT676@43' (0940); LabID TT121018-W084
0954 Remove 0.035 ml GW sample W-080 from VOA vial W-080C-1. Add int/surr stds. Load onto PT-5. FN: LC34-DPT676@23' / Lab ID: TT121018-W-080. 1004 Inject.
1005 Rec 1 GW sample (2 @ 40 ml VOA vials) from Chuck Sorden on ice. Field No. DPT676@48' (1000); LabID TT121018-W085
1011 Remove 0.035 ml GW sample W-081 from VOA vial W-081C-1. Add int/surr stds. Load onto PT-5. FN: LC34-DPT676@28' / Lab ID: TT121018-W-081. 1021 Inject.
1025 Rec 1 GW sample (2 @ 40 ml VOA vials) from Chuck Sorden on ice. Field No. DPT676@53' (1020); LabID TT121018-W086
1028 Remove 0.035 ml GW sample W-082 from VOA vial W-082C-1. Add int/surr stds. Load onto PT-5. FN: LC34-DPT676@33' / Lab ID: TT121018-W-082. 1038 Inject.
1046 Remove 0.1 ml GW sample W-083 from VOA vial W-083C-1. Add int/surr stds. Load onto PT-5. FN: LC34-DPT676@38' / Lab ID: TT121018-W-083. 1056 Inject.
1050 Rec 1 GW sample (2 @ 40 ml VOA vials) from Chuck Sorden on ice. Field No. DPT676@58' (1045); LabID TT121018-W087
1103 Remove 10 ml GW sample W-084 from VOA vial W-084C-1. Add int/surr stds. Load onto PT-5. FN: LC34-DPT676@43' / Lab ID: TT121018-W-084. 1113 Inject.
1115 Rec 1 GW sample (2 @ 40 ml VOA vials) from Chuck Sorden on ice. Field No. DPT676@63' (1110); LabID TT121018-W088
1120 Remove 10 ml GW sample W-085 from VOA vial W-085C-1. Add int/surr stds. Load onto PT-5. FN: LC34-DPT676@48' / Lab ID: TT121018-W-085. 1130 Inject.
1136 Remove 10 ml GW sample W-086 from VOA vial W-086C-1. Add int/surr stds. Load onto PT-5. FN: LC34-DPT676@53' / Lab ID: TT121018-W-086. 1146 Inject.
1145 Rec 1 GW sample (2 @ 40 ml VOA vials) from Chuck Sorden on ice. Field No. DPT676@68' (1140); LabID TT121018-W089
1154 Remove 10 ml GW sample W-087 from VOA vial W-087C-1. Add int/surr stds. Load onto PT-5. FN: LC34-DPT676@58' / Lab ID: TT121018-W-087. 1204 Inject.
1210 Rec 1 GW sample (2 @ 40 ml VOA vials) from Chuck Sorden on ice. Field No. DPT676@73' (1205); LabID TT121018-W090
1210 Remove 10 ml GW sample W-088 from VOA vial W-088C-1. Add int/surr stds. Load onto PT-5. FN: LC34-DPT676@63' / Lab ID: TT121018-W-088. 1220 Inject.
1226 Remove 10 ml GW sample W-089 from VOA vial W-089C-1. Add int/surr stds. Load onto PT-5. FN: LC34-DPT676@68' / Lab ID: TT121018-W-089. 1236 Inject.
1240 Rec 1 GW sample (2 @ 40 ml VOA vials) from Chuck Sorden on ice. Field No. DPT676@78' (1235); LabID TT121018-W091
1242 Remove 10 ml GW sample W-090 from VOA vial W-090C-1. Add int/surr stds. Load onto PT-5. FN: LC34-DPT676@73' / Lab ID: TT121018-W-090. 1252 Inject.
1300 Remove 10 ml GW sample W-091 from VOA vial W-091C-1. Add int/surr stds. Load onto PT-5. FN: LC34-DPT676@78' / Lab ID: TT121018-W-091. 1310 Inject.
1310 Rec 1 GW sample (2 @ 40 ml VOA vials) from Chuck Sorden on ice. Field No. DPT676@83' (1305); LabID TT121018-W092
1316 Remove 10 ml GW sample W-092 from VOA vial W-092C-1. Add int/surr stds. Load onto PT-5. FN: LC34-DPT676@83' / Lab ID: TT121018-W-092. 1326 Inject.
1332 Rec 1 GW sample (2 @ 40 ml VOA vials) from Chuck Sorden on ice. Field No. DPT676@88' (1330); LabID TT121018-W093
1333 Remove 10 ml GW sample W-093 from VOA vial W-093C-1. Add int/surr stds. Load onto PT-5. FN: LC34-DPT676@88' / Lab ID: TT121018-W-093. 1343 Inject.
1402 Rec 1 GW sample (2 @ 40 ml VOA vials) from Chuck Sorden on ice. Field No. DPT676@93' (1400); LabID TT121018-W094
1403 Remove 10 ml GW sample W-094 from VOA vial W-094C-1. Add int/surr stds. Load onto PT-5. FN: LC34-DPT676@93' / Lab ID: TT121018-W-094. 1413 Inject.
1432 Rec 1 GW sample (2 @ 40 ml VOA vials) from Chuck Sorden on ice. Field No. DPT676@98' (1430); LabID TT121018-W095
1433 Remove 10 ml GW sample W-095 from VOA vial W-095C-1. Add int/surr stds. Load onto PT-5. FN: LC34-DPT676@98' / Lab ID: TT121018-W-095. 1443 Inject.

12/17/18 Activities:

0905 Run BFB Dynamic hardware tune ; Refrigerator # 9 temp < -5C(corrected) ; Ambient temp 54 F. JG Finneran C#340024-2895 lot# 7939181551V1
0907 Run method blank in (fn: 121718blk1.d) 10 ml H20. All analyte responses equal to or < 50% of lowest quantitation calibration standard.Tune Good.
0941 Run 10ml H20 with 100ng spike (fn: 121718ccv1.d). All compound responses between within 20 % expected response and ion ratios within 30% expected ratio.
0958 Rec 1 GW sample (2 @ 40 ml VOA vials) from Chuck Sorden on ice. Field No. DPT677@8' (1000); LabID TT121018-W096
1000 Remove 10 ml GW sample W-096 from VOA vial W-096C-1. Add int/surr stds. Load onto PT-5. FN: LC34-DPT677@8' / Lab ID: TT121018-W-096. 1010 Inject.
1015 Rec 1 GW sample (2 @ 40 ml VOA vials) from Chuck Sorden on ice. Field No. DPT677@13' (1010); LabID TT121018-W097
1017 Remove 10 ml GW sample W-096 from VOA vial W-096C-1. Add int/surr stds. Load onto PT-5. FN: LC34-DPT677@8' / Lab ID: TT121018-W-096. 1027 Inject.
1025 Rec 1 GW sample (2 @ 40 ml VOA vials) from Chuck Sorden on ice. Field No. DPT677@18' (1020); LabID TT121018-W098
1035 Rec 1 GW sample (2 @ 40 ml VOA vials) from Chuck Sorden on ice. Field No. DPT677@23' (1030); LabID TT121018-W099
1035 Remove 10 ml GW sample W-097 from VOA vial W-097C-1. Add int/surr stds. Load onto PT-5. FN: LC34-DPT677@13' / Lab ID: TT121018-W-097. 1045 Inject.
1045 Rec 1 GW sample (2 @ 40 ml VOA vials) from Chuck Sorden on ice. Field No. DPT677@28' (1040); LabID TT121018-W100
1051 Remove 0.1 ml GW sample W-098 from VOA vial W-098C-1. Add int/surr stds. Load onto PT-5. FN: LC34-DPT677@18' / Lab ID: TT121018-W-098. 1101 Inject.
1100 Rec 1 GW sample (2 @ 40 ml VOA vials) from Chuck Sorden on ice. Field No. DPT677@33' (1055); LabID TT121018-W101
1108 Remove 1 ml GW sample W-098 from VOA vial W-098C-2. Add int/surr stds. Load onto PT-5. FN: LC34-DPT677@18' / Lab ID: TT121018-W-098DUP. 1118 Inject.
1120 Rec 1 GW sample (2 @ 40 ml VOA vials) from Chuck Sorden on ice. Field No. DPT677@38' (1115); LabID TT121018-W102
1125 Remove 3 ml GW sample W-099 from VOA vial W-099C-1. Add int/surr stds. Load onto PT-5. FN: LC34-DPT677@23' / Lab ID: TT121018-W-099. 1135 Inject.
1130 Rec 1 GW sample (2 @ 40 ml VOA vials) from Chuck Sorden on ice. Field No. DPT677@43' (1125); LabID TT121018-W103
1142 Remove 0.050 ml GW sample W-100 from VOA vial W-100C-1. Add int/surr stds. Load onto PT-5. FN: LC34-DPT677@28' / Lab ID: TT121018-W-100. 1152 Inject.
1159 Remove 0.035 ml GW sample W-101 from VOA vial W-101C-1. Add int/surr stds. Load onto PT-5. FN: LC34-DPT677@33' / Lab ID: TT121018-W-101. 1209 Inject.
1215 Remove 0.035 ml GW sample W-102 from VOA vial W-102C-1. Add int/surr stds. Load onto PT-5. FN: LC34-DPT677@38' / Lab ID: TT121018-W-102. 1225 Inject.
1220 Rec 1 GW sample (2 @ 40 ml VOA vials) from Chuck Sorden on ice. Field No. DPT677@48' (1215); LabID TT121018-W104
1233 Remove 0.5 ml GW sample W-103 from VOA vial W-103C-1. Add int/surr stds. Load onto PT-5. FN: LC34-DPT677@43' / Lab ID: TT121018-W-103. 1243 Inject.
1240 Rec 1 GW sample (2 @ 40 ml VOA vials) from Chuck Sorden on ice. Field No. DPT677@53' (1235); LabID TT121018-W105
1251 Remove 1 ml GW sample W-104 from VOA vial W-104C-1. Add int/surr stds. Load onto PT-5. FN: LC34-DPT677@48' / Lab ID: TT121018-W-104. 1301 Inject.

Sampler / Company On-site: Chuck Sorden - Tetratetch

Delays:

Weather:

Date: 12/14, 17/18 Page 5 of 9

Signature:

Important phone calls / Changes:

ANALYTICAL LABORATORIES OF FLORIDA

FIELD ACTIVITIES FORM

Project Name: LC34 ALF Project: TT121018

Address: KSC, FL.

PROJECT NOTES:

Method: EPA8260D; Target Compounds: Vinyl chloride, 1,1-dce, F113, c/t-12,DCE and TCE. Lab#1/GC#5

12/17/18 Activities:

1300 Rec 1 GW sample (2 @ 40 ml VOA vials) from Chuck Sorden on ice. Field No. DPT677@58' (1255); LabID TT121018-W106

1308 Remove 0.25 ml GW sample W-103 from VOA vial W-103C-2. Add int/surr stds. Load onto PT-5. FN: LC34-DPT677@43' / Lab ID: TT121018-W-103R. 1318 Inject.

1325 Rec 1 GW sample (2 @ 40 ml VOA vials) from Chuck Sorden on ice. Field No. DPT677@63' (1320); LabID TT121018-W107

1325 Remove 10 ml GW sample W-105 from VOA vial W-105C-1. Add int/surr stds. Load onto PT-5. FN: LC34-DPT677@53' / Lab ID: TT121018-W-105. 1335 Inject.

1344 Remove 0.5 ml GW sample W-106 from VOA vial W-106C-1. Add int/surr stds. Load onto PT-5. FN: LC34-DPT677@58' / Lab ID: TT121018-W-106. 1354 Inject.

1350 Rec 1 GW sample (2 @ 40 ml VOA vials) from Chuck Sorden on ice. Field No. DPT677@68' (1345); LabID TT121018-W108

1402 Remove 2 ml GW sample W-107 from VOA vial W-107C-1. Add int/surr stds. Load onto PT-5. FN: LC34-DPT677@63' / Lab ID: TT121018-W-107. 1412 Inject.

1417 Rec 1 GW sample (2 @ 40 ml VOA vials) from Chuck Sorden on ice. Field No. DPT677@73' (1415); LabID TT121018-W109

1418 Remove 10 ml GW sample W-108 from VOA vial W-108C-1. Add int/surr stds. Load onto PT-5. FN: LC34-DPT677@68' / Lab ID: TT121018-W-108. 1428 Inject.

1436 Remove 10 ml GW sample W-109 from VOA vial W-109C-1. Add int/surr stds. Load onto PT-5. FN: LC34-DPT677@73' / Lab ID: TT121018-W-109. 1446 Inject.

1445 Rec 1 GW sample (2 @ 40 ml VOA vials) from Chuck Sorden on ice. Field No. DPT677@78' (1440); LabID TT121018-W110

1454 Remove 10 ml GW sample W-110 from VOA vial W-110C-1. Add int/surr stds. Load onto PT-5. FN: LC34-DPT677@78' / Lab ID: TT121018-W-110. 1504 Inject.

1513 Rec 1 GW sample (2 @ 40 ml VOA vials) from Chuck Sorden on ice. Field No. DPT677@83' (1515); LabID TT121018-W111

1515 Remove 10 ml GW sample W-111 from VOA vial W-111C-1. Add int/surr stds. Load onto PT-5. FN: LC34-DPT677@83' / Lab ID: TT121018-W-111. 1525 Inject.

1546 Rec 1 GW sample (2 @ 40 ml VOA vials) from Chuck Sorden on ice. Field No. DPT677@88' (1545); LabID TT121018-W112

1548 Remove 10 ml GW sample W-112 from VOA vial W-112C-1. Add int/surr stds. Load onto PT-5. FN: LC34-DPT677@88' / Lab ID: TT121018-W-112. 1558 Inject.

1621 Rec 1 GW sample (2 @ 40 ml VOA vials) from Chuck Sorden on ice. Field No. DPT677@93' (1620); LabID TT121018-W113

1621 Remove 3 ml GW sample W-113 from VOA vial W-113C-1. Add int/surr stds. Load onto PT-5. FN: LC34-DPT677@93' / Lab ID: TT121018-W-113. 1631 Inject.

1655 Rec 1 GW sample (2 @ 40 ml VOA vials) from Chuck Sorden on ice. Field No. DPT677@98' (1650); LabID TT121018-W114

1700 Remove 10 ml GW sample W-114 from VOA vial W-114C-1. Add int/surr stds. Load onto PT-5. FN: LC34-DPT677@98' / Lab ID: TT121018-W-114. 1718 Inject.

12/18/18 Activities:

0745 Leave for work SR528 backed up… try Courtenay…. Employee gate traffic halted…. Arrive at 0905….. No launch… waiting

0917 Run BFB Dynamic hardware tune ; Refrigerator # 9 temp < -5C(corrected) ; Ambient temp 57 F. JG Finneran C#340024-2895 lot# 7939181551V1

0922 Run method blank in (fn: 121818blk1.d) 10 ml H20. All analyte responses equal to or < 50% of lowest quantitation calibration standard.Tune Good.

0940 Run 10ml H20 with 100ng spike (fn: 121818ccv1.d). All compound responses between within 20 % expected response and ion ratios within 30% expected ratio.

1041 Rec 1 GW sample (2 @ 40 ml VOA vials) from Chuck Sorden on ice. Field No. DPT678@8' (1045); LabID TT121018-W115

1042 Remove 10 ml GW sample W-115 from VOA vial W-115C-1. Add int/surr stds. Load onto PT-5. FN: LC34-DPT678@8' / Lab ID: TT121018-W-115. 1052 Inject.

1056 Rec 1 GW sample (2 @ 40 ml VOA vials) from Chuck Sorden on ice. Field No. DPT678@13' (1055); LabID TT121018-W116

1058 Remove 10 ml GW sample W-116 from VOA vial W-116C-1. Add int/surr stds. Load onto PT-5. FN: LC34-DPT678@13' / Lab ID: TT121018-W-116. 1108 Inject.

1110 Rec 1 GW sample (2 @ 40 ml VOA vials) from Chuck Sorden on ice. Field No. DPT678@18' (1105); LabID TT121018-W117

1115 Remove 10 ml GW sample W-116 from VOA vial W-116C-2. Add 100NG,int/surr stds. Load onto PT-5. FN: LC34-DPT678@13' / Lab ID: TT121018-W-116MS. 1125 Inject.

1120 Rec 1 GW sample (2 @ 40 ml VOA vials) from Chuck Sorden on ice. Field No. DPT678@23' (1115); LabID TT121018-W118

1130 Rec 1 GW sample (2 @ 40 ml VOA vials) from Chuck Sorden on ice. Field No. DPT678@28' (1125); LabID TT121018-W119

1132 Remove 3 ml GW sample W-117 from VOA vial W-117C-1. Add int/surr stds. Load onto PT-5. FN: LC34-DPT678@18' / Lab ID: TT121018-W-117. 1142 Inject.

1145 Rec 1 GW sample (2 @ 40 ml VOA vials) from Chuck Sorden on ice. Field No. DPT678@33' (1140); LabID TT121018-W120

1148 Remove 10 ml GW sample W-117 from VOA vial W-117C-2. Add int/surr stds. Load onto PT-5. FN: LC34-DPT678@18' / Lab ID: TT121018-W-117R. 1158 Inject.

1200 Rec 1 GW sample (2 @ 40 ml VOA vials) from Chuck Sorden on ice. Field No. DPT678@38' (1155); LabID TT121018-W121

1206 Remove 0.25 ml GW sample W-118 from VOA vial W-118C-1. Add int/surr stds. Load onto PT-5. FN: LC34-DPT678@23' / Lab ID: TT121018-W-118. 1216 Inject.

1222 Remove 0.25 ml GW sample W-118 from VOA vial W-118C-2. Add int/surr stds. Load onto PT-5. FN: LC34-DPT678@23' / Lab ID: TT121018-W-118R. 1232 Inject.

1239 Remove 0.05 ml GW sample W-119 from VOA vial W-119C-1. Add int/surr stds. Load onto PT-5. FN: LC34-DPT678@28' / Lab ID: TT121018-W-119. 1249 Inject.

1240 Rec 1 GW sample (2 @ 40 ml VOA vials) from Chuck Sorden on ice. Field No. DPT678@43' (1235); LabID TT121018-W122

1256 Remove 0.04 ml GW sample W-120 from VOA vial W-120C-1. Add int/surr stds. Load onto PT-5. FN: LC34-DPT678@33' / Lab ID: TT121018-W-120. 1306 Inject.

1300 Rec 1 GW sample (2 @ 40 ml VOA vials) from Chuck Sorden on ice. Field No. DPT678@48' (1300); LabID TT121018-W123

1314 Remove 0.02 ml GW sample W-121 from VOA vial W-121C-1. Add int/surr stds. Load onto PT-5. FN: LC34-DPT678@38' / Lab ID: TT121018-W-121. 1324 Inject.

1320 Rec 1 GW sample (2 @ 40 ml VOA vials) from Chuck Sorden on ice. Field No. DPT678@53' (1315); LabID TT121018-W124

1331 Remove 0.05 ml GW sample W-121 from VOA vial W-121C-2. Add int/surr stds. Load onto PT-5. FN: LC34-DPT678@38' / Lab ID: TT121018-W-121R. 1341 Inject.

1345 Rec 1 GW sample (2 @ 40 ml VOA vials) from Chuck Sorden on ice. Field No. DPT678@58' (1340); LabID TT121018-W125

1347 Remove 0.25 ml GW sample W-122 from VOA vial W-122C-1. Add int/surr stds. Load onto PT-5. FN: LC34-DPT678@43' / Lab ID: TT121018-W-122. 1357 Inject.

1405 Remove 0.01 ml GW sample W-123 from VOA vial W-123C-1. Add int/surr stds. Load onto PT-5. FN: LC34-DPT678@48' / Lab ID: TT121018-W-123. 1415 Inject.

1410 Rec 1 GW sample (2 @ 40 ml VOA vials) from Chuck Sorden on ice. Field No. DPT678@63' (1405); LabID TT121018-W126

1422 Remove 0.5 ml GW sample W-124 from VOA vial W-124C-1. Add int/surr stds. Load onto PT-5. FN: LC34-DPT678@53' / Lab ID: TT121018-W-124. 1432 Inject.

1438 Remove 3 ml GW sample W-125 from VOA vial W-125C-1. Add int/surr stds. Load onto PT-5. FN: LC34-DPT678@58' / Lab ID: TT121018-W-125. 1448 Inject.

1440 Rec 1 GW sample (2 @ 40 ml VOA vials) from Chuck Sorden on ice. Field No. DPT678@68' (1435); LabID TT121018-W127

1454 Remove 10 ml GW sample W-126 from VOA vial W-126C-1. Add int/surr stds. Load onto PT-5. FN: LC34-DPT678@63' / Lab ID: TT121018-W-126. 1504 Inject.

1505 Rec 1 GW sample (2 @ 40 ml VOA vials) from Chuck Sorden on ice. Field No. DPT678@73' (1500); LabID TT121018-W128

Sampler / Company On-site: Chuck Sorden - Tetratetch

Delays:

Weather:

Date: 12/17-18/18

Signature:

Important phone calls / Changes:

ANALYTICAL LABORATORIES OF FLORIDA

FIELD ACTIVITIES FORM

Project Name: LC34 ALF Project: TT121018

Address: KSC, FL.

PROJECT NOTES:

Method: EPA8260D; Target Compounds: Vinyl chloride, 1,1-dce, F113, c/t-12,DCE and TCE. Lab#1/GC#5

12/18/18 Activities:

1511 Remove 10 ml GW sample W-127 from VOA vial W-127C-1. Add int/surr stds. Load onto PT-5. FN: LC34-DPT678@68' / Lab ID: TT121018-W-127. 1521 Inject.
1528 Remove 10 ml GW sample W-128 from VOA vial W-128C-1. Add int/surr stds. Load onto PT-5. FN: LC34-DPT678@73' / Lab ID: TT121018-W-128. 1538 Inject.
1530 Rec 1 GW sample (2 @ 40 ml VOA vials) from Chuck Sorden on ice. Field No. DPT678@78' (1525); LabID TT121018-W129
1546 Remove 10 ml GW sample W-129 from VOA vial W-129C-1. Add int/surr stds. Load onto PT-5. FN: LC34-DPT678@78' / Lab ID: TT121018-W-129. 1556 Inject.
1555 Rec 1 GW sample (2 @ 40 ml VOA vials) from Chuck Sorden on ice. Field No. DPT678@83' (1550); LabID TT121018-W130
1608 Remove 10 ml GW sample W-130 from VOA vial W-130C-1. Add int/surr stds. Load onto PT-5. FN: LC34-DPT678@83' / Lab ID: TT121018-W-130. 1618 Inject.
1626 Rec 1 GW sample (2 @ 40 ml VOA vials) from Chuck Sorden on ice. Field No. DPT678@88' (1625); LabID TT121018-W131
1627 Remove 10 ml GW sample W-131 from VOA vial W-131C-1. Add int/surr stds. Load onto PT-5. FN: LC34-DPT678@88' / Lab ID: TT121018-W-131. 1637 Inject.
1653 Rec 1 GW sample (2 @ 40 ml VOA vials) from Chuck Sorden on ice. Field No. DPT678@93' (1650); LabID TT121018-W132
1655 Remove 10 ml GW sample W-132 from VOA vial W-132C-1. Add int/surr stds. Load onto PT-5. FN: LC34-DPT678@93' / Lab ID: TT121018-W-132. 1705 Inject.
1730 Rec 1 GW sample (2 @ 40 ml VOA vials) from Chuck Sorden on ice. Field No. DPT678@98' (1725); LabID TT121018-W133

12/19/18 Activities:

0830 Run BFB Dynamic hardware tune ; Refrigerator # 9 temp < -5C(corrected) ; Ambient temp 55 F. JG Finneran C#340024-2895 lot# 7939181551V1
0834 Run method blank in (fn: 121918blk1.d) 10 ml H20. All analyte responses equal to or < 50% of lowest quantitation calibration standard.Tune Good.
0853 Run 10ml H20 with 100ng spike (fn: 121918ccv1.d). All compound responses between within 20 % expected response and ion ratios within 30% expected ratio.
0900 Remove 10 ml GW sample W-133 from VOA vial W-133C-1. Add int/surr stds. Load onto PT-5. FN: LC34-DPT678@98' / Lab ID: TT121018-W-133. 0910 Inject.
0916 Remove 10 ml GW sample W-133 from VOA vial W-133C-2. Add int/surr stds. Load onto PT-5. FN: LC34-DPT678@98' / Lab ID: TT121018-W-133DUP. 0926 Inject.
0925 Rec 1 GW sample (2 @ 40 ml VOA vials) from Dan Forrester on ice. Field No. DPT679@8' (0920); LabID TT121018-W134
0933 Remove 10 ml GW sample W-134 from VOA vial W-134C-1. Add int/surr stds. Load onto PT-5. FN: LC34-DPT679@8' / Lab ID: TT121018-W-134. 0943 Inject.
0935 Rec 1 GW sample (2 @ 40 ml VOA vials) from DF on ice. Field No. DPT679@13' (0930); LabID TT121018-W135
0945 Rec 1 GW sample (2 @ 40 ml VOA vials) from DF on ice. Field No. DPT679@18' (0940); LabID TT121018-W136
0949 Remove 10 ml GW sample W-134 from VOA vial W-134C-2. Add 100NG,int/surr stds. Load onto PT-5. FN: LC34-DPT679@8' / Lab ID: TT121018-W-134MS. 0959 Inject.
0955 Rec 1 GW sample (2 @ 40 ml VOA vials) from DF on ice. Field No. DPT679@23' (0950); LabID TT121018-W137
1006 Remove 10 ml GW sample W-135 from VOA vial W-135C-1. Add int/surr stds. Load onto PT-5. FN: LC34-DPT679@13' / Lab ID: TT121018-W-135. 1016 Inject.
1010 Rec 1 GW sample (2 @ 40 ml VOA vials) from DF on ice. Field No. DPT679@28' (1005); LabID TT121018-W138
1023 Remove 5 ml GW sample W-136 from VOA vial W-136C-1. Add int/surr stds. Load onto PT-5. FN: LC34-DPT679@18' / Lab ID: TT121018-W-136. 1033 Inject.
1025 Rec 1 GW sample (2 @ 40 ml VOA vials) from DF on ice. Field No. DPT679@33' (1020); LabID TT121018-W139
1040 Remove 0.25 ml GW sample W-137 from VOA vial W-137C-1. Add int/surr stds. Load onto PT-5. FN: LC34-DPT679@23' / Lab ID: TT121018-W-137. 1050 Inject.
1040 Rec 1 GW sample (2 @ 40 ml VOA vials) from DF on ice. Field No. DPT679@38' (1035); LabID TT121018-W140
1055 Rec 1 GW sample (2 @ 40 ml VOA vials) from DF on ice. Field No. DPT679@43' (1050); LabID TT121018-W141
1057 Remove 0.25 ml GW sample W-138 from VOA vial W-138C-1. Add int/surr stds. Load onto PT-5. FN: LC34-DPT679@28' / Lab ID: TT121018-W-138. 1107 Inject.
1115 Remove 0.05 ml GW sample W-138 from VOA vial W-138C-2. Add int/surr stds. Load onto PT-5. FN: LC34-DPT679@28' / Lab ID: TT121018-W-138R. 1125 Inject.
1120 Rec 1 GW sample (2 @ 40 ml VOA vials) from DF on ice. Field No. DPT679@48' (1115); LabID TT121018-W142
1132 Remove 0.1 ml GW sample W-139 from VOA vial W-139C-1. Add int/surr stds. Load onto PT-5. FN: LC34-DPT679@33' / Lab ID: TT121018-W-139. 1142 Inject.
1140 Rec 1 GW sample (2 @ 40 ml VOA vials) from DF on ice. Field No. DPT679@53' (1135); LabID TT121018-W143
1149 Remove 0.5 ml GW sample W-140 from VOA vial W-140C-1. Add int/surr stds. Load onto PT-5. FN: LC34-DPT679@38' / Lab ID: TT121018-W-140. 1159 Inject.
1205 Remove 10 ml GW sample W-141 from VOA vial W-141C-1. Add int/surr stds. Load onto PT-5. FN: LC34-DPT679@43' / Lab ID: TT121018-W-141. 1215 Inject.
1222 Remove 10 ml GW sample W-142 from VOA vial W-142C-1. Add int/surr stds. Load onto PT-5. FN: LC34-DPT679@48' / Lab ID: TT121018-W-142. 1232 Inject.
1235 Rec 1 GW sample (2 @ 40 ml VOA vials) from DF on ice. Field No. DPT679@58' (1232); LabID TT121018-W144
1239 Remove 10 ml GW sample W-143 from VOA vial W-143C-1. Add int/surr stds. Load onto PT-5. FN: LC34-DPT679@53' / Lab ID: TT121018-W-143. 1249 Inject.
1258 Remove 10 ml GW sample W-144 from VOA vial W-144C-1. Add int/surr stds. Load onto PT-5. FN: LC34-DPT679@58' / Lab ID: TT121018-W-144. 1308 Inject.
1300 Rec 1 GW sample (2 @ 40 ml VOA vials) from DF on ice. Field No. DPT679@63' (1255); LabID TT121018-W145
1313 Remove 10 ml GW sample W-145 from VOA vial W-145C-1. Add int/surr stds. Load onto PT-5. FN: LC34-DPT679@63' / Lab ID: TT121018-W-145. 1323 Inject.
1325 Rec 1 GW sample (2 @ 40 ml VOA vials) from DF on ice. Field No. DPT679@68' (1320); LabID TT121018-W146
1336 Remove 10 ml GW sample W-146 from VOA vial W-146C-1. Add int/surr stds. Load onto PT-5. FN: LC34-DPT679@68' / Lab ID: TT121018-W-146. 1346 Inject.
1355 Rec 1 GW sample (2 @ 40 ml VOA vials) from DF on ice. Field No. DPT679@73' (1345); LabID TT121018-W147
1413 Remove 1 ml GW sample W-147 from VOA vial W-147C-1. Add int/surr stds. Load onto PT-5. FN: LC34-DPT679@73' / Lab ID: TT121018-W-147. 1423 Inject.
1430 Rec 1 GW sample (2 @ 40 ml VOA vials) from DF on ice. Field No. DPT679@78' (1420); LabID TT121018-W148
1442 Remove 0.02 ml GW sample W-148 from VOA vial W-148C-1. Add int/surr stds. Load onto PT-5. FN: LC34-DPT679@78' / Lab ID: TT121018-W-148. 1452 Inject.
1450 Rec 1 GW sample (2 @ 40 ml VOA vials) from DF on ice. Field No. DPT679@83' (1445); LabID TT121018-W149
1500 Remove 0.002 ml GW sample W-148 from VOA vial W-148C-2. Add int/surr stds. Load onto PT-5. FN: LC34-DPT679@78' / Lab ID: TT121018-W-148R. 1510 Inject.
1515 Rec 1 GW sample (2 @ 40 ml VOA vials) from DF on ice. Field No. DPT679@88' (1510); LabID TT121018-W150
1519 Remove 1 ml GW sample W-149 from VOA vial W-149C-1. Add int/surr stds. Load onto PT-5. FN: LC34-DPT679@83' / Lab ID: TT121018-W-149. 1529 Inject.
1538 Remove 5 ml GW sample W-150 from VOA vial W-150C-1. Add int/surr stds. Load onto PT-5. FN: LC34-DPT679@88' / Lab ID: TT121018-W-150. 1548 Inject.
1545 Rec 1 GW sample (2 @ 40 ml VOA vials) from DF on ice. Field No. DPT679@93' (1540); LabID TT121018-W151

Sampler / Company On-site: Chuck Sorden(12/18) / Dan Forrester - Tetratetch

Delays:

Weather:

Date: 12/18-19/18 Page 7 of 9

Signature:

Important phone calls / Changes:

ANALYTICAL LABORATORIES OF FLORIDA

FIELD ACTIVITIES FORM

Project Name: LC34 ALF Project: TT121018

Address: KSC, FL.

PROJECT NOTES:

Method: EPA8260D; Target Compounds: Vinyl chloride, 1,1-dce, F113, c/t-12,DCE and TCE. Lab#1/GC#5

12/19/18 Activities:

1557 Remove 10 ml GW sample W-151 from VOA vial W-151C-1. Add int/surr stds. Load onto PT-5. FN: LC34-DPT679@93' / Lab ID: TT121018-W-151. 1607 Inject.

1610 Rec 1 GW sample (2 @ 40 ml VOA vials) from DF on ice. Field No. DPT679@98' (1605); LabID TT121018-W152

1614 Remove 1 ml GW sample W-152 from VOA vial W-152C-1. Add int/surr stds. Load onto PT-5. FN: LC34-DPT679@98' / Lab ID: TT121018-W-152. 1624 Inject.

1630 Remove 0.1 ml GW sample W-152 from VOA vial W-152C-2. Add int/surr stds. Load onto PT-5. FN: LC34-DPT679@98' / Lab ID: TT121018-W-152R. 1640 Inject.

1650 Discard samples in ldw drum.

12/20/18 Activities:

0846 Run BFB Dynamic hardware tune ; Refrigerator # 9 temp < -5C(corrected) ; Ambient temp 65 F. JG Finneran C#340024-2895 lot# 7939181551V1

0850 Run method blank in (fn: 122018blk1.d) 10 ml H20. All analyte responses equal to or < 50% of lowest quantitation calibration standard.Tune Good.

0907 Run 10ml H20 with 100ng spike (fn: 122018ccv1.d). All compound responses between within 20 % expected response and ion ratios within 30% expected ratio.

1047 Rec 1 GW sample (2 @ 40 ml VOA vials) from DF on ice. Field No. DPT680@8' (1045); LabID TT121018-W153

1049 Remove 10 ml GW sample W-153 from VOA vial W-153C-1. Add int/surr stds. Load onto PT-5. FN: LC34-DPT680@8' / Lab ID: TT121018-W-153. 1059 Inject.

1100 Rec 1 GW sample (2 @ 40 ml VOA vials) from DF on ice. Field No. DPT680@13' (1055); LabID TT121018-W154

1106 Remove 10 ml GW sample W-153 from VOA vial W-153C-2. Add 100NG,int/surr stds. Load onto PT-5. FN: LC34-DPT680@8' / Lab ID: TT121018-W-153MS. 1116 Inject.

1110 Rec 1 GW sample (2 @ 40 ml VOA vials) from DF on ice. Field No. DPT680@18' (1105); LabID TT121018-W155

1123 Remove 10 ml GW sample W-154 from VOA vial W-154C-1. Add int/surr stds. Load onto PT-5. FN: LC34-DPT680@13' / Lab ID: TT121018-W-154. 1133 Inject.

1123 Rec 1 GW sample (2 @ 40 ml VOA vials) from DF on ice. Field No. DPT680@23' (1118); LabID TT121018-W156

1135 Rec 1 GW sample (2 @ 40 ml VOA vials) from DF on ice. Field No. DPT680@28' (1130); LabID TT121018-W157

1140 Remove 3 ml GW sample W-155 from VOA vial W-155C-1. Add int/surr stds. Load onto PT-5. FN: LC34-DPT680@18' / Lab ID: TT121018-W-155. 1150 Inject.

1150 Rec 1 GW sample (2 @ 40 ml VOA vials) from DF on ice. Field No. DPT680@33' (1145); LabID TT121018-W158

1157 Remove 1 ml GW sample W-154 from VOA vial W-154C-2. Add int/surr stds. Load onto PT-5. FN: LC34-DPT680@13' / Lab ID: TT121018-W-154R. 1207 Inject.

1213 Remove 0.1 ml GW sample W-155 from VOA vial W-155C-2. Add int/surr stds. Load onto PT-5. FN: LC34-DPT680@18' / Lab ID: TT121018-W-155R. 1223 Inject.

1231 Remove 0.1 ml GW sample W-156 from VOA vial W-156C-1. Add int/surr stds. Load onto PT-5. FN: LC34-DPT680@23' / Lab ID: TT121018-W-156. 1241 Inject.

1248 Remove 0.1 ml GW sample W-156 from VOA vial W-156C-2. Add int/surr stds. Load onto PT-5. FN: LC34-DPT680@23' / Lab ID: TT121018-W-156DUP. 1258 Inject.

1250 Rec 1 GW sample (2 @ 40 ml VOA vials) from DF on ice. Field No. DPT680@38' (1245); LabID TT121018-W159

1304 Remove 0.05 ml GW sample W-157 from VOA vial W-157C-1. Add int/surr stds. Load onto PT-5. FN: LC34-DPT680@28' / Lab ID: TT121018-W-157. 1314 Inject.

1305 Rec 1 GW sample (2 @ 40 ml VOA vials) from DF on ice. Field No. DPT680@43' (1300); LabID TT121018-W160

1321 Remove 0.1 ml GW sample W-158 from VOA vial W-158C-1. Add int/surr stds. Load onto PT-5. FN: LC34-DPT680@33' / Lab ID: TT121018-W-158. 1331 Inject.

1325 Rec 1 GW sample (2 @ 40 ml VOA vials) from DF on ice. Field No. DPT680@48' (1320); LabID TT121018-W161

1338 Remove 5 ml GW sample W-159 from VOA vial W-159C-1. Add int/surr stds. Load onto PT-5. FN: LC34-DPT680@38' / Lab ID: TT121018-W-159. 1348 Inject.

1345 Rec 1 GW sample (2 @ 40 ml VOA vials) from DF on ice. Field No. DPT680@53' (1340); LabID TT121018-W162

1355 Remove 10 ml GW sample W-160 from VOA vial W-160C-1. Add int/surr stds. Load onto PT-5. FN: LC34-DPT680@43' / Lab ID: TT121018-W-160. 1405 Inject.

1411 Remove 10 ml GW sample W-161 from VOA vial W-161C-1. Add int/surr stds. Load onto PT-5. FN: LC34-DPT680@48' / Lab ID: TT121018-W-161. 1421 Inject.

1430 Remove 10 ml GW sample W-162 from VOA vial W-162C-1. Add int/surr stds. Load onto PT-5. FN: LC34-DPT680@53' / Lab ID: TT121018-W-162. 1440 Inject.

1545 Rec 1 GW sample (2 @ 40 ml VOA vials) from DF on ice. Field No. DPT680@58' (1540); LabID TT121018-W163

1549 Remove 10 ml GW sample W-163 from VOA vial W-163C-1. Add int/surr stds. Load onto PT-5. FN: LC34-DPT680@58' / Lab ID: TT121018-W-163. 1559 Inject.

1615 Rec 1 GW sample (2 @ 40 ml VOA vials) from DF on ice. Field No. DPT680@63' (1610); LabID TT121018-W164

1616 Remove 10 ml GW sample W-164 from VOA vial W-164C-1. Add int/surr stds. Load onto PT-5. FN: LC34-DPT680@63' / Lab ID: TT121018-W-164. 1626 Inject.

1642 Rec 1 GW sample (2 @ 40 ml VOA vials) from DF on ice. Field No. DPT680@68' (1640); LabID TT121018-W165

1645 Remove 10 ml GW sample W-165 from VOA vial W-165C-1. Add int/surr stds. Load onto PT-5. FN: LC34-DPT680@68' / Lab ID: TT121018-W-165. 1711 Inject.

12/21/18 Activities: Lab#2/GC#8

0810 Rec 1 GW sample (2 @ 40 ml VOA vials) from DF on ice. Field No. DPT680@73' (0800); LabID TT121018-W166

0815 Run BFB Dynamic hardware tune ; Refrigerator # 9 temp < -5C(corrected) ; Ambient temp 62 F. JG Finneran C#340024-2895 lot# 7939181551V1. Fail

0825 Rec 1 GW sample (2 @ 40 ml VOA vials) from DF on ice. Field No. DPT680@78' (0820); LabID TT121018-W167

0855 Rec 1 GW sample (2 @ 40 ml VOA vials) from DF on ice. Field No. DPT680@83' (0850); LabID TT121018-W168

0920 Rec 1 GW sample (2 @ 40 ml VOA vials) from DF on ice. Field No. DPT680@88' (0915); LabID TT121018-W169

0950 Rec 1 GW sample (2 @ 40 ml VOA vials) from DF on ice. Field No. DPT680@93' (0945); LabID TT121018-W170

1015 Rec 1 GW sample (2 @ 40 ml VOA vials) from DF on ice. Field No. DPT680@98' (1010); LabID TT121018-W171

1108 Run BFB Dynamic hardware tune lab#2 ; Refrigerator # 7 temp < -5C(corrected) ; JG Finneran C#340024-2895 lot# 7939181551V1.

1110 Run method blank in (fn: 122118blk1.d) 10 ml H20. All analyte responses equal to or < 50% of lowest quantitation calibration standard.

1129 Run 10ml H20 with 100ng spike (fn: 122118ccv1.d). All compound responses between within 20 % expected response and ion ratios within 30% expected ratio.Tune Good.

1140 Remove 10 ml GW sample W-166 from VOA vial W-166C-1. Add int/surr stds. Load onto PT-5. FN: LC34-DPT680@73' / Lab ID: TT121018-W-166. 1150 Inject.

1200 Remove 10 ml GW sample W-166 from VOA vial W-166C-2. Add 100ng,int/surr stds. Load onto PT-5. FN: LC34-DPT680@73' / Lab ID: TT121018-W-166MS. 1210 Inject.

1215 Remove 5 ml GW sample W-167 from VOA vial W-167C-1. Add int/surr stds. Load onto PT-5. FN: LC34-DPT680@78' / Lab ID: TT121018-W-167. 1225 Inject.

1233 Remove 10 ml GW sample W-166 from VOA vial W-166C-2 syringe. Add int/surr stds. Load onto PT-5. FN: LC34-DPT680@73' / Lab ID: TT121018-W-166dup. 1243 Inject.

Sampler / Company On-site: Dan Forrester - Tetratetch

Delays:

Weather:

Date: 12/19-21/18 Page 8 of 9

Signature:

Important phone calls / Changes:

ANALYTICAL LABORATORIES OF FLORIDA

FIELD ACTIVITIES FORM

Project Name: LC34 ALF Project: TT121018

Address: KSC, FL.

PROJECT NOTES:

Method: EPA8260D; Target Compounds: Vinyl chloride, 1,1-dce, F113, c/t-12,DCE and TCE. Lab#2/GC#8

12/19/18 Activities:

1251 Remove 10 ml GW sample W-168 from VOA vial W-168C-1. Add int/surr stds. Load onto PT-5. FN: LC34-DPT680@83' / Lab ID: TT121018-W-168. 1301 Inject.

1311 Remove 10 ml GW sample W-169 from VOA vial W-169C-1. Add int/surr stds. Load onto PT-5. FN: LC34-DPT680@88' / Lab ID: TT121018-W-169. 1321 Inject.

1328 Remove 10 ml GW sample W-170 from VOA vial W-170C-1. Add int/surr stds. Load onto PT-5. FN: LC34-DPT680@93' / Lab ID: TT121018-W-170. 1338 Inject.

1344 Remove 10 ml GW sample W-171 from VOA vial W-171C-1. Add int/surr stds. Load onto PT-5. FN: LC34-DPT680@98' / Lab ID: TT121018-W-171. 1354 Inject.

1415 Rec 1 GW sample (2 @ 40 ml VOA vials) from DF on ice. Temp = 57F. Field No. DPT681@8' (1255); LabID TT121018-W172

1415 Rec 1 GW sample (2 @ 40 ml VOA vials) from DF on ice. Field No. DPT681@13' (1245); LabID TT121018-W173

1415 Rec 1 GW sample (2 @ 40 ml VOA vials) from DF on ice. Field No. DPT681@18' (1235); LabID TT121018-W174

1415 Rec 1 GW sample (2 @ 40 ml VOA vials) from DF on ice. Field No. DPT681@23' (1225); LabID TT121018-W175

1415 Rec 1 GW sample (2 @ 40 ml VOA vials) from DF on ice. Field No. DPT681@28' (1215); LabID TT121018-W176

1415 Rec 1 GW sample (2 @ 40 ml VOA vials) from DF on ice. Field No. DPT681@33' (1200); LabID TT121018-W177

1415 Rec 1 GW sample (2 @ 40 ml VOA vials) from DF on ice. Field No. DPT681@38' (1150); LabID TT121018-W178

1415 Rec 1 GW sample (2 @ 40 ml VOA vials) from DF on ice. Field No. DPT681@43' (1135); LabID TT121018-W179

1415 Rec 1 GW sample (2 @ 40 ml VOA vials) from DF on ice. Field No. DPT681@48' (1125); LabID TT121018-W180

1506 Remove 10 ml GW sample W-172 from VOA vial W-172C-1. Add int/surr stds. Load onto PT-5. FN: LC34-DPT681@8' / Lab ID: TT121018-W-172. 1516 Inject.

1525 Remove 10 ml GW sample W-173 from VOA vial W-173C-1. Add int/surr stds. Load onto PT-5. FN: LC34-DPT681@13' / Lab ID: TT121018-W-173. 1535 Inject.

1543 Remove 1 ml GW sample W-174 from VOA vial W-174C-1. Add int/surr stds. Load onto PT-5. FN: LC34-DPT681@18' / Lab ID: TT121018-W-174. 1553 Inject.

1605 Remove 3 ml GW sample W-175 from VOA vial W-175C-1. Add int/surr stds. Load onto PT-5. FN: LC34-DPT681@23' / Lab ID: TT121018-W-175. 1615 Inject.

1621 Remove 0.05 ml GW sample W-176 from VOA vial W-176C-1. Add int/surr stds. Load onto PT-5. FN: LC34-DPT681@28' / Lab ID: TT121018-W-176. 1631 Inject.

1639 Remove 0.1 ml GW sample W-177 from VOA vial W-177C-1. Add int/surr stds. Load onto PT-5. FN: LC34-DPT681@33' / Lab ID: TT121018-W-177. 1649 Inject.

1655 Remove 0.1 ml GW sample W-178 from VOA vial W-178C-1. Add int/surr stds. Load onto PT-5. FN: LC34-DPT681@38' / Lab ID: TT121018-W-178. 1705 Inject.

1712 Remove 3 ml GW sample W-179 from VOA vial W-179C-1. Add int/surr stds. Load onto PT-5. FN: LC34-DPT681@43' / Lab ID: TT121018-W-179. 1722 Inject.

1731 Remove 10 ml GW sample W-180 from VOA vial W-180C-1. Add int/surr stds. Load onto PT-5. FN: LC34-DPT681@48' / Lab ID: TT121018-W-180. 1741 Inject.

1745 Discard samples in ldw drum.

&

Sampler / Company On-site: Dan Forrester - Tetratetch

Delays:

Weather:

Date: 12/21/18 Page 9 of

Signature:

Important phone calls / Changes:

ANALYTICAL LABORATORIES OF FLORIDA

FIELD ACTIVITIES FORM

Project Name: LC34 ALF Project: TT121018

Address: KSC, FL.

PROJECT NOTES:

Method: EPA8260D; Target Compounds: Vinyl chloride, 1,1-dce, F113, c/t-12,DCE and TCE. Lab#1/GC#5

12/10/18 Activities: Calibrate GC#5/Lab#1 Ref#2 Temperature: < 5C 0700 hrs.

Method (soil/water) Blank(s): All responses < 5% of Lowest reported Reg Limit

Cal(water/soil)Curve(s): fn: 12918DRY5F.M All % RF RSD < 20 %

Cal(water/soil)Curve(s): All standards ion ratios are within 30% of mid level standard. All compound Response Factor ratios are > 0.1 or >0.2

Cal(water/soil)Curve(s): Second Source expected % Recovery met +/- 30 % of expected response (ng)

Lowest Concen level: Recalibrated Detection level standard meet +/- 30 % expected response (10ng level)

Cal(water)Curve(s): Blank passed tune acceptance criteria of EPA 8260C Section 11.3.1

0820 Run BFB Dynamic hardware tune ; Refrigerator # 9 temp < -5C ; Ambient temp 46 F. JG Finneran C#340024-2895 lot# 7939181551V1

0822 Run method blank in (fn: 121018blk1.d) 10 ml H20. All analyte responses equal to or < 50% of lowest quantitation calibration standard.Tune Good.

0830 to 1140 Recalibrate GC system while waiting for samples.

1140 Rec 1 GW sample (2 @ 40 ml VOA vials) from Chuck Sorden on ice. Field No. DPT672@8' (1135); LabID TT121018-W001

1144 Remove 10 ml GW sample W-001 from VOA vial W-001C-1. Add int/surr stds. Load onto PT-5. FN: LC34-DPT672@8' / Lab ID: TT121018-W-001. 1154 Inject.

1150 Rec 1 GW sample (2 @ 40 ml VOA vials) from Chuck Sorden on ice. Field No. DPT672@13' (1145); LabID TT121018-W002

1200 Rec 1 GW sample (2 @ 40 ml VOA vials) from Chuck Sorden on ice. Field No. DPT672@18' (1155); LabID TT121018-W003

1201 Remove 10 ml GW sample W-001 from VOA vial W-001C-2. Add int/surr stds. Load onto PT-5. FN: LC34-DPT672@8' / Lab ID: TT121018-W-001dup. 1211 Inject.

1215 Rec 1 GW sample (2 @ 40 ml VOA vials) from Chuck Sorden on ice. Field No. DPT672@23' (1210); LabID TT121018-W004

1220 Remove 10 ml GW sample W-002 from VOA vial W-002C-1. Add int/surr stds. Load onto PT-5. FN: LC34-DPT672@13' / Lab ID: TT121018-W-002. 1230 Inject.

1239 Remove 5 ml GW sample W-003 from VOA vial W-003C-1. Add int/surr stds. Load onto PT-5. FN: LC34-DPT672@18' / Lab ID: TT121018-W-003. 1249 Inject.

1300 Remove 0.5 ml GW sample W-004 from VOA vial W-004C-1. Add int/surr stds. Load onto PT-5. FN: LC34-DPT672@23' / Lab ID: TT121018-W-004. 1310 Inject.

1305 Rec 1 GW sample (2 @ 40 ml VOA vials) from Chuck Sorden on ice. Field No. DPT672@28' (1300); LabID TT121018-W005

1308 Run BFB Dynamic hardware tune - filament #2 ; Refrigerator # 9 temp < -5C ; Ambient temp 55 F. JG Finneran C#340024-2895 lot# 7939181551V1

1318 Remove 1 ml GW sample W-003 from VOA vial W-003C-2. Add int/surr stds. Load onto PT-5. FN: LC34-DPT672@18' / Lab ID: TT121018-W-003r. 1328 Inject.

1320 Rec 1 GW sample (2 @ 40 ml VOA vials) from Chuck Sorden on ice. Field No. DPT672@33' (1315); LabID TT121018-W006

1335 Rec 1 GW sample (2 @ 40 ml VOA vials) from Chuck Sorden on ice. Field No. DPT672@38' (1330); LabID TT121018-W007

1335 Remove 0.25 ml GW sample W-004 from VOA vial W-004C-2. Add int/surr stds. Load onto PT-5. FN: LC34-DPT672@23' / Lab ID: TT121018-W-004r. 1345 Inject.

1352 Remove 10 ml GW sample W-001 from VOA vial W-001C-2 syringe. Add 100ng,int/surr stds. Load onto PT-5. FN: LC34-DPT672@8' / Lab ID: TT121018-W-001MS. 1402 Inject.

1405 Rec 1 GW sample (2 @ 40 ml VOA vials) from Chuck Sorden on ice. Field No. DPT672@43' (1400); LabID TT121018-W008

1410 Remove 0.05 ml GW sample W-005 from VOA vial W-005C-1. Add int/surr stds. Load onto PT-5. FN: LC34-DPT672@28' / Lab ID: TT121018-W-005. 1420 Inject.

1425 Rec 1 GW sample (2 @ 40 ml VOA vials) from Chuck Sorden on ice. Field No. DPT672@48' (1420); LabID TT121018-W009

1427 Remove 0.05 ml GW sample W-006 from VOA vial W-006C-1. Add int/surr stds. Load onto PT-5. FN: LC34-DPT672@33' / Lab ID: TT121018-W-006. 1437 Inject.

1445 Rec 1 GW sample (2 @ 40 ml VOA vials) from Chuck Sorden on ice. Field No. DPT672@53' (1440); LabID TT121018-W010

1444 Remove 0.25 ml GW sample W-007 from VOA vial W-007C-1. Add int/surr stds. Load onto PT-5. FN: LC34-DPT672@38' / Lab ID: TT121018-W-007. 1454 Inject.

1502 Remove 1 ml GW sample W-008 from VOA vial W-008C-1. Add int/surr stds. Load onto PT-5. FN: LC34-DPT672@43' / Lab ID: TT121018-W-008. 1512 Inject.

1510 Rec 1 GW sample (2 @ 40 ml VOA vials) from Chuck Sorden on ice. Field No. DPT672@58' (1505); LabID TT121018-W011

1518 Remove 10 ml GW sample W-008 from VOA vial W-008C-2. Add int/surr stds. Load onto PT-5. FN: LC34-DPT672@43' / Lab ID: TT121018-W-008r. 1528 Inject.

1534 Rec 1 GW sample (2 @ 40 ml VOA vials) from Chuck Sorden on ice. Field No. DPT672@63' (1530); LabID TT121018-W012

1535 Remove 10 ml GW sample W-009 from VOA vial W-009C-1. Add int/surr stds. Load onto PT-5. FN: LC34-DPT672@48' / Lab ID: TT121018-W-009. 1545 Inject.

1552 Remove 10 ml GW sample W-010 from VOA vial W-010C-1. Add int/surr stds. Load onto PT-5. FN: LC34-DPT672@53' / Lab ID: TT121018-W-010. 1602 Inject.

1600 Rec 1 GW sample (2 @ 40 ml VOA vials) from Chuck Sorden on ice. Field No. DPT672@68' (1555); LabID TT121018-W013

1608 Remove 10 ml GW sample W-011 from VOA vial W-011C-1. Add int/surr stds. Load onto PT-5. FN: LC34-DPT672@58' / Lab ID: TT121018-W-011. 1618 Inject.

1620 Rec 1 GW sample (2 @ 40 ml VOA vials) from Chuck Sorden on ice. Field No. DPT672@73' (1615); LabID TT121018-W014

1624 Remove 10 ml GW sample W-012 from VOA vial W-012C-1. Add int/surr stds. Load onto PT-5. FN: LC34-DPT672@63' / Lab ID: TT121018-W-012. 1634 Inject.

1645 Rec 1 GW sample (2 @ 40 ml VOA vials) from Chuck Sorden on ice. Field No. DPT672@78' (1640); LabID TT121018-W015

1702 Remove 10 ml GW sample W-013 from VOA vial W-013C-1. Add int/surr stds. Load onto PT-5. FN: LC34-DPT672@68' / Lab ID: TT121018-W-013. 1712 Inject.

1718 Remove 0.035 ml GW sample W-014 from VOA vial W-014C-1. Add int/surr stds. Load onto PT-5. FN: LC34-DPT672@73' / Lab ID: TT121018-W-014. 1728 Inject.

1735 Remove 0.035 ml GW sample W-015 from VOA vial W-015C-1. Add int/surr stds. Load onto PT-5. FN: LC34-DPT672@78' / Lab ID: TT121018-W-015. 1745 Inject.

12/11/18 Activities:

0745 Rec 1 GW sample (2 @ 40 ml VOA vials) from Chuck Sorden on ice. Temp = 52F. Field No. DPT672@83' (1710 12/10); LabID TT121018-W016

0752 Run BFB Dynamic hardware tune ; Refrigerator # 9 temp < -5C ; Ambient temp 43 F. JG Finneran C#340024-2895 lot# 7939181551V1

0805 Rec 1 GW sample (2 @ 40 ml VOA vials) from Chuck Sorden on ice. Field No. DPT672@88' (0800); LabID TT121018-W017

0811 Run method blank in (fn: 121118blk1.d) 10 ml H20. All analyte responses equal to or < 50% of lowest quantitation calibration standard.Tune Good.

Sampler / Company On-site: Chuck Sorden - Tetratetch

Delays:

Weather:

Date: 12/10-11/18 Page 1 of 9

Signature:

Important phone calls / Changes:

ANALYTICAL LABORATORIES OF FLORIDA

FIELD ACTIVITIES FORM

Project Name: LC34 ALF Project: TT121018

Address: KSC, FL.

PROJECT NOTES:

Method: EPA8260D; Target Compounds: Vinyl chloride, 1,1-dce, F113, c/t-12,DCE and TCE. Lab#1/GC#5

12/11/18 Activities: Calibrate GC#5/Lab#1 Ref#2 Temperature: < 5C 0700 hrs.

0827 Run 10ml H20 with 100ng spike (fn: 121118ccv1.d). All compound responses between within 20 % expected response and ion ratios within 30% expected ratio.
0834 Remove 0.1 ml GW sample W-016 from VOA vial W-016C-1. Add int/surr stds. Load onto PT-5. FN: LC34-DPT672@83' / Lab ID: TT121018-W-016. 0844 Inject.
0845 Rec 1 GW sample (2 @ 40 ml VOA vials) from Chuck Sorden on ice. Field No. DPT672@93' (0840); LabID TT121018-W018
0852 Remove 0.25 ml GW sample W-016 from VOA vial W-016C-2. Add int/surr stds. Load onto PT-5. FN: LC34-DPT672@83' / Lab ID: TT121018-W-016dup. 0902 Inject.
0909 Remove 3 ml GW sample W-017 from VOA vial W-017C-1. Add int/surr stds. Load onto PT-5. FN: LC34-DPT672@88' / Lab ID: TT121018-W-017. 0919 Inject.
0926 Remove 3 ml GW sample W-017 from VOA vial W-017C-2. Add 100ng,int/surr stds. Load onto PT-5. FN: LC34-DPT672@88' / Lab ID: TT121018-W-017MS. 0936 Inject.
0930 Rec 1 GW sample (2 @ 40 ml VOA vials) from Chuck Sorden on ice. Field No. DPT672@98' (0925); LabID TT121018-W019
0943 Remove 10 ml GW sample W-018 from VOA vial W-018C-1. Add int/surr stds. Load onto PT-5. FN: LC34-DPT672@93' / Lab ID: TT121018-W-018. 0953 Inject.
1000 Remove 10 ml GW sample W-019 from VOA vial W-019C-1. Add int/surr stds. Load onto PT-5. FN: LC34-DPT672@98' / Lab ID: TT121018-W-019. 1010 Inject.
1118 Rec 1 GW sample (2 @ 40 ml VOA vials) from Chuck Sorden on ice. Field No. DPT673@8' (1120); LabID TT121018-W020
1121 Remove 10 ml GW sample W-020 from VOA vial W-020C-1. Add int/surr stds. Load onto PT-5. FN: LC34-DPT673@8' / Lab ID: TT121018-W-020. 1131 Inject.
1135 Rec 1 GW sample (2 @ 40 ml VOA vials) from Chuck Sorden on ice. Field No. DPT673@13' (1130); LabID TT121018-W021
1138 Remove 10 ml GW sample W-021 from VOA vial W-021C-1. Add int/surr stds. Load onto PT-5. FN: LC34-DPT673@13' / Lab ID: TT121018-W-021. 1148 Inject.
1145 Rec 1 GW sample (2 @ 40 ml VOA vials) from Chuck Sorden on ice. Field No. DPT673@18' (1140); LabID TT121018-W022
1155 Remove 10 ml GW sample W-022 from VOA vial W-022C-1. Add int/surr stds. Load onto PT-5. FN: LC34-DPT673@18' / Lab ID: TT121018-W-022. 1205 Inject.
1205 Rec 1 GW sample (2 @ 40 ml VOA vials) from Chuck Sorden on ice. Field No. DPT673@23' (1155); LabID TT121018-W023
1212 Remove 10 ml GW sample W-023 from VOA vial W-023C-1. Add int/surr stds. Load onto PT-5. FN: LC34-DPT673@23' / Lab ID: TT121018-W-023. 1222 Inject.
1246 Rec 1 GW sample (2 @ 40 ml VOA vials) from Chuck Sorden on ice. Field No. DPT673@28' (1245); LabID TT121018-W024
1246 Remove 10 ml GW sample W-024 from VOA vial W-024C-1. Add int/surr stds. Load onto PT-5. FN: LC34-DPT673@28' / Lab ID: TT121018-W-024. 1256 Inject.
1302 Rec 1 GW sample (2 @ 40 ml VOA vials) from Chuck Sorden on ice. Field No. DPT673@33' (1300); LabID TT121018-W025
1304 Remove 0.25 ml GW sample W-025 from VOA vial W-025C-1. Add int/surr stds. Load onto PT-5. FN: LC34-DPT673@33' / Lab ID: TT121018-W-025. 1314 Inject.
1320 Rec 1 GW sample (2 @ 40 ml VOA vials) from Chuck Sorden on ice. Field No. DPT673@38' (1315); LabID TT121018-W026
1321 Remove 0.035 ml GW sample W-025 from VOA vial W-025C-2. Add int/surr stds. Load onto PT-5. FN: LC34-DPT673@33' / Lab ID: TT121018-W-025r. 1331 Inject.
1335 Rec 1 GW sample (2 @ 40 ml VOA vials) from Chuck Sorden on ice. Field No. DPT673@43' (1330); LabID TT121018-W027
1338 Remove 0.02 ml GW sample W-026 from VOA vial W-026C-1. Add int/surr stds. Load onto PT-5. FN: LC34-DPT673@38' / Lab ID: TT121018-W-026. 1348 Inject.
1355 Rec 1 GW sample (2 @ 40 ml VOA vials) from Chuck Sorden on ice. Field No. DPT673@48' (1350); LabID TT121018-W028
1356 Remove 0.035 ml GW sample W-027 from VOA vial W-027C-1. Add int/surr stds. Load onto PT-5. FN: LC34-DPT673@43' / Lab ID: TT121018-W-027. 1406 Inject.
1415 Rec 1 GW sample (2 @ 40 ml VOA vials) from Chuck Sorden on ice. Field No. DPT673@53' (1410); LabID TT121018-W029
1430 Remove 10 ml GW sample W-028 from VOA vial W-028C-1. Add int/surr stds. Load onto PT-5. FN: LC34-DPT673@48' / Lab ID: TT121018-W-028. 1440 Inject.
1440 Rec 1 GW sample (2 @ 40 ml VOA vials) from Chuck Sorden on ice. Field No. DPT673@58' (1435); LabID TT121018-W030
1446 Remove 10 ml GW sample W-029 from VOA vial W-029C-1. Add int/surr stds. Load onto PT-5. FN: LC34-DPT673@53' / Lab ID: TT121018-W-029. 1456 Inject.
1503 Remove 10 ml GW sample W-030 from VOA vial W-030C-1. Add int/surr stds. Load onto PT-5. FN: LC34-DPT673@58' / Lab ID: TT121018-W-030. 1513 Inject.
1505 Rec 1 GW sample (2 @ 40 ml VOA vials) from Chuck Sorden on ice. Field No. DPT673@63' (1500); LabID TT121018-W031
1521 Remove 3 ml GW sample W-031 from VOA vial W-031C-1. Add int/surr stds. Load onto PT-5. FN: LC34-DPT673@63' / Lab ID: TT121018-W-031. 1531 Inject.
1530 Rec 1 GW sample (2 @ 40 ml VOA vials) from Chuck Sorden on ice. Field No. DPT673@68' (1525); LabID TT121018-W032
1537 Remove 10 ml GW sample W-031 from VOA vial W-031C-2. Add int/surr stds. Load onto PT-5. FN: LC34-DPT673@63' / Lab ID: TT121018-W-031r. 1547 Inject.
1554 Remove 10 ml GW sample W-032 from VOA vial W-032C-1. Add int/surr stds. Load onto PT-5. FN: LC34-DPT673@68' / Lab ID: TT121018-W-032. 1604 Inject.
1555 Rec 1 GW sample (2 @ 40 ml VOA vials) from Chuck Sorden on ice. Field No. DPT673@73' (1550); LabID TT121018-W033
1612 Remove 10 ml GW sample W-033 from VOA vial W-033C-1. Add int/surr stds. Load onto PT-5. FN: LC34-DPT673@73' / Lab ID: TT121018-W-033. 1622 Inject.
1620 Rec 1 GW sample (2 @ 40 ml VOA vials) from Chuck Sorden on ice. Field No. DPT673@78' (1615); LabID TT121018-W034
1629 Remove 10 ml GW sample W-034 from VOA vial W-034C-1. Add int/surr stds. Load onto PT-5. FN: LC34-DPT673@78' / Lab ID: TT121018-W-034. 1639 Inject.
1647 Rec 1 GW sample (2 @ 40 ml VOA vials) from Chuck Sorden on ice. Field No. DPT673@83' (1645); LabID TT121018-W035
1648 Remove 10 ml GW sample W-035 from VOA vial W-035C-1. Add int/surr stds. Load onto PT-5. FN: LC34-DPT673@83' / Lab ID: TT121018-W-035. 1658 Inject.

12/12/18 Activities:

0805 Rec 1 GW sample (2 @ 40 ml VOA vials) from Chuck Sorden on ice. Temp = 51F. Field No. DPT673@88' (1720 12/11); LabID TT121018-W036
0811 Run BFB Dynamic hardware tune ; Refrigerator # 9 temp < -5C(corrected) ; Ambient temp 45 F. JG Finneran C#340024-2895 lot# 7939181551V1
0812 Run method blank in (fn: 121218blk1.d) 10 ml H20. All analyte responses equal to or < 50% of lowest quantitation calibration standard.Tune Good.
0825 Rec 1 GW sample (2 @ 40 ml VOA vials) from Chuck Sorden on ice. Field No. DPT673@93' (0820); LabID TT121018-W037
0829 Run 10ml H20 with 100ng spike (fn: 121218ccv1.d). All compound responses between within 20 % expected response and ion ratios within 30% expected ratio.
0835 Remove 10 ml GW sample W-036 from VOA vial W-036C-1. Add int/surr stds. Load onto PT-5. FN: LC34-DPT673@88' / Lab ID: TT121018-W-036. 0845 Inject.
0852 Remove 10 ml GW sample W-036 from VOA vial W-036C-2. Add 100ng,int/surr stds. Load onto PT-5. FN: LC34-DPT673@88' / Lab ID: TT121018-W-036MS. 0902 Inject.
0855 Rec 1 GW sample (2 @ 40 ml VOA vials) from Chuck Sorden on ice. Field No. DPT673@98' (0850); LabID TT121018-W038

Sampler / Company On-site: Chuck Sorden - Tetratetch

Delays: _____

Weather: _____

Date: 12/11-12/18 Page 2 of 9

Signature: _____

Important phone calls / Changes:

ANALYTICAL LABORATORIES OF FLORIDA

FIELD ACTIVITIES FORM

Project Name: LC34 ALF Project: TT121018

Address: KSC, FL.

PROJECT NOTES:

Method: EPA8260D; Target Compounds: Vinyl chloride, 1,1-dce, F113, c/t-12,DCE and TCE. Lab#1/GC#5

12/12/18 Activities: Calibrate GC#5/Lab#1 Ref#2 Temperature: < 5C 0700 hrs.

0909 Remove 10 ml GW sample W-037 from VOA vial W-037C-1. Add int/surr stds. Load onto PT-5. FN: LC34-DPT673@93' / Lab ID: TT121018-W-037. 0919 Inject.

0926 Remove 10 ml GW sample W-037 from VOA vial W-037C-2. Add int/surr stds. Load onto PT-5. FN: LC34-DPT673@93' / Lab ID: TT121018-W-037dup. 0936 Inject.

0943 Remove 10 ml GW sample W-038 from VOA vial W-038C-1. Add int/surr stds. Load onto PT-5. FN: LC34-DPT673@98' / Lab ID: TT121018-W-038. 0953 Inject.

1047 Rec 1 GW sample (2 @ 40 ml VOA vials) from Chuck Sorden on ice. Field No. DPT674@8' (1045); LabID TT121018-W039

1048 Remove 10 ml GW sample W-039 from VOA vial W-039C-1. Add int/surr stds. Load onto PT-5. FN: LC34-DPT674@8' / Lab ID: TT121018-W-039. 1058 Inject.

1100 Rec 1 GW sample (2 @ 40 ml VOA vials) from Chuck Sorden on ice. Field No. DPT674@13' (1055); LabID TT121018-W040

1105 Remove 10 ml GW sample W-040 from VOA vial W-040C-1. Add int/surr stds. Load onto PT-5. FN: LC34-DPT674@13' / Lab ID: TT121018-W-040. 1115 Inject.

1110 Rec 1 GW sample (2 @ 40 ml VOA vials) from Chuck Sorden on ice. Field No. DPT674@18' (1105); LabID TT121018-W041

1120 Rec 1 GW sample (2 @ 40 ml VOA vials) from Chuck Sorden on ice. Field No. DPT674@23' (1115); LabID TT121018-W042

1122 Remove 10 ml GW sample W-041 from VOA vial W-041C-1. Add int/surr stds. Load onto PT-5. FN: LC34-DPT674@18' / Lab ID: TT121018-W-041. 1132 Inject.

1135 Rec 1 GW sample (2 @ 40 ml VOA vials) from Chuck Sorden on ice. Field No. DPT674@28' (1130); LabID TT121018-W043

1139 Remove 10 ml GW sample W-042 from VOA vial W-042C-1. Add int/surr stds. Load onto PT-5. FN: LC34-DPT674@23' / Lab ID: TT121018-W-042. 1149 Inject.

1150 Rec 1 GW sample (2 @ 40 ml VOA vials) from Chuck Sorden on ice. Field No. DPT674@33' (1145); LabID TT121018-W044

1156 Remove 0.1 ml GW sample W-043 from VOA vial W-043C-1. Add int/surr stds. Load onto PT-5. FN: LC34-DPT674@28' / Lab ID: TT121018-W-043. 1206 Inject.

1205 Rec 1 GW sample (2 @ 40 ml VOA vials) from Chuck Sorden on ice. Field No. DPT674@38' (1200); LabID TT121018-W045

1213 Remove 0.04 ml GW sample W-044 from VOA vial W-044C-1. Add int/surr stds. Load onto PT-5. FN: LC34-DPT674@33' / Lab ID: TT121018-W-044. 1223 Inject.

1230 Remove 0.05 ml GW sample W-045 from VOA vial W-045C-1. Add int/surr stds. Load onto PT-5. FN: LC34-DPT674@38' / Lab ID: TT121018-W-045. 1240 Inject.

1245 Rec 1 GW sample (2 @ 40 ml VOA vials) from Chuck Sorden on ice. Field No. DPT674@43' (1240); LabID TT121018-W046

1247 Remove 0.25 ml GW sample W-046 from VOA vial W-046C-1. Add int/surr stds. Load onto PT-5. FN: LC34-DPT674@43' / Lab ID: TT121018-W-046. 1257 Inject.

1303 Remove 5 ml GW sample W-046 from VOA vial W-046C-2. Add int/surr stds. Load onto PT-5. FN: LC34-DPT674@43' / Lab ID: TT121018-W-046R. 1313 Inject.

1305 Rec 1 GW sample (2 @ 40 ml VOA vials) from Chuck Sorden on ice. Field No. DPT674@48' (1300); LabID TT121018-W047

1321 Remove 10 ml GW sample W-047 from VOA vial W-047C-1. Add int/surr stds. Load onto PT-5. FN: LC34-DPT674@48' / Lab ID: TT121018-W-047. 1331 Inject.

1325 Rec 1 GW sample (2 @ 40 ml VOA vials) from Chuck Sorden on ice. Field No. DPT674@53' (1320); LabID TT121018-W048

1338 Remove 10 ml GW sample W-048 from VOA vial W-048C-1. Add int/surr stds. Load onto PT-5. FN: LC34-DPT674@53' / Lab ID: TT121018-W-048. 1348 Inject.

1350 Rec 1 GW sample (2 @ 40 ml VOA vials) from Chuck Sorden on ice. Field No. DPT674@58' (1345); LabID TT121018-W049

1400 Remove 10 ml GW sample W-049 from VOA vial W-049C-1. Add int/surr stds. Load onto PT-5. FN: LC34-DPT674@58' / Lab ID: TT121018-W-049. 1410 Inject.

1415 Rec 1 GW sample (2 @ 40 ml VOA vials) from Chuck Sorden on ice. Field No. DPT674@63' (1410); LabID TT121018-W050

1417 Remove 10 ml GW sample W-050 from VOA vial W-050C-1. Add int/surr stds. Load onto PT-5. FN: LC34-DPT674@63' / Lab ID: TT121018-W-050. 1427 Inject.

1441 Rec 1 GW sample (2 @ 40 ml VOA vials) from Chuck Sorden on ice. Field No. DPT674@68' (1440); LabID TT121018-W051

1442 Remove 10 ml GW sample W-051 from VOA vial W-051C-1. Add int/surr stds. Load onto PT-5. FN: LC34-DPT674@68' / Lab ID: TT121018-W-051. 1452 Inject.

1510 Rec 1 GW sample (2 @ 40 ml VOA vials) from Chuck Sorden on ice. Field No. DPT674@73' (1505); LabID TT121018-W052

1512 Remove 10 ml GW sample W-052 from VOA vial W-052C-1. Add int/surr stds. Load onto PT-5. FN: LC34-DPT674@73' / Lab ID: TT121018-W-052. 1522 Inject.

1529 Remove 5 ml GW sample W-052 from VOA vial W-052C-2. Add int/surr stds. Load onto PT-5. FN: LC34-DPT674@73' / Lab ID: TT121018-W-052r. 1539 Inject.

1535 Rec 1 GW sample (2 @ 40 ml VOA vials) from Chuck Sorden on ice. Field No. DPT674@78' (1530); LabID TT121018-W053

1544 Remove 0.20 ml GW sample W-053 from VOA vial W-053C-1. Add int/surr stds. Load onto PT-5. FN: LC34-DPT674@78' / Lab ID: TT121018-W-053. 1554 Inject.

1605 Rec 1 GW sample (2 @ 40 ml VOA vials) from Chuck Sorden on ice. Field No. DPT674@83' (1600); LabID TT121018-W054

1606 Remove 2 ml GW sample W-053 from VOA vial W-053C-2. Add int/surr stds. Load onto PT-5. FN: LC34-DPT674@78' / Lab ID: TT121018-W-053r. 1616 Inject.

1620 Remove 10 ml GW sample W-054 from VOA vial W-054C-1. Add int/surr stds. Load onto PT-5. FN: LC34-DPT674@83' / Lab ID: TT121018-W-054. 1630 Inject.

1630 Rec 1 GW sample (2 @ 40 ml VOA vials) from Chuck Sorden on ice. Field No. DPT674@88' (1625); LabID TT121018-W055

1637 Remove 10 ml GW sample W-055 from VOA vial W-055C-1. Add int/surr stds. Load onto PT-5. FN: LC34-DPT674@88' / Lab ID: TT121018-W-055. 1647 Inject.

12/13/18 Activities:

0805 Rec 1 GW sample (2 @ 40 ml VOA vials) from Chuck Sorden on ice. Temp = 53F. Field No. DPT674@93' (1700 12/12); LabID TT121018-W056

0805 Rec 1 GW sample (2 @ 40 ml VOA vials) from Chuck Sorden on ice. Field No. DPT674@98' (1730 12/12); LabID TT121018-W057

0817 Run BFB Dynamic hardware tune ; Refrigerator # 9 temp < -5C(corrected) ; Ambient temp 61 F. JG Finneran C#340024-2895 lot# 7939181551V1

0821 Run method blank in (fn: 121318blk1.d) 10 ml H20. All analyte responses equal to or < 50% of lowest quantitation calibration standard.Tune Good.

0838 Run 10ml H20 with 100ng spike (fn: 121318ccv1.d). All compound responses between within 20 % expected response and ion ratios within 30% expected ratio.

0845 Remove 10 ml GW sample W-056 from VOA vial W-056C-1. Add int/surr stds. Load onto PT-5. FN: LC34-DPT674@93' / Lab ID: TT121018-W-056. 0855 Inject.

0903 Remove 10 ml GW sample W-056 from VOA vial W-056C-2. Add int/surr stds. Load onto PT-5. FN: LC34-DPT674@93' / Lab ID: TT121018-W-056DUP. 0913 Inject.

0920 Remove 0.5 ml GW sample W-057 from VOA vial W-057C-1. Add int/surr stds. Load onto PT-5. FN: LC34-DPT674@98' / Lab ID: TT121018-W-057. 0930 Inject.

0925 Rec 1 GW sample (2 @ 40 ml VOA vials) from Chuck Sorden on ice. Field No. DPT675@8' (0920); LabID TT121018-W058

0935 Rec 1 GW sample (2 @ 40 ml VOA vials) from Chuck Sorden on ice. Field No. DPT675@13' (0930); LabID TT121018-W059

0937 Remove 10 ml GW sample W-058 from VOA vial W-058C-1. Add int/surr stds. Load onto PT-5. FN: LC34-DPT675@8' / Lab ID: TT121018-W-058. 0947 Inject.

Sampler / Company On-site: Chuck Sorden - Tetratetch

Delays: _____

Weather: _____

Date: 12/12-13/18 Page 3 of 9

Signature: 

Important phone calls / Changes:

ANALYTICAL LABORATORIES OF FLORIDA

FIELD ACTIVITIES FORM

Project Name: LC34 ALF Project: TT121018

Address: KSC, FL.

PROJECT NOTES:

Method: EPA8260D; Target Compounds: Vinyl chloride, 1,1-dce, F113, c/t-12,DCE and TCE. Lab#1/GC#5

12/13/18 Activities: Calibrate GC#5/Lab#1 Ref#2 Temperature: < 5C 0700 hrs.

0945 Rec 1 GW sample (2 @ 40 ml VOA vials) from Chuck Sorden on ice. Field No. DPT675@18' (0940); LabID TT121018-W060

0954 Remove 10 ml GW sample W-058 from VOA vial W-058C-2. Add 100NG,int/surr stds. Load onto PT-5. FN: LC34-DPT675@8' / Lab ID: TT121018-W-058ms. 1004 Inject.

0955 Rec 1 GW sample (2 @ 40 ml VOA vials) from Chuck Sorden on ice. Field No. DPT675@23' (0950); LabID TT121018-W061

1011 Remove 10 ml GW sample W-059 from VOA vial W-059C-1. Add int/surr stds. Load onto PT-5. FN: LC34-DPT675@13' / Lab ID: TT121018-W-059. 1021 Inject.

1015 Rec 1 GW sample (2 @ 40 ml VOA vials) from Chuck Sorden on ice. Field No. DPT675@28' (1005); LabID TT121018-W062

1025 Rec 1 GW sample (2 @ 40 ml VOA vials) from Chuck Sorden on ice. Field No. DPT675@33' (1020); LabID TT121018-W063

1031 Remove 10 ml GW sample W-060 from VOA vial W-060C-1. Add int/surr stds. Load onto PT-5. FN: LC34-DPT675@18' / Lab ID: TT121018-W-060. 1041 Inject.

1040 Rec 1 GW sample (2 @ 40 ml VOA vials) from Chuck Sorden on ice. Field No. DPT675@38' (1035); LabID TT121018-W064

1048 Remove 5 ml GW sample W-061 from VOA vial W-061C-1. Add int/surr stds. Load onto PT-5. FN: LC34-DPT675@23' / Lab ID: TT121018-W-061. 1058 Inject.

1055 Rec 1 GW sample (2 @ 40 ml VOA vials) from Chuck Sorden on ice. Field No. DPT675@43' (1050); LabID TT121018-W065

1105 Remove 3 ml GW sample W-062 from VOA vial W-062C-1. Add int/surr stds. Load onto PT-5. FN: LC34-DPT675@28' / Lab ID: TT121018-W-062. 1115 Inject.

1110 Rec 1 GW sample (2 @ 40 ml VOA vials) from Chuck Sorden on ice. Field No. DPT675@48' (1105); LabID TT121018-W066

1124 Remove 0.25 ml GW sample W-063 from VOA vial W-063C-1. Add int/surr stds. Load onto PT-5. FN: LC34-DPT675@33' / Lab ID: TT121018-W-063. 1134 Inject.

1135 Rec 1 GW sample (2 @ 40 ml VOA vials) from Chuck Sorden on ice. Field No. DPT675@48' (1130); LabID TT121018-W067

1141 Remove 0.035 ml GW sample W-064 from VOA vial W-064C-1. Add int/surr stds. Load onto PT-5. FN: LC34-DPT675@38' / Lab ID: TT121018-W-064. 1151 Inject.

1159 Remove 0.035 ml GW sample W-065 from VOA vial W-065C-1. Add int/surr stds. Load onto PT-5. FN: LC34-DPT675@43' / Lab ID: TT121018-W-065. 1209 Inject.

1217 Remove 3 ml GW sample W-066 from VOA vial W-066C-1. Add int/surr stds. Load onto PT-5. FN: LC34-DPT675@48' / Lab ID: TT121018-W-066. 1227 Inject.

1235 Rec 1 GW sample (2 @ 40 ml VOA vials) from Chuck Sorden on ice. Field No. DPT675@58' (1230); LabID TT121018-W068

1235 Remove 10 ml GW sample W-066 from VOA vial W-066C-2. Add int/surr stds. Load onto PT-5. FN: LC34-DPT675@48' / Lab ID: TT121018-W-066R. 1245 Inject.

1251 Remove 10 ml GW sample W-067 from VOA vial W-067C-1. Add int/surr stds. Load onto PT-5. FN: LC34-DPT675@53' / Lab ID: TT121018-W-067. 1301 Inject.

1300 Rec 1 GW sample (2 @ 40 ml VOA vials) from Chuck Sorden on ice. Field No. DPT675@63' (1255); LabID TT121018-W069

1310 Remove 10 ml GW sample W-068 from VOA vial W-068C-1. Add int/surr stds. Load onto PT-5. FN: LC34-DPT675@58' / Lab ID: TT121018-W-068. 1320 Inject.

1324 Remove 10 ml GW sample W-069 from VOA vial W-069C-1. Add int/surr stds. Load onto PT-5. FN: LC34-DPT675@63' / Lab ID: TT121018-W-069. 1334 Inject.

1335 Rec 1 GW sample (2 @ 40 ml VOA vials) from Chuck Sorden on ice. Field No. DPT675@68' (1330); LabID TT121018-W070

1344 Remove 10 ml GW sample W-070 from VOA vial W-070C-1. Add int/surr stds. Load onto PT-5. FN: LC34-DPT675@68' / Lab ID: TT121018-W-070. 1354 Inject.

1400 Rec 1 GW sample (2 @ 40 ml VOA vials) from Chuck Sorden on ice. Field No. DPT675@73' (1355); LabID TT121018-W071

1415 Remove 0.035 ml GW sample W-071 from VOA vial W-071C-1. Add int/surr stds. Load onto PT-5. FN: LC34-DPT675@73' / Lab ID: TT121018-W-071. 1425 Inject.

1425 Rec 1 GW sample (2 @ 40 ml VOA vials) from Chuck Sorden on ice. Field No. DPT675@78' (1420); LabID TT121018-W072

1432 Remove 1 ml GW sample W-072 from VOA vial W-072C-1. Add int/surr stds. Load onto PT-5. FN: LC34-DPT675@78' / Lab ID: TT121018-W-072. 1442 Inject.

1455 Rec 1 GW sample (2 @ 40 ml VOA vials) from Chuck Sorden on ice. Field No. DPT675@83' (1450); LabID TT121018-W073

1503 Remove 0.02 ml GW sample W-072 from VOA vial W-072C-2. Add int/surr stds. Load onto PT-5. FN: LC34-DPT675@78' / Lab ID: TT121018-W-072R. 1513 Inject.

1520 Remove 3 ml GW sample W-073 from VOA vial W-073C-1. Add int/surr stds. Load onto PT-5. FN: LC34-DPT675@83' / Lab ID: TT121018-W-073. 1530 Inject.

1530 Rec 1 GW sample (2 @ 40 ml VOA vials) from Chuck Sorden on ice. Field No. DPT675@88' (1525); LabID TT121018-W074

1545 Remove 10 ml GW sample W-074 from VOA vial W-074C-1. Add int/surr stds. Load onto PT-5. FN: LC34-DPT675@88' / Lab ID: TT121018-W-074. 1555 Inject.

1603 Rec 1 GW sample (2 @ 40 ml VOA vials) from Chuck Sorden on ice. Field No. DPT675@93' (1600); LabID TT121018-W075

1604 Remove 10 ml GW sample W-075 from VOA vial W-075C-1. Add int/surr stds. Load onto PT-5. FN: LC34-DPT675@93' / Lab ID: TT121018-W-075. 1615 Inject.

1625 Discard samples in IDW drum.

1636 Rec 1 GW sample (2 @ 40 ml VOA vials) from Chuck Sorden on ice. Field No. DPT675@98' (1635); LabID TT121018-W076

12/14/18 Activities:

0749 Run BFB Dynamic hardware tune ; Refrigerator # 9 temp < -5C(corrected) ; Ambient temp 68 F. JG Finneran C#340024-2895 lot# 7939181551V1

0750 Run method blank in (fn: 121418blk1.d) 10 ml H20. All analyte responses equal to or < 50% of lowest quantitation calibration standard.Tune Good.

0807 Run 10ml H20 with 100ng spike (fn: 121418ccv1.d). All compound responses between within 20 % expected response and ion ratios within 30% expected ratio.

0813 Remove 3 ml GW sample W-076 from VOA vial W-076C-1. Add int/surr stds. Load onto PT-5. FN: LC34-DPT675@98' / Lab ID: TT121018-W-076. 0823 Inject.

0815 Rec 1 GW sample (2 @ 40 ml VOA vials) from Chuck Sorden on ice. Field No. DPT676@8' (0810); LabID TT121018-W077

0825 Rec 1 GW sample (2 @ 40 ml VOA vials) from Chuck Sorden on ice. Field No. DPT676@13' (0820); LabID TT121018-W078

0830 Remove 3 ml GW sample W-076 from VOA vial W-076C-2. Add int/surr stds. Load onto PT-5. FN: LC34-DPT675@98' / Lab ID: TT121018-W-076DUP. 0840 Inject.

0835 Rec 1 GW sample (2 @ 40 ml VOA vials) from Chuck Sorden on ice. Field No. DPT676@18' (0830); LabID TT121018-W079

0845 Rec 1 GW sample (2 @ 40 ml VOA vials) from Chuck Sorden on ice. Field No. DPT676@23' (0840); LabID TT121018-W080

0846 Remove 10 ml GW sample W-077 from VOA vial W-077C-1. Add int/surr stds. Load onto PT-5. FN: LC34-DPT676@8' / Lab ID: TT121018-W-077. 0856 Inject.

0855 Rec 1 GW sample (2 @ 40 ml VOA vials) from Chuck Sorden on ice. Field No. DPT676@28' (0850); LabID TT121018-W081

0903 Remove 10 ml GW sample W-077 from VOA vial W-077C-2. Add 100NG,int/surr stds. Load onto PT-5. FN: LC34-DPT676@8' / Lab ID: TT121018-W-077ms. 0913 Inject.

0915 Rec 1 GW sample (2 @ 40 ml VOA vials) from Chuck Sorden on ice. Field No. DPT676@33' (0910); LabID TT121018-W082

0921 Remove 5 ml GW sample W-078 from VOA vial W-078C-1. Add int/surr stds. Load onto PT-5. FN: LC34-DPT676@13' / Lab ID: TT121018-W-078. 0931 Inject.

0930 Rec 1 GW sample (2 @ 40 ml VOA vials) from Chuck Sorden on ice. Field No. DPT676@38' (0925); LabID TT121018-W083

Sampler / Company On-site: Chuck Sorden - Tetratetch

Delays:

Weather:

Date: 12/13-14/18

Signature:

Important phone calls / Changes:

Analytical Laboratories of Florida, Inc.
TT121018 Lab Report

Sample	Matrix	Sample Date	Top Depth	Bottom Depth	SDG	Parameter	CAS	Lab Result	Lab Qualifier	Units
LC34-DPT0673-078.0-20181211	GW	12/11/2018	76	80	TT121018	TRANS-1,2-DICHLOROETHENE	156-60-5	1		UG/L
LC34-DPT0673-083.0-20181211	GW	12/11/2018	81	85	TT121018	1,1-DICHLOROETHENE	75-35-4	1	U	UG/L
LC34-DPT0673-083.0-20181211	GW	12/11/2018	81	85	TT121018	VINYL CHLORIDE	75-01-4	4		UG/L
LC34-DPT0673-088.0-20181211	GW	12/11/2018	86	90	TT121018	TRANS-1,2-DICHLOROETHENE	156-60-5	1	U	UG/L
LC34-DPT0673-093.0-20181212	GW	12/12/2018	91	95	TT121018	1,1-DICHLOROETHENE	75-35-4	1	U	UG/L
LC34-DPT0673-093.0-20181212	GW	12/12/2018	91	95	TT121018	VINYL CHLORIDE	75-01-4	5		UG/L
LC34-DPT0673-098.0-20181212	GW	12/12/2018	96	100	TT121018	TRANS-1,2-DICHLOROETHENE	156-60-5	1	U	UG/L
LC34-DPT0674-008.0-20181212	GW	12/12/2018	6	10	TT121018	1,1-DICHLOROETHENE	75-35-4	1	U	UG/L
LC34-DPT0674-008.0-20181212	GW	12/12/2018	6	10	TT121018	VINYL CHLORIDE	75-01-4	1	U	UG/L
LC34-DPT0674-013.0-20181212	GW	12/12/2018	11	15	TT121018	TRANS-1,2-DICHLOROETHENE	156-60-5	1	U	UG/L
LC34-DPT0674-018.0-20181212	GW	12/12/2018	16	20	TT121018	1,1-DICHLOROETHENE	75-35-4	1	U	UG/L
LC34-DPT0674-018.0-20181212	GW	12/12/2018	16	20	TT121018	VINYL CHLORIDE	75-01-4	72		UG/L
LC34-DPT0674-023.0-20181212	GW	12/12/2018	21	25	TT121018	TRANS-1,2-DICHLOROETHENE	156-60-5	1		UG/L
LC34-DPT0674-028.0-20181212	GW	12/12/2018	26	30	TT121018	1,1-DICHLOROETHENE	75-35-4	100	U	UG/L
LC34-DPT0674-028.0-20181212	GW	12/12/2018	26	30	TT121018	VINYL CHLORIDE	75-01-4	5200		UG/L
LC34-DPT0674-033.0-20181212	GW	12/12/2018	31	35	TT121018	TRANS-1,2-DICHLOROETHENE	156-60-5	2900		UG/L
LC34-DPT0674-038.0-20181212	GW	12/12/2018	36	40	TT121018	1,1-DICHLOROETHENE	75-35-4	200	U	UG/L
LC34-DPT0674-038.0-20181212	GW	12/12/2018	36	40	TT121018	VINYL CHLORIDE	75-01-4	7400		UG/L
LC34-DPT0674-043.0-20181212	GW	12/12/2018	41	45	TT121018	TRANS-1,2-DICHLOROETHENE	156-60-5	2	U	UG/L
LC34-DPT0674-048.0-20181212	GW	12/12/2018	46	50	TT121018	1,1-DICHLOROETHENE	75-35-4	1	U	UG/L
LC34-DPT0674-048.0-20181212	GW	12/12/2018	46	50	TT121018	VINYL CHLORIDE	75-01-4	6		UG/L
LC34-DPT0674-053.0-20181212	GW	12/12/2018	51	55	TT121018	TRANS-1,2-DICHLOROETHENE	156-60-5	1	U	UG/L
LC34-DPT0674-058.0-20181212	GW	12/12/2018	56	60	TT121018	1,1-DICHLOROETHENE	75-35-4	1	U	UG/L
LC34-DPT0674-058.0-20181212	GW	12/12/2018	56	60	TT121018	VINYL CHLORIDE	75-01-4	1	U	UG/L
LC34-DPT0674-063.0-20181212	GW	12/12/2018	61	65	TT121018	TRANS-1,2-DICHLOROETHENE	156-60-5	1	U	UG/L
LC34-DPT0674-068.0-20181212	GW	12/12/2018	66	70	TT121018	1,1-DICHLOROETHENE	75-35-4	1	U	UG/L
LC34-DPT0674-068.0-20181212	GW	12/12/2018	66	70	TT121018	VINYL CHLORIDE	75-01-4	1	U	UG/L
LC34-DPT0674-073.0-20181212	GW	12/12/2018	71	75	TT121018	TRANS-1,2-DICHLOROETHENE	156-60-5	26		UG/L
LC34-DPT0674-078.0-20181212	GW	12/12/2018	76	80	TT121018	1,1-DICHLOROETHENE	75-35-4	5		UG/L
LC34-DPT0674-078.0-20181212	GW	12/12/2018	76	80	TT121018	VINYL CHLORIDE	75-01-4	5	U	UG/L
LC34-DPT0674-083.0-20181212	GW	12/12/2018	81	85	TT121018	TRANS-1,2-DICHLOROETHENE	156-60-5	1	U	UG/L
LC34-DPT0674-088.0-20181212	GW	12/12/2018	86	90	TT121018	1,1-DICHLOROETHENE	75-35-4	1	U	UG/L
LC34-DPT0674-088.0-20181212	GW	12/12/2018	86	90	TT121018	VINYL CHLORIDE	75-01-4	3		UG/L
LC34-DPT0674-093.0-20181212	GW	12/12/2018	91	95	TT121018	TRANS-1,2-DICHLOROETHENE	156-60-5	1	U	UG/L
LC34-DPT0674-098.0-20181212	GW	12/12/2018	96	100	TT121018	1,1-DICHLOROETHENE	75-35-4	20	U	UG/L
LC34-DPT0674-098.0-20181212	GW	12/12/2018	96	100	TT121018	VINYL CHLORIDE	75-01-4	20	U	UG/L
LC34-DPT0675-008.0-20181213	GW	12/13/2018	6	10	TT121018	TRANS-1,2-DICHLOROETHENE	156-60-5	1	U	UG/L
LC34-DPT0675-013.0-20181213	GW	12/13/2018	11	15	TT121018	1,1-DICHLOROETHENE	75-35-4	1	U	UG/L
LC34-DPT0675-013.0-20181213	GW	12/13/2018	11	15	TT121018	VINYL CHLORIDE	75-01-4	25		UG/L
LC34-DPT0675-018.0-20181213	GW	12/13/2018	16	20	TT121018	TRANS-1,2-DICHLOROETHENE	156-60-5	1	U	UG/L

Sample	Matrix	Sample Date	Top Depth	Bottom Depth	SDG	Parameter	CAS	Lab Result	Lab Qualifier	Units
LC34-DPT0675-023.0-20181213	GW	12/13/2018	21	25	TT121018	1,1-DICHLOROETHENE	75-35-4	2	U	UG/L
LC34-DPT0675-023.0-20181213	GW	12/13/2018	21	25	TT121018	VINYL CHLORIDE	75-01-4	59		UG/L
LC34-DPT0675-028.0-20181213	GW	12/13/2018	26	30	TT121018	TRANS-1,2-DICHLOROETHENE	156-60-5	6		UG/L
LC34-DPT0675-033.0-20181213	GW	12/13/2018	31	35	TT121018	1,1-DICHLOROETHENE	75-35-4	40	U	UG/L
LC34-DPT0675-033.0-20181213	GW	12/13/2018	31	35	TT121018	VINYL CHLORIDE	75-01-4	680		UG/L
LC34-DPT0675-038.0-20181213	GW	12/13/2018	36	40	TT121018	TRANS-1,2-DICHLOROETHENE	156-60-5	2600		UG/L
LC34-DPT0675-043.0-20181213	GW	12/13/2018	41	45	TT121018	1,1-DICHLOROETHENE	75-35-4	290	U	UG/L
LC34-DPT0675-043.0-20181213	GW	12/13/2018	41	45	TT121018	VINYL CHLORIDE	75-01-4	6400		UG/L
LC34-DPT0675-048.0-20181213	GW	12/13/2018	46	50	TT121018	TRANS-1,2-DICHLOROETHENE	156-60-5	1	U	UG/L
LC34-DPT0675-053.0-20181213	GW	12/13/2018	51	55	TT121018	1,1-DICHLOROETHENE	75-35-4	1	U	UG/L
LC34-DPT0675-053.0-20181213	GW	12/13/2018	51	55	TT121018	VINYL CHLORIDE	75-01-4	2		UG/L
LC34-DPT0675-058.0-20181213	GW	12/13/2018	56	60	TT121018	TRANS-1,2-DICHLOROETHENE	156-60-5	2		UG/L
LC34-DPT0675-063.0-20181213	GW	12/13/2018	61	65	TT121018	1,1-DICHLOROETHENE	75-35-4	1	U	UG/L
LC34-DPT0675-063.0-20181213	GW	12/13/2018	61	65	TT121018	VINYL CHLORIDE	75-01-4	1	U	UG/L
LC34-DPT0675-068.0-20181213	GW	12/13/2018	66	70	TT121018	TRANS-1,2-DICHLOROETHENE	156-60-5	2		UG/L
LC34-DPT0675-073.0-20181213	GW	12/13/2018	71	75	TT121018	1,1-DICHLOROETHENE	75-35-4	290	U	UG/L
LC34-DPT0675-073.0-20181213	GW	12/13/2018	71	75	TT121018	VINYL CHLORIDE	75-01-4	290	U	UG/L
LC34-DPT0675-078.0-20181213	GW	12/13/2018	76	80	TT121018	TRANS-1,2-DICHLOROETHENE	156-60-5	82		UG/L
LC34-DPT0675-083.0-20181213	GW	12/13/2018	81	85	TT121018	1,1-DICHLOROETHENE	75-35-4	3	U	UG/L
LC34-DPT0675-083.0-20181213	GW	12/13/2018	81	85	TT121018	VINYL CHLORIDE	75-01-4	3	U	UG/L
LC34-DPT0675-088.0-20181213	GW	12/13/2018	86	90	TT121018	TRANS-1,2-DICHLOROETHENE	156-60-5	1	U	UG/L
LC34-DPT0675-093.0-20181213	GW	12/13/2018	91	95	TT121018	1,1-DICHLOROETHENE	75-35-4	1	U	UG/L
LC34-DPT0675-093.0-20181213	GW	12/13/2018	91	95	TT121018	VINYL CHLORIDE	75-01-4	7		UG/L
LC34-DPT0675-098.0-20181213	GW	12/13/2018	96	100	TT121018	TRANS-1,2-DICHLOROETHENE	156-60-5	5	NULL	UG/L
LC34-DPT0676-008.0-20181214	GW	12/14/2018	6	10	TT121018	1,1-DICHLOROETHENE	75-35-4	1	U	UG/L
LC34-DPT0676-008.0-20181214	GW	12/14/2018	6	10	TT121018	VINYL CHLORIDE	75-01-4	1	U	UG/L
LC34-DPT0676-013.0-20181214	GW	12/14/2018	11	15	TT121018	TRANS-1,2-DICHLOROETHENE	156-60-5	11		UG/L
LC34-DPT0676-018.0-20181214	GW	12/14/2018	16	20	TT121018	1,1-DICHLOROETHENE	75-35-4	20	U	UG/L
LC34-DPT0676-018.0-20181214	GW	12/14/2018	16	20	TT121018	VINYL CHLORIDE	75-01-4	290		UG/L
LC34-DPT0676-023.0-20181214	GW	12/14/2018	21	25	TT121018	TRANS-1,2-DICHLOROETHENE	156-60-5	940		UG/L
LC34-DPT0676-028.0-20181214	GW	12/14/2018	26	30	TT121018	1,1-DICHLOROETHENE	75-35-4	290	U	UG/L
LC34-DPT0676-028.0-20181214	GW	12/14/2018	26	30	TT121018	VINYL CHLORIDE	75-01-4	41400		UG/L
LC34-DPT0676-033.0-20181214	GW	12/14/2018	31	35	TT121018	TRANS-1,2-DICHLOROETHENE	156-60-5	290	U	UG/L
LC34-DPT0676-038.0-20181214	GW	12/14/2018	36	40	TT121018	1,1-DICHLOROETHENE	75-35-4	100	U	UG/L
LC34-DPT0676-038.0-20181214	GW	12/14/2018	36	40	TT121018	VINYL CHLORIDE	75-01-4	7100		UG/L
LC34-DPT0676-043.0-20181214	GW	12/14/2018	41	45	TT121018	TRANS-1,2-DICHLOROETHENE	156-60-5	1	U	UG/L
LC34-DPT0676-048.0-20181214	GW	12/14/2018	46	50	TT121018	1,1-DICHLOROETHENE	75-35-4	1	U	UG/L
LC34-DPT0676-048.0-20181214	GW	12/14/2018	46	50	TT121018	VINYL CHLORIDE	75-01-4	1	U	UG/L
LC34-DPT0676-053.0-20181214	GW	12/14/2018	51	55	TT121018	TRANS-1,2-DICHLOROETHENE	156-60-5	1	U	UG/L
LC34-DPT0676-058.0-20181214	GW	12/14/2018	56	60	TT121018	1,1-DICHLOROETHENE	75-35-4	1	U	UG/L

Sample	Matrix	Sample Date	Top Depth	Bottom Depth	SDG	Parameter	CAS	Lab Result	Lab Qualifier	Units
LC34-DPT0676-058.0-20181214	GW	12/14/2018	56	60	TT121018	VINYL CHLORIDE	75-01-4	1	U	UG/L
LC34-DPT0676-063.0-20181214	GW	12/14/2018	61	65	TT121018	TRANS-1,2-DICHLOROETHENE	156-60-5	1	U	UG/L
LC34-DPT0676-068.0-20181214	GW	12/14/2018	66	70	TT121018	1,1-DICHLOROETHENE	75-35-4	1	U	UG/L
LC34-DPT0676-068.0-20181214	GW	12/14/2018	66	70	TT121018	VINYL CHLORIDE	75-01-4	4		UG/L
LC34-DPT0676-073.0-20181214	GW	12/14/2018	71	75	TT121018	TRANS-1,2-DICHLOROETHENE	156-60-5	1	U	UG/L
LC34-DPT0676-078.0-20181214	GW	12/14/2018	76	80	TT121018	1,1-DICHLOROETHENE	75-35-4	1	U	UG/L
LC34-DPT0676-078.0-20181214	GW	12/14/2018	76	80	TT121018	VINYL CHLORIDE	75-01-4	1	U	UG/L
LC34-DPT0676-083.0-20181214	GW	12/14/2018	81	85	TT121018	TRANS-1,2-DICHLOROETHENE	156-60-5	1	U	UG/L
LC34-DPT0676-088.0-20181214	GW	12/14/2018	86	90	TT121018	1,1-DICHLOROETHENE	75-35-4	1	U	UG/L
LC34-DPT0676-088.0-20181214	GW	12/14/2018	86	90	TT121018	VINYL CHLORIDE	75-01-4	1		UG/L
LC34-DPT0676-093.0-20181214	GW	12/14/2018	91	95	TT121018	TRANS-1,2-DICHLOROETHENE	156-60-5	1	U	UG/L
LC34-DPT0676-098.0-20181214	GW	12/14/2018	96	100	TT121018	1,1-DICHLOROETHENE	75-35-4	1	U	UG/L
LC34-DPT0676-098.0-20181214	GW	12/14/2018	96	100	TT121018	VINYL CHLORIDE	75-01-4	1	U	UG/L
LC34-DPT0677-008.0-20181217	GW	12/17/2018	6	10	TT121018	TRANS-1,2-DICHLOROETHENE	156-60-5	1	U	UG/L
LC34-DPT0677-013.0-20181217	GW	12/17/2018	11	15	TT121018	1,1-DICHLOROETHENE	75-35-4	1	U	UG/L
LC34-DPT0677-013.0-20181217	GW	12/17/2018	11	15	TT121018	VINYL CHLORIDE	75-01-4	5		UG/L
LC34-DPT0677-018.0-20181217	GW	12/17/2018	16	20	TT121018	TRANS-1,2-DICHLOROETHENE	156-60-5	100	U	UG/L
LC34-DPT0677-023.0-20181217	GW	12/17/2018	21	25	TT121018	1,1-DICHLOROETHENE	75-35-4	3	U	UG/L
LC34-DPT0677-023.0-20181217	GW	12/17/2018	21	25	TT121018	VINYL CHLORIDE	75-01-4	680		UG/L
LC34-DPT0677-028.0-20181217	GW	12/17/2018	26	30	TT121018	TRANS-1,2-DICHLOROETHENE	156-60-5	3400		UG/L
LC34-DPT0677-033.0-20181217	GW	12/17/2018	31	35	TT121018	1,1-DICHLOROETHENE	75-35-4	290	U	UG/L
LC34-DPT0677-033.0-20181217	GW	12/17/2018	31	35	TT121018	VINYL CHLORIDE	75-01-4	25900		UG/L
LC34-DPT0677-038.0-20181217	GW	12/17/2018	36	40	TT121018	TRANS-1,2-DICHLOROETHENE	156-60-5	3300		UG/L
LC34-DPT0677-043.0-20181217	GW	12/17/2018	41	45	TT121018	1,1-DICHLOROETHENE	75-35-4	20	U	UG/L
LC34-DPT0677-043.0-20181217	GW	12/17/2018	41	45	TT121018	VINYL CHLORIDE	75-01-4	6000		UG/L
LC34-DPT0677-048.0-20181217	GW	12/17/2018	46	50	TT121018	TRANS-1,2-DICHLOROETHENE	156-60-5	19		UG/L
LC34-DPT0677-053.0-20181217	GW	12/17/2018	51	55	TT121018	1,1-DICHLOROETHENE	75-35-4	1	U	UG/L
LC34-DPT0677-053.0-20181217	GW	12/17/2018	51	55	TT121018	VINYL CHLORIDE	75-01-4	2		UG/L
LC34-DPT0677-058.0-20181217	GW	12/17/2018	56	60	TT121018	TRANS-1,2-DICHLOROETHENE	156-60-5	55		UG/L
LC34-DPT0677-063.0-20181217	GW	12/17/2018	61	65	TT121018	1,1-DICHLOROETHENE	75-35-4	5	U	UG/L
LC34-DPT0677-063.0-20181217	GW	12/17/2018	61	65	TT121018	VINYL CHLORIDE	75-01-4	390		UG/L
LC34-DPT0677-068.0-20181217	GW	12/17/2018	66	70	TT121018	TRANS-1,2-DICHLOROETHENE	156-60-5	1	U	UG/L
LC34-DPT0677-073.0-20181217	GW	12/17/2018	71	75	TT121018	1,1-DICHLOROETHENE	75-35-4	1	U	UG/L
LC34-DPT0677-073.0-20181217	GW	12/17/2018	71	75	TT121018	VINYL CHLORIDE	75-01-4	1	U	UG/L
LC34-DPT0677-078.0-20181217	GW	12/17/2018	76	80	TT121018	TRANS-1,2-DICHLOROETHENE	156-60-5	1		UG/L
LC34-DPT0677-083.0-20181217	GW	12/17/2018	81	85	TT121018	1,1-DICHLOROETHENE	75-35-4	1	U	UG/L
LC34-DPT0677-083.0-20181217	GW	12/17/2018	81	85	TT121018	VINYL CHLORIDE	75-01-4	1		UG/L
LC34-DPT0677-088.0-20181217	GW	12/17/2018	86	90	TT121018	TRANS-1,2-DICHLOROETHENE	156-60-5	7		UG/L
LC34-DPT0677-093.0-20181217	GW	12/17/2018	91	95	TT121018	1,1-DICHLOROETHENE	75-35-4	3	U	UG/L
LC34-DPT0677-093.0-20181217	GW	12/17/2018	91	95	TT121018	VINYL CHLORIDE	75-01-4	5		UG/L

Sample	Matrix	Sample Date	Top Depth	Bottom Depth	SDG	Parameter	CAS	Lab Result	Lab Qualifier	Units
LC34-DPT0677-098.0-20181217	GW	12/17/2018	96	100	TT121018	TRANS-1,2-DICHLOROETHENE	156-60-5	1	U	UG/L
LC34-DPT0678-008.0-20181218	GW	12/18/2018	6	10	TT121018	1,1-DICHLOROETHENE	75-35-4	1	U	UG/L
LC34-DPT0678-008.0-20181218	GW	12/18/2018	6	10	TT121018	VINYL CHLORIDE	75-01-4	1	U	UG/L
LC34-DPT0678-013.0-20181218	GW	12/18/2018	11	15	TT121018	TRANS-1,2-DICHLOROETHENE	156-60-5	1	U	UG/L
LC34-DPT0678-018.0-20181218	GW	12/18/2018	16	20	TT121018	1,1-DICHLOROETHENE	75-35-4	1	U	UG/L
LC34-DPT0678-018.0-20181218	GW	12/18/2018	16	20	TT121018	VINYL CHLORIDE	75-01-4	6		UG/L
LC34-DPT0678-023.0-20181218	GW	12/18/2018	21	25	TT121018	TRANS-1,2-DICHLOROETHENE	156-60-5	720		UG/L
LC34-DPT0678-028.0-20181218	GW	12/18/2018	26	30	TT121018	1,1-DICHLOROETHENE	75-35-4	200	U	UG/L
LC34-DPT0678-028.0-20181218	GW	12/18/2018	26	30	TT121018	VINYL CHLORIDE	75-01-4	2400		UG/L
LC34-DPT0678-033.0-20181218	GW	12/18/2018	31	35	TT121018	TRANS-1,2-DICHLOROETHENE	156-60-5	1800		UG/L
LC34-DPT0678-038.0-20181218	GW	12/18/2018	36	40	TT121018	1,1-DICHLOROETHENE	75-35-4	200	U	UG/L
LC34-DPT0678-038.0-20181218	GW	12/18/2018	36	40	TT121018	VINYL CHLORIDE	75-01-4	24200		UG/L
LC34-DPT0678-043.0-20181218	GW	12/18/2018	41	45	TT121018	TRANS-1,2-DICHLOROETHENE	156-60-5	40	U	UG/L
LC34-DPT0678-048.0-20181218	GW	12/18/2018	46	50	TT121018	1,1-DICHLOROETHENE	75-35-4	1000	U	UG/L
LC34-DPT0678-048.0-20181218	GW	12/18/2018	46	50	TT121018	VINYL CHLORIDE	75-01-4	7300		UG/L
LC34-DPT0678-053.0-20181218	GW	12/18/2018	51	55	TT121018	TRANS-1,2-DICHLOROETHENE	156-60-5	20	U	UG/L
LC34-DPT0678-058.0-20181218	GW	12/18/2018	56	60	TT121018	1,1-DICHLOROETHENE	75-35-4	3	U	UG/L
LC34-DPT0678-058.0-20181218	GW	12/18/2018	56	60	TT121018	VINYL CHLORIDE	75-01-4	23		UG/L
LC34-DPT0678-063.0-20181218	GW	12/18/2018	61	65	TT121018	TRANS-1,2-DICHLOROETHENE	156-60-5	1	U	UG/L
LC34-DPT0678-068.0-20181218	GW	12/18/2018	66	70	TT121018	1,1-DICHLOROETHENE	75-35-4	1	U	UG/L
LC34-DPT0678-068.0-20181218	GW	12/18/2018	66	70	TT121018	VINYL CHLORIDE	75-01-4	1	U	UG/L
LC34-DPT0678-073.0-20181218	GW	12/18/2018	71	75	TT121018	TRANS-1,2-DICHLOROETHENE	156-60-5	1	U	UG/L
LC34-DPT0678-078.0-20181218	GW	12/18/2018	76	80	TT121018	1,1-DICHLOROETHENE	75-35-4	1	U	UG/L
LC34-DPT0678-078.0-20181218	GW	12/18/2018	76	80	TT121018	VINYL CHLORIDE	75-01-4	1	U	UG/L
LC34-DPT0678-083.0-20181218	GW	12/18/2018	81	85	TT121018	TRANS-1,2-DICHLOROETHENE	156-60-5	1	U	UG/L
LC34-DPT0678-088.0-20181218	GW	12/18/2018	86	90	TT121018	1,1-DICHLOROETHENE	75-35-4	1	U	UG/L
LC34-DPT0678-088.0-20181218	GW	12/18/2018	86	90	TT121018	VINYL CHLORIDE	75-01-4	4		UG/L
LC34-DPT0678-093.0-20181218	GW	12/18/2018	91	95	TT121018	TRANS-1,2-DICHLOROETHENE	156-60-5	1	U	UG/L
LC34-DPT0678-098.0-20181218	GW	12/18/2018	96	100	TT121018	1,1-DICHLOROETHENE	75-35-4	1	U	UG/L
LC34-DPT0678-098.0-20181218	GW	12/18/2018	96	100	TT121018	VINYL CHLORIDE	75-01-4	1		UG/L
LC34-DPT0679-008.0-20181219	GW	12/19/2018	6	10	TT121018	TRANS-1,2-DICHLOROETHENE	156-60-5	1	U	UG/L
LC34-DPT0679-013.0-20181219	GW	12/19/2018	11	15	TT121018	1,1-DICHLOROETHENE	75-35-4	1	U	UG/L
LC34-DPT0679-013.0-20181219	GW	12/19/2018	11	15	TT121018	VINYL CHLORIDE	75-01-4	63		UG/L
LC34-DPT0679-018.0-20181219	GW	12/19/2018	16	20	TT121018	TRANS-1,2-DICHLOROETHENE	156-60-5	2	U	UG/L
LC34-DPT0679-023.0-20181219	GW	12/19/2018	21	25	TT121018	1,1-DICHLOROETHENE	75-35-4	40	U	UG/L
LC34-DPT0679-023.0-20181219	GW	12/19/2018	21	25	TT121018	VINYL CHLORIDE	75-01-4	11100		UG/L
LC34-DPT0679-028.0-20181219	GW	12/19/2018	26	30	TT121018	TRANS-1,2-DICHLOROETHENE	156-60-5	40	U	UG/L
LC34-DPT0679-033.0-20181219	GW	12/19/2018	31	35	TT121018	1,1-DICHLOROETHENE	75-35-4	100	U	UG/L
LC34-DPT0679-033.0-20181219	GW	12/19/2018	31	35	TT121018	VINYL CHLORIDE	75-01-4	12900		UG/L
LC34-DPT0679-038.0-20181219	GW	12/19/2018	36	40	TT121018	TRANS-1,2-DICHLOROETHENE	156-60-5	20	U	UG/L

Sample	Matrix	Sample Date	Top Depth	Bottom Depth	SDG	Parameter	CAS	Lab Result	Lab Qualifier	Units
LC34-DPT0679-043.0-20181219	GW	12/19/2018	41	45	TT121018	1,1-DICHLOROETHENE	75-35-4	1	U	UG/L
LC34-DPT0679-043.0-20181219	GW	12/19/2018	41	45	TT121018	VINYL CHLORIDE	75-01-4	2		UG/L
LC34-DPT0679-048.0-20181219	GW	12/19/2018	46	50	TT121018	TRANS-1,2-DICHLOROETHENE	156-60-5	1	U	UG/L
LC34-DPT0679-053.0-20181219	GW	12/19/2018	51	55	TT121018	1,1-DICHLOROETHENE	75-35-4	1	U	UG/L
LC34-DPT0679-053.0-20181219	GW	12/19/2018	51	55	TT121018	VINYL CHLORIDE	75-01-4	1	U	UG/L
LC34-DPT0673-078.0-20181211	GW	12/11/2018	76	80	TT121018	CIS-1,2-DICHLOROETHENE	156-59-2	9		UG/L
LC34-DPT0673-083.0-20181211	GW	12/11/2018	81	85	TT121018	1,1,2-TRICHLOROTRIFLUOROETHANE	76-13-1	1	U	UG/L
LC34-DPT0673-083.0-20181211	GW	12/11/2018	81	85	TT121018	TRICHLOROETHENE	79-01-6	1	U	UG/L
LC34-DPT0673-088.0-20181211	GW	12/11/2018	86	90	TT121018	CIS-1,2-DICHLOROETHENE	156-59-2	12		UG/L
LC34-DPT0673-093.0-20181212	GW	12/12/2018	91	95	TT121018	1,1,2-TRICHLOROTRIFLUOROETHANE	76-13-1	1	U	UG/L
LC34-DPT0673-093.0-20181212	GW	12/12/2018	91	95	TT121018	TRICHLOROETHENE	79-01-6	5		UG/L
LC34-DPT0673-098.0-20181212	GW	12/12/2018	96	100	TT121018	CIS-1,2-DICHLOROETHENE	156-59-2	2		UG/L
LC34-DPT0674-008.0-20181212	GW	12/12/2018	6	10	TT121018	1,1,2-TRICHLOROTRIFLUOROETHANE	76-13-1	1	U	UG/L
LC34-DPT0674-008.0-20181212	GW	12/12/2018	6	10	TT121018	TRICHLOROETHENE	79-01-6	1	U	UG/L
LC34-DPT0674-013.0-20181212	GW	12/12/2018	11	15	TT121018	CIS-1,2-DICHLOROETHENE	156-59-2	33		UG/L
LC34-DPT0674-018.0-20181212	GW	12/12/2018	16	20	TT121018	1,1,2-TRICHLOROTRIFLUOROETHANE	76-13-1	1	U	UG/L
LC34-DPT0674-018.0-20181212	GW	12/12/2018	16	20	TT121018	TRICHLOROETHENE	79-01-6	1		UG/L
LC34-DPT0674-023.0-20181212	GW	12/12/2018	21	25	TT121018	CIS-1,2-DICHLOROETHENE	156-59-2	51		UG/L
LC34-DPT0674-028.0-20181212	GW	12/12/2018	26	30	TT121018	1,1,2-TRICHLOROTRIFLUOROETHANE	76-13-1	100	U	UG/L
LC34-DPT0674-028.0-20181212	GW	12/12/2018	26	30	TT121018	TRICHLOROETHENE	79-01-6	100	U	UG/L
LC34-DPT0674-033.0-20181212	GW	12/12/2018	31	35	TT121018	CIS-1,2-DICHLOROETHENE	156-59-2	139000		UG/L
LC34-DPT0674-038.0-20181212	GW	12/12/2018	36	40	TT121018	1,1,2-TRICHLOROTRIFLUOROETHANE	76-13-1	200	U	UG/L
LC34-DPT0674-038.0-20181212	GW	12/12/2018	36	40	TT121018	TRICHLOROETHENE	79-01-6	200	U	UG/L
LC34-DPT0674-043.0-20181212	GW	12/12/2018	41	45	TT121018	CIS-1,2-DICHLOROETHENE	156-59-2	25		UG/L
LC34-DPT0674-048.0-20181212	GW	12/12/2018	46	50	TT121018	1,1,2-TRICHLOROTRIFLUOROETHANE	76-13-1	1	U	UG/L
LC34-DPT0674-048.0-20181212	GW	12/12/2018	46	50	TT121018	TRICHLOROETHENE	79-01-6	1	U	UG/L
LC34-DPT0674-053.0-20181212	GW	12/12/2018	51	55	TT121018	CIS-1,2-DICHLOROETHENE	156-59-2	1		UG/L
LC34-DPT0674-058.0-20181212	GW	12/12/2018	56	60	TT121018	1,1,2-TRICHLOROTRIFLUOROETHANE	76-13-1	1	U	UG/L
LC34-DPT0674-058.0-20181212	GW	12/12/2018	56	60	TT121018	TRICHLOROETHENE	79-01-6	1	U	UG/L
LC34-DPT0674-063.0-20181212	GW	12/12/2018	61	65	TT121018	CIS-1,2-DICHLOROETHENE	156-59-2	2		UG/L
LC34-DPT0674-068.0-20181212	GW	12/12/2018	66	70	TT121018	1,1,2-TRICHLOROTRIFLUOROETHANE	76-13-1	1	U	UG/L
LC34-DPT0674-068.0-20181212	GW	12/12/2018	66	70	TT121018	TRICHLOROETHENE	79-01-6	1	U	UG/L
LC34-DPT0674-073.0-20181212	GW	12/12/2018	71	75	TT121018	CIS-1,2-DICHLOROETHENE	156-59-2	420		UG/L
LC34-DPT0674-078.0-20181212	GW	12/12/2018	76	80	TT121018	1,1,2-TRICHLOROTRIFLUOROETHANE	76-13-1	5	U	UG/L
LC34-DPT0674-078.0-20181212	GW	12/12/2018	76	80	TT121018	TRICHLOROETHENE	79-01-6	130		UG/L
LC34-DPT0674-083.0-20181212	GW	12/12/2018	81	85	TT121018	CIS-1,2-DICHLOROETHENE	156-59-2	17		UG/L
LC34-DPT0674-088.0-20181212	GW	12/12/2018	86	90	TT121018	1,1,2-TRICHLOROTRIFLUOROETHANE	76-13-1	1	U	UG/L
LC34-DPT0674-088.0-20181212	GW	12/12/2018	86	90	TT121018	TRICHLOROETHENE	79-01-6	1	U	UG/L
LC34-DPT0674-093.0-20181212	GW	12/12/2018	91	95	TT121018	CIS-1,2-DICHLOROETHENE	156-59-2	58		UG/L
LC34-DPT0674-098.0-20181212	GW	12/12/2018	96	100	TT121018	1,1,2-TRICHLOROTRIFLUOROETHANE	76-13-1	20	U	UG/L

Sample	Matrix	Sample Date	Top Depth	Bottom Depth	SDG	Parameter	CAS	Lab Result	Lab Qualifier	Units
LC34-DPT0674-098.0-20181212	GW	12/12/2018	96	100	TT121018	TRICHLOROETHENE	79-01-6	980		UG/L
LC34-DPT0675-008.0-20181213	GW	12/13/2018	6	10	TT121018	CIS-1,2-DICHLOROETHENE	156-59-2	32		UG/L
LC34-DPT0675-013.0-20181213	GW	12/13/2018	11	15	TT121018	1,1,2-TRICHLOROTRIFLUOROETHANE	76-13-1	1	U	UG/L
LC34-DPT0675-013.0-20181213	GW	12/13/2018	11	15	TT121018	TRICHLOROETHENE	79-01-6	1		UG/L
LC34-DPT0675-018.0-20181213	GW	12/13/2018	16	20	TT121018	CIS-1,2-DICHLOROETHENE	156-59-2	41		UG/L
LC34-DPT0675-023.0-20181213	GW	12/13/2018	21	25	TT121018	1,1,2-TRICHLOROTRIFLUOROETHANE	76-13-1	2	U	UG/L
LC34-DPT0675-023.0-20181213	GW	12/13/2018	21	25	TT121018	TRICHLOROETHENE	79-01-6	2	U	UG/L
LC34-DPT0675-028.0-20181213	GW	12/13/2018	26	30	TT121018	CIS-1,2-DICHLOROETHENE	156-59-2	9		UG/L
LC34-DPT0675-033.0-20181213	GW	12/13/2018	31	35	TT121018	1,1,2-TRICHLOROTRIFLUOROETHANE	76-13-1	40	U	UG/L
LC34-DPT0675-033.0-20181213	GW	12/13/2018	31	35	TT121018	TRICHLOROETHENE	79-01-6	40	U	UG/L
LC34-DPT0675-038.0-20181213	GW	12/13/2018	36	40	TT121018	CIS-1,2-DICHLOROETHENE	156-59-2	103000		UG/L
LC34-DPT0675-043.0-20181213	GW	12/13/2018	41	45	TT121018	1,1,2-TRICHLOROTRIFLUOROETHANE	76-13-1	290	U	UG/L
LC34-DPT0675-043.0-20181213	GW	12/13/2018	41	45	TT121018	TRICHLOROETHENE	79-01-6	290	U	UG/L
LC34-DPT0675-048.0-20181213	GW	12/13/2018	46	50	TT121018	CIS-1,2-DICHLOROETHENE	156-59-2	2		UG/L
LC34-DPT0675-053.0-20181213	GW	12/13/2018	51	55	TT121018	1,1,2-TRICHLOROTRIFLUOROETHANE	76-13-1	1	U	UG/L
LC34-DPT0675-053.0-20181213	GW	12/13/2018	51	55	TT121018	TRICHLOROETHENE	79-01-6	1	U	UG/L
LC34-DPT0675-058.0-20181213	GW	12/13/2018	56	60	TT121018	CIS-1,2-DICHLOROETHENE	156-59-2	26		UG/L
LC34-DPT0675-063.0-20181213	GW	12/13/2018	61	65	TT121018	1,1,2-TRICHLOROTRIFLUOROETHANE	76-13-1	1	U	UG/L
LC34-DPT0675-063.0-20181213	GW	12/13/2018	61	65	TT121018	TRICHLOROETHENE	79-01-6	3		UG/L
LC34-DPT0673-078.0-20181211	GW	12/11/2018	76	80	TT121018	VINYL CHLORIDE	75-01-4	1	U	UG/L
LC34-DPT0673-083.0-20181211	GW	12/11/2018	81	85	TT121018	TRANS-1,2-DICHLOROETHENE	156-60-5	1	U	UG/L
LC34-DPT0673-088.0-20181211	GW	12/11/2018	86	90	TT121018	1,1-DICHLOROETHENE	75-35-4	1	U	UG/L
LC34-DPT0673-088.0-20181211	GW	12/11/2018	86	90	TT121018	VINYL CHLORIDE	75-01-4	12		UG/L
LC34-DPT0673-093.0-20181212	GW	12/12/2018	91	95	TT121018	TRANS-1,2-DICHLOROETHENE	156-60-5	1	U	UG/L
LC34-DPT0673-098.0-20181212	GW	12/12/2018	96	100	TT121018	1,1-DICHLOROETHENE	75-35-4	1	U	UG/L
LC34-DPT0673-098.0-20181212	GW	12/12/2018	96	100	TT121018	VINYL CHLORIDE	75-01-4	1		UG/L
LC34-DPT0674-008.0-20181212	GW	12/12/2018	6	10	TT121018	TRANS-1,2-DICHLOROETHENE	156-60-5	1	U	UG/L
LC34-DPT0674-013.0-20181212	GW	12/12/2018	11	15	TT121018	1,1-DICHLOROETHENE	75-35-4	1	U	UG/L
LC34-DPT0674-013.0-20181212	GW	12/12/2018	11	15	TT121018	VINYL CHLORIDE	75-01-4	22		UG/L
LC34-DPT0674-018.0-20181212	GW	12/12/2018	16	20	TT121018	TRANS-1,2-DICHLOROETHENE	156-60-5	1	U	UG/L
LC34-DPT0674-023.0-20181212	GW	12/12/2018	21	25	TT121018	1,1-DICHLOROETHENE	75-35-4	1	U	UG/L
LC34-DPT0674-023.0-20181212	GW	12/12/2018	21	25	TT121018	VINYL CHLORIDE	75-01-4	170		UG/L
LC34-DPT0674-028.0-20181212	GW	12/12/2018	26	30	TT121018	TRANS-1,2-DICHLOROETHENE	156-60-5	610		UG/L
LC34-DPT0674-033.0-20181212	GW	12/12/2018	31	35	TT121018	1,1-DICHLOROETHENE	75-35-4	280		UG/L
LC34-DPT0674-033.0-20181212	GW	12/12/2018	31	35	TT121018	VINYL CHLORIDE	75-01-4	12200		UG/L
LC34-DPT0674-038.0-20181212	GW	12/12/2018	36	40	TT121018	TRANS-1,2-DICHLOROETHENE	156-60-5	200	U	UG/L
LC34-DPT0674-043.0-20181212	GW	12/12/2018	41	45	TT121018	1,1-DICHLOROETHENE	75-35-4	2	U	UG/L
LC34-DPT0674-043.0-20181212	GW	12/12/2018	41	45	TT121018	VINYL CHLORIDE	75-01-4	96		UG/L
LC34-DPT0674-048.0-20181212	GW	12/12/2018	46	50	TT121018	TRANS-1,2-DICHLOROETHENE	156-60-5	1	U	UG/L
LC34-DPT0674-053.0-20181212	GW	12/12/2018	51	55	TT121018	1,1-DICHLOROETHENE	75-35-4	1	U	UG/L

Sample	Matrix	Sample Date	Top Depth	Bottom Depth	SDG	Parameter	CAS	Lab Result	Lab Qualifier	Units
LC34-DPT0674-053.0-20181212	GW	12/12/2018	51	55	TT121018	VINYL CHLORIDE	75-01-4	1	U	UG/L
LC34-DPT0674-058.0-20181212	GW	12/12/2018	56	60	TT121018	TRANS-1,2-DICHLOROETHENE	156-60-5	1	U	UG/L
LC34-DPT0674-063.0-20181212	GW	12/12/2018	61	65	TT121018	1,1-DICHLOROETHENE	75-35-4	1	U	UG/L
LC34-DPT0674-063.0-20181212	GW	12/12/2018	61	65	TT121018	VINYL CHLORIDE	75-01-4	1	U	UG/L
LC34-DPT0674-068.0-20181212	GW	12/12/2018	66	70	TT121018	TRANS-1,2-DICHLOROETHENE	156-60-5	1	U	UG/L
LC34-DPT0674-073.0-20181212	GW	12/12/2018	71	75	TT121018	1,1-DICHLOROETHENE	75-35-4	2		UG/L
LC34-DPT0674-073.0-20181212	GW	12/12/2018	71	75	TT121018	VINYL CHLORIDE	75-01-4	2		UG/L
LC34-DPT0674-078.0-20181212	GW	12/12/2018	76	80	TT121018	TRANS-1,2-DICHLOROETHENE	156-60-5	12		UG/L
LC34-DPT0674-083.0-20181212	GW	12/12/2018	81	85	TT121018	1,1-DICHLOROETHENE	75-35-4	1	U	UG/L
LC34-DPT0674-083.0-20181212	GW	12/12/2018	81	85	TT121018	VINYL CHLORIDE	75-01-4	1		UG/L
LC34-DPT0674-088.0-20181212	GW	12/12/2018	86	90	TT121018	TRANS-1,2-DICHLOROETHENE	156-60-5	1	U	UG/L
LC34-DPT0674-093.0-20181212	GW	12/12/2018	91	95	TT121018	1,1-DICHLOROETHENE	75-35-4	1	U	UG/L
LC34-DPT0674-093.0-20181212	GW	12/12/2018	91	95	TT121018	VINYL CHLORIDE	75-01-4	3		UG/L
LC34-DPT0674-098.0-20181212	GW	12/12/2018	96	100	TT121018	TRANS-1,2-DICHLOROETHENE	156-60-5	20	U	UG/L
LC34-DPT0675-008.0-20181213	GW	12/13/2018	6	10	TT121018	1,1-DICHLOROETHENE	75-35-4	1	U	UG/L
LC34-DPT0675-008.0-20181213	GW	12/13/2018	6	10	TT121018	VINYL CHLORIDE	75-01-4	19		UG/L
LC34-DPT0675-013.0-20181213	GW	12/13/2018	11	15	TT121018	TRANS-1,2-DICHLOROETHENE	156-60-5	1	U	UG/L
LC34-DPT0675-018.0-20181213	GW	12/13/2018	16	20	TT121018	1,1-DICHLOROETHENE	75-35-4	1	U	UG/L
LC34-DPT0675-018.0-20181213	GW	12/13/2018	16	20	TT121018	VINYL CHLORIDE	75-01-4	34		UG/L
LC34-DPT0675-023.0-20181213	GW	12/13/2018	21	25	TT121018	TRANS-1,2-DICHLOROETHENE	156-60-5	4		UG/L
LC34-DPT0675-028.0-20181213	GW	12/13/2018	26	30	TT121018	1,1-DICHLOROETHENE	75-35-4	3	U	UG/L
LC34-DPT0675-028.0-20181213	GW	12/13/2018	26	30	TT121018	VINYL CHLORIDE	75-01-4	63		UG/L
LC34-DPT0675-033.0-20181213	GW	12/13/2018	31	35	TT121018	TRANS-1,2-DICHLOROETHENE	156-60-5	65		UG/L
LC34-DPT0675-038.0-20181213	GW	12/13/2018	36	40	TT121018	1,1-DICHLOROETHENE	75-35-4	560		UG/L
LC34-DPT0675-038.0-20181213	GW	12/13/2018	36	40	TT121018	VINYL CHLORIDE	75-01-4	5000		UG/L
LC34-DPT0675-043.0-20181213	GW	12/13/2018	41	45	TT121018	TRANS-1,2-DICHLOROETHENE	156-60-5	510		UG/L
LC34-DPT0675-048.0-20181213	GW	12/13/2018	46	50	TT121018	1,1-DICHLOROETHENE	75-35-4	1	U	UG/L
LC34-DPT0675-048.0-20181213	GW	12/13/2018	46	50	TT121018	VINYL CHLORIDE	75-01-4	1	U	UG/L
LC34-DPT0675-053.0-20181213	GW	12/13/2018	51	55	TT121018	TRANS-1,2-DICHLOROETHENE	156-60-5	1	U	UG/L
LC34-DPT0675-058.0-20181213	GW	12/13/2018	56	60	TT121018	1,1-DICHLOROETHENE	75-35-4	1	U	UG/L
LC34-DPT0675-058.0-20181213	GW	12/13/2018	56	60	TT121018	VINYL CHLORIDE	75-01-4	1	U	UG/L
LC34-DPT0675-063.0-20181213	GW	12/13/2018	61	65	TT121018	TRANS-1,2-DICHLOROETHENE	156-60-5	5		UG/L
LC34-DPT0675-068.0-20181213	GW	12/13/2018	66	70	TT121018	1,1-DICHLOROETHENE	75-35-4	1	U	UG/L
LC34-DPT0675-068.0-20181213	GW	12/13/2018	66	70	TT121018	VINYL CHLORIDE	75-01-4	1	U	UG/L
LC34-DPT0675-068.0-20181213	GW	12/13/2018	66	70	TT121018	CIS-1,2-DICHLOROETHENE	156-59-2	5		UG/L
LC34-DPT0675-073.0-20181213	GW	12/13/2018	71	75	TT121018	1,1,2-TRICHLOROTRIFLUOROETHANE	76-13-1	290	U	UG/L
LC34-DPT0675-073.0-20181213	GW	12/13/2018	71	75	TT121018	TRICHLOROETHENE	79-01-6	23700		UG/L
LC34-DPT0675-078.0-20181213	GW	12/13/2018	76	80	TT121018	CIS-1,2-DICHLOROETHENE	156-59-2	7800		UG/L
LC34-DPT0675-083.0-20181213	GW	12/13/2018	81	85	TT121018	1,1,2-TRICHLOROTRIFLUOROETHANE	76-13-1	3	U	UG/L
LC34-DPT0675-083.0-20181213	GW	12/13/2018	81	85	TT121018	TRICHLOROETHENE	79-01-6	83		UG/L

Sample	Matrix	Sample Date	Top Depth	Bottom Depth	SDG	Parameter	CAS	Lab Result	Lab Qualifier	Units
LC34-DPT0675-088.0-20181213	GW	12/13/2018	86	90	TT121018	CIS-1,2-DICHLOROETHENE	156-59-2	6		UG/L
LC34-DPT0675-093.0-20181213	GW	12/13/2018	91	95	TT121018	1,1,2-TRICHLOROTRIFLUOROETHANE	76-13-1	1	U	UG/L
LC34-DPT0675-093.0-20181213	GW	12/13/2018	91	95	TT121018	TRICHLOROETHENE	79-01-6	180		UG/L
LC34-DPT0675-098.0-20181213	GW	12/13/2018	96	100	TT121018	CIS-1,2-DICHLOROETHENE	156-59-2	320	NULL	UG/L
LC34-DPT0676-008.0-20181214	GW	12/14/2018	6	10	TT121018	1,1,2-TRICHLOROTRIFLUOROETHANE	76-13-1	1	U	UG/L
LC34-DPT0676-008.0-20181214	GW	12/14/2018	6	10	TT121018	TRICHLOROETHENE	79-01-6	1	U	UG/L
LC34-DPT0676-013.0-20181214	GW	12/14/2018	11	15	TT121018	CIS-1,2-DICHLOROETHENE	156-59-2	320		UG/L
LC34-DPT0676-018.0-20181214	GW	12/14/2018	16	20	TT121018	1,1,2-TRICHLOROTRIFLUOROETHANE	76-13-1	20	U	UG/L
LC34-DPT0676-018.0-20181214	GW	12/14/2018	16	20	TT121018	TRICHLOROETHENE	79-01-6	20	U	UG/L
LC34-DPT0676-023.0-20181214	GW	12/14/2018	21	25	TT121018	CIS-1,2-DICHLOROETHENE	156-59-2	21400		UG/L
LC34-DPT0676-028.0-20181214	GW	12/14/2018	26	30	TT121018	1,1,2-TRICHLOROTRIFLUOROETHANE	76-13-1	290	U	UG/L
LC34-DPT0676-028.0-20181214	GW	12/14/2018	26	30	TT121018	TRICHLOROETHENE	79-01-6	290	U	UG/L
LC34-DPT0676-033.0-20181214	GW	12/14/2018	31	35	TT121018	CIS-1,2-DICHLOROETHENE	156-59-2	290	U	UG/L
LC34-DPT0676-038.0-20181214	GW	12/14/2018	36	40	TT121018	1,1,2-TRICHLOROTRIFLUOROETHANE	76-13-1	100	U	UG/L
LC34-DPT0676-038.0-20181214	GW	12/14/2018	36	40	TT121018	TRICHLOROETHENE	79-01-6	100	U	UG/L
LC34-DPT0676-043.0-20181214	GW	12/14/2018	41	45	TT121018	CIS-1,2-DICHLOROETHENE	156-59-2	13		UG/L
LC34-DPT0676-048.0-20181214	GW	12/14/2018	46	50	TT121018	1,1,2-TRICHLOROTRIFLUOROETHANE	76-13-1	1	U	UG/L
LC34-DPT0676-048.0-20181214	GW	12/14/2018	46	50	TT121018	TRICHLOROETHENE	79-01-6	1	U	UG/L
LC34-DPT0676-053.0-20181214	GW	12/14/2018	51	55	TT121018	CIS-1,2-DICHLOROETHENE	156-59-2	1	U	UG/L
LC34-DPT0676-058.0-20181214	GW	12/14/2018	56	60	TT121018	1,1,2-TRICHLOROTRIFLUOROETHANE	76-13-1	1	U	UG/L
LC34-DPT0676-058.0-20181214	GW	12/14/2018	56	60	TT121018	TRICHLOROETHENE	79-01-6	1	U	UG/L
LC34-DPT0676-063.0-20181214	GW	12/14/2018	61	65	TT121018	CIS-1,2-DICHLOROETHENE	156-59-2	4		UG/L
LC34-DPT0676-068.0-20181214	GW	12/14/2018	66	70	TT121018	1,1,2-TRICHLOROTRIFLUOROETHANE	76-13-1	1	U	UG/L
LC34-DPT0676-068.0-20181214	GW	12/14/2018	66	70	TT121018	TRICHLOROETHENE	79-01-6	1	U	UG/L
LC34-DPT0676-073.0-20181214	GW	12/14/2018	71	75	TT121018	CIS-1,2-DICHLOROETHENE	156-59-2	23		UG/L
LC34-DPT0676-078.0-20181214	GW	12/14/2018	76	80	TT121018	1,1,2-TRICHLOROTRIFLUOROETHANE	76-13-1	1	U	UG/L
LC34-DPT0676-078.0-20181214	GW	12/14/2018	76	80	TT121018	TRICHLOROETHENE	79-01-6	1	U	UG/L
LC34-DPT0676-083.0-20181214	GW	12/14/2018	81	85	TT121018	CIS-1,2-DICHLOROETHENE	156-59-2	1	U	UG/L
LC34-DPT0676-088.0-20181214	GW	12/14/2018	86	90	TT121018	1,1,2-TRICHLOROTRIFLUOROETHANE	76-13-1	1	U	UG/L
LC34-DPT0676-088.0-20181214	GW	12/14/2018	86	90	TT121018	TRICHLOROETHENE	79-01-6	1	U	UG/L
LC34-DPT0676-093.0-20181214	GW	12/14/2018	91	95	TT121018	CIS-1,2-DICHLOROETHENE	156-59-2	9		UG/L
LC34-DPT0676-098.0-20181214	GW	12/14/2018	96	100	TT121018	1,1,2-TRICHLOROTRIFLUOROETHANE	76-13-1	1	U	UG/L
LC34-DPT0676-098.0-20181214	GW	12/14/2018	96	100	TT121018	TRICHLOROETHENE	79-01-6	1	U	UG/L
LC34-DPT0677-008.0-20181217	GW	12/17/2018	6	10	TT121018	CIS-1,2-DICHLOROETHENE	156-59-2	1	U	UG/L
LC34-DPT0677-013.0-20181217	GW	12/17/2018	11	15	TT121018	1,1,2-TRICHLOROTRIFLUOROETHANE	76-13-1	1	U	UG/L
LC34-DPT0677-013.0-20181217	GW	12/17/2018	11	15	TT121018	TRICHLOROETHENE	79-01-6	1	U	UG/L
LC34-DPT0677-018.0-20181217	GW	12/17/2018	16	20	TT121018	CIS-1,2-DICHLOROETHENE	156-59-2	800		UG/L
LC34-DPT0677-023.0-20181217	GW	12/17/2018	21	25	TT121018	1,1,2-TRICHLOROTRIFLUOROETHANE	76-13-1	3	U	UG/L
LC34-DPT0677-023.0-20181217	GW	12/17/2018	21	25	TT121018	TRICHLOROETHENE	79-01-6	3	U	UG/L
LC34-DPT0677-028.0-20181217	GW	12/17/2018	26	30	TT121018	CIS-1,2-DICHLOROETHENE	156-59-2	62900		UG/L

Sample	Matrix	Sample Date	Top Depth	Bottom Depth	SDG	Parameter	CAS	Lab Result	Lab Qualifier	Units
LC34-DPT0677-033.0-20181217	GW	12/17/2018	31	35	TT121018	1,1,2-TRICHLOROTRIFLUOROETHANE	76-13-1	290	U	UG/L
LC34-DPT0677-033.0-20181217	GW	12/17/2018	31	35	TT121018	TRICHLOROETHENE	79-01-6	290	U	UG/L
LC34-DPT0677-038.0-20181217	GW	12/17/2018	36	40	TT121018	CIS-1,2-DICHLOROETHENE	156-59-2	79300		UG/L
LC34-DPT0677-043.0-20181217	GW	12/17/2018	41	45	TT121018	1,1,2-TRICHLOROTRIFLUOROETHANE	76-13-1	20	U	UG/L
LC34-DPT0677-043.0-20181217	GW	12/17/2018	41	45	TT121018	TRICHLOROETHENE	79-01-6	20	U	UG/L
LC34-DPT0677-048.0-20181217	GW	12/17/2018	46	50	TT121018	CIS-1,2-DICHLOROETHENE	156-59-2	390		UG/L
LC34-DPT0677-053.0-20181217	GW	12/17/2018	51	55	TT121018	1,1,2-TRICHLOROTRIFLUOROETHANE	76-13-1	1	U	UG/L
LC34-DPT0673-078.0-20181211	GW	12/11/2018	76	80	TT121018	TRICHLOROETHENE	79-01-6	7		UG/L
LC34-DPT0673-083.0-20181211	GW	12/11/2018	81	85	TT121018	CIS-1,2-DICHLOROETHENE	156-59-2	4		UG/L
LC34-DPT0673-088.0-20181211	GW	12/11/2018	86	90	TT121018	1,1,2-TRICHLOROTRIFLUOROETHANE	76-13-1	1	U	UG/L
LC34-DPT0673-088.0-20181211	GW	12/11/2018	86	90	TT121018	TRICHLOROETHENE	79-01-6	1	U	UG/L
LC34-DPT0673-093.0-20181212	GW	12/12/2018	91	95	TT121018	CIS-1,2-DICHLOROETHENE	156-59-2	6		UG/L
LC34-DPT0673-098.0-20181212	GW	12/12/2018	96	100	TT121018	1,1,2-TRICHLOROTRIFLUOROETHANE	76-13-1	1	U	UG/L
LC34-DPT0673-098.0-20181212	GW	12/12/2018	96	100	TT121018	TRICHLOROETHENE	79-01-6	1	U	UG/L
LC34-DPT0674-008.0-20181212	GW	12/12/2018	6	10	TT121018	CIS-1,2-DICHLOROETHENE	156-59-2	14		UG/L
LC34-DPT0674-013.0-20181212	GW	12/12/2018	11	15	TT121018	1,1,2-TRICHLOROTRIFLUOROETHANE	76-13-1	1	U	UG/L
LC34-DPT0674-013.0-20181212	GW	12/12/2018	11	15	TT121018	TRICHLOROETHENE	79-01-6	1	U	UG/L
LC34-DPT0674-018.0-20181212	GW	12/12/2018	16	20	TT121018	CIS-1,2-DICHLOROETHENE	156-59-2	29		UG/L
LC34-DPT0674-023.0-20181212	GW	12/12/2018	21	25	TT121018	1,1,2-TRICHLOROTRIFLUOROETHANE	76-13-1	1	U	UG/L
LC34-DPT0674-023.0-20181212	GW	12/12/2018	21	25	TT121018	TRICHLOROETHENE	79-01-6	2		UG/L
LC34-DPT0674-028.0-20181212	GW	12/12/2018	26	30	TT121018	CIS-1,2-DICHLOROETHENE	156-59-2	30500		UG/L
LC34-DPT0674-033.0-20181212	GW	12/12/2018	31	35	TT121018	1,1,2-TRICHLOROTRIFLUOROETHANE	76-13-1	250	U	UG/L
LC34-DPT0674-033.0-20181212	GW	12/12/2018	31	35	TT121018	TRICHLOROETHENE	79-01-6	250	U	UG/L
LC34-DPT0674-038.0-20181212	GW	12/12/2018	36	40	TT121018	CIS-1,2-DICHLOROETHENE	156-59-2	17100		UG/L
LC34-DPT0674-043.0-20181212	GW	12/12/2018	41	45	TT121018	1,1,2-TRICHLOROTRIFLUOROETHANE	76-13-1	2	U	UG/L
LC34-DPT0674-043.0-20181212	GW	12/12/2018	41	45	TT121018	TRICHLOROETHENE	79-01-6	2	U	UG/L
LC34-DPT0674-048.0-20181212	GW	12/12/2018	46	50	TT121018	CIS-1,2-DICHLOROETHENE	156-59-2	2		UG/L
LC34-DPT0674-053.0-20181212	GW	12/12/2018	51	55	TT121018	1,1,2-TRICHLOROTRIFLUOROETHANE	76-13-1	1	U	UG/L
LC34-DPT0674-053.0-20181212	GW	12/12/2018	51	55	TT121018	TRICHLOROETHENE	79-01-6	1	U	UG/L
LC34-DPT0674-058.0-20181212	GW	12/12/2018	56	60	TT121018	CIS-1,2-DICHLOROETHENE	156-59-2	1		UG/L
LC34-DPT0674-063.0-20181212	GW	12/12/2018	61	65	TT121018	1,1,2-TRICHLOROTRIFLUOROETHANE	76-13-1	1	U	UG/L
LC34-DPT0674-063.0-20181212	GW	12/12/2018	61	65	TT121018	TRICHLOROETHENE	79-01-6	1	U	UG/L
LC34-DPT0674-068.0-20181212	GW	12/12/2018	66	70	TT121018	CIS-1,2-DICHLOROETHENE	156-59-2	2		UG/L
LC34-DPT0674-073.0-20181212	GW	12/12/2018	71	75	TT121018	1,1,2-TRICHLOROTRIFLUOROETHANE	76-13-1	1	U	UG/L
LC34-DPT0674-073.0-20181212	GW	12/12/2018	71	75	TT121018	TRICHLOROETHENE	79-01-6	620		UG/L
LC34-DPT0674-078.0-20181212	GW	12/12/2018	76	80	TT121018	CIS-1,2-DICHLOROETHENE	156-59-2	1200		UG/L
LC34-DPT0674-083.0-20181212	GW	12/12/2018	81	85	TT121018	1,1,2-TRICHLOROTRIFLUOROETHANE	76-13-1	1	U	UG/L
LC34-DPT0674-083.0-20181212	GW	12/12/2018	81	85	TT121018	TRICHLOROETHENE	79-01-6	1	U	UG/L
LC34-DPT0674-088.0-20181212	GW	12/12/2018	86	90	TT121018	CIS-1,2-DICHLOROETHENE	156-59-2	32		UG/L
LC34-DPT0674-093.0-20181212	GW	12/12/2018	91	95	TT121018	1,1,2-TRICHLOROTRIFLUOROETHANE	76-13-1	1	U	UG/L

Sample	Matrix	Sample Date	Top Depth	Bottom Depth	SDG	Parameter	CAS	Lab Result	Lab Qualifier	Units
LC34-DPT0674-093.0-20181212	GW	12/12/2018	91	95	TT121018	TRICHLOROETHENE	79-01-6	1	U	UG/L
LC34-DPT0674-098.0-20181212	GW	12/12/2018	96	100	TT121018	CIS-1,2-DICHLOROETHENE	156-59-2	20	U	UG/L
LC34-DPT0675-008.0-20181213	GW	12/13/2018	6	10	TT121018	1,1,2-TRICHLOROTRIFLUOROETHANE	76-13-1	1	U	UG/L
LC34-DPT0675-008.0-20181213	GW	12/13/2018	6	10	TT121018	TRICHLOROETHENE	79-01-6	1	U	UG/L
LC34-DPT0675-013.0-20181213	GW	12/13/2018	11	15	TT121018	CIS-1,2-DICHLOROETHENE	156-59-2	41		UG/L
LC34-DPT0675-018.0-20181213	GW	12/13/2018	16	20	TT121018	1,1,2-TRICHLOROTRIFLUOROETHANE	76-13-1	1	U	UG/L
LC34-DPT0675-018.0-20181213	GW	12/13/2018	16	20	TT121018	TRICHLOROETHENE	79-01-6	2		UG/L
LC34-DPT0675-023.0-20181213	GW	12/13/2018	21	25	TT121018	CIS-1,2-DICHLOROETHENE	156-59-2	5		UG/L
LC34-DPT0675-028.0-20181213	GW	12/13/2018	26	30	TT121018	1,1,2-TRICHLOROTRIFLUOROETHANE	76-13-1	3	U	UG/L
LC34-DPT0675-028.0-20181213	GW	12/13/2018	26	30	TT121018	TRICHLOROETHENE	79-01-6	11		UG/L
LC34-DPT0675-033.0-20181213	GW	12/13/2018	31	35	TT121018	CIS-1,2-DICHLOROETHENE	156-59-2	840		UG/L
LC34-DPT0675-038.0-20181213	GW	12/13/2018	36	40	TT121018	1,1,2-TRICHLOROTRIFLUOROETHANE	76-13-1	290	U	UG/L
LC34-DPT0675-038.0-20181213	GW	12/13/2018	36	40	TT121018	TRICHLOROETHENE	79-01-6	290	U	UG/L
LC34-DPT0675-043.0-20181213	GW	12/13/2018	41	45	TT121018	CIS-1,2-DICHLOROETHENE	156-59-2	42500		UG/L
LC34-DPT0675-048.0-20181213	GW	12/13/2018	46	50	TT121018	1,1,2-TRICHLOROTRIFLUOROETHANE	76-13-1	1	U	UG/L
LC34-DPT0675-048.0-20181213	GW	12/13/2018	46	50	TT121018	TRICHLOROETHENE	79-01-6	1	U	UG/L
LC34-DPT0675-053.0-20181213	GW	12/13/2018	51	55	TT121018	CIS-1,2-DICHLOROETHENE	156-59-2	2		UG/L
LC34-DPT0675-058.0-20181213	GW	12/13/2018	56	60	TT121018	1,1,2-TRICHLOROTRIFLUOROETHANE	76-13-1	1	U	UG/L
LC34-DPT0675-058.0-20181213	GW	12/13/2018	56	60	TT121018	TRICHLOROETHENE	79-01-6	5		UG/L
LC34-DPT0675-063.0-20181213	GW	12/13/2018	61	65	TT121018	CIS-1,2-DICHLOROETHENE	156-59-2	26		UG/L
LC34-DPT0675-068.0-20181213	GW	12/13/2018	66	70	TT121018	1,1,2-TRICHLOROTRIFLUOROETHANE	76-13-1	1	U	UG/L
LC34-DPT0675-073.0-20181213	GW	12/13/2018	71	75	TT121018	TRANS-1,2-DICHLOROETHENE	156-60-5	290	U	UG/L
LC34-DPT0675-078.0-20181213	GW	12/13/2018	76	80	TT121018	1,1-DICHLOROETHENE	75-35-4	48		UG/L
LC34-DPT0675-078.0-20181213	GW	12/13/2018	76	80	TT121018	VINYL CHLORIDE	75-01-4	14		UG/L
LC34-DPT0675-083.0-20181213	GW	12/13/2018	81	85	TT121018	TRANS-1,2-DICHLOROETHENE	156-60-5	3	U	UG/L
LC34-DPT0675-088.0-20181213	GW	12/13/2018	86	90	TT121018	1,1-DICHLOROETHENE	75-35-4	1	U	UG/L
LC34-DPT0675-088.0-20181213	GW	12/13/2018	86	90	TT121018	VINYL CHLORIDE	75-01-4	1	U	UG/L
LC34-DPT0675-093.0-20181213	GW	12/13/2018	91	95	TT121018	TRANS-1,2-DICHLOROETHENE	156-60-5	5		UG/L
LC34-DPT0675-098.0-20181213	GW	12/13/2018	96	100	TT121018	1,1-DICHLOROETHENE	75-35-4	3	U	UG/L
LC34-DPT0675-098.0-20181213	GW	12/13/2018	96	100	TT121018	VINYL CHLORIDE	75-01-4	6		UG/L
LC34-DPT0676-008.0-20181214	GW	12/14/2018	6	10	TT121018	TRANS-1,2-DICHLOROETHENE	156-60-5	1	U	UG/L
LC34-DPT0676-013.0-20181214	GW	12/14/2018	11	15	TT121018	1,1-DICHLOROETHENE	75-35-4	2	U	UG/L
LC34-DPT0676-013.0-20181214	GW	12/14/2018	11	15	TT121018	VINYL CHLORIDE	75-01-4	35		UG/L
LC34-DPT0676-018.0-20181214	GW	12/14/2018	16	20	TT121018	TRANS-1,2-DICHLOROETHENE	156-60-5	190		UG/L
LC34-DPT0676-023.0-20181214	GW	12/14/2018	21	25	TT121018	1,1-DICHLOROETHENE	75-35-4	290	U	UG/L
LC34-DPT0676-023.0-20181214	GW	12/14/2018	21	25	TT121018	VINYL CHLORIDE	75-01-4	2500		UG/L
LC34-DPT0676-028.0-20181214	GW	12/14/2018	26	30	TT121018	TRANS-1,2-DICHLOROETHENE	156-60-5	3100		UG/L
LC34-DPT0676-033.0-20181214	GW	12/14/2018	31	35	TT121018	1,1-DICHLOROETHENE	75-35-4	290	U	UG/L
LC34-DPT0676-033.0-20181214	GW	12/14/2018	31	35	TT121018	VINYL CHLORIDE	75-01-4	29100		UG/L
LC34-DPT0676-038.0-20181214	GW	12/14/2018	36	40	TT121018	TRANS-1,2-DICHLOROETHENE	156-60-5	100	U	UG/L

Sample	Matrix	Sample Date	Top Depth	Bottom Depth	SDG	Parameter	CAS	Lab Result	Lab Qualifier	Units
LC34-DPT0676-043.0-20181214	GW	12/14/2018	41	45	TT121018	1,1-DICHLOROETHENE	75-35-4	1	U	UG/L
LC34-DPT0676-043.0-20181214	GW	12/14/2018	41	45	TT121018	VINYL CHLORIDE	75-01-4	40		UG/L
LC34-DPT0676-048.0-20181214	GW	12/14/2018	46	50	TT121018	TRANS-1,2-DICHLOROETHENE	156-60-5	1	U	UG/L
LC34-DPT0676-053.0-20181214	GW	12/14/2018	51	55	TT121018	1,1-DICHLOROETHENE	75-35-4	1	U	UG/L
LC34-DPT0676-053.0-20181214	GW	12/14/2018	51	55	TT121018	VINYL CHLORIDE	75-01-4	1	U	UG/L
LC34-DPT0676-058.0-20181214	GW	12/14/2018	56	60	TT121018	TRANS-1,2-DICHLOROETHENE	156-60-5	1	U	UG/L
LC34-DPT0676-063.0-20181214	GW	12/14/2018	61	65	TT121018	1,1-DICHLOROETHENE	75-35-4	1	U	UG/L
LC34-DPT0676-063.0-20181214	GW	12/14/2018	61	65	TT121018	VINYL CHLORIDE	75-01-4	3		UG/L
LC34-DPT0676-068.0-20181214	GW	12/14/2018	66	70	TT121018	TRANS-1,2-DICHLOROETHENE	156-60-5	1	U	UG/L
LC34-DPT0676-073.0-20181214	GW	12/14/2018	71	75	TT121018	1,1-DICHLOROETHENE	75-35-4	1	U	UG/L
LC34-DPT0676-073.0-20181214	GW	12/14/2018	71	75	TT121018	VINYL CHLORIDE	75-01-4	4		UG/L
LC34-DPT0676-078.0-20181214	GW	12/14/2018	76	80	TT121018	TRANS-1,2-DICHLOROETHENE	156-60-5	1	U	UG/L
LC34-DPT0676-083.0-20181214	GW	12/14/2018	81	85	TT121018	1,1-DICHLOROETHENE	75-35-4	1	U	UG/L
LC34-DPT0676-083.0-20181214	GW	12/14/2018	81	85	TT121018	VINYL CHLORIDE	75-01-4	1	U	UG/L
LC34-DPT0676-088.0-20181214	GW	12/14/2018	86	90	TT121018	TRANS-1,2-DICHLOROETHENE	156-60-5	1	U	UG/L
LC34-DPT0676-093.0-20181214	GW	12/14/2018	91	95	TT121018	1,1-DICHLOROETHENE	75-35-4	1	U	UG/L
LC34-DPT0676-093.0-20181214	GW	12/14/2018	91	95	TT121018	VINYL CHLORIDE	75-01-4	3		UG/L
LC34-DPT0676-098.0-20181214	GW	12/14/2018	96	100	TT121018	TRANS-1,2-DICHLOROETHENE	156-60-5	1	U	UG/L
LC34-DPT0677-008.0-20181217	GW	12/17/2018	6	10	TT121018	1,1-DICHLOROETHENE	75-35-4	1	U	UG/L
LC34-DPT0677-008.0-20181217	GW	12/17/2018	6	10	TT121018	VINYL CHLORIDE	75-01-4	1	U	UG/L
LC34-DPT0677-013.0-20181217	GW	12/17/2018	11	15	TT121018	TRANS-1,2-DICHLOROETHENE	156-60-5	1	U	UG/L
LC34-DPT0677-018.0-20181217	GW	12/17/2018	16	20	TT121018	1,1-DICHLOROETHENE	75-35-4	100	U	UG/L
LC34-DPT0677-018.0-20181217	GW	12/17/2018	16	20	TT121018	VINYL CHLORIDE	75-01-4	550		UG/L
LC34-DPT0677-023.0-20181217	GW	12/17/2018	21	25	TT121018	TRANS-1,2-DICHLOROETHENE	156-60-5	3	U	UG/L
LC34-DPT0677-028.0-20181217	GW	12/17/2018	26	30	TT121018	1,1-DICHLOROETHENE	75-35-4	200	U	UG/L
LC34-DPT0677-028.0-20181217	GW	12/17/2018	26	30	TT121018	VINYL CHLORIDE	75-01-4	4900		UG/L
LC34-DPT0677-033.0-20181217	GW	12/17/2018	31	35	TT121018	TRANS-1,2-DICHLOROETHENE	156-60-5	8200		UG/L
LC34-DPT0677-038.0-20181217	GW	12/17/2018	36	40	TT121018	1,1-DICHLOROETHENE	75-35-4	290	U	UG/L
LC34-DPT0677-038.0-20181217	GW	12/17/2018	36	40	TT121018	VINYL CHLORIDE	75-01-4	25400		UG/L
LC34-DPT0677-043.0-20181217	GW	12/17/2018	41	45	TT121018	TRANS-1,2-DICHLOROETHENE	156-60-5	140		UG/L
LC34-DPT0677-048.0-20181217	GW	12/17/2018	46	50	TT121018	1,1-DICHLOROETHENE	75-35-4	10	U	UG/L
LC34-DPT0677-048.0-20181217	GW	12/17/2018	46	50	TT121018	VINYL CHLORIDE	75-01-4	710		UG/L
LC34-DPT0677-053.0-20181217	GW	12/17/2018	51	55	TT121018	TRANS-1,2-DICHLOROETHENE	156-60-5	1	U	UG/L
LC34-DPT0677-058.0-20181217	GW	12/17/2018	56	60	TT121018	1,1-DICHLOROETHENE	75-35-4	20	U	UG/L
LC34-DPT0677-058.0-20181217	GW	12/17/2018	56	60	TT121018	VINYL CHLORIDE	75-01-4	2700		UG/L
LC34-DPT0677-063.0-20181217	GW	12/17/2018	61	65	TT121018	TRANS-1,2-DICHLOROETHENE	156-60-5	8		UG/L
LC34-DPT0677-053.0-20181217	GW	12/17/2018	51	55	TT121018	TRICHLOROETHENE	79-01-6	1	U	UG/L
LC34-DPT0677-058.0-20181217	GW	12/17/2018	56	60	TT121018	CIS-1,2-DICHLOROETHENE	156-59-2	610		UG/L
LC34-DPT0677-063.0-20181217	GW	12/17/2018	61	65	TT121018	1,1,2-TRICHLOROTRIFLUOROETHANE	76-13-1	5	U	UG/L
LC34-DPT0677-063.0-20181217	GW	12/17/2018	61	65	TT121018	TRICHLOROETHENE	79-01-6	5	U	UG/L

Sample	Matrix	Sample Date	Top Depth	Bottom Depth	SDG	Parameter	CAS	Lab Result	Lab Qualifier	Units
LC34-DPT0677-068.0-20181217	GW	12/17/2018	66	70	TT121018	CIS-1,2-DICHLOROETHENE	156-59-2	7		UG/L
LC34-DPT0677-073.0-20181217	GW	12/17/2018	71	75	TT121018	1,1,2-TRICHLOROTRIFLUOROETHANE	76-13-1	1	U	UG/L
LC34-DPT0677-073.0-20181217	GW	12/17/2018	71	75	TT121018	TRICHLOROETHENE	79-01-6	1	U	UG/L
LC34-DPT0677-078.0-20181217	GW	12/17/2018	76	80	TT121018	CIS-1,2-DICHLOROETHENE	156-59-2	26		UG/L
LC34-DPT0677-083.0-20181217	GW	12/17/2018	81	85	TT121018	1,1,2-TRICHLOROTRIFLUOROETHANE	76-13-1	1	U	UG/L
LC34-DPT0677-083.0-20181217	GW	12/17/2018	81	85	TT121018	TRICHLOROETHENE	79-01-6	1	U	UG/L
LC34-DPT0677-088.0-20181217	GW	12/17/2018	86	90	TT121018	CIS-1,2-DICHLOROETHENE	156-59-2	220		UG/L
LC34-DPT0677-093.0-20181217	GW	12/17/2018	91	95	TT121018	1,1,2-TRICHLOROTRIFLUOROETHANE	76-13-1	3	U	UG/L
LC34-DPT0677-093.0-20181217	GW	12/17/2018	91	95	TT121018	TRICHLOROETHENE	79-01-6	3	U	UG/L
LC34-DPT0677-098.0-20181217	GW	12/17/2018	96	100	TT121018	CIS-1,2-DICHLOROETHENE	156-59-2	17		UG/L
LC34-DPT0678-008.0-20181218	GW	12/18/2018	6	10	TT121018	1,1,2-TRICHLOROTRIFLUOROETHANE	76-13-1	1	U	UG/L
LC34-DPT0678-008.0-20181218	GW	12/18/2018	6	10	TT121018	TRICHLOROETHENE	79-01-6	1	U	UG/L
LC34-DPT0678-013.0-20181218	GW	12/18/2018	11	15	TT121018	CIS-1,2-DICHLOROETHENE	156-59-2	1		UG/L
LC34-DPT0678-018.0-20181218	GW	12/18/2018	16	20	TT121018	1,1,2-TRICHLOROTRIFLUOROETHANE	76-13-1	1	U	UG/L
LC34-DPT0678-018.0-20181218	GW	12/18/2018	16	20	TT121018	TRICHLOROETHENE	79-01-6	2		UG/L
LC34-DPT0678-023.0-20181218	GW	12/18/2018	21	25	TT121018	CIS-1,2-DICHLOROETHENE	156-59-2	3300		UG/L
LC34-DPT0678-028.0-20181218	GW	12/18/2018	26	30	TT121018	1,1,2-TRICHLOROTRIFLUOROETHANE	76-13-1	200	U	UG/L
LC34-DPT0678-028.0-20181218	GW	12/18/2018	26	30	TT121018	TRICHLOROETHENE	79-01-6	37400		UG/L
LC34-DPT0678-033.0-20181218	GW	12/18/2018	31	35	TT121018	CIS-1,2-DICHLOROETHENE	156-59-2	135000		UG/L
LC34-DPT0678-038.0-20181218	GW	12/18/2018	36	40	TT121018	1,1,2-TRICHLOROTRIFLUOROETHANE	76-13-1	200	U	UG/L
LC34-DPT0678-038.0-20181218	GW	12/18/2018	36	40	TT121018	TRICHLOROETHENE	79-01-6	200	U	UG/L
LC34-DPT0678-043.0-20181218	GW	12/18/2018	41	45	TT121018	CIS-1,2-DICHLOROETHENE	156-59-2	1600		UG/L
LC34-DPT0678-048.0-20181218	GW	12/18/2018	46	50	TT121018	1,1,2-TRICHLOROTRIFLUOROETHANE	76-13-1	1000	U	UG/L
LC34-DPT0678-048.0-20181218	GW	12/18/2018	46	50	TT121018	TRICHLOROETHENE	79-01-6	20200		UG/L
LC34-DPT0678-053.0-20181218	GW	12/18/2018	51	55	TT121018	CIS-1,2-DICHLOROETHENE	156-59-2	3300		UG/L
LC34-DPT0678-058.0-20181218	GW	12/18/2018	56	60	TT121018	1,1,2-TRICHLOROTRIFLUOROETHANE	76-13-1	3	U	UG/L
LC34-DPT0678-058.0-20181218	GW	12/18/2018	56	60	TT121018	TRICHLOROETHENE	79-01-6	7		UG/L
LC34-DPT0678-063.0-20181218	GW	12/18/2018	61	65	TT121018	CIS-1,2-DICHLOROETHENE	156-59-2	12		UG/L
LC34-DPT0678-068.0-20181218	GW	12/18/2018	66	70	TT121018	1,1,2-TRICHLOROTRIFLUOROETHANE	76-13-1	1	U	UG/L
LC34-DPT0678-068.0-20181218	GW	12/18/2018	66	70	TT121018	TRICHLOROETHENE	79-01-6	1	U	UG/L
LC34-DPT0678-073.0-20181218	GW	12/18/2018	71	75	TT121018	CIS-1,2-DICHLOROETHENE	156-59-2	8		UG/L
LC34-DPT0678-078.0-20181218	GW	12/18/2018	76	80	TT121018	1,1,2-TRICHLOROTRIFLUOROETHANE	76-13-1	1	U	UG/L
LC34-DPT0678-078.0-20181218	GW	12/18/2018	76	80	TT121018	TRICHLOROETHENE	79-01-6	1		UG/L
LC34-DPT0678-083.0-20181218	GW	12/18/2018	81	85	TT121018	CIS-1,2-DICHLOROETHENE	156-59-2	3		UG/L
LC34-DPT0678-088.0-20181218	GW	12/18/2018	86	90	TT121018	1,1,2-TRICHLOROTRIFLUOROETHANE	76-13-1	1	U	UG/L
LC34-DPT0678-088.0-20181218	GW	12/18/2018	86	90	TT121018	TRICHLOROETHENE	79-01-6	4		UG/L
LC34-DPT0678-093.0-20181218	GW	12/18/2018	91	95	TT121018	CIS-1,2-DICHLOROETHENE	156-59-2	240		UG/L
LC34-DPT0678-098.0-20181218	GW	12/18/2018	96	100	TT121018	1,1,2-TRICHLOROTRIFLUOROETHANE	76-13-1	1	U	UG/L
LC34-DPT0678-098.0-20181218	GW	12/18/2018	96	100	TT121018	TRICHLOROETHENE	79-01-6	3		UG/L
LC34-DPT0679-008.0-20181219	GW	12/19/2018	6	10	TT121018	CIS-1,2-DICHLOROETHENE	156-59-2	4		UG/L

Sample	Matrix	Sample Date	Top Depth	Bottom Depth	SDG	Parameter	CAS	Lab Result	Lab Qualifier	Units
LC34-DPT0679-013.0-20181219	GW	12/19/2018	11	15	TT121018	1,1,2-TRICHLOROTRIFLUOROETHANE	76-13-1	1	U	UG/L
LC34-DPT0679-013.0-20181219	GW	12/19/2018	11	15	TT121018	TRICHLOROETHENE	79-01-6	2		UG/L
LC34-DPT0679-018.0-20181219	GW	12/19/2018	16	20	TT121018	CIS-1,2-DICHLOROETHENE	156-59-2	33		UG/L
LC34-DPT0679-023.0-20181219	GW	12/19/2018	21	25	TT121018	1,1,2-TRICHLOROTRIFLUOROETHANE	76-13-1	40	U	UG/L
LC34-DPT0679-023.0-20181219	GW	12/19/2018	21	25	TT121018	TRICHLOROETHENE	79-01-6	40	U	UG/L
LC34-DPT0679-028.0-20181219	GW	12/19/2018	26	30	TT121018	CIS-1,2-DICHLOROETHENE	156-59-2	220		UG/L
LC34-DPT0679-033.0-20181219	GW	12/19/2018	31	35	TT121018	1,1,2-TRICHLOROTRIFLUOROETHANE	76-13-1	100	U	UG/L
LC34-DPT0679-033.0-20181219	GW	12/19/2018	31	35	TT121018	TRICHLOROETHENE	79-01-6	100	U	UG/L
LC34-DPT0679-038.0-20181219	GW	12/19/2018	36	40	TT121018	CIS-1,2-DICHLOROETHENE	156-59-2	330		UG/L
LC34-DPT0679-043.0-20181219	GW	12/19/2018	41	45	TT121018	1,1,2-TRICHLOROTRIFLUOROETHANE	76-13-1	1	U	UG/L
LC34-DPT0675-068.0-20181213	GW	12/13/2018	66	70	TT121018	TRICHLOROETHENE	79-01-6	1		UG/L
LC34-DPT0675-073.0-20181213	GW	12/13/2018	71	75	TT121018	CIS-1,2-DICHLOROETHENE	156-59-2	3000		UG/L
LC34-DPT0675-078.0-20181213	GW	12/13/2018	76	80	TT121018	1,1,2-TRICHLOROTRIFLUOROETHANE	76-13-1	10	U	UG/L
LC34-DPT0675-078.0-20181213	GW	12/13/2018	76	80	TT121018	TRICHLOROETHENE	79-01-6	92200		UG/L
LC34-DPT0675-083.0-20181213	GW	12/13/2018	81	85	TT121018	CIS-1,2-DICHLOROETHENE	156-59-2	26		UG/L
LC34-DPT0675-088.0-20181213	GW	12/13/2018	86	90	TT121018	1,1,2-TRICHLOROTRIFLUOROETHANE	76-13-1	1	U	UG/L
LC34-DPT0675-088.0-20181213	GW	12/13/2018	86	90	TT121018	TRICHLOROETHENE	79-01-6	17		UG/L
LC34-DPT0675-093.0-20181213	GW	12/13/2018	91	95	TT121018	CIS-1,2-DICHLOROETHENE	156-59-2	320		UG/L
LC34-DPT0675-098.0-20181213	GW	12/13/2018	96	100	TT121018	1,1,2-TRICHLOROTRIFLUOROETHANE	76-13-1	3	U	UG/L
LC34-DPT0675-098.0-20181213	GW	12/13/2018	96	100	TT121018	TRICHLOROETHENE	79-01-6	180	NULL	UG/L
LC34-DPT0676-008.0-20181214	GW	12/14/2018	6	10	TT121018	CIS-1,2-DICHLOROETHENE	156-59-2	5		UG/L
LC34-DPT0676-013.0-20181214	GW	12/14/2018	11	15	TT121018	1,1,2-TRICHLOROTRIFLUOROETHANE	76-13-1	2	U	UG/L
LC34-DPT0676-013.0-20181214	GW	12/14/2018	11	15	TT121018	TRICHLOROETHENE	79-01-6	2	U	UG/L
LC34-DPT0676-018.0-20181214	GW	12/14/2018	16	20	TT121018	CIS-1,2-DICHLOROETHENE	156-59-2	3900		UG/L
LC34-DPT0676-023.0-20181214	GW	12/14/2018	21	25	TT121018	1,1,2-TRICHLOROTRIFLUOROETHANE	76-13-1	290	U	UG/L
LC34-DPT0676-023.0-20181214	GW	12/14/2018	21	25	TT121018	TRICHLOROETHENE	79-01-6	290	U	UG/L
LC34-DPT0676-028.0-20181214	GW	12/14/2018	26	30	TT121018	CIS-1,2-DICHLOROETHENE	156-59-2	73800		UG/L
LC34-DPT0676-033.0-20181214	GW	12/14/2018	31	35	TT121018	1,1,2-TRICHLOROTRIFLUOROETHANE	76-13-1	290	U	UG/L
LC34-DPT0676-033.0-20181214	GW	12/14/2018	31	35	TT121018	TRICHLOROETHENE	79-01-6	290	U	UG/L
LC34-DPT0676-038.0-20181214	GW	12/14/2018	36	40	TT121018	CIS-1,2-DICHLOROETHENE	156-59-2	180		UG/L
LC34-DPT0676-043.0-20181214	GW	12/14/2018	41	45	TT121018	1,1,2-TRICHLOROTRIFLUOROETHANE	76-13-1	1	U	UG/L
LC34-DPT0676-043.0-20181214	GW	12/14/2018	41	45	TT121018	TRICHLOROETHENE	79-01-6	1	U	UG/L
LC34-DPT0676-048.0-20181214	GW	12/14/2018	46	50	TT121018	CIS-1,2-DICHLOROETHENE	156-59-2	3		UG/L
LC34-DPT0676-053.0-20181214	GW	12/14/2018	51	55	TT121018	1,1,2-TRICHLOROTRIFLUOROETHANE	76-13-1	1	U	UG/L
LC34-DPT0676-053.0-20181214	GW	12/14/2018	51	55	TT121018	TRICHLOROETHENE	79-01-6	1	U	UG/L
LC34-DPT0676-058.0-20181214	GW	12/14/2018	56	60	TT121018	CIS-1,2-DICHLOROETHENE	156-59-2	1		UG/L
LC34-DPT0676-063.0-20181214	GW	12/14/2018	61	65	TT121018	1,1,2-TRICHLOROTRIFLUOROETHANE	76-13-1	1	U	UG/L
LC34-DPT0676-063.0-20181214	GW	12/14/2018	61	65	TT121018	TRICHLOROETHENE	79-01-6	1	U	UG/L
LC34-DPT0676-068.0-20181214	GW	12/14/2018	66	70	TT121018	CIS-1,2-DICHLOROETHENE	156-59-2	31		UG/L
LC34-DPT0676-073.0-20181214	GW	12/14/2018	71	75	TT121018	1,1,2-TRICHLOROTRIFLUOROETHANE	76-13-1	1	U	UG/L

Sample	Matrix	Sample Date	Top Depth	Bottom Depth	SDG	Parameter	CAS	Lab Result	Lab Qualifier	Units
LC34-DPT0676-073.0-20181214	GW	12/14/2018	71	75	TT121018	TRICHLOROETHENE	79-01-6	1	U	UG/L
LC34-DPT0676-078.0-20181214	GW	12/14/2018	76	80	TT121018	CIS-1,2-DICHLOROETHENE	156-59-2	4		UG/L
LC34-DPT0676-083.0-20181214	GW	12/14/2018	81	85	TT121018	1,1,2-TRICHLOROTRIFLUOROETHANE	76-13-1	1	U	UG/L
LC34-DPT0676-083.0-20181214	GW	12/14/2018	81	85	TT121018	TRICHLOROETHENE	79-01-6	1	U	UG/L
LC34-DPT0676-088.0-20181214	GW	12/14/2018	86	90	TT121018	CIS-1,2-DICHLOROETHENE	156-59-2	4		UG/L
LC34-DPT0676-093.0-20181214	GW	12/14/2018	91	95	TT121018	1,1,2-TRICHLOROTRIFLUOROETHANE	76-13-1	1	U	UG/L
LC34-DPT0676-093.0-20181214	GW	12/14/2018	91	95	TT121018	TRICHLOROETHENE	79-01-6	1	U	UG/L
LC34-DPT0676-098.0-20181214	GW	12/14/2018	96	100	TT121018	CIS-1,2-DICHLOROETHENE	156-59-2	2		UG/L
LC34-DPT0677-008.0-20181217	GW	12/17/2018	6	10	TT121018	1,1,2-TRICHLOROTRIFLUOROETHANE	76-13-1	1	U	UG/L
LC34-DPT0677-008.0-20181217	GW	12/17/2018	6	10	TT121018	TRICHLOROETHENE	79-01-6	1	U	UG/L
LC34-DPT0677-013.0-20181217	GW	12/17/2018	11	15	TT121018	CIS-1,2-DICHLOROETHENE	156-59-2	2		UG/L
LC34-DPT0677-018.0-20181217	GW	12/17/2018	16	20	TT121018	1,1,2-TRICHLOROTRIFLUOROETHANE	76-13-1	100	U	UG/L
LC34-DPT0677-018.0-20181217	GW	12/17/2018	16	20	TT121018	TRICHLOROETHENE	79-01-6	100	U	UG/L
LC34-DPT0677-023.0-20181217	GW	12/17/2018	21	25	TT121018	CIS-1,2-DICHLOROETHENE	156-59-2	290		UG/L
LC34-DPT0677-028.0-20181217	GW	12/17/2018	26	30	TT121018	1,1,2-TRICHLOROTRIFLUOROETHANE	76-13-1	200	U	UG/L
LC34-DPT0677-028.0-20181217	GW	12/17/2018	26	30	TT121018	TRICHLOROETHENE	79-01-6	200	U	UG/L
LC34-DPT0677-033.0-20181217	GW	12/17/2018	31	35	TT121018	CIS-1,2-DICHLOROETHENE	156-59-2	148000		UG/L
LC34-DPT0677-038.0-20181217	GW	12/17/2018	36	40	TT121018	1,1,2-TRICHLOROTRIFLUOROETHANE	76-13-1	290	U	UG/L
LC34-DPT0677-038.0-20181217	GW	12/17/2018	36	40	TT121018	TRICHLOROETHENE	79-01-6	290	U	UG/L
LC34-DPT0677-043.0-20181217	GW	12/17/2018	41	45	TT121018	CIS-1,2-DICHLOROETHENE	156-59-2	4800		UG/L
LC34-DPT0677-048.0-20181217	GW	12/17/2018	46	50	TT121018	1,1,2-TRICHLOROTRIFLUOROETHANE	76-13-1	10	U	UG/L
LC34-DPT0677-048.0-20181217	GW	12/17/2018	46	50	TT121018	TRICHLOROETHENE	79-01-6	10	U	UG/L
LC34-DPT0677-053.0-20181217	GW	12/17/2018	51	55	TT121018	CIS-1,2-DICHLOROETHENE	156-59-2	4		UG/L
LC34-DPT0677-058.0-20181217	GW	12/17/2018	56	60	TT121018	1,1,2-TRICHLOROTRIFLUOROETHANE	76-13-1	20	U	UG/L
LC34-DPT0677-068.0-20181217	GW	12/17/2018	66	70	TT121018	1,1-DICHLOROETHENE	75-35-4	1	U	UG/L
LC34-DPT0677-068.0-20181217	GW	12/17/2018	66	70	TT121018	VINYL CHLORIDE	75-01-4	1		UG/L
LC34-DPT0677-073.0-20181217	GW	12/17/2018	71	75	TT121018	TRANS-1,2-DICHLOROETHENE	156-60-5	1	U	UG/L
LC34-DPT0677-078.0-20181217	GW	12/17/2018	76	80	TT121018	1,1-DICHLOROETHENE	75-35-4	1	U	UG/L
LC34-DPT0677-078.0-20181217	GW	12/17/2018	76	80	TT121018	VINYL CHLORIDE	75-01-4	3		UG/L
LC34-DPT0677-083.0-20181217	GW	12/17/2018	81	85	TT121018	TRANS-1,2-DICHLOROETHENE	156-60-5	1	U	UG/L
LC34-DPT0677-088.0-20181217	GW	12/17/2018	86	90	TT121018	1,1-DICHLOROETHENE	75-35-4	1	U	UG/L
LC34-DPT0677-088.0-20181217	GW	12/17/2018	86	90	TT121018	VINYL CHLORIDE	75-01-4	11		UG/L
LC34-DPT0677-093.0-20181217	GW	12/17/2018	91	95	TT121018	TRANS-1,2-DICHLOROETHENE	156-60-5	3		UG/L
LC34-DPT0677-098.0-20181217	GW	12/17/2018	96	100	TT121018	1,1-DICHLOROETHENE	75-35-4	1	U	UG/L
LC34-DPT0677-098.0-20181217	GW	12/17/2018	96	100	TT121018	VINYL CHLORIDE	75-01-4	2		UG/L
LC34-DPT0678-008.0-20181218	GW	12/18/2018	6	10	TT121018	TRANS-1,2-DICHLOROETHENE	156-60-5	1	U	UG/L
LC34-DPT0678-013.0-20181218	GW	12/18/2018	11	15	TT121018	1,1-DICHLOROETHENE	75-35-4	1	U	UG/L
LC34-DPT0678-013.0-20181218	GW	12/18/2018	11	15	TT121018	VINYL CHLORIDE	75-01-4	1	U	UG/L
LC34-DPT0678-018.0-20181218	GW	12/18/2018	16	20	TT121018	TRANS-1,2-DICHLOROETHENE	156-60-5	1	U	UG/L
LC34-DPT0678-023.0-20181218	GW	12/18/2018	21	25	TT121018	1,1-DICHLOROETHENE	75-35-4	40	U	UG/L

Sample	Matrix	Sample Date	Top Depth	Bottom Depth	SDG	Parameter	CAS	Lab Result	Lab Qualifier	Units
LC34-DPT0678-023.0-20181218	GW	12/18/2018	21	25	TT121018	VINYL CHLORIDE	75-01-4	3700		UG/L
LC34-DPT0678-028.0-20181218	GW	12/18/2018	26	30	TT121018	TRANS-1,2-DICHLOROETHENE	156-60-5	4600		UG/L
LC34-DPT0678-033.0-20181218	GW	12/18/2018	31	35	TT121018	1,1-DICHLOROETHENE	75-35-4	250	U	UG/L
LC34-DPT0678-033.0-20181218	GW	12/18/2018	31	35	TT121018	VINYL CHLORIDE	75-01-4	49400		UG/L
LC34-DPT0678-038.0-20181218	GW	12/18/2018	36	40	TT121018	TRANS-1,2-DICHLOROETHENE	156-60-5	210		UG/L
LC34-DPT0678-043.0-20181218	GW	12/18/2018	41	45	TT121018	1,1-DICHLOROETHENE	75-35-4	40	U	UG/L
LC34-DPT0678-043.0-20181218	GW	12/18/2018	41	45	TT121018	VINYL CHLORIDE	75-01-4	2700		UG/L
LC34-DPT0678-048.0-20181218	GW	12/18/2018	46	50	TT121018	TRANS-1,2-DICHLOROETHENE	156-60-5	1000	U	UG/L
LC34-DPT0678-053.0-20181218	GW	12/18/2018	51	55	TT121018	1,1-DICHLOROETHENE	75-35-4	20	U	UG/L
LC34-DPT0678-053.0-20181218	GW	12/18/2018	51	55	TT121018	VINYL CHLORIDE	75-01-4	20	U	UG/L
LC34-DPT0678-058.0-20181218	GW	12/18/2018	56	60	TT121018	TRANS-1,2-DICHLOROETHENE	156-60-5	20		UG/L
LC34-DPT0678-063.0-20181218	GW	12/18/2018	61	65	TT121018	1,1-DICHLOROETHENE	75-35-4	1	U	UG/L
LC34-DPT0678-063.0-20181218	GW	12/18/2018	61	65	TT121018	VINYL CHLORIDE	75-01-4	1	U	UG/L
LC34-DPT0678-068.0-20181218	GW	12/18/2018	66	70	TT121018	TRANS-1,2-DICHLOROETHENE	156-60-5	1	U	UG/L
LC34-DPT0678-073.0-20181218	GW	12/18/2018	71	75	TT121018	1,1-DICHLOROETHENE	75-35-4	1	U	UG/L
LC34-DPT0678-073.0-20181218	GW	12/18/2018	71	75	TT121018	VINYL CHLORIDE	75-01-4	1	U	UG/L
LC34-DPT0678-078.0-20181218	GW	12/18/2018	76	80	TT121018	TRANS-1,2-DICHLOROETHENE	156-60-5	1	U	UG/L
LC34-DPT0678-083.0-20181218	GW	12/18/2018	81	85	TT121018	1,1-DICHLOROETHENE	75-35-4	1	U	UG/L
LC34-DPT0678-083.0-20181218	GW	12/18/2018	81	85	TT121018	VINYL CHLORIDE	75-01-4	1	U	UG/L
LC34-DPT0678-088.0-20181218	GW	12/18/2018	86	90	TT121018	TRANS-1,2-DICHLOROETHENE	156-60-5	1	U	UG/L
LC34-DPT0678-093.0-20181218	GW	12/18/2018	91	95	TT121018	1,1-DICHLOROETHENE	75-35-4	1	U	UG/L
LC34-DPT0678-093.0-20181218	GW	12/18/2018	91	95	TT121018	VINYL CHLORIDE	75-01-4	34		UG/L
LC34-DPT0678-098.0-20181218	GW	12/18/2018	96	100	TT121018	TRANS-1,2-DICHLOROETHENE	156-60-5	1	U	UG/L
LC34-DPT0679-008.0-20181219	GW	12/19/2018	6	10	TT121018	1,1-DICHLOROETHENE	75-35-4	1	U	UG/L
LC34-DPT0679-008.0-20181219	GW	12/19/2018	6	10	TT121018	VINYL CHLORIDE	75-01-4	6		UG/L
LC34-DPT0679-013.0-20181219	GW	12/19/2018	11	15	TT121018	TRANS-1,2-DICHLOROETHENE	156-60-5	1	U	UG/L
LC34-DPT0679-018.0-20181219	GW	12/19/2018	16	20	TT121018	1,1-DICHLOROETHENE	75-35-4	2	U	UG/L
LC34-DPT0679-018.0-20181219	GW	12/19/2018	16	20	TT121018	VINYL CHLORIDE	75-01-4	130		UG/L
LC34-DPT0679-023.0-20181219	GW	12/19/2018	21	25	TT121018	TRANS-1,2-DICHLOROETHENE	156-60-5	99		UG/L
LC34-DPT0679-028.0-20181219	GW	12/19/2018	26	30	TT121018	1,1-DICHLOROETHENE	75-35-4	40	U	UG/L
LC34-DPT0679-028.0-20181219	GW	12/19/2018	26	30	TT121018	VINYL CHLORIDE	75-01-4	28600		UG/L
LC34-DPT0679-033.0-20181219	GW	12/19/2018	31	35	TT121018	TRANS-1,2-DICHLOROETHENE	156-60-5	100	U	UG/L
LC34-DPT0679-038.0-20181219	GW	12/19/2018	36	40	TT121018	1,1-DICHLOROETHENE	75-35-4	20	U	UG/L
LC34-DPT0679-038.0-20181219	GW	12/19/2018	36	40	TT121018	VINYL CHLORIDE	75-01-4	1300		UG/L
LC34-DPT0679-043.0-20181219	GW	12/19/2018	41	45	TT121018	TRANS-1,2-DICHLOROETHENE	156-60-5	1	U	UG/L
LC34-DPT0679-048.0-20181219	GW	12/19/2018	46	50	TT121018	1,1-DICHLOROETHENE	75-35-4	1	U	UG/L
LC34-DPT0679-048.0-20181219	GW	12/19/2018	46	50	TT121018	VINYL CHLORIDE	75-01-4	1	U	UG/L
LC34-DPT0679-053.0-20181219	GW	12/19/2018	51	55	TT121018	TRANS-1,2-DICHLOROETHENE	156-60-5	1	U	UG/L
LC34-DPT0679-058.0-20181219	GW	12/19/2018	56	60	TT121018	1,1-DICHLOROETHENE	75-35-4	1	U	UG/L
LC34-DPT0677-058.0-20181217	GW	12/17/2018	56	60	TT121018	TRICHLOROETHENE	79-01-6	20	U	UG/L

Sample	Matrix	Sample Date	Top Depth	Bottom Depth	SDG	Parameter	CAS	Lab Result	Lab Qualifier	Units
LC34-DPT0677-063.0-20181217	GW	12/17/2018	61	65	TT121018	CIS-1,2-DICHLOROETHENE	156-59-2	91		UG/L
LC34-DPT0677-068.0-20181217	GW	12/17/2018	66	70	TT121018	1,1,2-TRICHLOROTRIFLUOROETHANE	76-13-1	1	U	UG/L
LC34-DPT0677-068.0-20181217	GW	12/17/2018	66	70	TT121018	TRICHLOROETHENE	79-01-6	1	U	UG/L
LC34-DPT0677-073.0-20181217	GW	12/17/2018	71	75	TT121018	CIS-1,2-DICHLOROETHENE	156-59-2	7		UG/L
LC34-DPT0677-078.0-20181217	GW	12/17/2018	76	80	TT121018	1,1,2-TRICHLOROTRIFLUOROETHANE	76-13-1	1	U	UG/L
LC34-DPT0677-078.0-20181217	GW	12/17/2018	76	80	TT121018	TRICHLOROETHENE	79-01-6	1	U	UG/L
LC34-DPT0677-083.0-20181217	GW	12/17/2018	81	85	TT121018	CIS-1,2-DICHLOROETHENE	156-59-2	17		UG/L
LC34-DPT0677-088.0-20181217	GW	12/17/2018	86	90	TT121018	1,1,2-TRICHLOROTRIFLUOROETHANE	76-13-1	1	U	UG/L
LC34-DPT0677-088.0-20181217	GW	12/17/2018	86	90	TT121018	TRICHLOROETHENE	79-01-6	1	U	UG/L
LC34-DPT0677-093.0-20181217	GW	12/17/2018	91	95	TT121018	CIS-1,2-DICHLOROETHENE	156-59-2	140		UG/L
LC34-DPT0677-098.0-20181217	GW	12/17/2018	96	100	TT121018	1,1,2-TRICHLOROTRIFLUOROETHANE	76-13-1	1	U	UG/L
LC34-DPT0677-098.0-20181217	GW	12/17/2018	96	100	TT121018	TRICHLOROETHENE	79-01-6	1	U	UG/L
LC34-DPT0678-008.0-20181218	GW	12/18/2018	6	10	TT121018	CIS-1,2-DICHLOROETHENE	156-59-2	1		UG/L
LC34-DPT0678-013.0-20181218	GW	12/18/2018	11	15	TT121018	1,1,2-TRICHLOROTRIFLUOROETHANE	76-13-1	1	U	UG/L
LC34-DPT0678-013.0-20181218	GW	12/18/2018	11	15	TT121018	TRICHLOROETHENE	79-01-6	3		UG/L
LC34-DPT0678-018.0-20181218	GW	12/18/2018	16	20	TT121018	CIS-1,2-DICHLOROETHENE	156-59-2	2		UG/L
LC34-DPT0678-023.0-20181218	GW	12/18/2018	21	25	TT121018	1,1,2-TRICHLOROTRIFLUOROETHANE	76-13-1	40	U	UG/L
LC34-DPT0678-023.0-20181218	GW	12/18/2018	21	25	TT121018	TRICHLOROETHENE	79-01-6	40	U	UG/L
LC34-DPT0678-028.0-20181218	GW	12/18/2018	26	30	TT121018	CIS-1,2-DICHLOROETHENE	156-59-2	83500		UG/L
LC34-DPT0678-033.0-20181218	GW	12/18/2018	31	35	TT121018	1,1,2-TRICHLOROTRIFLUOROETHANE	76-13-1	250	U	UG/L
LC34-DPT0678-033.0-20181218	GW	12/18/2018	31	35	TT121018	TRICHLOROETHENE	79-01-6	250	U	UG/L
LC34-DPT0678-038.0-20181218	GW	12/18/2018	36	40	TT121018	CIS-1,2-DICHLOROETHENE	156-59-2	4900		UG/L
LC34-DPT0678-043.0-20181218	GW	12/18/2018	41	45	TT121018	1,1,2-TRICHLOROTRIFLUOROETHANE	76-13-1	40	U	UG/L
LC34-DPT0678-043.0-20181218	GW	12/18/2018	41	45	TT121018	TRICHLOROETHENE	79-01-6	40	U	UG/L
LC34-DPT0678-048.0-20181218	GW	12/18/2018	46	50	TT121018	CIS-1,2-DICHLOROETHENE	156-59-2	78900		UG/L
LC34-DPT0678-053.0-20181218	GW	12/18/2018	51	55	TT121018	1,1,2-TRICHLOROTRIFLUOROETHANE	76-13-1	20	U	UG/L
LC34-DPT0678-053.0-20181218	GW	12/18/2018	51	55	TT121018	TRICHLOROETHENE	79-01-6	63		UG/L
LC34-DPT0678-058.0-20181218	GW	12/18/2018	56	60	TT121018	CIS-1,2-DICHLOROETHENE	156-59-2	150		UG/L
LC34-DPT0678-063.0-20181218	GW	12/18/2018	61	65	TT121018	1,1,2-TRICHLOROTRIFLUOROETHANE	76-13-1	1	U	UG/L
LC34-DPT0678-063.0-20181218	GW	12/18/2018	61	65	TT121018	TRICHLOROETHENE	79-01-6	2		UG/L
LC34-DPT0678-068.0-20181218	GW	12/18/2018	66	70	TT121018	CIS-1,2-DICHLOROETHENE	156-59-2	1	U	UG/L
LC34-DPT0678-073.0-20181218	GW	12/18/2018	71	75	TT121018	1,1,2-TRICHLOROTRIFLUOROETHANE	76-13-1	1	U	UG/L
LC34-DPT0678-073.0-20181218	GW	12/18/2018	71	75	TT121018	TRICHLOROETHENE	79-01-6	2		UG/L
LC34-DPT0678-078.0-20181218	GW	12/18/2018	76	80	TT121018	CIS-1,2-DICHLOROETHENE	156-59-2	8		UG/L
LC34-DPT0678-083.0-20181218	GW	12/18/2018	81	85	TT121018	1,1,2-TRICHLOROTRIFLUOROETHANE	76-13-1	1	U	UG/L
LC34-DPT0678-083.0-20181218	GW	12/18/2018	81	85	TT121018	TRICHLOROETHENE	79-01-6	1	U	UG/L
LC34-DPT0678-088.0-20181218	GW	12/18/2018	86	90	TT121018	CIS-1,2-DICHLOROETHENE	156-59-2	35		UG/L
LC34-DPT0678-093.0-20181218	GW	12/18/2018	91	95	TT121018	1,1,2-TRICHLOROTRIFLUOROETHANE	76-13-1	1	U	UG/L
LC34-DPT0678-093.0-20181218	GW	12/18/2018	91	95	TT121018	TRICHLOROETHENE	79-01-6	21		UG/L
LC34-DPT0678-098.0-20181218	GW	12/18/2018	96	100	TT121018	CIS-1,2-DICHLOROETHENE	156-59-2	7		UG/L

Sample	Matrix	Sample Date	Top Depth	Bottom Depth	SDG	Parameter	CAS	Lab Result	Lab Qualifier	Units
LC34-DPT0679-008.0-20181219	GW	12/19/2018	6	10	TT121018	1,1,2-TRICHLOROTRIFLUOROETHANE	76-13-1	1	U	UG/L
LC34-DPT0679-008.0-20181219	GW	12/19/2018	6	10	TT121018	TRICHLOROETHENE	79-01-6	1	U	UG/L
LC34-DPT0679-013.0-20181219	GW	12/19/2018	11	15	TT121018	CIS-1,2-DICHLOROETHENE	156-59-2	10		UG/L
LC34-DPT0679-018.0-20181219	GW	12/19/2018	16	20	TT121018	1,1,2-TRICHLOROTRIFLUOROETHANE	76-13-1	2	U	UG/L
LC34-DPT0679-018.0-20181219	GW	12/19/2018	16	20	TT121018	TRICHLOROETHENE	79-01-6	2	U	UG/L
LC34-DPT0679-023.0-20181219	GW	12/19/2018	21	25	TT121018	CIS-1,2-DICHLOROETHENE	156-59-2	1900		UG/L
LC34-DPT0679-028.0-20181219	GW	12/19/2018	26	30	TT121018	1,1,2-TRICHLOROTRIFLUOROETHANE	76-13-1	40	U	UG/L
LC34-DPT0679-028.0-20181219	GW	12/19/2018	26	30	TT121018	TRICHLOROETHENE	79-01-6	40	U	UG/L
LC34-DPT0679-033.0-20181219	GW	12/19/2018	31	35	TT121018	CIS-1,2-DICHLOROETHENE	156-59-2	100	U	UG/L
LC34-DPT0679-038.0-20181219	GW	12/19/2018	36	40	TT121018	1,1,2-TRICHLOROTRIFLUOROETHANE	76-13-1	20	U	UG/L
LC34-DPT0679-038.0-20181219	GW	12/19/2018	36	40	TT121018	TRICHLOROETHENE	79-01-6	20	U	UG/L
LC34-DPT0679-043.0-20181219	GW	12/19/2018	41	45	TT121018	CIS-1,2-DICHLOROETHENE	156-59-2	1	U	UG/L
LC34-DPT0679-048.0-20181219	GW	12/19/2018	46	50	TT121018	1,1,2-TRICHLOROTRIFLUOROETHANE	76-13-1	1	U	UG/L
LC34-DPT0679-058.0-20181219	GW	12/19/2018	56	60	TT121018	TRANS-1,2-DICHLOROETHENE	156-60-5	1	U	UG/L
LC34-DPT0679-063.0-20181219	GW	12/19/2018	61	65	TT121018	1,1-DICHLOROETHENE	75-35-4	1	U	UG/L
LC34-DPT0679-063.0-20181219	GW	12/19/2018	61	65	TT121018	VINYL CHLORIDE	75-01-4	1		UG/L
LC34-DPT0679-068.0-20181219	GW	12/19/2018	66	70	TT121018	TRANS-1,2-DICHLOROETHENE	156-60-5	2		UG/L
LC34-DPT0679-073.0-20181219	GW	12/19/2018	71	75	TT121018	1,1-DICHLOROETHENE	75-35-4	10	U	UG/L
LC34-DPT0679-073.0-20181219	GW	12/19/2018	71	75	TT121018	VINYL CHLORIDE	75-01-4	28		UG/L
LC34-DPT0679-078.0-20181219	GW	12/19/2018	76	80	TT121018	TRANS-1,2-DICHLOROETHENE	156-60-5	500	U	UG/L
LC34-DPT0679-083.0-20181219	GW	12/19/2018	81	85	TT121018	1,1-DICHLOROETHENE	75-35-4	10	U	UG/L
LC34-DPT0679-083.0-20181219	GW	12/19/2018	81	85	TT121018	VINYL CHLORIDE	75-01-4	10	U	UG/L
LC34-DPT0679-088.0-20181219	GW	12/19/2018	86	90	TT121018	TRANS-1,2-DICHLOROETHENE	156-60-5	2	U	UG/L
LC34-DPT0679-093.0-20181219	GW	12/19/2018	91	95	TT121018	1,1-DICHLOROETHENE	75-35-4	1	U	UG/L
LC34-DPT0679-093.0-20181219	GW	12/19/2018	91	95	TT121018	VINYL CHLORIDE	75-01-4	1	U	UG/L
LC34-DPT0679-098.0-20181219	GW	12/19/2018	96	100	TT121018	TRANS-1,2-DICHLOROETHENE	156-60-5	10	U	UG/L
LC34-DPT0680-008.0-20181220	GW	12/20/2018	6	10	TT121018	1,1-DICHLOROETHENE	75-35-4	1	U	UG/L
LC34-DPT0680-008.0-20181220	GW	12/20/2018	6	10	TT121018	VINYL CHLORIDE	75-01-4	2		UG/L
LC34-DPT0680-013.0-20181220	GW	12/20/2018	11	15	TT121018	TRANS-1,2-DICHLOROETHENE	156-60-5	9		UG/L
LC34-DPT0680-018.0-20181220	GW	12/20/2018	16	20	TT121018	1,1-DICHLOROETHENE	75-35-4	3	U	UG/L
LC34-DPT0680-018.0-20181220	GW	12/20/2018	16	20	TT121018	VINYL CHLORIDE	75-01-4	3400		UG/L
LC34-DPT0680-023.0-20181220	GW	12/20/2018	21	25	TT121018	TRANS-1,2-DICHLOROETHENE	156-60-5	230		UG/L
LC34-DPT0680-028.0-20181220	GW	12/20/2018	26	30	TT121018	1,1-DICHLOROETHENE	75-35-4	200	U	UG/L
LC34-DPT0680-028.0-20181220	GW	12/20/2018	26	30	TT121018	VINYL CHLORIDE	75-01-4	19800		UG/L
LC34-DPT0680-033.0-20181220	GW	12/20/2018	31	35	TT121018	TRANS-1,2-DICHLOROETHENE	156-60-5	100	U	UG/L
LC34-DPT0680-038.0-20181220	GW	12/20/2018	36	40	TT121018	1,1-DICHLOROETHENE	75-35-4	2	U	UG/L
LC34-DPT0680-038.0-20181220	GW	12/20/2018	36	40	TT121018	VINYL CHLORIDE	75-01-4	40		UG/L
LC34-DPT0680-043.0-20181220	GW	12/20/2018	41	45	TT121018	TRANS-1,2-DICHLOROETHENE	156-60-5	1	U	UG/L
LC34-DPT0680-048.0-20181220	GW	12/20/2018	46	50	TT121018	1,1-DICHLOROETHENE	75-35-4	1	U	UG/L
LC34-DPT0680-048.0-20181220	GW	12/20/2018	46	50	TT121018	VINYL CHLORIDE	75-01-4	1	U	UG/L

Sample	Matrix	Sample Date	Top Depth	Bottom Depth	SDG	Parameter	CAS	Lab Result	Lab Qualifier	Units
LC34-DPT0680-053.0-20181220	GW	12/20/2018	51	55	TT121018	TRANS-1,2-DICHLOROETHENE	156-60-5	1	U	UG/L
LC34-DPT0680-058.0-20181220	GW	12/20/2018	56	60	TT121018	1,1-DICHLOROETHENE	75-35-4	1	U	UG/L
LC34-DPT0680-058.0-20181220	GW	12/20/2018	56	60	TT121018	VINYL CHLORIDE	75-01-4	1	U	UG/L
LC34-DPT0680-063.0-20181220	GW	12/20/2018	61	65	TT121018	TRANS-1,2-DICHLOROETHENE	156-60-5	1	U	UG/L
LC34-DPT0680-068.0-20181220	GW	12/20/2018	66	70	TT121018	1,1-DICHLOROETHENE	75-35-4	1	U	UG/L
LC34-DPT0680-068.0-20181220	GW	12/20/2018	66	70	TT121018	VINYL CHLORIDE	75-01-4	1	U	UG/L
LC34-DPT0680-073.0-20181221	GW	12/21/2018	71	75	TT121018	TRANS-1,2-DICHLOROETHENE	156-60-5	1	U	UG/L
LC34-DPT0680-078.0-20181221	GW	12/21/2018	76	80	TT121018	1,1-DICHLOROETHENE	75-35-4	2	U	UG/L
LC34-DPT0680-078.0-20181221	GW	12/21/2018	76	80	TT121018	VINYL CHLORIDE	75-01-4	2	U	UG/L
LC34-DPT0680-083.0-20181221	GW	12/21/2018	81	85	TT121018	TRANS-1,2-DICHLOROETHENE	156-60-5	1	U	UG/L
LC34-DPT0680-088.0-20181221	GW	12/21/2018	86	90	TT121018	1,1-DICHLOROETHENE	75-35-4	1	U	UG/L
LC34-DPT0680-088.0-20181221	GW	12/21/2018	86	90	TT121018	VINYL CHLORIDE	75-01-4	1	U	UG/L
LC34-DPT0680-093.0-20181221	GW	12/21/2018	91	95	TT121018	TRANS-1,2-DICHLOROETHENE	156-60-5	1	U	UG/L
LC34-DPT0680-098.0-20181221	GW	12/21/2018	96	100	TT121018	1,1-DICHLOROETHENE	75-35-4	1	U	UG/L
LC34-DPT0680-098.0-20181221	GW	12/21/2018	96	100	TT121018	VINYL CHLORIDE	75-01-4	16		UG/L
LC34-DPT0681-008.0-20181221	GW	12/21/2018	6	10	TT121018	TRANS-1,2-DICHLOROETHENE	156-60-5	1	U	UG/L
LC34-DPT0681-013.0-20181221	GW	12/21/2018	11	15	TT121018	1,1-DICHLOROETHENE	75-35-4	1	U	UG/L
LC34-DPT0681-013.0-20181221	GW	12/21/2018	11	15	TT121018	VINYL CHLORIDE	75-01-4	43		UG/L
LC34-DPT0681-018.0-20181221	GW	12/21/2018	16	20	TT121018	TRANS-1,2-DICHLOROETHENE	156-60-5	20		UG/L
LC34-DPT0681-023.0-20181221	GW	12/21/2018	21	25	TT121018	1,1-DICHLOROETHENE	75-35-4	3	U	UG/L
LC34-DPT0681-023.0-20181221	GW	12/21/2018	21	25	TT121018	VINYL CHLORIDE	75-01-4	290		UG/L
LC34-DPT0681-028.0-20181221	GW	12/21/2018	26	30	TT121018	TRANS-1,2-DICHLOROETHENE	156-60-5	510		UG/L
LC34-DPT0681-033.0-20181221	GW	12/21/2018	31	35	TT121018	1,1-DICHLOROETHENE	75-35-4	100	U	UG/L
LC34-DPT0681-033.0-20181221	GW	12/21/2018	31	35	TT121018	VINYL CHLORIDE	75-01-4	25100		UG/L
LC34-DPT0681-038.0-20181221	GW	12/21/2018	36	40	TT121018	TRANS-1,2-DICHLOROETHENE	156-60-5	2000		UG/L
LC34-DPT0681-043.0-20181221	GW	12/21/2018	41	45	TT121018	1,1-DICHLOROETHENE	75-35-4	3	U	UG/L
LC34-DPT0681-043.0-20181221	GW	12/21/2018	41	45	TT121018	VINYL CHLORIDE	75-01-4	3	U	UG/L
LC34-DPT0672-008.0-20181210	GW	12/10/2018	6	10	TT121018	1,1,2-TRICHLOROTRIFLUOROETHANE	76-13-1	1	U	UG/L
LC34-DPT0679-058.0-20181219	GW	12/19/2018	56	60	TT121018	VINYL CHLORIDE	75-01-4	1	U	UG/L
LC34-DPT0679-063.0-20181219	GW	12/19/2018	61	65	TT121018	TRANS-1,2-DICHLOROETHENE	156-60-5	1	U	UG/L
LC34-DPT0679-068.0-20181219	GW	12/19/2018	66	70	TT121018	1,1-DICHLOROETHENE	75-35-4	1	U	UG/L
LC34-DPT0679-068.0-20181219	GW	12/19/2018	66	70	TT121018	VINYL CHLORIDE	75-01-4	110		UG/L
LC34-DPT0679-073.0-20181219	GW	12/19/2018	71	75	TT121018	TRANS-1,2-DICHLOROETHENE	156-60-5	10	U	UG/L
LC34-DPT0679-078.0-20181219	GW	12/19/2018	76	80	TT121018	1,1-DICHLOROETHENE	75-35-4	500	U	UG/L
LC34-DPT0679-078.0-20181219	GW	12/19/2018	76	80	TT121018	VINYL CHLORIDE	75-01-4	500	U	UG/L
LC34-DPT0679-083.0-20181219	GW	12/19/2018	81	85	TT121018	TRANS-1,2-DICHLOROETHENE	156-60-5	10	U	UG/L
LC34-DPT0679-088.0-20181219	GW	12/19/2018	86	90	TT121018	1,1-DICHLOROETHENE	75-35-4	2	U	UG/L
LC34-DPT0679-088.0-20181219	GW	12/19/2018	86	90	TT121018	VINYL CHLORIDE	75-01-4	2	U	UG/L
LC34-DPT0679-093.0-20181219	GW	12/19/2018	91	95	TT121018	TRANS-1,2-DICHLOROETHENE	156-60-5	1	U	UG/L
LC34-DPT0679-098.0-20181219	GW	12/19/2018	96	100	TT121018	1,1-DICHLOROETHENE	75-35-4	10	U	UG/L

Sample	Matrix	Sample Date	Top Depth	Bottom Depth	SDG	Parameter	CAS	Lab Result	Lab Qualifier	Units
LC34-DPT0679-098.0-20181219	GW	12/19/2018	96	100	TT121018	VINYL CHLORIDE	75-01-4	10	U	UG/L
LC34-DPT0680-008.0-20181220	GW	12/20/2018	6	10	TT121018	TRANS-1,2-DICHLOROETHENE	156-60-5	1	U	UG/L
LC34-DPT0680-013.0-20181220	GW	12/20/2018	11	15	TT121018	1,1-DICHLOROETHENE	75-35-4	1	U	UG/L
LC34-DPT0680-013.0-20181220	GW	12/20/2018	11	15	TT121018	VINYL CHLORIDE	75-01-4	710		UG/L
LC34-DPT0680-018.0-20181220	GW	12/20/2018	16	20	TT121018	TRANS-1,2-DICHLOROETHENE	156-60-5	59		UG/L
LC34-DPT0680-023.0-20181220	GW	12/20/2018	21	25	TT121018	1,1-DICHLOROETHENE	75-35-4	100	U	UG/L
LC34-DPT0680-023.0-20181220	GW	12/20/2018	21	25	TT121018	VINYL CHLORIDE	75-01-4	11700		UG/L
LC34-DPT0680-028.0-20181220	GW	12/20/2018	26	30	TT121018	TRANS-1,2-DICHLOROETHENE	156-60-5	200	U	UG/L
LC34-DPT0680-033.0-20181220	GW	12/20/2018	31	35	TT121018	1,1-DICHLOROETHENE	75-35-4	100	U	UG/L
LC34-DPT0680-033.0-20181220	GW	12/20/2018	31	35	TT121018	VINYL CHLORIDE	75-01-4	13400		UG/L
LC34-DPT0680-038.0-20181220	GW	12/20/2018	36	40	TT121018	TRANS-1,2-DICHLOROETHENE	156-60-5	2	U	UG/L
LC34-DPT0680-043.0-20181220	GW	12/20/2018	41	45	TT121018	1,1-DICHLOROETHENE	75-35-4	1	U	UG/L
LC34-DPT0680-043.0-20181220	GW	12/20/2018	41	45	TT121018	VINYL CHLORIDE	75-01-4	1	U	UG/L
LC34-DPT0680-048.0-20181220	GW	12/20/2018	46	50	TT121018	TRANS-1,2-DICHLOROETHENE	156-60-5	1	U	UG/L
LC34-DPT0680-053.0-20181220	GW	12/20/2018	51	55	TT121018	1,1-DICHLOROETHENE	75-35-4	1	U	UG/L
LC34-DPT0680-053.0-20181220	GW	12/20/2018	51	55	TT121018	VINYL CHLORIDE	75-01-4	1	U	UG/L
LC34-DPT0680-058.0-20181220	GW	12/20/2018	56	60	TT121018	TRANS-1,2-DICHLOROETHENE	156-60-5	1	U	UG/L
LC34-DPT0680-063.0-20181220	GW	12/20/2018	61	65	TT121018	1,1-DICHLOROETHENE	75-35-4	1	U	UG/L
LC34-DPT0680-063.0-20181220	GW	12/20/2018	61	65	TT121018	VINYL CHLORIDE	75-01-4	1	U	UG/L
LC34-DPT0680-068.0-20181220	GW	12/20/2018	66	70	TT121018	TRANS-1,2-DICHLOROETHENE	156-60-5	1	U	UG/L
LC34-DPT0680-073.0-20181221	GW	12/21/2018	71	75	TT121018	1,1-DICHLOROETHENE	75-35-4	1	U	UG/L
LC34-DPT0680-073.0-20181221	GW	12/21/2018	71	75	TT121018	VINYL CHLORIDE	75-01-4	1	U	UG/L
LC34-DPT0680-078.0-20181221	GW	12/21/2018	76	80	TT121018	TRANS-1,2-DICHLOROETHENE	156-60-5	2	U	UG/L
LC34-DPT0680-083.0-20181221	GW	12/21/2018	81	85	TT121018	1,1-DICHLOROETHENE	75-35-4	1	U	UG/L
LC34-DPT0680-083.0-20181221	GW	12/21/2018	81	85	TT121018	VINYL CHLORIDE	75-01-4	1	U	UG/L
LC34-DPT0680-088.0-20181221	GW	12/21/2018	86	90	TT121018	TRANS-1,2-DICHLOROETHENE	156-60-5	1	U	UG/L
LC34-DPT0680-093.0-20181221	GW	12/21/2018	91	95	TT121018	1,1-DICHLOROETHENE	75-35-4	1	U	UG/L
LC34-DPT0680-093.0-20181221	GW	12/21/2018	91	95	TT121018	VINYL CHLORIDE	75-01-4	1	U	UG/L
LC34-DPT0680-098.0-20181221	GW	12/21/2018	96	100	TT121018	TRANS-1,2-DICHLOROETHENE	156-60-5	1	U	UG/L
LC34-DPT0681-008.0-20181221	GW	12/21/2018	6	10	TT121018	1,1-DICHLOROETHENE	75-35-4	1	U	UG/L
LC34-DPT0681-008.0-20181221	GW	12/21/2018	6	10	TT121018	VINYL CHLORIDE	75-01-4	9		UG/L
LC34-DPT0681-013.0-20181221	GW	12/21/2018	11	15	TT121018	TRANS-1,2-DICHLOROETHENE	156-60-5	3		UG/L
LC34-DPT0681-018.0-20181221	GW	12/21/2018	16	20	TT121018	1,1-DICHLOROETHENE	75-35-4	10	U	UG/L
LC34-DPT0681-018.0-20181221	GW	12/21/2018	16	20	TT121018	VINYL CHLORIDE	75-01-4	320		UG/L
LC34-DPT0681-023.0-20181221	GW	12/21/2018	21	25	TT121018	TRANS-1,2-DICHLOROETHENE	156-60-5	19		UG/L
LC34-DPT0681-028.0-20181221	GW	12/21/2018	26	30	TT121018	1,1-DICHLOROETHENE	75-35-4	200	U	UG/L
LC34-DPT0681-028.0-20181221	GW	12/21/2018	26	30	TT121018	VINYL CHLORIDE	75-01-4	4000		UG/L
LC34-DPT0681-033.0-20181221	GW	12/21/2018	31	35	TT121018	TRANS-1,2-DICHLOROETHENE	156-60-5	2200		UG/L
LC34-DPT0681-038.0-20181221	GW	12/21/2018	36	40	TT121018	1,1-DICHLOROETHENE	75-35-4	100	U	UG/L
LC34-DPT0681-038.0-20181221	GW	12/21/2018	36	40	TT121018	VINYL CHLORIDE	75-01-4	41900		UG/L

Sample	Matrix	Sample Date	Top Depth	Bottom Depth	SDG	Parameter	CAS	Lab Result	Lab Qualifier	Units
LC34-DPT0681-043.0-20181221	GW	12/21/2018	41	45	TT121018	TRANS-1,2-DICHLOROETHENE	156-60-5	3	U	UG/L
LC34-DPT0681-048.0-20181221	GW	12/21/2018	46	50	TT121018	1,1-DICHLOROETHENE	75-35-4	1	U	UG/L
LC34-DPT0672-008.0-20181210	GW	12/10/2018	6	10	TT121018	CIS-1,2-DICHLOROETHENE	156-59-2	5		UG/L
LC34-DPT0679-043.0-20181219	GW	12/19/2018	41	45	TT121018	TRICHLOROETHENE	79-01-6	1	U	UG/L
LC34-DPT0679-048.0-20181219	GW	12/19/2018	46	50	TT121018	CIS-1,2-DICHLOROETHENE	156-59-2	1	U	UG/L
LC34-DPT0679-053.0-20181219	GW	12/19/2018	51	55	TT121018	1,1,2-TRICHLOROTRIFLUOROETHANE	76-13-1	1	U	UG/L
LC34-DPT0679-053.0-20181219	GW	12/19/2018	51	55	TT121018	TRICHLOROETHENE	79-01-6	1	U	UG/L
LC34-DPT0679-058.0-20181219	GW	12/19/2018	56	60	TT121018	CIS-1,2-DICHLOROETHENE	156-59-2	1	U	UG/L
LC34-DPT0679-063.0-20181219	GW	12/19/2018	61	65	TT121018	1,1,2-TRICHLOROTRIFLUOROETHANE	76-13-1	1	U	UG/L
LC34-DPT0679-063.0-20181219	GW	12/19/2018	61	65	TT121018	TRICHLOROETHENE	79-01-6	1	U	UG/L
LC34-DPT0679-068.0-20181219	GW	12/19/2018	66	70	TT121018	CIS-1,2-DICHLOROETHENE	156-59-2	11		UG/L
LC34-DPT0679-073.0-20181219	GW	12/19/2018	71	75	TT121018	1,1,2-TRICHLOROTRIFLUOROETHANE	76-13-1	10	U	UG/L
LC34-DPT0679-073.0-20181219	GW	12/19/2018	71	75	TT121018	TRICHLOROETHENE	79-01-6	640		UG/L
LC34-DPT0679-078.0-20181219	GW	12/19/2018	76	80	TT121018	CIS-1,2-DICHLOROETHENE	156-59-2	5000		UG/L
LC34-DPT0679-083.0-20181219	GW	12/19/2018	81	85	TT121018	1,1,2-TRICHLOROTRIFLUOROETHANE	76-13-1	10	U	UG/L
LC34-DPT0679-083.0-20181219	GW	12/19/2018	81	85	TT121018	TRICHLOROETHENE	79-01-6	640		UG/L
LC34-DPT0679-088.0-20181219	GW	12/19/2018	86	90	TT121018	CIS-1,2-DICHLOROETHENE	156-59-2	2	U	UG/L
LC34-DPT0679-093.0-20181219	GW	12/19/2018	91	95	TT121018	1,1,2-TRICHLOROTRIFLUOROETHANE	76-13-1	1	U	UG/L
LC34-DPT0679-093.0-20181219	GW	12/19/2018	91	95	TT121018	TRICHLOROETHENE	79-01-6	140		UG/L
LC34-DPT0679-098.0-20181219	GW	12/19/2018	96	100	TT121018	CIS-1,2-DICHLOROETHENE	156-59-2	10	U	UG/L
LC34-DPT0680-008.0-20181220	GW	12/20/2018	6	10	TT121018	1,1,2-TRICHLOROTRIFLUOROETHANE	76-13-1	1	U	UG/L
LC34-DPT0680-008.0-20181220	GW	12/20/2018	6	10	TT121018	TRICHLOROETHENE	79-01-6	1	U	UG/L
LC34-DPT0680-013.0-20181220	GW	12/20/2018	11	15	TT121018	CIS-1,2-DICHLOROETHENE	156-59-2	280		UG/L
LC34-DPT0680-018.0-20181220	GW	12/20/2018	16	20	TT121018	1,1,2-TRICHLOROTRIFLUOROETHANE	76-13-1	3	U	UG/L
LC34-DPT0680-018.0-20181220	GW	12/20/2018	16	20	TT121018	TRICHLOROETHENE	79-01-6	3	U	UG/L
LC34-DPT0680-023.0-20181220	GW	12/20/2018	21	25	TT121018	CIS-1,2-DICHLOROETHENE	156-59-2	5200		UG/L
LC34-DPT0680-028.0-20181220	GW	12/20/2018	26	30	TT121018	1,1,2-TRICHLOROTRIFLUOROETHANE	76-13-1	200	U	UG/L
LC34-DPT0680-028.0-20181220	GW	12/20/2018	26	30	TT121018	TRICHLOROETHENE	79-01-6	200	U	UG/L
LC34-DPT0680-033.0-20181220	GW	12/20/2018	31	35	TT121018	CIS-1,2-DICHLOROETHENE	156-59-2	100	U	UG/L
LC34-DPT0680-038.0-20181220	GW	12/20/2018	36	40	TT121018	1,1,2-TRICHLOROTRIFLUOROETHANE	76-13-1	2	U	UG/L
LC34-DPT0680-038.0-20181220	GW	12/20/2018	36	40	TT121018	TRICHLOROETHENE	79-01-6	22		UG/L
LC34-DPT0680-043.0-20181220	GW	12/20/2018	41	45	TT121018	CIS-1,2-DICHLOROETHENE	156-59-2	1	U	UG/L
LC34-DPT0680-048.0-20181220	GW	12/20/2018	46	50	TT121018	1,1,2-TRICHLOROTRIFLUOROETHANE	76-13-1	1	U	UG/L
LC34-DPT0680-048.0-20181220	GW	12/20/2018	46	50	TT121018	TRICHLOROETHENE	79-01-6	6		UG/L
LC34-DPT0680-053.0-20181220	GW	12/20/2018	51	55	TT121018	CIS-1,2-DICHLOROETHENE	156-59-2	1	U	UG/L
LC34-DPT0680-058.0-20181220	GW	12/20/2018	56	60	TT121018	1,1,2-TRICHLOROTRIFLUOROETHANE	76-13-1	1	U	UG/L
LC34-DPT0680-058.0-20181220	GW	12/20/2018	56	60	TT121018	TRICHLOROETHENE	79-01-6	1	U	UG/L
LC34-DPT0680-063.0-20181220	GW	12/20/2018	61	65	TT121018	CIS-1,2-DICHLOROETHENE	156-59-2	1	U	UG/L
LC34-DPT0680-068.0-20181220	GW	12/20/2018	66	70	TT121018	1,1,2-TRICHLOROTRIFLUOROETHANE	76-13-1	1	U	UG/L
LC34-DPT0680-068.0-20181220	GW	12/20/2018	66	70	TT121018	TRICHLOROETHENE	79-01-6	1	U	UG/L

Sample	Matrix	Sample Date	Top Depth	Bottom Depth	SDG	Parameter	CAS	Lab Result	Lab Qualifier	Units
LC34-DPT0680-073.0-20181221	GW	12/21/2018	71	75	TT121018	CIS-1,2-DICHLOROETHENE	156-59-2	6		UG/L
LC34-DPT0680-078.0-20181221	GW	12/21/2018	76	80	TT121018	1,1,2-TRICHLOROTRIFLUOROETHANE	76-13-1	2	U	UG/L
LC34-DPT0680-078.0-20181221	GW	12/21/2018	76	80	TT121018	TRICHLOROETHENE	79-01-6	3		UG/L
LC34-DPT0680-083.0-20181221	GW	12/21/2018	81	85	TT121018	CIS-1,2-DICHLOROETHENE	156-59-2	1	U	UG/L
LC34-DPT0680-088.0-20181221	GW	12/21/2018	86	90	TT121018	1,1,2-TRICHLOROTRIFLUOROETHANE	76-13-1	1	U	UG/L
LC34-DPT0680-088.0-20181221	GW	12/21/2018	86	90	TT121018	TRICHLOROETHENE	79-01-6	1	U	UG/L
LC34-DPT0680-093.0-20181221	GW	12/21/2018	91	95	TT121018	CIS-1,2-DICHLOROETHENE	156-59-2	1	U	UG/L
LC34-DPT0680-098.0-20181221	GW	12/21/2018	96	100	TT121018	1,1,2-TRICHLOROTRIFLUOROETHANE	76-13-1	1	U	UG/L
LC34-DPT0680-098.0-20181221	GW	12/21/2018	96	100	TT121018	TRICHLOROETHENE	79-01-6	1	U	UG/L
LC34-DPT0681-008.0-20181221	GW	12/21/2018	6	10	TT121018	CIS-1,2-DICHLOROETHENE	156-59-2	12		UG/L
LC34-DPT0681-013.0-20181221	GW	12/21/2018	11	15	TT121018	1,1,2-TRICHLOROTRIFLUOROETHANE	76-13-1	1	U	UG/L
LC34-DPT0681-013.0-20181221	GW	12/21/2018	11	15	TT121018	TRICHLOROETHENE	79-01-6	1	U	UG/L
LC34-DPT0681-018.0-20181221	GW	12/21/2018	16	20	TT121018	CIS-1,2-DICHLOROETHENE	156-59-2	500		UG/L
LC34-DPT0681-023.0-20181221	GW	12/21/2018	21	25	TT121018	1,1,2-TRICHLOROTRIFLUOROETHANE	76-13-1	3	U	UG/L
LC34-DPT0681-023.0-20181221	GW	12/21/2018	21	25	TT121018	TRICHLOROETHENE	79-01-6	3	U	UG/L
LC34-DPT0672-008.0-20181210	GW	12/10/2018	6	10	TT121018	TRANS-1,2-DICHLOROETHENE	156-60-5	1	U	UG/L
LC34-DPT0672-013.0-20181210	GW	12/10/2018	11	15	TT121018	1,1-DICHLOROETHENE	75-35-4	1	U	UG/L
LC34-DPT0679-048.0-20181219	GW	12/19/2018	46	50	TT121018	TRICHLOROETHENE	79-01-6	1	U	UG/L
LC34-DPT0679-053.0-20181219	GW	12/19/2018	51	55	TT121018	CIS-1,2-DICHLOROETHENE	156-59-2	1	U	UG/L
LC34-DPT0679-058.0-20181219	GW	12/19/2018	56	60	TT121018	1,1,2-TRICHLOROTRIFLUOROETHANE	76-13-1	1	U	UG/L
LC34-DPT0679-058.0-20181219	GW	12/19/2018	56	60	TT121018	TRICHLOROETHENE	79-01-6	1	U	UG/L
LC34-DPT0679-063.0-20181219	GW	12/19/2018	61	65	TT121018	CIS-1,2-DICHLOROETHENE	156-59-2	1	U	UG/L
LC34-DPT0679-068.0-20181219	GW	12/19/2018	66	70	TT121018	1,1,2-TRICHLOROTRIFLUOROETHANE	76-13-1	1	U	UG/L
LC34-DPT0679-068.0-20181219	GW	12/19/2018	66	70	TT121018	TRICHLOROETHENE	79-01-6	1	U	UG/L
LC34-DPT0679-073.0-20181219	GW	12/19/2018	71	75	TT121018	CIS-1,2-DICHLOROETHENE	156-59-2	330		UG/L
LC34-DPT0679-078.0-20181219	GW	12/19/2018	76	80	TT121018	1,1,2-TRICHLOROTRIFLUOROETHANE	76-13-1	9900		UG/L
LC34-DPT0679-078.0-20181219	GW	12/19/2018	76	80	TT121018	TRICHLOROETHENE	79-01-6	484000		UG/L
LC34-DPT0679-083.0-20181219	GW	12/19/2018	81	85	TT121018	CIS-1,2-DICHLOROETHENE	156-59-2	160		UG/L
LC34-DPT0679-088.0-20181219	GW	12/19/2018	86	90	TT121018	1,1,2-TRICHLOROTRIFLUOROETHANE	76-13-1	2	U	UG/L
LC34-DPT0679-088.0-20181219	GW	12/19/2018	86	90	TT121018	TRICHLOROETHENE	79-01-6	140		UG/L
LC34-DPT0679-093.0-20181219	GW	12/19/2018	91	95	TT121018	CIS-1,2-DICHLOROETHENE	156-59-2	1	U	UG/L
LC34-DPT0679-098.0-20181219	GW	12/19/2018	96	100	TT121018	1,1,2-TRICHLOROTRIFLUOROETHANE	76-13-1	120		UG/L
LC34-DPT0679-098.0-20181219	GW	12/19/2018	96	100	TT121018	TRICHLOROETHENE	79-01-6	8000		UG/L
LC34-DPT0680-008.0-20181220	GW	12/20/2018	6	10	TT121018	CIS-1,2-DICHLOROETHENE	156-59-2	2		UG/L
LC34-DPT0680-013.0-20181220	GW	12/20/2018	11	15	TT121018	1,1,2-TRICHLOROTRIFLUOROETHANE	76-13-1	1	U	UG/L
LC34-DPT0680-013.0-20181220	GW	12/20/2018	11	15	TT121018	TRICHLOROETHENE	79-01-6	1	U	UG/L
LC34-DPT0680-018.0-20181220	GW	12/20/2018	16	20	TT121018	CIS-1,2-DICHLOROETHENE	156-59-2	1600		UG/L
LC34-DPT0680-023.0-20181220	GW	12/20/2018	21	25	TT121018	1,1,2-TRICHLOROTRIFLUOROETHANE	76-13-1	100	U	UG/L
LC34-DPT0680-023.0-20181220	GW	12/20/2018	21	25	TT121018	TRICHLOROETHENE	79-01-6	100	U	UG/L
LC34-DPT0680-028.0-20181220	GW	12/20/2018	26	30	TT121018	CIS-1,2-DICHLOROETHENE	156-59-2	200	U	UG/L

Sample	Matrix	Sample Date	Top Depth	Bottom Depth	SDG	Parameter	CAS	Lab Result	Lab Qualifier	Units
LC34-DPT0680-033.0-20181220	GW	12/20/2018	31	35	TT121018	1,1,2-TRICHLOROTRIFLUOROETHANE	76-13-1	100	U	UG/L
LC34-DPT0680-033.0-20181220	GW	12/20/2018	31	35	TT121018	TRICHLOROETHENE	79-01-6	100	U	UG/L
LC34-DPT0680-038.0-20181220	GW	12/20/2018	36	40	TT121018	CIS-1,2-DICHLOROETHENE	156-59-2	30		UG/L
LC34-DPT0680-043.0-20181220	GW	12/20/2018	41	45	TT121018	1,1,2-TRICHLOROTRIFLUOROETHANE	76-13-1	1	U	UG/L
LC34-DPT0680-043.0-20181220	GW	12/20/2018	41	45	TT121018	TRICHLOROETHENE	79-01-6	1	U	UG/L
LC34-DPT0680-048.0-20181220	GW	12/20/2018	46	50	TT121018	CIS-1,2-DICHLOROETHENE	156-59-2	1	U	UG/L
LC34-DPT0680-053.0-20181220	GW	12/20/2018	51	55	TT121018	1,1,2-TRICHLOROTRIFLUOROETHANE	76-13-1	1	U	UG/L
LC34-DPT0680-053.0-20181220	GW	12/20/2018	51	55	TT121018	TRICHLOROETHENE	79-01-6	2		UG/L
LC34-DPT0680-058.0-20181220	GW	12/20/2018	56	60	TT121018	CIS-1,2-DICHLOROETHENE	156-59-2	1	U	UG/L
LC34-DPT0680-063.0-20181220	GW	12/20/2018	61	65	TT121018	1,1,2-TRICHLOROTRIFLUOROETHANE	76-13-1	1	U	UG/L
LC34-DPT0680-063.0-20181220	GW	12/20/2018	61	65	TT121018	TRICHLOROETHENE	79-01-6	1	U	UG/L
LC34-DPT0680-068.0-20181220	GW	12/20/2018	66	70	TT121018	CIS-1,2-DICHLOROETHENE	156-59-2	1	U	UG/L
LC34-DPT0680-073.0-20181221	GW	12/21/2018	71	75	TT121018	1,1,2-TRICHLOROTRIFLUOROETHANE	76-13-1	1	U	UG/L
LC34-DPT0680-073.0-20181221	GW	12/21/2018	71	75	TT121018	TRICHLOROETHENE	79-01-6	8		UG/L
LC34-DPT0680-078.0-20181221	GW	12/21/2018	76	80	TT121018	CIS-1,2-DICHLOROETHENE	156-59-2	2	U	UG/L
LC34-DPT0680-083.0-20181221	GW	12/21/2018	81	85	TT121018	1,1,2-TRICHLOROTRIFLUOROETHANE	76-13-1	1	U	UG/L
LC34-DPT0680-083.0-20181221	GW	12/21/2018	81	85	TT121018	TRICHLOROETHENE	79-01-6	1	U	UG/L
LC34-DPT0680-088.0-20181221	GW	12/21/2018	86	90	TT121018	CIS-1,2-DICHLOROETHENE	156-59-2	1	U	UG/L
LC34-DPT0680-093.0-20181221	GW	12/21/2018	91	95	TT121018	1,1,2-TRICHLOROTRIFLUOROETHANE	76-13-1	1	U	UG/L
LC34-DPT0680-093.0-20181221	GW	12/21/2018	91	95	TT121018	TRICHLOROETHENE	79-01-6	1	U	UG/L
LC34-DPT0680-098.0-20181221	GW	12/21/2018	96	100	TT121018	CIS-1,2-DICHLOROETHENE	156-59-2	4		UG/L
LC34-DPT0681-008.0-20181221	GW	12/21/2018	6	10	TT121018	1,1,2-TRICHLOROTRIFLUOROETHANE	76-13-1	1	U	UG/L
LC34-DPT0681-008.0-20181221	GW	12/21/2018	6	10	TT121018	TRICHLOROETHENE	79-01-6	1	U	UG/L
LC34-DPT0681-013.0-20181221	GW	12/21/2018	11	15	TT121018	CIS-1,2-DICHLOROETHENE	156-59-2	73		UG/L
LC34-DPT0681-018.0-20181221	GW	12/21/2018	16	20	TT121018	1,1,2-TRICHLOROTRIFLUOROETHANE	76-13-1	10	U	UG/L
LC34-DPT0681-018.0-20181221	GW	12/21/2018	16	20	TT121018	TRICHLOROETHENE	79-01-6	10	U	UG/L
LC34-DPT0681-023.0-20181221	GW	12/21/2018	21	25	TT121018	CIS-1,2-DICHLOROETHENE	156-59-2	420		UG/L
LC34-DPT0681-028.0-20181221	GW	12/21/2018	26	30	TT121018	1,1,2-TRICHLOROTRIFLUOROETHANE	76-13-1	200	U	UG/L
LC34-DPT0672-008.0-20181210	GW	12/10/2018	6	10	TT121018	1,1-DICHLOROETHENE	75-35-4	1	U	UG/L
LC34-DPT0672-008.0-20181210	GW	12/10/2018	6	10	TT121018	VINYL CHLORIDE	75-01-4	6		UG/L
LC34-DPT0672-013.0-20181210	GW	12/10/2018	11	15	TT121018	TRANS-1,2-DICHLOROETHENE	156-60-5	1	U	UG/L
LC34-DPT0672-008.0-20181210	GW	12/10/2018	6	10	TT121018	TRICHLOROETHENE	79-01-6	1	U	UG/L
LC34-DPT0672-013.0-20181210	GW	12/10/2018	11	15	TT121018	CIS-1,2-DICHLOROETHENE	156-59-2	47		UG/L
LC34-DPT0672-018.0-20181210	GW	12/10/2018	16	20	TT121018	1,1,2-TRICHLOROTRIFLUOROETHANE	76-13-1	5	U	UG/L
LC34-DPT0672-018.0-20181210	GW	12/10/2018	16	20	TT121018	TRICHLOROETHENE	79-01-6	5	U	UG/L
LC34-DPT0672-023.0-20181210	GW	12/10/2018	21	25	TT121018	CIS-1,2-DICHLOROETHENE	156-59-2	1400		UG/L
LC34-DPT0672-028.0-20181210	GW	12/10/2018	26	30	TT121018	1,1,2-TRICHLOROTRIFLUOROETHANE	76-13-1	200	U	UG/L
LC34-DPT0672-028.0-20181210	GW	12/10/2018	26	30	TT121018	TRICHLOROETHENE	79-01-6	200	U	UG/L
LC34-DPT0672-033.0-20181210	GW	12/10/2018	31	35	TT121018	CIS-1,2-DICHLOROETHENE	156-59-2	200	U	UG/L
LC34-DPT0672-038.0-20181210	GW	12/10/2018	36	40	TT121018	1,1,2-TRICHLOROTRIFLUOROETHANE	76-13-1	40	U	UG/L

Sample	Matrix	Sample Date	Top Depth	Bottom Depth	SDG	Parameter	CAS	Lab Result	Lab Qualifier	Units
LC34-DPT0672-038.0-20181210	GW	12/10/2018	36	40	TT121018	TRICHLOROETHENE	79-01-6	40	U	UG/L
LC34-DPT0672-043.0-20181210	GW	12/10/2018	41	45	TT121018	CIS-1,2-DICHLOROETHENE	156-59-2	1	U	UG/L
LC34-DPT0672-048.0-20181210	GW	12/10/2018	46	50	TT121018	1,1,2-TRICHLOROTRIFLUOROETHANE	76-13-1	1	U	UG/L
LC34-DPT0672-048.0-20181210	GW	12/10/2018	46	50	TT121018	TRICHLOROETHENE	79-01-6	1	U	UG/L
LC34-DPT0672-053.0-20181210	GW	12/10/2018	51	55	TT121018	CIS-1,2-DICHLOROETHENE	156-59-2	1	U	UG/L
LC34-DPT0672-058.0-20181210	GW	12/10/2018	56	60	TT121018	1,1,2-TRICHLOROTRIFLUOROETHANE	76-13-1	1	U	UG/L
LC34-DPT0672-058.0-20181210	GW	12/10/2018	56	60	TT121018	TRICHLOROETHENE	79-01-6	1	U	UG/L
LC34-DPT0672-063.0-20181210	GW	12/10/2018	61	65	TT121018	CIS-1,2-DICHLOROETHENE	156-59-2	1	U	UG/L
LC34-DPT0672-068.0-20181210	GW	12/10/2018	66	70	TT121018	1,1,2-TRICHLOROTRIFLUOROETHANE	76-13-1	1	U	UG/L
LC34-DPT0672-068.0-20181210	GW	12/10/2018	66	70	TT121018	TRICHLOROETHENE	79-01-6	1	U	UG/L
LC34-DPT0672-073.0-20181210	GW	12/10/2018	71	75	TT121018	CIS-1,2-DICHLOROETHENE	156-59-2	16100		UG/L
LC34-DPT0672-078.0-20181210	GW	12/10/2018	76	80	TT121018	1,1,2-TRICHLOROTRIFLUOROETHANE	76-13-1	290	U	UG/L
LC34-DPT0672-078.0-20181210	GW	12/10/2018	76	80	TT121018	TRICHLOROETHENE	79-01-6	18300		UG/L
LC34-DPT0672-083.0-20181210	GW	12/10/2018	81	85	TT121018	CIS-1,2-DICHLOROETHENE	156-59-2	3	U	UG/L
LC34-DPT0672-088.0-20181211	GW	12/11/2018	86	90	TT121018	1,1,2-TRICHLOROTRIFLUOROETHANE	76-13-1	3	U	UG/L
LC34-DPT0672-088.0-20181211	GW	12/11/2018	86	90	TT121018	TRICHLOROETHENE	79-01-6	9		UG/L
LC34-DPT0672-093.0-20181211	GW	12/11/2018	91	95	TT121018	CIS-1,2-DICHLOROETHENE	156-59-2	1	U	UG/L
LC34-DPT0672-098.0-20181211	GW	12/11/2018	96	100	TT121018	1,1,2-TRICHLOROTRIFLUOROETHANE	76-13-1	1	U	UG/L
LC34-DPT0672-098.0-20181211	GW	12/11/2018	96	100	TT121018	TRICHLOROETHENE	79-01-6	2		UG/L
LC34-DPT0673-008.0-20181211	GW	12/11/2018	6	10	TT121018	CIS-1,2-DICHLOROETHENE	156-59-2	5		UG/L
LC34-DPT0673-013.0-20181211	GW	12/11/2018	11	15	TT121018	1,1,2-TRICHLOROTRIFLUOROETHANE	76-13-1	1	U	UG/L
LC34-DPT0673-013.0-20181211	GW	12/11/2018	11	15	TT121018	TRICHLOROETHENE	79-01-6	3		UG/L
LC34-DPT0673-018.0-20181211	GW	12/11/2018	16	20	TT121018	CIS-1,2-DICHLOROETHENE	156-59-2	7		UG/L
LC34-DPT0673-023.0-20181211	GW	12/11/2018	21	25	TT121018	1,1,2-TRICHLOROTRIFLUOROETHANE	76-13-1	1	U	UG/L
LC34-DPT0673-023.0-20181211	GW	12/11/2018	21	25	TT121018	TRICHLOROETHENE	79-01-6	1	U	UG/L
LC34-DPT0673-028.0-20181211	GW	12/11/2018	26	30	TT121018	CIS-1,2-DICHLOROETHENE	156-59-2	7		UG/L
LC34-DPT0673-033.0-20181211	GW	12/11/2018	31	35	TT121018	1,1,2-TRICHLOROTRIFLUOROETHANE	76-13-1	40	U	UG/L
LC34-DPT0673-033.0-20181211	GW	12/11/2018	31	35	TT121018	TRICHLOROETHENE	79-01-6	40	U	UG/L
LC34-DPT0673-038.0-20181211	GW	12/11/2018	36	40	TT121018	CIS-1,2-DICHLOROETHENE	156-59-2	26900		UG/L
LC34-DPT0673-043.0-20181211	GW	12/11/2018	41	45	TT121018	1,1,2-TRICHLOROTRIFLUOROETHANE	76-13-1	20	U	UG/L
LC34-DPT0673-043.0-20181211	GW	12/11/2018	41	45	TT121018	TRICHLOROETHENE	79-01-6	20	U	UG/L
LC34-DPT0673-048.0-20181211	GW	12/11/2018	46	50	TT121018	CIS-1,2-DICHLOROETHENE	156-59-2	2		UG/L
LC34-DPT0673-053.0-20181211	GW	12/11/2018	51	55	TT121018	1,1,2-TRICHLOROTRIFLUOROETHANE	76-13-1	1	U	UG/L
LC34-DPT0673-053.0-20181211	GW	12/11/2018	51	55	TT121018	TRICHLOROETHENE	79-01-6	1	U	UG/L
LC34-DPT0673-058.0-20181211	GW	12/11/2018	56	60	TT121018	CIS-1,2-DICHLOROETHENE	156-59-2	21		UG/L
LC34-DPT0673-063.0-20181211	GW	12/11/2018	61	65	TT121018	1,1,2-TRICHLOROTRIFLUOROETHANE	76-13-1	1	U	UG/L
LC34-DPT0673-063.0-20181211	GW	12/11/2018	61	65	TT121018	TRICHLOROETHENE	79-01-6	1		UG/L
LC34-DPT0673-068.0-20181211	GW	12/11/2018	66	70	TT121018	CIS-1,2-DICHLOROETHENE	156-59-2	2		UG/L
LC34-DPT0673-073.0-20181211	GW	12/11/2018	71	75	TT121018	1,1,2-TRICHLOROTRIFLUOROETHANE	76-13-1	1	U	UG/L
LC34-DPT0673-073.0-20181211	GW	12/11/2018	71	75	TT121018	TRICHLOROETHENE	79-01-6	6		UG/L

Sample	Matrix	Sample Date	Top Depth	Bottom Depth	SDG	Parameter	CAS	Lab Result	Lab Qualifier	Units
LC34-DPT0681-048.0-20181221	GW	12/21/2018	46	50	TT121018	TRANS-1,2-DICHLOROETHENE	156-60-5	1	U	UG/L
LC34-DPT0672-013.0-20181210	GW	12/10/2018	11	15	TT121018	1,1,2-TRICHLOROTRIFLUOROETHANE	76-13-1	1	U	UG/L
LC34-DPT0672-013.0-20181210	GW	12/10/2018	11	15	TT121018	TRICHLOROETHENE	79-01-6	1	U	UG/L
LC34-DPT0672-018.0-20181210	GW	12/10/2018	16	20	TT121018	CIS-1,2-DICHLOROETHENE	156-59-2	140		UG/L
LC34-DPT0672-023.0-20181210	GW	12/10/2018	21	25	TT121018	1,1,2-TRICHLOROTRIFLUOROETHANE	76-13-1	40	U	UG/L
LC34-DPT0672-023.0-20181210	GW	12/10/2018	21	25	TT121018	TRICHLOROETHENE	79-01-6	40	U	UG/L
LC34-DPT0672-028.0-20181210	GW	12/10/2018	26	30	TT121018	CIS-1,2-DICHLOROETHENE	156-59-2	200	U	UG/L
LC34-DPT0672-033.0-20181210	GW	12/10/2018	31	35	TT121018	1,1,2-TRICHLOROTRIFLUOROETHANE	76-13-1	200	U	UG/L
LC34-DPT0672-033.0-20181210	GW	12/10/2018	31	35	TT121018	TRICHLOROETHENE	79-01-6	200	U	UG/L
LC34-DPT0672-038.0-20181210	GW	12/10/2018	36	40	TT121018	CIS-1,2-DICHLOROETHENE	156-59-2	710		UG/L
LC34-DPT0672-043.0-20181210	GW	12/10/2018	41	45	TT121018	1,1,2-TRICHLOROTRIFLUOROETHANE	76-13-1	1	U	UG/L
LC34-DPT0672-043.0-20181210	GW	12/10/2018	41	45	TT121018	TRICHLOROETHENE	79-01-6	1	U	UG/L
LC34-DPT0672-048.0-20181210	GW	12/10/2018	46	50	TT121018	CIS-1,2-DICHLOROETHENE	156-59-2	1	U	UG/L
LC34-DPT0672-053.0-20181210	GW	12/10/2018	51	55	TT121018	1,1,2-TRICHLOROTRIFLUOROETHANE	76-13-1	1	U	UG/L
LC34-DPT0672-053.0-20181210	GW	12/10/2018	51	55	TT121018	TRICHLOROETHENE	79-01-6	1	U	UG/L
LC34-DPT0672-058.0-20181210	GW	12/10/2018	56	60	TT121018	CIS-1,2-DICHLOROETHENE	156-59-2	1	U	UG/L
LC34-DPT0672-063.0-20181210	GW	12/10/2018	61	65	TT121018	1,1,2-TRICHLOROTRIFLUOROETHANE	76-13-1	1	U	UG/L
LC34-DPT0672-063.0-20181210	GW	12/10/2018	61	65	TT121018	TRICHLOROETHENE	79-01-6	1	U	UG/L
LC34-DPT0672-068.0-20181210	GW	12/10/2018	66	70	TT121018	CIS-1,2-DICHLOROETHENE	156-59-2	1	U	UG/L
LC34-DPT0672-073.0-20181210	GW	12/10/2018	71	75	TT121018	1,1,2-TRICHLOROTRIFLUOROETHANE	76-13-1	290	U	UG/L
LC34-DPT0672-073.0-20181210	GW	12/10/2018	71	75	TT121018	TRICHLOROETHENE	79-01-6	170000		UG/L
LC34-DPT0672-078.0-20181210	GW	12/10/2018	76	80	TT121018	CIS-1,2-DICHLOROETHENE	156-59-2	3600		UG/L
LC34-DPT0672-083.0-20181210	GW	12/10/2018	81	85	TT121018	1,1,2-TRICHLOROTRIFLUOROETHANE	76-13-1	100	U	UG/L
LC34-DPT0672-083.0-20181210	GW	12/10/2018	81	85	TT121018	TRICHLOROETHENE	79-01-6	9	NULL	UG/L
LC34-DPT0672-088.0-20181211	GW	12/11/2018	86	90	TT121018	CIS-1,2-DICHLOROETHENE	156-59-2	3	U	UG/L
LC34-DPT0672-093.0-20181211	GW	12/11/2018	91	95	TT121018	1,1,2-TRICHLOROTRIFLUOROETHANE	76-13-1	1	U	UG/L
LC34-DPT0672-093.0-20181211	GW	12/11/2018	91	95	TT121018	TRICHLOROETHENE	79-01-6	3		UG/L
LC34-DPT0672-098.0-20181211	GW	12/11/2018	96	100	TT121018	CIS-1,2-DICHLOROETHENE	156-59-2	1	U	UG/L
LC34-DPT0673-008.0-20181211	GW	12/11/2018	6	10	TT121018	1,1,2-TRICHLOROTRIFLUOROETHANE	76-13-1	1	U	UG/L
LC34-DPT0673-008.0-20181211	GW	12/11/2018	6	10	TT121018	TRICHLOROETHENE	79-01-6	1		UG/L
LC34-DPT0673-013.0-20181211	GW	12/11/2018	11	15	TT121018	CIS-1,2-DICHLOROETHENE	156-59-2	11		UG/L
LC34-DPT0673-018.0-20181211	GW	12/11/2018	16	20	TT121018	1,1,2-TRICHLOROTRIFLUOROETHANE	76-13-1	1	U	UG/L
LC34-DPT0673-018.0-20181211	GW	12/11/2018	16	20	TT121018	TRICHLOROETHENE	79-01-6	1	U	UG/L
LC34-DPT0673-023.0-20181211	GW	12/11/2018	21	25	TT121018	CIS-1,2-DICHLOROETHENE	156-59-2	6		UG/L
LC34-DPT0673-028.0-20181211	GW	12/11/2018	26	30	TT121018	1,1,2-TRICHLOROTRIFLUOROETHANE	76-13-1	1	U	UG/L
LC34-DPT0673-028.0-20181211	GW	12/11/2018	26	30	TT121018	TRICHLOROETHENE	79-01-6	1	U	UG/L
LC34-DPT0673-033.0-20181211	GW	12/11/2018	31	35	TT121018	CIS-1,2-DICHLOROETHENE	156-59-2	22400		UG/L
LC34-DPT0673-038.0-20181211	GW	12/11/2018	36	40	TT121018	1,1,2-TRICHLOROTRIFLUOROETHANE	76-13-1	500	U	UG/L
LC34-DPT0673-038.0-20181211	GW	12/11/2018	36	40	TT121018	TRICHLOROETHENE	79-01-6	500	U	UG/L
LC34-DPT0673-043.0-20181211	GW	12/11/2018	41	45	TT121018	CIS-1,2-DICHLOROETHENE	156-59-2	1500		UG/L

Sample	Matrix	Sample Date	Top Depth	Bottom Depth	SDG	Parameter	CAS	Lab Result	Lab Qualifier	Units
LC34-DPT0673-048.0-20181211	GW	12/11/2018	46	50	TT121018	1,1,2-TRICHLOROTRIFLUOROETHANE	76-13-1	1	U	UG/L
LC34-DPT0673-048.0-20181211	GW	12/11/2018	46	50	TT121018	TRICHLOROETHENE	79-01-6	2		UG/L
LC34-DPT0673-053.0-20181211	GW	12/11/2018	51	55	TT121018	CIS-1,2-DICHLOROETHENE	156-59-2	2		UG/L
LC34-DPT0673-058.0-20181211	GW	12/11/2018	56	60	TT121018	1,1,2-TRICHLOROTRIFLUOROETHANE	76-13-1	1	U	UG/L
LC34-DPT0673-058.0-20181211	GW	12/11/2018	56	60	TT121018	TRICHLOROETHENE	79-01-6	19		UG/L
LC34-DPT0673-063.0-20181211	GW	12/11/2018	61	65	TT121018	CIS-1,2-DICHLOROETHENE	156-59-2	1		UG/L
LC34-DPT0673-068.0-20181211	GW	12/11/2018	66	70	TT121018	1,1,2-TRICHLOROTRIFLUOROETHANE	76-13-1	1	U	UG/L
LC34-DPT0673-068.0-20181211	GW	12/11/2018	66	70	TT121018	TRICHLOROETHENE	79-01-6	1	U	UG/L
LC34-DPT0673-073.0-20181211	GW	12/11/2018	71	75	TT121018	CIS-1,2-DICHLOROETHENE	156-59-2	6		UG/L
LC34-DPT0673-078.0-20181211	GW	12/11/2018	76	80	TT121018	1,1,2-TRICHLOROTRIFLUOROETHANE	76-13-1	1	U	UG/L
LC34-DPT0681-048.0-20181221	GW	12/21/2018	46	50	TT121018	VINYL CHLORIDE	75-01-4	1	U	UG/L
LC34-DPT0672-013.0-20181210	GW	12/10/2018	11	15	TT121018	VINYL CHLORIDE	75-01-4	230		UG/L
LC34-DPT0672-018.0-20181210	GW	12/10/2018	16	20	TT121018	TRANS-1,2-DICHLOROETHENE	156-60-5	5	U	UG/L
LC34-DPT0672-023.0-20181210	GW	12/10/2018	21	25	TT121018	1,1-DICHLOROETHENE	75-35-4	40	U	UG/L
LC34-DPT0672-023.0-20181210	GW	12/10/2018	21	25	TT121018	VINYL CHLORIDE	75-01-4	6800		UG/L
LC34-DPT0672-028.0-20181210	GW	12/10/2018	26	30	TT121018	TRANS-1,2-DICHLOROETHENE	156-60-5	200	U	UG/L
LC34-DPT0672-033.0-20181210	GW	12/10/2018	31	35	TT121018	1,1-DICHLOROETHENE	75-35-4	200	U	UG/L
LC34-DPT0672-033.0-20181210	GW	12/10/2018	31	35	TT121018	VINYL CHLORIDE	75-01-4	9300		UG/L
LC34-DPT0672-038.0-20181210	GW	12/10/2018	36	40	TT121018	TRANS-1,2-DICHLOROETHENE	156-60-5	40	U	UG/L
LC34-DPT0672-043.0-20181210	GW	12/10/2018	41	45	TT121018	1,1-DICHLOROETHENE	75-35-4	1	U	UG/L
LC34-DPT0672-043.0-20181210	GW	12/10/2018	41	45	TT121018	VINYL CHLORIDE	75-01-4	1	U	UG/L
LC34-DPT0672-048.0-20181210	GW	12/10/2018	46	50	TT121018	TRANS-1,2-DICHLOROETHENE	156-60-5	1	U	UG/L
LC34-DPT0672-053.0-20181210	GW	12/10/2018	51	55	TT121018	1,1-DICHLOROETHENE	75-35-4	1	U	UG/L
LC34-DPT0672-053.0-20181210	GW	12/10/2018	51	55	TT121018	VINYL CHLORIDE	75-01-4	1	U	UG/L
LC34-DPT0672-058.0-20181210	GW	12/10/2018	56	60	TT121018	TRANS-1,2-DICHLOROETHENE	156-60-5	1	U	UG/L
LC34-DPT0672-063.0-20181210	GW	12/10/2018	61	65	TT121018	1,1-DICHLOROETHENE	75-35-4	1	U	UG/L
LC34-DPT0672-063.0-20181210	GW	12/10/2018	61	65	TT121018	VINYL CHLORIDE	75-01-4	1	U	UG/L
LC34-DPT0672-068.0-20181210	GW	12/10/2018	66	70	TT121018	TRANS-1,2-DICHLOROETHENE	156-60-5	1	U	UG/L
LC34-DPT0672-073.0-20181210	GW	12/10/2018	71	75	TT121018	1,1-DICHLOROETHENE	75-35-4	290	U	UG/L
LC34-DPT0672-073.0-20181210	GW	12/10/2018	71	75	TT121018	VINYL CHLORIDE	75-01-4	290	U	UG/L
LC34-DPT0672-078.0-20181210	GW	12/10/2018	76	80	TT121018	TRANS-1,2-DICHLOROETHENE	156-60-5	290	U	UG/L
LC34-DPT0672-083.0-20181210	GW	12/10/2018	81	85	TT121018	1,1-DICHLOROETHENE	75-35-4	100	U	UG/L
LC34-DPT0672-083.0-20181210	GW	12/10/2018	81	85	TT121018	VINYL CHLORIDE	75-01-4	100	U	UG/L
LC34-DPT0672-088.0-20181211	GW	12/11/2018	86	90	TT121018	TRANS-1,2-DICHLOROETHENE	156-60-5	3	U	UG/L
LC34-DPT0672-093.0-20181211	GW	12/11/2018	91	95	TT121018	1,1-DICHLOROETHENE	75-35-4	1	U	UG/L
LC34-DPT0672-093.0-20181211	GW	12/11/2018	91	95	TT121018	VINYL CHLORIDE	75-01-4	1	U	UG/L
LC34-DPT0672-098.0-20181211	GW	12/11/2018	96	100	TT121018	TRANS-1,2-DICHLOROETHENE	156-60-5	1	U	UG/L
LC34-DPT0673-008.0-20181211	GW	12/11/2018	6	10	TT121018	1,1-DICHLOROETHENE	75-35-4	1	U	UG/L
LC34-DPT0673-008.0-20181211	GW	12/11/2018	6	10	TT121018	VINYL CHLORIDE	75-01-4	10		UG/L
LC34-DPT0673-013.0-20181211	GW	12/11/2018	11	15	TT121018	TRANS-1,2-DICHLOROETHENE	156-60-5	1	U	UG/L

Sample	Matrix	Sample Date	Top Depth	Bottom Depth	SDG	Parameter	CAS	Lab Result	Lab Qualifier	Units
LC34-DPT0673-018.0-20181211	GW	12/11/2018	16	20	TT121018	1,1-DICHLOROETHENE	75-35-4	1	U	UG/L
LC34-DPT0673-018.0-20181211	GW	12/11/2018	16	20	TT121018	VINYL CHLORIDE	75-01-4	29		UG/L
LC34-DPT0673-023.0-20181211	GW	12/11/2018	21	25	TT121018	TRANS-1,2-DICHLOROETHENE	156-60-5	18		UG/L
LC34-DPT0673-028.0-20181211	GW	12/11/2018	26	30	TT121018	1,1-DICHLOROETHENE	75-35-4	1	U	UG/L
LC34-DPT0673-028.0-20181211	GW	12/11/2018	26	30	TT121018	VINYL CHLORIDE	75-01-4	240		UG/L
LC34-DPT0673-033.0-20181211	GW	12/11/2018	31	35	TT121018	TRANS-1,2-DICHLOROETHENE	156-60-5	260		UG/L
LC34-DPT0673-038.0-20181211	GW	12/11/2018	36	40	TT121018	1,1-DICHLOROETHENE	75-35-4	500	U	UG/L
LC34-DPT0673-038.0-20181211	GW	12/11/2018	36	40	TT121018	VINYL CHLORIDE	75-01-4	37000		UG/L
LC34-DPT0673-043.0-20181211	GW	12/11/2018	41	45	TT121018	TRANS-1,2-DICHLOROETHENE	156-60-5	20	U	UG/L
LC34-DPT0673-048.0-20181211	GW	12/11/2018	46	50	TT121018	1,1-DICHLOROETHENE	75-35-4	1	U	UG/L
LC34-DPT0673-048.0-20181211	GW	12/11/2018	46	50	TT121018	VINYL CHLORIDE	75-01-4	1		UG/L
LC34-DPT0673-053.0-20181211	GW	12/11/2018	51	55	TT121018	TRANS-1,2-DICHLOROETHENE	156-60-5	1	U	UG/L
LC34-DPT0673-058.0-20181211	GW	12/11/2018	56	60	TT121018	1,1-DICHLOROETHENE	75-35-4	1	U	UG/L
LC34-DPT0673-058.0-20181211	GW	12/11/2018	56	60	TT121018	VINYL CHLORIDE	75-01-4	1		UG/L
LC34-DPT0673-063.0-20181211	GW	12/11/2018	61	65	TT121018	TRANS-1,2-DICHLOROETHENE	156-60-5	1	U	UG/L
LC34-DPT0673-068.0-20181211	GW	12/11/2018	66	70	TT121018	1,1-DICHLOROETHENE	75-35-4	1	U	UG/L
LC34-DPT0673-068.0-20181211	GW	12/11/2018	66	70	TT121018	VINYL CHLORIDE	75-01-4	1	U	UG/L
LC34-DPT0673-073.0-20181211	GW	12/11/2018	71	75	TT121018	TRANS-1,2-DICHLOROETHENE	156-60-5	1	U	UG/L
LC34-DPT0673-078.0-20181211	GW	12/11/2018	76	80	TT121018	1,1-DICHLOROETHENE	75-35-4	1	U	UG/L
LC34-DPT0681-028.0-20181221	GW	12/21/2018	26	30	TT121018	CIS-1,2-DICHLOROETHENE	156-59-2	14200		UG/L
LC34-DPT0681-033.0-20181221	GW	12/21/2018	31	35	TT121018	1,1,2-TRICHLOROTRIFLUOROETHANE	76-13-1	100	U	UG/L
LC34-DPT0681-033.0-20181221	GW	12/21/2018	31	35	TT121018	TRICHLOROETHENE	79-01-6	100	U	UG/L
LC34-DPT0681-038.0-20181221	GW	12/21/2018	36	40	TT121018	CIS-1,2-DICHLOROETHENE	156-59-2	15700		UG/L
LC34-DPT0681-043.0-20181221	GW	12/21/2018	41	45	TT121018	1,1,2-TRICHLOROTRIFLUOROETHANE	76-13-1	3	U	UG/L
LC34-DPT0681-043.0-20181221	GW	12/21/2018	41	45	TT121018	TRICHLOROETHENE	79-01-6	3	U	UG/L
LC34-DPT0681-048.0-20181221	GW	12/21/2018	46	50	TT121018	CIS-1,2-DICHLOROETHENE	156-59-2	1	U	UG/L
LC34-DPT0672-018.0-20181210	GW	12/10/2018	16	20	TT121018	1,1-DICHLOROETHENE	75-35-4	5	U	UG/L
LC34-DPT0672-018.0-20181210	GW	12/10/2018	16	20	TT121018	VINYL CHLORIDE	75-01-4	360		UG/L
LC34-DPT0672-023.0-20181210	GW	12/10/2018	21	25	TT121018	TRANS-1,2-DICHLOROETHENE	156-60-5	93		UG/L
LC34-DPT0672-028.0-20181210	GW	12/10/2018	26	30	TT121018	1,1-DICHLOROETHENE	75-35-4	200	U	UG/L
LC34-DPT0672-028.0-20181210	GW	12/10/2018	26	30	TT121018	VINYL CHLORIDE	75-01-4	18700		UG/L
LC34-DPT0672-033.0-20181210	GW	12/10/2018	31	35	TT121018	TRANS-1,2-DICHLOROETHENE	156-60-5	200	U	UG/L
LC34-DPT0672-038.0-20181210	GW	12/10/2018	36	40	TT121018	1,1-DICHLOROETHENE	75-35-4	40	U	UG/L
LC34-DPT0672-038.0-20181210	GW	12/10/2018	36	40	TT121018	VINYL CHLORIDE	75-01-4	620		UG/L
LC34-DPT0672-043.0-20181210	GW	12/10/2018	41	45	TT121018	TRANS-1,2-DICHLOROETHENE	156-60-5	1	U	UG/L
LC34-DPT0672-048.0-20181210	GW	12/10/2018	46	50	TT121018	1,1-DICHLOROETHENE	75-35-4	1	U	UG/L
LC34-DPT0672-048.0-20181210	GW	12/10/2018	46	50	TT121018	VINYL CHLORIDE	75-01-4	1	U	UG/L
LC34-DPT0672-053.0-20181210	GW	12/10/2018	51	55	TT121018	TRANS-1,2-DICHLOROETHENE	156-60-5	1	U	UG/L
LC34-DPT0672-058.0-20181210	GW	12/10/2018	56	60	TT121018	1,1-DICHLOROETHENE	75-35-4	1	U	UG/L
LC34-DPT0672-058.0-20181210	GW	12/10/2018	56	60	TT121018	VINYL CHLORIDE	75-01-4	1	U	UG/L

Sample	Matrix	Sample Date	Top Depth	Bottom Depth	SDG	Parameter	CAS	Lab Result	Lab Qualifier	Units
LC34-DPT0672-063.0-20181210	GW	12/10/2018	61	65	TT121018	TRANS-1,2-DICHLOROETHENE	156-60-5	1	U	UG/L
LC34-DPT0672-068.0-20181210	GW	12/10/2018	66	70	TT121018	1,1-DICHLOROETHENE	75-35-4	1	U	UG/L
LC34-DPT0672-068.0-20181210	GW	12/10/2018	66	70	TT121018	VINYL CHLORIDE	75-01-4	1	U	UG/L
LC34-DPT0672-073.0-20181210	GW	12/10/2018	71	75	TT121018	TRANS-1,2-DICHLOROETHENE	156-60-5	530		UG/L
LC34-DPT0672-078.0-20181210	GW	12/10/2018	76	80	TT121018	1,1-DICHLOROETHENE	75-35-4	290	U	UG/L
LC34-DPT0672-078.0-20181210	GW	12/10/2018	76	80	TT121018	VINYL CHLORIDE	75-01-4	290	U	UG/L
LC34-DPT0672-083.0-20181210	GW	12/10/2018	81	85	TT121018	TRANS-1,2-DICHLOROETHENE	156-60-5	3	U	UG/L
LC34-DPT0672-088.0-20181211	GW	12/11/2018	86	90	TT121018	1,1-DICHLOROETHENE	75-35-4	3	U	UG/L
LC34-DPT0672-088.0-20181211	GW	12/11/2018	86	90	TT121018	VINYL CHLORIDE	75-01-4	3	U	UG/L
LC34-DPT0672-093.0-20181211	GW	12/11/2018	91	95	TT121018	TRANS-1,2-DICHLOROETHENE	156-60-5	1	U	UG/L
LC34-DPT0672-098.0-20181211	GW	12/11/2018	96	100	TT121018	1,1-DICHLOROETHENE	75-35-4	1	U	UG/L
LC34-DPT0672-098.0-20181211	GW	12/11/2018	96	100	TT121018	VINYL CHLORIDE	75-01-4	1	U	UG/L
LC34-DPT0673-008.0-20181211	GW	12/11/2018	6	10	TT121018	TRANS-1,2-DICHLOROETHENE	156-60-5	1	U	UG/L
LC34-DPT0673-013.0-20181211	GW	12/11/2018	11	15	TT121018	1,1-DICHLOROETHENE	75-35-4	1	U	UG/L
LC34-DPT0673-013.0-20181211	GW	12/11/2018	11	15	TT121018	VINYL CHLORIDE	75-01-4	59		UG/L
LC34-DPT0673-018.0-20181211	GW	12/11/2018	16	20	TT121018	TRANS-1,2-DICHLOROETHENE	156-60-5	1	U	UG/L
LC34-DPT0673-023.0-20181211	GW	12/11/2018	21	25	TT121018	1,1-DICHLOROETHENE	75-35-4	1	U	UG/L
LC34-DPT0673-023.0-20181211	GW	12/11/2018	21	25	TT121018	VINYL CHLORIDE	75-01-4	13		UG/L
LC34-DPT0673-028.0-20181211	GW	12/11/2018	26	30	TT121018	TRANS-1,2-DICHLOROETHENE	156-60-5	52		UG/L
LC34-DPT0673-033.0-20181211	GW	12/11/2018	31	35	TT121018	1,1-DICHLOROETHENE	75-35-4	40	U	UG/L
LC34-DPT0673-033.0-20181211	GW	12/11/2018	31	35	TT121018	VINYL CHLORIDE	75-01-4	50900		UG/L
LC34-DPT0673-038.0-20181211	GW	12/11/2018	36	40	TT121018	TRANS-1,2-DICHLOROETHENE	156-60-5	500	U	UG/L
LC34-DPT0673-043.0-20181211	GW	12/11/2018	41	45	TT121018	1,1-DICHLOROETHENE	75-35-4	20	U	UG/L
LC34-DPT0673-043.0-20181211	GW	12/11/2018	41	45	TT121018	VINYL CHLORIDE	75-01-4	1500		UG/L
LC34-DPT0673-048.0-20181211	GW	12/11/2018	46	50	TT121018	TRANS-1,2-DICHLOROETHENE	156-60-5	1	U	UG/L
LC34-DPT0673-053.0-20181211	GW	12/11/2018	51	55	TT121018	1,1-DICHLOROETHENE	75-35-4	1	U	UG/L
LC34-DPT0673-053.0-20181211	GW	12/11/2018	51	55	TT121018	VINYL CHLORIDE	75-01-4	5		UG/L
LC34-DPT0673-058.0-20181211	GW	12/11/2018	56	60	TT121018	TRANS-1,2-DICHLOROETHENE	156-60-5	1		UG/L
LC34-DPT0673-063.0-20181211	GW	12/11/2018	61	65	TT121018	1,1-DICHLOROETHENE	75-35-4	1	U	UG/L
LC34-DPT0673-063.0-20181211	GW	12/11/2018	61	65	TT121018	VINYL CHLORIDE	75-01-4	1	U	UG/L
LC34-DPT0673-068.0-20181211	GW	12/11/2018	66	70	TT121018	TRANS-1,2-DICHLOROETHENE	156-60-5	1	U	UG/L
LC34-DPT0673-073.0-20181211	GW	12/11/2018	71	75	TT121018	1,1-DICHLOROETHENE	75-35-4	1	U	UG/L
LC34-DPT0673-073.0-20181211	GW	12/11/2018	71	75	TT121018	VINYL CHLORIDE	75-01-4	10		UG/L
LC34-DPT0681-028.0-20181221	GW	12/21/2018	26	30	TT121018	TRICHLOROETHENE	79-01-6	200	U	UG/L
LC34-DPT0681-033.0-20181221	GW	12/21/2018	31	35	TT121018	CIS-1,2-DICHLOROETHENE	156-59-2	60200		UG/L
LC34-DPT0681-038.0-20181221	GW	12/21/2018	36	40	TT121018	1,1,2-TRICHLOROTRIFLUOROETHANE	76-13-1	100	U	UG/L
LC34-DPT0681-038.0-20181221	GW	12/21/2018	36	40	TT121018	TRICHLOROETHENE	79-01-6	100	U	UG/L
LC34-DPT0681-043.0-20181221	GW	12/21/2018	41	45	TT121018	CIS-1,2-DICHLOROETHENE	156-59-2	3	U	UG/L
LC34-DPT0681-048.0-20181221	GW	12/21/2018	46	50	TT121018	1,1,2-TRICHLOROTRIFLUOROETHANE	76-13-1	1	U	UG/L
LC34-DPT0681-048.0-20181221	GW	12/21/2018	46	50	TT121018	TRICHLOROETHENE	79-01-6	1	U	UG/L

Analytical Laboratories of Florida, Inc.

March 12, 2019

Lee Leck
Sample Management Coordinator
TetraTech NUS, Inc.
Project Name: LC34 Site, KSC, Fl.

Re: PDF - Analytical Data Package

Analytical Laboratories of Florida, Inc. (ALF) office located at 2265 Leaside Court, Merritt Island, Florida provided laboratory services for TetraTech NUS, Inc. at the Launch Complex 34 (LC34) area of Kennedy Space Center during direct push temporary well sample collection. The site is located at NASA's Kennedy Space Center, Florida complex. The laboratory contact is Dale Schamp at 321-258-1355. The laboratory project name is TT030419. Analysis was performed utilizing EPA8260D methodology. A total of 67 ground water samples were analyzed by Dale Schamp (Chemist) over a period of five days from March 3-8, 2019. The project utilized one of two mobile laboratories over the duration of the project. The mobile laboratories are certified (Certification Number E83934 or E831090) by the Florida Department of Health using the guidelines of the national NELAC certification program. TetraTech's Information System's Group (http://isg.ttnus.com) specified the excel spreadsheet format utilized to transport environmental analytical data to TetraTech in an electronic format. ALF's data was submitted to TetraTech under file name EDD.NASA.LC34.030419total on March 12, 2019.

TetraTech/NUS' Project Manager is Mark Jonnet out of the Pittsburgh, Pa. office. The Prime Contact's subcontract number is S1157415. The mobile laboratory was utilized to perform laboratory analysis to delineate volatile organic contamination in the groundwater at various NASA sites. The contaminants of concern included vinyl chloride, 1,1-DCE, Freon 113, cis/trans-1,2-DCE, and trichloroethene . The sample analysis load was expected to be up to 25 samples per day.

ALF performed the sample extraction with a Teledyne Stratum sample concentrator utilizing a purge and trap technique. The EPA 5030 method was used as a guideline for this procedure. The process involved is done by purging a gas (UHP helium) through a known sample volume (10 ml – undiluted) at a constant flow rate and specific time. This process transfers the contaminants of concern (COC) from the liquid matrix (groundwater) onto the trap. The trap is then heated to 250C releasing the compounds from the trap into the GC/MS system. An electronic value inside

P.O. Box 349, Cape Canaveral, Florida 32920
E mail: dale.schamp@alf1992.info
Cell phone: 321–258-1355

the Stratum sample concentrator is electronically moved from the load position to the inject position to transfer the COCs to the GC/MS.

ALF's GC/MS system consists of a Stratum PTC hooked up to an Agilent 6890 (or Model 7890) Gas Chromatograph in series with an Agilent 5973 (or Model 5975C) MS detector. The COCs are separated by the gradual increase of temperature of GC oven from 45C to 200C and the column's internal coating. ALF's column of choice is a J&W DB-VRX 20 meter, 0.18mm ID, 1um df. This setup closely follows the requirements of EPA Method 8260D for identification and quantification.

The target compound list had a very wide range of project specific detection limit requirements between 1 and 100 ppb to meet the Florida GCTLs. The lab settled on a method detection level for all compounds of 1 ppb. This detection level allowed the compounds to be analyzed in the scan sensitivity mode only.

The compounds are identified by two ways: retention time and ion spectrum. Simply under repetitive flow rates and consistent oven variation of temperatures a compound will pass through a detector at the same time for unknown samples and known calibration standards. The time, after the start of a run, the compound passes through a detector to give a peak type response is known as the retention time. This is how any Gas Chromatograph with a detector identifies a compound. The MS detector has the additional power of compound ion spectrums which occur when the compounds are bombarded with electrons as they pass into the detector which causes the compounds to fragment. Each COC fragments differently from all other compounds thus this is an additional aid in identifying compounds. In the SIM mode, the detector looks for specific compound fragments which increase detector sensitivity.

The compounds are quantified by comparing area responses of unknown sample concentrations to known calibration standards. The greater the peak area response the greater the concentration of the COC present.

Dale Schamp was the designated Field Chemist for this project. Each day on the Field Activity Form (FAF), the sample analyst would document the sample field description, matrix, sample's date and collection time for each sample received. The FAF also recorded the date and time the sample was received by the mobile laboratory.

P.O. Box 349, Cape Canaveral, Florida 32920
E mail: dale.schamp@alf1992.info
Cell phone: 321–258-1355

Analytical Laboratories of Florida, Inc.

The FAF was also used to record the sample analysis time and volume utilized to perform the analysis. The GC/MS system is linear to 500 ppb for the COCs. Mr. Schamp may have utilized one or two SRI GC systems to determine the sample size which was required to run the sample on the GC/MS. This sample pre-screening process prevented the field chemist from doing multiple runs due to high COC concentrations in the groundwater sample which in turn allowed him to get the final data to the contractor quicker.

Quality Assurance (QA) is an important part of sample analysis. QA is utilized to aid in the measurement of the data quality generated. The FDEP and EPA methods require the mobile laboratory run: a calibration curve, laboratory duplicates, laboratory matrix spikes, daily instrument tune checks, daily method blanks, internal standards, surrogate standards and calibration check standards. Other than the initial calibration standards curves and tune checks, this information can be found in the Excel Data Summary Tables provided and/or the overall Project EDD table required by TetraTech.

Once the sample's analysis was completed, the chemist entered the data into an Excel Data Summary Table spreadsheet. ALF analyzed 5 sample(s) for matrix spike analysis to determine whether the samples themselves cause interferences with the data generation. Project requirements specify 5 % while ALF's frequency was 7.5 % (5/67). ALF analyzed 5 sample duplicate(s) to check analysis reproducibility. This is also required at a frequency of 5% while ALF did this at a rate of 7.5 % (5/67).

The following information is attached or included in the electronic deliverables:

1. TetraTech EDD Data Summary Tables which includes QC data
2. Field Activities Forms
3. A Copy of this Project Summary

The data generated has been reviewed and submitted under TetraTech's EDD format and the data has been reviewed by TetraTech personnel for errors. I can be reached at 321-258-1355, if you have any follow-up questions.

Sincerely,
ANALYTICAL LABORATORIES OF FLORIDA, INC.

Dale A Schamp

Dale Schamp
Chemist

P.O. Box 349, Cape Canaveral, Florida 32920
E mail: dale.schamp@alf1992.info
Cell phone: 321–258-1355

ANALYTICAL LABORATORIES OF FLORIDA

FIELD ACTIVITIES FORM

Project Name: LC34 ALF Project: TT030419

Address: KSC, FL.

PROJECT NOTES:

Method: EPA8260D; Target Compounds: Vinyl chloride, 1,1-dce, F113, c/t-12,DCE and TCE. Lab#1/GC#5

03/07/19 Activities:

1735 Receive 1 GW sample (2 @ 40 ml VOA vials) from Chuck Sorden on ice. Field No. DPT697@78' (1730); LabID TT030419-W061

1742 Remove 3 ml GW sample W-060 from VOA vial W-060C-1. Add int/surr stds. Load onto PT-5. FN: LC34-DPT696@73' / Lab ID: TT030419-W-060. 1752 Inject.

1819 Remove 10 ml GW sample W-061 from VOA vial W-061C-1. Add int/surr stds. Load onto PT-5. FN: LC34-DPT697@78' / Lab ID: TT030419-W-061. 1829 Inject.

03/08/19 Activities:

0835 Run BFB Dynamic hardware tune ; Refrigerator # 9 temp < -5C ; Ambient temp 63 F. JG Finneran C#340024-2895 lot# 7939181551V1

0836 Run method blank in (fn: 030819blk1.d) 10 ml H20. All analyte responses equal to or < 50% of lowest quantitation calibration standard.Tune Good.

0850 Receive 1 GW sample (2 @ 40 ml VOA vials) from Chuck Sorden on ice. Field No. DPT698@33' (0845); LabID TT030419-W062

0905 Receive 1 GW sample (2 @ 40 ml VOA vials) from Chuck Sorden on ice. Field No. DPT698@38' (0900); LabID TT030419-W063

0915 Run 10ml H20 with 100ng spike (fn: 030819ccv1.d). All compound responses within 20 % expected response and ion ratios within 30% expected ratio.

0925 Remove 0.5 ml GW sample W-062 from VOA vial W-062C-1. Add int/surr stds. Load onto PT-5. FN: LC34-DPT698@33' / Lab ID: TT030419-W-062. 0935 Inject.

0943 Remove 0.05 ml GW sample W-062 from VOA vial W-062C-2. Add int/surr stds. Load onto PT-5. FN: LC34-DPT698@33' / Lab ID: TT030419-W-062DUP. 0953 Inject.

0950 Receive 1 GW sample (2 @ 40 ml VOA vials) from Chuck Sorden on ice. Field No. DPT699@33' (0945); LabID TT030419-W064

1000 Receive 1 GW sample (2 @ 40 ml VOA vials) from Chuck Sorden on ice. Field No. DPT699@38' (0955); LabID TT030419-W065

1002 Remove 5 ml GW sample W-063 from VOA vial W-063C-1. Add int/surr stds. Load onto PT-5. FN: LC34-DPT698@38' / Lab ID: TT030419-W-063. 1012 Inject.

1021 Remove 5 ml GW sample W-063 from VOA vial W-063C-2. Add 100NG,int/surr stds. Load onto PT-5. FN: LC34-DPT698@38' / Lab ID: TT030419-W-063MS. 1031 Inject.

1043 Remove 0.1 ml GW sample W-064 from VOA vial W-064C-1. Add int/surr stds. Load onto PT-5. FN: LC34-DPT699@33' / Lab ID: TT030419-W-064. 1053 Inject.

1100 Receive 1 GW sample (2 @ 40 ml VOA vials) from ZP. Field No. DPT700@73' (1055); LabID TT030419-W066

1101 Remove 0.035 ml GW sample W-065 from VOA vial W-065C-1. Add int/surr stds. Load onto PT-5. FN: LC34-DPT699@38' / Lab ID: TT030419-W-065. 1111 Inject.

1119 Remove 0.035 ml GW sample W-064 from VOA vial W-064C-2. Add int/surr stds. Load onto PT-5. FN: LC34-DPT699@33' / Lab ID: TT030419-W-064r. 1129 Inject.

1137 Remove 10 ml GW sample W-066 from VOA vial W-066C-1. Add int/surr stds. Load onto PT-5. FN: LC34-DPT700@73' / Lab ID: TT030419-W-066. 1147 Inject.

1140 Receive 1 GW sample (2 @ 40 ml VOA vials) from ZP. Field No. DPT700@78' (1130); LabID TT030419-W066

1157 Remove 10 ml GW sample W-067 from VOA vial W-067C-1. Add int/surr stds. Load onto PT-5. FN: LC34-DPT700@78' / Lab ID: TT030419-W-067. 1207 Inject.

1230 Discard samples in IDW drum.

Sampler / Company On-site: Chuck Sorden / Zack Philpot - Tetratetch

Delays:

Weather:

Date: 3/7-8/19 Page 4 of 4

Signature:

Important phone calls / Changes:

ANALYTICAL LABORATORIES OF FLORIDA

FIELD ACTIVITIES FORM

Project Name: LC34 ALF Project: TT030419

Address: KSC, FL.

PROJECT NOTES:

Method: EPA8260D; Target Compounds: Vinyl chloride, 1,1-dce, F113, c/t-12,DCE and TCE. Lab#1/GC#5

03/04/19 Activities: Calibrate GC#5/Lab#1 Ref#2 Temperature: < 5C 0700 hrs.

Method (soil/water) Blank(s): All responses < 5% of Lowest reported Reg Limit

Cal(water/soil)Curve(s): fn: 030519DRY5F.M All % RF RSD < 20 %

Cal(water/soil)Curve(s): All standards ion ratios are within 30% of mid level standard. All compound Response Factor ratios are > 0.1 or >0.2

Cal(water/soil)Curve(s): Second Source expected % Recovery met +/- 30 % of expected response (ng)

Lowest Concen level: Recalibrated Detection level standard meet +/- 30 % expected response (10ng level)

Cal(water)Curve(s): Blank passed tune acceptance criteria of EPA 8260C Section 11.3.1

0800 Arrive at badging station then go to site.
0939 Run BFB Dynamic hardware tune ; Refrigerator # 9 temp < -5C ; Ambient temp 70 F. JG Finneran C#340024-2895 lot# 7939181551V1
0940 Run method blank in (fn: 030419blk1.d) 10 ml H20. All analyte responses equal to or < 50% of lowest quantitation calibration standard.Tune Good.
1000 to 1240 Recalibrate GC system while waiting for samples.
1115 Rec 1 GW sample (2 @ 40 ml VOA vials) from Chuck Sorden on ice. Field No. DPT682@78' (1105); LabID TT030419-W001
1302 Remove 10 ml GW sample W-001 from VOA vial W-001C-1. Add int/surr stds. Load onto PT-5. FN: LC34-DPT682@78' / Lab ID: TT030419-W-001. 1312 Inject.
1315 Rec 1 GW sample (2 @ 40 ml VOA vials) from Chuck Sorden on ice. Field No. DPT683@73' (1310); LabID TT030419-W002
1321 Remove 10 ml GW sample W-001 from VOA vial W-001C-2. Add 100NG,int/surr stds. Load onto PT-5. FN: LC34-DPT682@78' / Lab ID: TT030419-W-001MS. 1331 Inject.
1339 Remove 10 ml GW sample W-002 from VOA vial W-002C-1. Add int/surr stds. Load onto PT-5. FN: LC34-DPT683@73' / Lab ID: TT030419-W-002. 1349 Inject.
1345 Rec 1 GW sample (2 @ 40 ml VOA vials) from Chuck Sorden on ice. Field No. DPT683@78' (1340); LabID TT030419-W003
1357 Remove 10 ml GW sample W-002 from VOA vial W-002C-2. Add int/surr stds. Load onto PT-5. FN: LC34-DPT683@73' / Lab ID: TT030419-W-002DUP. 1407 Inject.
1416 Remove 10 ml GW sample W-003 from VOA vial W-003C-1. Add int/surr stds. Load onto PT-5. FN: LC34-DPT683@78' / Lab ID: TT030419-W-003. 1426 Inject.
1435 Rec 1 GW sample (2 @ 40 ml VOA vials) from Chuck Sorden on ice. Field No. DPT683@98' (1430); LabID TT030419-W004
1436 Remove 10 ml GW sample W-004 from VOA vial W-004C-1. Add int/surr stds. Load onto PT-5. FN: LC34-DPT683@98' / Lab ID: TT030419-W-004. 1446 Inject.
1535 Rec 1 GW sample (2 @ 40 ml VOA vials) from DF on ice. Field No. LC34-RW1B@80' (1530); LabID TT030419-W005
1553 Remove 0.010 ml GW sample W-005 from VOA vial W-005C-1. Add int/surr stds. Load onto PT-5. FN: LC34-RW-1B@80' / Lab ID: TT030419-W-005. 1603 Inject.
1555 Rec 1 GW sample (2 @ 40 ml VOA vials) from DF on ice. Field No. LC34-RW2B@80' (1550); LabID TT030419-W006
1600 Rec 1 GW sample (2 @ 40 ml VOA vials) from Chuck Sorden on ice. Field No. DPT684@73' (1550); LabID TT030419-W007
1610 Rec 1 GW sample (2 @ 40 ml VOA vials) from DF on ice. Field No. LC34-RW3B@80' (1605); LabID TT030419-W008
1612 Remove 0.010 ml GW sample W-006 from VOA vial W-006C-1. Add int/surr stds. Load onto PT-5. FN: LC34-RW-2B@80' / Lab ID: TT030419-W-006. 1622 Inject.
1625 Rec 1 GW sample (2 @ 40 ml VOA vials) from Chuck Sorden on ice. Field No. DPT684@78' (1620); LabID TT030419-W009
1630 Rec 1 GW sample (2 @ 40 ml VOA vials) from DF on ice. Field No. LC34-RW16B@80' (1625); LabID TT030419-W010
1631 Remove 0.035 ml GW sample W-007 from VOA vial W-007C-1. Add int/surr stds. Load onto PT-5. FN: LC34-DPT684@73' / Lab ID: TT030419-W-007. 1641 Inject.
1650 Remove 0.035 ml GW sample W-009 from VOA vial W-009C-1. Add int/surr stds. Load onto PT-5. FN: LC34-DPT684@78' / Lab ID: TT030419-W-009. 1700 Inject.
1709 Remove 0.035 ml GW sample W-008 from VOA vial W-008C-1. Add int/surr stds. Load onto PT-5. FN: LC34-RW-3B@80' / Lab ID: TT030419-W-007. 1719 Inject.
1715 Rec 1 GW sample (2 @ 40 ml VOA vials) from Chuck Sorden on ice. Field No. DPT684@98' (1710); LabID TT030419-W011
1728 Remove 0.1 ml GW sample W-010 from VOA vial W-010C-1. Add int/surr stds. Load onto PT-5. FN: LC34-RW-16B@80' / Lab ID: TT030419-W-010. 1738 Inject.
1748 Remove 1 ml GW sample W-010 from VOA vial W-010C-2. Add int/surr stds. Load onto PT-5. FN: LC34-RW-16B@80' / Lab ID: TT030419-W-010r. 1758 Inject.
1809 Remove 0.035 ml GW sample W-011 from VOA vial W-011C-1. Add int/surr stds. Load onto PT-5. FN: LC34-DPT684@98' / Lab ID: TT030419-W-011. 1819 Inject.
1925 Remove 1 ml GW sample W-011 from VOA vial W-011C-2. Add int/surr stds. Load onto PT-5. FN: LC34-DPT684@98' / Lab ID: TT030419-W-011r. 1935 Inject.

3/5/19 Activities:

0843 Run BFB Dynamic hardware tune ; Refrigerator # 9 temp < -5C ; Ambient temp 61 F. JG Finneran C#340024-2895 lot# 7939181551V1
0847 Run method blank in (fn: 030519blk1.d) 10 ml H20. All analyte responses equal to or < 50% of lowest quantitation calibration standard.Tune Good.
0900 Rec 1 GW sample (2 @ 40 ml VOA vials) from Chuck Sorden on ice. Field No. DPT685@63' (0855); LabID TT030419-W012
0905 Run 10ml H20 with 100ng spike (fn: 030519ccv1.d). All compound responses between within 20 % expected response and ion ratios within 30% expected ratio.
0908 Remove 1 ml GW sample W-012 from VOA vial W-012C-1. Add int/surr stds. Load onto PT-5. FN: LC34-DPT685@63' / Lab ID: TT030419-W-012. 0918 Inject.
0930 Rec 1 GW sample (2 @ 40 ml VOA vials) from Chuck Sorden on ice. Field No. DPT685@68' (0925); LabID TT030419-W013
0937 Remove 10 ml GW sample W-012 from VOA vial W-012C-2. Add int/surr stds. Load onto PT-5. FN: LC34-DPT685@63' / Lab ID: TT030419-W-012r. 0947 Inject.
1001 Remove 10 ml GW sample W-012 from VOA vial W-012C-2 syringe. Add 100ng,int/surr stds. Load onto PT-5. FN: LC34-DPT685@63' / Lab ID: TT030419-W-012ms. 1011 Inject.
1005 Rec 1 GW sample (2 @ 40 ml VOA vials) from Chuck Sorden on ice. Field No. DPT685@73' (1000); LabID TT030419-W014
1007 Rec 1 GW sample (2 @ 40 ml VOA vials) from DF on ice. Temp = 20C. Field No. AOSB-DRUM-195324' (0730); LabID TT030419-W015
1007 Rec 1 GW sample (2 @ 40 ml VOA vials) from DF on ice. Field No. AOSB-DRUM-213310' (0745); LabID TT030419-W016
1007 Rec 1 GW sample (2 @ 40 ml VOA vials) from DF on ice. Field No. FSRA-DRUM-215362' (0800); LabID TT030419-W017
1020 Remove 10 ml GW sample W-013 from VOA vial W-013C-1. Add int/surr stds. Load onto PT-5. FN: LC34-DPT685@68' / Lab ID: TT030419-W-013. 1030 Inject.
1035 Rec 1 GW sample (2 @ 40 ml VOA vials) from Chuck Sorden on ice. Field No. DPT685@78' (1030); LabID TT030419-W018
1040 Remove 0.010 ml GW sample W-014 from VOA vial W-014C-1. Add int/surr stds. Load onto PT-5. FN: LC34-DPT685@73' / Lab ID: TT030419-W-014. 1050 Inject.

Sampler / Company On-site: Chuck Sorden / Dan Forrester - Tetratetch

Delays:

Weather:

Date: 3/4-5/19 Page 1 of 4

Signature:

Important phone calls / Changes:

ANALYTICAL LABORATORIES OF FLORIDA

FIELD ACTIVITIES FORM

Project Name: LC34 ALF Project: TT030419

Address: KSC, FL.

PROJECT NOTES:

Method: EPA8260D; Target Compounds: Vinyl chloride, 1,1-dce, F113, c/t-12,DCE and TCE. Lab#1/GC#5

03/05/19 Activities:

1104 Remove 0.010 ml GW sample W-014 from VOA vial W-014C-2. Add int/surr stds. Load onto PT-5. FN: LC34-DPT685@73' / Lab ID: TT030419-W-014dup. 1114 Inject.
1120 Rec 1 GW sample (2 @ 40 ml VOA vials) from Chuck Sorden on ice. Field No. DPT685@98' (1115); LabID TT030419-W019
1151 Remove 10 ml GW sample W-015 from VOA vial W-015C-1. Add int/surr stds. Load onto PT-5. FN: AOSB-drum195324 / Lab ID: TT030419-W-015. 1201 Inject.
1211 Remove 10 ml GW sample W-016 from VOA vial W-016C-1. Add int/surr stds. Load onto PT-5. FN: AOSB-drum213310 / Lab ID: TT030419-W-016. 1221 Inject.
1229 Remove 10 ml GW sample W-017 from VOA vial W-017C-1. Add int/surr stds. Load onto PT-5. FN: FSRA-drum215362 / Lab ID: TT030419-W-017. 1239 Inject.
1250 Remove 0.1 ml GW sample W-018 from VOA vial W-018C-1. Add int/surr stds. Load onto PT-5. FN: LC34-DPT685@78' / Lab ID: TT030419-W-018. 1300 Inject.
1309 Remove 3 ml GW sample W-018 from VOA vial W-018C-1. Add int/surr stds. Load onto PT-5. FN: LC34-DPT685@78' / Lab ID: TT030419-W-018R. 1319 Inject.
1329 Remove 0.5 ml GW sample W-019 from VOA vial W-019C-1. Add int/surr stds. Load onto PT-5. FN: LC34-DPT685@98' / Lab ID: TT030419-W-019. 1339 Inject.
1345 Rec 1 GW sample (2 @ 40 ml VOA vials) from Chuck Sorden on ice. Field No. DPT686@63' (1340); LabID TT030419-W020
1348 Remove 3 ml GW sample W-019 from VOA vial W-019C-1. Add int/surr stds. Load onto PT-5. FN: LC34-DPT685@98' / Lab ID: TT030419-W-019r. 1358 Inject.
1408 Remove 10 ml GW sample W-020 from VOA vial W-020C-1. Add int/surr stds. Load onto PT-5. FN: LC34-DPT686@63' / Lab ID: TT030419-W-020. 1418 Inject.
1415 Rec 1 GW sample (2 @ 40 ml VOA vials) from Chuck Sorden on ice. Field No. DPT686@68' (1410); LabID TT030419-W021
1437 Remove 10 ml GW sample W-021 from VOA vial W-021C-1. Add int/surr stds. Load onto PT-5. FN: LC34-DPT686@68' / Lab ID: TT030419-W-021. 1447 Inject.
1445 Rec 1 GW sample (2 @ 40 ml VOA vials) from Chuck Sorden on ice. Field No. DPT686@73' (1440); LabID TT030419-W022
1458 Remove 1 ml GW sample W-022 from VOA vial W-022C-1. Add int/surr stds. Load onto PT-5. FN: LC34-DPT686@73' / Lab ID: TT030419-W-022. 1508 Inject.
1510 Rec 1 GW sample (2 @ 40 ml VOA vials) from Chuck Sorden on ice. Field No. DPT686@78' (1505); LabID TT030419-W023
1516 Remove 10 ml GW sample W-022 from VOA vial W-022C-2. Add int/surr stds. Load onto PT-5. FN: LC34-DPT686@73' / Lab ID: TT030419-W-022r. 1526 Inject.
1536 Remove 10 ml GW sample W-023 from VOA vial W-023C-1. Add int/surr stds. Load onto PT-5. FN: LC34-DPT686@78' / Lab ID: TT030419-W-023. 1546 Inject.
1553 Rec 1 GW sample (2 @ 40 ml VOA vials) from Chuck Sorden on ice. Field No. DPT686@98' (1550); LabID TT030419-W024
1555 Remove 10 ml GW sample W-024 from VOA vial W-024C-1. Add int/surr stds. Load onto PT-5. FN: LC34-DPT686@98' / Lab ID: TT030419-W-024. 1605 Inject.
1650 Rec 1 GW sample (2 @ 40 ml VOA vials) from Chuck Sorden on ice. Field No. DPT687@63' (1650); LabID TT030419-W025
1652 Remove 10 ml GW sample W-025 from VOA vial W-025C-1. Add int/surr stds. Load onto PT-5. FN: LC34-DPT687@63' / Lab ID: TT030419-W-025. 1702 Inject.
1730 Rec 1 GW sample (2 @ 40 ml VOA vials) from Chuck Sorden on ice. Field No. DPT687@68' (1725); LabID TT030419-W026
1733 Remove 10 ml GW sample W-026 from VOA vial W-026C-1. Add int/surr stds. Load onto PT-5. FN: LC34-DPT687@68' / Lab ID: TT030419-W-026. 1743 Inject.

3/6/19 Activities:

0810 Rec 1 GW sample (2 @ 40 ml VOA vials) from Chuck Sorden on ice. Field No. DPT687@73' (0800); LabID TT030419-W027
0835 Rec 1 GW sample (2 @ 40 ml VOA vials) from Chuck Sorden on ice. Field No. DPT687@78' (0830); LabID TT030419-W028
0850 Run BFB Dynamic hardware tune ; Refrigerator # 9 temp < -5C ; Ambient temp 56 F. JG Finneran C#340024-2895 lot# 7939181551V1
0851 Run method blank in (fn: 030619blk1.d) 10 ml H20. All analyte responses equal to or < 50% of lowest quantitation calibration standard.Tune Good.
0905 Rec 1 GW sample (2 @ 40 ml VOA vials) from Chuck Sorden on ice. Field No. DPT687@83' (0900); LabID TT030419-W029
0909 Run 10ml H20 with 100ng spike (fn: 030619ccv1.d). All compound responses within 20 % expected response and ion ratios within 30% expected ratio except F113. OK for NDs.
0921 Remove 10 ml GW sample W-027 from VOA vial W-027C-1. Add int/surr stds. Load onto PT-5. FN: LC34-DPT687@73' / Lab ID: TT030419-W-027. 0931 Inject.
0939 Remove 10 ml GW sample W-027 from VOA vial W-027C-2. Add 100ng,int/surr stds. Load onto PT-5. FN: LC34-DPT687@73' / Lab ID: TT030419-W-027MS. 0949 Inject.
0950 Rec 1 GW sample (2 @ 40 ml VOA vials) from Chuck Sorden on ice. Field No. DPT687@98' (0940); LabID TT030419-W030
0958 Remove 1 ml GW sample W-028 from VOA vial W-028C-1. Add int/surr stds. Load onto PT-5. FN: LC34-DPT687@78' / Lab ID: TT030419-W-028. 1008 Inject.
1017 Remove 1 ml GW sample W-028 from VOA vial W-028C-2. Add int/surr stds. Load onto PT-5. FN: LC34-DPT687@78' / Lab ID: TT030419-W-028dup. 1027 Inject.
1039 Remove 10 ml GW sample W-029 from VOA vial W-029C-1. Add int/surr stds. Load onto PT-5. FN: LC34-DPT687@83' / Lab ID: TT030419-W-029. 1049 Inject.
1059 Remove 10 ml GW sample W-030 from VOA vial W-030C-1. Add int/surr stds. Load onto PT-5. FN: LC34-DPT687@98' / Lab ID: TT030419-W-030. 1109 Inject.
1105 Rec 1 GW sample (2 @ 40 ml VOA vials) from Chuck Sorden on ice. Field No. DPT688@88' (1100); LabID TT030419-W031
1118 Remove 10 ml GW sample W-031 from VOA vial W-031C-1. Add int/surr stds. Load onto PT-5. FN: LC34-DPT688@88' / Lab ID: TT030419-W-031. 1128 Inject.
1200 Rec 1 GW sample (2 @ 40 ml VOA vials) from Chuck Sorden on ice. Field No. DPT689@28' (1155); LabID TT030419-W032
1208 Remove 10 ml GW sample W-032 from VOA vial W-032C-1. Add int/surr stds. Load onto PT-5. FN: LC34-DPT689@28' / Lab ID: TT030419-W-032. 1218 Inject.
1215 Rec 1 GW sample (2 @ 40 ml VOA vials) from Chuck Sorden on ice. Field No. DPT689@33' (1210); LabID TT030419-W033
1227 Remove 2 ml GW sample W-033 from VOA vial W-033C-1. Add int/surr stds. Load onto PT-5. FN: LC34-DPT689@33' / Lab ID: TT030419-W-033. 1237 Inject.
1246 Remove 1 ml GW sample W-032 from VOA vial W-032C-2. Add int/surr stds. Load onto PT-5. FN: LC34-DPT689@28' / Lab ID: TT030419-W-032R. 1256 Inject.
1255 Rec 1 GW sample (2 @ 40 ml VOA vials) from Chuck Sorden on ice. Field No. DPT689@38' (1250); LabID TT030419-W034
1307 Remove 0.1 ml GW sample W-033 from VOA vial W-033C-2. Add int/surr stds. Load onto PT-5. FN: LC34-DPT689@33' / Lab ID: TT030419-W-033R. 1317 Inject.
1325 Rec 1 GW sample (2 @ 40 ml VOA vials) from Chuck Sorden on ice. Field No. DPT689@88' (1320); LabID TT030419-W035
1326 Remove 0.035 ml GW sample W-034 from VOA vial W-034C-1. Add int/surr stds. Load onto PT-5. FN: LC34-DPT689@38' / Lab ID: TT030419-W-034. 1335 Inject.
1354 Remove 10 ml GW sample W-035 from VOA vial W-035C-1. Add int/surr stds. Load onto PT-5. FN: LC34-DPT689@88' / Lab ID: TT030419-W-035. 1404 Inject.
1425 Rec 1 GW sample (2 @ 40 ml VOA vials) from Chuck Sorden on ice. Field No. DPT690@23' (1420); LabID TT030419-W036
1440 Rec 1 GW sample (2 @ 40 ml VOA vials) from Chuck Sorden on ice. Field No. DPT690@28' (1435); LabID TT030419-W037
1440 Remove 10 ml GW sample W-036 from VOA vial W-036C-1. Add int/surr stds. Load onto PT-5. FN: LC34-DPT690@23' / Lab ID: TT030419-W-036. 1450 Inject.
1500 Remove 10 ml GW sample W-037 from VOA vial W-037C-1. Add int/surr stds. Load onto PT-5. FN: LC34-DPT690@28' / Lab ID: TT030419-W-037. 1510 Inject.

Sampler / Company On-site: Chuck Sorden / Dan Forrester - Tetratetch

Delays:

Weather:

Date: 3/5-6/19 Page 2 of 4

Signature:

Important phone calls / Changes:

ANALYTICAL LABORATORIES OF FLORIDA

FIELD ACTIVITIES FORM

Project Name: LC34 ALF Project: TT030419

Address: KSC, FL.

PROJECT NOTES:

Method: EPA8260D; Target Compounds: Vinyl chloride, 1,1-dce, F113, c/t-12,DCE and TCE. Lab#1/GC#5

03/06/19 Activities:

1455 Rec 1 GW sample (2 @ 40 ml VOA vials) from Chuck Sorden on ice. Field No. DPT690@33' (1450); LabID TT030419-W038

1515 Receive 1 GW sample (2 @ 40 ml VOA vials) from Chuck Sorden on ice. Field No. DPT690@38' (1510); LabID TT030419-W039

1519 Remove 10 ml GW sample W-038 from VOA vial W-038C-1. Add int/surr stds. Load onto PT-5. FN: LC34-DPT690@33' / Lab ID: TT030419-W-038. 1529 Inject.

1530 Receive 1 GW sample (2 @ 40 ml VOA vials) from Chuck Sorden on ice. Field No. DPT690@43' (1525); LabID TT030419-W040

1539 Remove 1 ml GW sample W-039 from VOA vial W-039C-1. Add int/surr stds. Load onto PT-5. FN: LC34-DPT690@38' / Lab ID: TT030419-W-039. 1549 Inject.

1555 Receive 1 GW sample (2 @ 40 ml VOA vials) from Chuck Sorden on ice. Field No. DPT690@48' (1550); LabID TT030419-W041

1558 Remove 0.010 ml GW sample W-040 from VOA vial W-040C-1. Add int/surr stds. Load onto PT-5. FN: LC34-DPT690@43' / Lab ID: TT030419-W-040. 1608 Inject.

1615 Receive 1 GW sample (2 @ 40 ml VOA vials) from Chuck Sorden on ice. Field No. DPT690@53' (1610); LabID TT030419-W042

1619 Remove 1 ml GW sample W-041 from VOA vial W-041C-1. Add int/surr stds. Load onto PT-5. FN: LC34-DPT690@48' / Lab ID: TT030419-W-041. 1629 Inject.

1638 Remove 10 ml GW sample W-042 from VOA vial W-042C-1. Add int/surr stds. Load onto PT-5. FN: LC34-DPT690@53' / Lab ID: TT030419-W-042. 1648 Inject.

1645 Receive 1 GW sample (2 @ 40 ml VOA vials) from Chuck Sorden on ice. Field No. DPT690@93' (1640); LabID TT030419-W043

1657 Remove 10 ml GW sample W-043 from VOA vial W-043C-1. Add int/surr stds. Load onto PT-5. FN: LC34-DPT690@93' / Lab ID: TT030419-W-043. 1707 Inject.

03/07/19 Activities:

0821 Run BFB Dynamic hardware tune ; Refrigerator # 9 temp < -5C ; Ambient temp 56 F. JG Finneran C#340024-2895 lot# 7939181551V1

0823 Run method blank in (fn: 030719blk1.d) 10 ml H20. All analyte responses equal to or < 50% of lowest quantitation calibration standard.Tune Good.

0841 Run 10ml H20 with 100ng spike (fn: 030719ccv1.d). All compound responses within 20 % expected response and ion ratios within 30% expected ratio.

1125 Receive 1 GW sample (2 @ 40 ml VOA vials) from Chuck Sorden on ice. Temp = 19C Field No. DPT691@33' (0800); LabID TT030419-W044

1125 Receive 1 GW sample (2 @ 40 ml VOA vials) from Chuck Sorden on ice. Field No. DPT691@38' (0820); LabID TT030419-W045

1125 Receive 1 GW sample (2 @ 40 ml VOA vials) from Chuck Sorden on ice. Field No. DPT691@43' (0840); LabID TT030419-W046

1125 Receive 1 GW sample (2 @ 40 ml VOA vials) from Chuck Sorden on ice. Field No. DPT691@48' (0900); LabID TT030419-W047

1125 Receive 1 GW sample (2 @ 40 ml VOA vials) from Chuck Sorden on ice. Field No. DPT611@93' (1010); LabID TT030419-W048

1125 Receive 1 GW sample (2 @ 40 ml VOA vials) from Chuck Sorden on ice. Field No. DPT692@93' (1120); LabID TT030419-W049

1136 Remove 10 ml GW sample W-044 from VOA vial W-044C-1. Add int/surr stds. Load onto PT-5. FN: LC34-DPT691@33' / Lab ID: TT030419-W-044. 1146 Inject.

1157 Remove 10 ml GW sample W-044 from VOA vial W-044C-2. Add int/surr stds. Load onto PT-5. FN: LC34-DPT691@33' / Lab ID: TT030419-W-044DUP. 1207 Inject.

1216 Remove 0.1 ml GW sample W-045 from VOA vial W-045C-1. Add int/surr stds. Load onto PT-5. FN: LC34-DPT691@38' / Lab ID: TT030419-W-045. 1226 Inject.

1230 Receive 1 GW sample (2 @ 40 ml VOA vials) from DF on ice. Temp = 22C. Field No. FDSA-MW14S2@7' (0645); LabID TT030419-W050

1230 Receive 1 GW sample (2 @ 40 ml VOA vials) from DF on ice. Field No. FDSA-MW16S2@7' (0715); LabID TT030419-W051

1230 Receive 1 GW sample (2 @ 40 ml VOA vials) from DF on ice. Field No. FDSA-MW15S2@6' (0815); LabID TT030419-W052

1230 Receive 1 GW sample (2 @ 40 ml VOA vials) from DF on ice. Field No. AOSB-DRUM-215349 (0830); LabID TT030419-W053

1230 Receive 1 GW sample (2 @ 40 ml VOA vials) from DF on ice. Field No. AOSB-DRUM-215350 (0900); LabID TT030419-W054

1230 Receive 1 GW sample (2 @ 40 ml VOA vials) from DF on ice. Field No. AOSB-DRUM-215348 (0930); LabID TT030419-W055

1236 Remove 1 ml GW sample W-046 from VOA vial W-046C-1. Add int/surr stds. Load onto PT-5. FN: LC34-DPT691@43' / Lab ID: TT030419-W-046. 1246 Inject.

1256 Remove 0.05 ml GW sample W-045 from VOA vial W-045C-2. Add int/surr stds. Load onto PT-5. FN: LC34-DPT691@38' / Lab ID: TT030419-W-045r. 1306 Inject.

1315 Receive 1 GW sample (2 @ 40 ml VOA vials) from Chuck Sorden on ice. Field No. DPT693@73' (1310); LabID TT030419-W056

1315 Remove 10 ml GW sample W-047 from VOA vial W-047C-1. Add int/surr stds. Load onto PT-5. FN: LC34-DPT691@48' / Lab ID: TT030419-W-047. 1325 Inject.

1334 Remove 10 ml GW sample W-047 from VOA vial W-047C-2. Add 100ng,int/surr stds. Load onto PT-5. FN: LC34-DPT691@48' / Lab ID: TT030419-W-047MS. 1344 Inject.

1345 Receive 1 GW sample (2 @ 40 ml VOA vials) from Chuck Sorden on ice. Field No. DPT693@78' (1340); LabID TT030419-W057

1352 Remove 10 ml GW sample W-048 from VOA vial W-048C-1. Add int/surr stds. Load onto PT-5. FN: LC34-DPT611@93' / Lab ID: TT030419-W-048. 1402 Inject.

1410 Remove 5 ml GW sample W-049 from VOA vial W-049C-1. Add int/surr stds. Load onto PT-5. FN: LC34-DPT692@93' / Lab ID: TT030419-W-049. 1420 Inject.

1429 Remove 10 ml GW sample W-050 from VOA vial W-050C-1. Add int/surr stds. Load onto PT-5. FN: FDSA-MW14s2@7' / Lab ID: TT030419-W-050. 1439 Inject.

1447 Remove 1 ml GW sample W-049 from VOA vial W-049C-2. Add int/surr stds. Load onto PT-5. FN: LC34-DPT692@93' / Lab ID: TT030419-W-049r. 1457 Inject.

1450 Receive 1 GW sample (2 @ 40 ml VOA vials) from Chuck Sorden on ice. Field No. DPT694@73' (1445); LabID TT030419-W058

1504 Remove 10 ml GW sample W-051 from VOA vial W-051C-1. Add int/surr stds. Load onto PT-5. FN: FDSA-MW16s2@7' / Lab ID: TT030419-W-051. 1514 Inject.

1522 Remove 5 ml GW sample W-052 from VOA vial W-052C-1. Add int/surr stds. Load onto PT-5. FN: FDSA-MW15s2@7' / Lab ID: TT030419-W-052. 1532 Inject.

1540 Remove 3 ml GW sample W-053 from VOA vial W-053C-1. Add int/surr stds. Load onto PT-5. FN: AOSB-DRUM-215349 / Lab ID: TT030419-W-053. 1550 Inject.

1545 Receive 1 GW sample (2 @ 40 ml VOA vials) from Chuck Sorden on ice. Field No. DPT695@73' (1540); LabID TT030419-W059

1557 Remove 10 ml GW sample W-054 from VOA vial W-054C-1. Add int/surr stds. Load onto PT-5. FN: AOSB-DRUM-215350 / Lab ID: TT030419-W-054. 1607 Inject.

1615 Remove 10 ml GW sample W-055 from VOA vial W-055C-1. Add int/surr stds. Load onto PT-5. FN: AOSB-DRUM-215348 / Lab ID: TT030419-W-055. 1625 Inject.

1633 Remove 1 ml GW sample W-056 from VOA vial W-056C-1. Add int/surr stds. Load onto PT-5. FN: LC34-DPT693@73' / Lab ID: TT030419-W-056. 1643 Inject.

1650 Remove 5 ml GW sample W-057 from VOA vial W-057C-1. Add int/surr stds. Load onto PT-5. FN: LC34-DPT693@78' / Lab ID: TT030419-W-057. 1700 Inject.

1650 Receive 1 GW sample (2 @ 40 ml VOA vials) from Chuck Sorden on ice. Field No. DPT696@73' (1645); LabID TT030419-W060

1707 Remove 3 ml GW sample W-058 from VOA vial W-058C-1. Add int/surr stds. Load onto PT-5. FN: LC34-DPT694@73' / Lab ID: TT030419-W-058. 1717 Inject.

1725 Remove 1 ml GW sample W-059 from VOA vial W-059C-1. Add int/surr stds. Load onto PT-5. FN: LC34-DPT695@73' / Lab ID: TT030419-W-059. 1735 Inject.

Sampler / Company On-site: Chuck Sorden / Dan Forrester - Tetratetch

Delays:

Weather:

Date: 3/6-7/19

Signature:

Important phone calls / Changes:

Sample	Matrix	Sample Date	Top Depth	Bottom Depth	SDG	Parameter	CAS	Lab Result	Lab Qualifier	Units
LC34-DPT0684-098.0-20190304	GW	3/4/2019	96	100	TT030419	VINYL CHLORIDE	75-01-4	10	U	UG/L
LC34-DPT0685-063.0-20190305	GW	3/5/2019	61	65	TT030419	TRANS-1,2-DICHLOROETHENE	156-60-5	1	U	UG/L
LC34-DPT0685-068.0-20190305	GW	3/5/2019	66	70	TT030419	1,1-DICHLOROETHENE	75-35-4	1	U	UG/L
LC34-DPT0685-068.0-20190305	GW	3/5/2019	66	70	TT030419	VINYL CHLORIDE	75-01-4	1	U	UG/L
LC34-DPT0685-073.0-20190305	GW	3/5/2019	71	75	TT030419	TRANS-1,2-DICHLOROETHENE	156-60-5	1000	U	UG/L
LC34-DPT0685-078.0-20190305	GW	3/5/2019	76	80	TT030419	1,1-DICHLOROETHENE	75-35-4	3	U	UG/L
LC34-DPT0685-078.0-20190305	GW	3/5/2019	76	80	TT030419	VINYL CHLORIDE	75-01-4	3	U	UG/L
LC34-DPT0685-098.0-20190305	GW	3/5/2019	96	100	TT030419	TRANS-1,2-DICHLOROETHENE	156-60-5	3	U	UG/L
LC34-DPT0686-063.0-20190305	GW	3/5/2019	61	65	TT030419	1,1-DICHLOROETHENE	75-35-4	1	U	UG/L
LC34-DPT0686-063.0-20190305	GW	3/5/2019	61	65	TT030419	VINYL CHLORIDE	75-01-4	1	U	UG/L
LC34-DPT0686-068.0-20190305	GW	3/5/2019	66	70	TT030419	TRANS-1,2-DICHLOROETHENE	156-60-5	1	U	UG/L
LC34-DPT0686-073.0-20190305	GW	3/5/2019	71	75	TT030419	1,1-DICHLOROETHENE	75-35-4	1	U	UG/L
LC34-DPT0686-073.0-20190305	GW	3/5/2019	71	75	TT030419	VINYL CHLORIDE	75-01-4	1	U	UG/L
LC34-DPT0686-078.0-20190305	GW	3/5/2019	76	80	TT030419	TRANS-1,2-DICHLOROETHENE	156-60-5	1	U	UG/L
LC34-DPT0686-098.0-20190305	GW	3/5/2019	96	100	TT030419	1,1-DICHLOROETHENE	75-35-4	1	U	UG/L
LC34-DPT0686-098.0-20190305	GW	3/5/2019	96	100	TT030419	VINYL CHLORIDE	75-01-4	9	NULL	UG/L
LC34-DPT0687-063.0-20190305	GW	3/5/2019	61	65	TT030419	TRANS-1,2-DICHLOROETHENE	156-60-5	1	U	UG/L
LC34-DPT0687-068.0-20190305	GW	3/5/2019	66	70	TT030419	1,1-DICHLOROETHENE	75-35-4	1	U	UG/L
LC34-DPT0687-068.0-20190305	GW	3/5/2019	66	70	TT030419	VINYL CHLORIDE	75-01-4	1	U	UG/L
LC34-DPT0687-073.0-20190306	GW	3/6/2019	71	75	TT030419	TRANS-1,2-DICHLOROETHENE	156-60-5	1	U	UG/L
LC34-DPT0687-078.0-20190306	GW	3/6/2019	76	80	TT030419	1,1-DICHLOROETHENE	75-35-4	10	U	UG/L
LC34-DPT0687-078.0-20190306	GW	3/6/2019	76	80	TT030419	VINYL CHLORIDE	75-01-4	10	U	UG/L
LC34-DPT0687-083.0-20190306	GW	3/6/2019	81	85	TT030419	TRANS-1,2-DICHLOROETHENE	156-60-5	1	U	UG/L
LC34-DPT0687-098.0-20190306	GW	3/6/2019	96	100	TT030419	1,1-DICHLOROETHENE	75-35-4	1	U	UG/L
LC34-DPT0687-098.0-20190306	GW	3/6/2019	96	100	TT030419	VINYL CHLORIDE	75-01-4	1	U	UG/L
LC34-DPT0688-088.0-20190306	GW	3/6/2019	86	90	TT030419	TRANS-1,2-DICHLOROETHENE	156-60-5	1	U	UG/L
LC34-DPT0689-028.0-20190306	GW	3/6/2019	26	30	TT030419	1,1-DICHLOROETHENE	75-35-4	2	NULL	UG/L
LC34-DPT0689-028.0-20190306	GW	3/6/2019	26	30	TT030419	VINYL CHLORIDE	75-01-4	570	NULL	UG/L
LC34-DPT0689-033.0-20190306	GW	3/6/2019	31	35	TT030419	TRANS-1,2-DICHLOROETHENE	156-60-5	700	NULL	UG/L
LC34-DPT0689-038.0-20190306	GW	3/6/2019	36	40	TT030419	1,1-DICHLOROETHENE	75-35-4	290	U	UG/L
LC34-DPT0689-038.0-20190306	GW	3/6/2019	36	40	TT030419	VINYL CHLORIDE	75-01-4	39400	NULL	UG/L
LC34-DPT0689-088.0-20190306	GW	3/6/2019	86	90	TT030419	TRANS-1,2-DICHLOROETHENE	156-60-5	3	NULL	UG/L
LC34-DPT0690-023.0-20190306	GW	3/6/2019	21	25	TT030419	1,1-DICHLOROETHENE	75-35-4	1	U	UG/L
LC34-DPT0690-023.0-20190306	GW	3/6/2019	21	25	TT030419	VINYL CHLORIDE	75-01-4	6	NULL	UG/L
LC34-DPT0690-028.0-20190306	GW	3/6/2019	26	30	TT030419	TRANS-1,2-DICHLOROETHENE	156-60-5	1	U	UG/L
LC34-DPT0690-033.0-20190306	GW	3/6/2019	31	35	TT030419	1,1-DICHLOROETHENE	75-35-4	1	U	UG/L
LC34-DPT0690-033.0-20190306	GW	3/6/2019	31	35	TT030419	VINYL CHLORIDE	75-01-4	9	NULL	UG/L
LC34-DPT0690-038.0-20190306	GW	3/6/2019	36	40	TT030419	TRANS-1,2-DICHLOROETHENE	156-60-5	63	NULL	UG/L
LC34-DPT0690-043.0-20190306	GW	3/6/2019	41	45	TT030419	1,1-DICHLOROETHENE	75-35-4	1000	U	UG/L
LC34-DPT0690-043.0-20190306	GW	3/6/2019	41	45	TT030419	VINYL CHLORIDE	75-01-4	80000	NULL	UG/L

Sample	Matrix	Sample Date	Top Depth	Bottom Depth	SDG	Parameter	CAS	Lab Result	Lab Qualifier	Units
LC34-DPT0690-048.0-20190306	GW	3/6/2019	46	50	TT030419	TRANS-1,2-DICHLOROETHENE	156-60-5	18	NULL	UG/L
LC34-DPT0690-053.0-20190306	GW	3/6/2019	51	55	TT030419	1,1-DICHLOROETHENE	75-35-4	1	U	UG/L
LC34-DPT0690-053.0-20190306	GW	3/6/2019	51	55	TT030419	VINYL CHLORIDE	75-01-4	1	NULL	UG/L
LC34-DPT0690-093.0-20190306	GW	3/6/2019	91	95	TT030419	TRANS-1,2-DICHLOROETHENE	156-60-5	1	U	UG/L
LC34-DPT0691-033.0-20190307	GW	3/7/2019	31	35	TT030419	1,1-DICHLOROETHENE	75-35-4	1	U	UG/L
LC34-DPT0691-033.0-20190307	GW	3/7/2019	31	35	TT030419	VINYL CHLORIDE	75-01-4	62	NULL	UG/L
LC34-DPT0691-038.0-20190307	GW	3/7/2019	36	40	TT030419	TRANS-1,2-DICHLOROETHENE	156-60-5	2200	NULL	UG/L
LC34-DPT0691-043.0-20190307	GW	3/7/2019	41	45	TT030419	1,1-DICHLOROETHENE	75-35-4	10	U	UG/L
LC34-DPT0691-043.0-20190307	GW	3/7/2019	41	45	TT030419	VINYL CHLORIDE	75-01-4	690	NULL	UG/L
LC34-DPT0691-048.0-20190307	GW	3/7/2019	46	50	TT030419	TRANS-1,2-DICHLOROETHENE	156-60-5	1	U	UG/L
LC34-DPT0692-093.0-20190307	GW	3/7/2019	91	95	TT030419	1,1-DICHLOROETHENE	75-35-4	2	U	UG/L
LC34-DPT0692-093.0-20190307	GW	3/7/2019	91	95	TT030419	VINYL CHLORIDE	75-01-4	15	NULL	UG/L
LC34-DPT0693-073.0-20190307	GW	3/7/2019	71	75	TT030419	TRANS-1,2-DICHLOROETHENE	156-60-5	110	NULL	UG/L
LC34-DPT0693-078.0-20190307	GW	3/7/2019	76	80	TT030419	1,1-DICHLOROETHENE	75-35-4	2	U	UG/L
LC34-DPT0693-078.0-20190307	GW	3/7/2019	76	80	TT030419	VINYL CHLORIDE	75-01-4	2	U	UG/L
LC34-DPT0684-098.0-20190304	GW	3/4/2019	96	100	TT030419	CIS-1,2-DICHLOROETHENE	156-59-2	14	NULL	UG/L
LC34-DPT0685-063.0-20190305	GW	3/5/2019	61	65	TT030419	1,1,2-TRICHLOROTRIFLUOROETHANE	76-13-1	1	U	UG/L
LC34-DPT0685-063.0-20190305	GW	3/5/2019	61	65	TT030419	TRICHLOROETHENE	79-01-6	2	NULL	UG/L
LC34-DPT0685-068.0-20190305	GW	3/5/2019	66	70	TT030419	CIS-1,2-DICHLOROETHENE	156-59-2	1	U	UG/L
LC34-DPT0685-073.0-20190305	GW	3/5/2019	71	75	TT030419	1,1,2-TRICHLOROTRIFLUOROETHANE	76-13-1	1000	U	UG/L
LC34-DPT0685-073.0-20190305	GW	3/5/2019	71	75	TT030419	TRICHLOROETHENE	79-01-6	418000	NULL	UG/L
LC34-DPT0685-078.0-20190305	GW	3/5/2019	76	80	TT030419	CIS-1,2-DICHLOROETHENE	156-59-2	130	NULL	UG/L
LC34-DPT0685-098.0-20190305	GW	3/5/2019	96	100	TT030419	1,1,2-TRICHLOROTRIFLUOROETHANE	76-13-1	3	U	UG/L
LC34-DPT0685-098.0-20190305	GW	3/5/2019	96	100	TT030419	TRICHLOROETHENE	79-01-6	230	NULL	UG/L
LC34-DPT0686-063.0-20190305	GW	3/5/2019	61	65	TT030419	CIS-1,2-DICHLOROETHENE	156-59-2	1	U	UG/L
LC34-DPT0686-068.0-20190305	GW	3/5/2019	66	70	TT030419	1,1,2-TRICHLOROTRIFLUOROETHANE	76-13-1	1	U	UG/L
LC34-DPT0686-068.0-20190305	GW	3/5/2019	66	70	TT030419	TRICHLOROETHENE	79-01-6	1	U	UG/L
LC34-DPT0686-073.0-20190305	GW	3/5/2019	71	75	TT030419	CIS-1,2-DICHLOROETHENE	156-59-2	1	U	UG/L
LC34-DPT0686-078.0-20190305	GW	3/5/2019	76	80	TT030419	1,1,2-TRICHLOROTRIFLUOROETHANE	76-13-1	1	U	UG/L
LC34-DPT0686-078.0-20190305	GW	3/5/2019	76	80	TT030419	TRICHLOROETHENE	79-01-6	1	U	UG/L
LC34-DPT0686-098.0-20190305	GW	3/5/2019	96	100	TT030419	CIS-1,2-DICHLOROETHENE	156-59-2	15	NULL	UG/L
LC34-DPT0687-063.0-20190305	GW	3/5/2019	61	65	TT030419	1,1,2-TRICHLOROTRIFLUOROETHANE	76-13-1	1	U	UG/L
LC34-DPT0687-063.0-20190305	GW	3/5/2019	61	65	TT030419	TRICHLOROETHENE	79-01-6	1	U	UG/L
LC34-DPT0687-068.0-20190305	GW	3/5/2019	66	70	TT030419	CIS-1,2-DICHLOROETHENE	156-59-2	1	U	UG/L
LC34-DPT0687-073.0-20190306	GW	3/6/2019	71	75	TT030419	1,1,2-TRICHLOROTRIFLUOROETHANE	76-13-1	1	U	UG/L
LC34-DPT0687-073.0-20190306	GW	3/6/2019	71	75	TT030419	TRICHLOROETHENE	79-01-6	1	U	UG/L
LC34-DPT0687-078.0-20190306	GW	3/6/2019	76	80	TT030419	CIS-1,2-DICHLOROETHENE	156-59-2	280	NULL	UG/L
LC34-DPT0687-083.0-20190306	GW	3/6/2019	81	85	TT030419	1,1,2-TRICHLOROTRIFLUOROETHANE	76-13-1	1	U	UG/L
LC34-DPT0687-083.0-20190306	GW	3/6/2019	81	85	TT030419	TRICHLOROETHENE	79-01-6	1	NULL	UG/L
LC34-DPT0687-098.0-20190306	GW	3/6/2019	96	100	TT030419	CIS-1,2-DICHLOROETHENE	156-59-2	1	U	UG/L

Sample	Matrix	Sample Date	Top Depth	Bottom Depth	SDG	Parameter	CAS	Lab Result	Lab Qualifier	Units
LC34-DPT0688-088.0-20190306	GW	3/6/2019	86	90	TT030419	1,1,2-TRICHLOROTRIFLUOROETHANE	76-13-1	1	U	UG/L
LC34-DPT0688-088.0-20190306	GW	3/6/2019	86	90	TT030419	TRICHLOROETHENE	79-01-6	1	U	UG/L
LC34-DPT0689-028.0-20190306	GW	3/6/2019	26	30	TT030419	CIS-1,2-DICHLOROETHENE	156-59-2	430	NULL	UG/L
LC34-DPT0689-033.0-20190306	GW	3/6/2019	31	35	TT030419	1,1,2-TRICHLOROTRIFLUOROETHANE	76-13-1	5	U	UG/L
LC34-DPT0689-033.0-20190306	GW	3/6/2019	31	35	TT030419	TRICHLOROETHENE	79-01-6	5	U	UG/L
LC34-DPT0689-038.0-20190306	GW	3/6/2019	36	40	TT030419	CIS-1,2-DICHLOROETHENE	156-59-2	83800	NULL	UG/L
LC34-DPT0689-088.0-20190306	GW	3/6/2019	86	90	TT030419	1,1,2-TRICHLOROTRIFLUOROETHANE	76-13-1	1	U	UG/L
LC34-DPT0689-088.0-20190306	GW	3/6/2019	86	90	TT030419	TRICHLOROETHENE	79-01-6	1	U	UG/L
LC34-DPT0690-023.0-20190306	GW	3/6/2019	21	25	TT030419	CIS-1,2-DICHLOROETHENE	156-59-2	4	NULL	UG/L
LC34-DPT0690-028.0-20190306	GW	3/6/2019	26	30	TT030419	1,1,2-TRICHLOROTRIFLUOROETHANE	76-13-1	1	U	UG/L
LC34-DPT0690-028.0-20190306	GW	3/6/2019	26	30	TT030419	TRICHLOROETHENE	79-01-6	1	U	UG/L
LC34-DPT0690-033.0-20190306	GW	3/6/2019	31	35	TT030419	CIS-1,2-DICHLOROETHENE	156-59-2	3	NULL	UG/L
LC34-DPT0690-038.0-20190306	GW	3/6/2019	36	40	TT030419	1,1,2-TRICHLOROTRIFLUOROETHANE	76-13-1	10	U	UG/L
LC34-DPT0690-038.0-20190306	GW	3/6/2019	36	40	TT030419	TRICHLOROETHENE	79-01-6	10	U	UG/L
LC34-DPT0690-043.0-20190306	GW	3/6/2019	41	45	TT030419	CIS-1,2-DICHLOROETHENE	156-59-2	40100	NULL	UG/L
LC34-DPT0690-048.0-20190306	GW	3/6/2019	46	50	TT030419	1,1,2-TRICHLOROTRIFLUOROETHANE	76-13-1	10	U	UG/L
LC34-DPT0690-048.0-20190306	GW	3/6/2019	46	50	TT030419	TRICHLOROETHENE	79-01-6	1400	NULL	UG/L
LC34-DPT0690-053.0-20190306	GW	3/6/2019	51	55	TT030419	CIS-1,2-DICHLOROETHENE	156-59-2	7	NULL	UG/L
LC34-DPT0690-093.0-20190306	GW	3/6/2019	91	95	TT030419	1,1,2-TRICHLOROTRIFLUOROETHANE	76-13-1	1	U	UG/L
LC34-DPT0690-093.0-20190306	GW	3/6/2019	91	95	TT030419	TRICHLOROETHENE	79-01-6	1	U	UG/L
LC34-DPT0691-033.0-20190307	GW	3/7/2019	31	35	TT030419	CIS-1,2-DICHLOROETHENE	156-59-2	69	NULL	UG/L
LC34-DPT0691-038.0-20190307	GW	3/7/2019	36	40	TT030419	1,1,2-TRICHLOROTRIFLUOROETHANE	76-13-1	100	U	UG/L
LC34-DPT0691-038.0-20190307	GW	3/7/2019	36	40	TT030419	TRICHLOROETHENE	79-01-6	100	U	UG/L
LC34-DPT0691-043.0-20190307	GW	3/7/2019	41	45	TT030419	CIS-1,2-DICHLOROETHENE	156-59-2	740	NULL	UG/L
LC34-DPT0691-048.0-20190307	GW	3/7/2019	46	50	TT030419	1,1,2-TRICHLOROTRIFLUOROETHANE	76-13-1	1	U	UG/L
LC34-DPT0691-048.0-20190307	GW	3/7/2019	46	50	TT030419	TRICHLOROETHENE	79-01-6	1	U	UG/L
LC34-DPT0692-093.0-20190307	GW	3/7/2019	91	95	TT030419	CIS-1,2-DICHLOROETHENE	156-59-2	1400	NULL	UG/L
LC34-DPT0693-073.0-20190307	GW	3/7/2019	71	75	TT030419	1,1,2-TRICHLOROTRIFLUOROETHANE	76-13-1	10	U	UG/L
LC34-DPT0693-073.0-20190307	GW	3/7/2019	71	75	TT030419	TRICHLOROETHENE	79-01-6	420	NULL	UG/L
LC34-DPT0684-098.0-20190304	GW	3/4/2019	96	100	TT030419	TRANS-1,2-DICHLOROETHENE	156-60-5	10	U	UG/L
LC34-DPT0685-063.0-20190305	GW	3/5/2019	61	65	TT030419	1,1-DICHLOROETHENE	75-35-4	1	U	UG/L
LC34-DPT0685-063.0-20190305	GW	3/5/2019	61	65	TT030419	VINYL CHLORIDE	75-01-4	1	U	UG/L
LC34-DPT0685-068.0-20190305	GW	3/5/2019	66	70	TT030419	TRANS-1,2-DICHLOROETHENE	156-60-5	1	U	UG/L
LC34-DPT0685-073.0-20190305	GW	3/5/2019	71	75	TT030419	1,1-DICHLOROETHENE	75-35-4	1000	U	UG/L
LC34-DPT0685-073.0-20190305	GW	3/5/2019	71	75	TT030419	VINYL CHLORIDE	75-01-4	1000	U	UG/L
LC34-DPT0685-078.0-20190305	GW	3/5/2019	76	80	TT030419	TRANS-1,2-DICHLOROETHENE	156-60-5	3	U	UG/L
LC34-DPT0685-098.0-20190305	GW	3/5/2019	96	100	TT030419	1,1-DICHLOROETHENE	75-35-4	3	U	UG/L
LC34-DPT0685-098.0-20190305	GW	3/5/2019	96	100	TT030419	VINYL CHLORIDE	75-01-4	3	U	UG/L
LC34-DPT0686-063.0-20190305	GW	3/5/2019	61	65	TT030419	TRANS-1,2-DICHLOROETHENE	156-60-5	1	U	UG/L
LC34-DPT0686-068.0-20190305	GW	3/5/2019	66	70	TT030419	1,1-DICHLOROETHENE	75-35-4	1	U	UG/L

Sample	Matrix	Sample Date	Top Depth	Bottom Depth	SDG	Parameter	CAS	Lab Result	Lab Qualifier	Units
LC34-DPT0686-068.0-20190305	GW	3/5/2019	66	70	TT030419	VINYL CHLORIDE	75-01-4	1	U	UG/L
LC34-DPT0686-073.0-20190305	GW	3/5/2019	71	75	TT030419	TRANS-1,2-DICHLOROETHENE	156-60-5	1	U	UG/L
LC34-DPT0686-078.0-20190305	GW	3/5/2019	76	80	TT030419	1,1-DICHLOROETHENE	75-35-4	1	U	UG/L
LC34-DPT0686-078.0-20190305	GW	3/5/2019	76	80	TT030419	VINYL CHLORIDE	75-01-4	1	U	UG/L
LC34-DPT0686-098.0-20190305	GW	3/5/2019	96	100	TT030419	TRANS-1,2-DICHLOROETHENE	156-60-5	1	U	UG/L
LC34-DPT0687-063.0-20190305	GW	3/5/2019	61	65	TT030419	1,1-DICHLOROETHENE	75-35-4	1	U	UG/L
LC34-DPT0687-063.0-20190305	GW	3/5/2019	61	65	TT030419	VINYL CHLORIDE	75-01-4	1	U	UG/L
LC34-DPT0687-068.0-20190305	GW	3/5/2019	66	70	TT030419	TRANS-1,2-DICHLOROETHENE	156-60-5	1	U	UG/L
LC34-DPT0687-073.0-20190306	GW	3/6/2019	71	75	TT030419	1,1-DICHLOROETHENE	75-35-4	1	U	UG/L
LC34-DPT0687-073.0-20190306	GW	3/6/2019	71	75	TT030419	VINYL CHLORIDE	75-01-4	1	U	UG/L
LC34-DPT0687-078.0-20190306	GW	3/6/2019	76	80	TT030419	TRANS-1,2-DICHLOROETHENE	156-60-5	10	U	UG/L
LC34-DPT0687-083.0-20190306	GW	3/6/2019	81	85	TT030419	1,1-DICHLOROETHENE	75-35-4	1	U	UG/L
LC34-DPT0687-083.0-20190306	GW	3/6/2019	81	85	TT030419	VINYL CHLORIDE	75-01-4	1	U	UG/L
LC34-DPT0687-098.0-20190306	GW	3/6/2019	96	100	TT030419	TRANS-1,2-DICHLOROETHENE	156-60-5	1	U	UG/L
LC34-DPT0688-088.0-20190306	GW	3/6/2019	86	90	TT030419	1,1-DICHLOROETHENE	75-35-4	1	U	UG/L
LC34-DPT0688-088.0-20190306	GW	3/6/2019	86	90	TT030419	VINYL CHLORIDE	75-01-4	4	NULL	UG/L
LC34-DPT0689-028.0-20190306	GW	3/6/2019	26	30	TT030419	TRANS-1,2-DICHLOROETHENE	156-60-5	5	NULL	UG/L
LC34-DPT0689-033.0-20190306	GW	3/6/2019	31	35	TT030419	1,1-DICHLOROETHENE	75-35-4	15	NULL	UG/L
LC34-DPT0689-033.0-20190306	GW	3/6/2019	31	35	TT030419	VINYL CHLORIDE	75-01-4	9900	NULL	UG/L
LC34-DPT0689-038.0-20190306	GW	3/6/2019	36	40	TT030419	TRANS-1,2-DICHLOROETHENE	156-60-5	3000	NULL	UG/L
LC34-DPT0689-088.0-20190306	GW	3/6/2019	86	90	TT030419	1,1-DICHLOROETHENE	75-35-4	1	U	UG/L
LC34-DPT0689-088.0-20190306	GW	3/6/2019	86	90	TT030419	VINYL CHLORIDE	75-01-4	25	NULL	UG/L
LC34-DPT0690-023.0-20190306	GW	3/6/2019	21	25	TT030419	TRANS-1,2-DICHLOROETHENE	156-60-5	1	U	UG/L
LC34-DPT0690-028.0-20190306	GW	3/6/2019	26	30	TT030419	1,1-DICHLOROETHENE	75-35-4	1	U	UG/L
LC34-DPT0690-028.0-20190306	GW	3/6/2019	26	30	TT030419	VINYL CHLORIDE	75-01-4	26	NULL	UG/L
LC34-DPT0690-033.0-20190306	GW	3/6/2019	31	35	TT030419	TRANS-1,2-DICHLOROETHENE	156-60-5	1	U	UG/L
LC34-DPT0690-038.0-20190306	GW	3/6/2019	36	40	TT030419	1,1-DICHLOROETHENE	75-35-4	10	U	UG/L
LC34-DPT0690-038.0-20190306	GW	3/6/2019	36	40	TT030419	VINYL CHLORIDE	75-01-4	850	NULL	UG/L
LC34-DPT0690-043.0-20190306	GW	3/6/2019	41	45	TT030419	TRANS-1,2-DICHLOROETHENE	156-60-5	1000	U	UG/L
LC34-DPT0690-048.0-20190306	GW	3/6/2019	46	50	TT030419	1,1-DICHLOROETHENE	75-35-4	10	U	UG/L
LC34-DPT0690-048.0-20190306	GW	3/6/2019	46	50	TT030419	VINYL CHLORIDE	75-01-4	100	NULL	UG/L
LC34-DPT0690-053.0-20190306	GW	3/6/2019	51	55	TT030419	TRANS-1,2-DICHLOROETHENE	156-60-5	1	U	UG/L
LC34-DPT0690-093.0-20190306	GW	3/6/2019	91	95	TT030419	1,1-DICHLOROETHENE	75-35-4	1	U	UG/L
LC34-DPT0690-093.0-20190306	GW	3/6/2019	91	95	TT030419	VINYL CHLORIDE	75-01-4	1	U	UG/L
LC34-DPT0691-033.0-20190307	GW	3/7/2019	31	35	TT030419	TRANS-1,2-DICHLOROETHENE	156-60-5	2	NULL	UG/L
LC34-DPT0691-038.0-20190307	GW	3/7/2019	36	40	TT030419	1,1-DICHLOROETHENE	75-35-4	150	NULL	UG/L
LC34-DPT0691-038.0-20190307	GW	3/7/2019	36	40	TT030419	VINYL CHLORIDE	75-01-4	13600	NULL	UG/L
LC34-DPT0691-043.0-20190307	GW	3/7/2019	41	45	TT030419	TRANS-1,2-DICHLOROETHENE	156-60-5	31	NULL	UG/L
LC34-DPT0691-048.0-20190307	GW	3/7/2019	46	50	TT030419	1,1-DICHLOROETHENE	75-35-4	1	U	UG/L
LC34-DPT0691-048.0-20190307	GW	3/7/2019	46	50	TT030419	VINYL CHLORIDE	75-01-4	1	U	UG/L

Sample	Matrix	Sample Date	Top Depth	Bottom Depth	SDG	Parameter	CAS	Lab Result	Lab Qualifier	Units
LC34-DPT0692-093.0-20190307	GW	3/7/2019	91	95	TT030419	TRANS-1,2-DICHLOROETHENE	156-60-5	32	NULL	UG/L
LC34-DPT0693-073.0-20190307	GW	3/7/2019	71	75	TT030419	1,1-DICHLOROETHENE	75-35-4	10	U	UG/L
LC34-DPT0693-073.0-20190307	GW	3/7/2019	71	75	TT030419	VINYL CHLORIDE	75-01-4	10	U	UG/L
LC34-DPT0693-078.0-20190307	GW	3/7/2019	76	80	TT030419	TRANS-1,2-DICHLOROETHENE	156-60-5	2	U	UG/L
LC34-DPT0684-098.0-20190304	GW	3/4/2019	96	100	TT030419	TRICHLOROETHENE	79-01-6	2000	NULL	UG/L
LC34-DPT0685-063.0-20190305	GW	3/5/2019	61	65	TT030419	CIS-1,2-DICHLOROETHENE	156-59-2	1	U	UG/L
LC34-DPT0685-068.0-20190305	GW	3/5/2019	66	70	TT030419	1,1,2-TRICHLOROTRIFLUOROETHANE	76-13-1	1	U	UG/L
LC34-DPT0685-068.0-20190305	GW	3/5/2019	66	70	TT030419	TRICHLOROETHENE	79-01-6	1	U	UG/L
LC34-DPT0685-073.0-20190305	GW	3/5/2019	71	75	TT030419	CIS-1,2-DICHLOROETHENE	156-59-2	13800	NULL	UG/L
LC34-DPT0685-078.0-20190305	GW	3/5/2019	76	80	TT030419	1,1,2-TRICHLOROTRIFLUOROETHANE	76-13-1	3	U	UG/L
LC34-DPT0685-078.0-20190305	GW	3/5/2019	76	80	TT030419	TRICHLOROETHENE	79-01-6	120	NULL	UG/L
LC34-DPT0685-098.0-20190305	GW	3/5/2019	96	100	TT030419	CIS-1,2-DICHLOROETHENE	156-59-2	5	NULL	UG/L
LC34-DPT0686-063.0-20190305	GW	3/5/2019	61	65	TT030419	1,1,2-TRICHLOROTRIFLUOROETHANE	76-13-1	1	U	UG/L
LC34-DPT0686-063.0-20190305	GW	3/5/2019	61	65	TT030419	TRICHLOROETHENE	79-01-6	1	U	UG/L
LC34-DPT0686-068.0-20190305	GW	3/5/2019	66	70	TT030419	CIS-1,2-DICHLOROETHENE	156-59-2	1	U	UG/L
LC34-DPT0686-073.0-20190305	GW	3/5/2019	71	75	TT030419	1,1,2-TRICHLOROTRIFLUOROETHANE	76-13-1	1	U	UG/L
LC34-DPT0686-073.0-20190305	GW	3/5/2019	71	75	TT030419	TRICHLOROETHENE	79-01-6	1	U	UG/L
LC34-DPT0686-078.0-20190305	GW	3/5/2019	76	80	TT030419	CIS-1,2-DICHLOROETHENE	156-59-2	1	U	UG/L
LC34-DPT0686-098.0-20190305	GW	3/5/2019	96	100	TT030419	1,1,2-TRICHLOROTRIFLUOROETHANE	76-13-1	1	U	UG/L
LC34-DPT0686-098.0-20190305	GW	3/5/2019	96	100	TT030419	TRICHLOROETHENE	79-01-6	2	NULL	UG/L
LC34-DPT0687-063.0-20190305	GW	3/5/2019	61	65	TT030419	CIS-1,2-DICHLOROETHENE	156-59-2	1	U	UG/L
LC34-DPT0687-068.0-20190305	GW	3/5/2019	66	70	TT030419	1,1,2-TRICHLOROTRIFLUOROETHANE	76-13-1	1	U	UG/L
LC34-DPT0687-068.0-20190305	GW	3/5/2019	66	70	TT030419	TRICHLOROETHENE	79-01-6	1	U	UG/L
LC34-DPT0687-073.0-20190306	GW	3/6/2019	71	75	TT030419	CIS-1,2-DICHLOROETHENE	156-59-2	1	NULL	UG/L
LC34-DPT0687-078.0-20190306	GW	3/6/2019	76	80	TT030419	1,1,2-TRICHLOROTRIFLUOROETHANE	76-13-1	10	U	UG/L
LC34-DPT0687-078.0-20190306	GW	3/6/2019	76	80	TT030419	TRICHLOROETHENE	79-01-6	2600	NULL	UG/L
LC34-DPT0687-083.0-20190306	GW	3/6/2019	81	85	TT030419	CIS-1,2-DICHLOROETHENE	156-59-2	1	U	UG/L
LC34-DPT0687-098.0-20190306	GW	3/6/2019	96	100	TT030419	1,1,2-TRICHLOROTRIFLUOROETHANE	76-13-1	1	U	UG/L
LC34-DPT0687-098.0-20190306	GW	3/6/2019	96	100	TT030419	TRICHLOROETHENE	79-01-6	1	U	UG/L
LC34-DPT0688-088.0-20190306	GW	3/6/2019	86	90	TT030419	CIS-1,2-DICHLOROETHENE	156-59-2	1	U	UG/L
LC34-DPT0689-028.0-20190306	GW	3/6/2019	26	30	TT030419	1,1,2-TRICHLOROTRIFLUOROETHANE	76-13-1	1	U	UG/L
LC34-DPT0689-028.0-20190306	GW	3/6/2019	26	30	TT030419	TRICHLOROETHENE	79-01-6	2	NULL	UG/L
LC34-DPT0689-033.0-20190306	GW	3/6/2019	31	35	TT030419	CIS-1,2-DICHLOROETHENE	156-59-2	17800	NULL	UG/L
LC34-DPT0689-038.0-20190306	GW	3/6/2019	36	40	TT030419	1,1,2-TRICHLOROTRIFLUOROETHANE	76-13-1	290	U	UG/L
LC34-DPT0689-038.0-20190306	GW	3/6/2019	36	40	TT030419	TRICHLOROETHENE	79-01-6	290	U	UG/L
LC34-DPT0689-088.0-20190306	GW	3/6/2019	86	90	TT030419	CIS-1,2-DICHLOROETHENE	156-59-2	78	NULL	UG/L
LC34-DPT0690-023.0-20190306	GW	3/6/2019	21	25	TT030419	1,1,2-TRICHLOROTRIFLUOROETHANE	76-13-1	1	U	UG/L
LC34-DPT0690-023.0-20190306	GW	3/6/2019	21	25	TT030419	TRICHLOROETHENE	79-01-6	3	NULL	UG/L
LC34-DPT0690-028.0-20190306	GW	3/6/2019	26	30	TT030419	CIS-1,2-DICHLOROETHENE	156-59-2	6	NULL	UG/L
LC34-DPT0690-033.0-20190306	GW	3/6/2019	31	35	TT030419	1,1,2-TRICHLOROTRIFLUOROETHANE	76-13-1	1	U	UG/L

Sample	Matrix	Sample Date	Top Depth	Bottom Depth	SDG	Parameter	CAS	Lab Result	Lab Qualifier	Units
LC34-DPT0690-033.0-20190306	GW	3/6/2019	31	35	TT030419	TRICHLOROETHENE	79-01-6	1	U	UG/L
LC34-DPT0690-038.0-20190306	GW	3/6/2019	36	40	TT030419	CIS-1,2-DICHLOROETHENE	156-59-2	1000	NULL	UG/L
LC34-DPT0690-043.0-20190306	GW	3/6/2019	41	45	TT030419	1,1,2-TRICHLOROTRIFLUOROETHANE	76-13-1	1000	U	UG/L
LC34-DPT0690-043.0-20190306	GW	3/6/2019	41	45	TT030419	TRICHLOROETHENE	79-01-6	1000	U	UG/L
LC34-DPT0690-048.0-20190306	GW	3/6/2019	46	50	TT030419	CIS-1,2-DICHLOROETHENE	156-59-2	5800	NULL	UG/L
LC34-DPT0690-053.0-20190306	GW	3/6/2019	51	55	TT030419	1,1,2-TRICHLOROTRIFLUOROETHANE	76-13-1	1	U	UG/L
LC34-DPT0690-053.0-20190306	GW	3/6/2019	51	55	TT030419	TRICHLOROETHENE	79-01-6	1	NULL	UG/L
LC34-DPT0690-093.0-20190306	GW	3/6/2019	91	95	TT030419	CIS-1,2-DICHLOROETHENE	156-59-2	2	NULL	UG/L
LC34-DPT0691-033.0-20190307	GW	3/7/2019	31	35	TT030419	1,1,2-TRICHLOROTRIFLUOROETHANE	76-13-1	1	U	UG/L
LC34-DPT0691-033.0-20190307	GW	3/7/2019	31	35	TT030419	TRICHLOROETHENE	79-01-6	1	NULL	UG/L
LC34-DPT0691-038.0-20190307	GW	3/7/2019	36	40	TT030419	CIS-1,2-DICHLOROETHENE	156-59-2	72100	NULL	UG/L
LC34-DPT0691-043.0-20190307	GW	3/7/2019	41	45	TT030419	1,1,2-TRICHLOROTRIFLUOROETHANE	76-13-1	10	U	UG/L
LC34-DPT0691-043.0-20190307	GW	3/7/2019	41	45	TT030419	TRICHLOROETHENE	79-01-6	10	U	UG/L
LC34-DPT0691-048.0-20190307	GW	3/7/2019	46	50	TT030419	CIS-1,2-DICHLOROETHENE	156-59-2	2	NULL	UG/L
LC34-DPT0692-093.0-20190307	GW	3/7/2019	91	95	TT030419	1,1,2-TRICHLOROTRIFLUOROETHANE	76-13-1	2	U	UG/L
LC34-DPT0692-093.0-20190307	GW	3/7/2019	91	95	TT030419	TRICHLOROETHENE	79-01-6	58	NULL	UG/L
LC34-DPT0693-073.0-20190307	GW	3/7/2019	71	75	TT030419	CIS-1,2-DICHLOROETHENE	156-59-2	770	NULL	UG/L
LC34-DPT0693-078.0-20190307	GW	3/7/2019	76	80	TT030419	1,1,2-TRICHLOROTRIFLUOROETHANE	76-13-1	2	U	UG/L
LC34-DPT0694-073.0-20190307	GW	3/7/2019	71	75	TT030419	1,1-DICHLOROETHENE	75-35-4	3	U	UG/L
LC34-DPT0694-073.0-20190307	GW	3/7/2019	71	75	TT030419	VINYL CHLORIDE	75-01-4	3	U	UG/L
LC34-DPT0695-073.0-20190307	GW	3/7/2019	71	75	TT030419	TRANS-1,2-DICHLOROETHENE	156-60-5	92	NULL	UG/L
LC34-DPT0696-073.0-20190307	GW	3/7/2019	71	75	TT030419	1,1-DICHLOROETHENE	75-35-4	5	NULL	UG/L
LC34-DPT0696-073.0-20190307	GW	3/7/2019	71	75	TT030419	VINYL CHLORIDE	75-01-4	3	U	UG/L
LC34-DPT0697-078.0-20190307	GW	3/7/2019	76	80	TT030419	TRANS-1,2-DICHLOROETHENE	156-60-5	1	U	UG/L
LC34-DPT0698-033.0-20190308	GW	3/8/2019	31	35	TT030419	1,1-DICHLOROETHENE	75-35-4	20	U	UG/L
LC34-DPT0698-033.0-20190308	GW	3/8/2019	31	35	TT030419	VINYL CHLORIDE	75-01-4	23700	J	UG/L
LC34-DPT0698-038.0-20190308	GW	3/8/2019	36	40	TT030419	TRANS-1,2-DICHLOROETHENE	156-60-5	2	U	UG/L
LC34-DPT0699-033.0-20190308	GW	3/8/2019	31	35	TT030419	1,1-DICHLOROETHENE	75-35-4	120	NULL	UG/L
LC34-DPT0699-033.0-20190308	GW	3/8/2019	31	35	TT030419	VINYL CHLORIDE	75-01-4	17200	NULL	UG/L
LC34-DPT0699-038.0-20190308	GW	3/8/2019	36	40	TT030419	TRANS-1,2-DICHLOROETHENE	156-60-5	450	NULL	UG/L
LC34-DPT0700-073.0-20190308	GW	3/8/2019	71	75	TT030419	1,1-DICHLOROETHENE	75-35-4	1	U	UG/L
LC34-DPT0700-073.0-20190308	GW	3/8/2019	71	75	TT030419	VINYL CHLORIDE	75-01-4	1	U	UG/L
LC34-DPT0700-078.0-20190308	GW	3/8/2019	76	80	TT030419	TRANS-1,2-DICHLOROETHENE	156-60-5	1	U	UG/L
LC34-RW0016B-080.0-20190304	GW	3/4/2019	-9999	-9999	TT030419	CIS-1,2-DICHLOROETHENE	156-59-2	1400	NULL	UG/L
LC34-DPT0682-078.0-20190304	GW	3/4/2019	76	80	TT030419	1,1,2-TRICHLOROTRIFLUOROETHANE	76-13-1	1	U	UG/L
LC34-DPT0682-078.0-20190304	GW	3/4/2019	76	80	TT030419	TRICHLOROETHENE	79-01-6	1	U	UG/L
LC34-DPT0683-073.0-20190304	GW	3/4/2019	71	75	TT030419	CIS-1,2-DICHLOROETHENE	156-59-2	1	U	UG/L
LC34-DPT0683-078.0-20190304	GW	3/4/2019	76	80	TT030419	1,1,2-TRICHLOROTRIFLUOROETHANE	76-13-1	1	U	UG/L
LC34-DPT0683-078.0-20190304	GW	3/4/2019	76	80	TT030419	TRICHLOROETHENE	79-01-6	1	U	UG/L
LC34-DPT0683-098.0-20190304	GW	3/4/2019	96	100	TT030419	CIS-1,2-DICHLOROETHENE	156-59-2	1	U	UG/L

Sample	Matrix	Sample Date	Top Depth	Bottom Depth	SDG	Parameter	CAS	Lab Result	Lab Qualifier	Units
LC34-DPT0684-073.0-20190304	GW	3/4/2019	71	75	TT030419	1,1,2-TRICHLOROTRIFLUOROETHANE	76-13-1	1100	NULL	UG/L
LC34-DPT0684-073.0-20190304	GW	3/4/2019	71	75	TT030419	TRICHLOROETHENE	79-01-6	338000	J	UG/L
LC34-DPT0684-078.0-20190304	GW	3/4/2019	76	80	TT030419	CIS-1,2-DICHLOROETHENE	156-59-2	8000	NULL	UG/L
LC34-DPT0684-098.0-20190304	GW	3/4/2019	96	100	TT030419	1,1,2-TRICHLOROTRIFLUOROETHANE	76-13-1	10	U	UG/L
LC34-RW0001B-080.0-20190304	GW	3/4/2019	-9999	-9999	TT030419	CIS-1,2-DICHLOROETHENE	156-59-2	2400	NULL	UG/L
LC34-RW0002B-080.0-20190304	GW	3/4/2019	-9999	-9999	TT030419	1,1,2-TRICHLOROTRIFLUOROETHANE	76-13-1	1000	U	UG/L
LC34-RW0002B-080.0-20190304	GW	3/4/2019	-9999	-9999	TT030419	TRICHLOROETHENE	79-01-6	103000	NULL	UG/L
LC34-RW0003B-080.0-20190304	GW	3/4/2019	-9999	-9999	TT030419	CIS-1,2-DICHLOROETHENE	156-59-2	290	U	UG/L
LC34-DPT0611-093.0-20190307	GW	3/7/2019	91	95	TT030419	TRANS-1,2-DICHLOROETHENE	156-60-5	1	U	UG/L
LC34-DPT0693-078.0-20190307	GW	3/7/2019	76	80	TT030419	CIS-1,2-DICHLOROETHENE	156-59-2	55	NULL	UG/L
LC34-DPT0694-073.0-20190307	GW	3/7/2019	71	75	TT030419	1,1,2-TRICHLOROTRIFLUOROETHANE	76-13-1	3	U	UG/L
LC34-DPT0694-073.0-20190307	GW	3/7/2019	71	75	TT030419	TRICHLOROETHENE	79-01-6	250	NULL	UG/L
LC34-DPT0695-073.0-20190307	GW	3/7/2019	71	75	TT030419	CIS-1,2-DICHLOROETHENE	156-59-2	1500	NULL	UG/L
LC34-DPT0696-073.0-20190307	GW	3/7/2019	71	75	TT030419	1,1,2-TRICHLOROTRIFLUOROETHANE	76-13-1	3	U	UG/L
LC34-DPT0696-073.0-20190307	GW	3/7/2019	71	75	TT030419	TRICHLOROETHENE	79-01-6	120	NULL	UG/L
LC34-DPT0697-078.0-20190307	GW	3/7/2019	76	80	TT030419	CIS-1,2-DICHLOROETHENE	156-59-2	97	NULL	UG/L
LC34-DPT0698-033.0-20190308	GW	3/8/2019	31	35	TT030419	1,1,2-TRICHLOROTRIFLUOROETHANE	76-13-1	20	U	UG/L
LC34-DPT0698-033.0-20190308	GW	3/8/2019	31	35	TT030419	TRICHLOROETHENE	79-01-6	20	U	UG/L
LC34-DPT0698-038.0-20190308	GW	3/8/2019	36	40	TT030419	CIS-1,2-DICHLOROETHENE	156-59-2	19	NULL	UG/L
LC34-DPT0699-033.0-20190308	GW	3/8/2019	31	35	TT030419	1,1,2-TRICHLOROTRIFLUOROETHANE	76-13-1	100	U	UG/L
LC34-DPT0699-033.0-20190308	GW	3/8/2019	31	35	TT030419	TRICHLOROETHENE	79-01-6	100	U	UG/L
LC34-DPT0699-038.0-20190308	GW	3/8/2019	36	40	TT030419	CIS-1,2-DICHLOROETHENE	156-59-2	5400	NULL	UG/L
LC34-DPT0700-073.0-20190308	GW	3/8/2019	71	75	TT030419	1,1,2-TRICHLOROTRIFLUOROETHANE	76-13-1	1	U	UG/L
LC34-DPT0700-073.0-20190308	GW	3/8/2019	71	75	TT030419	TRICHLOROETHENE	79-01-6	1	U	UG/L
LC34-DPT0700-078.0-20190308	GW	3/8/2019	76	80	TT030419	CIS-1,2-DICHLOROETHENE	156-59-2	5	NULL	UG/L
LC34-RW0016B-080.0-20190304	GW	3/4/2019	-9999	-9999	TT030419	1,1-DICHLOROETHENE	75-35-4	10	U	UG/L
LC34-RW0016B-080.0-20190304	GW	3/4/2019	-9999	-9999	TT030419	VINYL CHLORIDE	75-01-4	430	NULL	UG/L
LC34-DPT0682-078.0-20190304	GW	3/4/2019	76	80	TT030419	TRANS-1,2-DICHLOROETHENE	156-60-5	1	U	UG/L
LC34-DPT0683-073.0-20190304	GW	3/4/2019	71	75	TT030419	1,1-DICHLOROETHENE	75-35-4	1	U	UG/L
LC34-DPT0683-073.0-20190304	GW	3/4/2019	71	75	TT030419	VINYL CHLORIDE	75-01-4	1	U	UG/L
LC34-DPT0683-078.0-20190304	GW	3/4/2019	76	80	TT030419	TRANS-1,2-DICHLOROETHENE	156-60-5	1	U	UG/L
LC34-DPT0683-098.0-20190304	GW	3/4/2019	96	100	TT030419	1,1-DICHLOROETHENE	75-35-4	1	U	UG/L
LC34-DPT0683-098.0-20190304	GW	3/4/2019	96	100	TT030419	VINYL CHLORIDE	75-01-4	1	U	UG/L
LC34-DPT0684-073.0-20190304	GW	3/4/2019	71	75	TT030419	TRANS-1,2-DICHLOROETHENE	156-60-5	290	U	UG/L
LC34-DPT0684-078.0-20190304	GW	3/4/2019	76	80	TT030419	1,1-DICHLOROETHENE	75-35-4	290	U	UG/L
LC34-DPT0684-078.0-20190304	GW	3/4/2019	76	80	TT030419	VINYL CHLORIDE	75-01-4	290	U	UG/L
LC34-RW0001B-080.0-20190304	GW	3/4/2019	-9999	-9999	TT030419	1,1-DICHLOROETHENE	75-35-4	1000	U	UG/L
LC34-RW0001B-080.0-20190304	GW	3/4/2019	-9999	-9999	TT030419	VINYL CHLORIDE	75-01-4	1000	U	UG/L
LC34-RW0002B-080.0-20190304	GW	3/4/2019	-9999	-9999	TT030419	TRANS-1,2-DICHLOROETHENE	156-60-5	1000	U	UG/L
LC34-RW0003B-080.0-20190304	GW	3/4/2019	-9999	-9999	TT030419	1,1-DICHLOROETHENE	75-35-4	290	U	UG/L

Sample	Matrix	Sample Date	Top Depth	Bottom Depth	SDG	Parameter	CAS	Lab Result	Lab Qualifier	Units
LC34-RW0003B-080.0-20190304	GW	3/4/2019	-9999	-9999	TT030419	VINYL CHLORIDE	75-01-4	290	U	UG/L
LC34-DPT0611-093.0-20190307	GW	3/7/2019	91	95	TT030419	CIS-1,2-DICHLOROETHENE	156-59-2	8	NULL	UG/L
LC34-DPT0694-073.0-20190307	GW	3/7/2019	71	75	TT030419	TRANS-1,2-DICHLOROETHENE	156-60-5	5	NULL	UG/L
LC34-DPT0695-073.0-20190307	GW	3/7/2019	71	75	TT030419	1,1-DICHLOROETHENE	75-35-4	10	U	UG/L
LC34-DPT0695-073.0-20190307	GW	3/7/2019	71	75	TT030419	VINYL CHLORIDE	75-01-4	10	U	UG/L
LC34-DPT0696-073.0-20190307	GW	3/7/2019	71	75	TT030419	TRANS-1,2-DICHLOROETHENE	156-60-5	31	NULL	UG/L
LC34-DPT0697-078.0-20190307	GW	3/7/2019	76	80	TT030419	1,1-DICHLOROETHENE	75-35-4	1	U	UG/L
LC34-DPT0697-078.0-20190307	GW	3/7/2019	76	80	TT030419	VINYL CHLORIDE	75-01-4	1	NULL	UG/L
LC34-DPT0698-033.0-20190308	GW	3/8/2019	31	35	TT030419	TRANS-1,2-DICHLOROETHENE	156-60-5	1200	NULL	UG/L
LC34-DPT0698-038.0-20190308	GW	3/8/2019	36	40	TT030419	1,1-DICHLOROETHENE	75-35-4	2	U	UG/L
LC34-DPT0698-038.0-20190308	GW	3/8/2019	36	40	TT030419	VINYL CHLORIDE	75-01-4	8	NULL	UG/L
LC34-DPT0699-033.0-20190308	GW	3/8/2019	31	35	TT030419	TRANS-1,2-DICHLOROETHENE	156-60-5	3200	NULL	UG/L
LC34-DPT0699-038.0-20190308	GW	3/8/2019	36	40	TT030419	1,1-DICHLOROETHENE	75-35-4	290	U	UG/L
LC34-DPT0699-038.0-20190308	GW	3/8/2019	36	40	TT030419	VINYL CHLORIDE	75-01-4	20600	NULL	UG/L
LC34-DPT0700-073.0-20190308	GW	3/8/2019	71	75	TT030419	TRANS-1,2-DICHLOROETHENE	156-60-5	1	U	UG/L
LC34-DPT0700-078.0-20190308	GW	3/8/2019	76	80	TT030419	1,1-DICHLOROETHENE	75-35-4	1	U	UG/L
LC34-DPT0700-078.0-20190308	GW	3/8/2019	76	80	TT030419	VINYL CHLORIDE	75-01-4	1	U	UG/L
LC34-RW0016B-080.0-20190304	GW	3/4/2019	-9999	-9999	TT030419	1,1,2-TRICHLOROTRIFLUOROETHANE	76-13-1	10	U	UG/L
LC34-RW0016B-080.0-20190304	GW	3/4/2019	-9999	-9999	TT030419	TRICHLOROETHENE	79-01-6	32	NULL	UG/L
LC34-DPT0682-078.0-20190304	GW	3/4/2019	76	80	TT030419	CIS-1,2-DICHLOROETHENE	156-59-2	1	U	UG/L
LC34-DPT0683-073.0-20190304	GW	3/4/2019	71	75	TT030419	1,1,2-TRICHLOROTRIFLUOROETHANE	76-13-1	1	U	UG/L
LC34-DPT0683-073.0-20190304	GW	3/4/2019	71	75	TT030419	TRICHLOROETHENE	79-01-6	1	U	UG/L
LC34-DPT0683-078.0-20190304	GW	3/4/2019	76	80	TT030419	CIS-1,2-DICHLOROETHENE	156-59-2	1	U	UG/L
LC34-DPT0683-098.0-20190304	GW	3/4/2019	96	100	TT030419	1,1,2-TRICHLOROTRIFLUOROETHANE	76-13-1	1	U	UG/L
LC34-DPT0683-098.0-20190304	GW	3/4/2019	96	100	TT030419	TRICHLOROETHENE	79-01-6	1	U	UG/L
LC34-DPT0684-073.0-20190304	GW	3/4/2019	71	75	TT030419	CIS-1,2-DICHLOROETHENE	156-59-2	7900	NULL	UG/L
LC34-DPT0684-078.0-20190304	GW	3/4/2019	76	80	TT030419	1,1,2-TRICHLOROTRIFLUOROETHANE	76-13-1	290	U	UG/L
LC34-DPT0684-078.0-20190304	GW	3/4/2019	76	80	TT030419	TRICHLOROETHENE	79-01-6	103000	NULL	UG/L
LC34-RW0001B-080.0-20190304	GW	3/4/2019	-9999	-9999	TT030419	1,1,2-TRICHLOROTRIFLUOROETHANE	76-13-1	1000	U	UG/L
LC34-RW0001B-080.0-20190304	GW	3/4/2019	-9999	-9999	TT030419	TRICHLOROETHENE	79-01-6	50300	NULL	UG/L
LC34-RW0002B-080.0-20190304	GW	3/4/2019	-9999	-9999	TT030419	CIS-1,2-DICHLOROETHENE	156-59-2	2800	NULL	UG/L
LC34-RW0003B-080.0-20190304	GW	3/4/2019	-9999	-9999	TT030419	1,1,2-TRICHLOROTRIFLUOROETHANE	76-13-1	290	U	UG/L
LC34-RW0003B-080.0-20190304	GW	3/4/2019	-9999	-9999	TT030419	TRICHLOROETHENE	79-01-6	3300	NULL	UG/L
LC34-DPT0611-093.0-20190307	GW	3/7/2019	91	95	TT030419	1,1-DICHLOROETHENE	75-35-4	1	U	UG/L
LC34-DPT0611-093.0-20190307	GW	3/7/2019	91	95	TT030419	VINYL CHLORIDE	75-01-4	1	U	UG/L
LC34-DPT0693-078.0-20190307	GW	3/7/2019	76	80	TT030419	TRICHLOROETHENE	79-01-6	13	NULL	UG/L
LC34-DPT0694-073.0-20190307	GW	3/7/2019	71	75	TT030419	CIS-1,2-DICHLOROETHENE	156-59-2	720	NULL	UG/L
LC34-DPT0695-073.0-20190307	GW	3/7/2019	71	75	TT030419	1,1,2-TRICHLOROTRIFLUOROETHANE	76-13-1	10	U	UG/L
LC34-DPT0695-073.0-20190307	GW	3/7/2019	71	75	TT030419	TRICHLOROETHENE	79-01-6	800	NULL	UG/L
LC34-DPT0696-073.0-20190307	GW	3/7/2019	71	75	TT030419	CIS-1,2-DICHLOROETHENE	156-59-2	1200	NULL	UG/L

Sample	Matrix	Sample Date	Top Depth	Bottom Depth	SDG	Parameter	CAS	Lab Result	Lab Qualifier	Units
LC34-DPT0697-078.0-20190307	GW	3/7/2019	76	80	TT030419	1,1,2-TRICHLOROTRIFLUOROETHANE	76-13-1	1	U	UG/L
LC34-DPT0697-078.0-20190307	GW	3/7/2019	76	80	TT030419	TRICHLOROETHENE	79-01-6	7	NULL	UG/L
LC34-DPT0698-033.0-20190308	GW	3/8/2019	31	35	TT030419	CIS-1,2-DICHLOROETHENE	156-59-2	13200	J	UG/L
LC34-DPT0698-038.0-20190308	GW	3/8/2019	36	40	TT030419	1,1,2-TRICHLOROTRIFLUOROETHANE	76-13-1	2	U	UG/L
LC34-DPT0698-038.0-20190308	GW	3/8/2019	36	40	TT030419	TRICHLOROETHENE	79-01-6	2	U	UG/L
LC34-DPT0699-033.0-20190308	GW	3/8/2019	31	35	TT030419	CIS-1,2-DICHLOROETHENE	156-59-2	68900	NULL	UG/L
LC34-DPT0699-038.0-20190308	GW	3/8/2019	36	40	TT030419	1,1,2-TRICHLOROTRIFLUOROETHANE	76-13-1	290	U	UG/L
LC34-DPT0699-038.0-20190308	GW	3/8/2019	36	40	TT030419	TRICHLOROETHENE	79-01-6	290	U	UG/L
LC34-DPT0700-073.0-20190308	GW	3/8/2019	71	75	TT030419	CIS-1,2-DICHLOROETHENE	156-59-2	1	U	UG/L
LC34-DPT0700-078.0-20190308	GW	3/8/2019	76	80	TT030419	1,1,2-TRICHLOROTRIFLUOROETHANE	76-13-1	1	U	UG/L
LC34-DPT0700-078.0-20190308	GW	3/8/2019	76	80	TT030419	TRICHLOROETHENE	79-01-6	1	U	UG/L
LC34-RW0016B-080.0-20190304	GW	3/4/2019	-9999	-9999	TT030419	TRANS-1,2-DICHLOROETHENE	156-60-5	30	NULL	UG/L
LC34-DPT0682-078.0-20190304	GW	3/4/2019	76	80	TT030419	1,1-DICHLOROETHENE	75-35-4	1	U	UG/L
LC34-DPT0682-078.0-20190304	GW	3/4/2019	76	80	TT030419	VINYL CHLORIDE	75-01-4	1	U	UG/L
LC34-DPT0683-073.0-20190304	GW	3/4/2019	71	75	TT030419	TRANS-1,2-DICHLOROETHENE	156-60-5	1	U	UG/L
LC34-DPT0683-078.0-20190304	GW	3/4/2019	76	80	TT030419	1,1-DICHLOROETHENE	75-35-4	1	U	UG/L
LC34-DPT0683-078.0-20190304	GW	3/4/2019	76	80	TT030419	VINYL CHLORIDE	75-01-4	1	U	UG/L
LC34-DPT0683-098.0-20190304	GW	3/4/2019	96	100	TT030419	TRANS-1,2-DICHLOROETHENE	156-60-5	1	U	UG/L
LC34-DPT0684-073.0-20190304	GW	3/4/2019	71	75	TT030419	1,1-DICHLOROETHENE	75-35-4	290	U	UG/L
LC34-DPT0684-073.0-20190304	GW	3/4/2019	71	75	TT030419	VINYL CHLORIDE	75-01-4	290	U	UG/L
LC34-DPT0684-078.0-20190304	GW	3/4/2019	76	80	TT030419	TRANS-1,2-DICHLOROETHENE	156-60-5	290	U	UG/L
LC34-DPT0684-098.0-20190304	GW	3/4/2019	96	100	TT030419	1,1-DICHLOROETHENE	75-35-4	10	U	UG/L
LC34-RW0001B-080.0-20190304	GW	3/4/2019	-9999	-9999	TT030419	TRANS-1,2-DICHLOROETHENE	156-60-5	1000	U	UG/L
LC34-RW0002B-080.0-20190304	GW	3/4/2019	-9999	-9999	TT030419	1,1-DICHLOROETHENE	75-35-4	1000	U	UG/L
LC34-RW0002B-080.0-20190304	GW	3/4/2019	-9999	-9999	TT030419	VINYL CHLORIDE	75-01-4	1000	U	UG/L
LC34-RW0003B-080.0-20190304	GW	3/4/2019	-9999	-9999	TT030419	TRANS-1,2-DICHLOROETHENE	156-60-5	290	U	UG/L
LC34-DPT0611-093.0-20190307	GW	3/7/2019	91	95	TT030419	1,1,2-TRICHLOROTRIFLUOROETHANE	76-13-1	1	U	UG/L
LC34-DPT0611-093.0-20190307	GW	3/7/2019	91	95	TT030419	TRICHLOROETHENE	79-01-6	8	NULL	UG/L

ANALYTICAL LABORATORIES OF FLORIDA

FIELD ACTIVITIES FORM

Project Name: LC34.3 (2019) ALF Project: TT041219

Address: KSC, FL.

PROJECT NOTES:

Method: EPA8260D; Target Compounds: Vinyl chloride, 1,1-dce, F113, c/t-12,DCE and TCE. Lab#1/GC#5

04/16/19 Activities:

1440 Rec 1 GW sample (2 @ 40 ml VOA vials) from Chuck Sorden on ice. Field No. DPT756@32' (1435); LabID TT041219-W110

1456 Remove 10 ml GW sample W-106 from VOA vial W-106C-1. Add int/surr stds. Load onto PT-5. FN: LC34-DPT756@8' / Lab ID: TT041219-W-106. 1506 Inject.

1505 Rec 1 GW sample (2 @ 40 ml VOA vials) from Chuck Sorden on ice. Field No. DPT757@8' (1500); LabID TT041219-W111

1510 Remove 3 ml GW sample W-107 from VOA vial W-107C-1. Add int/surr stds. Load onto PT-5. FN: LC34-DPT756@13' / Lab ID: TT041219-W-107. 1520 Inject.

1515 Rec 1 GW sample (2 @ 40 ml VOA vials) from Chuck Sorden on ice. Field No. DPT757@13' (1510); LabID TT041219-W112

1526 Remove 0.5 ml GW sample W-108 from VOA vial W-108C-1. Add int/surr stds. Load onto PT-5. FN: LC34-DPT756@18' / Lab ID: TT041219-W-108. 1536 Inject.

1530 Rec 1 GW sample (2 @ 40 ml VOA vials) from Chuck Sorden on ice. Field No. DPT757@18' (1525); LabID TT041219-W113

1543 Remove 10 ml GW sample W-109 from VOA vial W-109C-1. Add int/surr stds. Load onto PT-5. FN: LC34-DPT756@25' / Lab ID: TT041219-W-109. 1553 Inject.

1545 Rec 1 GW sample (2 @ 40 ml VOA vials) from Chuck Sorden on ice. Field No. DPT757@25' (1540); LabID TT041219-W114

1600 Remove 10 ml GW sample W-110 from VOA vial W-110C-1. Add int/surr stds. Load onto PT-5. FN: LC34-DPT756@32' / Lab ID: TT041219-W-110. 1615 Inject.

1600 Rec 1 GW sample (2 @ 40 ml VOA vials) from Chuck Sorden on ice. Field No. DPT757@32' (1555); LabID TT041219-W115

1622 Remove 10 ml GW sample W-111 from VOA vial W-111C-1. Add int/surr stds. Load onto PT-5. FN: LC34-DPT757@8' / Lab ID: TT041219-W-111. 1641 Inject.

1647 Remove 10 ml GW sample W-112 from VOA vial W-112C-1. Add int/surr stds. Load onto PT-5. FN: LC34-DPT757@13' / Lab ID: TT041219-W-112. 1657 Inject.

1703 Remove 5 ml GW sample W-113 from VOA vial W-113C-1. Add int/surr stds. Load onto PT-5. FN: LC34-DPT757@18' / Lab ID: TT041219-W-113. 1713 Inject.

1719 Remove 5 ml GW sample W-114 from VOA vial W-114C-1. Add int/surr stds. Load onto PT-5. FN: LC34-DPT757@25' / Lab ID: TT041219-W-114. 1729 Inject.

1736 Remove 10 ml GW sample W-115 from VOA vial W-115C-1. Add int/surr stds. Load onto PT-5. FN: LC34-DPT757@32' / Lab ID: TT041219-W-115. 1746 Inject.

1745 discard samples in IDW drum.

04/17/19 Activities:

0755 Run BFB Dynamic hardware tune ; Refrigerator # 9 temp < -5C ; Ambient temp 68 F. JG Finneran C#340024-2895 lot# 7939181291V1

0755 Rec 1 GW sample (2 @ 40 ml VOA vials) from Chuck Sorden on ice. Field No. DPT758@8' (0750); LabID TT041219-W116

0759 Run method blank in (fn: 041719blk1.d) 10 ml H20. All analyte responses equal to or < 50% of lowest quantitation calibration standard.TuneGood

0805 Rec 1 GW sample (2 @ 40 ml VOA vials) from Chuck Sorden on ice. Field No. DPT758@13' (0800); LabID TT041219-W117

0814 Run 10ml H20 with 100ng spike (fn: 041719ccv1.d). All compound responses between within 20 % expected response and ion ratios within 30% expected ratio.

0815 Rec 1 GW sample (2 @ 40 ml VOA vials) from Chuck Sorden on ice. Field No. DPT758@18' (0810); LabID TT041219-W118

0820 Remove 10 ml GW sample W-116 from VOA vial W-116C-1. Add int/surr stds. Load onto PT-5. FN: LC34-DPT758@8' / Lab ID: TT041219-W-116. 0830 Inject.

0830 Rec 1 GW sample (2 @ 40 ml VOA vials) from Chuck Sorden on ice. Field No. DPT758@25' (0825); LabID TT041219-W119

0836 Remove 10 ml GW sample W-116 from VOA vial W-116C-2. Add 100NG,int/surr stds. Load onto PT-5. FN: LC34-DPT758@8' / Lab ID: TT041219-W-116MS. 0846 Inject.

0845 Rec 1 GW sample (2 @ 40 ml VOA vials) from Chuck Sorden on ice. Field No. DPT758@32' (0840); LabID TT041219-W120

0852 Remove 5 ml GW sample W-117 from VOA vial W-117C-1. Add int/surr stds. Load onto PT-5. FN: LC34-DPT758@13' / Lab ID: TT041219-W-117. 0902 Inject.

0909 Remove 1 ml GW sample W-118 from VOA vial W-118C-1. Add int/surr stds. Load onto PT-5. FN: LC34-DPT758@18' / Lab ID: TT041219-W-118. 0919 Inject.

0915 Rec 1 GW sample (2 @ 40 ml VOA vials) from Chuck Sorden on ice. Field No. DPT759@8' (0910); LabID TT041219-W121

0925 Rec 1 GW sample (2 @ 40 ml VOA vials) from Chuck Sorden on ice. Field No. DPT759@13' (0920); LabID TT041219-W122

0926 Remove 1 ml GW sample W-118 from VOA vial W-118C-2. Add int/surr stds. Load onto PT-5. FN: LC34-DPT758@18' / Lab ID: TT041219-W-118DUP. 0936 Inject.

0940 Rec 1 GW sample (2 @ 40 ml VOA vials) from Chuck Sorden on ice. Field No. DPT759@18' (0935); LabID TT041219-W123

0942 Remove 2 ml GW sample W-119 from VOA vial W-119C-1. Add int/surr stds. Load onto PT-5. FN: LC34-DPT758@25' / Lab ID: TT041219-W-119. 0952 Inject.

0955 Rec 1 GW sample (2 @ 40 ml VOA vials) from Chuck Sorden on ice. Field No. DPT759@25' (0950); LabID TT041219-W124

0959 Remove 10 ml GW sample W-120 from VOA vial W-120C-1. Add int/surr stds. Load onto PT-5. FN: LC34-DPT758@32' / Lab ID: TT041219-W-120. 1009 Inject.

1010 Rec 1 GW sample (2 @ 40 ml VOA vials) from Chuck Sorden on ice. Field No. DPT759@32' (1005); LabID TT041219-W125

1015 Remove 10 ml GW sample W-121 from VOA vial W-121C-1. Add int/surr stds. Load onto PT-5. FN: LC34-DPT759@8' / Lab ID: TT041219-W-121. 1025 Inject.

1030 Remove 10 ml GW sample W-122 from VOA vial W-122C-1. Add int/surr stds. Load onto PT-5. FN: LC34-DPT759@13' / Lab ID: TT041219-W-122. 1040 Inject.

1046 Remove 5 ml GW sample W-123 from VOA vial W-123C-1. Add int/surr stds. Load onto PT-5. FN: LC34-DPT759@18' / Lab ID: TT041219-W-123. 1056 Inject.

1050 Rec 1 GW sample (2 @ 40 ml VOA vials) from Dan Forrester on ice. Temp = 21C Field No. LC34-IW0123@24' (0915); LabID TT041219-W126

1050 Rec 1 GW sample (2 @ 40 ml VOA vials) from Dan Forrester on ice. Field No. LC34-SW1004 (0920); LabID TT041219-W127

1050 Rec 1 GW sample (2 @ 40 ml VOA vials) from Dan Forrester on ice. Field No. LC34-SW1001 (0930); LabID TT041219-W128

1050 Rec 1 GW sample (2 @ 40 ml VOA vials) from Dan Forrester on ice. Field No. LC34-SW1002 (0940); LabID TT041219-W129

1050 Rec 1 GW sample (2 @ 40 ml VOA vials) from Dan Forrester on ice. Field No. LC34-IW0108@24' (1015); LabID TT041219-W130

1102 Remove 5 ml GW sample W-124 from VOA vial W-124C-1. Add int/surr stds. Load onto PT-5. FN: LC34-DPT759@25' / Lab ID: TT041219-W-124. 1112 Inject.

1110 Rec 1 GW sample (2 @ 40 ml VOA vials) from Chuck Sorden on ice. Field No. DPT760@8' (1105); LabID TT041219-W131

1118 Remove 10 ml GW sample W-125 from VOA vial W-125C-1. Add int/surr stds. Load onto PT-5. FN: LC34-DPT759@32' / Lab ID: TT041219-W-125. 1128 Inject.

1120 Rec 1 GW sample (2 @ 40 ml VOA vials) from Chuck Sorden on ice. Field No. DPT760@13' (1115); LabID TT041219-W132

1130 Rec 1 GW sample (2 @ 40 ml VOA vials) from Chuck Sorden on ice. Field No. DPT760@18' (1125); LabID TT041219-W133

1145 Rec 1 GW sample (2 @ 40 ml VOA vials) from Chuck Sorden on ice. Field No. DPT760@25' (1140); LabID TT041219-W134

1145 Run method blank in (fn: 041719blk2.d) 10 ml H20. All analyte responses equal to or < 50% of lowest quantitation calibration standard.

1200 Rec 1 GW sample (2 @ 40 ml VOA vials) from Chuck Sorden on ice. Field No. DPT760@32' (1155); LabID TT041219-W135

Sampler / Company On-site: Chuck Sorden - Tetratetch

Delays:

Weather:

Date: 4/16-17/19

Signature:

Important phone calls / Changes:

ANALYTICAL LABORATORIES OF FLORIDA

FIELD ACTIVITIES FORM

Project Name: LC34.3 (2019) ALF Project: TT041219

Address: KSC, FL.

PROJECT NOTES:

Method: EPA8260D; Target Compounds: Vinyl chloride, 1,1-dce, F113, c/t-12,DCE and TCE. Lab#1/GC#5

04/17/19 Activities:

1200 Run 10ml H20 with 100ng spike (fn: 041719ccv2.d). All compound responses between within 20 % expected response and ion ratios within 30% expected ratio.
1206 Remove 0.5 ml GW sample W-126 from VOA vial W-126C-1. Add int/surr stds. Load onto PT-5. FN: LC34-IW0123@24' / Lab ID: TT041219-W-126. 1216 Inject.
1222 Remove 1 ml GW sample W-126 from VOA vial W-126C-2. Add int/surr stds. Load onto PT-5. FN: LC34-IW0123@24' / Lab ID: TT041219-W-126DUP. 1232 Inject.
1237 Remove 10 ml GW sample W-127 from VOA vial W-127C-1. Add int/surr stds. Load onto PT-5. FN: LC34-SW1004 / Lab ID: TT041219-W-127. 1247 Inject.
1250 Rec 1 GW sample (2 @ 40 ml VOA vials) from Dan Forrester on ice. Temp = 12C. Field No. LC34-IW0125@18' (1045); LabID TT041219-W136
1250 Rec 1 GW sample (2 @ 40 ml VOA vials) from Dan Forrester on ice. Field No. LC34-IW0133@18' (1110); LabID TT041219-W137
1250 Rec 1 GW sample (2 @ 40 ml VOA vials) from Dan Forrester on ice. Field No. LC34-IW0132@18' (1135); LabID TT041219-W138
1250 Rec 1 GW sample (2 @ 40 ml VOA vials) from Dan Forrester on ice. Field No. LC34-IW0131@18' (1205); LabID TT041219-W139
1250 Rec 1 GW sample (2 @ 40 ml VOA vials) from Dan Forrester on ice. Field No. LC34-IW0130@24' (1225); LabID TT041219-W140
1250 Rec 1 GW sample (2 @ 40 ml VOA vials) from Dan Forrester on ice. Field No. LC34-IW0129@18' (1240); LabID TT041219-W141
1253 Remove 10 ml GW sample W-128 from VOA vial W-128C-1. Add int/surr stds. Load onto PT-5. FN: LC34-SW1001 / Lab ID: TT041219-W-128. 1303 Inject.
1308 Remove 10 ml GW sample W-128 from VOA vial W-128C-2. Add 100ng,int/surr stds. Load onto PT-5. FN: LC34-SW1001 / Lab ID: TT041219-W-128ms. 1318 Inject.
1324 Rec 1 GW sample (2 @ 40 ml VOA vials) from Dan Forrester on ice. Field No. LC34-DPT0761@8' (1320); LabID TT041219-W142
1324 Remove 10 ml GW sample W-129 from VOA vial W-129C-1. Add int/surr stds. Load onto PT-5. FN: LC34-SW1002 / Lab ID: TT041219-W-129. 1334 Inject.
1335 Rec 1 GW sample (2 @ 40 ml VOA vials) from Dan Forrester on ice. Field No. LC34-DPT0761@13' (1330); LabID TT041219-W143
1339 Remove 10 ml GW sample W-130 from VOA vial W-130C-1. Add int/surr stds. Load onto PT-5. FN: LC34-IW0108@24' / Lab ID: TT041219-W-130. 1349 Inject.
1350 Rec 1 GW sample (2 @ 40 ml VOA vials) from Dan Forrester on ice. Field No. LC34-DPT0761@18' (1345); LabID TT041219-W144
1355 Remove 10 ml GW sample W-131 from VOA vial W-131C-1. Add int/surr stds. Load onto PT-5. FN: LC34-DPT760@8' / Lab ID: TT041219-W-131. 1420 Inject.
1405 Rec 1 GW sample (2 @ 40 ml VOA vials) from Dan Forrester on ice. Field No. LC34-DPT0761@25' (1400); LabID TT041219-W145
1426 Remove 10 ml GW sample W-132 from VOA vial W-132C-1. Add int/surr stds. Load onto PT-5. FN: LC34-DPT760@13' / Lab ID: TT041219-W-132. 1436 Inject.
1441 Remove 5 ml GW sample W-133 from VOA vial W-133C-1. Add int/surr stds. Load onto PT-5. FN: LC34-DPT760@18' / Lab ID: TT041219-W-133. 1451 Inject.
1457 Remove 10 ml GW sample W-134 from VOA vial W-134C-1. Add int/surr stds. Load onto PT-5. FN: LC34-DPT760@25' / Lab ID: TT041219-W-134. 1507 Inject.
1512 Remove 10 ml GW sample W-135 from VOA vial W-135C-1. Add int/surr stds. Load onto PT-5. FN: LC34-DPT760@32' / Lab ID: TT041219-W-135. 1522 Inject.
1528 Remove 10 ml GW sample W-136 from VOA vial W-136C-1. Add int/surr stds. Load onto PT-5. FN: LC34-IW0125@18' / Lab ID: TT041219-W-136. 1538 Inject.
1545 Remove 10 ml GW sample W-137 from VOA vial W-137C-1. Add int/surr stds. Load onto PT-5. FN: LC34-IW0133@18' / Lab ID: TT041219-W-137. 1555 Inject.
1601 Remove 10 ml GW sample W-138 from VOA vial W-138C-1. Add int/surr stds. Load onto PT-5. FN: LC34-IW0132@18' / Lab ID: TT041219-W-138. 1611 Inject.
1617 Remove 10 ml GW sample W-139 from VOA vial W-139C-1. Add int/surr stds. Load onto PT-5. FN: LC34-IW0131@18' / Lab ID: TT041219-W-139. 1627 Inject.
1633 Remove 10 ml GW sample W-140 from VOA vial W-140C-1. Add int/surr stds. Load onto PT-5. FN: LC34-IW0130@24' / Lab ID: TT041219-W-140. 1643 Inject.
1649 Remove 10 ml GW sample W-141 from VOA vial W-141C-1. Add int/surr stds. Load onto PT-5. FN: LC34-IW0129@18' / Lab ID: TT041219-W-141. 1659 Inject.
1704 Remove 10 ml GW sample W-142 from VOA vial W-142C-1. Add int/surr stds. Load onto PT-5. FN: LC34-DPT761@8' / Lab ID: TT041219-W-142. 1714 Inject.
1721 Remove 10 ml GW sample W-143 from VOA vial W-143C-1. Add int/surr stds. Load onto PT-5. FN: LC34-DPT761@13' / Lab ID: TT041219-W-143. 1731 Inject.
1737 Remove 10 ml GW sample W-144 from VOA vial W-144C-1. Add int/surr stds. Load onto PT-5. FN: LC34-DPT761@18' / Lab ID: TT041219-W-144. 1747 Inject.
1753 Remove 3 ml GW sample W-145 from VOA vial W-145C-1. Add int/surr stds. Load onto PT-5. FN: LC34-DPT761@25' / Lab ID: TT041219-W-145. 1803 Inject.

04/18/19 Activities:

0738 Run BFB Dynamic hardware tune ; Refrigerator # 9 temp < -5C ; Ambient temp 72 F. JG Finneran C#340024-2895 lot# 7939181291V1
0740 Run method blank in (fn: 041819blk1.d) 10 ml H20. All analyte responses equal to or < 50% of lowest quantitation calibration standard.TuneGood
0745 Rec 1 GW sample (2 @ 40 ml VOA vials) from Chuck Sorden on ice. Temp = 14C. Field No. LC34-DPT0761@32' (1415 4/17); LabID TT041219-W146
0745 Rec 1 GW sample (2 @ 40 ml VOA vials) from CS on ice. Field No. LC34-DPT0762@8' (1440 4/17); LabID TT041219-W147
0745 Rec 1 GW sample (2 @ 40 ml VOA vials) from CS on ice. Field No. LC34-DPT0762@13' (1450 4/17); LabID TT041219-W148
0745 Rec 1 GW sample (2 @ 40 ml VOA vials) from CS on ice. Field No. LC34-DPT0762@18' (1505 4/17); LabID TT041219-W149
0745 Rec 1 GW sample (2 @ 40 ml VOA vials) from CS on ice. Field No. LC34-DPT0762@25' (1520 4/17); LabID TT041219-W150
0745 Rec 1 GW sample (2 @ 40 ml VOA vials) from CS on ice. Field No. LC34-DPT0762@32' (1535 4/17); LabID TT041219-W151
0756 Run 10ml H20 with 100ng spike (fn: 041819ccv1.d). All compound responses between within 20 % expected response and ion ratios within 30% expected ratio.
0802 Remove 10 ml GW sample W-146 from VOA vial W-146C-1. Add int/surr stds. Load onto PT-5. FN: LC34-DPT761@32' / Lab ID: TT041219-W-146. 0812 Inject.
0805 Rec 1 GW sample (2 @ 40 ml VOA vials) from CS on ice. Field No. LC34-DPT0763@8' (0800); LabID TT041219-W152
0815 Rec 1 GW sample (2 @ 40 ml VOA vials) from CS on ice. Field No. LC34-DPT0763@13' (0810); LabID TT041219-W153
0818 Remove 10 ml GW sample W-146 from VOA vial W-146C-2. Add 100NG,int/surr stds. Load onto PT-5. FN: LC34-DPT761@32' / Lab ID: TT041219-W-146MS. 0828 Inject.
0825 Rec 1 GW sample (2 @ 40 ml VOA vials) from CS on ice. Field No. LC34-DPT0763@18' (0820); LabID TT041219-W154
0834 Remove 10 ml GW sample W-147 from VOA vial W-147C-1. Add int/surr stds. Load onto PT-5. FN: LC34-DPT762@8' / Lab ID: TT041219-W-147. 0844 Inject.
0840 Rec 1 GW sample (2 @ 40 ml VOA vials) from CS on ice. Field No. LC34-DPT0763@25' (0835); LabID TT041219-W155
0850 Remove 10 ml GW sample W-148 from VOA vial W-148C-1. Add int/surr stds. Load onto PT-5. FN: LC34-DPT762@13' / Lab ID: TT041219-W-148. 0900 Inject.
0855 Rec 1 GW sample (2 @ 40 ml VOA vials) from CS on ice. Field No. LC34-DPT0763@32' (0850); LabID TT041219-W156
0906 Remove 10 ml GW sample W-149 from VOA vial W-149C-1. Add int/surr stds. Load onto PT-5. FN: LC34-DPT762@18' / Lab ID: TT041219-W-149. 0916 Inject.
0922 Remove 10 ml GW sample W-149 from VOA vial W-149C-2. Add int/surr stds. Load onto PT-5. FN: LC34-DPT762@18' / Lab ID: TT041219-W-149dup. 0932 Inject.

Sampler / Company On-site: Chuck Sorden - Tetratetch

Delays:

Weather:

Date: 4/17-18/19

Signature:

Important phone calls / Changes:

ANALYTICAL LABORATORIES OF FLORIDA

FIELD ACTIVITIES FORM

Project Name: LC34.3 (2019) ALF Project: TT041219

Address: KSC, FL.

PROJECT NOTES:

Method: EPA8260D; Target Compounds: Vinyl chloride, 1,1-dce, F113, c/t-12,DCE and TCE. Lab#1/GC#5

04/18/19 Activities:

0935 Rec 1 GW sample (2 @ 40 ml VOA vials) from CS on ice. Field No. LC34-DPT0764@8' (0930); LabID TT041219-W157

0938 Remove 10 ml GW sample W-150 from VOA vial W-150C-1. Add int/surr stds. Load onto PT-5. FN: LC34-DPT762@25' / Lab ID: TT041219-W-150. 0948 Inject.

0945 Rec 1 GW sample (2 @ 40 ml VOA vials) from CS on ice. Field No. LC34-DPT0764@13' (0940); LabID TT041219-W158

0954 Remove 10 ml GW sample W-151 from VOA vial W-151C-1. Add int/surr stds. Load onto PT-5. FN: LC34-DPT762@32' / Lab ID: TT041219-W-151. 1004 Inject.

1000 Rec 1 GW sample (2 @ 40 ml VOA vials) from CS on ice. Field No. LC34-DPT0764@18' (0955); LabID TT041219-W159

1010 Remove 10 ml GW sample W-152 from VOA vial W-152C-1. Add int/surr stds. Load onto PT-5. FN: LC34-DPT763@8' / Lab ID: TT041219-W-152. 1020 Inject.

1015 Rec 1 GW sample (2 @ 40 ml VOA vials) from CS on ice. Field No. LC34-DPT0764@25' (1010); LabID TT041219-W160

1026 Remove 10 ml GW sample W-153 from VOA vial W-153C-1. Add int/surr stds. Load onto PT-5. FN: LC34-DPT763@13' / Lab ID: TT041219-W-153. 1036 Inject.

1030 Rec 1 GW sample (2 @ 40 ml VOA vials) from CS on ice. Field No. LC34-DPT0764@32' (1025); LabID TT041219-W161

1051 Run method blank in (fn: 041819blk2.d) 10 ml H20. All analyte responses equal to or < 50% of lowest quantitation calibration standard.

1100 Rec 1 GW sample (2 @ 40 ml VOA vials) from CS on ice. Field No. LC34-DPT0765@8' (1055); LabID TT041219-W162

1107 Run 10ml H20 with 100ng spike (fn: 041819ccv2.d). All compound responses between within 20 % expected response and ion ratios within 30% expected ratio.

1110 Rec 1 GW sample (2 @ 40 ml VOA vials) from CS on ice. Field No. LC34-DPT0765@13' (1105); LabID TT041219-W163

1113 Remove 5 ml GW sample W-154 from VOA vial W-154C-1. Add int/surr stds. Load onto PT-5. FN: LC34-DPT763@18' / Lab ID: TT041219-W-154. 1123 Inject.

1120 Rec 1 GW sample (2 @ 40 ml VOA vials) from CS on ice. Field No. LC34-DPT0765@18' (1115); LabID TT041219-W164

1129 Remove 0.25 ml GW sample W-155 from VOA vial W-155C-1. Add int/surr stds. Load onto PT-5. FN: LC34-DPT763@25' / Lab ID: TT041219-W-155. 1139 Inject.

1135 Rec 1 GW sample (2 @ 40 ml VOA vials) from CS on ice. Field No. LC34-DPT0765@25' (1130); LabID TT041219-W165

1145 Remove 0.5 ml GW sample W-155 from VOA vial W-155C-2. Add int/surr stds. Load onto PT-5. FN: LC34-DPT763@25' / Lab ID: TT041219-W-155DUP. 1155 Inject.

1150 Rec 1 GW sample (2 @ 40 ml VOA vials) from CS on ice. Field No. LC34-DPT0765@32' (1145); LabID TT041219-W166

1200 Remove 10 ml GW sample W-156 from VOA vial W-156C-1. Add int/surr stds. Load onto PT-5. FN: LC34-DPT763@32' / Lab ID: TT041219-W-156. 1210 Inject.

1216 Remove 10 ml GW sample W-156 from VOA vial W-156C-2. Add 100NG,int/surr stds. Load onto PT-5. FN: LC34-DPT763@32' / Lab ID: TT041219-W-156MS. 1226 Inject.

1232 Remove 10 ml GW sample W-157 from VOA vial W-157C-1. Add int/surr stds. Load onto PT-5. FN: LC34-DPT764@8' / Lab ID: TT041219-W-157. 1242 Inject.

1247 Remove 10 ml GW sample W-158 from VOA vial W-158C-1. Add int/surr stds. Load onto PT-5. FN: LC34-DPT764@13' / Lab ID: TT041219-W-158. 1257 Inject.

1302 Remove 1 ml GW sample W-159 from VOA vial W-159C-1. Add int/surr stds. Load onto PT-5. FN: LC34-DPT764@18' / Lab ID: TT041219-W-159. 1312 Inject.

1317 Remove 3 ml GW sample W-158 from VOA vial W-158C-2. Add int/surr stds. Load onto PT-5. FN: LC34-DPT764@13' / Lab ID: TT041219-W-158R. 1327 Inject.

1333 Remove 2 ml GW sample W-160 from VOA vial W-160C-1. Add int/surr stds. Load onto PT-5. FN: LC34-DPT764@25' / Lab ID: TT041219-W-160. 1343 Inject.

1340 Rec 1 GW sample (2 @ 40 ml VOA vials) from CS on ice. Field No. LC34-DPT0766@8' (1335); LabID TT041219-W167

1348 Remove 10 ml GW sample W-161 from VOA vial W-161C-1. Add int/surr stds. Load onto PT-5. FN: LC34-DPT764@32' / Lab ID: TT041219-W-161. 1358 Inject.

1355 Rec 1 GW sample (2 @ 40 ml VOA vials) from CS on ice. Field No. LC34-DPT0766@13' (1350); LabID TT041219-W168

1403 Remove 10 ml GW sample W-162 from VOA vial W-162C-1. Add int/surr stds. Load onto PT-5. FN: LC34-DPT765@8' / Lab ID: TT041219-W-162. 1413 Inject.

1405 Rec 1 GW sample (2 @ 40 ml VOA vials) from CS on ice. Field No. LC34-DPT0766@18' (1400); LabID TT041219-W169

1420 Remove 10 ml GW sample W-163 from VOA vial W-163C-1. Add int/surr stds. Load onto PT-5. FN: LC34-DPT765@13' / Lab ID: TT041219-W-163. 1445 Inject.

1420 Rec 1 GW sample (2 @ 40 ml VOA vials) from CS on ice. Field No. LC34-DPT0766@25' (1415); LabID TT041219-W170

1451 Remove 1 ml GW sample W-164 from VOA vial W-164C-1. Add int/surr stds. Load onto PT-5. FN: LC34-DPT765@18' / Lab ID: TT041219-W-164. 1501 Inject.

1507 Remove 10 ml GW sample W-165 from VOA vial W-165C-1. Add int/surr stds. Load onto PT-5. FN: LC34-DPT765@25' / Lab ID: TT041219-W-165. 1517 Inject.

1523 Remove 10 ml GW sample W-166 from VOA vial W-166C-1. Add int/surr stds. Load onto PT-5. FN: LC34-DPT765@32' / Lab ID: TT041219-W-166. 1533 Inject.

1538 Remove 10 ml GW sample W-167 from VOA vial W-167C-1. Add int/surr stds. Load onto PT-5. FN: LC34-DPT766@8' / Lab ID: TT041219-W-167. 1548 Inject.

1554 Remove 10 ml GW sample W-168 from VOA vial W-168C-1. Add int/surr stds. Load onto PT-5. FN: LC34-DPT766@13' / Lab ID: TT041219-W-168. 1604 Inject.

1610 Remove 5 ml GW sample W-169 from VOA vial W-169C-1. Add int/surr stds. Load onto PT-5. FN: LC34-DPT766@18' / Lab ID: TT041219-W-169. 1620 Inject.

1626 Remove 10 ml GW sample W-170 from VOA vial W-170C-1. Add int/surr stds. Load onto PT-5. FN: LC34-DPT766@25' / Lab ID: TT041219-W-170. 1636 Inject.

04/19/19 Activities:

0716 Run BFB Dynamic hardware tune ; Refrigerator # 9 temp < -5C ; Ambient temp 73 F. JG Finneran C#340024-2895 lot# 7939181291V1

0720 Rec 1 GW sample (2 @ 40 ml VOA vials) from CS on ice. Temp = 14C. Field No. LC34-DPT0766@32' (1435 4/18); LabID TT041219-W171

0720 Rec 1 GW sample (2 @ 40 ml VOA vials) from CS on ice. Field No. LC34-DPT0767@8' (1515 4/18); LabID TT041219-W172

0720 Rec 1 GW sample (2 @ 40 ml VOA vials) from CS on ice. Field No. LC34-DPT0767@13' (1525 4/18); LabID TT041219-W173

0720 Rec 1 GW sample (2 @ 40 ml VOA vials) from CS on ice. Field No. LC34-DPT0767@18' (1540 4/18); LabID TT041219-W174

0720 Rec 1 GW sample (2 @ 40 ml VOA vials) from CS on ice. Field No. LC34-DPT0767@25' (1555 4/18); LabID TT041219-W175

0720 Rec 1 GW sample (2 @ 40 ml VOA vials) from CS on ice. Field No. LC34-DPT0767@32' (1615 4/18); LabID TT041219-W176

0720 Rec 1 GW sample (2 @ 40 ml VOA vials) from CS on ice. Field No. LC34-IW0124@18' (1305 4/17); LabID TT041219-W177

0720 Rec 1 GW sample (2 @ 40 ml VOA vials) from CS on ice. Field No. LC34-IW0128@18' (1330 4/17); LabID TT041219-W178

0720 Rec 1 GW sample (2 @ 40 ml VOA vials) from CS on ice. Field No. LC34-IW0127@24' (1350 4/17); LabID TT041219-W179

0720 Rec 1 GW sample (2 @ 40 ml VOA vials) from CS on ice. Field No. LC34-IW0126@24' (1415 4/17); LabID TT041219-W180

0723 Run method blank in (fn: 041919blk1.d) 10 ml H20. All analyte responses equal to or < 50% of lowest quantitation calibration standard.TuneGood

0740 Run 10ml H20 with 100ng spike (fn: 041919ccv1.d). All compound responses between within 20 % expected response and ion ratios within 30% expected ratio.

Sampler / Company On-site: Chuck Sorden - Tetratetch

Delays:

Weather:

Date: 4/18-19/19

Signature:

Important phone calls / Changes:

ANALYTICAL LABORATORIES OF FLORIDA

FIELD ACTIVITIES FORM

Project Name: LC34.3 (2019) ALF Project: TT041219

Address: KSC, FL.

PROJECT NOTES:

Method: EPA8260D; Target Compounds: Vinyl chloride, 1,1-dce, F113, c/t-12,DCE and TCE. Lab#1/GC#5

04/19/19 Activities:

0746 Remove 10 ml GW sample W-171 from VOA vial W-171C-1. Add int/surr stds. Load onto PT-5. FN: LC34-DPT766@32' / Lab ID: TT041219-W-171. 0756 Inject.

0802 Remove 10 ml GW sample W-171 from VOA vial W-171C-2. Add 100NG,int/surr stds. Load onto PT-5. FN: LC34-DPT766@32' / Lab ID: TT041219-W-171ms. 0812 Inject.

0805 Rec 1 GW sample (2 @ 40 ml VOA vials) from CS on ice. Field No. LC34-DPT0768@8' (0800); LabID TT041219-W181

0815 Rec 1 GW sample (2 @ 40 ml VOA vials) from CS on ice. Field No. LC34-DPT0768@13' (0810); LabID TT041219-W182

0818 Remove 10 ml GW sample W-172 from VOA vial W-172C-1. Add int/surr stds. Load onto PT-5. FN: LC34-DPT767@8' / Lab ID: TT041219-W-172. 0828 Inject.

0825 Rec 1 GW sample (2 @ 40 ml VOA vials) from CS on ice. Field No. LC34-DPT0768@18' (0820); LabID TT041219-W183

0833 Remove 10 ml GW sample W-172 from VOA vial W-172C-2. Add int/surr stds. Load onto PT-5. FN: LC34-DPT767@8' / Lab ID: TT041219-W-172dup. 0843 Inject.

0840 Rec 1 GW sample (2 @ 40 ml VOA vials) from CS on ice. Field No. LC34-DPT0768@25' (0835); LabID TT041219-W184

0848 Remove 10 ml GW sample W-173 from VOA vial W-173C-1. Add int/surr stds. Load onto PT-5. FN: LC34-DPT767@13' / Lab ID: TT041219-W-173. 0858 Inject.

0900 Rec 1 GW sample (2 @ 40 ml VOA vials) from CS on ice. Field No. LC34-DPT0768@32' (0855); LabID TT041219-W185

0905 Remove 10 ml GW sample W-174 from VOA vial W-174C-1. Add int/surr stds. Load onto PT-5. FN: LC34-DPT767@18' / Lab ID: TT041219-W-174. 0915 Inject.

0920 Remove 10 ml GW sample W-175 from VOA vial W-175C-1. Add int/surr stds. Load onto PT-5. FN: LC34-DPT767@25' / Lab ID: TT041219-W-175. 0930 Inject.

0930 Rec 1 GW sample (2 @ 40 ml VOA vials) from CS on ice. Field No. LC34-DPT0769@8' (0925); LabID TT041219-W186

0937 Remove 10 ml GW sample W-176 from VOA vial W-176C-1. Add int/surr stds. Load onto PT-5. FN: LC34-DPT767@32' / Lab ID: TT041219-W-176. 0947 Inject.

0940 Rec 1 GW sample (2 @ 40 ml VOA vials) from CS on ice. Field No. LC34-DPT0769@13' (0935); LabID TT041219-W187

0950 Rec 1 GW sample (2 @ 40 ml VOA vials) from CS on ice. Field No. LC34-DPT0769@18' (0945); LabID TT041219-W188

1002 Run method blank in (fn: 041919blk2.d) 10 ml H20. All analyte responses equal to or < 50% of lowest quantitation calibration standard.

1005 Rec 1 GW sample (2 @ 40 ml VOA vials) from CS on ice. Field No. LC34-DPT0769@25' (1000); LabID TT041219-W189

1017 Run 10ml H20 with 100ng spike (fn: 041919ccv2.d). All compound responses between within 20 % expected response and ion ratios within 30% expected ratio.

1020 Rec 1 GW sample (2 @ 40 ml VOA vials) from CS on ice. Field No. LC34-DPT0769@32' (1015); LabID TT041219-W190

1023 Remove 10 ml GW sample W-177 from VOA vial W-177C-1. Add int/surr stds. Load onto PT-5. FN: LC34-IW0124@18' / Lab ID: TT041219-W-177. 1033 Inject.

1040 Remove 10 ml GW sample W-177 from VOA vial W-177C-2. Add 100ng,int/surr stds. Load onto PT-5. FN: LC34-IW0124@18' / Lab ID: TT041219-W-177ms. 1050 Inject.

1050 Rec 1 GW sample (2 @ 40 ml VOA vials) from CS on ice. Field No. LC34-DPT0770@8' (1045); LabID TT041219-W191

1057 Remove 10 ml GW sample W-178 from VOA vial W-178C-1. Add int/surr stds. Load onto PT-5. FN: LC34-IW0128@18' / Lab ID: TT041219-W-178. 1107 Inject.

1100 Rec 1 GW sample (2 @ 40 ml VOA vials) from CS on ice. Field No. LC34-DPT0770@13' (1055); LabID TT041219-W192

1110 Rec 1 GW sample (2 @ 40 ml VOA vials) from CS on ice. Field No. LC34-DPT0770@18' (1105); LabID TT041219-W193

1112 Remove 10 ml GW sample W-179 from VOA vial W-179C-1. Add int/surr stds. Load onto PT-5. FN: LC34-IW0127@24' / Lab ID: TT041219-W-179. 1122 Inject.

1125 Rec 1 GW sample (2 @ 40 ml VOA vials) from CS on ice. Field No. LC34-DPT0770@25' (1120); LabID TT041219-W194

1128 Remove 10 ml GW sample W-180 from VOA vial W-180C-1. Add int/surr stds. Load onto PT-5. FN: LC34-IW0126@24' / Lab ID: TT041219-W-180. 1138 Inject.

1140 Rec 1 GW sample (2 @ 40 ml VOA vials) from CS on ice. Field No. LC34-DPT0770@32' (1135); LabID TT041219-W195

1159 Remove 10 ml GW sample W-181 from VOA vial W-181C-1. Add int/surr stds. Load onto PT-5. FN: LC34-DPT768@8' / Lab ID: TT041219-W-181. 1209 Inject.

1215 Remove 10 ml GW sample W-182 from VOA vial W-182C-1. Add int/surr stds. Load onto PT-5. FN: LC34-DPT768@13' / Lab ID: TT041219-W-182. 1225 Inject.

1230 Remove 10 ml GW sample W-183 from VOA vial W-183C-1. Add int/surr stds. Load onto PT-5. FN: LC34-DPT768@18' / Lab ID: TT041219-W-183. 1240 Inject.

1247 Remove 10 ml GW sample W-184 from VOA vial W-184C-1. Add int/surr stds. Load onto PT-5. FN: LC34-DPT768@25' / Lab ID: TT041219-W-184. 1257 Inject.

1302 Remove 1 ml GW sample W-183 from VOA vial W-183C-2. Add int/surr stds. Load onto PT-5. FN: LC34-DPT768@18' / Lab ID: TT041219-W-183DUP. 1312 Inject.

1318 Remove 10 ml GW sample W-185 from VOA vial W-185C-1. Add int/surr stds. Load onto PT-5. FN: LC34-DPT768@32' / Lab ID: TT041219-W-185. 1328 Inject.

1334 Remove 10 ml GW sample W-186 from VOA vial W-186C-1. Add int/surr stds. Load onto PT-5. FN: LC34-DPT769@8' / Lab ID: TT041219-W-186. 1344 Inject.

1349 Remove 10 ml GW sample W-187 from VOA vial W-187C-1. Add int/surr stds. Load onto PT-5. FN: LC34-DPT769@13' / Lab ID: TT041219-W-187. 1359 Inject.

1405 Remove 5 ml GW sample W-188 from VOA vial W-188C-1. Add int/surr stds. Load onto PT-5. FN: LC34-DPT769@18' / Lab ID: TT041219-W-188. 1415 Inject.

1420 Remove 1 ml GW sample W-189 from VOA vial W-189C-1. Add int/surr stds. Load onto PT-5. FN: LC34-DPT769@25' / Lab ID: TT041219-W-189. 1430 Inject.

1435 Remove 10 ml GW sample W-190 from VOA vial W-190C-1. Add int/surr stds. Load onto PT-5. FN: LC34-DPT769@32' / Lab ID: TT041219-W-190. 1445 Inject.

1451 Remove 10 ml GW sample W-191 from VOA vial W-191C-1. Add int/surr stds. Load onto PT-5. FN: LC34-DPT770@8' / Lab ID: TT041219-W-191. 1501 Inject.

1508 Remove 10 ml GW sample W-192 from VOA vial W-192C-1. Add int/surr stds. Load onto PT-5. FN: LC34-DPT770@13' / Lab ID: TT041219-W-192. 1518 Inject.

1524 Remove 10 ml GW sample W-193 from VOA vial W-193C-1. Add int/surr stds. Load onto PT-5. FN: LC34-DPT770@18' / Lab ID: TT041219-W-193. 1534 Inject.

1541 Remove 10 ml GW sample W-194 from VOA vial W-194C-1. Add int/surr stds. Load onto PT-5. FN: LC34-DPT770@25' / Lab ID: TT041219-W-194. 1551 Inject.

1557 Remove 10 ml GW sample W-195 from VOA vial W-195C-1. Add int/surr stds. Load onto PT-5. FN: LC34-DPT770@32' / Lab ID: TT041219-W-195. 1607 Inject.

1630 Discard samples and std in IDW drum.

*

*

*

*

*

*

*

*

Sampler / Company On-site: Chuck Sorden - Tetratetch

Delays:

Weather:

Date: 4/19/19 Page 7 of 7

Signature:

Important phone calls / Changes:

ANALYTICAL LABORATORIES OF FLORIDA

FIELD ACTIVITIES FORM

Project Name: LC34.3 (2019) ALF Project: TT041219

Address: KSC, FL.

PROJECT NOTES:

Method: EPA8260D; Target Compounds: Vinyl chloride, 1,1-dce, F113, c/t-12,DCE and TCE. Lab#1/GC#5

04/01/19 Activities: Calibrate GC#5/Lab#1 Ref#2 Temperature:

Method (soil/water) Blank(s): All responses < 5% of Lowest reported Reg Limit

Cal(water/soil)Curve(s): fn: 040119DRY5F.M

Cal(water/soil)Curve(s): All standards ion ratios are within 30% of mid level standard. All compound Response Factor ratios are > 0.1 or >0.2

Cal(water/soil)Curve(s): Second Source expected % Recovery met +/- 30 % of expected response (ng)

Lowest Concen level: Recalibrated Detection level standard meet +/- 30 % expected response (10ng level)

Cal(water)Curve(s): Blank passed tune acceptance criteria of EPA 8260C Section 11.3.1

04/12/19 Activities:

0715 Rec 1 GW sample (2 @ 40 ml VOA vials) from Chuck Sorden on ice. Field No. DPT744@8' (1505 4/9); LabID TT041219-W046

0715 Rec 1 GW sample (2 @ 40 ml VOA vials) from Chuck Sorden on ice. Field No. DPT744@13' (1515 4/9); LabID TT041219-W047

0715 Rec 1 GW sample (2 @ 40 ml VOA vials) from Chuck Sorden on ice. Field No. DPT744@18' (1530 4/9); LabID TT041219-W048

0715 Rec 1 GW sample (2 @ 40 ml VOA vials) from Chuck Sorden on ice. Field No. DPT744@25' (1545 4/9); LabID TT041219-W049

0715 Rec 1 GW sample (2 @ 40 ml VOA vials) from Chuck Sorden on ice. Field No. DPT744@32' (1600 4/9); LabID TT041219-W050

0726 Run BFB Dynamic hardware tune ; Refrigerator # 9 temp < -5C ; Ambient temp 78 F. JG Finneran C#340024-2895 lot# 7939181551V1

0729 Run method blank in (fn: 041219blk1.d) 10 ml H20. All analyte responses equal to or < 50% of lowest quantitation calibration standard.

0745 Run 10ml H20 with 100ng spike (fn: 041219ccv1.d). All compound responses between within 20 % expected response and ion ratios within 30% expected ratio.TuneGood.

0752 Remove 10 ml GW sample W-046 from VOA vial W-046C-1. Add int/surr stds. Load onto PT-5. FN: LC34-DPT744@8' / Lab ID: TT041219-W-046. 0802 Inject.

0808 Remove 10 ml GW sample W-046 from VOA vial W-046C-2. Add int/surr stds. Load onto PT-5. FN: LC34-DPT744@8' / Lab ID: TT041219-W-046dup. 0818 Inject.

0820 Rec 1 GW sample (2 @ 40 ml VOA vials) from Chuck Sorden on ice. Field No. DPT745@8' (0815); LabID TT041219-W051

0824 Remove 0.5 ml GW sample W-047 from VOA vial W-047C-1. Add int/surr stds. Load onto PT-5. FN: LC34-DPT744@13' / Lab ID: TT041219-W-047. 0834 Inject.

0830 Rec 1 GW sample (2 @ 40 ml VOA vials) from Chuck Sorden on ice. Field No. DPT745@13' (0825); LabID TT041219-W052

0840 Remove 1 ml GW sample W-048 from VOA vial W-048C-1. Add int/surr stds. Load onto PT-5. FN: LC34-DPT744@18' / Lab ID: TT041219-W-048. 0850 Inject.

0845 Rec 1 GW sample (2 @ 40 ml VOA vials) from Chuck Sorden on ice. Field No. DPT745@18' (0840); LabID TT041219-W053

0855 Remove 10 ml GW sample W-049 from VOA vial W-049C-1. Add int/surr stds. Load onto PT-5. FN: LC34-DPT744@25' / Lab ID: TT041219-W-049. 0905 Inject.

0905 Rec 1 GW sample (2 @ 40 ml VOA vials) from Chuck Sorden on ice. Field No. DPT745@25' (0855); LabID TT041219-W054

0911 Remove 10 ml GW sample W-050 from VOA vial W-050C-1. Add int/surr stds. Load onto PT-5. FN: LC34-DPT744@32' / Lab ID: TT041219-W-050. 0921 Inject.

0915 Rec 1 GW sample (2 @ 40 ml VOA vials) from Chuck Sorden on ice. Field No. DPT745@32' (0910); LabID TT041219-W055

0926 Remove 10 ml GW sample W-050 from VOA vial W-050C-2. Add 100ng,int/surr stds. Load onto PT-5. FN: LC34-DPT744@32' / Lab ID: TT041219-W-050ms. 0936 Inject.

0950 Rec 1 GW sample (2 @ 40 ml VOA vials) from Chuck Sorden on ice. Field No. DPT746@8' (0945); LabID TT041219-W056

0952 Run method blank in (fn: 041219blk2.d) 10 ml H20. All analyte responses equal to or < 50% of lowest quantitation calibration standard.

1000 Rec 1 GW sample (2 @ 40 ml VOA vials) from Chuck Sorden on ice. Field No. DPT746@13' (0955); LabID TT041219-W057

1008 Run 10ml H20 with 100ng spike (fn: 041219ccv2.d). All compound responses between within 20 % expected response and ion ratios within 30% expected ratio.

1013 Remove 10 ml GW sample W-051 from VOA vial W-051C-1. Add int/surr stds. Load onto PT-5. FN: LC34-DPT745@8' / Lab ID: TT041219-W-051. 1023 Inject.

1015 Rec 1 GW sample (2 @ 40 ml VOA vials) from Chuck Sorden on ice. Field No. DPT746@18' (1010); LabID TT041219-W058

1029 Remove 10 ml GW sample W-051 from VOA vial W-051C-2. Add int/surr stds. Load onto PT-5. FN: LC34-DPT745@8' / Lab ID: TT041219-W-051dup. 1039 Inject.

1030 Rec 1 GW sample (2 @ 40 ml VOA vials) from Chuck Sorden on ice. Field No. DPT746@25' (1025); LabID TT041219-W059

1045 Remove 10 ml GW sample W-052 from VOA vial W-052C-1. Add int/surr stds. Load onto PT-5. FN: LC34-DPT745@13' / Lab ID: TT041219-W-052. 1055 Inject.

1045 Rec 1 GW sample (2 @ 40 ml VOA vials) from Chuck Sorden on ice. Field No. DPT746@32' (1040); LabID TT041219-W060

1100 Remove 10 ml GW sample W-053 from VOA vial W-053C-1. Add int/surr stds. Load onto PT-5. FN: LC34-DPT745@18' / Lab ID: TT041219-W-053. 1110 Inject.

1116 Remove 10 ml GW sample W-054 from VOA vial W-054C-1. Add int/surr stds. Load onto PT-5. FN: LC34-DPT745@25' / Lab ID: TT041219-W-054. 1126 Inject.

1120 Rec 1 GW sample (2 @ 40 ml VOA vials) from Chuck Sorden on ice. Field No. DPT747@8' (1115); LabID TT041219-W061

1130 Rec 1 GW sample (2 @ 40 ml VOA vials) from Chuck Sorden on ice. Field No. DPT747@13' (1125); LabID TT041219-W062

1131 Remove 10 ml GW sample W-055 from VOA vial W-055C-1. Add int/surr stds. Load onto PT-5. FN: LC34-DPT745@32' / Lab ID: TT041219-W-055. 1141 Inject.

1140 Rec 1 GW sample (2 @ 40 ml VOA vials) from Chuck Sorden on ice. Field No. DPT747@18' (1135); LabID TT041219-W063

1148 Remove 10 ml GW sample W-055 from VOA vial W-055C-2. Add 100ng,int/surr stds. Load onto PT-5. FN: LC34-DPT745@32' / Lab ID: TT041219-W-055MS. 1158 Inject.

1155 Rec 1 GW sample (2 @ 40 ml VOA vials) from Chuck Sorden on ice. Field No. DPT747@25' (1150); LabID TT041219-W064

1204 Remove 10 ml GW sample W-056 from VOA vial W-056C-1. Add int/surr stds. Load onto PT-5. FN: LC34-DPT746@8' / Lab ID: TT041219-W-056. 1214 Inject.

1210 Rec 1 GW sample (2 @ 40 ml VOA vials) from Chuck Sorden on ice. Field No. DPT747@32' (1205); LabID TT041219-W065

1219 Remove 10 ml GW sample W-057 from VOA vial W-057C-1. Add int/surr stds. Load onto PT-5. FN: LC34-DPT746@13' / Lab ID: TT041219-W-057. 1229 Inject.

1235 Remove 2 ml GW sample W-058 from VOA vial W-058C-1. Add int/surr stds. Load onto PT-5. FN: LC34-DPT746@18' / Lab ID: TT041219-W-058. 1245 Inject.

1245 Rec 1 GW sample (2 @ 40 ml VOA vials) from Chuck Sorden on ice. Field No. DPT748@8' (1240); LabID TT041219-W066

1251 Remove 0.5 ml GW sample W-059 from VOA vial W-059C-1. Add int/surr stds. Load onto PT-5. FN: LC34-DPT746@25' / Lab ID: TT041219-W-059. 1301 Inject.

1255 Rec 1 GW sample (2 @ 40 ml VOA vials) from Chuck Sorden on ice. Field No. DPT748@13' (1250); LabID TT041219-W067

1306 Remove 3 ml GW sample W-059 from VOA vial W-059C-2. Add int/surr stds. Load onto PT-5. FN: LC34-DPT746@25' / Lab ID: TT041219-W-059r. 1316 Inject.

Sampler / Company On-site: Chuck Sorden - Tetratetch

Delays:

Weather:

Date: 4/1,12/19 Page 1 of 7

Signature:

Important phone calls / Changes:

ANALYTICAL LABORATORIES OF FLORIDA

FIELD ACTIVITIES FORM

Project Name: LC34.3 (2019) ALF Project: TT041219

Address: KSC, FL.

PROJECT NOTES:

Method: EPA8260D; Target Compounds: Vinyl chloride, 1,1-dce, F113, c/t-12,DCE and TCE. Lab#1/GC#5

04/12/19 Activities:

1310 Rec 1 GW sample (2 @ 40 ml VOA vials) from Chuck Sorden on ice. Field No. DPT748@18' (1305); LabID TT041219-W068

1322 Remove 10 ml GW sample W-060 from VOA vial W-060C-1. Add int/surr stds. Load onto PT-5. FN: LC34-DPT746@32' / Lab ID: TT041219-W-060. 1332 Inject.

1325 Rec 1 GW sample (2 @ 40 ml VOA vials) from Chuck Sorden on ice. Field No. DPT748@25' (1320); LabID TT041219-W069

1340 Rec 1 GW sample (2 @ 40 ml VOA vials) from Chuck Sorden on ice. Field No. DPT748@32' (1335); LabID TT041219-W070

1401 Remove 10 ml GW sample W-061 from VOA vial W-061C-1. Add int/surr stds. Load onto PT-5. FN: LC34-DPT747@8' / Lab ID: TT041219-W-061. 1411 Inject.

1417 Remove 10 ml GW sample W-062 from VOA vial W-062C-1. Add int/surr stds. Load onto PT-5. FN: LC34-DPT747@13' / Lab ID: TT041219-W-062. 1427 Inject.

1433 Remove 1 ml GW sample W-062 from VOA vial W-062C-2. Add int/surr stds. Load onto PT-5. FN: LC34-DPT747@13' / Lab ID: TT041219-W-062r. 1443 Inject.

1452 Remove 0.25 ml GW sample W-063 from VOA vial W-063C-1. Add int/surr stds. Load onto PT-5. FN: LC34-DPT747@18' / Lab ID: TT041219-W-063. 1502 Inject.

1507 Remove 3 ml GW sample W-064 from VOA vial W-064C-1. Add int/surr stds. Load onto PT-5. FN: LC34-DPT747@25' / Lab ID: TT041219-W-064. 1517 Inject.

1523 Remove 10 ml GW sample W-065 from VOA vial W-065C-1. Add int/surr stds. Load onto PT-5. FN: LC34-DPT747@32' / Lab ID: TT041219-W-065. 1533 Inject.

1539 Remove 10 ml GW sample W-066 from VOA vial W-066C-1. Add int/surr stds. Load onto PT-5. FN: LC34-DPT748@8' / Lab ID: TT041219-W-066. 1549 Inject.

1554 Remove 10 ml GW sample W-067 from VOA vial W-067C-1. Add int/surr stds. Load onto PT-5. FN: LC34-DPT748@13' / Lab ID: TT041219-W-067. 1604 Inject.

1610 Remove 2 ml GW sample W-068 from VOA vial W-068C-1. Add int/surr stds. Load onto PT-5. FN: LC34-DPT748@18' / Lab ID: TT041219-W-068. 1620 Inject.

1625 Remove 0.5 ml GW sample W-069 from VOA vial W-069C-1. Add int/surr stds. Load onto PT-5. FN: LC34-DPT748@25' / Lab ID: TT041219-W-069. 1635 Inject.

1641 Remove 10 ml GW sample W-070 from VOA vial W-070C-1. Add int/surr stds. Load onto PT-5. FN: LC34-DPT748@32' / Lab ID: TT041219-W-070. 1651 Inject.

04/15/19 Activities:

0905 Run BFB Dynamic hardware tune ; Refrigerator # 9 temp < -5C ; Ambient temp 76 F. JG Finneran C#340024-2895 lot# 7939181551V1

0907 Run method blank in (fn: 041519blk1.d) 10 ml H20. All analyte responses equal to or < 50% of lowest quantitation calibration standard.TuneGood.

0923 Run 10ml H20 with 100ng spike (fn: 041519ccv1.d). All compound responses between within 20 % expected response and ion ratios within 30% expected ratio.

0930 Rec 1 GW sample (2 @ 40 ml VOA vials) from Chuck Sorden on ice. Field No. DPT749@8' (0925); LabID TT041219-W071

0930 Remove 10 ml GW sample W-071 from VOA vial W-071C-1. Add int/surr stds. Load onto PT-5. FN: LC34-DPT749@8' / Lab ID: TT041219-W-071. 0940 Inject.

0945 Remove 10 ml GW sample W-071 from VOA vial W-071C-2. Add 100ng,int/surr stds. Load onto PT-5. FN: LC34-DPT749@8' / Lab ID: TT041219-W-071ms. 0955 Inject.

0950 Drill rig broke hydraulic line - standby....

1045 Remove 10 ml GW sample W-071 from VOA vial W-071C-2. Add int/surr stds. Load onto PT-5. FN: LC34-DPT749@8' / Lab ID: TT041219-W-071dup. 1055 Inject.

1250 Rec 1 GW sample (2 @ 40 ml VOA vials) from Chuck Sorden on ice. Field No. DPT749@13' (1245); LabID TT041219-W072

1250 Remove 10 ml GW sample W-072 from VOA vial W-072C-1. Add int/surr stds. Load onto PT-5. FN: LC34-DPT749@13' / Lab ID: TT041219-W-072. 1300 Inject.

1305 Rec 1 GW sample (2 @ 40 ml VOA vials) from Chuck Sorden on ice. Field No. DPT749@18' (1300); LabID TT041219-W073

1305 Remove 3 ml GW sample W-073 from VOA vial W-073C-1. Add int/surr stds. Load onto PT-5. FN: LC34-DPT749@18' / Lab ID: TT041219-W-073. 1315 Inject.

1320 Rec 1 GW sample (2 @ 40 ml VOA vials) from Chuck Sorden on ice. Field No. DPT749@25' (1315); LabID TT041219-W074

1320 Remove 0.5 ml GW sample W-074 from VOA vial W-074C-1. Add int/surr stds. Load onto PT-5. FN: LC34-DPT749@25' / Lab ID: TT041219-W-074. 1330 Inject.

1335 Rec 1 GW sample (2 @ 40 ml VOA vials) from Chuck Sorden on ice. Field No. DPT749@32' (1330); LabID TT041219-W075

1337 Remove 5 ml GW sample W-074 from VOA vial W-074C-2. Add int/surr stds. Load onto PT-5. FN: LC34-DPT749@25' / Lab ID: TT041219-W-074R. 1347 Inject.

1353 Remove 10 ml GW sample W-075 from VOA vial W-075C-1. Add int/surr stds. Load onto PT-5. FN: LC34-DPT749@32' / Lab ID: TT041219-W-075. 1403 Inject.

1400 Rec 1 GW sample (2 @ 40 ml VOA vials) from Chuck Sorden on ice. Field No. DPT750@8' (1355); LabID TT041219-W076

1408 Remove 10 ml GW sample W-076 from VOA vial W-076C-1. Add int/surr stds. Load onto PT-5. FN: LC34-DPT750@8' / Lab ID: TT041219-W-076. 1418 Inject.

1415 Rec 1 GW sample (2 @ 40 ml VOA vials) from Chuck Sorden on ice. Field No. DPT750@13' (1410); LabID TT041219-W077

1423 Remove 5 ml GW sample W-077 from VOA vial W-077C-1. Add int/surr stds. Load onto PT-5. FN: LC34-DPT750@13' / Lab ID: TT041219-W-077. 1433 Inject.

1425 Rec 1 GW sample (2 @ 40 ml VOA vials) from Chuck Sorden on ice. Field No. DPT750@18' (1420); LabID TT041219-W078

1439 Remove 1 ml GW sample W-078 from VOA vial W-078C-1. Add int/surr stds. Load onto PT-5. FN: LC34-DPT750@18' / Lab ID: TT041219-W-078. 1449 Inject.

1440 Rec 1 GW sample (2 @ 40 ml VOA vials) from Chuck Sorden on ice. Field No. DPT750@25' (1435); LabID TT041219-W079

1455 Rec 1 GW sample (2 @ 40 ml VOA vials) from Chuck Sorden on ice. Field No. DPT750@32' (1450); LabID TT041219-W080

1456 Remove 3 ml GW sample W-079 from VOA vial W-079C-1. Add int/surr stds. Load onto PT-5. FN: LC34-DPT750@25' / Lab ID: TT041219-W-079. 1506 Inject.

1511 Remove 10 ml GW sample W-080 from VOA vial W-080C-1. Add int/surr stds. Load onto PT-5. FN: LC34-DPT750@32' / Lab ID: TT041219-W-080. 1521 Inject.

1520 Rec 1 GW sample (2 @ 40 ml VOA vials) from Chuck Sorden on ice. Field No. DPT751@8' (1515); LabID TT041219-W081

1526 Remove 10 ml GW sample W-082 from VOA vial W-082C-1. Add int/surr stds. Load onto PT-5. FN: LC34-DPT751@13' / Lab ID: TT041219-W-082. 1536 Inject.

1530 Rec 1 GW sample (2 @ 40 ml VOA vials) from Chuck Sorden on ice. Field No. DPT751@13' (1525); LabID TT041219-W082

1540 Rec 1 GW sample (2 @ 40 ml VOA vials) from Chuck Sorden on ice. Field No. DPT751@18' (1535); LabID TT041219-W083

1542 Remove 10 ml GW sample W-081 from VOA vial W-081C-1. Add int/surr stds. Load onto PT-5. FN: LC34-DPT751@8' / Lab ID: TT041219-W-081. 1552 Inject.

1550 Rec 1 GW sample (2 @ 40 ml VOA vials) from Chuck Sorden on ice. Field No. DPT751@25' (1545); LabID TT041219-W084

1557 Remove 5 ml GW sample W-083 from VOA vial W-083C-1. Add int/surr stds. Load onto PT-5. FN: LC34-DPT751@18' / Lab ID: TT041219-W-083. 1607 Inject.

1605 Rec 1 GW sample (2 @ 40 ml VOA vials) from Chuck Sorden on ice. Field No. DPT751@32' (1600); LabID TT041219-W085

1612 Remove 10 ml GW sample W-084 from VOA vial W-084C-1. Add int/surr stds. Load onto PT-5. FN: LC34-DPT751@25' / Lab ID: TT041219-W-084. 1622 Inject.

1627 Remove 10 ml GW sample W-085 from VOA vial W-085C-1. Add int/surr stds. Load onto PT-5. FN: LC34-DPT751@32' / Lab ID: TT041219-W-085. 1637 Inject.

1630 Rec 1 GW sample (2 @ 40 ml VOA vials) from Chuck Sorden on ice. Field No. DPT752@8' (1625); LabID TT041219-W086

Sampler / Company On-site: Chuck Sorden - Tetratetch

Delays:

Weather:

Date: 4/12,15/19

Signature:

Important phone calls / Changes:

ANALYTICAL LABORATORIES OF FLORIDA

FIELD ACTIVITIES FORM

Project Name: LC34.3 (2019) ALF Project: TT041219

Address: KSC, FL.

PROJECT NOTES:

Method: EPA8260D; Target Compounds: Vinyl chloride, 1,1-dce, F113, c/t-12,DCE and TCE. Lab#1/GC#5

04/15/19 Activities:

1640 Rec 1 GW sample (2 @ 40 ml VOA vials) from Chuck Sorden on ice. Field No. DPT752@13' (1635); LabID TT041219-W087

1642 Remove 10 ml GW sample W-086 from VOA vial W-086C-1. Add int/surr stds. Load onto PT-5. FN: LC34-DPT752@8' / Lab ID: TT041219-W-086. 1652 Inject.

1650 Rec 1 GW sample (2 @ 40 ml VOA vials) from Chuck Sorden on ice. Field No. DPT752@18' (1645); LabID TT041219-W088

1657 Remove 10 ml GW sample W-087 from VOA vial W-087C-1. Add int/surr stds. Load onto PT-5. FN: LC34-DPT752@13' / Lab ID: TT041219-W-087. 1707 Inject.

1705 Rec 1 GW sample (2 @ 40 ml VOA vials) from Chuck Sorden on ice. Field No. DPT752@25' (1700); LabID TT041219-W089

1720 Rec 1 GW sample (2 @ 40 ml VOA vials) from Chuck Sorden on ice. Field No. DPT752@32' (1715); LabID TT041219-W090

1730 Remove 5 ml GW sample W-088 from VOA vial W-088C-1. Add int/surr stds. Load onto PT-5. FN: LC34-DPT752@18' / Lab ID: TT041219-W-088. 1740 Inject.

1745 Remove 5 ml GW sample W-089 from VOA vial W-089C-1. Add int/surr stds. Load onto PT-5. FN: LC34-DPT752@25' / Lab ID: TT041219-W-089. 1755 Inject.

1804 Remove 10 ml GW sample W-090 from VOA vial W-090C-1. Add int/surr stds. Load onto PT-5. FN: LC34-DPT752@32' / Lab ID: TT041219-W-090. 1814 Inject.

04/16/19 Activities:

0745 Run BFB Dynamic hardware tune ; Refrigerator # 9 temp < -5C ; Ambient temp 66 F. JG Finneran C#340024-2895 lot# 7939181291V1

0750 Run method blank in (fn: 041619blk1.d) 10 ml H20. All analyte responses equal to or < 50% of lowest quantitation calibration standard.

0806 Run 10ml H20 with 100ng spike (fn: 041619ccv1.d). All compound responses between within 20 % expected response and ion ratios within 30% expected ratio.Tunegood.

0831 Rec 1 GW sample (2 @ 40 ml VOA vials) from Chuck Sorden on ice. Field No. DPT753@8' (0830); LabID TT041219-W091

0832 Remove 10 ml GW sample W-091 from VOA vial W-091C-1. Add int/surr stds. Load onto PT-5. FN: LC34-DPT753@8' / Lab ID: TT041219-W-091. 0842 Inject.

0847 Rec 1 GW sample (2 @ 40 ml VOA vials) from Chuck Sorden on ice. Field No. DPT753@13' (0845); LabID TT041219-W092

0847 Remove 10 ml GW sample W-091 from VOA vial W-091C-2. Add 100ng,int/surr stds. Load onto PT-5. FN: LC34-DPT753@8' / Lab ID: TT041219-W-091MS. 0857 Inject.

0900 Rec 1 GW sample (2 @ 40 ml VOA vials) from Chuck Sorden on ice. Field No. DPT753@18' (0855); LabID TT041219-W093

0904 Remove 10 ml GW sample W-092 from VOA vial W-092C-1. Add int/surr stds. Load onto PT-5. FN: LC34-DPT753@13' / Lab ID: TT041219-W-092. 0914 Inject.

0910 Rec 1 GW sample (2 @ 40 ml VOA vials) from Chuck Sorden on ice. Field No. DPT753@25' (0905); LabID TT041219-W094

0920 Remove 10 ml GW sample W-093 from VOA vial W-093C-1. Add int/surr stds. Load onto PT-5. FN: LC34-DPT753@18' / Lab ID: TT041219-W-093. 0930 Inject.

0925 Rec 1 GW sample (2 @ 40 ml VOA vials) from Chuck Sorden on ice. Field No. DPT753@32' (0920); LabID TT041219-W095

0937 Remove 10 ml GW sample W-094 from VOA vial W-094C-1. Add int/surr stds. Load onto PT-5. FN: LC34-DPT753@25' / Lab ID: TT041219-W-094. 0947 Inject.

0953 Remove 10 ml GW sample W-094 from VOA vial W-094C-2. Add int/surr stds. Load onto PT-5. FN: LC34-DPT753@25' / Lab ID: TT041219-W-094dup. 1003 Inject.

0955 Rec 1 GW sample (2 @ 40 ml VOA vials) from Chuck Sorden on ice. Field No. DPT754@8' (0950); LabID TT041219-W096

1005 Rec 1 GW sample (2 @ 40 ml VOA vials) from Chuck Sorden on ice. Field No. DPT754@13' (1000); LabID TT041219-W097

1009 Remove 10 ml GW sample W-095 from VOA vial W-095C-1. Add int/surr stds. Load onto PT-5. FN: LC34-DPT753@32' / Lab ID: TT041219-W-095. 1019 Inject.

1015 Rec 1 GW sample (2 @ 40 ml VOA vials) from Chuck Sorden on ice. Field No. DPT754@18' (1010); LabID TT041219-W098

1030 Rec 1 GW sample (2 @ 40 ml VOA vials) from Chuck Sorden on ice. Field No. DPT754@25' (1025); LabID TT041219-W099

1035 Run method blank in (fn: 041619blk2.d) 10 ml H20. All analyte responses equal to or < 50% of lowest quantitation calibration standard.

1045 Rec 1 GW sample (2 @ 40 ml VOA vials) from Chuck Sorden on ice. Field No. DPT754@32' (1040); LabID TT041219-W100

1051 Run 10ml H20 with 100ng spike (fn: 041619ccv2.d). All compound responses between within 20 % expected response and ion ratios within 30% expected ratio.

1057 Remove 10 ml GW sample W-096 from VOA vial W-096C-1. Add int/surr stds. Load onto PT-5. FN: LC34-DPT754@8' / Lab ID: TT041219-W-096. 1107 Inject.

1115 Rec 1 GW sample (2 @ 40 ml VOA vials) from Chuck Sorden on ice. Field No. DPT755@8' (1110); LabID TT041219-W101

1129 Remove 10 ml GW sample W-096 from VOA vial W-096C-2. Add 100ng,int/surr stds. Load onto PT-5. FN: LC34-DPT754@8' / Lab ID: TT041219-W-096MS. 1139 Inject.

1130 Rec 1 GW sample (2 @ 40 ml VOA vials) from Chuck Sorden on ice. Field No. DPT755@13' (1125); LabID TT041219-W102

1140 Rec 1 GW sample (2 @ 40 ml VOA vials) from Chuck Sorden on ice. Field No. DPT755@18' (1135); LabID TT041219-W103

1155 Rec 1 GW sample (2 @ 40 ml VOA vials) from Chuck Sorden on ice. Field No. DPT755@25' (1150); LabID TT041219-W104

1204 Remove 10 ml GW sample W-097 from VOA vial W-097C-1. Add int/surr stds. Load onto PT-5. FN: LC34-DPT754@13' / Lab ID: TT041219-W-097. 1214 Inject.

1210 Rec 1 GW sample (2 @ 40 ml VOA vials) from Chuck Sorden on ice. Field No. DPT755@32' (1205); LabID TT041219-W105

1220 Remove 10 ml GW sample W-098 from VOA vial W-098C-1. Add int/surr stds. Load onto PT-5. FN: LC34-DPT754@18' / Lab ID: TT041219-W-098. 1230 Inject.

1235 Remove 10 ml GW sample W-098 from VOA vial W-098C-2. Add int/surr stds. Load onto PT-5. FN: LC34-DPT754@18' / Lab ID: TT041219-W-098dup. 1245 Inject.

1251 Remove 10 ml GW sample W-099 from VOA vial W-099C-1. Add int/surr stds. Load onto PT-5. FN: LC34-DPT754@25' / Lab ID: TT041219-W-099. 1301 Inject.

1306 Remove 10 ml GW sample W-100 from VOA vial W-100C-1. Add int/surr stds. Load onto PT-5. FN: LC34-DPT754@32' / Lab ID: TT041219-W-100. 1316 Inject.

1322 Remove 10 ml GW sample W-101 from VOA vial W-101C-1. Add int/surr stds. Load onto PT-5. FN: LC34-DPT755@8' / Lab ID: TT041219-W-101. 1332 Inject.

1337 Remove 10 ml GW sample W-102 from VOA vial W-102C-1. Add int/surr stds. Load onto PT-5. FN: LC34-DPT755@13' / Lab ID: TT041219-W-102. 1347 Inject.

1345 Rec 1 GW sample (2 @ 40 ml VOA vials) from Chuck Sorden on ice. Field No. DPT756@8' (1340); LabID TT041219-W106

1353 Remove 10 ml GW sample W-103 from VOA vial W-103C-1. Add int/surr stds. Load onto PT-5. FN: LC34-DPT755@18' / Lab ID: TT041219-W-103. 1403 Inject.

1355 Rec 1 GW sample (2 @ 40 ml VOA vials) from Chuck Sorden on ice. Field No. DPT756@13' (1350); LabID TT041219-W107

1408 Remove 5 ml GW sample W-104 from VOA vial W-104C-1. Add int/surr stds. Load onto PT-5. FN: LC34-DPT755@25' / Lab ID: TT041219-W-104. 1418 Inject.

1410 Rec 1 GW sample (2 @ 40 ml VOA vials) from Chuck Sorden on ice. Field No. DPT756@18' (1405); LabID TT041219-W108

1423 Remove 1 ml GW sample W-103 from VOA vial W-103C-2. Add int/surr stds. Load onto PT-5. FN: LC34-DPT755@18' / Lab ID: TT041219-W-103r. 1433 Inject.

1425 Rec 1 GW sample (2 @ 40 ml VOA vials) from Chuck Sorden on ice. Field No. DPT756@25' (1420); LabID TT041219-W109

1439 Remove 10 ml GW sample W-105 from VOA vial W-105C-1. Add int/surr stds. Load onto PT-5. FN: LC34-DPT755@32' / Lab ID: TT041219-W-105. 1449 Inject.

Sampler / Company On-site: Chuck Sorden - Tetratetch

Delays:

Weather:

Date: 4/15-16/19 Page 3 of 7

Signature:

Important phone calls / Changes:

Analytical Laboratories of Florida, Inc.
TT041219 Lab Report

Sample	Matrix	Sample Date	Top Depth	Bottom Depth	SDG	Parameter	CAS	Lab Result	Lab Qualifier	Units
LC34-DPT0760-032.0-20190417	GW	4/17/2019	30	32	TT041219	CIS-1,2-DICHLOROETHENE	156-59-2	1	U	UG/L
LC34-DPT0761-008.0-20190417	GW	4/17/2019	6	8	TT041219	1,1,2-TRICHLOROTRIFLUOROETHANE	76-13-1	1	U	UG/L
LC34-DPT0761-008.0-20190417	GW	4/17/2019	6	8	TT041219	TRICHLOROETHENE	79-01-6	1	U	UG/L
LC34-DPT0761-013.0-20190417	GW	4/17/2019	11	13	TT041219	CIS-1,2-DICHLOROETHENE	156-59-2	1	U	UG/L
LC34-DPT0761-018.0-20190417	GW	4/17/2019	16	18	TT041219	1,1,2-TRICHLOROTRIFLUOROETHANE	76-13-1	1	U	UG/L
LC34-DPT0761-018.0-20190417	GW	4/17/2019	16	18	TT041219	TRICHLOROETHENE	79-01-6	1	U	UG/L
LC34-DPT0761-025.0-20190417	GW	4/17/2019	23	25	TT041219	CIS-1,2-DICHLOROETHENE	156-59-2	67		UG/L
LC34-DPT0761-032.0-20190417	GW	4/17/2019	30	32	TT041219	1,1,2-TRICHLOROTRIFLUOROETHANE	76-13-1	1	U	UG/L
LC34-DPT0761-032.0-20190417	GW	4/17/2019	30	32	TT041219	TRICHLOROETHENE	79-01-6	1	U	UG/L
LC34-DPT0762-008.0-20190417	GW	4/17/2019	6	8	TT041219	CIS-1,2-DICHLOROETHENE	156-59-2	3		UG/L
LC34-DPT0762-013.0-20190417	GW	4/17/2019	11	13	TT041219	1,1,2-TRICHLOROTRIFLUOROETHANE	76-13-1	1	U	UG/L
LC34-DPT0762-013.0-20190417	GW	4/17/2019	11	13	TT041219	TRICHLOROETHENE	79-01-6	1	U	UG/L
LC34-DPT0762-018.0-20190417	GW	4/17/2019	16	18	TT041219	CIS-1,2-DICHLOROETHENE	156-59-2	33		UG/L
LC34-DPT0762-025.0-20190417	GW	4/17/2019	23	25	TT041219	1,1,2-TRICHLOROTRIFLUOROETHANE	76-13-1	1	U	UG/L
LC34-DPT0762-025.0-20190417	GW	4/17/2019	23	25	TT041219	TRICHLOROETHENE	79-01-6	1	U	UG/L
LC34-DPT0762-032.0-20190417	GW	4/17/2019	30	32	TT041219	CIS-1,2-DICHLOROETHENE	156-59-2	1	U	UG/L
LC34-DPT0763-008.0-20190418	GW	4/18/2019	6	8	TT041219	1,1,2-TRICHLOROTRIFLUOROETHANE	76-13-1	1	U	UG/L
LC34-DPT0763-008.0-20190418	GW	4/18/2019	6	8	TT041219	TRICHLOROETHENE	79-01-6	1	U	UG/L
LC34-DPT0763-013.0-20190418	GW	4/18/2019	11	13	TT041219	CIS-1,2-DICHLOROETHENE	156-59-2	2		UG/L
LC34-DPT0763-018.0-20190418	GW	4/18/2019	16	18	TT041219	1,1,2-TRICHLOROTRIFLUOROETHANE	76-13-1	2	U	UG/L
LC34-DPT0763-018.0-20190418	GW	4/18/2019	16	18	TT041219	TRICHLOROETHENE	79-01-6	2	U	UG/L
LC34-DPT0763-025.0-20190418	GW	4/18/2019	23	25	TT041219	CIS-1,2-DICHLOROETHENE	156-59-2	1600		UG/L
LC34-DPT0763-032.0-20190418	GW	4/18/2019	30	32	TT041219	1,1,2-TRICHLOROTRIFLUOROETHANE	76-13-1	1	U	UG/L
LC34-DPT0763-032.0-20190418	GW	4/18/2019	30	32	TT041219	TRICHLOROETHENE	79-01-6	1	U	UG/L
LC34-DPT0764-008.0-20190418	GW	4/18/2019	6	8	TT041219	CIS-1,2-DICHLOROETHENE	156-59-2	1	U	UG/L
LC34-DPT0764-013.0-20190418	GW	4/18/2019	11	13	TT041219	1,1,2-TRICHLOROTRIFLUOROETHANE	76-13-1	1	U	UG/L
LC34-DPT0764-013.0-20190418	GW	4/18/2019	11	13	TT041219	TRICHLOROETHENE	79-01-6	1	U	UG/L
LC34-DPT0764-018.0-20190418	GW	4/18/2019	16	18	TT041219	CIS-1,2-DICHLOROETHENE	156-59-2	2200		UG/L
LC34-DPT0764-025.0-20190418	GW	4/18/2019	23	25	TT041219	1,1,2-TRICHLOROTRIFLUOROETHANE	76-13-1	1	U	UG/L
LC34-DPT0764-025.0-20190418	GW	4/18/2019	23	25	TT041219	TRICHLOROETHENE	79-01-6	1	U	UG/L
LC34-DPT0764-032.0-20190418	GW	4/18/2019	30	32	TT041219	CIS-1,2-DICHLOROETHENE	156-59-2	1	U	UG/L
LC34-DPT0765-008.0-20190418	GW	4/18/2019	6	8	TT041219	1,1,2-TRICHLOROTRIFLUOROETHANE	76-13-1	1	U	UG/L
LC34-DPT0765-008.0-20190418	GW	4/18/2019	6	8	TT041219	TRICHLOROETHENE	79-01-6	1	U	UG/L
LC34-DPT0765-013.0-20190418	GW	4/18/2019	11	13	TT041219	CIS-1,2-DICHLOROETHENE	156-59-2	130		UG/L
LC34-DPT0765-018.0-20190418	GW	4/18/2019	16	18	TT041219	1,1,2-TRICHLOROTRIFLUOROETHANE	76-13-1	10	U	UG/L
LC34-DPT0765-018.0-20190418	GW	4/18/2019	16	18	TT041219	TRICHLOROETHENE	79-01-6	10	U	UG/L
LC34-DPT0765-025.0-20190418	GW	4/18/2019	23	25	TT041219	CIS-1,2-DICHLOROETHENE	156-59-2	200		UG/L
LC34-DPT0765-032.0-20190418	GW	4/18/2019	30	32	TT041219	1,1,2-TRICHLOROTRIFLUOROETHANE	76-13-1	1	U	UG/L
LC34-DPT0765-032.0-20190418	GW	4/18/2019	30	32	TT041219	TRICHLOROETHENE	79-01-6	1	U	UG/L
LC34-DPT0766-008.0-20190418	GW	4/18/2019	6	8	TT041219	CIS-1,2-DICHLOROETHENE	156-59-2	1	U	UG/L

Sample	Matrix	Sample Date	Top Depth	Bottom Depth	SDG	Parameter	CAS	Lab Result	Lab Qualifier	Units
LC34-DPT0766-013.0-20190418	GW	4/18/2019	11	13	TT041219	1,1,2-TRICHLOROTRIFLUOROETHANE	76-13-1	1	U	UG/L
LC34-DPT0766-013.0-20190418	GW	4/18/2019	11	13	TT041219	TRICHLOROETHENE	79-01-6	1	U	UG/L
LC34-DPT0766-018.0-20190418	GW	4/18/2019	16	18	TT041219	CIS-1,2-DICHLOROETHENE	156-59-2	140		UG/L
LC34-DPT0766-025.0-20190418	GW	4/18/2019	23	25	TT041219	1,1,2-TRICHLOROTRIFLUOROETHANE	76-13-1	1	U	UG/L
LC34-DPT0766-025.0-20190418	GW	4/18/2019	23	25	TT041219	TRICHLOROETHENE	79-01-6	1	U	UG/L
LC34-DPT0766-032.0-20190418	GW	4/18/2019	30	32	TT041219	CIS-1,2-DICHLOROETHENE	156-59-2	1	U	UG/L
LC34-DPT0767-008.0-20190418	GW	4/18/2019	6	8	TT041219	1,1,2-TRICHLOROTRIFLUOROETHANE	76-13-1	1	U	UG/L
LC34-DPT0767-008.0-20190418	GW	4/18/2019	6	8	TT041219	TRICHLOROETHENE	79-01-6	1	U	UG/L
LC34-DPT0767-013.0-20190418	GW	4/18/2019	11	13	TT041219	CIS-1,2-DICHLOROETHENE	156-59-2	26		UG/L
LC34-DPT0767-018.0-20190418	GW	4/18/2019	16	18	TT041219	1,1,2-TRICHLOROTRIFLUOROETHANE	76-13-1	1	U	UG/L
LC34-DPT0767-018.0-20190418	GW	4/18/2019	16	18	TT041219	TRICHLOROETHENE	79-01-6	1	U	UG/L
LC34-DPT0767-025.0-20190418	GW	4/18/2019	23	25	TT041219	CIS-1,2-DICHLOROETHENE	156-59-2	1	U	UG/L
LC34-DPT0767-032.0-20190418	GW	4/18/2019	30	32	TT041219	1,1,2-TRICHLOROTRIFLUOROETHANE	76-13-1	1	U	UG/L
LC34-DPT0767-032.0-20190418	GW	4/18/2019	30	32	TT041219	TRICHLOROETHENE	79-01-6	1	U	UG/L
LC34-DPT0760-032.0-20190417	GW	4/17/2019	30	32	TT041219	VINYL CHLORIDE	75-01-4	1	U	UG/L
LC34-DPT0761-008.0-20190417	GW	4/17/2019	6	8	TT041219	TRANS-1,2-DICHLOROETHENE	156-60-5	1	U	UG/L
LC34-DPT0761-013.0-20190417	GW	4/17/2019	11	13	TT041219	1,1-DICHLOROETHENE	75-35-4	1	U	UG/L
LC34-DPT0761-013.0-20190417	GW	4/17/2019	11	13	TT041219	VINYL CHLORIDE	75-01-4	3		UG/L
LC34-DPT0761-018.0-20190417	GW	4/17/2019	16	18	TT041219	TRANS-1,2-DICHLOROETHENE	156-60-5	1	U	UG/L
LC34-DPT0761-025.0-20190417	GW	4/17/2019	23	25	TT041219	1,1-DICHLOROETHENE	75-35-4	3	U	UG/L
LC34-DPT0761-025.0-20190417	GW	4/17/2019	23	25	TT041219	VINYL CHLORIDE	75-01-4	40		UG/L
LC34-DPT0761-032.0-20190417	GW	4/17/2019	30	32	TT041219	TRANS-1,2-DICHLOROETHENE	156-60-5	1	U	UG/L
LC34-DPT0762-008.0-20190417	GW	4/17/2019	6	8	TT041219	1,1-DICHLOROETHENE	75-35-4	1	U	UG/L
LC34-DPT0762-008.0-20190417	GW	4/17/2019	6	8	TT041219	VINYL CHLORIDE	75-01-4	29		UG/L
LC34-DPT0762-013.0-20190417	GW	4/17/2019	11	13	TT041219	TRANS-1,2-DICHLOROETHENE	156-60-5	1	U	UG/L
LC34-DPT0762-018.0-20190417	GW	4/17/2019	16	18	TT041219	1,1-DICHLOROETHENE	75-35-4	1	U	UG/L
LC34-DPT0762-018.0-20190417	GW	4/17/2019	16	18	TT041219	VINYL CHLORIDE	75-01-4	56		UG/L
LC34-DPT0762-025.0-20190417	GW	4/17/2019	23	25	TT041219	TRANS-1,2-DICHLOROETHENE	156-60-5	1	U	UG/L
LC34-DPT0762-032.0-20190417	GW	4/17/2019	30	32	TT041219	1,1-DICHLOROETHENE	75-35-4	1	U	UG/L
LC34-DPT0762-032.0-20190417	GW	4/17/2019	30	32	TT041219	VINYL CHLORIDE	75-01-4	1	U	UG/L
LC34-DPT0763-008.0-20190418	GW	4/18/2019	6	8	TT041219	TRANS-1,2-DICHLOROETHENE	156-60-5	1	U	UG/L
LC34-DPT0763-013.0-20190418	GW	4/18/2019	11	13	TT041219	1,1-DICHLOROETHENE	75-35-4	1	U	UG/L
LC34-DPT0763-013.0-20190418	GW	4/18/2019	11	13	TT041219	VINYL CHLORIDE	75-01-4	16		UG/L
LC34-DPT0763-018.0-20190418	GW	4/18/2019	16	18	TT041219	TRANS-1,2-DICHLOROETHENE	156-60-5	2	U	UG/L
LC34-DPT0763-025.0-20190418	GW	4/18/2019	23	25	TT041219	1,1-DICHLOROETHENE	75-35-4	40	U	UG/L
LC34-DPT0763-025.0-20190418	GW	4/18/2019	23	25	TT041219	VINYL CHLORIDE	75-01-4	510		UG/L
LC34-DPT0763-032.0-20190418	GW	4/18/2019	30	32	TT041219	TRANS-1,2-DICHLOROETHENE	156-60-5	1	U	UG/L
LC34-DPT0764-008.0-20190418	GW	4/18/2019	6	8	TT041219	1,1-DICHLOROETHENE	75-35-4	1	U	UG/L
LC34-DPT0764-008.0-20190418	GW	4/18/2019	6	8	TT041219	VINYL CHLORIDE	75-01-4	1		UG/L
LC34-DPT0764-013.0-20190418	GW	4/18/2019	11	13	TT041219	TRANS-1,2-DICHLOROETHENE	156-60-5	1	U	UG/L

Sample	Matrix	Sample Date	Top Depth	Bottom Depth	SDG	Parameter	CAS	Lab Result	Lab Qualifier	Units
LC34-DPT0764-018.0-20190418	GW	4/18/2019	16	18	TT041219	1,1-DICHLOROETHENE	75-35-4	10	U	UG/L
LC34-DPT0764-018.0-20190418	GW	4/18/2019	16	18	TT041219	VINYL CHLORIDE	75-01-4	580		UG/L
LC34-DPT0764-025.0-20190418	GW	4/18/2019	23	25	TT041219	TRANS-1,2-DICHLOROETHENE	156-60-5	1	U	UG/L
LC34-DPT0764-032.0-20190418	GW	4/18/2019	30	32	TT041219	1,1-DICHLOROETHENE	75-35-4	1	U	UG/L
LC34-DPT0764-032.0-20190418	GW	4/18/2019	30	32	TT041219	VINYL CHLORIDE	75-01-4	1	U	UG/L
LC34-DPT0765-008.0-20190418	GW	4/18/2019	6	8	TT041219	TRANS-1,2-DICHLOROETHENE	156-60-5	1	U	UG/L
LC34-DPT0765-013.0-20190418	GW	4/18/2019	11	13	TT041219	1,1-DICHLOROETHENE	75-35-4	1	U	UG/L
LC34-DPT0765-013.0-20190418	GW	4/18/2019	11	13	TT041219	VINYL CHLORIDE	75-01-4	120		UG/L
LC34-DPT0765-018.0-20190418	GW	4/18/2019	16	18	TT041219	TRANS-1,2-DICHLOROETHENE	156-60-5	10	U	UG/L
LC34-DPT0765-025.0-20190418	GW	4/18/2019	23	25	TT041219	1,1-DICHLOROETHENE	75-35-4	1	U	UG/L
LC34-DPT0765-025.0-20190418	GW	4/18/2019	23	25	TT041219	VINYL CHLORIDE	75-01-4	3		UG/L
LC34-DPT0765-032.0-20190418	GW	4/18/2019	30	32	TT041219	TRANS-1,2-DICHLOROETHENE	156-60-5	1	U	UG/L
LC34-DPT0766-008.0-20190418	GW	4/18/2019	6	8	TT041219	1,1-DICHLOROETHENE	75-35-4	1	U	UG/L
LC34-DPT0766-008.0-20190418	GW	4/18/2019	6	8	TT041219	VINYL CHLORIDE	75-01-4	1	U	UG/L
LC34-DPT0766-013.0-20190418	GW	4/18/2019	11	13	TT041219	TRANS-1,2-DICHLOROETHENE	156-60-5	1	U	UG/L
LC34-DPT0766-018.0-20190418	GW	4/18/2019	16	18	TT041219	1,1-DICHLOROETHENE	75-35-4	2	U	UG/L
LC34-DPT0766-018.0-20190418	GW	4/18/2019	16	18	TT041219	VINYL CHLORIDE	75-01-4	140		UG/L
LC34-DPT0766-025.0-20190418	GW	4/18/2019	23	25	TT041219	TRANS-1,2-DICHLOROETHENE	156-60-5	1		UG/L
LC34-DPT0766-032.0-20190418	GW	4/18/2019	30	32	TT041219	1,1-DICHLOROETHENE	75-35-4	1	U	UG/L
LC34-DPT0766-032.0-20190418	GW	4/18/2019	30	32	TT041219	VINYL CHLORIDE	75-01-4	1	U	UG/L
LC34-DPT0767-008.0-20190418	GW	4/18/2019	6	8	TT041219	TRANS-1,2-DICHLOROETHENE	156-60-5	1	U	UG/L
LC34-DPT0767-013.0-20190418	GW	4/18/2019	11	13	TT041219	1,1-DICHLOROETHENE	75-35-4	1	U	UG/L
LC34-DPT0767-013.0-20190418	GW	4/18/2019	11	13	TT041219	VINYL CHLORIDE	75-01-4	120		UG/L
LC34-DPT0767-018.0-20190418	GW	4/18/2019	16	18	TT041219	TRANS-1,2-DICHLOROETHENE	156-60-5	1	U	UG/L
LC34-DPT0767-025.0-20190418	GW	4/18/2019	23	25	TT041219	1,1-DICHLOROETHENE	75-35-4	1	U	UG/L
LC34-DPT0767-025.0-20190418	GW	4/18/2019	23	25	TT041219	VINYL CHLORIDE	75-01-4	1	U	UG/L
LC34-DPT0767-032.0-20190418	GW	4/18/2019	30	32	TT041219	TRANS-1,2-DICHLOROETHENE	156-60-5	1	U	UG/L
LC34-DPT0768-008.0-20190419	GW	4/19/2019	6	8	TT041219	1,1-DICHLOROETHENE	75-35-4	1	U	UG/L
LC34-DPT0768-008.0-20190419	GW	4/19/2019	6	8	TT041219	VINYL CHLORIDE	75-01-4	5		UG/L
LC34-DPT0760-032.0-20190417	GW	4/17/2019	30	32	TT041219	TRANS-1,2-DICHLOROETHENE	156-60-5	1	U	UG/L
LC34-DPT0761-008.0-20190417	GW	4/17/2019	6	8	TT041219	1,1-DICHLOROETHENE	75-35-4	1	U	UG/L
LC34-DPT0761-008.0-20190417	GW	4/17/2019	6	8	TT041219	VINYL CHLORIDE	75-01-4	2		UG/L
LC34-DPT0761-013.0-20190417	GW	4/17/2019	11	13	TT041219	TRANS-1,2-DICHLOROETHENE	156-60-5	1	U	UG/L
LC34-DPT0761-018.0-20190417	GW	4/17/2019	16	18	TT041219	1,1-DICHLOROETHENE	75-35-4	1	U	UG/L
LC34-DPT0761-018.0-20190417	GW	4/17/2019	16	18	TT041219	VINYL CHLORIDE	75-01-4	4		UG/L
LC34-DPT0761-025.0-20190417	GW	4/17/2019	23	25	TT041219	TRANS-1,2-DICHLOROETHENE	156-60-5	3	U	UG/L
LC34-DPT0761-032.0-20190417	GW	4/17/2019	30	32	TT041219	1,1-DICHLOROETHENE	75-35-4	1	U	UG/L
LC34-DPT0761-032.0-20190417	GW	4/17/2019	30	32	TT041219	VINYL CHLORIDE	75-01-4	1	U	UG/L
LC34-DPT0762-008.0-20190417	GW	4/17/2019	6	8	TT041219	TRANS-1,2-DICHLOROETHENE	156-60-5	1	U	UG/L
LC34-DPT0762-013.0-20190417	GW	4/17/2019	11	13	TT041219	1,1-DICHLOROETHENE	75-35-4	1	U	UG/L

Sample	Matrix	Sample Date	Top Depth	Bottom Depth	SDG	Parameter	CAS	Lab Result	Lab Qualifier	Units
LC34-DPT0762-013.0-20190417	GW	4/17/2019	11	13	TT041219	VINYL CHLORIDE	75-01-4	20		UG/L
LC34-DPT0762-018.0-20190417	GW	4/17/2019	16	18	TT041219	TRANS-1,2-DICHLOROETHENE	156-60-5	1	U	UG/L
LC34-DPT0762-025.0-20190417	GW	4/17/2019	23	25	TT041219	1,1-DICHLOROETHENE	75-35-4	1	U	UG/L
LC34-DPT0762-025.0-20190417	GW	4/17/2019	23	25	TT041219	VINYL CHLORIDE	75-01-4	2		UG/L
LC34-DPT0762-032.0-20190417	GW	4/17/2019	30	32	TT041219	TRANS-1,2-DICHLOROETHENE	156-60-5	1	U	UG/L
LC34-DPT0763-008.0-20190418	GW	4/18/2019	6	8	TT041219	1,1-DICHLOROETHENE	75-35-4	1	U	UG/L
LC34-DPT0763-008.0-20190418	GW	4/18/2019	6	8	TT041219	VINYL CHLORIDE	75-01-4	18		UG/L
LC34-DPT0763-013.0-20190418	GW	4/18/2019	11	13	TT041219	TRANS-1,2-DICHLOROETHENE	156-60-5	1	U	UG/L
LC34-DPT0763-018.0-20190418	GW	4/18/2019	16	18	TT041219	1,1-DICHLOROETHENE	75-35-4	2	U	UG/L
LC34-DPT0763-018.0-20190418	GW	4/18/2019	16	18	TT041219	VINYL CHLORIDE	75-01-4	99		UG/L
LC34-DPT0763-025.0-20190418	GW	4/18/2019	23	25	TT041219	TRANS-1,2-DICHLOROETHENE	156-60-5	40	U	UG/L
LC34-DPT0763-032.0-20190418	GW	4/18/2019	30	32	TT041219	1,1-DICHLOROETHENE	75-35-4	1	U	UG/L
LC34-DPT0763-032.0-20190418	GW	4/18/2019	30	32	TT041219	VINYL CHLORIDE	75-01-4	1	U	UG/L
LC34-DPT0764-008.0-20190418	GW	4/18/2019	6	8	TT041219	TRANS-1,2-DICHLOROETHENE	156-60-5	1	U	UG/L
LC34-DPT0764-013.0-20190418	GW	4/18/2019	11	13	TT041219	1,1-DICHLOROETHENE	75-35-4	1	U	UG/L
LC34-DPT0764-013.0-20190418	GW	4/18/2019	11	13	TT041219	VINYL CHLORIDE	75-01-4	270		UG/L
LC34-DPT0764-018.0-20190418	GW	4/18/2019	16	18	TT041219	TRANS-1,2-DICHLOROETHENE	156-60-5	10	U	UG/L
LC34-DPT0764-025.0-20190418	GW	4/18/2019	23	25	TT041219	1,1-DICHLOROETHENE	75-35-4	1	U	UG/L
LC34-DPT0764-025.0-20190418	GW	4/18/2019	23	25	TT041219	VINYL CHLORIDE	75-01-4	11		UG/L
LC34-DPT0764-032.0-20190418	GW	4/18/2019	30	32	TT041219	TRANS-1,2-DICHLOROETHENE	156-60-5	1	U	UG/L
LC34-DPT0765-008.0-20190418	GW	4/18/2019	6	8	TT041219	1,1-DICHLOROETHENE	75-35-4	1	U	UG/L
LC34-DPT0765-008.0-20190418	GW	4/18/2019	6	8	TT041219	VINYL CHLORIDE	75-01-4	22		UG/L
LC34-DPT0765-013.0-20190418	GW	4/18/2019	11	13	TT041219	TRANS-1,2-DICHLOROETHENE	156-60-5	1	U	UG/L
LC34-DPT0765-018.0-20190418	GW	4/18/2019	16	18	TT041219	1,1-DICHLOROETHENE	75-35-4	10	U	UG/L
LC34-DPT0765-018.0-20190418	GW	4/18/2019	16	18	TT041219	VINYL CHLORIDE	75-01-4	170		UG/L
LC34-DPT0765-025.0-20190418	GW	4/18/2019	23	25	TT041219	TRANS-1,2-DICHLOROETHENE	156-60-5	1	U	UG/L
LC34-DPT0765-032.0-20190418	GW	4/18/2019	30	32	TT041219	1,1-DICHLOROETHENE	75-35-4	1	U	UG/L
LC34-DPT0765-032.0-20190418	GW	4/18/2019	30	32	TT041219	VINYL CHLORIDE	75-01-4	1	U	UG/L
LC34-DPT0766-008.0-20190418	GW	4/18/2019	6	8	TT041219	TRANS-1,2-DICHLOROETHENE	156-60-5	1	U	UG/L
LC34-DPT0766-013.0-20190418	GW	4/18/2019	11	13	TT041219	1,1-DICHLOROETHENE	75-35-4	1	U	UG/L
LC34-DPT0766-013.0-20190418	GW	4/18/2019	11	13	TT041219	VINYL CHLORIDE	75-01-4	110		UG/L
LC34-DPT0766-018.0-20190418	GW	4/18/2019	16	18	TT041219	TRANS-1,2-DICHLOROETHENE	156-60-5	2	U	UG/L
LC34-DPT0766-025.0-20190418	GW	4/18/2019	23	25	TT041219	1,1-DICHLOROETHENE	75-35-4	1	U	UG/L
LC34-DPT0766-025.0-20190418	GW	4/18/2019	23	25	TT041219	VINYL CHLORIDE	75-01-4	26		UG/L
LC34-DPT0766-032.0-20190418	GW	4/18/2019	30	32	TT041219	TRANS-1,2-DICHLOROETHENE	156-60-5	1	U	UG/L
LC34-DPT0767-008.0-20190418	GW	4/18/2019	6	8	TT041219	1,1-DICHLOROETHENE	75-35-4	1	U	UG/L
LC34-DPT0767-008.0-20190418	GW	4/18/2019	6	8	TT041219	VINYL CHLORIDE	75-01-4	62		UG/L
LC34-DPT0767-013.0-20190418	GW	4/18/2019	11	13	TT041219	TRANS-1,2-DICHLOROETHENE	156-60-5	1	U	UG/L
LC34-DPT0767-018.0-20190418	GW	4/18/2019	16	18	TT041219	1,1-DICHLOROETHENE	75-35-4	1	U	UG/L
LC34-DPT0767-018.0-20190418	GW	4/18/2019	16	18	TT041219	VINYL CHLORIDE	75-01-4	25		UG/L

Sample	Matrix	Sample Date	Top Depth	Bottom Depth	SDG	Parameter	CAS	Lab Result	Lab Qualifier	Units
LC34-DPT0767-025.0-20190418	GW	4/18/2019	23	25	TT041219	TRANS-1,2-DICHLOROETHENE	156-60-5	1	U	UG/L
LC34-DPT0767-032.0-20190418	GW	4/18/2019	30	32	TT041219	1,1-DICHLOROETHENE	75-35-4	1	U	UG/L
LC34-DPT0767-032.0-20190418	GW	4/18/2019	30	32	TT041219	VINYL CHLORIDE	75-01-4	1	U	UG/L
LC34-DPT0768-008.0-20190419	GW	4/19/2019	6	8	TT041219	TRANS-1,2-DICHLOROETHENE	156-60-5	1	U	UG/L
LC34-DPT0768-008.0-20190419	GW	4/19/2019	6	8	TT041219	CIS-1,2-DICHLOROETHENE	156-59-2	2		UG/L
LC34-DPT0768-013.0-20190419	GW	4/19/2019	11	13	TT041219	1,1,2-TRICHLOROTRIFLUOROETHANE	76-13-1	1	U	UG/L
LC34-DPT0768-013.0-20190419	GW	4/19/2019	11	13	TT041219	TRICHLOROETHENE	79-01-6	1	U	UG/L
LC34-DPT0768-018.0-20190419	GW	4/19/2019	16	18	TT041219	CIS-1,2-DICHLOROETHENE	156-59-2	300		UG/L
LC34-DPT0768-025.0-20190419	GW	4/19/2019	23	25	TT041219	1,1,2-TRICHLOROTRIFLUOROETHANE	76-13-1	1	U	UG/L
LC34-DPT0768-025.0-20190419	GW	4/19/2019	23	25	TT041219	TRICHLOROETHENE	79-01-6	1	U	UG/L
LC34-DPT0768-032.0-20190419	GW	4/19/2019	30	32	TT041219	CIS-1,2-DICHLOROETHENE	156-59-2	1	U	UG/L
LC34-DPT0769-008.0-20190419	GW	4/19/2019	6	8	TT041219	1,1,2-TRICHLOROTRIFLUOROETHANE	76-13-1	1	U	UG/L
LC34-DPT0769-008.0-20190419	GW	4/19/2019	6	8	TT041219	TRICHLOROETHENE	79-01-6	1	U	UG/L
LC34-DPT0769-013.0-20190419	GW	4/19/2019	11	13	TT041219	CIS-1,2-DICHLOROETHENE	156-59-2	11		UG/L
LC34-DPT0769-018.0-20190419	GW	4/19/2019	16	18	TT041219	1,1,2-TRICHLOROTRIFLUOROETHANE	76-13-1	2	U	UG/L
LC34-DPT0769-018.0-20190419	GW	4/19/2019	16	18	TT041219	TRICHLOROETHENE	79-01-6	2	U	UG/L
LC34-DPT0769-025.0-20190419	GW	4/19/2019	23	25	TT041219	CIS-1,2-DICHLOROETHENE	156-59-2	1600		UG/L
LC34-DPT0769-032.0-20190419	GW	4/19/2019	30	32	TT041219	1,1,2-TRICHLOROTRIFLUOROETHANE	76-13-1	1	U	UG/L
LC34-DPT0769-032.0-20190419	GW	4/19/2019	30	32	TT041219	TRICHLOROETHENE	79-01-6	1	U	UG/L
LC34-DPT0770-008.0-20190419	GW	4/19/2019	6	8	TT041219	CIS-1,2-DICHLOROETHENE	156-59-2	1	U	UG/L
LC34-DPT0770-013.0-20190419	GW	4/19/2019	11	13	TT041219	1,1,2-TRICHLOROTRIFLUOROETHANE	76-13-1	1	U	UG/L
LC34-DPT0744-008.0-20190409	GW	4/9/2019	6	8	TT041219	CIS-1,2-DICHLOROETHENE	156-59-2	58		UG/L
LC34-DPT0744-013.0-20190409	GW	4/9/2019	11	13	TT041219	1,1,2-TRICHLOROTRIFLUOROETHANE	76-13-1	20	U	UG/L
LC34-DPT0744-013.0-20190409	GW	4/9/2019	11	13	TT041219	TRICHLOROETHENE	79-01-6	20	U	UG/L
LC34-DPT0744-018.0-20190409	GW	4/9/2019	16	18	TT041219	CIS-1,2-DICHLOROETHENE	156-59-2	470		UG/L
LC34-DPT0744-025.0-20190409	GW	4/9/2019	23	25	TT041219	1,1,2-TRICHLOROTRIFLUOROETHANE	76-13-1	1	U	UG/L
LC34-DPT0744-025.0-20190409	GW	4/9/2019	23	25	TT041219	TRICHLOROETHENE	79-01-6	1	U	UG/L
LC34-DPT0744-032.0-20190409	GW	4/9/2019	30	32	TT041219	CIS-1,2-DICHLOROETHENE	156-59-2	1	U	UG/L
LC34-DPT0745-008.0-20190412	GW	4/12/2019	6	8	TT041219	1,1,2-TRICHLOROTRIFLUOROETHANE	76-13-1	1	U	UG/L
LC34-DPT0745-008.0-20190412	GW	4/12/2019	6	8	TT041219	TRICHLOROETHENE	79-01-6	1	U	UG/L
LC34-DPT0745-013.0-20190412	GW	4/12/2019	11	13	TT041219	CIS-1,2-DICHLOROETHENE	156-59-2	10		UG/L
LC34-DPT0745-018.0-20190412	GW	4/12/2019	16	18	TT041219	1,1,2-TRICHLOROTRIFLUOROETHANE	76-13-1	1	U	UG/L
LC34-DPT0745-018.0-20190412	GW	4/12/2019	16	18	TT041219	TRICHLOROETHENE	79-01-6	1	U	UG/L
LC34-DPT0745-025.0-20190412	GW	4/12/2019	23	25	TT041219	CIS-1,2-DICHLOROETHENE	156-59-2	380		UG/L
LC34-DPT0745-032.0-20190412	GW	4/12/2019	30	32	TT041219	1,1,2-TRICHLOROTRIFLUOROETHANE	76-13-1	1	U	UG/L
LC34-DPT0745-032.0-20190412	GW	4/12/2019	30	32	TT041219	TRICHLOROETHENE	79-01-6	1	U	UG/L
LC34-DPT0746-008.0-20190412	GW	4/12/2019	6	8	TT041219	CIS-1,2-DICHLOROETHENE	156-59-2	1		UG/L
LC34-DPT0746-013.0-20190412	GW	4/12/2019	11	13	TT041219	1,1,2-TRICHLOROTRIFLUOROETHANE	76-13-1	1	U	UG/L
LC34-DPT0746-013.0-20190412	GW	4/12/2019	11	13	TT041219	TRICHLOROETHENE	79-01-6	1	U	UG/L
LC34-DPT0746-018.0-20190412	GW	4/12/2019	16	18	TT041219	CIS-1,2-DICHLOROETHENE	156-59-2	210		UG/L

Sample	Matrix	Sample Date	Top Depth	Bottom Depth	SDG	Parameter	CAS	Lab Result	Lab Qualifier	Units
LC34-DPT0746-025.0-20190412	GW	4/12/2019	23	25	TT041219	1,1,2-TRICHLOROTRIFLUOROETHANE	76-13-1	3	U	UG/L
LC34-DPT0746-025.0-20190412	GW	4/12/2019	23	25	TT041219	TRICHLOROETHENE	79-01-6	3	U	UG/L
LC34-DPT0746-032.0-20190412	GW	4/12/2019	30	32	TT041219	CIS-1,2-DICHLOROETHENE	156-59-2	1	U	UG/L
LC34-DPT0747-008.0-20190412	GW	4/12/2019	6	8	TT041219	1,1,2-TRICHLOROTRIFLUOROETHANE	76-13-1	1	U	UG/L
LC34-DPT0747-008.0-20190412	GW	4/12/2019	6	8	TT041219	TRICHLOROETHENE	79-01-6	1	U	UG/L
LC34-DPT0747-013.0-20190412	GW	4/12/2019	11	13	TT041219	CIS-1,2-DICHLOROETHENE	156-59-2	170		UG/L
LC34-DPT0747-018.0-20190412	GW	4/12/2019	16	18	TT041219	1,1,2-TRICHLOROTRIFLUOROETHANE	76-13-1	40	U	UG/L
LC34-DPT0747-018.0-20190412	GW	4/12/2019	16	18	TT041219	TRICHLOROETHENE	79-01-6	40	U	UG/L
LC34-DPT0747-025.0-20190412	GW	4/12/2019	23	25	TT041219	CIS-1,2-DICHLOROETHENE	156-59-2	660		UG/L
LC34-DPT0747-032.0-20190412	GW	4/12/2019	30	32	TT041219	1,1,2-TRICHLOROTRIFLUOROETHANE	76-13-1	1	U	UG/L
LC34-DPT0747-032.0-20190412	GW	4/12/2019	30	32	TT041219	TRICHLOROETHENE	79-01-6	1	U	UG/L
LC34-DPT0748-008.0-20190412	GW	4/12/2019	6	8	TT041219	CIS-1,2-DICHLOROETHENE	156-59-2	1	U	UG/L
LC34-DPT0748-013.0-20190412	GW	4/12/2019	11	13	TT041219	1,1,2-TRICHLOROTRIFLUOROETHANE	76-13-1	1	U	UG/L
LC34-DPT0748-013.0-20190412	GW	4/12/2019	11	13	TT041219	TRICHLOROETHENE	79-01-6	1	U	UG/L
LC34-DPT0748-018.0-20190412	GW	4/12/2019	16	18	TT041219	CIS-1,2-DICHLOROETHENE	156-59-2	140		UG/L
LC34-DPT0748-025.0-20190412	GW	4/12/2019	23	25	TT041219	1,1,2-TRICHLOROTRIFLUOROETHANE	76-13-1	20	U	UG/L
LC34-DPT0748-025.0-20190412	GW	4/12/2019	23	25	TT041219	TRICHLOROETHENE	79-01-6	20	U	UG/L
LC34-DPT0748-032.0-20190412	GW	4/12/2019	30	32	TT041219	CIS-1,2-DICHLOROETHENE	156-59-2	1	U	UG/L
LC34-DPT0768-013.0-20190419	GW	4/19/2019	11	13	TT041219	1,1-DICHLOROETHENE	75-35-4	1	U	UG/L
LC34-DPT0768-013.0-20190419	GW	4/19/2019	11	13	TT041219	VINYL CHLORIDE	75-01-4	64		UG/L
LC34-DPT0768-018.0-20190419	GW	4/19/2019	16	18	TT041219	TRANS-1,2-DICHLOROETHENE	156-60-5	1	U	UG/L
LC34-DPT0768-025.0-20190419	GW	4/19/2019	23	25	TT041219	1,1-DICHLOROETHENE	75-35-4	1	U	UG/L
LC34-DPT0768-025.0-20190419	GW	4/19/2019	23	25	TT041219	VINYL CHLORIDE	75-01-4	12		UG/L
LC34-DPT0768-032.0-20190419	GW	4/19/2019	30	32	TT041219	TRANS-1,2-DICHLOROETHENE	156-60-5	1	U	UG/L
LC34-DPT0769-008.0-20190419	GW	4/19/2019	6	8	TT041219	1,1-DICHLOROETHENE	75-35-4	1	U	UG/L
LC34-DPT0769-008.0-20190419	GW	4/19/2019	6	8	TT041219	VINYL CHLORIDE	75-01-4	2		UG/L
LC34-DPT0769-013.0-20190419	GW	4/19/2019	11	13	TT041219	TRANS-1,2-DICHLOROETHENE	156-60-5	1	U	UG/L
LC34-DPT0769-018.0-20190419	GW	4/19/2019	16	18	TT041219	1,1-DICHLOROETHENE	75-35-4	2	U	UG/L
LC34-DPT0769-018.0-20190419	GW	4/19/2019	16	18	TT041219	VINYL CHLORIDE	75-01-4	100		UG/L
LC34-DPT0769-025.0-20190419	GW	4/19/2019	23	25	TT041219	TRANS-1,2-DICHLOROETHENE	156-60-5	10	U	UG/L
LC34-DPT0769-032.0-20190419	GW	4/19/2019	30	32	TT041219	1,1-DICHLOROETHENE	75-35-4	1	U	UG/L
LC34-DPT0769-032.0-20190419	GW	4/19/2019	30	32	TT041219	VINYL CHLORIDE	75-01-4	1	U	UG/L
LC34-DPT0770-008.0-20190419	GW	4/19/2019	6	8	TT041219	TRANS-1,2-DICHLOROETHENE	156-60-5	1	U	UG/L
LC34-DPT0770-013.0-20190419	GW	4/19/2019	11	13	TT041219	1,1-DICHLOROETHENE	75-35-4	1	U	UG/L
LC34-DPT0770-013.0-20190419	GW	4/19/2019	11	13	TT041219	VINYL CHLORIDE	75-01-4	11		UG/L
LC34-DPT0770-018.0-20190419	GW	4/19/2019	16	18	TT041219	TRANS-1,2-DICHLOROETHENE	156-60-5	1	U	UG/L
LC34-DPT0744-008.0-20190409	GW	4/9/2019	6	8	TT041219	TRANS-1,2-DICHLOROETHENE	156-60-5	1	U	UG/L
LC34-DPT0744-013.0-20190409	GW	4/9/2019	11	13	TT041219	1,1-DICHLOROETHENE	75-35-4	20	U	UG/L
LC34-DPT0744-013.0-20190409	GW	4/9/2019	11	13	TT041219	VINYL CHLORIDE	75-01-4	480		UG/L
LC34-DPT0744-018.0-20190409	GW	4/9/2019	16	18	TT041219	TRANS-1,2-DICHLOROETHENE	156-60-5	10	U	UG/L

Sample	Matrix	Sample Date	Top Depth	Bottom Depth	SDG	Parameter	CAS	Lab Result	Lab Qualifier	Units
LC34-DPT0744-025.0-20190409	GW	4/9/2019	23	25	TT041219	1,1-DICHLOROETHENE	75-35-4	1	U	UG/L
LC34-DPT0744-025.0-20190409	GW	4/9/2019	23	25	TT041219	VINYL CHLORIDE	75-01-4	1		UG/L
LC34-DPT0744-032.0-20190409	GW	4/9/2019	30	32	TT041219	TRANS-1,2-DICHLOROETHENE	156-60-5	1	U	UG/L
LC34-DPT0745-008.0-20190412	GW	4/12/2019	6	8	TT041219	1,1-DICHLOROETHENE	75-35-4	1	U	UG/L
LC34-DPT0745-008.0-20190412	GW	4/12/2019	6	8	TT041219	VINYL CHLORIDE	75-01-4	72		UG/L
LC34-DPT0745-013.0-20190412	GW	4/12/2019	11	13	TT041219	TRANS-1,2-DICHLOROETHENE	156-60-5	1	U	UG/L
LC34-DPT0745-018.0-20190412	GW	4/12/2019	16	18	TT041219	1,1-DICHLOROETHENE	75-35-4	1	U	UG/L
LC34-DPT0745-018.0-20190412	GW	4/12/2019	16	18	TT041219	VINYL CHLORIDE	75-01-4	79		UG/L
LC34-DPT0745-025.0-20190412	GW	4/12/2019	23	25	TT041219	TRANS-1,2-DICHLOROETHENE	156-60-5	1	U	UG/L
LC34-DPT0745-032.0-20190412	GW	4/12/2019	30	32	TT041219	1,1-DICHLOROETHENE	75-35-4	1	U	UG/L
LC34-DPT0745-032.0-20190412	GW	4/12/2019	30	32	TT041219	VINYL CHLORIDE	75-01-4	1	U	UG/L
LC34-DPT0746-008.0-20190412	GW	4/12/2019	6	8	TT041219	TRANS-1,2-DICHLOROETHENE	156-60-5	1	U	UG/L
LC34-DPT0746-013.0-20190412	GW	4/12/2019	11	13	TT041219	1,1-DICHLOROETHENE	75-35-4	1	U	UG/L
LC34-DPT0746-013.0-20190412	GW	4/12/2019	11	13	TT041219	VINYL CHLORIDE	75-01-4	19		UG/L
LC34-DPT0746-018.0-20190412	GW	4/12/2019	16	18	TT041219	TRANS-1,2-DICHLOROETHENE	156-60-5	5	U	UG/L
LC34-DPT0746-025.0-20190412	GW	4/12/2019	23	25	TT041219	1,1-DICHLOROETHENE	75-35-4	3	U	UG/L
LC34-DPT0746-025.0-20190412	GW	4/12/2019	23	25	TT041219	VINYL CHLORIDE	75-01-4	78		UG/L
LC34-DPT0746-032.0-20190412	GW	4/12/2019	30	32	TT041219	TRANS-1,2-DICHLOROETHENE	156-60-5	1	U	UG/L
LC34-DPT0747-008.0-20190412	GW	4/12/2019	6	8	TT041219	1,1-DICHLOROETHENE	75-35-4	1	U	UG/L
LC34-DPT0747-008.0-20190412	GW	4/12/2019	6	8	TT041219	VINYL CHLORIDE	75-01-4	69		UG/L
LC34-DPT0747-013.0-20190412	GW	4/12/2019	11	13	TT041219	TRANS-1,2-DICHLOROETHENE	156-60-5	1	U	UG/L
LC34-DPT0747-018.0-20190412	GW	4/12/2019	16	18	TT041219	1,1-DICHLOROETHENE	75-35-4	40	U	UG/L
LC34-DPT0747-018.0-20190412	GW	4/12/2019	16	18	TT041219	VINYL CHLORIDE	75-01-4	500		UG/L
LC34-DPT0747-025.0-20190412	GW	4/12/2019	23	25	TT041219	TRANS-1,2-DICHLOROETHENE	156-60-5	3	U	UG/L
LC34-DPT0747-032.0-20190412	GW	4/12/2019	30	32	TT041219	1,1-DICHLOROETHENE	75-35-4	1	U	UG/L
LC34-DPT0747-032.0-20190412	GW	4/12/2019	30	32	TT041219	VINYL CHLORIDE	75-01-4	1	U	UG/L
LC34-DPT0748-008.0-20190412	GW	4/12/2019	6	8	TT041219	TRANS-1,2-DICHLOROETHENE	156-60-5	1	U	UG/L
LC34-DPT0748-013.0-20190412	GW	4/12/2019	11	13	TT041219	1,1-DICHLOROETHENE	75-35-4	1	U	UG/L
LC34-DPT0748-013.0-20190412	GW	4/12/2019	11	13	TT041219	VINYL CHLORIDE	75-01-4	1	U	UG/L
LC34-DPT0748-018.0-20190412	GW	4/12/2019	16	18	TT041219	TRANS-1,2-DICHLOROETHENE	156-60-5	2	U	UG/L
LC34-DPT0748-025.0-20190412	GW	4/12/2019	23	25	TT041219	1,1-DICHLOROETHENE	75-35-4	20	U	UG/L
LC34-DPT0748-025.0-20190412	GW	4/12/2019	23	25	TT041219	VINYL CHLORIDE	75-01-4	860		UG/L
LC34-DPT0748-032.0-20190412	GW	4/12/2019	30	32	TT041219	TRANS-1,2-DICHLOROETHENE	156-60-5	1	U	UG/L
LC34-DPT0768-013.0-20190419	GW	4/19/2019	11	13	TT041219	TRANS-1,2-DICHLOROETHENE	156-60-5	1	U	UG/L
LC34-DPT0768-018.0-20190419	GW	4/19/2019	16	18	TT041219	1,1-DICHLOROETHENE	75-35-4	1	U	UG/L
LC34-DPT0768-018.0-20190419	GW	4/19/2019	16	18	TT041219	VINYL CHLORIDE	75-01-4	700	J	UG/L
LC34-DPT0768-025.0-20190419	GW	4/19/2019	23	25	TT041219	TRANS-1,2-DICHLOROETHENE	156-60-5	1	U	UG/L
LC34-DPT0768-032.0-20190419	GW	4/19/2019	30	32	TT041219	1,1-DICHLOROETHENE	75-35-4	1	U	UG/L
LC34-DPT0768-032.0-20190419	GW	4/19/2019	30	32	TT041219	VINYL CHLORIDE	75-01-4	1	U	UG/L
LC34-DPT0769-008.0-20190419	GW	4/19/2019	6	8	TT041219	TRANS-1,2-DICHLOROETHENE	156-60-5	1	U	UG/L

Sample	Matrix	Sample Date	Top Depth	Bottom Depth	SDG	Parameter	CAS	Lab Result	Lab Qualifier	Units
LC34-DPT0769-013.0-20190419	GW	4/19/2019	11	13	TT041219	1,1-DICHLOROETHENE	75-35-4	1	U	UG/L
LC34-DPT0769-013.0-20190419	GW	4/19/2019	11	13	TT041219	VINYL CHLORIDE	75-01-4	30		UG/L
LC34-DPT0769-018.0-20190419	GW	4/19/2019	16	18	TT041219	TRANS-1,2-DICHLOROETHENE	156-60-5	2	U	UG/L
LC34-DPT0769-025.0-20190419	GW	4/19/2019	23	25	TT041219	1,1-DICHLOROETHENE	75-35-4	10	U	UG/L
LC34-DPT0769-025.0-20190419	GW	4/19/2019	23	25	TT041219	VINYL CHLORIDE	75-01-4	23		UG/L
LC34-DPT0769-032.0-20190419	GW	4/19/2019	30	32	TT041219	TRANS-1,2-DICHLOROETHENE	156-60-5	1	U	UG/L
LC34-DPT0770-008.0-20190419	GW	4/19/2019	6	8	TT041219	1,1-DICHLOROETHENE	75-35-4	1	U	UG/L
LC34-DPT0770-008.0-20190419	GW	4/19/2019	6	8	TT041219	VINYL CHLORIDE	75-01-4	1		UG/L
LC34-DPT0770-013.0-20190419	GW	4/19/2019	11	13	TT041219	TRANS-1,2-DICHLOROETHENE	156-60-5	1	U	UG/L
LC34-DPT0770-018.0-20190419	GW	4/19/2019	16	18	TT041219	1,1-DICHLOROETHENE	75-35-4	1	U	UG/L
LC34-DPT0770-018.0-20190419	GW	4/19/2019	16	18	TT041219	VINYL CHLORIDE	75-01-4	4		UG/L
LC34-DPT0744-008.0-20190409	GW	4/9/2019	6	8	TT041219	1,1-DICHLOROETHENE	75-35-4	1	U	UG/L
LC34-DPT0744-008.0-20190409	GW	4/9/2019	6	8	TT041219	VINYL CHLORIDE	75-01-4	120		UG/L
LC34-DPT0744-013.0-20190409	GW	4/9/2019	11	13	TT041219	TRANS-1,2-DICHLOROETHENE	156-60-5	20	U	UG/L
LC34-DPT0744-018.0-20190409	GW	4/9/2019	16	18	TT041219	1,1-DICHLOROETHENE	75-35-4	10	U	UG/L
LC34-DPT0744-018.0-20190409	GW	4/9/2019	16	18	TT041219	VINYL CHLORIDE	75-01-4	13		UG/L
LC34-DPT0744-025.0-20190409	GW	4/9/2019	23	25	TT041219	TRANS-1,2-DICHLOROETHENE	156-60-5	1	U	UG/L
LC34-DPT0744-032.0-20190409	GW	4/9/2019	30	32	TT041219	1,1-DICHLOROETHENE	75-35-4	1	U	UG/L
LC34-DPT0744-032.0-20190409	GW	4/9/2019	30	32	TT041219	VINYL CHLORIDE	75-01-4	1	U	UG/L
LC34-DPT0745-008.0-20190412	GW	4/12/2019	6	8	TT041219	TRANS-1,2-DICHLOROETHENE	156-60-5	1	U	UG/L
LC34-DPT0745-013.0-20190412	GW	4/12/2019	11	13	TT041219	1,1-DICHLOROETHENE	75-35-4	1	U	UG/L
LC34-DPT0745-013.0-20190412	GW	4/12/2019	11	13	TT041219	VINYL CHLORIDE	75-01-4	60		UG/L
LC34-DPT0745-018.0-20190412	GW	4/12/2019	16	18	TT041219	TRANS-1,2-DICHLOROETHENE	156-60-5	1	U	UG/L
LC34-DPT0745-025.0-20190412	GW	4/12/2019	23	25	TT041219	1,1-DICHLOROETHENE	75-35-4	1	U	UG/L
LC34-DPT0745-025.0-20190412	GW	4/12/2019	23	25	TT041219	VINYL CHLORIDE	75-01-4	66		UG/L
LC34-DPT0745-032.0-20190412	GW	4/12/2019	30	32	TT041219	TRANS-1,2-DICHLOROETHENE	156-60-5	1	U	UG/L
LC34-DPT0746-008.0-20190412	GW	4/12/2019	6	8	TT041219	1,1-DICHLOROETHENE	75-35-4	1	U	UG/L
LC34-DPT0746-008.0-20190412	GW	4/12/2019	6	8	TT041219	VINYL CHLORIDE	75-01-4	12		UG/L
LC34-DPT0746-013.0-20190412	GW	4/12/2019	11	13	TT041219	TRANS-1,2-DICHLOROETHENE	156-60-5	1	U	UG/L
LC34-DPT0746-018.0-20190412	GW	4/12/2019	16	18	TT041219	1,1-DICHLOROETHENE	75-35-4	5	U	UG/L
LC34-DPT0746-018.0-20190412	GW	4/12/2019	16	18	TT041219	VINYL CHLORIDE	75-01-4	280		UG/L
LC34-DPT0746-025.0-20190412	GW	4/12/2019	23	25	TT041219	TRANS-1,2-DICHLOROETHENE	156-60-5	3	U	UG/L
LC34-DPT0746-032.0-20190412	GW	4/12/2019	30	32	TT041219	1,1-DICHLOROETHENE	75-35-4	1	U	UG/L
LC34-DPT0746-032.0-20190412	GW	4/12/2019	30	32	TT041219	VINYL CHLORIDE	75-01-4	1	U	UG/L
LC34-DPT0747-008.0-20190412	GW	4/12/2019	6	8	TT041219	TRANS-1,2-DICHLOROETHENE	156-60-5	1	U	UG/L
LC34-DPT0747-013.0-20190412	GW	4/12/2019	11	13	TT041219	1,1-DICHLOROETHENE	75-35-4	1	U	UG/L
LC34-DPT0747-013.0-20190412	GW	4/12/2019	11	13	TT041219	VINYL CHLORIDE	75-01-4	330		UG/L
LC34-DPT0747-018.0-20190412	GW	4/12/2019	16	18	TT041219	TRANS-1,2-DICHLOROETHENE	156-60-5	40	U	UG/L
LC34-DPT0747-025.0-20190412	GW	4/12/2019	23	25	TT041219	1,1-DICHLOROETHENE	75-35-4	3	U	UG/L
LC34-DPT0747-025.0-20190412	GW	4/12/2019	23	25	TT041219	VINYL CHLORIDE	75-01-4	67		UG/L

Sample	Matrix	Sample Date	Top Depth	Bottom Depth	SDG	Parameter	CAS	Lab Result	Lab Qualifier	Units
LC34-DPT0747-032.0-20190412	GW	4/12/2019	30	32	TT041219	TRANS-1,2-DICHLOROETHENE	156-60-5	1	U	UG/L
LC34-DPT0748-008.0-20190412	GW	4/12/2019	6	8	TT041219	1,1-DICHLOROETHENE	75-35-4	1	U	UG/L
LC34-DPT0748-008.0-20190412	GW	4/12/2019	6	8	TT041219	VINYL CHLORIDE	75-01-4	1	U	UG/L
LC34-DPT0748-013.0-20190412	GW	4/12/2019	11	13	TT041219	TRANS-1,2-DICHLOROETHENE	156-60-5	1	U	UG/L
LC34-DPT0748-018.0-20190412	GW	4/12/2019	16	18	TT041219	1,1-DICHLOROETHENE	75-35-4	2	U	UG/L
LC34-DPT0748-018.0-20190412	GW	4/12/2019	16	18	TT041219	VINYL CHLORIDE	75-01-4	400		UG/L
LC34-DPT0748-025.0-20190412	GW	4/12/2019	23	25	TT041219	TRANS-1,2-DICHLOROETHENE	156-60-5	20	U	UG/L
LC34-DPT0748-032.0-20190412	GW	4/12/2019	30	32	TT041219	1,1-DICHLOROETHENE	75-35-4	1	U	UG/L
LC34-DPT0760-032.0-20190417	GW	4/17/2019	30	32	TT041219	TRICHLOROETHENE	79-01-6	1	U	UG/L
LC34-DPT0761-008.0-20190417	GW	4/17/2019	6	8	TT041219	CIS-1,2-DICHLOROETHENE	156-59-2	1	U	UG/L
LC34-DPT0761-013.0-20190417	GW	4/17/2019	11	13	TT041219	1,1,2-TRICHLOROTRIFLUOROETHANE	76-13-1	1	U	UG/L
LC34-DPT0761-013.0-20190417	GW	4/17/2019	11	13	TT041219	TRICHLOROETHENE	79-01-6	1	U	UG/L
LC34-DPT0761-018.0-20190417	GW	4/17/2019	16	18	TT041219	CIS-1,2-DICHLOROETHENE	156-59-2	1	U	UG/L
LC34-DPT0761-025.0-20190417	GW	4/17/2019	23	25	TT041219	1,1,2-TRICHLOROTRIFLUOROETHANE	76-13-1	3	U	UG/L
LC34-DPT0761-025.0-20190417	GW	4/17/2019	23	25	TT041219	TRICHLOROETHENE	79-01-6	3	U	UG/L
LC34-DPT0761-032.0-20190417	GW	4/17/2019	30	32	TT041219	CIS-1,2-DICHLOROETHENE	156-59-2	1	U	UG/L
LC34-DPT0762-008.0-20190417	GW	4/17/2019	6	8	TT041219	1,1,2-TRICHLOROTRIFLUOROETHANE	76-13-1	1	U	UG/L
LC34-DPT0762-008.0-20190417	GW	4/17/2019	6	8	TT041219	TRICHLOROETHENE	79-01-6	1	U	UG/L
LC34-DPT0762-013.0-20190417	GW	4/17/2019	11	13	TT041219	CIS-1,2-DICHLOROETHENE	156-59-2	1	U	UG/L
LC34-DPT0762-018.0-20190417	GW	4/17/2019	16	18	TT041219	1,1,2-TRICHLOROTRIFLUOROETHANE	76-13-1	1	U	UG/L
LC34-DPT0762-018.0-20190417	GW	4/17/2019	16	18	TT041219	TRICHLOROETHENE	79-01-6	1	U	UG/L
LC34-DPT0762-025.0-20190417	GW	4/17/2019	23	25	TT041219	CIS-1,2-DICHLOROETHENE	156-59-2	4		UG/L
LC34-DPT0762-032.0-20190417	GW	4/17/2019	30	32	TT041219	1,1,2-TRICHLOROTRIFLUOROETHANE	76-13-1	1	U	UG/L
LC34-DPT0762-032.0-20190417	GW	4/17/2019	30	32	TT041219	TRICHLOROETHENE	79-01-6	1	U	UG/L
LC34-DPT0763-008.0-20190418	GW	4/18/2019	6	8	TT041219	CIS-1,2-DICHLOROETHENE	156-59-2	6		UG/L
LC34-DPT0763-013.0-20190418	GW	4/18/2019	11	13	TT041219	1,1,2-TRICHLOROTRIFLUOROETHANE	76-13-1	1	U	UG/L
LC34-DPT0763-013.0-20190418	GW	4/18/2019	11	13	TT041219	TRICHLOROETHENE	79-01-6	1	U	UG/L
LC34-DPT0763-018.0-20190418	GW	4/18/2019	16	18	TT041219	CIS-1,2-DICHLOROETHENE	156-59-2	13		UG/L
LC34-DPT0763-025.0-20190418	GW	4/18/2019	23	25	TT041219	1,1,2-TRICHLOROTRIFLUOROETHANE	76-13-1	40	U	UG/L
LC34-DPT0763-025.0-20190418	GW	4/18/2019	23	25	TT041219	TRICHLOROETHENE	79-01-6	40	U	UG/L
LC34-DPT0763-032.0-20190418	GW	4/18/2019	30	32	TT041219	CIS-1,2-DICHLOROETHENE	156-59-2	7		UG/L
LC34-DPT0764-008.0-20190418	GW	4/18/2019	6	8	TT041219	1,1,2-TRICHLOROTRIFLUOROETHANE	76-13-1	1	U	UG/L
LC34-DPT0764-008.0-20190418	GW	4/18/2019	6	8	TT041219	TRICHLOROETHENE	79-01-6	1	U	UG/L
LC34-DPT0764-013.0-20190418	GW	4/18/2019	11	13	TT041219	CIS-1,2-DICHLOROETHENE	156-59-2	250		UG/L
LC34-DPT0764-018.0-20190418	GW	4/18/2019	16	18	TT041219	1,1,2-TRICHLOROTRIFLUOROETHANE	76-13-1	10	U	UG/L
LC34-DPT0764-018.0-20190418	GW	4/18/2019	16	18	TT041219	TRICHLOROETHENE	79-01-6	10	U	UG/L
LC34-DPT0764-025.0-20190418	GW	4/18/2019	23	25	TT041219	CIS-1,2-DICHLOROETHENE	156-59-2	360		UG/L
LC34-DPT0764-032.0-20190418	GW	4/18/2019	30	32	TT041219	1,1,2-TRICHLOROTRIFLUOROETHANE	76-13-1	1	U	UG/L
LC34-DPT0764-032.0-20190418	GW	4/18/2019	30	32	TT041219	TRICHLOROETHENE	79-01-6	1	U	UG/L
LC34-DPT0765-008.0-20190418	GW	4/18/2019	6	8	TT041219	CIS-1,2-DICHLOROETHENE	156-59-2	6		UG/L

Sample	Matrix	Sample Date	Top Depth	Bottom Depth	SDG	Parameter	CAS	Lab Result	Lab Qualifier	Units
LC34-DPT0765-013.0-20190418	GW	4/18/2019	11	13	TT041219	1,1,2-TRICHLOROTRIFLUOROETHANE	76-13-1	1	U	UG/L
LC34-DPT0765-013.0-20190418	GW	4/18/2019	11	13	TT041219	TRICHLOROETHENE	79-01-6	1	U	UG/L
LC34-DPT0765-018.0-20190418	GW	4/18/2019	16	18	TT041219	CIS-1,2-DICHLOROETHENE	156-59-2	2600		UG/L
LC34-DPT0765-025.0-20190418	GW	4/18/2019	23	25	TT041219	1,1,2-TRICHLOROTRIFLUOROETHANE	76-13-1	1	U	UG/L
LC34-DPT0765-025.0-20190418	GW	4/18/2019	23	25	TT041219	TRICHLOROETHENE	79-01-6	1	U	UG/L
LC34-DPT0765-032.0-20190418	GW	4/18/2019	30	32	TT041219	CIS-1,2-DICHLOROETHENE	156-59-2	2		UG/L
LC34-DPT0766-008.0-20190418	GW	4/18/2019	6	8	TT041219	1,1,2-TRICHLOROTRIFLUOROETHANE	76-13-1	1	U	UG/L
LC34-DPT0766-008.0-20190418	GW	4/18/2019	6	8	TT041219	TRICHLOROETHENE	79-01-6	1	U	UG/L
LC34-DPT0766-013.0-20190418	GW	4/18/2019	11	13	TT041219	CIS-1,2-DICHLOROETHENE	156-59-2	60		UG/L
LC34-DPT0766-018.0-20190418	GW	4/18/2019	16	18	TT041219	1,1,2-TRICHLOROTRIFLUOROETHANE	76-13-1	2	U	UG/L
LC34-DPT0766-018.0-20190418	GW	4/18/2019	16	18	TT041219	TRICHLOROETHENE	79-01-6	2	U	UG/L
LC34-DPT0766-025.0-20190418	GW	4/18/2019	23	25	TT041219	CIS-1,2-DICHLOROETHENE	156-59-2	380		UG/L
LC34-DPT0766-032.0-20190418	GW	4/18/2019	30	32	TT041219	1,1,2-TRICHLOROTRIFLUOROETHANE	76-13-1	1	U	UG/L
LC34-DPT0766-032.0-20190418	GW	4/18/2019	30	32	TT041219	TRICHLOROETHENE	79-01-6	1	U	UG/L
LC34-DPT0767-008.0-20190418	GW	4/18/2019	6	8	TT041219	CIS-1,2-DICHLOROETHENE	156-59-2	11		UG/L
LC34-DPT0767-013.0-20190418	GW	4/18/2019	11	13	TT041219	1,1,2-TRICHLOROTRIFLUOROETHANE	76-13-1	1	U	UG/L
LC34-DPT0767-013.0-20190418	GW	4/18/2019	11	13	TT041219	TRICHLOROETHENE	79-01-6	1	U	UG/L
LC34-DPT0767-018.0-20190418	GW	4/18/2019	16	18	TT041219	CIS-1,2-DICHLOROETHENE	156-59-2	72		UG/L
LC34-DPT0767-025.0-20190418	GW	4/18/2019	23	25	TT041219	1,1,2-TRICHLOROTRIFLUOROETHANE	76-13-1	1	U	UG/L
LC34-DPT0767-025.0-20190418	GW	4/18/2019	23	25	TT041219	TRICHLOROETHENE	79-01-6	1	U	UG/L
LC34-DPT0767-032.0-20190418	GW	4/18/2019	30	32	TT041219	CIS-1,2-DICHLOROETHENE	156-59-2	1	U	UG/L
LC34-DPT0768-008.0-20190419	GW	4/19/2019	6	8	TT041219	1,1,2-TRICHLOROTRIFLUOROETHANE	76-13-1	1	U	UG/L
LC34-DPT0768-008.0-20190419	GW	4/19/2019	6	8	TT041219	TRICHLOROETHENE	79-01-6	1	U	UG/L
LC34-DPT0768-013.0-20190419	GW	4/19/2019	11	13	TT041219	CIS-1,2-DICHLOROETHENE	156-59-2	14		UG/L
LC34-DPT0768-018.0-20190419	GW	4/19/2019	16	18	TT041219	1,1,2-TRICHLOROTRIFLUOROETHANE	76-13-1	1	U	UG/L
LC34-DPT0768-018.0-20190419	GW	4/19/2019	16	18	TT041219	TRICHLOROETHENE	79-01-6	1	U	UG/L
LC34-DPT0768-025.0-20190419	GW	4/19/2019	23	25	TT041219	CIS-1,2-DICHLOROETHENE	156-59-2	45		UG/L
LC34-DPT0768-032.0-20190419	GW	4/19/2019	30	32	TT041219	1,1,2-TRICHLOROTRIFLUOROETHANE	76-13-1	1	U	UG/L
LC34-DPT0768-032.0-20190419	GW	4/19/2019	30	32	TT041219	TRICHLOROETHENE	79-01-6	1	U	UG/L
LC34-DPT0769-008.0-20190419	GW	4/19/2019	6	8	TT041219	CIS-1,2-DICHLOROETHENE	156-59-2	1	U	UG/L
LC34-DPT0769-013.0-20190419	GW	4/19/2019	11	13	TT041219	1,1,2-TRICHLOROTRIFLUOROETHANE	76-13-1	1	U	UG/L
LC34-DPT0769-013.0-20190419	GW	4/19/2019	11	13	TT041219	TRICHLOROETHENE	79-01-6	1	U	UG/L
LC34-DPT0769-018.0-20190419	GW	4/19/2019	16	18	TT041219	CIS-1,2-DICHLOROETHENE	156-59-2	170		UG/L
LC34-DPT0769-025.0-20190419	GW	4/19/2019	23	25	TT041219	1,1,2-TRICHLOROTRIFLUOROETHANE	76-13-1	10	U	UG/L
LC34-DPT0769-025.0-20190419	GW	4/19/2019	23	25	TT041219	TRICHLOROETHENE	79-01-6	10	U	UG/L
LC34-DPT0769-032.0-20190419	GW	4/19/2019	30	32	TT041219	CIS-1,2-DICHLOROETHENE	156-59-2	46		UG/L
LC34-DPT0770-008.0-20190419	GW	4/19/2019	6	8	TT041219	1,1,2-TRICHLOROTRIFLUOROETHANE	76-13-1	1	U	UG/L
LC34-DPT0770-008.0-20190419	GW	4/19/2019	6	8	TT041219	TRICHLOROETHENE	79-01-6	1	U	UG/L
LC34-DPT0770-013.0-20190419	GW	4/19/2019	11	13	TT041219	CIS-1,2-DICHLOROETHENE	156-59-2	2		UG/L
LC34-DPT0770-018.0-20190419	GW	4/19/2019	16	18	TT041219	1,1,2-TRICHLOROTRIFLUOROETHANE	76-13-1	1	U	UG/L

Sample	Matrix	Sample Date	Top Depth	Bottom Depth	SDG	Parameter	CAS	Lab Result	Lab Qualifier	Units
LC34-DPT0744-008.0-20190409	GW	4/9/2019	6	8	TT041219	1,1,2-TRICHLOROTRIFLUOROETHANE	76-13-1	1	U	UG/L
LC34-DPT0744-008.0-20190409	GW	4/9/2019	6	8	TT041219	TRICHLOROETHENE	79-01-6	1	U	UG/L
LC34-DPT0744-013.0-20190409	GW	4/9/2019	11	13	TT041219	CIS-1,2-DICHLOROETHENE	156-59-2	1800		UG/L
LC34-DPT0744-018.0-20190409	GW	4/9/2019	16	18	TT041219	1,1,2-TRICHLOROTRIFLUOROETHANE	76-13-1	10	U	UG/L
LC34-DPT0744-018.0-20190409	GW	4/9/2019	16	18	TT041219	TRICHLOROETHENE	79-01-6	10	U	UG/L
LC34-DPT0744-025.0-20190409	GW	4/9/2019	23	25	TT041219	CIS-1,2-DICHLOROETHENE	156-59-2	40		UG/L
LC34-DPT0744-032.0-20190409	GW	4/9/2019	30	32	TT041219	1,1,2-TRICHLOROTRIFLUOROETHANE	76-13-1	1	U	UG/L
LC34-DPT0744-032.0-20190409	GW	4/9/2019	30	32	TT041219	TRICHLOROETHENE	79-01-6	1	U	UG/L
LC34-DPT0745-008.0-20190412	GW	4/12/2019	6	8	TT041219	CIS-1,2-DICHLOROETHENE	156-59-2	13		UG/L
LC34-DPT0745-013.0-20190412	GW	4/12/2019	11	13	TT041219	1,1,2-TRICHLOROTRIFLUOROETHANE	76-13-1	1	U	UG/L
LC34-DPT0745-013.0-20190412	GW	4/12/2019	11	13	TT041219	TRICHLOROETHENE	79-01-6	1	U	UG/L
LC34-DPT0745-018.0-20190412	GW	4/12/2019	16	18	TT041219	CIS-1,2-DICHLOROETHENE	156-59-2	9		UG/L
LC34-DPT0745-025.0-20190412	GW	4/12/2019	23	25	TT041219	1,1,2-TRICHLOROTRIFLUOROETHANE	76-13-1	1	U	UG/L
LC34-DPT0745-025.0-20190412	GW	4/12/2019	23	25	TT041219	TRICHLOROETHENE	79-01-6	1	U	UG/L
LC34-DPT0745-032.0-20190412	GW	4/12/2019	30	32	TT041219	CIS-1,2-DICHLOROETHENE	156-59-2	1	U	UG/L
LC34-DPT0746-008.0-20190412	GW	4/12/2019	6	8	TT041219	1,1,2-TRICHLOROTRIFLUOROETHANE	76-13-1	1	U	UG/L
LC34-DPT0746-008.0-20190412	GW	4/12/2019	6	8	TT041219	TRICHLOROETHENE	79-01-6	1	U	UG/L
LC34-DPT0746-013.0-20190412	GW	4/12/2019	11	13	TT041219	CIS-1,2-DICHLOROETHENE	156-59-2	1		UG/L
LC34-DPT0746-018.0-20190412	GW	4/12/2019	16	18	TT041219	1,1,2-TRICHLOROTRIFLUOROETHANE	76-13-1	5	U	UG/L
LC34-DPT0746-018.0-20190412	GW	4/12/2019	16	18	TT041219	TRICHLOROETHENE	79-01-6	5	U	UG/L
LC34-DPT0746-025.0-20190412	GW	4/12/2019	23	25	TT041219	CIS-1,2-DICHLOROETHENE	156-59-2	460		UG/L
LC34-DPT0746-032.0-20190412	GW	4/12/2019	30	32	TT041219	1,1,2-TRICHLOROTRIFLUOROETHANE	76-13-1	1	U	UG/L
LC34-DPT0746-032.0-20190412	GW	4/12/2019	30	32	TT041219	TRICHLOROETHENE	79-01-6	1	U	UG/L
LC34-DPT0747-008.0-20190412	GW	4/12/2019	6	8	TT041219	CIS-1,2-DICHLOROETHENE	156-59-2	7		UG/L
LC34-DPT0747-013.0-20190412	GW	4/12/2019	11	13	TT041219	1,1,2-TRICHLOROTRIFLUOROETHANE	76-13-1	1	U	UG/L
LC34-DPT0747-013.0-20190412	GW	4/12/2019	11	13	TT041219	TRICHLOROETHENE	79-01-6	1	U	UG/L
LC34-DPT0747-018.0-20190412	GW	4/12/2019	16	18	TT041219	CIS-1,2-DICHLOROETHENE	156-59-2	1800		UG/L
LC34-DPT0747-025.0-20190412	GW	4/12/2019	23	25	TT041219	1,1,2-TRICHLOROTRIFLUOROETHANE	76-13-1	3	U	UG/L
LC34-DPT0747-025.0-20190412	GW	4/12/2019	23	25	TT041219	TRICHLOROETHENE	79-01-6	3	U	UG/L
LC34-DPT0747-032.0-20190412	GW	4/12/2019	30	32	TT041219	CIS-1,2-DICHLOROETHENE	156-59-2	1	U	UG/L
LC34-DPT0748-008.0-20190412	GW	4/12/2019	6	8	TT041219	1,1,2-TRICHLOROTRIFLUOROETHANE	76-13-1	1	U	UG/L
LC34-DPT0748-008.0-20190412	GW	4/12/2019	6	8	TT041219	TRICHLOROETHENE	79-01-6	1	U	UG/L
LC34-DPT0748-013.0-20190412	GW	4/12/2019	11	13	TT041219	CIS-1,2-DICHLOROETHENE	156-59-2	1	U	UG/L
LC34-DPT0748-018.0-20190412	GW	4/12/2019	16	18	TT041219	1,1,2-TRICHLOROTRIFLUOROETHANE	76-13-1	2	U	UG/L
LC34-DPT0748-018.0-20190412	GW	4/12/2019	16	18	TT041219	TRICHLOROETHENE	79-01-6	2	U	UG/L
LC34-DPT0748-025.0-20190412	GW	4/12/2019	23	25	TT041219	CIS-1,2-DICHLOROETHENE	156-59-2	1800		UG/L
LC34-DPT0749-008.0-20190415	GW	4/15/2019	6	8	TT041219	1,1-DICHLOROETHENE	75-35-4	1	U	UG/L
LC34-DPT0749-008.0-20190415	GW	4/15/2019	6	8	TT041219	VINYL CHLORIDE	75-01-4	1	U	UG/L
LC34-DPT0749-013.0-20190415	GW	4/15/2019	11	13	TT041219	TRANS-1,2-DICHLOROETHENE	156-60-5	1	U	UG/L
LC34-DPT0749-018.0-20190415	GW	4/15/2019	16	18	TT041219	1,1-DICHLOROETHENE	75-35-4	3	U	UG/L

Sample	Matrix	Sample Date	Top Depth	Bottom Depth	SDG	Parameter	CAS	Lab Result	Lab Qualifier	Units
LC34-DPT0749-018.0-20190415	GW	4/15/2019	16	18	TT041219	VINYL CHLORIDE	75-01-4	450		UG/L
LC34-DPT0749-025.0-20190415	GW	4/15/2019	23	25	TT041219	TRANS-1,2-DICHLOROETHENE	156-60-5	4		UG/L
LC34-DPT0749-032.0-20190415	GW	4/15/2019	30	32	TT041219	1,1-DICHLOROETHENE	75-35-4	1	U	UG/L
LC34-DPT0749-032.0-20190415	GW	4/15/2019	30	32	TT041219	VINYL CHLORIDE	75-01-4	1	U	UG/L
LC34-DPT0750-008.0-20190415	GW	4/15/2019	6	8	TT041219	TRANS-1,2-DICHLOROETHENE	156-60-5	1	U	UG/L
LC34-DPT0750-013.0-20190415	GW	4/15/2019	11	13	TT041219	1,1-DICHLOROETHENE	75-35-4	2	U	UG/L
LC34-DPT0750-013.0-20190415	GW	4/15/2019	11	13	TT041219	VINYL CHLORIDE	75-01-4	77		UG/L
LC34-DPT0750-018.0-20190415	GW	4/15/2019	16	18	TT041219	TRANS-1,2-DICHLOROETHENE	156-60-5	10	U	UG/L
LC34-DPT0750-025.0-20190415	GW	4/15/2019	23	25	TT041219	1,1-DICHLOROETHENE	75-35-4	3	U	UG/L
LC34-DPT0750-025.0-20190415	GW	4/15/2019	23	25	TT041219	VINYL CHLORIDE	75-01-4	65		UG/L
LC34-DPT0750-032.0-20190415	GW	4/15/2019	30	32	TT041219	TRANS-1,2-DICHLOROETHENE	156-60-5	1	U	UG/L
LC34-DPT0751-008.0-20190415	GW	4/15/2019	6	8	TT041219	1,1-DICHLOROETHENE	75-35-4	1	U	UG/L
LC34-DPT0751-008.0-20190415	GW	4/15/2019	6	8	TT041219	VINYL CHLORIDE	75-01-4	1	U	UG/L
LC34-DPT0751-013.0-20190415	GW	4/15/2019	11	13	TT041219	TRANS-1,2-DICHLOROETHENE	156-60-5	1	U	UG/L
LC34-DPT0751-018.0-20190415	GW	4/15/2019	16	18	TT041219	1,1-DICHLOROETHENE	75-35-4	2	U	UG/L
LC34-DPT0751-018.0-20190415	GW	4/15/2019	16	18	TT041219	VINYL CHLORIDE	75-01-4	500	J	UG/L
LC34-DPT0751-025.0-20190415	GW	4/15/2019	23	25	TT041219	TRANS-1,2-DICHLOROETHENE	156-60-5	1	U	UG/L
LC34-DPT0751-032.0-20190415	GW	4/15/2019	30	32	TT041219	1,1-DICHLOROETHENE	75-35-4	1	U	UG/L
LC34-DPT0751-032.0-20190415	GW	4/15/2019	30	32	TT041219	VINYL CHLORIDE	75-01-4	1	U	UG/L
LC34-DPT0752-008.0-20190415	GW	4/15/2019	6	8	TT041219	TRANS-1,2-DICHLOROETHENE	156-60-5	1	U	UG/L
LC34-DPT0752-013.0-20190415	GW	4/15/2019	11	13	TT041219	1,1-DICHLOROETHENE	75-35-4	1	U	UG/L
LC34-DPT0752-013.0-20190415	GW	4/15/2019	11	13	TT041219	VINYL CHLORIDE	75-01-4	2		UG/L
LC34-DPT0752-018.0-20190415	GW	4/15/2019	16	18	TT041219	TRANS-1,2-DICHLOROETHENE	156-60-5	2	U	UG/L
LC34-DPT0752-025.0-20190415	GW	4/15/2019	23	25	TT041219	1,1-DICHLOROETHENE	75-35-4	2	U	UG/L
LC34-DPT0752-025.0-20190415	GW	4/15/2019	23	25	TT041219	VINYL CHLORIDE	75-01-4	140		UG/L
LC34-DPT0752-032.0-20190415	GW	4/15/2019	30	32	TT041219	TRANS-1,2-DICHLOROETHENE	156-60-5	1	U	UG/L
LC34-DPT0753-008.0-20190416	GW	4/16/2019	6	8	TT041219	1,1-DICHLOROETHENE	75-35-4	1	U	UG/L
LC34-DPT0753-008.0-20190416	GW	4/16/2019	6	8	TT041219	VINYL CHLORIDE	75-01-4	1	U	UG/L
LC34-DPT0753-013.0-20190416	GW	4/16/2019	11	13	TT041219	TRANS-1,2-DICHLOROETHENE	156-60-5	1	U	UG/L
LC34-DPT0753-018.0-20190416	GW	4/16/2019	16	18	TT041219	1,1-DICHLOROETHENE	75-35-4	1	U	UG/L
LC34-DPT0753-018.0-20190416	GW	4/16/2019	16	18	TT041219	VINYL CHLORIDE	75-01-4	14		UG/L
LC34-DPT0753-025.0-20190416	GW	4/16/2019	23	25	TT041219	TRANS-1,2-DICHLOROETHENE	156-60-5	1	U	UG/L
LC34-IW0126-024.0-20190417	GW	4/17/2019	22	24	TT041219	CIS-1,2-DICHLOROETHENE	156-59-2	2		UG/L
LC34-IW0127-024.0-20190417	GW	4/17/2019	22	24	TT041219	1,1,2-TRICHLOROTRIFLUOROETHANE	76-13-1	1	U	UG/L
LC34-IW0127-024.0-20190417	GW	4/17/2019	22	24	TT041219	TRICHLOROETHENE	79-01-6	1	U	UG/L
LC34-IW0128-018.0-20190417	GW	4/17/2019	16	18	TT041219	CIS-1,2-DICHLOROETHENE	156-59-2	4		UG/L
LC34-IW0108-024.0-20190417	GW	4/17/2019	22	24	TT041219	1,1,2-TRICHLOROTRIFLUOROETHANE	76-13-1	1	U	UG/L
LC34-IW0108-024.0-20190417	GW	4/17/2019	22	24	TT041219	TRICHLOROETHENE	79-01-6	1	U	UG/L
LC34-IW0129-018.0-20190417	GW	4/17/2019	16	18	TT041219	CIS-1,2-DICHLOROETHENE	156-59-2	1	U	UG/L
LC34-IW0130-024.0-20190417	GW	4/17/2019	22	24	TT041219	1,1,2-TRICHLOROTRIFLUOROETHANE	76-13-1	1	U	UG/L

Sample	Matrix	Sample Date	Top Depth	Bottom Depth	SDG	Parameter	CAS	Lab Result	Lab Qualifier	Units
LC34-IW0130-024.0-20190417	GW	4/17/2019	22	24	TT041219	TRICHLOROETHENE	79-01-6	1	U	UG/L
LC34-DPT0753-032.0-20190416	GW	4/16/2019	30	32	TT041219	1,1-DICHLOROETHENE	75-35-4	1	U	UG/L
LC34-DPT0753-032.0-20190416	GW	4/16/2019	30	32	TT041219	VINYL CHLORIDE	75-01-4	1	U	UG/L
LC34-DPT0754-008.0-20190416	GW	4/16/2019	6	8	TT041219	TRANS-1,2-DICHLOROETHENE	156-60-5	1	U	UG/L
LC34-DPT0754-013.0-20190416	GW	4/16/2019	11	13	TT041219	1,1-DICHLOROETHENE	75-35-4	1	U	UG/L
LC34-DPT0754-013.0-20190416	GW	4/16/2019	11	13	TT041219	VINYL CHLORIDE	75-01-4	2		UG/L
LC34-DPT0754-018.0-20190416	GW	4/16/2019	16	18	TT041219	TRANS-1,2-DICHLOROETHENE	156-60-5	1	U	UG/L
LC34-DPT0754-025.0-20190416	GW	4/16/2019	23	25	TT041219	1,1-DICHLOROETHENE	75-35-4	1	U	UG/L
LC34-DPT0754-025.0-20190416	GW	4/16/2019	23	25	TT041219	VINYL CHLORIDE	75-01-4	2		UG/L
LC34-DPT0754-032.0-20190416	GW	4/16/2019	30	32	TT041219	TRANS-1,2-DICHLOROETHENE	156-60-5	1	U	UG/L
LC34-DPT0755-008.0-20190416	GW	4/16/2019	6	8	TT041219	1,1-DICHLOROETHENE	75-35-4	1	U	UG/L
LC34-DPT0748-032.0-20190412	GW	4/12/2019	30	32	TT041219	VINYL CHLORIDE	75-01-4	1	U	UG/L
LC34-DPT0749-008.0-20190415	GW	4/15/2019	6	8	TT041219	TRANS-1,2-DICHLOROETHENE	156-60-5	1	U	UG/L
LC34-DPT0749-013.0-20190415	GW	4/15/2019	11	13	TT041219	1,1-DICHLOROETHENE	75-35-4	1	U	UG/L
LC34-DPT0749-013.0-20190415	GW	4/15/2019	11	13	TT041219	VINYL CHLORIDE	75-01-4	240		UG/L
LC34-DPT0749-018.0-20190415	GW	4/15/2019	16	18	TT041219	TRANS-1,2-DICHLOROETHENE	156-60-5	3	U	UG/L
LC34-DPT0749-025.0-20190415	GW	4/15/2019	23	25	TT041219	1,1-DICHLOROETHENE	75-35-4	2	U	UG/L
LC34-DPT0749-025.0-20190415	GW	4/15/2019	23	25	TT041219	VINYL CHLORIDE	75-01-4	67		UG/L
LC34-DPT0749-032.0-20190415	GW	4/15/2019	30	32	TT041219	TRANS-1,2-DICHLOROETHENE	156-60-5	1	U	UG/L
LC34-DPT0750-008.0-20190415	GW	4/15/2019	6	8	TT041219	1,1-DICHLOROETHENE	75-35-4	1	U	UG/L
LC34-DPT0750-008.0-20190415	GW	4/15/2019	6	8	TT041219	VINYL CHLORIDE	75-01-4	1	U	UG/L
LC34-DPT0750-013.0-20190415	GW	4/15/2019	11	13	TT041219	TRANS-1,2-DICHLOROETHENE	156-60-5	2	U	UG/L
LC34-DPT0750-018.0-20190415	GW	4/15/2019	16	18	TT041219	1,1-DICHLOROETHENE	75-35-4	10	U	UG/L
LC34-DPT0750-018.0-20190415	GW	4/15/2019	16	18	TT041219	VINYL CHLORIDE	75-01-4	800		UG/L
LC34-DPT0750-025.0-20190415	GW	4/15/2019	23	25	TT041219	TRANS-1,2-DICHLOROETHENE	156-60-5	3	U	UG/L
LC34-DPT0750-032.0-20190415	GW	4/15/2019	30	32	TT041219	1,1-DICHLOROETHENE	75-35-4	1	U	UG/L
LC34-DPT0750-032.0-20190415	GW	4/15/2019	30	32	TT041219	VINYL CHLORIDE	75-01-4	1	U	UG/L
LC34-DPT0751-008.0-20190415	GW	4/15/2019	6	8	TT041219	TRANS-1,2-DICHLOROETHENE	156-60-5	1	U	UG/L
LC34-DPT0751-013.0-20190415	GW	4/15/2019	11	13	TT041219	1,1-DICHLOROETHENE	75-35-4	1	U	UG/L
LC34-DPT0751-013.0-20190415	GW	4/15/2019	11	13	TT041219	VINYL CHLORIDE	75-01-4	20		UG/L
LC34-DPT0751-018.0-20190415	GW	4/15/2019	16	18	TT041219	TRANS-1,2-DICHLOROETHENE	156-60-5	2	U	UG/L
LC34-DPT0751-025.0-20190415	GW	4/15/2019	23	25	TT041219	1,1-DICHLOROETHENE	75-35-4	1	U	UG/L
LC34-DPT0751-025.0-20190415	GW	4/15/2019	23	25	TT041219	VINYL CHLORIDE	75-01-4	120		UG/L
LC34-DPT0751-032.0-20190415	GW	4/15/2019	30	32	TT041219	TRANS-1,2-DICHLOROETHENE	156-60-5	1	U	UG/L
LC34-DPT0752-008.0-20190415	GW	4/15/2019	6	8	TT041219	1,1-DICHLOROETHENE	75-35-4	1	U	UG/L
LC34-DPT0752-008.0-20190415	GW	4/15/2019	6	8	TT041219	VINYL CHLORIDE	75-01-4	1	U	UG/L
LC34-DPT0752-013.0-20190415	GW	4/15/2019	11	13	TT041219	TRANS-1,2-DICHLOROETHENE	156-60-5	1	U	UG/L
LC34-DPT0752-018.0-20190415	GW	4/15/2019	16	18	TT041219	1,1-DICHLOROETHENE	75-35-4	2	U	UG/L
LC34-DPT0752-018.0-20190415	GW	4/15/2019	16	18	TT041219	VINYL CHLORIDE	75-01-4	140		UG/L
LC34-DPT0752-025.0-20190415	GW	4/15/2019	23	25	TT041219	TRANS-1,2-DICHLOROETHENE	156-60-5	2	U	UG/L

Sample	Matrix	Sample Date	Top Depth	Bottom Depth	SDG	Parameter	CAS	Lab Result	Lab Qualifier	Units
LC34-DPT0752-032.0-20190415	GW	4/15/2019	30	32	TT041219	1,1-DICHLOROETHENE	75-35-4	1	U	UG/L
LC34-DPT0752-032.0-20190415	GW	4/15/2019	30	32	TT041219	VINYL CHLORIDE	75-01-4	1	U	UG/L
LC34-DPT0753-008.0-20190416	GW	4/16/2019	6	8	TT041219	TRANS-1,2-DICHLOROETHENE	156-60-5	1	U	UG/L
LC34-DPT0753-013.0-20190416	GW	4/16/2019	11	13	TT041219	1,1-DICHLOROETHENE	75-35-4	1	U	UG/L
LC34-DPT0753-013.0-20190416	GW	4/16/2019	11	13	TT041219	VINYL CHLORIDE	75-01-4	3		UG/L
LC34-DPT0753-018.0-20190416	GW	4/16/2019	16	18	TT041219	TRANS-1,2-DICHLOROETHENE	156-60-5	1	U	UG/L
LC34-DPT0753-025.0-20190416	GW	4/16/2019	23	25	TT041219	1,1-DICHLOROETHENE	75-35-4	1	U	UG/L
LC34-IW0126-024.0-20190417	GW	4/17/2019	22	24	TT041219	1,1,2-TRICHLOROTRIFLUOROETHANE	76-13-1	1	U	UG/L
LC34-IW0126-024.0-20190417	GW	4/17/2019	22	24	TT041219	TRICHLOROETHENE	79-01-6	1	U	UG/L
LC34-IW0127-024.0-20190417	GW	4/17/2019	22	24	TT041219	CIS-1,2-DICHLOROETHENE	156-59-2	4		UG/L
LC34-IW0128-018.0-20190417	GW	4/17/2019	16	18	TT041219	1,1,2-TRICHLOROTRIFLUOROETHANE	76-13-1	1	U	UG/L
LC34-IW0128-018.0-20190417	GW	4/17/2019	16	18	TT041219	TRICHLOROETHENE	79-01-6	1	U	UG/L
LC34-IW0108-024.0-20190417	GW	4/17/2019	22	24	TT041219	CIS-1,2-DICHLOROETHENE	156-59-2	1		UG/L
LC34-IW0129-018.0-20190417	GW	4/17/2019	16	18	TT041219	1,1,2-TRICHLOROTRIFLUOROETHANE	76-13-1	1	U	UG/L
LC34-IW0129-018.0-20190417	GW	4/17/2019	16	18	TT041219	TRICHLOROETHENE	79-01-6	1	U	UG/L
LC34-IW0130-024.0-20190417	GW	4/17/2019	22	24	TT041219	CIS-1,2-DICHLOROETHENE	156-59-2	1		UG/L
LC34-DPT0753-025.0-20190416	GW	4/16/2019	23	25	TT041219	VINYL CHLORIDE	75-01-4	6		UG/L
LC34-DPT0753-032.0-20190416	GW	4/16/2019	30	32	TT041219	TRANS-1,2-DICHLOROETHENE	156-60-5	1	U	UG/L
LC34-DPT0754-008.0-20190416	GW	4/16/2019	6	8	TT041219	1,1-DICHLOROETHENE	75-35-4	1	U	UG/L
LC34-DPT0754-008.0-20190416	GW	4/16/2019	6	8	TT041219	VINYL CHLORIDE	75-01-4	1		UG/L
LC34-DPT0754-013.0-20190416	GW	4/16/2019	11	13	TT041219	TRANS-1,2-DICHLOROETHENE	156-60-5	1	U	UG/L
LC34-DPT0754-018.0-20190416	GW	4/16/2019	16	18	TT041219	1,1-DICHLOROETHENE	75-35-4	1	U	UG/L
LC34-DPT0754-018.0-20190416	GW	4/16/2019	16	18	TT041219	VINYL CHLORIDE	75-01-4	10		UG/L
LC34-DPT0754-025.0-20190416	GW	4/16/2019	23	25	TT041219	TRANS-1,2-DICHLOROETHENE	156-60-5	1	U	UG/L
LC34-DPT0754-032.0-20190416	GW	4/16/2019	30	32	TT041219	1,1-DICHLOROETHENE	75-35-4	1	U	UG/L
LC34-DPT0754-032.0-20190416	GW	4/16/2019	30	32	TT041219	VINYL CHLORIDE	75-01-4	1	U	UG/L
LC34-DPT0748-032.0-20190412	GW	4/12/2019	30	32	TT041219	1,1,2-TRICHLOROTRIFLUOROETHANE	76-13-1	1	U	UG/L
LC34-DPT0748-032.0-20190412	GW	4/12/2019	30	32	TT041219	TRICHLOROETHENE	79-01-6	1	U	UG/L
LC34-DPT0749-008.0-20190415	GW	4/15/2019	6	8	TT041219	CIS-1,2-DICHLOROETHENE	156-59-2	1	U	UG/L
LC34-DPT0749-013.0-20190415	GW	4/15/2019	11	13	TT041219	1,1,2-TRICHLOROTRIFLUOROETHANE	76-13-1	1	U	UG/L
LC34-DPT0749-013.0-20190415	GW	4/15/2019	11	13	TT041219	TRICHLOROETHENE	79-01-6	1	U	UG/L
LC34-DPT0749-018.0-20190415	GW	4/15/2019	16	18	TT041219	CIS-1,2-DICHLOROETHENE	156-59-2	790		UG/L
LC34-DPT0749-025.0-20190415	GW	4/15/2019	23	25	TT041219	1,1,2-TRICHLOROTRIFLUOROETHANE	76-13-1	2	U	UG/L
LC34-DPT0749-025.0-20190415	GW	4/15/2019	23	25	TT041219	TRICHLOROETHENE	79-01-6	2	U	UG/L
LC34-DPT0749-032.0-20190415	GW	4/15/2019	30	32	TT041219	CIS-1,2-DICHLOROETHENE	156-59-2	1	U	UG/L
LC34-DPT0750-008.0-20190415	GW	4/15/2019	6	8	TT041219	1,1,2-TRICHLOROTRIFLUOROETHANE	76-13-1	1	U	UG/L
LC34-DPT0750-008.0-20190415	GW	4/15/2019	6	8	TT041219	TRICHLOROETHENE	79-01-6	1	U	UG/L
LC34-DPT0750-013.0-20190415	GW	4/15/2019	11	13	TT041219	CIS-1,2-DICHLOROETHENE	156-59-2	9		UG/L
LC34-DPT0750-018.0-20190415	GW	4/15/2019	16	18	TT041219	1,1,2-TRICHLOROTRIFLUOROETHANE	76-13-1	10	U	UG/L
LC34-DPT0750-018.0-20190415	GW	4/15/2019	16	18	TT041219	TRICHLOROETHENE	79-01-6	10	U	UG/L

Sample	Matrix	Sample Date	Top Depth	Bottom Depth	SDG	Parameter	CAS	Lab Result	Lab Qualifier	Units
LC34-DPT0750-025.0-20190415	GW	4/15/2019	23	25	TT041219	CIS-1,2-DICHLOROETHENE	156-59-2	530		UG/L
LC34-DPT0750-032.0-20190415	GW	4/15/2019	30	32	TT041219	1,1,2-TRICHLOROTRIFLUOROETHANE	76-13-1	1	U	UG/L
LC34-DPT0750-032.0-20190415	GW	4/15/2019	30	32	TT041219	TRICHLOROETHENE	79-01-6	1	U	UG/L
LC34-DPT0751-008.0-20190415	GW	4/15/2019	6	8	TT041219	CIS-1,2-DICHLOROETHENE	156-59-2	1	U	UG/L
LC34-DPT0751-013.0-20190415	GW	4/15/2019	11	13	TT041219	1,1,2-TRICHLOROTRIFLUOROETHANE	76-13-1	1	U	UG/L
LC34-DPT0751-013.0-20190415	GW	4/15/2019	11	13	TT041219	TRICHLOROETHENE	79-01-6	1	U	UG/L
LC34-DPT0751-018.0-20190415	GW	4/15/2019	16	18	TT041219	CIS-1,2-DICHLOROETHENE	156-59-2	88		UG/L
LC34-DPT0751-025.0-20190415	GW	4/15/2019	23	25	TT041219	1,1,2-TRICHLOROTRIFLUOROETHANE	76-13-1	1	U	UG/L
LC34-DPT0751-025.0-20190415	GW	4/15/2019	23	25	TT041219	TRICHLOROETHENE	79-01-6	1	U	UG/L
LC34-DPT0751-032.0-20190415	GW	4/15/2019	30	32	TT041219	CIS-1,2-DICHLOROETHENE	156-59-2	1	U	UG/L
LC34-DPT0752-008.0-20190415	GW	4/15/2019	6	8	TT041219	1,1,2-TRICHLOROTRIFLUOROETHANE	76-13-1	1	U	UG/L
LC34-DPT0752-008.0-20190415	GW	4/15/2019	6	8	TT041219	TRICHLOROETHENE	79-01-6	1	U	UG/L
LC34-DPT0752-013.0-20190415	GW	4/15/2019	11	13	TT041219	CIS-1,2-DICHLOROETHENE	156-59-2	1	U	UG/L
LC34-DPT0752-018.0-20190415	GW	4/15/2019	16	18	TT041219	1,1,2-TRICHLOROTRIFLUOROETHANE	76-13-1	2	U	UG/L
LC34-DPT0752-018.0-20190415	GW	4/15/2019	16	18	TT041219	TRICHLOROETHENE	79-01-6	2	U	UG/L
LC34-DPT0752-025.0-20190415	GW	4/15/2019	23	25	TT041219	CIS-1,2-DICHLOROETHENE	156-59-2	71		UG/L
LC34-DPT0752-032.0-20190415	GW	4/15/2019	30	32	TT041219	1,1,2-TRICHLOROTRIFLUOROETHANE	76-13-1	1	U	UG/L
LC34-DPT0752-032.0-20190415	GW	4/15/2019	30	32	TT041219	TRICHLOROETHENE	79-01-6	1	U	UG/L
LC34-DPT0753-008.0-20190416	GW	4/16/2019	6	8	TT041219	CIS-1,2-DICHLOROETHENE	156-59-2	1	U	UG/L
LC34-DPT0753-013.0-20190416	GW	4/16/2019	11	13	TT041219	1,1,2-TRICHLOROTRIFLUOROETHANE	76-13-1	1	U	UG/L
LC34-DPT0753-013.0-20190416	GW	4/16/2019	11	13	TT041219	TRICHLOROETHENE	79-01-6	1	U	UG/L
LC34-DPT0753-018.0-20190416	GW	4/16/2019	16	18	TT041219	CIS-1,2-DICHLOROETHENE	156-59-2	2		UG/L
LC34-IW0126-024.0-20190417	GW	4/17/2019	22	24	TT041219	TRANS-1,2-DICHLOROETHENE	156-60-5	1	U	UG/L
LC34-IW0127-024.0-20190417	GW	4/17/2019	22	24	TT041219	1,1-DICHLOROETHENE	75-35-4	1	U	UG/L
LC34-IW0127-024.0-20190417	GW	4/17/2019	22	24	TT041219	VINYL CHLORIDE	75-01-4	1	U	UG/L
LC34-IW0128-018.0-20190417	GW	4/17/2019	16	18	TT041219	TRANS-1,2-DICHLOROETHENE	156-60-5	1	U	UG/L
LC34-IW0108-024.0-20190417	GW	4/17/2019	22	24	TT041219	1,1-DICHLOROETHENE	75-35-4	1	U	UG/L
LC34-IW0108-024.0-20190417	GW	4/17/2019	22	24	TT041219	VINYL CHLORIDE	75-01-4	3		UG/L
LC34-IW0129-018.0-20190417	GW	4/17/2019	16	18	TT041219	TRANS-1,2-DICHLOROETHENE	156-60-5	1	U	UG/L
LC34-IW0130-024.0-20190417	GW	4/17/2019	22	24	TT041219	1,1-DICHLOROETHENE	75-35-4	1	U	UG/L
LC34-IW0130-024.0-20190417	GW	4/17/2019	22	24	TT041219	VINYL CHLORIDE	75-01-4	4		UG/L
LC34-DPT0753-025.0-20190416	GW	4/16/2019	23	25	TT041219	1,1,2-TRICHLOROTRIFLUOROETHANE	76-13-1	1	U	UG/L
LC34-DPT0753-025.0-20190416	GW	4/16/2019	23	25	TT041219	TRICHLOROETHENE	79-01-6	1	U	UG/L
LC34-DPT0753-032.0-20190416	GW	4/16/2019	30	32	TT041219	CIS-1,2-DICHLOROETHENE	156-59-2	1	U	UG/L
LC34-DPT0754-008.0-20190416	GW	4/16/2019	6	8	TT041219	1,1,2-TRICHLOROTRIFLUOROETHANE	76-13-1	1	U	UG/L
LC34-DPT0754-008.0-20190416	GW	4/16/2019	6	8	TT041219	TRICHLOROETHENE	79-01-6	1	U	UG/L
LC34-DPT0754-013.0-20190416	GW	4/16/2019	11	13	TT041219	CIS-1,2-DICHLOROETHENE	156-59-2	1	U	UG/L
LC34-DPT0754-018.0-20190416	GW	4/16/2019	16	18	TT041219	1,1,2-TRICHLOROTRIFLUOROETHANE	76-13-1	1	U	UG/L
LC34-DPT0754-018.0-20190416	GW	4/16/2019	16	18	TT041219	TRICHLOROETHENE	79-01-6	1	U	UG/L
LC34-DPT0754-025.0-20190416	GW	4/16/2019	23	25	TT041219	CIS-1,2-DICHLOROETHENE	156-59-2	13		UG/L

Sample	Matrix	Sample Date	Top Depth	Bottom Depth	SDG	Parameter	CAS	Lab Result	Lab Qualifier	Units
LC34-DPT0749-008.0-20190415	GW	4/15/2019	6	8	TT041219	1,1,2-TRICHLOROTRIFLUOROETHANE	76-13-1	1	U	UG/L
LC34-DPT0749-008.0-20190415	GW	4/15/2019	6	8	TT041219	TRICHLOROETHENE	79-01-6	1	U	UG/L
LC34-DPT0749-013.0-20190415	GW	4/15/2019	11	13	TT041219	CIS-1,2-DICHLOROETHENE	156-59-2	44		UG/L
LC34-DPT0749-018.0-20190415	GW	4/15/2019	16	18	TT041219	1,1,2-TRICHLOROTRIFLUOROETHANE	76-13-1	3	U	UG/L
LC34-DPT0749-018.0-20190415	GW	4/15/2019	16	18	TT041219	TRICHLOROETHENE	79-01-6	3	U	UG/L
LC34-DPT0749-025.0-20190415	GW	4/15/2019	23	25	TT041219	CIS-1,2-DICHLOROETHENE	156-59-2	520		UG/L
LC34-DPT0749-032.0-20190415	GW	4/15/2019	30	32	TT041219	1,1,2-TRICHLOROTRIFLUOROETHANE	76-13-1	1	U	UG/L
LC34-DPT0749-032.0-20190415	GW	4/15/2019	30	32	TT041219	TRICHLOROETHENE	79-01-6	1	U	UG/L
LC34-DPT0750-008.0-20190415	GW	4/15/2019	6	8	TT041219	CIS-1,2-DICHLOROETHENE	156-59-2	1	U	UG/L
LC34-DPT0750-013.0-20190415	GW	4/15/2019	11	13	TT041219	1,1,2-TRICHLOROTRIFLUOROETHANE	76-13-1	2	U	UG/L
LC34-DPT0750-013.0-20190415	GW	4/15/2019	11	13	TT041219	TRICHLOROETHENE	79-01-6	2	U	UG/L
LC34-DPT0750-018.0-20190415	GW	4/15/2019	16	18	TT041219	CIS-1,2-DICHLOROETHENE	156-59-2	540		UG/L
LC34-DPT0750-025.0-20190415	GW	4/15/2019	23	25	TT041219	1,1,2-TRICHLOROTRIFLUOROETHANE	76-13-1	3	U	UG/L
LC34-DPT0750-025.0-20190415	GW	4/15/2019	23	25	TT041219	TRICHLOROETHENE	79-01-6	3	U	UG/L
LC34-DPT0750-032.0-20190415	GW	4/15/2019	30	32	TT041219	CIS-1,2-DICHLOROETHENE	156-59-2	1	U	UG/L
LC34-DPT0751-008.0-20190415	GW	4/15/2019	6	8	TT041219	1,1,2-TRICHLOROTRIFLUOROETHANE	76-13-1	1	U	UG/L
LC34-DPT0751-008.0-20190415	GW	4/15/2019	6	8	TT041219	TRICHLOROETHENE	79-01-6	1	U	UG/L
LC34-DPT0751-013.0-20190415	GW	4/15/2019	11	13	TT041219	CIS-1,2-DICHLOROETHENE	156-59-2	2		UG/L
LC34-DPT0751-018.0-20190415	GW	4/15/2019	16	18	TT041219	1,1,2-TRICHLOROTRIFLUOROETHANE	76-13-1	2	U	UG/L
LC34-DPT0751-018.0-20190415	GW	4/15/2019	16	18	TT041219	TRICHLOROETHENE	79-01-6	2	U	UG/L
LC34-DPT0751-025.0-20190415	GW	4/15/2019	23	25	TT041219	CIS-1,2-DICHLOROETHENE	156-59-2	180		UG/L
LC34-DPT0751-032.0-20190415	GW	4/15/2019	30	32	TT041219	1,1,2-TRICHLOROTRIFLUOROETHANE	76-13-1	1	U	UG/L
LC34-DPT0751-032.0-20190415	GW	4/15/2019	30	32	TT041219	TRICHLOROETHENE	79-01-6	1	U	UG/L
LC34-DPT0752-008.0-20190415	GW	4/15/2019	6	8	TT041219	CIS-1,2-DICHLOROETHENE	156-59-2	1	U	UG/L
LC34-DPT0752-013.0-20190415	GW	4/15/2019	11	13	TT041219	1,1,2-TRICHLOROTRIFLUOROETHANE	76-13-1	1	U	UG/L
LC34-DPT0752-013.0-20190415	GW	4/15/2019	11	13	TT041219	TRICHLOROETHENE	79-01-6	1	U	UG/L
LC34-DPT0752-018.0-20190415	GW	4/15/2019	16	18	TT041219	CIS-1,2-DICHLOROETHENE	156-59-2	11		UG/L
LC34-DPT0752-025.0-20190415	GW	4/15/2019	23	25	TT041219	1,1,2-TRICHLOROTRIFLUOROETHANE	76-13-1	2	U	UG/L
LC34-DPT0752-025.0-20190415	GW	4/15/2019	23	25	TT041219	TRICHLOROETHENE	79-01-6	2	U	UG/L
LC34-DPT0752-032.0-20190415	GW	4/15/2019	30	32	TT041219	CIS-1,2-DICHLOROETHENE	156-59-2	1	U	UG/L
LC34-DPT0753-008.0-20190416	GW	4/16/2019	6	8	TT041219	1,1,2-TRICHLOROTRIFLUOROETHANE	76-13-1	1	U	UG/L
LC34-DPT0753-008.0-20190416	GW	4/16/2019	6	8	TT041219	TRICHLOROETHENE	79-01-6	1	U	UG/L
LC34-DPT0753-013.0-20190416	GW	4/16/2019	11	13	TT041219	CIS-1,2-DICHLOROETHENE	156-59-2	1	U	UG/L
LC34-DPT0753-018.0-20190416	GW	4/16/2019	16	18	TT041219	1,1,2-TRICHLOROTRIFLUOROETHANE	76-13-1	1	U	UG/L
LC34-IW0126-024.0-20190417	GW	4/17/2019	22	24	TT041219	1,1-DICHLOROETHENE	75-35-4	1	U	UG/L
LC34-IW0126-024.0-20190417	GW	4/17/2019	22	24	TT041219	VINYL CHLORIDE	75-01-4	1	U	UG/L
LC34-IW0127-024.0-20190417	GW	4/17/2019	22	24	TT041219	TRANS-1,2-DICHLOROETHENE	156-60-5	1	U	UG/L
LC34-IW0128-018.0-20190417	GW	4/17/2019	16	18	TT041219	1,1-DICHLOROETHENE	75-35-4	1	U	UG/L
LC34-IW0128-018.0-20190417	GW	4/17/2019	16	18	TT041219	VINYL CHLORIDE	75-01-4	33		UG/L
LC34-IW0108-024.0-20190417	GW	4/17/2019	22	24	TT041219	TRANS-1,2-DICHLOROETHENE	156-60-5	1	U	UG/L

Sample	Matrix	Sample Date	Top Depth	Bottom Depth	SDG	Parameter	CAS	Lab Result	Lab Qualifier	Units
LC34-IW0129-018.0-20190417	GW	4/17/2019	16	18	TT041219	1,1-DICHLOROETHENE	75-35-4	1	U	UG/L
LC34-IW0129-018.0-20190417	GW	4/17/2019	16	18	TT041219	VINYL CHLORIDE	75-01-4	2		UG/L
LC34-IW0130-024.0-20190417	GW	4/17/2019	22	24	TT041219	TRANS-1,2-DICHLOROETHENE	156-60-5	1	U	UG/L
LC34-DPT0753-018.0-20190416	GW	4/16/2019	16	18	TT041219	TRICHLOROETHENE	79-01-6	1	U	UG/L
LC34-DPT0753-025.0-20190416	GW	4/16/2019	23	25	TT041219	CIS-1,2-DICHLOROETHENE	156-59-2	15		UG/L
LC34-DPT0753-032.0-20190416	GW	4/16/2019	30	32	TT041219	1,1,2-TRICHLOROTRIFLUOROETHANE	76-13-1	1	U	UG/L
LC34-DPT0753-032.0-20190416	GW	4/16/2019	30	32	TT041219	TRICHLOROETHENE	79-01-6	1	U	UG/L
LC34-DPT0754-008.0-20190416	GW	4/16/2019	6	8	TT041219	CIS-1,2-DICHLOROETHENE	156-59-2	1	U	UG/L
LC34-DPT0754-013.0-20190416	GW	4/16/2019	11	13	TT041219	1,1,2-TRICHLOROTRIFLUOROETHANE	76-13-1	1	U	UG/L
LC34-DPT0754-013.0-20190416	GW	4/16/2019	11	13	TT041219	TRICHLOROETHENE	79-01-6	1	U	UG/L
LC34-DPT0754-018.0-20190416	GW	4/16/2019	16	18	TT041219	CIS-1,2-DICHLOROETHENE	156-59-2	1	U	UG/L
LC34-DPT0754-025.0-20190416	GW	4/16/2019	23	25	TT041219	1,1,2-TRICHLOROTRIFLUOROETHANE	76-13-1	1	U	UG/L
LC34-DPT0754-025.0-20190416	GW	4/16/2019	23	25	TT041219	TRICHLOROETHENE	79-01-6	1	U	UG/L
LC34-DPT0754-032.0-20190416	GW	4/16/2019	30	32	TT041219	CIS-1,2-DICHLOROETHENE	156-59-2	1	U	UG/L
LC34-DPT0755-008.0-20190416	GW	4/16/2019	6	8	TT041219	VINYL CHLORIDE	75-01-4	1	U	UG/L
LC34-DPT0755-013.0-20190416	GW	4/16/2019	11	13	TT041219	TRANS-1,2-DICHLOROETHENE	156-60-5	1	U	UG/L
LC34-DPT0755-018.0-20190416	GW	4/16/2019	16	18	TT041219	1,1-DICHLOROETHENE	75-35-4	1	U	UG/L
LC34-DPT0755-018.0-20190416	GW	4/16/2019	16	18	TT041219	VINYL CHLORIDE	75-01-4	360		UG/L
LC34-DPT0755-025.0-20190416	GW	4/16/2019	23	25	TT041219	TRANS-1,2-DICHLOROETHENE	156-60-5	1	U	UG/L
LC34-DPT0755-032.0-20190416	GW	4/16/2019	30	32	TT041219	1,1-DICHLOROETHENE	75-35-4	1	U	UG/L
LC34-DPT0755-032.0-20190416	GW	4/16/2019	30	32	TT041219	VINYL CHLORIDE	75-01-4	1	U	UG/L
LC34-DPT0756-008.0-20190416	GW	4/16/2019	6	8	TT041219	TRANS-1,2-DICHLOROETHENE	156-60-5	1	U	UG/L
LC34-DPT0756-013.0-20190416	GW	4/16/2019	11	13	TT041219	1,1-DICHLOROETHENE	75-35-4	3	U	UG/L
LC34-DPT0756-013.0-20190416	GW	4/16/2019	11	13	TT041219	VINYL CHLORIDE	75-01-4	190		UG/L
LC34-DPT0756-018.0-20190416	GW	4/16/2019	16	18	TT041219	TRANS-1,2-DICHLOROETHENE	156-60-5	20	U	UG/L
LC34-DPT0756-025.0-20190416	GW	4/16/2019	23	25	TT041219	1,1-DICHLOROETHENE	75-35-4	1	U	UG/L
LC34-DPT0756-025.0-20190416	GW	4/16/2019	23	25	TT041219	VINYL CHLORIDE	75-01-4	2		UG/L
LC34-DPT0756-032.0-20190416	GW	4/16/2019	30	32	TT041219	TRANS-1,2-DICHLOROETHENE	156-60-5	1	U	UG/L
LC34-DPT0757-008.0-20190416	GW	4/16/2019	6	8	TT041219	1,1-DICHLOROETHENE	75-35-4	1	U	UG/L
LC34-DPT0757-008.0-20190416	GW	4/16/2019	6	8	TT041219	VINYL CHLORIDE	75-01-4	1	U	UG/L
LC34-DPT0757-013.0-20190416	GW	4/16/2019	11	13	TT041219	TRANS-1,2-DICHLOROETHENE	156-60-5	1	U	UG/L
LC34-DPT0757-018.0-20190416	GW	4/16/2019	16	18	TT041219	1,1-DICHLOROETHENE	75-35-4	2	U	UG/L
LC34-DPT0757-018.0-20190416	GW	4/16/2019	16	18	TT041219	VINYL CHLORIDE	75-01-4	210		UG/L
LC34-DPT0757-025.0-20190416	GW	4/16/2019	23	25	TT041219	TRANS-1,2-DICHLOROETHENE	156-60-5	5		UG/L
LC34-DPT0757-032.0-20190416	GW	4/16/2019	30	32	TT041219	1,1-DICHLOROETHENE	75-35-4	1	U	UG/L
LC34-DPT0757-032.0-20190416	GW	4/16/2019	30	32	TT041219	VINYL CHLORIDE	75-01-4	1	U	UG/L
LC34-DPT0758-008.0-20190417	GW	4/17/2019	6	8	TT041219	TRANS-1,2-DICHLOROETHENE	156-60-5	1	U	UG/L
LC34-DPT0758-013.0-20190417	GW	4/17/2019	11	13	TT041219	1,1-DICHLOROETHENE	75-35-4	2	U	UG/L
LC34-DPT0758-013.0-20190417	GW	4/17/2019	11	13	TT041219	VINYL CHLORIDE	75-01-4	58		UG/L
LC34-DPT0758-018.0-20190417	GW	4/17/2019	16	18	TT041219	TRANS-1,2-DICHLOROETHENE	156-60-5	10	U	UG/L

Sample	Matrix	Sample Date	Top Depth	Bottom Depth	SDG	Parameter	CAS	Lab Result	Lab Qualifier	Units
LC34-DPT0758-025.0-20190417	GW	4/17/2019	23	25	TT041219	1,1-DICHLOROETHENE	75-35-4	5	U	UG/L
LC34-DPT0758-025.0-20190417	GW	4/17/2019	23	25	TT041219	VINYL CHLORIDE	75-01-4	140		UG/L
LC34-DPT0758-032.0-20190417	GW	4/17/2019	30	32	TT041219	TRANS-1,2-DICHLOROETHENE	156-60-5	1	U	UG/L
LC34-DPT0759-008.0-20190417	GW	4/17/2019	6	8	TT041219	1,1-DICHLOROETHENE	75-35-4	1	U	UG/L
LC34-DPT0759-008.0-20190417	GW	4/17/2019	6	8	TT041219	VINYL CHLORIDE	75-01-4	10		UG/L
LC34-DPT0759-013.0-20190417	GW	4/17/2019	11	13	TT041219	TRANS-1,2-DICHLOROETHENE	156-60-5	1	U	UG/L
LC34-DPT0759-018.0-20190417	GW	4/17/2019	16	18	TT041219	1,1-DICHLOROETHENE	75-35-4	2	U	UG/L
LC34-DPT0759-018.0-20190417	GW	4/17/2019	16	18	TT041219	VINYL CHLORIDE	75-01-4	250		UG/L
LC34-DPT0759-025.0-20190417	GW	4/17/2019	23	25	TT041219	TRANS-1,2-DICHLOROETHENE	156-60-5	2	U	UG/L
LC34-DPT0759-032.0-20190417	GW	4/17/2019	30	32	TT041219	1,1-DICHLOROETHENE	75-35-4	1	U	UG/L
LC34-DPT0759-032.0-20190417	GW	4/17/2019	30	32	TT041219	VINYL CHLORIDE	75-01-4	1	U	UG/L
LC34-DPT0760-008.0-20190417	GW	4/17/2019	6	8	TT041219	TRANS-1,2-DICHLOROETHENE	156-60-5	1	U	UG/L
LC34-DPT0760-013.0-20190417	GW	4/17/2019	11	13	TT041219	1,1-DICHLOROETHENE	75-35-4	1	U	UG/L
LC34-DPT0760-013.0-20190417	GW	4/17/2019	11	13	TT041219	VINYL CHLORIDE	75-01-4	18		UG/L
LC34-DPT0760-018.0-20190417	GW	4/17/2019	16	18	TT041219	TRANS-1,2-DICHLOROETHENE	156-60-5	2	U	UG/L
LC34-DPT0760-025.0-20190417	GW	4/17/2019	23	25	TT041219	1,1-DICHLOROETHENE	75-35-4	1	U	UG/L
LC34-DPT0760-025.0-20190417	GW	4/17/2019	23	25	TT041219	VINYL CHLORIDE	75-01-4	1	U	UG/L
LC34-IW0123-024.0-20190417	GW	4/17/2019	22	24	TT041219	1,1-DICHLOROETHENE	75-35-4	20	U	UG/L
LC34-IW0123-024.0-20190417	GW	4/17/2019	22	24	TT041219	VINYL CHLORIDE	75-01-4	200		UG/L
LC34-IW0124-018.0-20190417	GW	4/17/2019	16	18	TT041219	TRANS-1,2-DICHLOROETHENE	156-60-5	2		UG/L
LC34-IW0125-018.0-20190417	GW	4/17/2019	16	18	TT041219	1,1-DICHLOROETHENE	75-35-4	1	U	UG/L
LC34-IW0125-018.0-20190417	GW	4/17/2019	16	18	TT041219	VINYL CHLORIDE	75-01-4	1		UG/L
LC34-SW1004-000.0-20190417	SW	4/17/2019	0	1	TT041219	TRANS-1,2-DICHLOROETHENE	156-60-5	1	U	UG/L
LC34-DPT0770-025.0-20190419	GW	4/19/2019	23	25	TT041219	1,1-DICHLOROETHENE	75-35-4	1	U	UG/L
LC34-DPT0770-025.0-20190419	GW	4/19/2019	23	25	TT041219	VINYL CHLORIDE	75-01-4	1	U	UG/L
LC34-DPT0770-032.0-20190419	GW	4/19/2019	30	32	TT041219	TRANS-1,2-DICHLOROETHENE	156-60-5	1	U	UG/L
LC34-IW0131-018.0-20190417	GW	4/17/2019	16	18	TT041219	1,1-DICHLOROETHENE	75-35-4	1	U	UG/L
LC34-IW0131-018.0-20190417	GW	4/17/2019	16	18	TT041219	VINYL CHLORIDE	75-01-4	1	U	UG/L
LC34-IW0132-018.0-20190417	GW	4/17/2019	16	18	TT041219	TRANS-1,2-DICHLOROETHENE	156-60-5	1	U	UG/L
LC34-DPT0755-008.0-20190416	GW	4/16/2019	6	8	TT041219	TRANS-1,2-DICHLOROETHENE	156-60-5	1	U	UG/L
LC34-DPT0755-013.0-20190416	GW	4/16/2019	11	13	TT041219	1,1-DICHLOROETHENE	75-35-4	1	U	UG/L
LC34-DPT0755-013.0-20190416	GW	4/16/2019	11	13	TT041219	VINYL CHLORIDE	75-01-4	1		UG/L
LC34-DPT0755-018.0-20190416	GW	4/16/2019	16	18	TT041219	TRANS-1,2-DICHLOROETHENE	156-60-5	1	U	UG/L
LC34-DPT0755-025.0-20190416	GW	4/16/2019	23	25	TT041219	1,1-DICHLOROETHENE	75-35-4	1	U	UG/L
LC34-DPT0755-025.0-20190416	GW	4/16/2019	23	25	TT041219	VINYL CHLORIDE	75-01-4	85		UG/L
LC34-DPT0755-032.0-20190416	GW	4/16/2019	30	32	TT041219	TRANS-1,2-DICHLOROETHENE	156-60-5	1	U	UG/L
LC34-DPT0756-008.0-20190416	GW	4/16/2019	6	8	TT041219	1,1-DICHLOROETHENE	75-35-4	1	U	UG/L
LC34-DPT0756-008.0-20190416	GW	4/16/2019	6	8	TT041219	VINYL CHLORIDE	75-01-4	1	U	UG/L
LC34-DPT0756-013.0-20190416	GW	4/16/2019	11	13	TT041219	TRANS-1,2-DICHLOROETHENE	156-60-5	3	U	UG/L
LC34-DPT0756-018.0-20190416	GW	4/16/2019	16	18	TT041219	1,1-DICHLOROETHENE	75-35-4	20	U	UG/L

Sample	Matrix	Sample Date	Top Depth	Bottom Depth	SDG	Parameter	CAS	Lab Result	Lab Qualifier	Units
LC34-DPT0756-018.0-20190416	GW	4/16/2019	16	18	TT041219	VINYL CHLORIDE	75-01-4	400		UG/L
LC34-DPT0756-025.0-20190416	GW	4/16/2019	23	25	TT041219	TRANS-1,2-DICHLOROETHENE	156-60-5	1	U	UG/L
LC34-DPT0756-032.0-20190416	GW	4/16/2019	30	32	TT041219	1,1-DICHLOROETHENE	75-35-4	1	U	UG/L
LC34-DPT0756-032.0-20190416	GW	4/16/2019	30	32	TT041219	VINYL CHLORIDE	75-01-4	1	U	UG/L
LC34-DPT0757-008.0-20190416	GW	4/16/2019	6	8	TT041219	TRANS-1,2-DICHLOROETHENE	156-60-5	1	U	UG/L
LC34-DPT0757-013.0-20190416	GW	4/16/2019	11	13	TT041219	1,1-DICHLOROETHENE	75-35-4	1	U	UG/L
LC34-DPT0757-013.0-20190416	GW	4/16/2019	11	13	TT041219	VINYL CHLORIDE	75-01-4	110		UG/L
LC34-DPT0757-018.0-20190416	GW	4/16/2019	16	18	TT041219	TRANS-1,2-DICHLOROETHENE	156-60-5	2	U	UG/L
LC34-DPT0757-025.0-20190416	GW	4/16/2019	23	25	TT041219	1,1-DICHLOROETHENE	75-35-4	2	U	UG/L
LC34-DPT0757-025.0-20190416	GW	4/16/2019	23	25	TT041219	VINYL CHLORIDE	75-01-4	120		UG/L
LC34-DPT0757-032.0-20190416	GW	4/16/2019	30	32	TT041219	TRANS-1,2-DICHLOROETHENE	156-60-5	1	U	UG/L
LC34-DPT0758-008.0-20190417	GW	4/17/2019	6	8	TT041219	1,1-DICHLOROETHENE	75-35-4	1	U	UG/L
LC34-DPT0758-008.0-20190417	GW	4/17/2019	6	8	TT041219	VINYL CHLORIDE	75-01-4	1	U	UG/L
LC34-DPT0758-013.0-20190417	GW	4/17/2019	11	13	TT041219	TRANS-1,2-DICHLOROETHENE	156-60-5	2	U	UG/L
LC34-DPT0758-018.0-20190417	GW	4/17/2019	16	18	TT041219	1,1-DICHLOROETHENE	75-35-4	10	U	UG/L
LC34-DPT0758-018.0-20190417	GW	4/17/2019	16	18	TT041219	VINYL CHLORIDE	75-01-4	630		UG/L
LC34-DPT0758-025.0-20190417	GW	4/17/2019	23	25	TT041219	TRANS-1,2-DICHLOROETHENE	156-60-5	5	U	UG/L
LC34-DPT0758-032.0-20190417	GW	4/17/2019	30	32	TT041219	1,1-DICHLOROETHENE	75-35-4	1	U	UG/L
LC34-DPT0758-032.0-20190417	GW	4/17/2019	30	32	TT041219	VINYL CHLORIDE	75-01-4	1	U	UG/L
LC34-DPT0759-008.0-20190417	GW	4/17/2019	6	8	TT041219	TRANS-1,2-DICHLOROETHENE	156-60-5	1	U	UG/L
LC34-DPT0759-013.0-20190417	GW	4/17/2019	11	13	TT041219	1,1-DICHLOROETHENE	75-35-4	1	U	UG/L
LC34-DPT0759-013.0-20190417	GW	4/17/2019	11	13	TT041219	VINYL CHLORIDE	75-01-4	19		UG/L
LC34-DPT0759-018.0-20190417	GW	4/17/2019	16	18	TT041219	TRANS-1,2-DICHLOROETHENE	156-60-5	2	U	UG/L
LC34-DPT0759-025.0-20190417	GW	4/17/2019	23	25	TT041219	1,1-DICHLOROETHENE	75-35-4	2	U	UG/L
LC34-DPT0759-025.0-20190417	GW	4/17/2019	23	25	TT041219	VINYL CHLORIDE	75-01-4	11		UG/L
LC34-DPT0759-032.0-20190417	GW	4/17/2019	30	32	TT041219	TRANS-1,2-DICHLOROETHENE	156-60-5	1	U	UG/L
LC34-DPT0760-008.0-20190417	GW	4/17/2019	6	8	TT041219	1,1-DICHLOROETHENE	75-35-4	1	U	UG/L
LC34-DPT0760-008.0-20190417	GW	4/17/2019	6	8	TT041219	VINYL CHLORIDE	75-01-4	35		UG/L
LC34-DPT0760-013.0-20190417	GW	4/17/2019	11	13	TT041219	TRANS-1,2-DICHLOROETHENE	156-60-5	1	U	UG/L
LC34-DPT0760-018.0-20190417	GW	4/17/2019	16	18	TT041219	1,1-DICHLOROETHENE	75-35-4	2	U	UG/L
LC34-DPT0760-018.0-20190417	GW	4/17/2019	16	18	TT041219	VINYL CHLORIDE	75-01-4	55		UG/L
LC34-DPT0760-025.0-20190417	GW	4/17/2019	23	25	TT041219	TRANS-1,2-DICHLOROETHENE	156-60-5	1	U	UG/L
LC34-DPT0760-032.0-20190417	GW	4/17/2019	30	32	TT041219	1,1-DICHLOROETHENE	75-35-4	1	U	UG/L
LC34-IW0123-024.0-20190417	GW	4/17/2019	22	24	TT041219	TRANS-1,2-DICHLOROETHENE	156-60-5	25		UG/L
LC34-IW0124-018.0-20190417	GW	4/17/2019	16	18	TT041219	1,1-DICHLOROETHENE	75-35-4	1	U	UG/L
LC34-IW0124-018.0-20190417	GW	4/17/2019	16	18	TT041219	VINYL CHLORIDE	75-01-4	5		UG/L
LC34-IW0125-018.0-20190417	GW	4/17/2019	16	18	TT041219	TRANS-1,2-DICHLOROETHENE	156-60-5	2		UG/L
LC34-SW1004-000.0-20190417	SW	4/17/2019	0	1	TT041219	1,1-DICHLOROETHENE	75-35-4	1	U	UG/L
LC34-SW1004-000.0-20190417	SW	4/17/2019	0	1	TT041219	VINYL CHLORIDE	75-01-4	1	U	UG/L
LC34-DPT0770-025.0-20190419	GW	4/19/2019	23	25	TT041219	TRANS-1,2-DICHLOROETHENE	156-60-5	1	U	UG/L

Sample	Matrix	Sample Date	Top Depth	Bottom Depth	SDG	Parameter	CAS	Lab Result	Lab Qualifier	Units
LC34-DPT0770-032.0-20190419	GW	4/19/2019	30	32	TT041219	1,1-DICHLOROETHENE	75-35-4	1	U	UG/L
LC34-DPT0770-032.0-20190419	GW	4/19/2019	30	32	TT041219	VINYL CHLORIDE	75-01-4	1	U	UG/L
LC34-IW0131-018.0-20190417	GW	4/17/2019	16	18	TT041219	TRANS-1,2-DICHLOROETHENE	156-60-5	1	U	UG/L
LC34-IW0132-018.0-20190417	GW	4/17/2019	16	18	TT041219	1,1-DICHLOROETHENE	75-35-4	1	U	UG/L
LC34-DPT0754-032.0-20190416	GW	4/16/2019	30	32	TT041219	1,1,2-TRICHLOROTRIFLUOROETHANE	76-13-1	1	U	UG/L
LC34-DPT0754-032.0-20190416	GW	4/16/2019	30	32	TT041219	TRICHLOROETHENE	79-01-6	1	U	UG/L
LC34-DPT0755-008.0-20190416	GW	4/16/2019	6	8	TT041219	CIS-1,2-DICHLOROETHENE	156-59-2	1	U	UG/L
LC34-DPT0755-013.0-20190416	GW	4/16/2019	11	13	TT041219	1,1,2-TRICHLOROTRIFLUOROETHANE	76-13-1	1	U	UG/L
LC34-DPT0755-013.0-20190416	GW	4/16/2019	11	13	TT041219	TRICHLOROETHENE	79-01-6	1	U	UG/L
LC34-DPT0755-018.0-20190416	GW	4/16/2019	16	18	TT041219	CIS-1,2-DICHLOROETHENE	156-59-2	120		UG/L
LC34-DPT0755-025.0-20190416	GW	4/16/2019	23	25	TT041219	1,1,2-TRICHLOROTRIFLUOROETHANE	76-13-1	1	U	UG/L
LC34-DPT0755-025.0-20190416	GW	4/16/2019	23	25	TT041219	TRICHLOROETHENE	79-01-6	1	U	UG/L
LC34-DPT0755-032.0-20190416	GW	4/16/2019	30	32	TT041219	CIS-1,2-DICHLOROETHENE	156-59-2	1	U	UG/L
LC34-DPT0756-008.0-20190416	GW	4/16/2019	6	8	TT041219	1,1,2-TRICHLOROTRIFLUOROETHANE	76-13-1	1	U	UG/L
LC34-DPT0756-008.0-20190416	GW	4/16/2019	6	8	TT041219	TRICHLOROETHENE	79-01-6	1	U	UG/L
LC34-DPT0756-013.0-20190416	GW	4/16/2019	11	13	TT041219	CIS-1,2-DICHLOROETHENE	156-59-2	32		UG/L
LC34-DPT0756-018.0-20190416	GW	4/16/2019	16	18	TT041219	1,1,2-TRICHLOROTRIFLUOROETHANE	76-13-1	20	U	UG/L
LC34-DPT0756-018.0-20190416	GW	4/16/2019	16	18	TT041219	TRICHLOROETHENE	79-01-6	20	U	UG/L
LC34-DPT0756-025.0-20190416	GW	4/16/2019	23	25	TT041219	CIS-1,2-DICHLOROETHENE	156-59-2	19		UG/L
LC34-DPT0756-032.0-20190416	GW	4/16/2019	30	32	TT041219	1,1,2-TRICHLOROTRIFLUOROETHANE	76-13-1	1	U	UG/L
LC34-DPT0756-032.0-20190416	GW	4/16/2019	30	32	TT041219	TRICHLOROETHENE	79-01-6	1	U	UG/L
LC34-DPT0757-008.0-20190416	GW	4/16/2019	6	8	TT041219	CIS-1,2-DICHLOROETHENE	156-59-2	1	U	UG/L
LC34-DPT0757-013.0-20190416	GW	4/16/2019	11	13	TT041219	1,1,2-TRICHLOROTRIFLUOROETHANE	76-13-1	1	U	UG/L
LC34-DPT0757-013.0-20190416	GW	4/16/2019	11	13	TT041219	TRICHLOROETHENE	79-01-6	1	U	UG/L
LC34-DPT0757-018.0-20190416	GW	4/16/2019	16	18	TT041219	CIS-1,2-DICHLOROETHENE	156-59-2	52		UG/L
LC34-DPT0757-025.0-20190416	GW	4/16/2019	23	25	TT041219	1,1,2-TRICHLOROTRIFLUOROETHANE	76-13-1	2	U	UG/L
LC34-DPT0757-025.0-20190416	GW	4/16/2019	23	25	TT041219	TRICHLOROETHENE	79-01-6	2	U	UG/L
LC34-DPT0757-032.0-20190416	GW	4/16/2019	30	32	TT041219	CIS-1,2-DICHLOROETHENE	156-59-2	1	U	UG/L
LC34-DPT0758-008.0-20190417	GW	4/17/2019	6	8	TT041219	1,1,2-TRICHLOROTRIFLUOROETHANE	76-13-1	1	U	UG/L
LC34-DPT0758-008.0-20190417	GW	4/17/2019	6	8	TT041219	TRICHLOROETHENE	79-01-6	1	U	UG/L
LC34-DPT0758-013.0-20190417	GW	4/17/2019	11	13	TT041219	CIS-1,2-DICHLOROETHENE	156-59-2	22		UG/L
LC34-DPT0758-018.0-20190417	GW	4/17/2019	16	18	TT041219	1,1,2-TRICHLOROTRIFLUOROETHANE	76-13-1	10	U	UG/L
LC34-DPT0758-018.0-20190417	GW	4/17/2019	16	18	TT041219	TRICHLOROETHENE	79-01-6	10	U	UG/L
LC34-DPT0758-025.0-20190417	GW	4/17/2019	23	25	TT041219	CIS-1,2-DICHLOROETHENE	156-59-2	570		UG/L
LC34-DPT0758-032.0-20190417	GW	4/17/2019	30	32	TT041219	1,1,2-TRICHLOROTRIFLUOROETHANE	76-13-1	1	U	UG/L
LC34-DPT0758-032.0-20190417	GW	4/17/2019	30	32	TT041219	TRICHLOROETHENE	79-01-6	1	U	UG/L
LC34-DPT0759-008.0-20190417	GW	4/17/2019	6	8	TT041219	CIS-1,2-DICHLOROETHENE	156-59-2	3		UG/L
LC34-DPT0759-013.0-20190417	GW	4/17/2019	11	13	TT041219	1,1,2-TRICHLOROTRIFLUOROETHANE	76-13-1	1	U	UG/L
LC34-DPT0759-013.0-20190417	GW	4/17/2019	11	13	TT041219	TRICHLOROETHENE	79-01-6	1	U	UG/L
LC34-DPT0759-018.0-20190417	GW	4/17/2019	16	18	TT041219	CIS-1,2-DICHLOROETHENE	156-59-2	140		UG/L

Sample	Matrix	Sample Date	Top Depth	Bottom Depth	SDG	Parameter	CAS	Lab Result	Lab Qualifier	Units
LC34-DPT0759-025.0-20190417	GW	4/17/2019	23	25	TT041219	1,1,2-TRICHLOROTRIFLUOROETHANE	76-13-1	2	U	UG/L
LC34-DPT0759-025.0-20190417	GW	4/17/2019	23	25	TT041219	TRICHLOROETHENE	79-01-6	2	U	UG/L
LC34-DPT0759-032.0-20190417	GW	4/17/2019	30	32	TT041219	CIS-1,2-DICHLOROETHENE	156-59-2	1	U	UG/L
LC34-DPT0760-008.0-20190417	GW	4/17/2019	6	8	TT041219	1,1,2-TRICHLOROTRIFLUOROETHANE	76-13-1	1	U	UG/L
LC34-DPT0760-008.0-20190417	GW	4/17/2019	6	8	TT041219	TRICHLOROETHENE	79-01-6	1	U	UG/L
LC34-DPT0760-013.0-20190417	GW	4/17/2019	11	13	TT041219	CIS-1,2-DICHLOROETHENE	156-59-2	5		UG/L
LC34-DPT0760-018.0-20190417	GW	4/17/2019	16	18	TT041219	1,1,2-TRICHLOROTRIFLUOROETHANE	76-13-1	2	U	UG/L
LC34-DPT0760-018.0-20190417	GW	4/17/2019	16	18	TT041219	TRICHLOROETHENE	79-01-6	2	U	UG/L
LC34-DPT0760-025.0-20190417	GW	4/17/2019	23	25	TT041219	CIS-1,2-DICHLOROETHENE	156-59-2	2		UG/L
LC34-DPT0760-032.0-20190417	GW	4/17/2019	30	32	TT041219	1,1,2-TRICHLOROTRIFLUOROETHANE	76-13-1	1	U	UG/L
LC34-IW0123-024.0-20190417	GW	4/17/2019	22	24	TT041219	CIS-1,2-DICHLOROETHENE	156-59-2	710		UG/L
LC34-IW0124-018.0-20190417	GW	4/17/2019	16	18	TT041219	1,1,2-TRICHLOROTRIFLUOROETHANE	76-13-1	1	U	UG/L
LC34-IW0124-018.0-20190417	GW	4/17/2019	16	18	TT041219	TRICHLOROETHENE	79-01-6	1	U	UG/L
LC34-IW0125-018.0-20190417	GW	4/17/2019	16	18	TT041219	CIS-1,2-DICHLOROETHENE	156-59-2	4		UG/L
LC34-SW1004-000.0-20190417	SW	4/17/2019	0	1	TT041219	1,1,2-TRICHLOROTRIFLUOROETHANE	76-13-1	1	U	UG/L
LC34-SW1004-000.0-20190417	SW	4/17/2019	0	1	TT041219	TRICHLOROETHENE	79-01-6	1	U	UG/L
LC34-DPT0770-018.0-20190419	GW	4/19/2019	16	18	TT041219	TRICHLOROETHENE	79-01-6	1	U	UG/L
LC34-DPT0770-025.0-20190419	GW	4/19/2019	23	25	TT041219	CIS-1,2-DICHLOROETHENE	156-59-2	1	U	UG/L
LC34-DPT0755-008.0-20190416	GW	4/16/2019	6	8	TT041219	1,1,2-TRICHLOROTRIFLUOROETHANE	76-13-1	1	U	UG/L
LC34-DPT0755-008.0-20190416	GW	4/16/2019	6	8	TT041219	TRICHLOROETHENE	79-01-6	1	U	UG/L
LC34-DPT0755-013.0-20190416	GW	4/16/2019	11	13	TT041219	CIS-1,2-DICHLOROETHENE	156-59-2	1	U	UG/L
LC34-DPT0755-018.0-20190416	GW	4/16/2019	16	18	TT041219	1,1,2-TRICHLOROTRIFLUOROETHANE	76-13-1	1	U	UG/L
LC34-DPT0755-018.0-20190416	GW	4/16/2019	16	18	TT041219	TRICHLOROETHENE	79-01-6	1	U	UG/L
LC34-DPT0755-025.0-20190416	GW	4/16/2019	23	25	TT041219	CIS-1,2-DICHLOROETHENE	156-59-2	110		UG/L
LC34-DPT0755-032.0-20190416	GW	4/16/2019	30	32	TT041219	1,1,2-TRICHLOROTRIFLUOROETHANE	76-13-1	1	U	UG/L
LC34-DPT0755-032.0-20190416	GW	4/16/2019	30	32	TT041219	TRICHLOROETHENE	79-01-6	1	U	UG/L
LC34-DPT0756-008.0-20190416	GW	4/16/2019	6	8	TT041219	CIS-1,2-DICHLOROETHENE	156-59-2	1	U	UG/L
LC34-DPT0756-013.0-20190416	GW	4/16/2019	11	13	TT041219	1,1,2-TRICHLOROTRIFLUOROETHANE	76-13-1	3	U	UG/L
LC34-DPT0756-013.0-20190416	GW	4/16/2019	11	13	TT041219	TRICHLOROETHENE	79-01-6	3	U	UG/L
LC34-DPT0756-018.0-20190416	GW	4/16/2019	16	18	TT041219	CIS-1,2-DICHLOROETHENE	156-59-2	720		UG/L
LC34-DPT0756-025.0-20190416	GW	4/16/2019	23	25	TT041219	1,1,2-TRICHLOROTRIFLUOROETHANE	76-13-1	1	U	UG/L
LC34-DPT0756-025.0-20190416	GW	4/16/2019	23	25	TT041219	TRICHLOROETHENE	79-01-6	1	U	UG/L
LC34-DPT0756-032.0-20190416	GW	4/16/2019	30	32	TT041219	CIS-1,2-DICHLOROETHENE	156-59-2	1	U	UG/L
LC34-DPT0757-008.0-20190416	GW	4/16/2019	6	8	TT041219	1,1,2-TRICHLOROTRIFLUOROETHANE	76-13-1	1	U	UG/L
LC34-DPT0757-008.0-20190416	GW	4/16/2019	6	8	TT041219	TRICHLOROETHENE	79-01-6	1	U	UG/L
LC34-DPT0757-013.0-20190416	GW	4/16/2019	11	13	TT041219	CIS-1,2-DICHLOROETHENE	156-59-2	35		UG/L
LC34-DPT0757-018.0-20190416	GW	4/16/2019	16	18	TT041219	1,1,2-TRICHLOROTRIFLUOROETHANE	76-13-1	2	U	UG/L
LC34-DPT0757-018.0-20190416	GW	4/16/2019	16	18	TT041219	TRICHLOROETHENE	79-01-6	2	U	UG/L
LC34-DPT0757-025.0-20190416	GW	4/16/2019	23	25	TT041219	CIS-1,2-DICHLOROETHENE	156-59-2	1000		UG/L
LC34-DPT0757-032.0-20190416	GW	4/16/2019	30	32	TT041219	1,1,2-TRICHLOROTRIFLUOROETHANE	76-13-1	1	U	UG/L

Sample	Matrix	Sample Date	Top Depth	Bottom Depth	SDG	Parameter	CAS	Lab Result	Lab Qualifier	Units
LC34-DPT0757-032.0-20190416	GW	4/16/2019	30	32	TT041219	TRICHLOROETHENE	79-01-6	1	U	UG/L
LC34-DPT0758-008.0-20190417	GW	4/17/2019	6	8	TT041219	CIS-1,2-DICHLOROETHENE	156-59-2	1	U	UG/L
LC34-DPT0758-013.0-20190417	GW	4/17/2019	11	13	TT041219	1,1,2-TRICHLOROTRIFLUOROETHANE	76-13-1	2	U	UG/L
LC34-DPT0758-013.0-20190417	GW	4/17/2019	11	13	TT041219	TRICHLOROETHENE	79-01-6	2	U	UG/L
LC34-DPT0758-018.0-20190417	GW	4/17/2019	16	18	TT041219	CIS-1,2-DICHLOROETHENE	156-59-2	460		UG/L
LC34-DPT0758-025.0-20190417	GW	4/17/2019	23	25	TT041219	1,1,2-TRICHLOROTRIFLUOROETHANE	76-13-1	5	U	UG/L
LC34-DPT0758-025.0-20190417	GW	4/17/2019	23	25	TT041219	TRICHLOROETHENE	79-01-6	5	U	UG/L
LC34-DPT0758-032.0-20190417	GW	4/17/2019	30	32	TT041219	CIS-1,2-DICHLOROETHENE	156-59-2	1		UG/L
LC34-DPT0759-008.0-20190417	GW	4/17/2019	6	8	TT041219	1,1,2-TRICHLOROTRIFLUOROETHANE	76-13-1	1	U	UG/L
LC34-DPT0759-008.0-20190417	GW	4/17/2019	6	8	TT041219	TRICHLOROETHENE	79-01-6	1	U	UG/L
LC34-DPT0759-013.0-20190417	GW	4/17/2019	11	13	TT041219	CIS-1,2-DICHLOROETHENE	156-59-2	2		UG/L
LC34-DPT0759-018.0-20190417	GW	4/17/2019	16	18	TT041219	1,1,2-TRICHLOROTRIFLUOROETHANE	76-13-1	2	U	UG/L
LC34-DPT0759-018.0-20190417	GW	4/17/2019	16	18	TT041219	TRICHLOROETHENE	79-01-6	2	U	UG/L
LC34-DPT0759-025.0-20190417	GW	4/17/2019	23	25	TT041219	CIS-1,2-DICHLOROETHENE	156-59-2	77		UG/L
LC34-DPT0759-032.0-20190417	GW	4/17/2019	30	32	TT041219	1,1,2-TRICHLOROTRIFLUOROETHANE	76-13-1	1	U	UG/L
LC34-DPT0759-032.0-20190417	GW	4/17/2019	30	32	TT041219	TRICHLOROETHENE	79-01-6	1	U	UG/L
LC34-DPT0760-008.0-20190417	GW	4/17/2019	6	8	TT041219	CIS-1,2-DICHLOROETHENE	156-59-2	8		UG/L
LC34-DPT0760-013.0-20190417	GW	4/17/2019	11	13	TT041219	1,1,2-TRICHLOROTRIFLUOROETHANE	76-13-1	1	U	UG/L
LC34-DPT0760-013.0-20190417	GW	4/17/2019	11	13	TT041219	TRICHLOROETHENE	79-01-6	1	U	UG/L
LC34-DPT0760-018.0-20190417	GW	4/17/2019	16	18	TT041219	CIS-1,2-DICHLOROETHENE	156-59-2	64		UG/L
LC34-DPT0760-025.0-20190417	GW	4/17/2019	23	25	TT041219	1,1,2-TRICHLOROTRIFLUOROETHANE	76-13-1	1	U	UG/L
LC34-DPT0760-025.0-20190417	GW	4/17/2019	23	25	TT041219	TRICHLOROETHENE	79-01-6	1	U	UG/L
LC34-IW0123-024.0-20190417	GW	4/17/2019	22	24	TT041219	1,1,2-TRICHLOROTRIFLUOROETHANE	76-13-1	20	U	UG/L
LC34-IW0123-024.0-20190417	GW	4/17/2019	22	24	TT041219	TRICHLOROETHENE	79-01-6	20	U	UG/L
LC34-IW0124-018.0-20190417	GW	4/17/2019	16	18	TT041219	CIS-1,2-DICHLOROETHENE	156-59-2	1	U	UG/L
LC34-IW0125-018.0-20190417	GW	4/17/2019	16	18	TT041219	1,1,2-TRICHLOROTRIFLUOROETHANE	76-13-1	1	U	UG/L
LC34-IW0125-018.0-20190417	GW	4/17/2019	16	18	TT041219	TRICHLOROETHENE	79-01-6	1	U	UG/L
LC34-SW1004-000.0-20190417	SW	4/17/2019	0	1	TT041219	CIS-1,2-DICHLOROETHENE	156-59-2	1	U	UG/L
LC34-DPT0770-013.0-20190419	GW	4/19/2019	11	13	TT041219	TRICHLOROETHENE	79-01-6	1	U	UG/L
LC34-DPT0770-018.0-20190419	GW	4/19/2019	16	18	TT041219	CIS-1,2-DICHLOROETHENE	156-59-2	10		UG/L
LC34-DPT0770-025.0-20190419	GW	4/19/2019	23	25	TT041219	1,1,2-TRICHLOROTRIFLUOROETHANE	76-13-1	1	U	UG/L
LC34-DPT0770-025.0-20190419	GW	4/19/2019	23	25	TT041219	TRICHLOROETHENE	79-01-6	1	U	UG/L
LC34-IW0133-018.0-20190417	GW	4/17/2019	16	18	TT041219	1,1-DICHLOROETHENE	75-35-4	1	U	UG/L
LC34-IW0133-018.0-20190417	GW	4/17/2019	16	18	TT041219	VINYL CHLORIDE	75-01-4	1	U	UG/L
LC34-SW1001-000.0-20190417	SW	4/17/2019	0	1	TT041219	TRANS-1,2-DICHLOROETHENE	156-60-5	1	U	UG/L
LC34-SW1002-000.0-20190417	SW	4/17/2019	0	1	TT041219	1,1-DICHLOROETHENE	75-35-4	1	U	UG/L
LC34-SW1002-000.0-20190417	SW	4/17/2019	0	1	TT041219	VINYL CHLORIDE	75-01-4	1	U	UG/L
LC34-IW0132-018.0-20190417	GW	4/17/2019	16	18	TT041219	VINYL CHLORIDE	75-01-4	1	U	UG/L
LC34-IW0133-018.0-20190417	GW	4/17/2019	16	18	TT041219	TRANS-1,2-DICHLOROETHENE	156-60-5	1	U	UG/L
LC34-SW1001-000.0-20190417	SW	4/17/2019	0	1	TT041219	1,1-DICHLOROETHENE	75-35-4	1	U	UG/L

Sample	Matrix	Sample Date	Top Depth	Bottom Depth	SDG	Parameter	CAS	Lab Result	Lab Qualifier	Units
LC34-SW1001-000.0-20190417	SW	4/17/2019	0	1	TT041219	VINYL CHLORIDE	75-01-4	1	U	UG/L
LC34-SW1002-000.0-20190417	SW	4/17/2019	0	1	TT041219	TRANS-1,2-DICHLOROETHENE	156-60-5	1	U	UG/L
LC34-DPT0770-032.0-20190419	GW	4/19/2019	30	32	TT041219	CIS-1,2-DICHLOROETHENE	156-59-2	1	U	UG/L
LC34-IW0131-018.0-20190417	GW	4/17/2019	16	18	TT041219	1,1,2-TRICHLOROTRIFLUOROETHANE	76-13-1	1	U	UG/L
LC34-IW0131-018.0-20190417	GW	4/17/2019	16	18	TT041219	TRICHLOROETHENE	79-01-6	1	U	UG/L
LC34-IW0132-018.0-20190417	GW	4/17/2019	16	18	TT041219	CIS-1,2-DICHLOROETHENE	156-59-2	1		UG/L
LC34-IW0133-018.0-20190417	GW	4/17/2019	16	18	TT041219	1,1,2-TRICHLOROTRIFLUOROETHANE	76-13-1	1	U	UG/L
LC34-IW0133-018.0-20190417	GW	4/17/2019	16	18	TT041219	TRICHLOROETHENE	79-01-6	1	U	UG/L
LC34-SW1001-000.0-20190417	SW	4/17/2019	0	1	TT041219	CIS-1,2-DICHLOROETHENE	156-59-2	1	U	UG/L
LC34-SW1002-000.0-20190417	SW	4/17/2019	0	1	TT041219	1,1,2-TRICHLOROTRIFLUOROETHANE	76-13-1	1	U	UG/L
LC34-SW1002-000.0-20190417	SW	4/17/2019	0	1	TT041219	TRICHLOROETHENE	79-01-6	1	U	UG/L
LC34-DPT0770-032.0-20190419	GW	4/19/2019	30	32	TT041219	1,1,2-TRICHLOROTRIFLUOROETHANE	76-13-1	1	U	UG/L
LC34-DPT0770-032.0-20190419	GW	4/19/2019	30	32	TT041219	TRICHLOROETHENE	79-01-6	1	U	UG/L
LC34-IW0131-018.0-20190417	GW	4/17/2019	16	18	TT041219	CIS-1,2-DICHLOROETHENE	156-59-2	1	U	UG/L
LC34-IW0132-018.0-20190417	GW	4/17/2019	16	18	TT041219	1,1,2-TRICHLOROTRIFLUOROETHANE	76-13-1	1	U	UG/L
LC34-IW0132-018.0-20190417	GW	4/17/2019	16	18	TT041219	TRICHLOROETHENE	79-01-6	1	U	UG/L
LC34-IW0133-018.0-20190417	GW	4/17/2019	16	18	TT041219	CIS-1,2-DICHLOROETHENE	156-59-2	2		UG/L
LC34-SW1001-000.0-20190417	SW	4/17/2019	0	1	TT041219	1,1,2-TRICHLOROTRIFLUOROETHANE	76-13-1	1	U	UG/L
LC34-SW1001-000.0-20190417	SW	4/17/2019	0	1	TT041219	TRICHLOROETHENE	79-01-6	1	U	UG/L
LC34-SW1002-000.0-20190417	SW	4/17/2019	0	1	TT041219	CIS-1,2-DICHLOROETHENE	156-59-2	1	U	UG/L

Analytical Laboratories of Florida, Inc.

July 30, 2019

Lee Leck
Sample Management Coordinator
TetraTech NUS, Inc.
Project Name: LC34 Site, KSC, Fl.

Re: PDF - Analytical Data Package

Analytical Laboratories of Florida, Inc. (ALF) office located at 2265 Leaside Court, Merritt Island, Florida provided laboratory services for TetraTech NUS, Inc. at the Launch Complex 34 (LC34) area of Kennedy Space Center during direct push temporary well sample collection. The site is located at NASA's Kennedy Space Center, Florida complex. The laboratory contact is Dale Schamp at 321-258-1355. The laboratory project name is TT071519. Analysis was performed utilizing EPA8260D methodology. A total of 29 ground water samples were analyzed by Dale Schamp (Chemist) over a period of twelve days from July 15 – 27, 2019. The project utilized one of two mobile laboratories over the duration of the project. The mobile laboratories are certified (Certification Number E83934 or E831090) by the Florida Department of Health using the guidelines of the national NELAC certification program. TetraTech's Information System's Group (http://isg.ttnus.com) specified the excel spreadsheet format utilized to transport environmental analytical data to TetraTech in an electronic format. ALF's data was submitted to TetraTech under file name EDD.NASA.LC34.071519total on July 30, 2019.

TetraTech/NUS' Project Manager is Mark Jonnet out of the Pittsburgh, Pa. office. The Prime Contact's subcontract number is S1157417. The mobile laboratory was utilized to perform laboratory analysis to delineate volatile organic contamination in the groundwater at various NASA sites. The contaminants of concern included vinyl chloride, 1,1-DCE, Freon 113, cis/trans-1,2-DCE, and trichloroethene . The sample analysis load was expected to be up to 25 samples per day.

ALF performed the sample extraction with a Teledyne Stratum sample concentrator utilizing a purge and trap technique. The EPA 5030 method was used as a guideline for this procedure. The process involved is done by purging a gas (UHP helium) through a known sample volume (10 ml – undiluted) at a constant flow rate and specific time. This process transfers the contaminants of concern (COC) from the liquid matrix (groundwater) onto the trap. The trap is then heated to 250C releasing the compounds from the trap into the GC/MS system. An electronic value inside

P.O. Box 349, Cape Canaveral, Florida 32920
E mail: dale.schamp@alf1992.info
Cell phone: 321–258-1355

the Stratum sample concentrator is electronically moved from the load position to the inject position to transfer the COCs to the GC/MS.

ALF's GC/MS system consists of a Stratum PTC hooked up to an Agilent 6890 (or Model 7890) Gas Chromatograph in series with an Agilent 5973 (or Model 5975C) MS detector. The COCs are separated by the gradual increase of temperature of GC oven from 45C to 200C and the column's internal coating. ALF's column of choice is a J&W DB-VRX 20 meter, 0.18mm ID, 1um df. This setup closely follows the requirements of EPA Method 8260D for identification and quantification.

The target compound list had a very wide range of project specific detection limit requirements between 1 and 100 ppb to meet the Florida GCTLs. The lab settled on a method detection level for all compounds of 1 ppb. This detection level allowed the compounds to be analyzed in the scan sensitivity mode only.

The compounds are identified by two ways: retention time and ion spectrum. Simply under repetitive flow rates and consistent oven variation of temperatures a compound will pass through a detector at the same time for unknown samples and known calibration standards. The time, after the start of a run, the compound passes through a detector to give a peak type response is known as the retention time. This is how any Gas Chromatograph with a detector identifies a compound. The MS detector has the additional power of compound ion spectrums which occur when the compounds are bombarded with electrons as they pass into the detector which causes the compounds to fragment. Each COC fragments differently from all other compounds thus this is an additional aid in identifying compounds. In the SIM mode, the detector looks for specific compound fragments which increase detector sensitivity.

The compounds are quantified by comparing area responses of unknown sample concentrations to known calibration standards. The greater the peak area response the greater the concentration of the COC present.

Dale Schamp was the designated Field Chemist for this project. Each day on the Field Activity Form (FAF), the sample analyst would document the sample field description, matrix, sample's date and collection time for each sample received. The FAF also recorded the date and time the sample was received by the mobile laboratory.

P.O. Box 349, Cape Canaveral, Florida 32920
E mail: dale.schamp@alf1992.info
Cell phone: 321–258-1355

Analytical Laboratories of Florida, Inc.

The FAF was also used to record the sample analysis time and volume utilized to perform the analysis. The GC/MS system is linear to 500 ppb for the COCs. Mr. Schamp may have utilized one or two SRI GC systems to determine the sample size which was required to run the sample on the GC/MS. This sample pre-screening process prevented the field chemist from doing multiple runs due to high COC concentrations in the groundwater sample which in turn allowed him to get the final data to the contractor quicker.

Quality Assurance (QA) is an important part of sample analysis. QA is utilized to aid in the measurement of the data quality generated. The FDEP and EPA methods require the mobile laboratory run: a calibration curve, laboratory duplicates, laboratory matrix spikes, daily instrument tune checks, daily method blanks, internal standards, surrogate standards and calibration check standards. Other than the initial calibration standards curves and tune checks, this information can be found in the Excel Data Summary Tables provided and/or the overall Project EDD table required by TetraTech.

Once the sample's analysis was completed, the chemist entered the data into an Excel Data Summary Table spreadsheet. ALF analyzed 4 sample(s) for matrix spike analysis to determine whether the samples themselves cause interferences with the data generation. Project requirements specify 5 % while ALF's frequency was 14 % (4/29). ALF analyzed 4 sample duplicate(s) to check analysis reproducibility. This is also required at a frequency of 5% while ALF did this at a rate of 14 % (4/29).

The following information is attached or included in the electronic deliverables:

1. TetraTech EDD Data Summary Tables which includes QC data
2. Field Activities Forms
3. A Copy of this Project Summary

The data generated has been reviewed and submitted under TetraTech's EDD format and the data has been reviewed by TetraTech personnel for errors. I can be reached at 321-258-1355, if you have any follow-up questions.

Sincerely,
ANALYTICAL LABORATORIES OF FLORIDA, INC.

Dale A Schamp

Dale Schamp
Chemist

P.O. Box 349, Cape Canaveral, Florida 32920
E mail: dale.schamp@alf1992.info
Cell phone: 321–258-1355

ANALYTICAL LABORATORIES OF FLORIDA

FIELD ACTIVITIES FORM

Project Name: LC-34 ALF Project: TT071519

Address: KSC, Fl.

PROJECT NOTES:

Method: EPA8260; Target Compounds: Vinyl chloride, Freon 113, 1,1-DCE, c/t-12,DCE, and TCE. Lab#1/GC#5

7/16/19 Activities:

1745 Rec 1 GW sample (2 @ 40 ml VOA vials) from DF. Field No. DP656@93' (1740); LabID TT071519-W13

1747 Remove 0.25 ml GW sample W-13 from VOA vial W-13C-1. Add int/surr stds. Load onto PT-5. FN: LC34-DPT656@93' / Lab ID: TT071519-W-13. 1757 Inject.

1805 Remove 5 ml GW sample W-13 from VOA vial W-13C-2. Add int/surr stds. Load onto PT-5. FN: LC34-DPT656@93' / Lab ID: TT071519-W-13r. 1815 Inject.

1815 Rec 1 GW sample (2 @ 40 ml VOA vials) from DF. Field No. DP656@98' (1810); LabID TT071519-W14

1822 Remove 5 ml GW sample W-14 from VOA vial W-14C-1. Add int/surr stds. Load onto PT-5. FN: LC34-DPT656@98' / Lab ID: TT071519-W-14. 1832 Inject.

7/17/19 Activities:

0919 Run BFB Dynamic hardware tune ; Refrigerator # 9 temp < -5C ; Ambient temp 81 F. JG Finneran C#340024-2895 lot# 7939181291V1

0920 Run method blank in (fn: 071719blk1.d) 10 ml H20. All analyte responses equal to or < 5% of lowest quantitation calibration standard.

0937 Run 10ml H20 with 100ng spike (fn: 071719ccv1.d). All compound responses between within 20 % expected response and ion ratios within 30% expected ratio.TuneGood.

1035 Rec 1 GW sample (2 @ 40 ml VOA vials) from DF. Field No. DP645-BLANKDI' (1030); LabID TT071519-W15

1040 Remove 10 ml GW sample W-15 from VOA vial W-15C-1. Add int/surr stds. Load onto PT-5. FN: LC34-DPT645-BLANKDI / Lab ID: TT071519-W-15. 1050 Inject.

1058 Remove 10 ml GW sample W-15 from VOA vial W-15C-2. Add 100ng,int/surr stds. Load onto PT-5. FN: LC34-DPT645-BLANKDI / Lab ID: TT071519-W-15MS.1108 Inject.

1155 Rec 1 GW sample (2 @ 40 ml VOA vials) from DF. Field No. DP645@83' (1150); LabID TT071519-W16

1155 Remove 0.035 ml GW sample W-16 from VOA vial W-16C-1. Add int/surr stds. Load onto PT-5. FN: LC34-DPT645@83' / Lab ID: TT071519-W-16. 1205 Inject.

1214 Remove 0.020 ml GW sample W-16 from VOA vial W-16C-2. Add int/surr stds. Load onto PT-5. FN: LC34-DPT645@83' / Lab ID: TT071519-W-16DUP. 1224 Inject.

1235 Rec 1 GW sample (2 @ 40 ml VOA vials) from DF. Field No. DP645@88' (1230); LabID TT071519-W17

1235 Remove 0.035 ml GW sample W-17 from VOA vial W-17C-1. Add int/surr stds. Load onto PT-5. FN: LC34-DPT645@88' / Lab ID: TT071519-W-17. 1245 Inject.

1254 Remove 0.010 ml GW sample W-17 from VOA vial W-17C-2. Add int/surr stds. Load onto PT-5. FN: LC34-DPT645@88' / Lab ID: TT071519-W-17r. 1304 Inject.

1335 Rec 1 GW sample (2 @ 40 ml VOA vials) from DF. Field No. DP645@93' (1330); LabID TT071519-W18

1335 Remove 0.035 ml GW sample W-18 from VOA vial W-18C-1. Add int/surr stds. Load onto PT-5. FN: LC34-DPT645@93' / Lab ID: TT071519-W-18. 1345 Inject.

1354 Remove 0.010 ml GW sample W-18 from VOA vial W-18C-2. Add int/surr stds. Load onto PT-5. FN: LC34-DPT645@93' / Lab ID: TT071519-W-18r. 1404 Inject.

1410 Rec 1 GW sample (2 @ 40 ml VOA vials) from DF. Field No. DP645@98' (1405); LabID TT071519-W19

1412 Remove 0.005 ml GW sample W-19 from VOA vial W-19C-1. Add int/surr stds. Load onto PT-5. FN: LC34-DPT645@98' / Lab ID: TT071519-W-19. 1422 Inject.

1645 Rec 1 GW sample (2 @ 40 ml VOA vials) from DF. Field No. DP679@83' (1640); LabID TT071519-W20

1648 Remove 0.035 ml GW sample W-20 from VOA vial W-20C-1. Add int/surr stds. Load onto PT-5. FN: LC34-DPT679@83' / Lab ID: TT071519-W-20. 1658 Inject.

1707 Remove 1 ml GW sample W-20 from VOA vial W-20C-2. Add int/surr stds. Load onto PT-5. FN: LC34-DPT679@83' / Lab ID: TT071519-W-20r. 1717 Inject.

1710 Rec 1 GW sample (2 @ 40 ml VOA vials) from DF. Field No. DP679@88' (1705); LabID TT071519-W21

1724 Remove 5 ml GW sample W-21 from VOA vial W-21C-1. Add int/surr stds. Load onto PT-5. FN: LC34-DPT679@88' / Lab ID: TT071519-W-21. 1734 Inject.

1743 Remove 1 ml GW sample W-21 from VOA vial W-21C-2. Add int/surr stds. Load onto PT-5. FN: LC34-DPT679@88' / Lab ID: TT071519-W-21r. 1753 Inject.

1735 Rec 1 GW sample (2 @ 40 ml VOA vials) from DF. Field No. DP679@93' (1730); LabID TT071519-W22

1801 Remove 0.035 ml GW sample W-22 from VOA vial W-22C-1. Add int/surr stds. Load onto PT-5. FN: LC34-DPT679@93' / Lab ID: TT071519-W-22. 1811 Inject.

1819 Remove 0.5 ml GW sample W-22 from VOA vial W-22C-2. Add int/surr stds. Load onto PT-5. FN: LC34-DPT679@93' / Lab ID: TT071519-W-22r. 1829 Inject.

1805 Rec 1 GW sample (2 @ 40 ml VOA vials) from DF. Field No. DP679@98' (1800); LabID TT071519-W23

1837 Remove 0.035 ml GW sample W-23 from VOA vial W-23C-1. Add int/surr stds. Load onto PT-5. FN: LC34-DPT679@98' / Lab ID: TT071519-W-23. 1847 Inject.

1855 Remove 1 ml GW sample W-23 from VOA vial W-23C-2. Add int/surr stds. Load onto PT-5. FN: LC34-DPT679@98' / Lab ID: TT071519-W-23r. 1905 Inject.

7/18/19 Activities:

0923 Run BFB Dynamic hardware tune ; Refrigerator # 9 temp < -5C ; Ambient temp 82 F. JG Finneran C#340024-2895 lot# 7939181291V1

1023 Run 10ml H20 with 100ng spike (fn: 071819ccv1.d). All compound responses between within 20 % expected response and ion ratios within 30% expected ratio.TuneGood.

1042 Run method blank in (fn: 071819blk1.d) 10 ml H20. All analyte responses equal to or < 5% of lowest quantitation calibration standard.

1100 Standby for MW samples…

7/19/19 Activities:

no samples

7/26/19 Activities:

1445 Receive 6 samples from Chuck Sorden. Temp = 42F. See COC for sample descriptions.

Sampler / Company On-site: Dan Forester - Tetratech

Delays:

Weather:

Date: 7/16-18-19,26/19

Signature:

Important phone calls / Changes:

ANALYTICAL LABORATORIES OF FLORIDA

FIELD ACTIVITIES FORM

Project Name: LC-34 ALF Project: TT071519

Address: KSC, Fl.

PROJECT NOTES:

Method: EPA8260; Target Compounds: Vinyl chloride, Freon 113, 1,1-DCE, c/t-12,DCE, and TCE. Lab#1/GC#5

7/26/19 Activities: Calibrate GC#5/Lab#1 Ref#2 Temperature: < 5C 0700 hrs.

Method (soil/water) Blank(s): All responses < 5% of Lowest reported Reg Limit

Cal(water/soil)Curve(s): fn: 072719DRY5F.M All % RF RSD < 20 %

Cal(water/soil)Curve(s): All standards ion ratios are within 30% of mid level standard. All compound Response Factor ratios are > 0.1 or >0.2

Cal(water/soil)Curve(s): Second Source expected % Recovery met +/- 30 % of expected response (ng)

Lowest Concen level: Recalibrated Detection level standard meet +/- 30 % expected response (10ng level)

Cal(water)Curve(s): Blank passed tune acceptance criteria of EPA 8260C Section 11.3.1

Quant Limit: 10 ng for all. Linear range to 5000ng except VC to 2000 ng.

0733 Run BFB Dynamic hardware tune ; Refrigerator # 9 temp < -5C ; Ambient temp 82 F. JG Finneran C#340024-2895 lot# 7939181291V1

0737 Run method blank in (fn: 072619blk1.d) 10 ml H20. All analyte responses equal to or < 5% of lowest quantitation calibration standard.TuneGood.

0830 to 1025 Run 10ml H20 with 10 to 5000 ng cal stds. All compound responses between within 20 % expected response and ion ratios within 30% expected ratio.

1046 Remove 1 ml GW sample W-24 from VOA vial W-24C-1. Add int/surr stds. Load onto PT-5. FN: LC34-IW155@83' (7/25 0940) / Lab ID: TT071519-W-24. 1056 Inject.

1105 Remove 0.035 ml GW sample W-24 from VOA vial W-24C-2. Add int/surr stds. Load onto PT-5. FN: LC34-IW155@83' (7/25 0940) / Lab ID: TT071519-W-24r. 1115 Inject.

1123 Remove 0.020 ml GW sample W-24 from VOA vial W-24C-2 syringe. Add int/surr stds. Load onto PT-5. FN: LC34-IW155@83' (7/25 0940) / Lab ID: TT071519-W-24T. 1133 Inject.

1141 Remove .035 ml GW sample W-25 from VOA vial W-25C-1. Add int/surr stds. Load onto PT-5. FN: LC34-IW156@90.5' (7/25 1425) / Lab ID: TT071519-W-25. 1151 Inject.

1200 Remove .010 ml GW sample W-25 from VOA vial W-25C-2. Add int/surr stds. Load onto PT-5. FN: LC34-IW156@90.5' (7/25 1425) / Lab ID: TT071519-W-25r. 1210 Inject.

1219 Remove .003 ml GW sample W-25 from VOA vial W-25C-2 syringe. Add int/surr stds. Load onto PT-5. FN: LC34-IW156@90.5' (7/25 1425) / Lab ID: TT071519-W-25T. 1229 Inject.

1239 Remove .035 ml GW sample W-26 from VOA vial W-26C-1. Add int/surr stds. Load onto PT-5. FN: LC34-IW157@90.5' (7/25 1505) / Lab ID: TT071519-W-26. 1249 Inject.

1259 Remove .5 ml GW sample W-26 from VOA vial W-26C-2. Add int/surr stds. Load onto PT-5. FN: LC34-IW157@90.5' (7/25 1505) / Lab ID: TT071519-W-26r. 1309 Inject.

1318 Remove 10 ml GW sample W-27 from VOA vial W-27C-1. Add int/surr stds. Load onto PT-5. FN: LC34-IW158@90.5' (7/26 1120) / Lab ID: TT071519-W-27. 1328 Inject.

1346 Run method blank in (fn: 072619blk3.d) 10 ml H20. All analyte responses equal to or < 5% of lowest quantitation calibration standard. Carryover rerun.

1404 Run method blank in (fn: 072619blk4.d) 10 ml H20. All analyte responses equal to or < 5% of lowest quantitation calibration standard.

1425 Remove 0.01 ml GW sample W-27 from VOA vial W-27C-2. Add int/surr stds. Load onto PT-5. FN: LC34-IW158@90.5' (7/26 1120) / Lab ID: TT071519-W-27r. 1435 Inject.

1443 Remove 0.005 ml GW sample W-27 from VOA vial W-27C-2 syringe. Add int/surr stds. Load onto PT-5. FN: LC34-IW158@90.5' (7/26 1120) / Lab ID: TT071519-W-27T. 1453 Inject.

1506 Remove 0.035 ml GW sample W-28 from VOA vial W-28C-1. Add int/surr stds. Load onto PT-5. FN: LC34-IW159@90.5' (7/26 1230) / Lab ID: TT071519-W-28. 1516 Inject.

1545 Remove 5 ml GW sample W-28 from VOA vial W-28C-2. Add int/surr stds. Load onto PT-5. FN: LC34-IW159@90.5' (7/26 1230) / Lab ID: TT071519-W-28r. 1555 Inject.

1604 Remove 10 ml GW sample W-26 from VOA vial W-26C-2 syringe. Add int/surr stds. Load onto PT-5. FN: LC34-IW157@90.5' (7/25 1505) / Lab ID: TT071519-W-26T. 1614 Inject.

1642 Remove 10 ml GW sample W-28 from VOA vial W-28C-2 syringe . Add int/surr stds. Load onto PT-5. FN: LC34-IW159@90.5' (7/26 1230) / Lab ID: TT071519-W-28DUP. 1652 Inject.

1718 Remove 10 ml GW sample W-26 from VOA vial W-26C-2 syringe2. Add int100ng./surr stds. Load onto PT-5. FN: LC34-IW157@90.5' (7/25 1505) / Lab ID: TT071519-W-26MS. 1718 Inject.

1738 Remove 0.035 ml GW sample W-29 from VOA vial W-29C-1. Add int/surr stds. Load onto PT-5. FN: HBF-DRUM195337 (7/26 0955) / Lab ID: TT071519-W-29. 1748 Inject.

1756 Remove 10 ml GW sample W-29 from VOA vial W-29C-2. Add int/surr stds. Load onto PT-5. FN: HBF-DRUM195337 (7/26 0955) / Lab ID: TT071519-W-29r. 1806 Inject.

1815 Discard samples in IDW drum.

Sampler / Company On-site: Dan Forester or Chuck Sorden - Tetratech

Delays:

Weather:

Date: 7/16-18-19,26/19 Page 3 of 3

Signature:

Important phone calls / Changes:

ANALYTICAL LABORATORIES OF FLORIDA

FIELD ACTIVITIES FORM

Project Name: LC-34 ALF Project: TT071519

Address: KSC, Fl.

PROJECT NOTES:

Method: EPA8260; Target Compounds: Vinyl chloride, Freon 113, 1,1-DCE, c/t-12,DCE, and TCE. Lab#1/GC#5

7/15/19 Activities: Calibrate GC#5/Lab#1 Ref#2 Temperature: < 5C 0700 hrs.

Method (soil/water) Blank(s): All responses < 5% of Lowest reported Reg Limit

Cal(water/soil)Curve(s): fn: 071519DRY6F.M All % RF RSD < 20 %

Cal(water/soil)Curve(s): All standards ion ratios are within 30% of mid level standard. All compound Response Factor ratios are > 0.1 or >0.2

Cal(water/soil)Curve(s): Second Source expected % Recovery met +/- 30 % of expected response (ng)

Lowest Concen level: Recalibrated Detection level standard meet +/- 30 % expected response (10ng level)

Cal(water)Curve(s): Blank passed tune acceptance criteria of EPA 8260C Section 11.3.1

Quant Limit: 10 ng for all. Linear range to 5000ng except VC to 2000 ng.

0744 Run BFB Dynamic hardware tune ; Refrigerator # 9 temp < -5C ; Ambient temp 81 F. JG Finneran C#340024-2895 lot# 7939181291V1

0748 Run method blank in (fn: 071519blk1.d) 10 ml H20. All analyte responses equal to or < 5% of lowest quantitation calibration standard.TuneGood.

0809 - 1100 Run cal std for curve, go to LC34, standby….

1553 Rec 1 GW sample (2 @ 40 ml VOA vials) from DF. Field No. DP648-BLANKDI' (1552); LabID TT071519-W01

1553 Remove 10 ml GW sample W-01 from VOA vial W-01C-1. Add int/surr stds. Load onto PT-5. FN: LC34-DPT648-BLANKDI / Lab ID: TT071519-W-01. 1603 Inject.

1612 Remove 10 ml GW sample W-01 from VOA vial W-01C-2. Add 100ng,int/surr stds. Load onto PT-5. FN: LC34-DPT648-BLANKDI / Lab ID: TT071519-W-01MS. 1622 Inject.

1620 Rec 1 GW sample (2 @ 40 ml VOA vials) from DF. Field No. DP648@98' (1610); LabID TT071519-W02

1631 Remove 0.035 ml GW sample W-02 from VOA vial W-02C-1. Add int/surr stds. Load onto PT-5. FN: LC34-DPT648@98' / Lab ID: TT071519-W-02. 1641 Inject.

1640 Rec 1 GW sample (2 @ 40 ml VOA vials) from DF. Field No. DP648@93' (1632); LabID TT071519-W03

1651 Remove 0.025 ml GW sample W-02 from VOA vial W-02C-2. Add int/surr stds. Load onto PT-5. FN: LC34-DPT648@98' / Lab ID: TT071519-W-02dup. 1701 Inject.

1700 Rec 1 GW sample (2 @ 40 ml VOA vials) from DF. Field No. DP648@88' (1655); LabID TT071519-W04

1710 Remove 0.010 ml GW sample W-03 from VOA vial W-03C-1. Add int/surr stds. Load onto PT-5. FN: LC34-DPT648@93' / Lab ID: TT071519-W-03. 1720 Inject.

1725 Rec 1 GW sample (2 @ 40 ml VOA vials) from DF. Field No. DP648@83' (1720); LabID TT071519-W05

1728 Remove 0.020 ml GW sample W-04 from VOA vial W-04C-1. Add int/surr stds. Load onto PT-5. FN: LC34-DPT648@88' / Lab ID: TT071519-W-04. 1738 Inject.

1746 Remove 0.035 ml GW sample W-05 from VOA vial W-05C-1. Add int/surr stds. Load onto PT-5. FN: LC34-DPT648@83' / Lab ID: TT071519-W-05. 1756 Inject.

1804 Remove 0.010 ml GW sample W-05 from VOA vial W-05C-2. Add int/surr stds. Load onto PT-5. FN: LC34-DPT648@83' / Lab ID: TT071519-W-05R. 1814 Inject.

7/16/19 Activities: Lab#1/GC#5

0807 Run BFB Dynamic hardware tune ; Refrigerator # 9 temp < -5C ; Ambient temp 82 F. JG Finneran C#340024-2895 lot# 7939181291V1

0834 Run method blank in (fn: 071619blk1.d) 10 ml H20. All analyte responses equal to or < 5% of lowest quantitation calibration standard.TuneGood.

0853 Run 10ml H20 with 100ng spike (fn: 071619ccv1.d). All compound responses between within 20 % expected response and ion ratios within 30% expected ratio.

0900 Rec 1 GW sample (2 @ 40 ml VOA vials) from DF. Field No. DP650-BLANKDI' (0855); LabID TT071519-W06

0905 Remove 10 ml GW sample W-06 from VOA vial W-06C-1. Add int/surr stds. Load onto PT-5. FN: LC34-DPT650-BLANKDI / Lab ID: TT071519-W-06. 0915 Inject.

0923 Remove 10 ml GW sample W-06 from VOA vial W-06C-2. Add 100ng,int/surr stds. Load onto PT-5. FN: LC34-DPT650-BLANKDI / Lab ID: TT071519-W-06MS. 0933 Inject.

0955 Rec 1 GW sample (2 @ 40 ml VOA vials) from DF. Field No. DP650@83' (0950); LabID TT071519-W07

0957 Remove 0.020 ml GW sample W-07 from VOA vial W-07C-1. Add int/surr stds. Load onto PT-5. FN: LC34-DPT650@83' / Lab ID: TT071519-W-07. 1007 Inject.

1015 Remove 0.035 ml GW sample W-07 from VOA vial W-07C-2. Add int/surr stds. Load onto PT-5. FN: LC34-DPT650@83' / Lab ID: TT071519-W-07dup. 1025 Inject.

1035 Rec 1 GW sample (2 @ 40 ml VOA vials) from DF. Field No. DP650@88' (1030); LabID TT071519-W08

1036 Remove 0.010 ml GW sample W-08 from VOA vial W-08C-1. Add int/surr stds. Load onto PT-5. FN: LC34-DPT650@88' / Lab ID: TT071519-W-08. 1046 Inject.

1055 Remove 0.035 ml GW sample W-08 from VOA vial W-08C-2. Add int/surr stds. Load onto PT-5. FN: LC34-DPT650@88' / Lab ID: TT071519-W-08r. 1105 Inject.

1120 Rec 1 GW sample (2 @ 40 ml VOA vials) from DF. Field No. DP650@93' (1115); LabID TT071519-W09

1120 Remove 0.010 ml GW sample W-09 from VOA vial W-09C-1. Add int/surr stds. Load onto PT-5. FN: LC34-DPT650@93' / Lab ID: TT071519-W-09. 1130 Inject.

1203 Rec 1 GW sample (2 @ 40 ml VOA vials) from DF. Field No. DP650@98' (1158); LabID TT071519-W10

1203 Remove 0.010 ml GW sample W-10 from VOA vial W-10C-1. Add int/surr stds. Load onto PT-5. FN: LC34-DPT650@98' / Lab ID: TT071519-W-10. 1213 Inject.

1230 Remove 0.035 ml GW sample W-10 from VOA vial W-10C-2. Add int/surr stds. Load onto PT-5. FN: LC34-DPT650@98' / Lab ID: TT071519-W-10r. 1240 Inject.

1624 Rec 1 GW sample (2 @ 40 ml VOA vials) from DF. Field No. DP656@83' (1620); LabID TT071519-W11

1635 Remove 1 ml GW sample W-11 from VOA vial W-11C-1. Add int/surr stds. Load onto PT-5. FN: LC34-DPT656@83' / Lab ID: TT071519-W-11. 1645 Inject.

1653 Remove 10 ml GW sample W-11 from VOA vial W-11C-2. Add int/surr stds. Load onto PT-5. FN: LC34-DPT656@83' / Lab ID: TT071519-W-11r. 1703 Inject.

1700 Rec 1 GW sample (2 @ 40 ml VOA vials) from DF. Field No. DP656@88' (1655); LabID TT071519-W12

1710 Remove 5 ml GW sample W-12 from VOA vial W-12C-1. Add int/surr stds. Load onto PT-5. FN: LC34-DPT656@88' / Lab ID: TT071519-W-12. 1720 Inject.

1729 Remove 10 ml GW sample W-12 from VOA vial W-12C-2. Add int/surr stds. Load onto PT-5. FN: LC34-DPT656@88' / Lab ID: TT071519-W-12r. 1739 Inject.

Sampler / Company On-site: Dan Forester - Tetratech

Delays: _____

Weather: _____

Date: 7/15-16/19 Page 1 of 3

Signature: 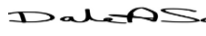

Important phone calls / Changes:

Analytical Laboratories of Florida, Inc.
TT071519 Lab Report

Sample	Matrix	Sample Date	Top Depth	Bottom Depth	SDG	Parameter	CAS	Lab Result	Lab Qualifier	Units
LC34-DPT0645-083.0-20190717	GW	7/17/2019	81	85	TT071519	1,1,2-TRICHLOROTRIFLUOROETHANE	76-13-1	290	U	UG/L
LC34-DPT0645-083.0-20190717	GW	7/17/2019	81	85	TT071519	TRICHLOROETHENE	79-01-6	256000		UG/L
LC34-DPT0645-088.0-20190717	GW	7/17/2019	86	90	TT071519	CIS-1,2-DICHLOROETHENE	156-59-2	36400		UG/L
LC34-DPT0645-093.0-20190717	GW	7/17/2019	91	95	TT071519	1,1,2-TRICHLOROTRIFLUOROETHANE	76-13-1	290	U	UG/L
LC34-DPT0645-093.0-20190717	GW	7/17/2019	91	95	TT071519	TRICHLOROETHENE	79-01-6	285000		UG/L
LC34-DPT0645-098.0-20190717	GW	7/17/2019	96	100	TT071519	CIS-1,2-DICHLOROETHENE	156-59-2	1400		UG/L
LC34-DPT0648-083.0-20190715	GW	7/15/2019	81	85	TT071519	1,1,2-TRICHLOROTRIFLUOROETHANE	76-13-1	2200		UG/L
LC34-DPT0648-083.0-20190715	GW	7/15/2019	81	85	TT071519	TRICHLOROETHENE	79-01-6	326000		UG/L
LC34-DPT0648-088.0-20190715	GW	7/15/2019	86	90	TT071519	CIS-1,2-DICHLOROETHENE	156-59-2	650		UG/L
LC34-DPT0648-093.0-20190715	GW	7/15/2019	91	95	TT071519	1,1,2-TRICHLOROTRIFLUOROETHANE	76-13-1	1000	U	UG/L
LC34-DPT0648-093.0-20190715	GW	7/15/2019	91	95	TT071519	TRICHLOROETHENE	79-01-6	145000		UG/L
LC34-DPT0648-098.0-20190715	GW	7/15/2019	96	100	TT071519	CIS-1,2-DICHLOROETHENE	156-59-2	1400		UG/L
LC34-DPT0679-083.0-20190717	GW	7/17/2019	81	85	TT071519	1,1,2-TRICHLOROTRIFLUOROETHANE	76-13-1	10	U	UG/L
LC34-DPT0679-083.0-20190717	GW	7/17/2019	81	85	TT071519	TRICHLOROETHENE	79-01-6	1700		UG/L
LC34-DPT0679-088.0-20190717	GW	7/17/2019	86	90	TT071519	CIS-1,2-DICHLOROETHENE	156-59-2	79		UG/L
LC34-DPT0679-093.0-20190717	GW	7/17/2019	91	95	TT071519	1,1,2-TRICHLOROTRIFLUOROETHANE	76-13-1	20	U	UG/L
LC34-DPT0679-093.0-20190717	GW	7/17/2019	91	95	TT071519	TRICHLOROETHENE	79-01-6	3500		UG/L
LC34-DPT0679-098.0-20190717	GW	7/17/2019	96	100	TT071519	CIS-1,2-DICHLOROETHENE	156-59-2	13		UG/L
LC34-IW0155-083.0-20190725	GW	7/25/2019	79	87	TT071519	1,1-DICHLOROETHENE	75-35-4	22		UG/L
LC34-IW0155-083.0-20190725	GW	7/25/2019	79	87	TT071519	VINYL CHLORIDE	75-01-4	10	U	UG/L
LC34-IW0156-090.5-20190725	GW	7/25/2019	85	95	TT071519	TRANS-1,2-DICHLOROETHENE	156-60-5	290	U	UG/L
LC34-IW0157-090.5-20190725	GW	7/25/2019	85	95	TT071519	1,1-DICHLOROETHENE	75-35-4	1	U	UG/L
LC34-IW0157-090.5-20190725	GW	7/25/2019	85	95	TT071519	VINYL CHLORIDE	75-01-4	1	U	UG/L
LC34-IW0158-090.5-20190726	GW	7/26/2019	85	95	TT071519	TRANS-1,2-DICHLOROETHENE	156-60-5	2000	U	UG/L
LC34-IW0159-090.5-20190726	GW	7/26/2019	-9999	-9999	TT071519	1,1-DICHLOROETHENE	75-35-4	2	U	UG/L
LC34-IW0159-090.5-20190726	GW	7/26/2019	-9999	-9999	TT071519	VINYL CHLORIDE	75-01-4	2	U	UG/L
LC34-DPT0650-083.0-20190716	GW	7/16/2019	81	85	TT071519	CIS-1,2-DICHLOROETHENE	156-59-2	1500		UG/L
LC34-DPT0650-088.0-20190716	GW	7/16/2019	86	90	TT071519	1,1,2-TRICHLOROTRIFLUOROETHANE	76-13-1	290	U	UG/L
LC34-DPT0650-088.0-20190716	GW	7/16/2019	86	90	TT071519	TRICHLOROETHENE	79-01-6	122000		UG/L
LC34-DPT0650-093.0-20190716	GW	7/16/2019	91	95	TT071519	CIS-1,2-DICHLOROETHENE	156-59-2	7800		UG/L
LC34-DPT0650-098.0-20190716	GW	7/16/2019	96	100	TT071519	1,1,2-TRICHLOROTRIFLUOROETHANE	76-13-1	290	U	UG/L
LC34-DPT0650-098.0-20190716	GW	7/16/2019	96	100	TT071519	TRICHLOROETHENE	79-01-6	290	U	UG/L
LC34-DPT0656-083.0-20190716	GW	7/16/2019	81	85	TT071519	CIS-1,2-DICHLOROETHENE	156-59-2	63		UG/L
LC34-DPT0656-088.0-20190716	GW	7/16/2019	86	90	TT071519	1,1,2-TRICHLOROTRIFLUOROETHANE	76-13-1	1	U	UG/L
LC34-DPT0656-088.0-20190716	GW	7/16/2019	86	90	TT071519	TRICHLOROETHENE	79-01-6	73		UG/L
LC34-DPT0656-093.0-20190716	GW	7/16/2019	91	95	TT071519	CIS-1,2-DICHLOROETHENE	156-59-2	110		UG/L
LC34-DPT0656-098.0-20190716	GW	7/16/2019	96	100	TT071519	1,1,2-TRICHLOROTRIFLUOROETHANE	76-13-1	2	U	UG/L
LC34-DPT0656-098.0-20190716	GW	7/16/2019	96	100	TT071519	TRICHLOROETHENE	79-01-6	60		UG/L
LC34-DPT0645-083.0-20190717	GW	7/17/2019	81	85	TT071519	CIS-1,2-DICHLOROETHENE	156-59-2	15100		UG/L
LC34-DPT0645-088.0-20190717	GW	7/17/2019	86	90	TT071519	1,1,2-TRICHLOROTRIFLUOROETHANE	76-13-1	290	U	UG/L

Sample	Matrix	Sample Date	Top Depth	Bottom Depth	SDG	Parameter	CAS	Lab Result	Lab Qualifier	Units
LC34-DPT0645-088.0-20190717	GW	7/17/2019	86	90	TT071519	TRICHLOROETHENE	79-01-6	276000		UG/L
LC34-DPT0645-093.0-20190717	GW	7/17/2019	91	95	TT071519	CIS-1,2-DICHLOROETHENE	156-59-2	3300		UG/L
LC34-DPT0645-098.0-20190717	GW	7/17/2019	96	100	TT071519	1,1,2-TRICHLOROTRIFLUOROETHANE	76-13-1	290	U	UG/L
LC34-DPT0645-098.0-20190717	GW	7/17/2019	96	100	TT071519	TRICHLOROETHENE	79-01-6	521000		UG/L
LC34-DPT0648-083.0-20190715	GW	7/15/2019	81	85	TT071519	CIS-1,2-DICHLOROETHENE	156-59-2	3600		UG/L
LC34-DPT0648-088.0-20190715	GW	7/15/2019	86	90	TT071519	1,1,2-TRICHLOROTRIFLUOROETHANE	76-13-1	500	U	UG/L
LC34-DPT0648-088.0-20190715	GW	7/15/2019	86	90	TT071519	TRICHLOROETHENE	79-01-6	76600		UG/L
LC34-DPT0648-093.0-20190715	GW	7/15/2019	91	95	TT071519	CIS-1,2-DICHLOROETHENE	156-59-2	1500		UG/L
LC34-DPT0648-098.0-20190715	GW	7/15/2019	96	100	TT071519	1,1,2-TRICHLOROTRIFLUOROETHANE	76-13-1	710		UG/L
LC34-DPT0648-098.0-20190715	GW	7/15/2019	96	100	TT071519	TRICHLOROETHENE	79-01-6	157000		UG/L
LC34-DPT0679-083.0-20190717	GW	7/17/2019	81	85	TT071519	CIS-1,2-DICHLOROETHENE	156-59-2	240		UG/L
LC34-DPT0679-088.0-20190717	GW	7/17/2019	86	90	TT071519	1,1,2-TRICHLOROTRIFLUOROETHANE	76-13-1	25		UG/L
LC34-DPT0679-088.0-20190717	GW	7/17/2019	86	90	TT071519	TRICHLOROETHENE	79-01-6	4300		UG/L
LC34-DPT0679-093.0-20190717	GW	7/17/2019	91	95	TT071519	CIS-1,2-DICHLOROETHENE	156-59-2	61		UG/L
LC34-DPT0679-098.0-20190717	GW	7/17/2019	96	100	TT071519	1,1,2-TRICHLOROTRIFLUOROETHANE	76-13-1	10	U	UG/L
LC34-DPT0679-098.0-20190717	GW	7/17/2019	96	100	TT071519	TRICHLOROETHENE	79-01-6	1000		UG/L
LC34-IW0155-083.0-20190725	GW	7/25/2019	79	87	TT071519	TRANS-1,2-DICHLOROETHENE	156-60-5	10	U	UG/L
LC34-IW0156-090.5-20190725	GW	7/25/2019	85	95	TT071519	1,1-DICHLOROETHENE	75-35-4	290	U	UG/L
LC34-IW0156-090.5-20190725	GW	7/25/2019	85	95	TT071519	VINYL CHLORIDE	75-01-4	290	U	UG/L
LC34-IW0157-090.5-20190725	GW	7/25/2019	85	95	TT071519	TRANS-1,2-DICHLOROETHENE	156-60-5	1	U	UG/L
LC34-IW0158-090.5-20190726	GW	7/26/2019	85	95	TT071519	1,1-DICHLOROETHENE	75-35-4	2000	U	UG/L
LC34-IW0158-090.5-20190726	GW	7/26/2019	85	95	TT071519	VINYL CHLORIDE	75-01-4	2000	U	UG/L
LC34-IW0159-090.5-20190726	GW	7/26/2019	-9999	-9999	TT071519	TRANS-1,2-DICHLOROETHENE	156-60-5	2	U	UG/L
LC34-DPT0650-083.0-20190716	GW	7/16/2019	81	85	TT071519	1,1,2-TRICHLOROTRIFLUOROETHANE	76-13-1	350		UG/L
LC34-DPT0650-083.0-20190716	GW	7/16/2019	81	85	TT071519	TRICHLOROETHENE	79-01-6	92900		UG/L
LC34-DPT0650-088.0-20190716	GW	7/16/2019	86	90	TT071519	CIS-1,2-DICHLOROETHENE	156-59-2	39700		UG/L
LC34-DPT0650-093.0-20190716	GW	7/16/2019	91	95	TT071519	1,1,2-TRICHLOROTRIFLUOROETHANE	76-13-1	1000	U	UG/L
LC34-DPT0650-093.0-20190716	GW	7/16/2019	91	95	TT071519	TRICHLOROETHENE	79-01-6	205000		UG/L
LC34-DPT0650-098.0-20190716	GW	7/16/2019	96	100	TT071519	CIS-1,2-DICHLOROETHENE	156-59-2	1400		UG/L
LC34-DPT0656-083.0-20190716	GW	7/16/2019	81	85	TT071519	1,1,2-TRICHLOROTRIFLUOROETHANE	76-13-1	1	U	UG/L
LC34-DPT0656-083.0-20190716	GW	7/16/2019	81	85	TT071519	TRICHLOROETHENE	79-01-6	300		UG/L
LC34-DPT0656-088.0-20190716	GW	7/16/2019	86	90	TT071519	CIS-1,2-DICHLOROETHENE	156-59-2	14		UG/L
LC34-DPT0656-093.0-20190716	GW	7/16/2019	91	95	TT071519	1,1,2-TRICHLOROTRIFLUOROETHANE	76-13-1	2	U	UG/L
LC34-DPT0656-093.0-20190716	GW	7/16/2019	91	95	TT071519	TRICHLOROETHENE	79-01-6	500		UG/L
LC34-DPT0656-098.0-20190716	GW	7/16/2019	96	100	TT071519	CIS-1,2-DICHLOROETHENE	156-59-2	21		UG/L
LC34-DPT0645-083.0-20190717	GW	7/17/2019	81	85	TT071519	TRANS-1,2-DICHLOROETHENE	156-60-5	290	U	UG/L
LC34-DPT0645-088.0-20190717	GW	7/17/2019	86	90	TT071519	1,1-DICHLOROETHENE	75-35-4	290	U	UG/L
LC34-DPT0645-088.0-20190717	GW	7/17/2019	86	90	TT071519	VINYL CHLORIDE	75-01-4	290	U	UG/L
LC34-DPT0645-093.0-20190717	GW	7/17/2019	91	95	TT071519	TRANS-1,2-DICHLOROETHENE	156-60-5	290	U	UG/L
LC34-DPT0645-098.0-20190717	GW	7/17/2019	96	100	TT071519	1,1-DICHLOROETHENE	75-35-4	290	U	UG/L

Sample	Matrix	Sample Date	Top Depth	Bottom Depth	SDG	Parameter	CAS	Lab Result	Lab Qualifier	Units
LC34-DPT0645-098.0-20190717	GW	7/17/2019	96	100	TT071519	VINYL CHLORIDE	75-01-4	2000	U	UG/L
LC34-DPT0648-083.0-20190715	GW	7/15/2019	81	85	TT071519	TRANS-1,2-DICHLOROETHENE	156-60-5	290	U	UG/L
LC34-DPT0648-088.0-20190715	GW	7/15/2019	86	90	TT071519	1,1-DICHLOROETHENE	75-35-4	500	U	UG/L
LC34-DPT0648-088.0-20190715	GW	7/15/2019	86	90	TT071519	VINYL CHLORIDE	75-01-4	500	U	UG/L
LC34-DPT0648-093.0-20190715	GW	7/15/2019	91	95	TT071519	TRANS-1,2-DICHLOROETHENE	156-60-5	1000	U	UG/L
LC34-DPT0648-098.0-20190715	GW	7/15/2019	96	100	TT071519	1,1-DICHLOROETHENE	75-35-4	290	U	UG/L
LC34-DPT0648-098.0-20190715	GW	7/15/2019	96	100	TT071519	VINYL CHLORIDE	75-01-4	290	U	UG/L
LC34-DPT0679-083.0-20190717	GW	7/17/2019	81	85	TT071519	TRANS-1,2-DICHLOROETHENE	156-60-5	10	U	UG/L
LC34-DPT0679-088.0-20190717	GW	7/17/2019	86	90	TT071519	1,1-DICHLOROETHENE	75-35-4	2	U	UG/L
LC34-DPT0679-088.0-20190717	GW	7/17/2019	86	90	TT071519	VINYL CHLORIDE	75-01-4	2	U	UG/L
LC34-DPT0679-093.0-20190717	GW	7/17/2019	91	95	TT071519	TRANS-1,2-DICHLOROETHENE	156-60-5	20	U	UG/L
LC34-DPT0679-098.0-20190717	GW	7/17/2019	96	100	TT071519	1,1-DICHLOROETHENE	75-35-4	10	U	UG/L
LC34-DPT0679-098.0-20190717	GW	7/17/2019	96	100	TT071519	VINYL CHLORIDE	75-01-4	10	U	UG/L
LC34-IW0155-083.0-20190725	GW	7/25/2019	79	87	TT071519	1,1,2-TRICHLOROTRIFLUOROETHANE	76-13-1	750		UG/L
LC34-IW0155-083.0-20190725	GW	7/25/2019	79	87	TT071519	TRICHLOROETHENE	79-01-6	208000		UG/L
LC34-IW0156-090.5-20190725	GW	7/25/2019	85	95	TT071519	CIS-1,2-DICHLOROETHENE	156-59-2	28700		UG/L
LC34-IW0157-090.5-20190725	GW	7/25/2019	85	95	TT071519	1,1,2-TRICHLOROTRIFLUOROETHANE	76-13-1	1	U	UG/L
LC34-IW0157-090.5-20190725	GW	7/25/2019	85	95	TT071519	TRICHLOROETHENE	79-01-6	4		UG/L
LC34-IW0158-090.5-20190726	GW	7/26/2019	85	95	TT071519	CIS-1,2-DICHLOROETHENE	156-59-2	8200		UG/L
LC34-IW0159-090.5-20190726	GW	7/26/2019	-9999	-9999	TT071519	1,1,2-TRICHLOROTRIFLUOROETHANE	76-13-1	2	U	UG/L
LC34-IW0159-090.5-20190726	GW	7/26/2019	-9999	-9999	TT071519	TRICHLOROETHENE	79-01-6	320		UG/L
LC34-DPT0650-083.0-20190716	GW	7/16/2019	81	85	TT071519	1,1-DICHLOROETHENE	75-35-4	290	U	UG/L
LC34-DPT0650-083.0-20190716	GW	7/16/2019	81	85	TT071519	VINYL CHLORIDE	75-01-4	290	U	UG/L
LC34-DPT0650-088.0-20190716	GW	7/16/2019	86	90	TT071519	TRANS-1,2-DICHLOROETHENE	156-60-5	290	U	UG/L
LC34-DPT0650-093.0-20190716	GW	7/16/2019	91	95	TT071519	1,1-DICHLOROETHENE	75-35-4	1000	U	UG/L
LC34-DPT0650-093.0-20190716	GW	7/16/2019	91	95	TT071519	VINYL CHLORIDE	75-01-4	1000	U	UG/L
LC34-DPT0650-098.0-20190716	GW	7/16/2019	96	100	TT071519	TRANS-1,2-DICHLOROETHENE	156-60-5	290	U	UG/L
LC34-DPT0656-083.0-20190716	GW	7/16/2019	81	85	TT071519	1,1-DICHLOROETHENE	75-35-4	1	U	UG/L
LC34-DPT0656-083.0-20190716	GW	7/16/2019	81	85	TT071519	VINYL CHLORIDE	75-01-4	1	U	UG/L
LC34-DPT0656-088.0-20190716	GW	7/16/2019	86	90	TT071519	TRANS-1,2-DICHLOROETHENE	156-60-5	1	U	UG/L
LC34-DPT0656-093.0-20190716	GW	7/16/2019	91	95	TT071519	1,1-DICHLOROETHENE	75-35-4	2	U	UG/L
LC34-DPT0656-093.0-20190716	GW	7/16/2019	91	95	TT071519	VINYL CHLORIDE	75-01-4	2	U	UG/L
LC34-DPT0656-098.0-20190716	GW	7/16/2019	96	100	TT071519	TRANS-1,2-DICHLOROETHENE	156-60-5	2	U	UG/L
LC34-DPT0645-083.0-20190717	GW	7/17/2019	81	85	TT071519	1,1-DICHLOROETHENE	75-35-4	290	U	UG/L
LC34-DPT0645-083.0-20190717	GW	7/17/2019	81	85	TT071519	VINYL CHLORIDE	75-01-4	290	U	UG/L
LC34-DPT0645-088.0-20190717	GW	7/17/2019	86	90	TT071519	TRANS-1,2-DICHLOROETHENE	156-60-5	290	U	UG/L
LC34-DPT0645-093.0-20190717	GW	7/17/2019	91	95	TT071519	1,1-DICHLOROETHENE	75-35-4	290	U	UG/L
LC34-DPT0645-093.0-20190717	GW	7/17/2019	91	95	TT071519	VINYL CHLORIDE	75-01-4	290	U	UG/L
LC34-DPT0645-098.0-20190717	GW	7/17/2019	96	100	TT071519	TRANS-1,2-DICHLOROETHENE	156-60-5	290	U	UG/L
LC34-DPT0648-083.0-20190715	GW	7/15/2019	81	85	TT071519	1,1-DICHLOROETHENE	75-35-4	290	U	UG/L

Sample	Matrix	Sample Date	Top Depth	Bottom Depth	SDG	Parameter	CAS	Lab Result	Lab Qualifier	Units
LC34-DPT0648-083.0-20190715	GW	7/15/2019	81	85	TT071519	VINYL CHLORIDE	75-01-4	290	U	UG/L
LC34-DPT0648-088.0-20190715	GW	7/15/2019	86	90	TT071519	TRANS-1,2-DICHLOROETHENE	156-60-5	500	U	UG/L
LC34-DPT0648-093.0-20190715	GW	7/15/2019	91	95	TT071519	1,1-DICHLOROETHENE	75-35-4	1000	U	UG/L
LC34-DPT0648-093.0-20190715	GW	7/15/2019	91	95	TT071519	VINYL CHLORIDE	75-01-4	1000	U	UG/L
LC34-DPT0648-098.0-20190715	GW	7/15/2019	96	100	TT071519	TRANS-1,2-DICHLOROETHENE	156-60-5	290	U	UG/L
LC34-DPT0679-083.0-20190717	GW	7/17/2019	81	85	TT071519	1,1-DICHLOROETHENE	75-35-4	10	U	UG/L
LC34-DPT0679-083.0-20190717	GW	7/17/2019	81	85	TT071519	VINYL CHLORIDE	75-01-4	10	U	UG/L
LC34-DPT0679-088.0-20190717	GW	7/17/2019	86	90	TT071519	TRANS-1,2-DICHLOROETHENE	156-60-5	2	U	UG/L
LC34-DPT0679-093.0-20190717	GW	7/17/2019	91	95	TT071519	1,1-DICHLOROETHENE	75-35-4	20	U	UG/L
LC34-DPT0679-093.0-20190717	GW	7/17/2019	91	95	TT071519	VINYL CHLORIDE	75-01-4	20	U	UG/L
LC34-DPT0679-098.0-20190717	GW	7/17/2019	96	100	TT071519	TRANS-1,2-DICHLOROETHENE	156-60-5	10	U	UG/L
LC34-IW0155-083.0-20190725	GW	7/25/2019	79	87	TT071519	CIS-1,2-DICHLOROETHENE	156-59-2	1600		UG/L
LC34-IW0156-090.5-20190725	GW	7/25/2019	85	95	TT071519	1,1,2-TRICHLOROTRIFLUOROETHANE	76-13-1	290	U	UG/L
LC34-IW0156-090.5-20190725	GW	7/25/2019	85	95	TT071519	TRICHLOROETHENE	79-01-6	728000		UG/L
LC34-IW0157-090.5-20190725	GW	7/25/2019	85	95	TT071519	CIS-1,2-DICHLOROETHENE	156-59-2	1	U	UG/L
LC34-IW0158-090.5-20190726	GW	7/26/2019	85	95	TT071519	1,1,2-TRICHLOROTRIFLUOROETHANE	76-13-1	2000	U	UG/L
LC34-IW0158-090.5-20190726	GW	7/26/2019	85	95	TT071519	TRICHLOROETHENE	79-01-6	733000		UG/L
LC34-IW0159-090.5-20190726	GW	7/26/2019	-9999	-9999	TT071519	CIS-1,2-DICHLOROETHENE	156-59-2	6		UG/L
LC34-DPT0650-083.0-20190716	GW	7/16/2019	81	85	TT071519	TRANS-1,2-DICHLOROETHENE	156-60-5	290	U	UG/L
LC34-DPT0650-088.0-20190716	GW	7/16/2019	86	90	TT071519	1,1-DICHLOROETHENE	75-35-4	290	U	UG/L
LC34-DPT0650-088.0-20190716	GW	7/16/2019	86	90	TT071519	VINYL CHLORIDE	75-01-4	290	U	UG/L
LC34-DPT0650-093.0-20190716	GW	7/16/2019	91	95	TT071519	TRANS-1,2-DICHLOROETHENE	156-60-5	1000	U	UG/L
LC34-DPT0650-098.0-20190716	GW	7/16/2019	96	100	TT071519	1,1-DICHLOROETHENE	75-35-4	290	U	UG/L
LC34-DPT0650-098.0-20190716	GW	7/16/2019	96	100	TT071519	VINYL CHLORIDE	75-01-4	290	U	UG/L
LC34-DPT0656-083.0-20190716	GW	7/16/2019	81	85	TT071519	TRANS-1,2-DICHLOROETHENE	156-60-5	2		UG/L
LC34-DPT0656-088.0-20190716	GW	7/16/2019	86	90	TT071519	1,1-DICHLOROETHENE	75-35-4	1	U	UG/L
LC34-DPT0656-088.0-20190716	GW	7/16/2019	86	90	TT071519	VINYL CHLORIDE	75-01-4	1	U	UG/L
LC34-DPT0656-093.0-20190716	GW	7/16/2019	91	95	TT071519	TRANS-1,2-DICHLOROETHENE	156-60-5	3		UG/L
LC34-DPT0656-098.0-20190716	GW	7/16/2019	96	100	TT071519	1,1-DICHLOROETHENE	75-35-4	2	U	UG/L
LC34-DPT0656-098.0-20190716	GW	7/16/2019	96	100	TT071519	VINYL CHLORIDE	75-01-4	2	U	UG/L

Analytical Laboratories of Florida, Inc.

December 2, 2019

Lee Leck
Sample Management Coordinator
TetraTech NUS, Inc.
Project Name: LC34 Site, KSC, Fl.

Re: PDF - Analytical Data Package

Analytical Laboratories of Florida, Inc. (ALF) office located at 2265 Leaside Court, Merritt Island, Florida provided laboratory services for TetraTech NUS, Inc. at the Launch Complex 34(LC34) areas of Kennedy Space Center during direct push temporary well sample collection. The site is located at NASA's Kennedy Space Center, Florida complex. The laboratory contact is Dale Schamp at 321-258-1355. The laboratory project name is TT111819. Analysis was performed utilizing EPA8260D methodology. A total of 158 ground water samples were analyzed by Dale Schamp (Chemist) over a period of seven days from November 18-26, 2019. The project utilized both of the two mobile laboratories over the duration of the project. The mobile laboratories are certified (Certification Number E83934 or E831090) by the Florida Department of Health using the guidelines of the national NELAC certification program. TetraTech's Information System's Group (http://isg.ttnus.com) specified the excel spreadsheet format utilized to transport environmental analytical data to TetraTech in an electronic format. ALF's data was submitted to TetraTech under file name EDDNASA.LC34.111819.final on December 2, 2019.

TetraTech/NUS' Project Manager is Mark Jonnet out of the Pittsburgh, Pa. office. The Prime Contact's subcontract number is S1169041. The mobile laboratory was utilized to perform laboratory analysis to delineate volatile organic contamination in the groundwater at various NASA sites. The contaminants of concern included vinyl chloride, freon 113, cis/trans-1,2-DCE, and trichloroethene . The sample analysis load was expected to be up to 25 samples per day.

ALF performed the sample extraction with a Teledyne Stratum sample concentrator utilizing a purge and trap technique. The EPA 5030 method was used as a guideline for this procedure. The process involved is done by purging a gas (UHP helium) through a known sample volume (10 ml – undiluted) at a constant flow rate and specific time. This process transfers the contaminants of concern (COC) from the liquid matrix (groundwater) onto the trap. The trap is then heated to 250C releasing the compounds from the trap into the GC/MS system. An electronic value inside

P.O. Box 349, Cape Canaveral, Florida 32920
E mail: dale.schamp@alf1992.info
Cell phone: 321–258-1355

the Stratum sample concentrator is electronically moved from the load position to the inject position to transfer the COCs to the GC/MS.

ALF's GC/MS system consists of a Stratum PTC hooked up to an Agilent 6890 (or Model 7890) Gas Chromatograph in series with an Agilent 5973 (or Model 5975C) MS detector. The COCs are separated by the gradual increase of temperature of GC oven from 45C to 200C and the column's internal coating. ALF's column of choice is a J&W DB-VRX 20 meter, 0.18mm ID, 1um df. This setup closely follows the requirements of EPA Method 8260D for identification and quantification.

The target compound list had a very wide range of project specific detection limit requirements between 1 and 100 ppb to meet the Florida GCTLs. The lab settled on a method detection level for all compounds of 1 ppb. This detection level allowed the compounds to be analyzed in the scan sensitivity mode only.

The compounds are identified by two ways: retention time and ion spectrum. Simply under repetitive flow rates and consistent oven variation of temperatures a compound will pass through a detector at the same time for unknown samples and known calibration standards. The time, after the start of a run, the compound passes through a detector to give a peak type response is known as the retention time. This is how any Gas Chromatograph with a detector identifies a compound. The MS detector has the additional power of compound ion spectrums which occur when the compounds are bombarded with electrons as they pass into the detector which causes the compounds to fragment. Each COC fragments differently from all other compounds thus this is an additional aid in identifying compounds. In the SIM mode, the detector looks for specific compound fragments which increase detector sensitivity.

The compounds are quantified by comparing area responses of unknown sample concentrations to known calibration standards. The greater the peak area response the greater the concentration of the COC present.

Dale Schamp was the designated Field Chemist for this project. Each day on the Field Activity Form (FAF), the sample analyst would document the sample field description, matrix, sample's date and collection time for each sample received. The FAF also recorded the date and time the sample was received by the mobile laboratory.

P.O. Box 349, Cape Canaveral, Florida 32920
E mail: dale.schamp@alf1992.info
Cell phone: 321–258-1355

Analytical Laboratories of Florida, Inc.

The FAF was also used to record the sample analysis time and volume utilized to perform the analysis. The GC/MS system is linear to 500 ppb for the COCs. Mr. Schamp may have utilized one or two SRI GC systems to determine the sample size which was required to run the sample on the GC/MS. This sample pre-screening process prevented the field chemist from doing multiple runs due to high COC concentrations in the groundwater sample which in turn allowed him to get the final data to the contractor quicker.

Quality Assurance (QA) is an important part of sample analysis. QA is utilized to aid in the measurement of the data quality generated. The FDEP and EPA methods require the mobile laboratory run: a calibration curve, laboratory duplicates, laboratory matrix spikes, daily instrument tune checks, daily method blanks, internal standards, surrogate standards and calibration check standards. Other than the initial calibration standards curves and tune checks, this information can be found in the Excel Data Summary Tables provided and/or the overall Project EDD table required by client.

Once the sample's analysis was completed, the chemist entered the data into an Excel Data Summary Table spreadsheet. ALF analyzed 11 sample(s) for matrix spike analysis to determine whether the samples themselves cause interferences with the data generation. Project requirements specify 5 % while ALF's frequency was 7.0 % (11/158). ALF analyzed 10 sample duplicate(s) to check analysis reproducibility. This is also required at a frequency of 5% while ALF did this at a rate of 6.3 % (10/158).

The following information is attached or included in the electronic deliverables:

1. TetraTech EDD Data Summary Tables which includes QC data
2. Field Activities Forms
3. A Copy of this Project Summary

The data generated has been reviewed and submitted under TetraTech's EDD format and the data has been reviewed by TetraTech personnel for errors. I can be reached at 321-258-1355, if you have any follow-up questions.

Sincerely,
ANALYTICAL LABORATORIES OF FLORIDA, INC.

Dale A Schamp

Dale Schamp
Chemist

P.O. Box 349, Cape Canaveral, Florida 32920
E mail: dale.schamp@alf1992.info
Cell phone: 321–258-1355

ANALYTICAL LABORATORIES OF FLORIDA

FIELD ACTIVITIES FORM

Project Name: LC34 ALF Project: TT111819

Address: KSC, FL.

PROJECT NOTES:

Method: EPA8260D; Target Compounds: Vinyl chloride, 1,1-dce, F113, c/t-12,DCE and TCE. Lab#2/GC#8

11/19/19 Activities:

1350 Rec 1 GW sample (2 @ 40 ml VOA vials) from Chuck Sorden on ice. Field No. DPT598@43' (1225); LabID TT111819-W053

1350 Rec 1 GW sample (2 @ 40 ml VOA vials) from Chuck Sorden on ice. Field No. DPT595@73' (1245); LabID TT111819-W054

1350 Rec 1 GW sample (2 @ 40 ml VOA vials) from Chuck Sorden on ice. Field No. DPT595@78' (1310); LabID TT111819-W055

1350 Rec 1 GW sample (2 @ 40 ml VOA vials) from Chuck Sorden on ice. Field No. DPT598@48' (1320); LabID TT111819-W056

1350 Rec 1 GW sample (2 @ 40 ml VOA vials) from Chuck Sorden on ice. Field No. DPT598@53' (1345); LabID TT111819-W057

1417 Remove 0.01 ml GW sample W-035 from VOA vial W-035C-1. Add int/surr stds. Load onto PT-5. FN: LC34-DPT594@78' / Lab ID: TT111819-W-035. 1427 Inject.

1435 Remove 10 ml GW sample W-036 from VOA vial W-036C-1. Add int/surr stds. Load onto PT-5. FN: LC34-DPT595@28' / Lab ID: TT111819-W-036. 1445 Inject.

1453 Remove 0.5 ml GW sample W-037 from VOA vial W-037C-1. Add int/surr stds. Load onto PT-5. FN: LC34-DPT595@33' / Lab ID: TT111819-W-037. 1503 Inject.

1510 Remove 0.035 ml GW sample W-038 from VOA vial W-038C-1. Add int/surr stds. Load onto PT-5. FN: LC34-DPT595@38' / Lab ID: TT111819-W-038. 1520 Inject.

1526 Remove 0.01 ml GW sample W-039 from VOA vial W-039C-1. Add int/surr stds. Load onto PT-5. FN: LC34-DPT594@83' / Lab ID: TT111819-W-039. 1536 Inject.

1543 Remove 0.035 ml GW sample W-040 from VOA vial W-040C-1. Add int/surr stds. Load onto PT-5. FN: LC34-DPT595@43' / Lab ID: TT111819-W-040. 1553 Inject.

1610 Run 10ml H20 with 100ng spike (fn: 111919ccv2.d). All compound responses between within 20 % expected response and ion ratios within 30% expected ratio.

1702 Run method blank in (fn: 111919blk2.d) 10 ml H20. All analyte responses equal to or < 50% of lowest quantitation calibration standard.

1717 Remove 0.05 ml GW sample W-041 from VOA vial W-041C-1. Add int/surr stds. Load onto PT-5. FN: LC34-DPT595@48' / Lab ID: TT111819-W-041. 1727 Inject.

1737 Remove 0.20 ml GW sample W-042 from VOA vial W-042C-1. Add int/surr stds. Load onto PT-5. FN: LC34-DPT595@53' / Lab ID: TT111819-W-042. 1747 Inject.

1755 Remove 10 ml GW sample W-043 from VOA vial W-043C-1. Add int/surr stds. Load onto PT-5. FN: LC34-DPT598@8' / Lab ID: TT111819-W-043. 1805 Inject.

1800 Rec 1 GW sample (2 @ 40 ml VOA vials) from Chuck Sorden on ice. Temp = 56F. Field No. DPT595@83' (1350); LabID TT111819-W058

1800 Rec 1 GW sample (2 @ 40 ml VOA vials) from Chuck Sorden on ice.Field No. DPT598@58' (1410); LabID TT111819-W059

1800 Rec 1 GW sample (2 @ 40 ml VOA vials) from Chuck Sorden on ice.Field No. DPT598@63' (1450); LabID TT111819-W060

1800 Rec 1 GW sample (2 @ 40 ml VOA vials) from Chuck Sorden on ice.Field No. DPT597@8' (1500); LabID TT111819-W061

1800 Rec 1 GW sample (2 @ 40 ml VOA vials) from Chuck Sorden on ice.Field No. DPT597@13' (1510); LabID TT111819-W062

1800 Rec 1 GW sample (2 @ 40 ml VOA vials) from Chuck Sorden on ice.Field No. DPT597@18' (1520); LabID TT111819-W063

1800 Rec 1 GW sample (2 @ 40 ml VOA vials) from Chuck Sorden on ice.Field No. DPT598@68' (1525); LabID TT111819-W064

1800 Rec 1 GW sample (2 @ 40 ml VOA vials) from Chuck Sorden on ice.Field No. DPT597@23' (1530); LabID TT111819-W065

1800 Rec 1 GW sample (2 @ 40 ml VOA vials) from Chuck Sorden on ice.Field No. DPT597@28' (1545); LabID TT111819-W066

1800 Rec 1 GW sample (2 @ 40 ml VOA vials) from Chuck Sorden on ice.Field No. DPT597@33' (1600); LabID TT111819-W067

1800 Rec 1 GW sample (2 @ 40 ml VOA vials) from Chuck Sorden on ice.Field No. DPT598@73' (1600); LabID TT111819-W068

1800 Rec 1 GW sample (2 @ 40 ml VOA vials) from Chuck Sorden on ice.Field No. DPT597@38' (1615); LabID TT111819-W069

1800 Rec 1 GW sample (2 @ 40 ml VOA vials) from Chuck Sorden on ice.Field No. DPT597@43' (1630); LabID TT111819-W070

1800 Rec 1 GW sample (2 @ 40 ml VOA vials) from Chuck Sorden on ice.Field No. DPT598@78' (1635); LabID TT111819-W071

1800 Rec 1 GW sample (2 @ 40 ml VOA vials) from Chuck Sorden on ice.Field No. DPT597@48' (1650); LabID TT111819-W072

1800 Rec 1 GW sample (2 @ 40 ml VOA vials) from Chuck Sorden on ice.Field No. DPT598@83' (1700); LabID TT111819-W073

1800 Rec 1 GW sample (2 @ 40 ml VOA vials) from Chuck Sorden on ice.Field No. DPT597@53' (1710); LabID TT111819-W074

1817 Remove 10 ml GW sample W-043 from VOA vial W-043C-2. Add 100ng,int/surr stds. Load onto PT-5. FN: LC34-DPT598@8' / Lab ID: TT111819-W-043MS. 1827 Inject.

1836 Remove 10 ml GW sample W-044 from VOA vial W-044C-1. Add int/surr stds. Load onto PT-5. FN: LC34-DPT598@13' / Lab ID: TT111819-W-044. 1846 Inject.

1852 Remove 0.5 ml GW sample W-045 from VOA vial W-045C-1. Add int/surr stds. Load onto PT-5. FN: LC34-DPT595@58' / Lab ID: TT111819-W-045. 1902 Inject.

1910 Remove 10 ml GW sample W-046 from VOA vial W-046C-1. Add int/surr stds. Load onto PT-5. FN: LC34-DPT598@18' / Lab ID: TT111819-W-046. 1920 Inject.

1927 Remove 10 ml GW sample W-047 from VOA vial W-047C-1. Add int/surr stds. Load onto PT-5. FN: LC34-DPT598@23' / Lab ID: TT111819-W-047. 1937 Inject.

1947 Remove 3 ml GW sample W-048 from VOA vial W-048C-1. Add int/surr stds. Load onto PT-5. FN: LC34-DPT595@63' / Lab ID: TT111819-W-048. 1957 Inject.

2006 Remove 10 ml GW sample W-049 from VOA vial W-049C-1. Add int/surr stds. Load onto PT-5. FN: LC34-DPT598@28' / Lab ID: TT111819-W-049. 2016 Inject.

2024 Remove 10 ml GW sample W-048 from VOA vial W-048C-2. Add int/surr stds. Load onto PT-5. FN: LC34-DPT595@63' / Lab ID: TT111819-W-048r. 2034 Inject.

2040 Remove 10 ml GW sample W-050 from VOA vial W-050C-1. Add int/surr stds. Load onto PT-5. FN: LC34-DPT595@68' / Lab ID: TT111819-W-050. 2050 Inject.

2112 Remove 10 ml GW sample W-049 from VOA vial W-049C-2. Add int/surr stds. Load onto PT-5. FN: LC34-DPT598@28' / Lab ID: TT111819-W-049dup. 2122 Inject.

2129 Remove 3 ml GW sample W-051 from VOA vial W-051C-1. Add int/surr stds. Load onto PT-5. FN: LC34-DPT598@33' / Lab ID: TT111819-W-051. 2139 Inject.

2148 Remove 0.5 ml GW sample W-052 from VOA vial W-052C-1. Add int/surr stds. Load onto PT-5. FN: LC34-DPT598@38' / Lab ID: TT111819-W-052. 2158 Inject.

2205 Remove 0.035 ml GW sample W-053 from VOA vial W-053C-1. Add int/surr stds. Load onto PT-5. FN: LC34-DPT598@43' / Lab ID: TT111819-W-053. 2215 Inject.

2222 Remove 0.035 ml GW sample W-054 from VOA vial W-054C-1. Add int/surr stds. Load onto PT-5. FN: LC34-DPT595@73' / Lab ID: TT111819-W-054. 2232 Inject.

2241 Remove 0.035 ml GW sample W-055 from VOA vial W-055C-1. Add int/surr stds. Load onto PT-5. FN: LC34-DPT595@78' / Lab ID: TT111819-W-055. 2251 Inject.

2258 Remove 0.5 ml GW sample W-054 from VOA vial W-054C-2. Add int/surr stds. Load onto PT-5. FN: LC34-DPT595@73' / Lab ID: TT111819-W-054R. 2308 Inject.

2314 Remove 0.5 ml GW sample W-055 from VOA vial W-055C-2. Add int/surr stds. Load onto PT-5. FN: LC34-DPT595@78' / Lab ID: TT111819-W-055R. 2324 Inject.

11/20/19 Activities:

0643 Run BFB Dynamic hardware tune ; Refrigerator # 9 temp < -5C ; Ambient temp 74 F. JG Finneran C#340024-2895 lot# 7939182361V1

0701 Run 10ml H20 with 100ng spike (fn: 112019ccv1.d). All compound responses between within 20 % expected response and ion ratios within 30% expected ratio.TuneGood.

0717 Run method blank in (fn: 112019blk1.d) 10 ml H20. All analyte responses equal to or < 50% of lowest quantitation calibration standard.TuneGood.

Sampler / Company On-site: Chuck Sorden - Tetratetch

Delays:

Weather:

Date: 11/19-20/19 Page 3 of 8

Signature:

Important phone calls / Changes:

ANALYTICAL LABORATORIES OF FLORIDA

FIELD ACTIVITIES FORM

Project Name: LC34 ALF Project: TT111819

Address: KSC, FL.

PROJECT NOTES:

Method: EPA8260D; Target Compounds: Vinyl chloride, 1,1-dce, F113, c/t-12,DCE and TCE. Lab#2/GC#8

11/20/19 Activities:

0726 Remove 0.035 ml GW sample W-056 from VOA vial W-056C-1. Add int/surr stds. Load onto PT-5. FN: LC34-DPT598@48' / Lab ID: TT111819-W-056. 0736 Inject.
0742 Remove 0.035 ml GW sample W-057 from VOA vial W-057C-1. Add int/surr stds. Load onto PT-5. FN: LC34-DPT598@53' / Lab ID: TT111819-W-057. 0752 Inject.
0758 Remove 0.035 ml GW sample W-057 from VOA vial W-057C-2. Add int/surr stds. Load onto PT-5. FN: LC34-DPT598@53' / Lab ID: TT111819-W-057DUP. 0808 Inject.
0815 Remove 1 ml GW sample W-058 from VOA vial W-058C-1. Add int/surr stds. Load onto PT-5. FN: LC34-DPT595@83' / Lab ID: TT111819-W-058. 0825 Inject.
0834 Remove 10 ml GW sample W-058 from VOA vial W-058C-2. Add int/surr stds. Load onto PT-5. FN: LC34-DPT595@83' / Lab ID: TT111819-W-058R. 0844 Inject.
0850 Remove 10 ml GW sample W-058 from VOA vial W-058C-2. Add 100NG,int/surr stds. Load onto PT-5. FN: LC34-DPT595@83' / Lab ID: TT111819-W-058MS. 0900 Inject.
0907 Remove 0.1 ml GW sample W-059 from VOA vial W-059C-1. Add int/surr stds. Load onto PT-5. FN: LC34-DPT598@58' / Lab ID: TT111819-W-059. 0917 Inject.
0925 Remove 0.02 ml GW sample W-060 from VOA vial W-060C-1. Add int/surr stds. Load onto PT-5. FN: LC34-DPT598@63' / Lab ID: TT111819-W-060. 0935 Inject.
0944 Remove 10 ml GW sample W-061 from VOA vial W-061C-1. Add int/surr stds. Load onto PT-5. FN: LC34-DPT597@8' / Lab ID: TT111819-W-061. 0954 Inject.
1000 Remove 10 ml GW sample W-062 from VOA vial W-062C-1. Add int/surr stds. Load onto PT-5. FN: LC34-DPT597@13' / Lab ID: TT111819-W-062. 1055 Inject.
1030 Rec 1 GW sample (2 @ 40 ml VOA vials) from Chuck Sorden on ice. Temp = 56F. Field No. DPT601@8' (0800); LabID TT111819-W075
1030 Rec 1 GW sample (2 @ 40 ml VOA vials) from Chuck Sorden on ice. Field No. DPT597@58' (0805); LabID TT111819-W076
1030 Rec 1 GW sample (2 @ 40 ml VOA vials) from Chuck Sorden on ice. Field No. DPT601@13' (0815); LabID TT111819-W077
1030 Rec 1 GW sample (2 @ 40 ml VOA vials) from Chuck Sorden on ice. Field No. DPT601@18' (0830); LabID TT111819-W078
1030 Rec 1 GW sample (2 @ 40 ml VOA vials) from Chuck Sorden on ice. Field No. DPT597@63' (0835); LabID TT111819-W079
1030 Rec 1 GW sample (2 @ 40 ml VOA vials) from Chuck Sorden on ice. Field No. DPT601@23' (0845); LabID TT111819-W080
1030 Rec 1 GW sample (2 @ 40 ml VOA vials) from Chuck Sorden on ice. Field No. DPT601@28' (0900); LabID TT111819-W081
1030 Rec 1 GW sample (2 @ 40 ml VOA vials) from Chuck Sorden on ice. Field No. DPT597@68' (0905); LabID TT111819-W082
1030 Rec 1 GW sample (2 @ 40 ml VOA vials) from Chuck Sorden on ice. Field No. DPT601@33' (0915); LabID TT111819-W083
1030 Rec 1 GW sample (2 @ 40 ml VOA vials) from Chuck Sorden on ice. Field No. DPT601@38' (0930); LabID TT111819-W084
1030 Rec 1 GW sample (2 @ 40 ml VOA vials) from Chuck Sorden on ice. Field No. DPT597@73' (0935); LabID TT111819-W085
1030 Rec 1 GW sample (2 @ 40 ml VOA vials) from Chuck Sorden on ice. Field No. DPT601@43' (0945); LabID TT111819-W086
1030 Rec 1 GW sample (2 @ 40 ml VOA vials) from Chuck Sorden on ice. Field No. DPT597@78' (1000); LabID TT111819-W087
1030 Rec 1 GW sample (2 @ 40 ml VOA vials) from Chuck Sorden on ice. Field No. DPT601@48' (1005); LabID TT111819-W088
1102 Remove 3 ml GW sample W-063 from VOA vial W-063C-1. Add int/surr stds. Load onto PT-5. FN: LC34-DPT597@18' / Lab ID: TT111819-W-063. 1112 Inject.
1120 Remove 0.2 ml GW sample W-064 from VOA vial W-064C-1. Add int/surr stds. Load onto PT-5. FN: LC34-DPT598@68' / Lab ID: TT111819-W-064. 1130 Inject.
1138 Remove 10 ml GW sample W-065 from VOA vial W-065C-1. Add int/surr stds. Load onto PT-5. FN: LC34-DPT597@23' / Lab ID: TT111819-W-065. 1148 Inject.
1156 Remove 10 ml GW sample W-066 from VOA vial W-066C-1. Add int/surr stds. Load onto PT-5. FN: LC34-DPT597@28' / Lab ID: TT111819-W-066. 1206 Inject.
1216 Remove 10 ml GW sample W-067 from VOA vial W-067C-1. Add int/surr stds. Load onto PT-5. FN: LC34-DPT597@33' / Lab ID: TT111819-W-067. 1226 Inject.
1234 Remove 0.2 ml GW sample W-068 from VOA vial W-068C-1. Add int/surr stds. Load onto PT-5. FN: LC34-DPT598@73' / Lab ID: TT111819-W-068. 1244 Inject.
1252 Remove 0.035 ml GW sample W-069 from VOA vial W-069C-1. Add int/surr stds. Load onto PT-5. FN: LC34-DPT597@38' / Lab ID: TT111819-W-069. 1302 Inject.
1314 Remove 0.02 ml GW sample W-070 from VOA vial W-070C-1. Add int/surr stds. Load onto PT-5. FN: LC34-DPT597@43' / Lab ID: TT111819-W-070. 1324 Inject.
1331 Remove 0.2 ml GW sample W-069 from VOA vial W-069C-2. Add int/surr stds. Load onto PT-5. FN: LC34-DPT597@38' / Lab ID: TT111819-W-069R. 1341 Inject.
1348 Remove 0.01 ml GW sample W-071 from VOA vial W-071C-1. Add int/surr stds. Load onto PT-5. FN: LC34-DPT598@78' / Lab ID: TT111819-W-071. 1358 Inject.
1405 Remove 0.035 ml GW sample W-072 from VOA vial W-072C-1. Add int/surr stds. Load onto PT-5. FN: LC34-DPT597@48' / Lab ID: TT111819-W-072. 1415 Inject.
1423 Remove 0.035 ml GW sample W-073 from VOA vial W-073C-1. Add int/surr stds. Load onto PT-5. FN: LC34-DPT598@83' / Lab ID: TT111819-W-073. 1433 Inject.
1645 to 2020 calibrate GC#9 / Lab#2 (computer crash GC#8)
1730 Rec 1 GW sample (2 @ 40 ml VOA vials) from Chuck Sorden on ice. Temp = 54F. Field No. DPT597@83' (1025); LabID TT111819-W089
1730 Rec 1 GW sample (2 @ 40 ml VOA vials) from Chuck Sorden on ice. Field No. DPT601@53' (1030); LabID TT111819-W090
1730 Rec 1 GW sample (2 @ 40 ml VOA vials) from Chuck Sorden on ice. Field No. DPT601@58' (1050); LabID TT111819-W091
1730 Rec 1 GW sample (2 @ 40 ml VOA vials) from Chuck Sorden on ice. Field No. DPT601@63' (1115); LabID TT111819-W092
1730 Rec 1 GW sample (2 @ 40 ml VOA vials) from Chuck Sorden on ice. Field No. DPT601@68' (1145); LabID TT111819-W093
1730 Rec 1 GW sample (2 @ 40 ml VOA vials) from Chuck Sorden on ice. Field No. DPT674@98' (1150); LabID TT111819-W094
1730 Rec 1 GW sample (2 @ 40 ml VOA vials) from Chuck Sorden on ice. Field No. IW166@90.5' (1205); LabID TT111819-W095
1730 Rec 1 GW sample (2 @ 40 ml VOA vials) from Chuck Sorden on ice. Field No. DPT601@73' (1215); LabID TT111819-W096
1730 Rec 1 GW sample (2 @ 40 ml VOA vials) from Chuck Sorden on ice. Field No. IW167@90.5' (1315); LabID TT111819-W097
1730 Rec 1 GW sample (2 @ 40 ml VOA vials) from Chuck Sorden on ice. Field No. DPT600@8' (1325); LabID TT111819-W098
1730 Rec 1 GW sample (2 @ 40 ml VOA vials) from Chuck Sorden on ice. Field No. DPT600@13' (1335); LabID TT111819-W099
1730 Rec 1 GW sample (2 @ 40 ml VOA vials) from Chuck Sorden on ice. Field No. DPT601@78' (1340); LabID TT111819-W100
1730 Rec 1 GW sample (2 @ 40 ml VOA vials) from Chuck Sorden on ice. Field No. DPT600@18' (1345); LabID TT111819-W101
1730 Rec 1 GW sample (2 @ 40 ml VOA vials) from Chuck Sorden on ice. Field No. DPT600@23' (1355); LabID TT111819-W102
1730 Rec 1 GW sample (2 @ 40 ml VOA vials) from Chuck Sorden on ice. Field No. DPT601@83' (1410); LabID TT111819-W103
1730 Rec 1 GW sample (2 @ 40 ml VOA vials) from Chuck Sorden on ice. Field No. DPT600@28' (1415); LabID TT111819-W104
1730 Rec 1 GW sample (2 @ 40 ml VOA vials) from Chuck Sorden on ice. Field No. DPT600@33' (1430); LabID TT111819-W105
1730 Rec 1 GW sample (2 @ 40 ml VOA vials) from Chuck Sorden on ice. Field No. DPT600@38' (1445); LabID TT111819-W106
1730 Rec 1 GW sample (2 @ 40 ml VOA vials) from Chuck Sorden on ice. Field No. DPT599@8' (1455); LabID TT111819-W107

Sampler / Company On-site: Chuck Sorden - Tetratech

Delays:

Weather:

Date: 11/20/19

Signature:

Important phone calls / Changes:

ANALYTICAL LABORATORIES OF FLORIDA

FIELD ACTIVITIES FORM

Project Name: LC34 ALF Project: TT111819

Address: KSC, FL.

PROJECT NOTES:

Method: EPA8260D; Target Compounds: Vinyl chloride, 1,1-dce, F113, c/t-12,DCE and TCE. Lab#2/GC#8

11/20/19 Activities:

1730 Rec 1 GW sample (2 @ 40 ml VOA vials) from Chuck Sorden on ice. Field No. DPT600@43' (1500); LabID TT111819-W108
1730 Rec 1 GW sample (2 @ 40 ml VOA vials) from Chuck Sorden on ice. Field No. DPT599@13' (1505); LabID TT111819-W109
1730 Rec 1 GW sample (2 @ 40 ml VOA vials) from Chuck Sorden on ice. Field No. DPT599@18' (1515); LabID TT111819-W110
1730 Rec 1 GW sample (2 @ 40 ml VOA vials) from Chuck Sorden on ice. Field No. DPT600@48' (1520); LabID TT111819-W111
1730 Rec 1 GW sample (2 @ 40 ml VOA vials) from Chuck Sorden on ice. Field No. DPT599@23' (1525); LabID TT111819-W112
1730 Rec 1 GW sample (2 @ 40 ml VOA vials) from Chuck Sorden on ice. Field No. DPT600@53' (1535); LabID TT111819-W113
1730 Rec 1 GW sample (2 @ 40 ml VOA vials) from Chuck Sorden on ice. Field No. DPT599@28' (1540); LabID TT111819-W114
1730 Rec 1 GW sample (2 @ 40 ml VOA vials) from Chuck Sorden on ice. Field No. DPT599@33' (1555); LabID TT111819-W115
1730 Rec 1 GW sample (2 @ 40 ml VOA vials) from Chuck Sorden on ice. Field No. DPT600@58' (1600); LabID TT111819-W116
1730 Rec 1 GW sample (2 @ 40 ml VOA vials) from Chuck Sorden on ice. Field No. DPT599@38' (1610); LabID TT111819-W117
1730 Rec 1 GW sample (2 @ 40 ml VOA vials) from Chuck Sorden on ice. Field No. DPT600@63' (1620); LabID TT111819-W118
1730 Rec 1 GW sample (2 @ 40 ml VOA vials) from Chuck Sorden on ice. Field No. DPT599@43' (1630); LabID TT111819-W119
1730 Rec 1 GW sample (2 @ 40 ml VOA vials) from Chuck Sorden on ice. Field No. DPT600@68' (1650); LabID TT111819-W120
1730 Rec 1 GW sample (2 @ 40 ml VOA vials) from Chuck Sorden on ice. Field No. DPT599@48' (1655); LabID TT111819-W121
1730 Rec 1 GW sample (2 @ 40 ml VOA vials) from Chuck Sorden on ice. Field No. DPT600@73' (1715); LabID TT111819-W122
2020 Remove 10 ml GW sample W-094 from VOA vial W-094C-1. Add int/surr stds. Load onto PT-5. FN: LC34-DPT674@98' / Lab ID: TT111819-W-094. 2030 Inject. TuneGood.
2027 Remove 0.035 ml GW sample W-074 from VOA vial W-074C-1. Add int/surr stds. Load onto PT-5. FN: LC34-DPT597@53' / Lab ID: TT111819-W-074. 2037 Inject.
2043 Remove 10 ml GW sample W-075 from VOA vial W-075C-1. Add int/surr stds. Load onto PT-5. FN: LC34-DPT601@8' / Lab ID: TT111819-W-075. 2053 Inject.
2059 Remove 0.01 ml GW sample W-076 from VOA vial W-076C-1. Add int/surr stds. Load onto PT-5. FN: LC34-DPT597@58' / Lab ID: TT111819-W-076. 2109 Inject.
2114 Remove 10 ml GW sample W-077 from VOA vial W-077C-1. Add int/surr stds. Load onto PT-5. FN: LC34-DPT601@13' / Lab ID: TT111819-W-077. 2124 Inject.
2130 Remove 10 ml GW sample W-078 from VOA vial W-078C-1. Add int/surr stds. Load onto PT-5. FN: LC34-DPT601@18' / Lab ID: TT111819-W-078. 2140 Inject.
2146 Remove 10 ml GW sample W-078 from VOA vial W-078C-2. Add int/surr stds. Load onto PT-5. FN: LC34-DPT601@18' / Lab ID: TT111819-W-078dup. 2156 Inject.
2202 Remove 10 ml GW sample W-075 from VOA vial W-075C-2. Add 100ng,int/surr stds. Load onto PT-5. FN: LC34-DPT601@8' / Lab ID: TT111819-W-075ms. 2212 Inject.
2219 Remove 0.01 ml GW sample W-079 from VOA vial W-079C-1. Add int/surr stds. Load onto PT-5. FN: LC34-DPT597@63' / Lab ID: TT111819-W-079. 2229 Inject.
2234 Remove 10 ml GW sample W-080 from VOA vial W-080C-1. Add int/surr stds. Load onto PT-5. FN: LC34-DPT601@23' / Lab ID: TT111819-W-080. 2244 Inject.
2252 Remove 10 ml GW sample W-081 from VOA vial W-081C-1. Add int/surr stds. Load onto PT-5. FN: LC34-DPT601@28' / Lab ID: TT111819-W-081. 2303 Inject.
2308 Remove 0.02 ml GW sample W-082 from VOA vial W-082C-1. Add int/surr stds. Load onto PT-5. FN: LC34-DPT597@68' / Lab ID: TT111819-W-082. 2318 Inject.
2324 Remove 0.01 ml GW sample W-083 from VOA vial W-083C-1. Add int/surr stds. Load onto PT-5. FN: LC34-DPT601@33' / Lab ID: TT111819-W-083. 2334 Inject.
2341 Remove 0.035 ml GW sample W-084 from VOA vial W-084C-1. Add int/surr stds. Load onto PT-5. FN: LC34-DPT601@38' / Lab ID: TT111819-W-084. 2351 Inject.
2353 Remove 0.1 ml GW sample W-085 from VOA vial W-085C-1. Add int/surr stds. Load onto PT-5. FN: LC34-DPT597@73' / Lab ID: TT111819-W-085. 0003 Inject.

11/21/19 Activities:

0515 Run BFB Dynamic hardware tune ; Refrigerator # 9 temp < -5C ; Ambient temp 66 F. JG Finneran C#340024-2895 lot# 7939182361V1
0519 Run method blank in (fn: 112119blk1.d) 10 ml H20. All analyte responses equal to or < 50% of lowest quantitation calibration standard.TuneGood.
0624 Run 10ml H20 with 100ng spike (fn: 112119ccv1.d). All compound responses between within 20 % expected response and ion ratios within 30% expected ratio.
0736 Remove 0.01 ml GW sample W-086 from VOA vial W-086C-1. Add int/surr stds. Load onto PT-5. FN: LC34-DPT601@43' / Lab ID: TT111819-W-086. 0746 Inject.
0753 Remove 0.01 ml GW sample W-086 from VOA vial W-086C-2. Add int/surr stds. Load onto PT-5. FN: LC34-DPT601@43' / Lab ID: TT111819-W-086DUP. 0803 Inject.
0809 Remove 0.1 ml GW sample W-087 from VOA vial W-087C-1. Add int/surr stds. Load onto PT-5. FN: LC34-DPT597@78' / Lab ID: TT111819-W-087. 0819 Inject.
0825 Remove 0.035 ml GW sample W-088 from VOA vial W-088C-1. Add int/surr stds. Load onto PT-5. FN: LC34-DPT601@48' / Lab ID: TT111819-W-088. 0835 Inject.
0843 Remove 1 ml GW sample W-089 from VOA vial W-089C-1. Add int/surr stds. Load onto PT-5. FN: LC34-DPT597@83' / Lab ID: TT111819-W-089. 0853 Inject.
0859 Remove 3 ml GW sample W-090 from VOA vial W-090C-1. Add int/surr stds. Load onto PT-5. FN: LC34-DPT601@53' / Lab ID: TT111819-W-090. 0909 Inject.
0947 Remove 10 ml GW sample W-091 from VOA vial W-091C-1. Add int/surr stds. Load onto PT-5. FN: LC34-DPT601@58' / Lab ID: TT111819-W-091. 0957 Inject.
1005 Remove 5 ml GW sample W-092 from VOA vial W-092C-1. Add int/surr stds. Load onto PT-5. FN: LC34-DPT601@63' / Lab ID: TT111819-W-092. 1015 Inject.
1022 Remove 3 ml GW sample W-093 from VOA vial W-093C-1. Add int/surr stds. Load onto PT-5. FN: LC34-DPT601@68' / Lab ID: TT111819-W-093. 1032 Inject.
1038 Remove 0.035 ml GW sample W-095 from VOA vial W-095C-1. Add int/surr stds. Load onto PT-5. FN: LC34-IW166@90.5' / Lab ID: TT111819-W-095. 1048 Inject.
1054 Remove 5 ml GW sample W-096 from VOA vial W-096C-1. Add int/surr stds. Load onto PT-5. FN: LC34-DPT601@73' / Lab ID: TT111819-W-096. 1104 Inject.
1111 Remove 0.01 ml GW sample W-097 from VOA vial W-097C-1. Add int/surr stds. Load onto PT-5. FN: LC34-iw167@90.5' / Lab ID: TT111819-W-097. 1121 Inject.
1128 Remove 10 ml GW sample W-098 from VOA vial W-098C-1. Add int/surr stds. Load onto PT-5. FN: LC34-DPT600@8' / Lab ID: TT111819-W-098. 1138 Inject.
1144 Remove 10 ml GW sample W-099 from VOA vial W-099C-1. Add int/surr stds. Load onto PT-5. FN: LC34-DPT600@13' / Lab ID: TT111819-W-099. 1154 Inject.
1201 Remove 10 ml GW sample W-099 from VOA vial W-099C-2. Add 100NG,int/surr stds. Load onto PT-5. FN: LC34-DPT600@13' / Lab ID: TT111819-W-099MS. 1211 Inject.
1221 Remove 0.1 ml GW sample W-100 from VOA vial W-100C-1. Add int/surr stds. Load onto PT-5. FN: LC34-DPT601@78' / Lab ID: TT111819-W-100. 1231 Inject.
1239 Remove 10 ml GW sample W-101 from VOA vial W-101C-1. Add int/surr stds. Load onto PT-5. FN: LC34-DPT600@18' / Lab ID: TT111819-W-101. 1249 Inject.
1328 Remove 10 ml GW sample W-102 from VOA vial W-102C-1. Add int/surr stds. Load onto PT-5. FN: LC34-DPT600@23' / Lab ID: TT111819-W-102. 1338 Inject.
1344 Remove 10 ml GW sample W-103 from VOA vial W-103C-1. Add int/surr stds. Load onto PT-5. FN: LC34-DPT601@83' / Lab ID: TT111819-W-103. 1354 Inject.
1403 Remove 5 ml GW sample W-104 from VOA vial W-104C-1. Add int/surr stds. Load onto PT-5. FN: LC34-DPT600@28' / Lab ID: TT111819-W-104. 1413 Inject.
1420 Remove 1 ml GW sample W-105 from VOA vial W-105C-1. Add int/surr stds. Load onto PT-5. FN: LC34-DPT600@33' / Lab ID: TT111819-W-105. 1430 Inject.

Sampler / Company On-site: Chuck Sorden - Tetratech

Delays:

Weather:

Date: 11/20-21/19 Page 5 of 8

Signature:

Important phone calls / Changes:

ANALYTICAL LABORATORIES OF FLORIDA

FIELD ACTIVITIES FORM

Project Name: LC34 ALF Project: TT111819

Address: KSC, FL.

PROJECT NOTES:

Method: EPA8260D; Target Compounds: Vinyl chloride, 1,1-dce, F113, c/t-12,DCE and TCE. Lab#2/GC#8

11/21/19 Activities:

1447 Run method blank in (fn: 112119blk2.d) 10 ml H20. All analyte responses equal to or < 50% of lowest quantitation calibration standard.
1503 Run 10ml H20 with 100ng spike (fn: 112119ccv2.d). All compound responses between within 20 % expected response and ion ratios within 30% expected ratio.
1547 Remove 3 ml GW sample W-106 from VOA vial W-106C-1. Add int/surr stds. Load onto PT-5. FN: LC34-DPT600@38' / Lab ID: TT111819-W-106. 1557 Inject.
1603 Remove 10 ml GW sample W-107 from VOA vial W-107C-1. Add int/surr stds. Load onto PT-5. FN: LC34-DPT599@8' / Lab ID: TT111819-W-107. 1613 Inject.
1623 Remove 10 ml GW sample W-107 from VOA vial W-107C-2. Add 100NG,int/surr stds. Load onto PT-5. FN: LC34-DPT599@8' / Lab ID: TT111819-W-107MS. 1633 Inject.
1640 Remove 0.02 ml GW sample W-108 from VOA vial W-108C-1. Add int/surr stds. Load onto PT-5. FN: LC34-DPT600@43' / Lab ID: TT111819-W-108. 1650 Inject.
1656 Remove 3 ml GW sample W-109 from VOA vial W-109C-1. Add int/surr stds. Load onto PT-5. FN: LC34-DPT599@13' / Lab ID: TT111819-W-109. 1705 Inject.
1704 Remove 10 ml GW sample W-109 from VOA vial W-109C-2. Add int/surr stds. Load onto PT-5. FN: LC34-DPT599@13' / Lab ID: TT111819-W-109dup. 1714 Inject.
1729 Remove 5 ml GW sample W-110 from VOA vial W-110C-1. Add int/surr stds. Load onto PT-5. FN: LC34-DPT599@18' / Lab ID: TT111819-W-110. 1739 Inject.
1735 Rec 1 GW sample (2 @ 40 ml VOA vials) from Chuck Sorden on ice. Temp = 44F. Field No. DPT600@78' (0750); LabID TT111819-W123
1735 Rec 1 GW sample (2 @ 40 ml VOA vials) from Chuck Sorden on ice. Field No. DPT599@53' (0755); LabID TT111819-W124
1735 Rec 1 GW sample (2 @ 40 ml VOA vials) from Chuck Sorden on ice. Field No. DPT599@58' (0825); LabID TT111819-W125
1735 Rec 1 GW sample (2 @ 40 ml VOA vials) from Chuck Sorden on ice. Field No. DPT600@83' (0830); LabID TT111819-W126
1735 Rec 1 GW sample (2 @ 40 ml VOA vials) from Chuck Sorden on ice. Field No. DPT599@63' (0900); LabID TT111819-W127
1735 Rec 1 GW sample (2 @ 40 ml VOA vials) from Chuck Sorden on ice. Field No. DPT599@68' (0940); LabID TT111819-W128
1735 Rec 1 GW sample (2 @ 40 ml VOA vials) from Chuck Sorden on ice. Field No. DPT596@8' (0945); LabID TT111819-W129
1735 Rec 1 GW sample (2 @ 40 ml VOA vials) from Chuck Sorden on ice. Field No. DPT596@13' (0945); LabID TT111819-W130
1735 Rec 1 GW sample (2 @ 40 ml VOA vials) from Chuck Sorden on ice. Field No. DPT596@18' (1005); LabID TT111819-W131
1735 Rec 1 GW sample (2 @ 40 ml VOA vials) from Chuck Sorden on ice. Field No. DPT599@73' (1015); LabID TT111819-W132
1735 Rec 1 GW sample (2 @ 40 ml VOA vials) from Chuck Sorden on ice. Field No. DPT596@23' (1020); LabID TT111819-W133
1735 Rec 1 GW sample (2 @ 40 ml VOA vials) from Chuck Sorden on ice. Field No. DPT596@28' (1035); LabID TT111819-W134
1735 Rec 1 GW sample (2 @ 40 ml VOA vials) from Chuck Sorden on ice. Field No. DPT596@33' (1050); LabID TT111819-W135
1735 Rec 1 GW sample (2 @ 40 ml VOA vials) from Chuck Sorden on ice. Field No. DPT599@78' (1055); LabID TT111819-W136
1735 Rec 1 GW sample (2 @ 40 ml VOA vials) from Chuck Sorden on ice. Field No. DPT596@38' (1110); LabID TT111819-W137
1735 Rec 1 GW sample (2 @ 40 ml VOA vials) from Chuck Sorden on ice. Field No. DPT596@43' (1125); LabID TT111819-W138
1735 Rec 1 GW sample (2 @ 40 ml VOA vials) from Chuck Sorden on ice. Field No. DPT596@48' (1140); LabID TT111819-W139
1735 Rec 1 GW sample (2 @ 40 ml VOA vials) from Chuck Sorden on ice. Field No. DPT599@83' (1145); LabID TT111819-W140
1735 Rec 1 GW sample (2 @ 40 ml VOA vials) from Chuck Sorden on ice. Field No. DPT596@53' (1305); LabID TT111819-W141
1735 Rec 1 GW sample (2 @ 40 ml VOA vials) from Chuck Sorden on ice. Field No. DPT596@58' (1335); LabID TT111819-W142
1735 Rec 1 GW sample (2 @ 40 ml VOA vials) from Chuck Sorden on ice. Field No. DPT596@63' (1400); LabID TT111819-W143
1735 Rec 1 GW sample (2 @ 40 ml VOA vials) from Chuck Sorden on ice. Field No. DPT596@68' (1425); LabID TT111819-W144
1735 Rec 1 GW sample (2 @ 40 ml VOA vials) from Chuck Sorden on ice. Field No. DPT596@73' (1455); LabID TT111819-W145
1735 Rec 1 GW sample (2 @ 40 ml VOA vials) from Chuck Sorden on ice. Field No. DPT596@78' (1520); LabID TT111819-W146
1735 Rec 1 GW sample (2 @ 40 ml VOA vials) from Chuck Sorden on ice. Field No. DPT699@28' (1525); LabID TT111819-W147
1735 Rec 1 GW sample (2 @ 40 ml VOA vials) from Chuck Sorden on ice. Field No. DPT699@58' (1545); LabID TT111819-W148
1735 Rec 1 GW sample (2 @ 40 ml VOA vials) from Chuck Sorden on ice. Field No. DPT596@83' (1550); LabID TT111819-W149
1735 Rec 1 GW sample (2 @ 40 ml VOA vials) from Chuck Sorden on ice. Field No. DPT699@68' (1625); LabID TT111819-W150
1735 Rec 1 GW sample (2 @ 40 ml VOA vials) from Chuck Sorden on ice. Field No. DPT699@83' (1700); LabID TT111819-W151

11/22/19 Activities:

0700 Run BFB Dynamic hardware tune ; Refrigerator # 9 temp < -5C ; Ambient temp 72 F. JG Finneran C#340024-2895 lot# 7939182361V1
0703 Run method blank in (fn: 112219blk1.d) 10 ml H20. All analyte responses equal to or < 50% of lowest quantitation calibration standard.
0719 Run 10ml H20 with 100ng spike (fn: 112219ccv1.d). All compound responses between within 20 % expected response and ion ratios within 30% expected ratio.TuneGood.
0736 Remove 0.1 ml GW sample W-111 from VOA vial W-111C-1. Add int/surr stds. Load onto PT-5. FN: LC34-DPT600@48' / Lab ID: TT111819-W-111. 0746 Inject.
0743 Remove 0.1 ml GW sample W-111 from VOA vial W-111C-2. Add int/surr stds. Load onto PT-5. FN: LC34-DPT600@48' / Lab ID: TT111819-W-111DUP. 0753 Inject.
0800 Remove 0.5 ml GW sample W-112 from VOA vial W-112C-1. Add int/surr stds. Load onto PT-5. FN: LC34-DPT599@23' / Lab ID: TT111819-W-112. 0810 Inject.
0818 Remove 0.2 ml GW sample W-113 from VOA vial W-113C-1. Add int/surr stds. Load onto PT-5. FN: LC34-DPT600@53' / Lab ID: TT111819-W-113. 0828 Inject.
0835 Remove 0.035 ml GW sample W-114 from VOA vial W-114C-1. Add int/surr stds. Load onto PT-5. FN: LC34-DPT599@28' / Lab ID: TT111819-W-114. 0845 Inject.
0951 Remove 0.02 ml GW sample W-115 from VOA vial W-115C-1. Add int/surr stds. Load onto PT-5. FN: LC34-DPT599@33' / Lab ID: TT111819-W-115. 1001 Inject.
0913 Remove 0.2 ml GW sample W-116 from VOA vial W-116C-1. Add int/surr stds. Load onto PT-5. FN: LC34-DPT600@58' / Lab ID: TT111819-W-116. 0923 Inject.
1000 Remove 0.02 ml GW sample W-117 from VOA vial W-117C-1. Add int/surr stds. Load onto PT-5. FN: LC34-DPT599@38' / Lab ID: TT111819-W-117. 1010 Inject.
1019 Remove 0.5 ml GW sample W-118 from VOA vial W-118C-1. Add int/surr stds. Load onto PT-5. FN: LC34-DPT600@63' / Lab ID: TT111819-W-118. 1029 Inject.
1039 Remove 0.01 ml GW sample W-119 from VOA vial W-119C-1. Add int/surr stds. Load onto PT-5. FN: LC34-DPT599@43' / Lab ID: TT111819-W-119. 1049 Inject.
1057 Remove 3 ml GW sample W-120 from VOA vial W-120C-1. Add int/surr stds. Load onto PT-5. FN: LC34-DPT600@68' / Lab ID: TT111819-W-120. 1107 Inject.
1114 Remove 0.005 ml GW sample W-121 from VOA vial W-121C-1. Add int/surr stds. Load onto PT-5. FN: LC34-DPT599@48' / Lab ID: TT111819-W-121. 1124 Inject.
1131 Remove 10 ml GW sample W-122 from VOA vial W-122C-1. Add int/surr stds. Load onto PT-5. FN: LC34-DPT600@73' / Lab ID: TT111819-W-122. 1141 Inject.

Sampler / Company On-site: Chuck Sorden - Tetratech

Delays:

Weather:

Date: 11/21-22/19 Page 6 of 8

Signature:

Important phone calls / Changes:

ANALYTICAL LABORATORIES OF FLORIDA

FIELD ACTIVITIES FORM

Project Name: LC34 ALF Project: TT111819

Address: KSC, FL.

PROJECT NOTES:

Method: EPA8260D; Target Compounds: Vinyl chloride, 1,1-dce, F113, c/t-12,DCE and TCE. Lab#2/GC#8

11/22/19 Activities:

1148 Remove 0.5 ml GW sample W-123 from VOA vial W-123C-1. Add int/surr stds. Load onto PT-5. FN: LC34-DPT600@78' / Lab ID: TT111819-W-123. 1158 Inject.
1206 Remove 0.02 ml GW sample W-124 from VOA vial W-124C-1. Add int/surr stds. Load onto PT-5. FN: LC34-DPT599@53' / Lab ID: TT111819-W-124. 1216 Inject.
1222 Remove 0.035 ml GW sample W-125 from VOA vial W-125C-1. Add int/surr stds. Load onto PT-5. FN: LC34-DPT599@58' / Lab ID: TT111819-W-125. 1232 Inject.
1239 Remove 0.5 ml GW sample W-126 from VOA vial W-126C-1. Add int/surr stds. Load onto PT-5. FN: LC34-DPT600@83' / Lab ID: TT111819-W-126. 1249 Inject.
1254 Remove 0.05 ml GW sample W-127 from VOA vial W-127C-1. Add int/surr stds. Load onto PT-5. FN: LC34-DPT599@63' / Lab ID: TT111819-W-127. 1304 Inject.
1315 Remove 0.5 ml GW sample W-128 from VOA vial W-128C-1. Add int/surr stds. Load onto PT-5. FN: LC34-DPT599@68' / Lab ID: TT111819-W-128. 1325 Inject.
1331 Remove 10 ml GW sample W-129 from VOA vial W-129C-1. Add int/surr stds. Load onto PT-5. FN: LC34-DPT596@8' / Lab ID: TT111819-W-129. 1341 Inject.
1335 Rec 1 GW sample (2 @ 40 ml VOA vials) from Chuck Sorden on ice. Temp = 47F. Field No. DPT683@83' (0820); LabID TT111819-W152
1335 Rec 1 GW sample (2 @ 40 ml VOA vials) from Chuck Sorden on ice. Field No. DPT686@83' (0910); LabID TT111819-W153
1335 Rec 1 GW sample (2 @ 40 ml VOA vials) from Chuck Sorden on ice. Field No. DPT692@83' (0915); LabID TT111819-W154
1335 Rec 1 GW sample (2 @ 40 ml VOA vials) from Chuck Sorden on ice. Field No. DPT692@88' (0945); LabID TT111819-W155
1335 Rec 1 GW sample (2 @ 40 ml VOA vials) from Chuck Sorden on ice. Field No. DPT684@83' (1005); LabID TT111819-W156
1335 Rec 1 GW sample (2 @ 40 ml VOA vials) from Chuck Sorden on ice. Field No. DPT771@33' (1055); LabID TT111819-W157
1335 Rec 1 GW sample (2 @ 40 ml VOA vials) from Chuck Sorden on ice. Field No. DPT689@58' (1105); LabID TT111819-W158
1449 Remove 5 ml GW sample W-130 from VOA vial W-130C-1. Add int/surr stds. Load onto PT-5. FN: LC34-DPT596@13' / Lab ID: TT111819-W-130. 1459 Inject.
1505 Remove 10 ml GW sample W-126 from VOA vial W-126C-2. Add int/surr stds. Load onto PT-5. FN: LC34-DPT600@83' / Lab ID: TT111819-W-126. 1515 Inject.
1521 Remove 10 ml GW sample W-126 from VOA vial W-126C-2 syringe. Add int/surr stds. Load onto PT-5. FN: LC34-DPT600@83' / Lab ID: TT111819-W-126ms. 1531 Inject.

11/25/19 Activities:

0759 Run method blank in (fn: 112519blk1.d) 10 ml H20. All analyte responses equal to or < 50% of lowest quantitation calibration standard.TuneGood.
0839 Run 10ml H20 with 100ng spike (fn: 112519ccv1.d). All compound responses between within 20 % expected response and ion ratios within 30% expected ratio.
0845 Remove 10 ml GW sample W-131 from VOA vial W-131C-1. Add int/surr stds. Load onto PT-5. FN: LC34-DPT596@18' / Lab ID: TT111819-W-131. 0855 Inject.
0902 Remove 10 ml GW sample W-131 from VOA vial W-131C-2. Add int/surr stds. Load onto PT-5. FN: LC34-DPT596@18' / Lab ID: TT111819-W-131dup. 0912 Inject.
0918 Remove 10 ml GW sample W-132 from VOA vial W-132C-1. Add int/surr stds. Load onto PT-5. FN: LC34-DPT599@73' / Lab ID: TT111819-W-132. 0928 Inject.
0935 Remove 10 ml GW sample W-133 from VOA vial W-133C-1. Add int/surr stds. Load onto PT-5. FN: LC34-DPT596@23' / Lab ID: TT111819-W-133. 0945 Inject.
0951 Remove 10 ml GW sample W-133 from VOA vial W-133C-2. Add int/surr stds. Load onto PT-5. FN: LC34-DPT596@23' / Lab ID: TT111819-W-133ms. 1001 Inject.
1008 Remove 10 ml GW sample W-134 from VOA vial W-134C-1. Add int/surr stds. Load onto PT-5. FN: LC34-DPT596@28' / Lab ID: TT111819-W-134. 1018 Inject.
1027 Remove 1 ml GW sample W-135 from VOA vial W-135C-1. Add int/surr stds. Load onto PT-5. FN: LC34-DPT596@33' / Lab ID: TT111819-W-135. 1037 Inject.
1044 Remove 1 ml GW sample W-136 from VOA vial W-136C-1. Add int/surr stds. Load onto PT-5. FN: LC34-DPT599@78' / Lab ID: TT111819-W-136. 1054 Inject.
1100 Remove 0.1 ml GW sample W-137 from VOA vial W-137C-1. Add int/surr stds. Load onto PT-5. FN: LC34-DPT596@38' / Lab ID: TT111819-W-137. 1110 Inject.
1117 Remove 0.02 ml GW sample W-138 from VOA vial W-138C-1. Add int/surr stds. Load onto PT-5. FN: LC34-DPT596@43' / Lab ID: TT111819-W-138. 1127 Inject.
1133 Remove 0.01 ml GW sample W-139 from VOA vial W-139C-1. Add int/surr stds. Load onto PT-5. FN: LC34-DPT596@48' / Lab ID: TT111819-W-139. 1143 Inject.
1150 Remove 0.5 ml GW sample W-140 from VOA vial W-140C-1. Add int/surr stds. Load onto PT-5. FN: LC34-DPT599@83' / Lab ID: TT111819-W-140. 1200 Inject.
1208 Remove 0.01 ml GW sample W-141 from VOA vial W-141C-1. Add int/surr stds. Load onto PT-5. FN: LC34-DPT596@53' / Lab ID: TT111819-W-141. 1218 Inject.
1227 Remove 0.035 ml GW sample W-142 from VOA vial W-142C-1. Add int/surr stds. Load onto PT-5. FN: LC34-DPT596@58' / Lab ID: TT111819-W-142. 1237 Inject.
1243 Remove 0.1 ml GW sample W-143 from VOA vial W-143C-1. Add int/surr stds. Load onto PT-5. FN: LC34-DPT596@63' / Lab ID: TT111819-W-143. 1253 Inject.
1302 Remove 0.2 ml GW sample W-144 from VOA vial W-144C-1. Add int/surr stds. Load onto PT-5. FN: LC34-DPT596@68' / Lab ID: TT111819-W-144. 1312 Inject.
1318 Remove 3 ml GW sample W-145 from VOA vial W-145C-1. Add int/surr stds. Load onto PT-5. FN: LC34-DPT596@73' / Lab ID: TT111819-W-145. 1328 Inject.
1337 Remove 0.5 ml GW sample W-146 from VOA vial W-146C-1. Add int/surr stds. Load onto PT-5. FN: LC34-DPT596@78' / Lab ID: TT111819-W-146. 1347 Inject.
1355 Remove 0.5 ml GW sample W-147 from VOA vial W-147C-1. Add int/surr stds. Load onto PT-5. FN: LC34-DPT699@28' / Lab ID: TT111819-W-147. 1405 Inject.
1411 Remove 10 ml GW sample W-148 from VOA vial W-148C-1. Add int/surr stds. Load onto PT-5. FN: LC34-DPT699@58' / Lab ID: TT111819-W-148. 1421 Inject.
1427 Remove 10 ml GW sample W-149 from VOA vial W-149C-1. Add int/surr stds. Load onto PT-5. FN: LC34-DPT596@83' / Lab ID: TT111819-W-149. 1437 Inject.
1444 Remove 10 ml GW sample W-150 from VOA vial W-150C-1. Add int/surr stds. Load onto PT-5. FN: LC34-DPT699@68' / Lab ID: TT111819-W-150. 1454 Inject.

11/26/19 Activities:

0711 Run method blank in (fn: 112619blk1.d) 10 ml H20. All analyte responses equal to or < 50% of lowest quantitation calibration standard.
0727 Run 10ml H20 with 100ng spike (fn: 112219ccv1.d). All compound responses between within 20 % expected response and ion ratios within 30% expected ratio.TuneGood.
0734 Remove 10 ml GW sample W-151 from VOA vial W-151C-1. Add int/surr stds. Load onto PT-5. FN: LC34-DPT699@83' / Lab ID: TT111819-W-151. 0744 Inject.
0750 Remove 10 ml GW sample W-151 from VOA vial W-151C-2. Add 100NG,int/surr stds. Load onto PT-5. FN: LC34-DPT699@83' / Lab ID: TT111819-W-151MS. 0800 Inject.
0806 Remove 10 ml GW sample W-152 from VOA vial W-152C-1. Add int/surr stds. Load onto PT-5. FN: LC34-DPT683@83' / Lab ID: TT111819-W-152. 0816 Inject.
0823 Remove 10 ml GW sample W-153 from VOA vial W-153C-1. Add int/surr stds. Load onto PT-5. FN: LC34-DPT686@83' / Lab ID: TT111819-W-153. 0833 Inject.
0839 Remove 10 ml GW sample W-154 from VOA vial W-154C-1. Add int/surr stds. Load onto PT-5. FN: LC34-DPT692@83' / Lab ID: TT111819-W-154. 0849 Inject.
0855 Remove 10 ml GW sample W-155 from VOA vial W-155C-1. Add int/surr stds. Load onto PT-5. FN: LC34-DPT692@88' / Lab ID: TT111819-W-155. 0905 Inject.
0912 Remove 10 ml GW sample W-156 from VOA vial W-156C-1. Add int/surr stds. Load onto PT-5. FN: LC34-DPT684@83' / Lab ID: TT111819-W-156. 0922 Inject.

Sampler / Company On-site: Chuck Sorden - Tetratetch

Delays:

Weather:

Date: 11/22,25-26/19 Page 7 of 8

Signature:

Important phone calls / Changes:

ANALYTICAL LABORATORIES OF FLORIDA

FIELD ACTIVITIES FORM

Project Name: LC34 ALF Project: TT111819

Address: KSC, FL.

PROJECT NOTES:

Method: EPA8260D; Target Compounds: Vinyl chloride, 1,1-dce, F113, c/t-12,DCE and TCE.

11/26/19 Activities:

0929 Remove 10 ml GW sample W-156 from VOA vial W-156C-2. Add int/surr stds. Load onto PT-5. FN: LC34-DPT684@83' / Lab ID: TT111819-W-156DUP. 0939 Inject.

0946 Remove 0.035 ml GW sample W-157 from VOA vial W-157C-1. Add int/surr stds. Load onto PT-5. FN: LC34-DPT771@33' / Lab ID: TT111819-W-157. 0956 Inject.

1012 Remove 10 ml GW sample W-158 from VOA vial W-158C-1. Add int/surr stds. Load onto PT-5. FN: LC34-DPT684@83' / Lab ID: TT111819-W-158. 1022 Inject.

1045 Discard samples in IDW drum.

&

Sampler / Company On-site: Chuck Sorden - Tetratetch

Delays:

Weather:

Date: 11/26/19 Page 8 of 8

Signature:

Important phone calls / Changes:

ANALYTICAL LABORATORIES OF FLORIDA

FIELD ACTIVITIES FORM

Project Name: LC34 ALF Project: TT111819

Address: KSC, FL.

PROJECT NOTES:

Method: EPA8260D; Target Compounds: Vinyl chloride, 1,1-dce, F113, c/t-12,DCE and TCE. Lab#1/GC#5

11/18/19 Activities: Calibrate GC#8/Lab#2 Ref#2 Temperature:

Method (soil/water) Blank(s): All responses < 5% of Lowest reported Reg Limit

Cal(water/soil)Curve(s): fn: 111819DRY6F.M

Cal(water/soil)Curve(s): All standards ion ratios are within 30% of mid level standard. All compound Response Factor ratios are > 0.1 or >0.2

Cal(water/soil)Curve(s): Second Source expected % Recovery met +/- 30 % of expected response (ng)

Lowest Concen level: Recalibrated Detection level standard meet +/- 30 % expected response (10ng level)

Cal(water)Curve(s): Blank passed tune acceptance criteria of EPA 8260C Section 11.3.1

0623 Run BFB Dynamic hardware tune ; Refrigerator # 9 temp < -5C ; Ambient temp 68 F. JG Finneran C#340024-2895 lot# 7939182361V1

0629 Run method blank in (fn: 111819blk1.d) 10 ml H20. All analyte responses equal to or < 50% of lowest quantitation calibration standard.TuneGood.

0746 to 0945 calibrate GC#8 cal std 10 to 5000 ng

1215 Rec 1 GW sample (2 @ 40 ml VOA vials) from Chuck Sorden on ice. Temp = 67F. Field No. DPT593@8' (1140); LabID TT111819-W001

1215 Rec 1 GW sample (2 @ 40 ml VOA vials) from Chuck Sorden on ice. Field No. DPT594@8' (1145); LabID TT111819-W002

1215 Rec 1 GW sample (2 @ 40 ml VOA vials) from Chuck Sorden on ice. Field No. DPT593@13' (1150); LabID TT111819-W003

1215 Rec 1 GW sample (2 @ 40 ml VOA vials) from Chuck Sorden on ice. Field No. DPT594@13' (1155); LabID TT111819-W004

1215 Rec 1 GW sample (2 @ 40 ml VOA vials) from Chuck Sorden on ice. Field No. DPT593@18' (1205); LabID TT111819-W005

1305 Remove 10 ml GW sample W-001 from VOA vial W-001C-1. Add int/surr stds. Load onto PT-5. FN: LC34-DPT593@8' / Lab ID: TT111819-W-001. 1315 Inject.

1321 Remove 10 ml GW sample W-001 from VOA vial W-001C-2. Add int/surr stds. Load onto PT-5. FN: LC34-DPT593@8' / Lab ID: TT111819-W-001dup. 1331 Inject.

1343 Remove 5 ml GW sample W-002 from VOA vial W-002C-1. Add int/surr stds. Load onto PT-5. FN: LC34-DPT594@8' / Lab ID: TT111819-W-002. 1353 Inject.

1359 Remove 5 ml GW sample W-003 from VOA vial W-003C-1. Add int/surr stds. Load onto PT-5. FN: LC34-DPT593@13' / Lab ID: TT111819-W-003. 1409 Inject.

1416 Remove 10 ml GW sample W-004 from VOA vial W-004C-1. Add int/surr stds. Load onto PT-5. FN: LC34-DPT594@13' / Lab ID: TT111819-W-004. 1426 Inject.

1434 Remove 5 ml GW sample W-005 from VOA vial W-005C-1. Add int/surr stds. Load onto PT-5. FN: LC34-DPT593@18' / Lab ID: TT111819-W-005. 1444 Inject.

1449 Remove 5 ml GW sample W-005 from VOA vial W-005C-1. Add 100ng,int/surr stds. Load onto PT-5. FN: LC34-DPT593@18' / Lab ID: TT111819-W-005ms. 1459 Inject.

1545 Rec 1 GW sample (2 @ 40 ml VOA vials) from Chuck Sorden on ice. Temp = 57F. Field No. DPT593@23' (1220); LabID TT111819-W006

1545 Rec 1 GW sample (2 @ 40 ml VOA vials) from Chuck Sorden on ice. Field No. DPT593@28' (1235); LabID TT111819-W007

1545 Rec 1 GW sample (2 @ 40 ml VOA vials) from Chuck Sorden on ice. Field No. DPT593@33' (1250); LabID TT111819-W008

1545 Rec 1 GW sample (2 @ 40 ml VOA vials) from Chuck Sorden on ice. Field No. DPT594@18' (1255); LabID TT111819-W009

1545 Rec 1 GW sample (2 @ 40 ml VOA vials) from Chuck Sorden on ice. Field No. DPT593@38' (1305); LabID TT111819-W010

1545 Rec 1 GW sample (2 @ 40 ml VOA vials) from Chuck Sorden on ice. Field No. DPT594@23' (1310); LabID TT111819-W011

1545 Rec 1 GW sample (2 @ 40 ml VOA vials) from Chuck Sorden on ice. Field No. DPT593@43' (1320); LabID TT111819-W012

1545 Rec 1 GW sample (2 @ 40 ml VOA vials) from Chuck Sorden on ice. Field No. DPT594@28' (1325); LabID TT111819-W013

1545 Rec 1 GW sample (2 @ 40 ml VOA vials) from Chuck Sorden on ice. Field No. DPT593@48' (1335); LabID TT111819-W014

1545 Rec 1 GW sample (2 @ 40 ml VOA vials) from Chuck Sorden on ice. Field No. DPT594@33' (1340); LabID TT111819-W015

1545 Rec 1 GW sample (2 @ 40 ml VOA vials) from Chuck Sorden on ice. Field No. DPT594@38' (1355); LabID TT111819-W016

1545 Rec 1 GW sample (2 @ 40 ml VOA vials) from Chuck Sorden on ice. Field No. DPT593@53' (1405); LabID TT111819-W017

1545 Rec 1 GW sample (2 @ 40 ml VOA vials) from Chuck Sorden on ice. Field No. DPT594@43' (1410); LabID TT111819-W018

1545 Rec 1 GW sample (2 @ 40 ml VOA vials) from Chuck Sorden on ice. Field No. DPT594@48' (1425); LabID TT111819-W019

1545 Rec 1 GW sample (2 @ 40 ml VOA vials) from Chuck Sorden on ice. Field No. DPT593@58' (1430); LabID TT111819-W020

1545 Rec 1 GW sample (2 @ 40 ml VOA vials) from Chuck Sorden on ice. Field No. DPT593@63' (1500); LabID TT111819-W021

1545 Rec 1 GW sample (2 @ 40 ml VOA vials) from Chuck Sorden on ice. Field No. DPT594@53' (1505); LabID TT111819-W022

1545 Rec 1 GW sample (2 @ 40 ml VOA vials) from Chuck Sorden on ice. Field No. DPT593@68' (1520); LabID TT111819-W023

1659 Remove 5 ml GW sample W-006 from VOA vial W-006C-1. Add int/surr stds. Load onto PT-5. FN: LC34-DPT593@23' / Lab ID: TT111819-W-006. 1709 Inject.

1618 Remove 5 ml GW sample W-007 from VOA vial W-007C-1. Add int/surr stds. Load onto PT-5. FN: LC34-DPT593@28' / Lab ID: TT111819-W-007. 1628 Inject.

1634 Remove 5 ml GW sample W-008 from VOA vial W-008C-1. Add int/surr stds. Load onto PT-5. FN: LC34-DPT593@33' / Lab ID: TT111819-W-008. 1644 Inject.

1651 Remove 10 ml GW sample W-009 from VOA vial W-009C-1. Add int/surr stds. Load onto PT-5. FN: LC34-DPT594@18' / Lab ID: TT111819-W-009. 1701 Inject.

1708 Remove 0.035 ml GW sample W-010 from VOA vial W-010C-1. Add int/surr stds. Load onto PT-5. FN: LC34-DPT593@38' / Lab ID: TT111819-W-010. 1718 Inject.

1724 Remove 10 ml GW sample W-011 from VOA vial W-011C-1. Add int/surr stds. Load onto PT-5. FN: LC34-DPT594@23' / Lab ID: TT111819-W-011. 1734 Inject.

1740 Remove 0.1 ml GW sample W-012 from VOA vial W-012C-1. Add int/surr stds. Load onto PT-5. FN: LC34-DPT593@43' / Lab ID: TT111819-W-012. 1750 Inject.

1750 Rec 1 GW sample (2 @ 40 ml VOA vials) from Chuck Sorden on ice. Temp = 65F.Field No. DPT594@58' (1535); LabID TT111819-W024

1750 Rec 1 GW sample (2 @ 40 ml VOA vials) from Chuck Sorden on ice. Field No. DPT593@73' (1545); LabID TT111819-W025

1750 Rec 1 GW sample (2 @ 40 ml VOA vials) from Chuck Sorden on ice. Field No. DPT593@78' (1610); LabID TT111819-W026

1750 Rec 1 GW sample (2 @ 40 ml VOA vials) from Chuck Sorden on ice. Field No. DPT594@63' (1615); LabID TT111819-W027

1750 Rec 1 GW sample (2 @ 40 ml VOA vials) from Chuck Sorden on ice. Field No. DPT593@83' (1635); LabID TT111819-W028

1750 Rec 1 GW sample (2 @ 40 ml VOA vials) from Chuck Sorden on ice. Field No. DPT594@68' (1650); LabID TT111819-W029

Sampler / Company On-site: Chuck Sorden - Tetratech

Delays:

Weather:

Date: 11/18/19 Page 1 of 8

Signature:

Important phone calls / Changes:

ANALYTICAL LABORATORIES OF FLORIDA

FIELD ACTIVITIES FORM

Project Name: LC34 ALF Project: TT111819

Address: KSC, FL.

PROJECT NOTES:

Method: EPA8260D; Target Compounds: Vinyl chloride, 1,1-dce, F113, c/t-12,DCE and TCE. Lab#2/GC#8

11/18/19 Activities:

1757 Remove 5 ml GW sample W-013 from VOA vial W-013C-1. Add int/surr stds. Load onto PT-5. FN: LC34-DPT594@28' / Lab ID: TT111819-W-013. 1807 Inject.
1813 Remove 0.035 ml GW sample W-014 from VOA vial W-014C-1. Add int/surr stds. Load onto PT-5. FN: LC34-DPT593@48' / Lab ID: TT111819-W-014. 1823 Inject.
1831 Remove 0.035 ml GW sample W-015 from VOA vial W-015C-1. Add int/surr stds. Load onto PT-5. FN: LC34-DPT594@33' / Lab ID: TT111819-W-015. 1841 Inject.
1852 Remove 0.035 ml GW sample W-016 from VOA vial W-016C-1. Add int/surr stds. Load onto PT-5. FN: LC34-DPT594@38' / Lab ID: TT111819-W-016. 1902 Inject.
1910 Remove 0.035 ml GW sample W-015 from VOA vial W-015C-2. Add 100ng,int/surr stds. Load onto PT-5. FN: LC34-DPT594@33' / Lab ID: TT111819-W-015ms. 1920 Inject.
1926 Remove 0.01 ml GW sample W-017 from VOA vial W-017C-1. Add int/surr stds. Load onto PT-5. FN: LC34-DPT593@53' / Lab ID: TT111819-W-017. 1936 Inject.
1946 Remove 0.02 ml GW sample W-018 from VOA vial W-018C-1. Add int/surr stds. Load onto PT-5. FN: LC34-DPT594@43' / Lab ID: TT111819-W-018. 1956 Inject.
2005 Remove 0.02 ml GW sample W-019 from VOA vial W-019C-1. Add int/surr stds. Load onto PT-5. FN: LC34-DPT594@48' / Lab ID: TT111819-W-019. 2105 Inject.
2021 Remove 0.02 ml GW sample W-020 from VOA vial W-020C-1. Add int/surr stds. Load onto PT-5. FN: LC34-DPT593@58' / Lab ID: TT111819-W-020. 2031 Inject.

11/19/19 Activities:

0634 Run BFB Dynamic hardware tune ; Refrigerator # 9 temp < -5C ; Ambient temp 74 F. JG Finneran C#340024-2895 lot# 7939182361V1
0656 Run 10ml H20 with 100ng spike (fn: 111919ccv1.d). All compound responses between within 20 % expected response and ion ratios within 30% expected ratio.TuneGood.
0713 Run method blank in (fn: 111919blk1.d) 10 ml H20. All analyte responses equal to or < 50% of lowest quantitation calibration standard.TuneGood.
0724 Remove 0.035 ml GW sample W-021 from VOA vial W-021C-1. Add int/surr stds. Load onto PT-5. FN: LC34-DPT593@63' / Lab ID: TT111819-W-021. 0734 Inject.
0741 Remove 5 ml GW sample W-021 from VOA vial W-021C-2. Add int/surr stds. Load onto PT-5. FN: LC34-DPT593@63' / Lab ID: TT111819-W-021r. 0751 Inject.
0758 Remove 5 ml GW sample W-021 from VOA vial W-021C-2syringe. Add 100ng,int/surr stds. Load onto PT-5. FN: LC34-DPT593@63' / Lab ID: TT111819-W-021MS. 0808 Inject.
0815 Remove 0.01 ml GW sample W-022 from VOA vial W-022C-1. Add int/surr stds. Load onto PT-5. FN: LC34-DPT594@53' / Lab ID: TT111819-W-022. 0825 Inject.
0833 Remove 1 ml GW sample W-023 from VOA vial W-023C-1. Add int/surr stds. Load onto PT-5. FN: LC34-DPT593@68' / Lab ID: TT111819-W-023. 0843 Inject.
0849 Remove 0.01 ml GW sample W-024 from VOA vial W-024C-1. Add int/surr stds. Load onto PT-5. FN: LC34-DPT594@58' / Lab ID: TT111819-W-024. 0859 Inject.
0906 Remove 1 ml GW sample W-025 from VOA vial W-025C-1. Add int/surr stds. Load onto PT-5. FN: LC34-DPT593@73' / Lab ID: TT111819-W-025. 0916 Inject.
0940 Rec 1 GW sample (2 @ 40 ml VOA vials) from Chuck Sorden on ice. Temp = 55F. Field No. DPT594@73' (0800); LabID TT111819-W030
0940 Rec 1 GW sample (2 @ 40 ml VOA vials) from Chuck Sorden on ice. Field No. DPT595@8' (0810); LabID TT111819-W031
0940 Rec 1 GW sample (2 @ 40 ml VOA vials) from Chuck Sorden on ice. Field No. DPT595@13' (0820); LabID TT111819-W032
0940 Rec 1 GW sample (2 @ 40 ml VOA vials) from Chuck Sorden on ice. Field No. DPT595@18' (0830); LabID TT111819-W033
0940 Rec 1 GW sample (2 @ 40 ml VOA vials) from Chuck Sorden on ice. Field No. DPT595@23' (0840); LabID TT111819-W034
0940 Rec 1 GW sample (2 @ 40 ml VOA vials) from Chuck Sorden on ice. Field No. DPT594@78' (0845); LabID TT111819-W035
0940 Rec 1 GW sample (2 @ 40 ml VOA vials) from Chuck Sorden on ice. Field No. DPT595@28' (0855); LabID TT111819-W036
0940 Rec 1 GW sample (2 @ 40 ml VOA vials) from Chuck Sorden on ice. Field No. DPT595@33' (0910); LabID TT111819-W037
0940 Rec 1 GW sample (2 @ 40 ml VOA vials) from Chuck Sorden on ice. Field No. DPT595@38' (0925); LabID TT111819-W038
0940 Rec 1 GW sample (2 @ 40 ml VOA vials) from Chuck Sorden on ice. Field No. DPT594@83' (0930); LabID TT111819-W039
1009 Remove 3 ml GW sample W-026 from VOA vial W-026C-1. Add int/surr stds. Load onto PT-5. FN: LC34-DPT593@78' / Lab ID: TT111819-W-026. 1019 Inject.
1029 Remove 0.035 ml GW sample W-027 from VOA vial W-027C-1. Add int/surr stds. Load onto PT-5. FN: LC34-DPT594@63' / Lab ID: TT111819-W-027. 1039 Inject.
1045 Remove 5 ml GW sample W-028 from VOA vial W-028C-1. Add int/surr stds. Load onto PT-5. FN: LC34-DPT593@83' / Lab ID: TT111819-W-028. 1055 Inject.
1103 Remove 0.035 ml GW sample W-029 from VOA vial W-029C-1. Add int/surr stds. Load onto PT-5. FN: LC34-DPT594@68' / Lab ID: TT111819-W-029. 1113 Inject.
1121 Remove 0.1 ml GW sample W-029 from VOA vial W-029C-2. Add int/surr stds. Load onto PT-5. FN: LC34-DPT594@68' / Lab ID: TT111819-W-029dup. 1131 Inject.
1139 Remove 0.01 ml GW sample W-030 from VOA vial W-030C-1. Add int/surr stds. Load onto PT-5. FN: LC34-DPT594@73' / Lab ID: TT111819-W-030. 1149 Inject.
1159 Remove 10 ml GW sample W-031 from VOA vial W-031C-1. Add int/surr stds. Load onto PT-5. FN: LC34-DPT595@8' / Lab ID: TT111819-W-031. 1209 Inject.
1217 Remove 10 ml GW sample W-032 from VOA vial W-032C-1. Add int/surr stds. Load onto PT-5. FN: LC34-DPT595@13' / Lab ID: TT111819-W-032. 1227 Inject.
1233 Remove 10 ml GW sample W-033 from VOA vial W-033C-1. Add int/surr stds. Load onto PT-5. FN: LC34-DPT595@18' / Lab ID: TT111819-W-033. 1243 Inject.
1251 Remove 10 ml GW sample W-034 from VOA vial W-034C-1. Add int/surr stds. Load onto PT-5. FN: LC34-DPT595@23' / Lab ID: TT111819-W-034. 1301 Inject.
1350 Rec 1 GW sample (2 @ 40 ml VOA vials) from Chuck Sorden on ice. Temp = 58F. Field No. DPT595@43' (0945); LabID TT111819-W040
1350 Rec 1 GW sample (2 @ 40 ml VOA vials) from Chuck Sorden on ice. Field No. DPT595@48' (1000); LabID TT111819-W041
1350 Rec 1 GW sample (2 @ 40 ml VOA vials) from Chuck Sorden on ice. Field No. DPT595@53' (1025); LabID TT111819-W042
1350 Rec 1 GW sample (2 @ 40 ml VOA vials) from Chuck Sorden on ice. Field No. DPT598@8' (1035); LabID TT111819-W043
1350 Rec 1 GW sample (2 @ 40 ml VOA vials) from Chuck Sorden on ice. Field No. DPT598@13' (1050); LabID TT111819-W044
1350 Rec 1 GW sample (2 @ 40 ml VOA vials) from Chuck Sorden on ice. Field No. DPT595@58' (1055); LabID TT111819-W045
1350 Rec 1 GW sample (2 @ 40 ml VOA vials) from Chuck Sorden on ice. Field No. DPT598@18' (1105); LabID TT111819-W046
1350 Rec 1 GW sample (2 @ 40 ml VOA vials) from Chuck Sorden on ice. Field No. DPT598@23' (1120); LabID TT111819-W047
1350 Rec 1 GW sample (2 @ 40 ml VOA vials) from Chuck Sorden on ice. Field No. DPT595@63' (1125); LabID TT111819-W048
1350 Rec 1 GW sample (2 @ 40 ml VOA vials) from Chuck Sorden on ice. Field No. DPT598@28' (1140); LabID TT111819-W049
1350 Rec 1 GW sample (2 @ 40 ml VOA vials) from Chuck Sorden on ice. Field No. DPT595@68' (1150); LabID TT111819-W050
1350 Rec 1 GW sample (2 @ 40 ml VOA vials) from Chuck Sorden on ice. Field No. DPT598@33' (1155); LabID TT111819-W051
1350 Rec 1 GW sample (2 @ 40 ml VOA vials) from Chuck Sorden on ice. Field No. DPT598@38' (1210); LabID TT111819-W052

Sampler / Company On-site: Chuck Sorden - Tetratech

Delays:

Weather:

Date: 11/18-19/19 Page 2 of 8

Signature:

Important phone calls / Changes:

Analytical Laboratories of Florida, Inc.
TT111819 Lab Report

Sample	Matrix	Sample Date	Top Depth	Bottom Depth	SDG	Parameter	CAS	Lab Result	Lab Qualifier	Units
LC34-DPT0595-043.0-20191119	GW	11/19/2019	41	45	TT111819	1,1-DICHLOROETHENE	75-35-4	290	U	UG/L
LC34-DPT0595-043.0-20191119	GW	11/19/2019	41	45	TT111819	VINYL CHLORIDE	75-01-4	4900	NULL	UG/L
LC34-DPT0595-048.0-20191119	GW	11/19/2019	46	50	TT111819	TRANS-1,2-DICHLOROETHENE	156-60-5	200	U	UG/L
LC34-DPT0595-053.0-20191119	GW	11/19/2019	51	55	TT111819	1,1-DICHLOROETHENE	75-35-4	50	U	UG/L
LC34-DPT0595-053.0-20191119	GW	11/19/2019	51	55	TT111819	VINYL CHLORIDE	75-01-4	2800	NULL	UG/L
LC34-DPT0595-058.0-20191119	GW	11/19/2019	56	60	TT111819	TRANS-1,2-DICHLOROETHENE	156-60-5	20	U	UG/L
LC34-DPT0595-063.0-20191119	GW	11/19/2019	61	65	TT111819	1,1-DICHLOROETHENE	75-35-4	1	U	UG/L
LC34-DPT0595-063.0-20191119	GW	11/19/2019	61	65	TT111819	VINYL CHLORIDE	75-01-4	1	U	UG/L
LC34-DPT0595-068.0-20191119	GW	11/19/2019	66	70	TT111819	TRANS-1,2-DICHLOROETHENE	156-60-5	1	U	UG/L
LC34-DPT0595-073.0-20191119	GW	11/19/2019	71	75	TT111819	1,1-DICHLOROETHENE	75-35-4	20	U	UG/L
LC34-DPT0595-073.0-20191119	GW	11/19/2019	71	75	TT111819	VINYL CHLORIDE	75-01-4	20	U	UG/L
LC34-DPT0595-078.0-20191119	GW	11/19/2019	76	80	TT111819	TRANS-1,2-DICHLOROETHENE	156-60-5	20	U	UG/L
LC34-DPT0595-083.0-20191119	GW	11/19/2019	81	85	TT111819	1,1-DICHLOROETHENE	75-35-4	1	U	UG/L
LC34-DPT0595-083.0-20191119	GW	11/19/2019	81	85	TT111819	VINYL CHLORIDE	75-01-4	1	NULL	UG/L
LC34-DPT0596-008.0-20191121	GW	11/21/2019	6	10	TT111819	TRANS-1,2-DICHLOROETHENE	156-60-5	4	NULL	UG/L
LC34-DPT0596-013.0-20191121	GW	11/21/2019	11	15	TT111819	1,1-DICHLOROETHENE	75-35-4	3	NULL	UG/L
LC34-DPT0596-013.0-20191121	GW	11/21/2019	11	15	TT111819	VINYL CHLORIDE	75-01-4	420	NULL	UG/L
LC34-DPT0596-018.0-20191121	GW	11/21/2019	16	20	TT111819	TRANS-1,2-DICHLOROETHENE	156-60-5	2	NULL	UG/L
LC34-DPT0596-023.0-20191121	GW	11/21/2019	21	25	TT111819	1,1-DICHLOROETHENE	75-35-4	1	U	UG/L
LC34-DPT0596-023.0-20191121	GW	11/21/2019	21	25	TT111819	VINYL CHLORIDE	75-01-4	8	NULL	UG/L
LC34-DPT0596-028.0-20191121	GW	11/21/2019	26	30	TT111819	TRANS-1,2-DICHLOROETHENE	156-60-5	5	NULL	UG/L
LC34-DPT0596-033.0-20191121	GW	11/21/2019	31	35	TT111819	1,1-DICHLOROETHENE	75-35-4	11	NULL	UG/L
LC34-DPT0596-033.0-20191121	GW	11/21/2019	31	35	TT111819	VINYL CHLORIDE	75-01-4	940	NULL	UG/L
LC34-DPT0596-038.0-20191121	GW	11/21/2019	36	40	TT111819	TRANS-1,2-DICHLOROETHENE	156-60-5	1800	NULL	UG/L
LC34-DPT0596-043.0-20191121	GW	11/21/2019	41	45	TT111819	1,1-DICHLOROETHENE	75-35-4	620	NULL	UG/L
LC34-DPT0596-043.0-20191121	GW	11/21/2019	41	45	TT111819	VINYL CHLORIDE	75-01-4	3500	NULL	UG/L
LC34-DPT0596-048.0-20191121	GW	11/21/2019	46	50	TT111819	TRANS-1,2-DICHLOROETHENE	156-60-5	1000	NULL	UG/L
LC34-DPT0596-053.0-20191121	GW	11/21/2019	51	55	TT111819	1,1-DICHLOROETHENE	75-35-4	1000	U	UG/L
LC34-DPT0596-053.0-20191121	GW	11/21/2019	51	55	TT111819	VINYL CHLORIDE	75-01-4	1800	NULL	UG/L
LC34-DPT0596-058.0-20191121	GW	11/21/2019	56	60	TT111819	TRANS-1,2-DICHLOROETHENE	156-60-5	290	U	UG/L
LC34-DPT0596-063.0-20191121	GW	11/21/2019	61	65	TT111819	1,1-DICHLOROETHENE	75-35-4	100	U	UG/L
LC34-DPT0596-063.0-20191121	GW	11/21/2019	61	65	TT111819	VINYL CHLORIDE	75-01-4	100	U	UG/L
LC34-DPT0596-068.0-20191121	GW	11/21/2019	66	70	TT111819	TRANS-1,2-DICHLOROETHENE	156-60-5	50	U	UG/L
LC34-DPT0596-073.0-20191121	GW	11/21/2019	71	75	TT111819	1,1-DICHLOROETHENE	75-35-4	3	U	UG/L
LC34-DPT0596-073.0-20191121	GW	11/21/2019	71	75	TT111819	VINYL CHLORIDE	75-01-4	3	U	UG/L
LC34-DPT0596-078.0-20191121	GW	11/21/2019	76	80	TT111819	TRANS-1,2-DICHLOROETHENE	156-60-5	130	NULL	UG/L
LC34-DPT0596-083.0-20191121	GW	11/21/2019	81	85	TT111819	1,1-DICHLOROETHENE	75-35-4	1	U	UG/L
LC34-DPT0596-083.0-20191121	GW	11/21/2019	81	85	TT111819	VINYL CHLORIDE	75-01-4	1	U	UG/L
LC34-DPT0597-008.0-20191119	GW	11/19/2019	6	10	TT111819	TRANS-1,2-DICHLOROETHENE	156-60-5	1	U	UG/L
LC34-DPT0597-013.0-20191119	GW	11/19/2019	11	15	TT111819	1,1-DICHLOROETHENE	75-35-4	1	U	UG/L

Sample	Matrix	Sample Date	Top Depth	Bottom Depth	SDG	Parameter	CAS	Lab Result	Lab Qualifier	Units
LC34-DPT0597-013.0-20191119	GW	11/19/2019	11	15	TT111819	VINYL CHLORIDE	75-01-4	4	NULL	UG/L
LC34-DPT0597-018.0-20191119	GW	11/19/2019	16	20	TT111819	TRANS-1,2-DICHLOROETHENE	156-60-5	3	U	UG/L
LC34-DPT0597-023.0-20191119	GW	11/19/2019	21	25	TT111819	1,1-DICHLOROETHENE	75-35-4	1	U	UG/L
LC34-DPT0597-023.0-20191119	GW	11/19/2019	21	25	TT111819	VINYL CHLORIDE	75-01-4	12	NULL	UG/L
LC34-DPT0597-028.0-20191119	GW	11/19/2019	26	30	TT111819	TRANS-1,2-DICHLOROETHENE	156-60-5	1	U	UG/L
LC34-DPT0597-033.0-20191119	GW	11/19/2019	31	35	TT111819	1,1-DICHLOROETHENE	75-35-4	1	U	UG/L
LC34-DPT0597-033.0-20191119	GW	11/19/2019	31	35	TT111819	VINYL CHLORIDE	75-01-4	19	NULL	UG/L
LC34-DPT0597-038.0-20191119	GW	11/19/2019	36	40	TT111819	TRANS-1,2-DICHLOROETHENE	156-60-5	50	U	UG/L
LC34-DPT0597-043.0-20191119	GW	11/19/2019	41	45	TT111819	1,1-DICHLOROETHENE	75-35-4	500	U	UG/L
LC34-DPT0597-043.0-20191119	GW	11/19/2019	41	45	TT111819	VINYL CHLORIDE	75-01-4	500	U	UG/L
LC34-DPT0597-048.0-20191119	GW	11/19/2019	46	50	TT111819	TRANS-1,2-DICHLOROETHENE	156-60-5	290	U	UG/L
LC34-DPT0597-053.0-20191119	GW	11/19/2019	51	55	TT111819	1,1-DICHLOROETHENE	75-35-4	490	NULL	UG/L
LC34-DPT0597-053.0-20191119	GW	11/19/2019	51	55	TT111819	VINYL CHLORIDE	75-01-4	6200	NULL	UG/L
LC34-DPT0597-058.0-20191120	GW	11/20/2019	56	60	TT111819	TRANS-1,2-DICHLOROETHENE	156-60-5	1000	U	UG/L
LC34-DPT0597-063.0-20191120	GW	11/20/2019	61	65	TT111819	1,1-DICHLOROETHENE	75-35-4	1000	U	UG/L
LC34-DPT0595-043.0-20191119	GW	11/19/2019	41	45	TT111819	CIS-1,2-DICHLOROETHENE	156-59-2	7900	NULL	UG/L
LC34-DPT0595-048.0-20191119	GW	11/19/2019	46	50	TT111819	1,1,2-TRICHLOROTRIFLUOROETHANE	76-13-1	200	U	UG/L
LC34-DPT0595-048.0-20191119	GW	11/19/2019	46	50	TT111819	TRICHLOROETHENE	79-01-6	200	U	UG/L
LC34-DPT0595-053.0-20191119	GW	11/19/2019	51	55	TT111819	CIS-1,2-DICHLOROETHENE	156-59-2	6400	NULL	UG/L
LC34-DPT0595-058.0-20191119	GW	11/19/2019	56	60	TT111819	1,1,2-TRICHLOROTRIFLUOROETHANE	76-13-1	20	U	UG/L
LC34-DPT0595-058.0-20191119	GW	11/19/2019	56	60	TT111819	TRICHLOROETHENE	79-01-6	20	U	UG/L
LC34-DPT0595-063.0-20191119	GW	11/19/2019	61	65	TT111819	CIS-1,2-DICHLOROETHENE	156-59-2	2	NULL	UG/L
LC34-DPT0595-068.0-20191119	GW	11/19/2019	66	70	TT111819	1,1,2-TRICHLOROTRIFLUOROETHANE	76-13-1	1	U	UG/L
LC34-DPT0595-068.0-20191119	GW	11/19/2019	66	70	TT111819	TRICHLOROETHENE	79-01-6	1	U	UG/L
LC34-DPT0595-073.0-20191119	GW	11/19/2019	71	75	TT111819	CIS-1,2-DICHLOROETHENE	156-59-2	190	NULL	UG/L
LC34-DPT0595-078.0-20191119	GW	11/19/2019	76	80	TT111819	1,1,2-TRICHLOROTRIFLUOROETHANE	76-13-1	20	U	UG/L
LC34-DPT0595-078.0-20191119	GW	11/19/2019	76	80	TT111819	TRICHLOROETHENE	79-01-6	3600	NULL	UG/L
LC34-DPT0595-083.0-20191119	GW	11/19/2019	81	85	TT111819	CIS-1,2-DICHLOROETHENE	156-59-2	5	NULL	UG/L
LC34-DPT0596-008.0-20191121	GW	11/21/2019	6	10	TT111819	1,1,2-TRICHLOROTRIFLUOROETHANE	76-13-1	7	NULL	UG/L
LC34-DPT0596-008.0-20191121	GW	11/21/2019	6	10	TT111819	TRICHLOROETHENE	79-01-6	2	NULL	UG/L
LC34-DPT0596-013.0-20191121	GW	11/21/2019	11	15	TT111819	CIS-1,2-DICHLOROETHENE	156-59-2	81	NULL	UG/L
LC34-DPT0596-018.0-20191121	GW	11/21/2019	16	20	TT111819	1,1,2-TRICHLOROTRIFLUOROETHANE	76-13-1	1	U	UG/L
LC34-DPT0596-018.0-20191121	GW	11/21/2019	16	20	TT111819	TRICHLOROETHENE	79-01-6	3	NULL	UG/L
LC34-DPT0596-023.0-20191121	GW	11/21/2019	21	25	TT111819	CIS-1,2-DICHLOROETHENE	156-59-2	9	NULL	UG/L
LC34-DPT0596-028.0-20191121	GW	11/21/2019	26	30	TT111819	1,1,2-TRICHLOROTRIFLUOROETHANE	76-13-1	1	U	UG/L
LC34-DPT0596-028.0-20191121	GW	11/21/2019	26	30	TT111819	TRICHLOROETHENE	79-01-6	3	NULL	UG/L
LC34-DPT0596-033.0-20191121	GW	11/21/2019	31	35	TT111819	CIS-1,2-DICHLOROETHENE	156-59-2	690	NULL	UG/L
LC34-DPT0596-038.0-20191121	GW	11/21/2019	36	40	TT111819	1,1,2-TRICHLOROTRIFLUOROETHANE	76-13-1	100	U	UG/L
LC34-DPT0596-038.0-20191121	GW	11/21/2019	36	40	TT111819	TRICHLOROETHENE	79-01-6	2000	NULL	UG/L
LC34-DPT0596-043.0-20191121	GW	11/21/2019	41	45	TT111819	CIS-1,2-DICHLOROETHENE	156-59-2	151000	NULL	UG/L

Sample	Matrix	Sample Date	Top Depth	Bottom Depth	SDG	Parameter	CAS	Lab Result	Lab Qualifier	Units
LC34-DPT0596-048.0-20191121	GW	11/21/2019	46	50	TT111819	1,1,2-TRICHLOROTRIFLUOROETHANE	76-13-1	1000	U	UG/L
LC34-DPT0596-048.0-20191121	GW	11/21/2019	46	50	TT111819	TRICHLOROETHENE	79-01-6	415000	J	UG/L
LC34-DPT0596-053.0-20191121	GW	11/21/2019	51	55	TT111819	CIS-1,2-DICHLOROETHENE	156-59-2	73400	NULL	UG/L
LC34-DPT0596-058.0-20191121	GW	11/21/2019	56	60	TT111819	1,1,2-TRICHLOROTRIFLUOROETHANE	76-13-1	290	U	UG/L
LC34-DPT0596-058.0-20191121	GW	11/21/2019	56	60	TT111819	TRICHLOROETHENE	79-01-6	19600	NULL	UG/L
LC34-DPT0596-063.0-20191121	GW	11/21/2019	61	65	TT111819	CIS-1,2-DICHLOROETHENE	156-59-2	2500	NULL	UG/L
LC34-DPT0596-068.0-20191121	GW	11/21/2019	66	70	TT111819	1,1,2-TRICHLOROTRIFLUOROETHANE	76-13-1	50	U	UG/L
LC34-DPT0596-068.0-20191121	GW	11/21/2019	66	70	TT111819	TRICHLOROETHENE	79-01-6	3400	NULL	UG/L
LC34-DPT0596-073.0-20191121	GW	11/21/2019	71	75	TT111819	CIS-1,2-DICHLOROETHENE	156-59-2	17	NULL	UG/L
LC34-DPT0596-078.0-20191121	GW	11/21/2019	76	80	TT111819	1,1,2-TRICHLOROTRIFLUOROETHANE	76-13-1	20	U	UG/L
LC34-DPT0596-078.0-20191121	GW	11/21/2019	76	80	TT111819	TRICHLOROETHENE	79-01-6	1600	NULL	UG/L
LC34-DPT0596-083.0-20191121	GW	11/21/2019	81	85	TT111819	CIS-1,2-DICHLOROETHENE	156-59-2	10	NULL	UG/L
LC34-DPT0597-008.0-20191119	GW	11/19/2019	6	10	TT111819	1,1,2-TRICHLOROTRIFLUOROETHANE	76-13-1	1	U	UG/L
LC34-DPT0597-008.0-20191119	GW	11/19/2019	6	10	TT111819	TRICHLOROETHENE	79-01-6	84	NULL	UG/L
LC34-DPT0597-013.0-20191119	GW	11/19/2019	11	15	TT111819	CIS-1,2-DICHLOROETHENE	156-59-2	20	NULL	UG/L
LC34-DPT0597-018.0-20191119	GW	11/19/2019	16	20	TT111819	1,1,2-TRICHLOROTRIFLUOROETHANE	76-13-1	3	U	UG/L
LC34-DPT0597-018.0-20191119	GW	11/19/2019	16	20	TT111819	TRICHLOROETHENE	79-01-6	5	NULL	UG/L
LC34-DPT0597-023.0-20191119	GW	11/19/2019	21	25	TT111819	CIS-1,2-DICHLOROETHENE	156-59-2	17	NULL	UG/L
LC34-DPT0597-028.0-20191119	GW	11/19/2019	26	30	TT111819	1,1,2-TRICHLOROTRIFLUOROETHANE	76-13-1	1	U	UG/L
LC34-DPT0597-028.0-20191119	GW	11/19/2019	26	30	TT111819	TRICHLOROETHENE	79-01-6	2	NULL	UG/L
LC34-DPT0597-033.0-20191119	GW	11/19/2019	31	35	TT111819	CIS-1,2-DICHLOROETHENE	156-59-2	40	NULL	UG/L
LC34-DPT0597-038.0-20191119	GW	11/19/2019	36	40	TT111819	1,1,2-TRICHLOROTRIFLUOROETHANE	76-13-1	50	U	UG/L
LC34-DPT0597-038.0-20191119	GW	11/19/2019	36	40	TT111819	TRICHLOROETHENE	79-01-6	5900	NULL	UG/L
LC34-DPT0597-043.0-20191119	GW	11/19/2019	41	45	TT111819	CIS-1,2-DICHLOROETHENE	156-59-2	12200	NULL	UG/L
LC34-DPT0597-048.0-20191119	GW	11/19/2019	46	50	TT111819	1,1,2-TRICHLOROTRIFLUOROETHANE	76-13-1	290	U	UG/L
LC34-DPT0597-048.0-20191119	GW	11/19/2019	46	50	TT111819	TRICHLOROETHENE	79-01-6	341000	J	UG/L
LC34-DPT0597-053.0-20191119	GW	11/19/2019	51	55	TT111819	CIS-1,2-DICHLOROETHENE	156-59-2	50700	NULL	UG/L
LC34-DPT0597-058.0-20191120	GW	11/20/2019	56	60	TT111819	1,1,2-TRICHLOROTRIFLUOROETHANE	76-13-1	1000	U	UG/L
LC34-DPT0597-058.0-20191120	GW	11/20/2019	56	60	TT111819	TRICHLOROETHENE	79-01-6	571000	J	UG/L
LC34-DPT0595-043.0-20191119	GW	11/19/2019	41	45	TT111819	TRANS-1,2-DICHLOROETHENE	156-60-5	290	U	UG/L
LC34-DPT0595-048.0-20191119	GW	11/19/2019	46	50	TT111819	1,1-DICHLOROETHENE	75-35-4	200	U	UG/L
LC34-DPT0595-048.0-20191119	GW	11/19/2019	46	50	TT111819	VINYL CHLORIDE	75-01-4	2800	NULL	UG/L
LC34-DPT0595-053.0-20191119	GW	11/19/2019	51	55	TT111819	TRANS-1,2-DICHLOROETHENE	156-60-5	50	U	UG/L
LC34-DPT0595-058.0-20191119	GW	11/19/2019	56	60	TT111819	1,1-DICHLOROETHENE	75-35-4	20	U	UG/L
LC34-DPT0595-058.0-20191119	GW	11/19/2019	56	60	TT111819	VINYL CHLORIDE	75-01-4	2100	NULL	UG/L
LC34-DPT0595-063.0-20191119	GW	11/19/2019	61	65	TT111819	TRANS-1,2-DICHLOROETHENE	156-60-5	1	U	UG/L
LC34-DPT0595-068.0-20191119	GW	11/19/2019	66	70	TT111819	1,1-DICHLOROETHENE	75-35-4	1	U	UG/L
LC34-DPT0595-068.0-20191119	GW	11/19/2019	66	70	TT111819	VINYL CHLORIDE	75-01-4	1	U	UG/L
LC34-DPT0595-073.0-20191119	GW	11/19/2019	71	75	TT111819	TRANS-1,2-DICHLOROETHENE	156-60-5	20	U	UG/L
LC34-DPT0595-078.0-20191119	GW	11/19/2019	76	80	TT111819	1,1-DICHLOROETHENE	75-35-4	20	U	UG/L

Sample	Matrix	Sample Date	Top Depth	Bottom Depth	SDG	Parameter	CAS	Lab Result	Lab Qualifier	Units
LC34-DPT0595-078.0-20191119	GW	11/19/2019	76	80	TT111819	VINYL CHLORIDE	75-01-4	20	U	UG/L
LC34-DPT0595-083.0-20191119	GW	11/19/2019	81	85	TT111819	TRANS-1,2-DICHLOROETHENE	156-60-5	1	U	UG/L
LC34-DPT0596-008.0-20191121	GW	11/21/2019	6	10	TT111819	1,1-DICHLOROETHENE	75-35-4	2	NULL	UG/L
LC34-DPT0596-008.0-20191121	GW	11/21/2019	6	10	TT111819	VINYL CHLORIDE	75-01-4	180	NULL	UG/L
LC34-DPT0596-013.0-20191121	GW	11/21/2019	11	15	TT111819	TRANS-1,2-DICHLOROETHENE	156-60-5	5	NULL	UG/L
LC34-DPT0596-018.0-20191121	GW	11/21/2019	16	20	TT111819	1,1-DICHLOROETHENE	75-35-4	1	U	UG/L
LC34-DPT0596-018.0-20191121	GW	11/21/2019	16	20	TT111819	VINYL CHLORIDE	75-01-4	110	NULL	UG/L
LC34-DPT0596-023.0-20191121	GW	11/21/2019	21	25	TT111819	TRANS-1,2-DICHLOROETHENE	156-60-5	1	U	UG/L
LC34-DPT0596-028.0-20191121	GW	11/21/2019	26	30	TT111819	1,1-DICHLOROETHENE	75-35-4	1	U	UG/L
LC34-DPT0596-028.0-20191121	GW	11/21/2019	26	30	TT111819	VINYL CHLORIDE	75-01-4	13	NULL	UG/L
LC34-DPT0596-033.0-20191121	GW	11/21/2019	31	35	TT111819	TRANS-1,2-DICHLOROETHENE	156-60-5	420	NULL	UG/L
LC34-DPT0596-038.0-20191121	GW	11/21/2019	36	40	TT111819	1,1-DICHLOROETHENE	75-35-4	100	U	UG/L
LC34-DPT0596-038.0-20191121	GW	11/21/2019	36	40	TT111819	VINYL CHLORIDE	75-01-4	6800	NULL	UG/L
LC34-DPT0596-043.0-20191121	GW	11/21/2019	41	45	TT111819	TRANS-1,2-DICHLOROETHENE	156-60-5	5800	NULL	UG/L
LC34-DPT0596-048.0-20191121	GW	11/21/2019	46	50	TT111819	1,1-DICHLOROETHENE	75-35-4	1000	U	UG/L
LC34-DPT0596-048.0-20191121	GW	11/21/2019	46	50	TT111819	VINYL CHLORIDE	75-01-4	24900	NULL	UG/L
LC34-DPT0596-053.0-20191121	GW	11/21/2019	51	55	TT111819	TRANS-1,2-DICHLOROETHENE	156-60-5	1000	U	UG/L
LC34-DPT0596-058.0-20191121	GW	11/21/2019	56	60	TT111819	1,1-DICHLOROETHENE	75-35-4	290	U	UG/L
LC34-DPT0596-058.0-20191121	GW	11/21/2019	56	60	TT111819	VINYL CHLORIDE	75-01-4	350	NULL	UG/L
LC34-DPT0596-063.0-20191121	GW	11/21/2019	61	65	TT111819	TRANS-1,2-DICHLOROETHENE	156-60-5	100	U	UG/L
LC34-DPT0596-068.0-20191121	GW	11/21/2019	66	70	TT111819	1,1-DICHLOROETHENE	75-35-4	50	U	UG/L
LC34-DPT0596-068.0-20191121	GW	11/21/2019	66	70	TT111819	VINYL CHLORIDE	75-01-4	50	U	UG/L
LC34-DPT0596-073.0-20191121	GW	11/21/2019	71	75	TT111819	TRANS-1,2-DICHLOROETHENE	156-60-5	3	U	UG/L
LC34-DPT0596-078.0-20191121	GW	11/21/2019	76	80	TT111819	1,1-DICHLOROETHENE	75-35-4	20	U	UG/L
LC34-DPT0596-078.0-20191121	GW	11/21/2019	76	80	TT111819	VINYL CHLORIDE	75-01-4	20	U	UG/L
LC34-DPT0596-083.0-20191121	GW	11/21/2019	81	85	TT111819	TRANS-1,2-DICHLOROETHENE	156-60-5	1	U	UG/L
LC34-DPT0597-008.0-20191119	GW	11/19/2019	6	10	TT111819	1,1-DICHLOROETHENE	75-35-4	1	U	UG/L
LC34-DPT0597-008.0-20191119	GW	11/19/2019	6	10	TT111819	VINYL CHLORIDE	75-01-4	1	U	UG/L
LC34-DPT0597-013.0-20191119	GW	11/19/2019	11	15	TT111819	TRANS-1,2-DICHLOROETHENE	156-60-5	1	U	UG/L
LC34-DPT0597-018.0-20191119	GW	11/19/2019	16	20	TT111819	1,1-DICHLOROETHENE	75-35-4	3	U	UG/L
LC34-DPT0597-018.0-20191119	GW	11/19/2019	16	20	TT111819	VINYL CHLORIDE	75-01-4	14	NULL	UG/L
LC34-DPT0597-023.0-20191119	GW	11/19/2019	21	25	TT111819	TRANS-1,2-DICHLOROETHENE	156-60-5	1	U	UG/L
LC34-DPT0597-028.0-20191119	GW	11/19/2019	26	30	TT111819	1,1-DICHLOROETHENE	75-35-4	1	U	UG/L
LC34-DPT0597-028.0-20191119	GW	11/19/2019	26	30	TT111819	VINYL CHLORIDE	75-01-4	11	NULL	UG/L
LC34-DPT0597-033.0-20191119	GW	11/19/2019	31	35	TT111819	TRANS-1,2-DICHLOROETHENE	156-60-5	1	NULL	UG/L
LC34-DPT0597-038.0-20191119	GW	11/19/2019	36	40	TT111819	1,1-DICHLOROETHENE	75-35-4	50	U	UG/L
LC34-DPT0597-038.0-20191119	GW	11/19/2019	36	40	TT111819	VINYL CHLORIDE	75-01-4	50	U	UG/L
LC34-DPT0597-043.0-20191119	GW	11/19/2019	41	45	TT111819	TRANS-1,2-DICHLOROETHENE	156-60-5	500	U	UG/L
LC34-DPT0597-048.0-20191119	GW	11/19/2019	46	50	TT111819	1,1-DICHLOROETHENE	75-35-4	290	U	UG/L
LC34-DPT0597-048.0-20191119	GW	11/19/2019	46	50	TT111819	VINYL CHLORIDE	75-01-4	570	NULL	UG/L

Sample	Matrix	Sample Date	Top Depth	Bottom Depth	SDG	Parameter	CAS	Lab Result	Lab Qualifier	Units
LC34-DPT0597-053.0-20191119	GW	11/19/2019	51	55	TT111819	TRANS-1,2-DICHLOROETHENE	156-60-5	570	NULL	UG/L
LC34-DPT0597-058.0-20191120	GW	11/20/2019	56	60	TT111819	1,1-DICHLOROETHENE	75-35-4	1000	U	UG/L
LC34-DPT0597-058.0-20191120	GW	11/20/2019	56	60	TT111819	VINYL CHLORIDE	75-01-4	12400	NULL	UG/L
LC34-DPT0597-063.0-20191120	GW	11/20/2019	61	65	TT111819	TRANS-1,2-DICHLOROETHENE	156-60-5	1000	U	UG/L
LC34-DPT0595-043.0-20191119	GW	11/19/2019	41	45	TT111819	1,1,2-TRICHLOROTRIFLUOROETHANE	76-13-1	290	U	UG/L
LC34-DPT0595-043.0-20191119	GW	11/19/2019	41	45	TT111819	TRICHLOROETHENE	79-01-6	290	U	UG/L
LC34-DPT0595-048.0-20191119	GW	11/19/2019	46	50	TT111819	CIS-1,2-DICHLOROETHENE	156-59-2	5000	NULL	UG/L
LC34-DPT0595-053.0-20191119	GW	11/19/2019	51	55	TT111819	1,1,2-TRICHLOROTRIFLUOROETHANE	76-13-1	50	U	UG/L
LC34-DPT0595-053.0-20191119	GW	11/19/2019	51	55	TT111819	TRICHLOROETHENE	79-01-6	50	U	UG/L
LC34-DPT0595-058.0-20191119	GW	11/19/2019	56	60	TT111819	CIS-1,2-DICHLOROETHENE	156-59-2	4800	NULL	UG/L
LC34-DPT0595-063.0-20191119	GW	11/19/2019	61	65	TT111819	1,1,2-TRICHLOROTRIFLUOROETHANE	76-13-1	1	U	UG/L
LC34-DPT0595-063.0-20191119	GW	11/19/2019	61	65	TT111819	TRICHLOROETHENE	79-01-6	1	U	UG/L
LC34-DPT0595-068.0-20191119	GW	11/19/2019	66	70	TT111819	CIS-1,2-DICHLOROETHENE	156-59-2	1	U	UG/L
LC34-DPT0595-073.0-20191119	GW	11/19/2019	71	75	TT111819	1,1,2-TRICHLOROTRIFLUOROETHANE	76-13-1	20	U	UG/L
LC34-DPT0595-073.0-20191119	GW	11/19/2019	71	75	TT111819	TRICHLOROETHENE	79-01-6	5400	NULL	UG/L
LC34-DPT0595-078.0-20191119	GW	11/19/2019	76	80	TT111819	CIS-1,2-DICHLOROETHENE	156-59-2	500	NULL	UG/L
LC34-DPT0595-083.0-20191119	GW	11/19/2019	81	85	TT111819	1,1,2-TRICHLOROTRIFLUOROETHANE	76-13-1	1	U	UG/L
LC34-DPT0595-083.0-20191119	GW	11/19/2019	81	85	TT111819	TRICHLOROETHENE	79-01-6	3	NULL	UG/L
LC34-DPT0596-008.0-20191121	GW	11/21/2019	6	10	TT111819	CIS-1,2-DICHLOROETHENE	156-59-2	48	NULL	UG/L
LC34-DPT0596-013.0-20191121	GW	11/21/2019	11	15	TT111819	1,1,2-TRICHLOROTRIFLUOROETHANE	76-13-1	2	U	UG/L
LC34-DPT0596-013.0-20191121	GW	11/21/2019	11	15	TT111819	TRICHLOROETHENE	79-01-6	2	NULL	UG/L
LC34-DPT0596-018.0-20191121	GW	11/21/2019	16	20	TT111819	CIS-1,2-DICHLOROETHENE	156-59-2	22	NULL	UG/L
LC34-DPT0596-023.0-20191121	GW	11/21/2019	21	25	TT111819	1,1,2-TRICHLOROTRIFLUOROETHANE	76-13-1	1	U	UG/L
LC34-DPT0596-023.0-20191121	GW	11/21/2019	21	25	TT111819	TRICHLOROETHENE	79-01-6	7	NULL	UG/L
LC34-DPT0596-028.0-20191121	GW	11/21/2019	26	30	TT111819	CIS-1,2-DICHLOROETHENE	156-59-2	7	NULL	UG/L
LC34-DPT0596-033.0-20191121	GW	11/21/2019	31	35	TT111819	1,1,2-TRICHLOROTRIFLUOROETHANE	76-13-1	10	U	UG/L
LC34-DPT0596-033.0-20191121	GW	11/21/2019	31	35	TT111819	TRICHLOROETHENE	79-01-6	10	U	UG/L
LC34-DPT0596-038.0-20191121	GW	11/21/2019	36	40	TT111819	CIS-1,2-DICHLOROETHENE	156-59-2	15100	NULL	UG/L
LC34-DPT0596-043.0-20191121	GW	11/21/2019	41	45	TT111819	1,1,2-TRICHLOROTRIFLUOROETHANE	76-13-1	500	U	UG/L
LC34-DPT0596-043.0-20191121	GW	11/21/2019	41	45	TT111819	TRICHLOROETHENE	79-01-6	85500	NULL	UG/L
LC34-DPT0596-048.0-20191121	GW	11/21/2019	46	50	TT111819	CIS-1,2-DICHLOROETHENE	156-59-2	126000	NULL	UG/L
LC34-DPT0596-053.0-20191121	GW	11/21/2019	51	55	TT111819	1,1,2-TRICHLOROTRIFLUOROETHANE	76-13-1	1000	U	UG/L
LC34-DPT0596-053.0-20191121	GW	11/21/2019	51	55	TT111819	TRICHLOROETHENE	79-01-6	252000	J	UG/L
LC34-DPT0596-058.0-20191121	GW	11/21/2019	56	60	TT111819	CIS-1,2-DICHLOROETHENE	156-59-2	22300	NULL	UG/L
LC34-DPT0596-063.0-20191121	GW	11/21/2019	61	65	TT111819	1,1,2-TRICHLOROTRIFLUOROETHANE	76-13-1	100	U	UG/L
LC34-DPT0596-063.0-20191121	GW	11/21/2019	61	65	TT111819	TRICHLOROETHENE	79-01-6	4200	NULL	UG/L
LC34-DPT0596-068.0-20191121	GW	11/21/2019	66	70	TT111819	CIS-1,2-DICHLOROETHENE	156-59-2	240	NULL	UG/L
LC34-DPT0596-073.0-20191121	GW	11/21/2019	71	75	TT111819	1,1,2-TRICHLOROTRIFLUOROETHANE	76-13-1	3	U	UG/L
LC34-DPT0596-073.0-20191121	GW	11/21/2019	71	75	TT111819	TRICHLOROETHENE	79-01-6	180	NULL	UG/L
LC34-DPT0596-078.0-20191121	GW	11/21/2019	76	80	TT111819	CIS-1,2-DICHLOROETHENE	156-59-2	350	NULL	UG/L

Sample	Matrix	Sample Date	Top Depth	Bottom Depth	SDG	Parameter	CAS	Lab Result	Lab Qualifier	Units
LC34-DPT0596-083.0-20191121	GW	11/21/2019	81	85	TT111819	1,1,2-TRICHLOROTRIFLUOROETHANE	76-13-1	1	U	UG/L
LC34-DPT0596-083.0-20191121	GW	11/21/2019	81	85	TT111819	TRICHLOROETHENE	79-01-6	230	NULL	UG/L
LC34-DPT0597-008.0-20191119	GW	11/19/2019	6	10	TT111819	CIS-1,2-DICHLOROETHENE	156-59-2	3	NULL	UG/L
LC34-DPT0597-013.0-20191119	GW	11/19/2019	11	15	TT111819	1,1,2-TRICHLOROTRIFLUOROETHANE	76-13-1	1	U	UG/L
LC34-DPT0597-013.0-20191119	GW	11/19/2019	11	15	TT111819	TRICHLOROETHENE	79-01-6	3	NULL	UG/L
LC34-DPT0597-018.0-20191119	GW	11/19/2019	16	20	TT111819	CIS-1,2-DICHLOROETHENE	156-59-2	160	NULL	UG/L
LC34-DPT0597-023.0-20191119	GW	11/19/2019	21	25	TT111819	1,1,2-TRICHLOROTRIFLUOROETHANE	76-13-1	1	U	UG/L
LC34-DPT0597-023.0-20191119	GW	11/19/2019	21	25	TT111819	TRICHLOROETHENE	79-01-6	2	NULL	UG/L
LC34-DPT0597-028.0-20191119	GW	11/19/2019	26	30	TT111819	CIS-1,2-DICHLOROETHENE	156-59-2	42	NULL	UG/L
LC34-DPT0597-033.0-20191119	GW	11/19/2019	31	35	TT111819	1,1,2-TRICHLOROTRIFLUOROETHANE	76-13-1	1	U	UG/L
LC34-DPT0597-033.0-20191119	GW	11/19/2019	31	35	TT111819	TRICHLOROETHENE	79-01-6	2	NULL	UG/L
LC34-DPT0597-038.0-20191119	GW	11/19/2019	36	40	TT111819	CIS-1,2-DICHLOROETHENE	156-59-2	320	NULL	UG/L
LC34-DPT0597-043.0-20191119	GW	11/19/2019	41	45	TT111819	1,1,2-TRICHLOROTRIFLUOROETHANE	76-13-1	500	U	UG/L
LC34-DPT0597-043.0-20191119	GW	11/19/2019	41	45	TT111819	TRICHLOROETHENE	79-01-6	290000	J	UG/L
LC34-DPT0597-048.0-20191119	GW	11/19/2019	46	50	TT111819	CIS-1,2-DICHLOROETHENE	156-59-2	30400	NULL	UG/L
LC34-DPT0597-053.0-20191119	GW	11/19/2019	51	55	TT111819	1,1,2-TRICHLOROTRIFLUOROETHANE	76-13-1	3200	NULL	UG/L
LC34-DPT0597-053.0-20191119	GW	11/19/2019	51	55	TT111819	TRICHLOROETHENE	79-01-6	354000	J	UG/L
LC34-DPT0597-058.0-20191120	GW	11/20/2019	56	60	TT111819	CIS-1,2-DICHLOROETHENE	156-59-2	27000	NULL	UG/L
LC34-DPT0597-063.0-20191120	GW	11/20/2019	61	65	TT111819	VINYL CHLORIDE	75-01-4	1000	U	UG/L
LC34-DPT0597-068.0-20191120	GW	11/20/2019	66	70	TT111819	TRANS-1,2-DICHLOROETHENE	156-60-5	500	U	UG/L
LC34-DPT0597-073.0-20191120	GW	11/20/2019	71	75	TT111819	1,1-DICHLOROETHENE	75-35-4	100	U	UG/L
LC34-DPT0597-073.0-20191120	GW	11/20/2019	71	75	TT111819	VINYL CHLORIDE	75-01-4	100	U	UG/L
LC34-DPT0597-078.0-20191120	GW	11/20/2019	76	80	TT111819	TRANS-1,2-DICHLOROETHENE	156-60-5	1400	NULL	UG/L
LC34-DPT0597-083.0-20191120	GW	11/20/2019	81	85	TT111819	1,1-DICHLOROETHENE	75-35-4	10	U	UG/L
LC34-DPT0597-083.0-20191120	GW	11/20/2019	81	85	TT111819	VINYL CHLORIDE	75-01-4	10	U	UG/L
LC34-DPT0598-008.0-20191119	GW	11/19/2019	6	10	TT111819	TRANS-1,2-DICHLOROETHENE	156-60-5	1	U	UG/L
LC34-DPT0598-013.0-20191119	GW	11/19/2019	11	15	TT111819	1,1-DICHLOROETHENE	75-35-4	1	U	UG/L
LC34-DPT0598-013.0-20191119	GW	11/19/2019	11	15	TT111819	VINYL CHLORIDE	75-01-4	5	NULL	UG/L
LC34-DPT0598-018.0-20191119	GW	11/19/2019	16	20	TT111819	TRANS-1,2-DICHLOROETHENE	156-60-5	1	U	UG/L
LC34-DPT0598-023.0-20191119	GW	11/19/2019	21	25	TT111819	1,1-DICHLOROETHENE	75-35-4	1	U	UG/L
LC34-DPT0598-023.0-20191119	GW	11/19/2019	21	25	TT111819	VINYL CHLORIDE	75-01-4	32	NULL	UG/L
LC34-DPT0598-028.0-20191119	GW	11/19/2019	26	30	TT111819	TRANS-1,2-DICHLOROETHENE	156-60-5	2	NULL	UG/L
LC34-DPT0598-033.0-20191119	GW	11/19/2019	31	35	TT111819	1,1-DICHLOROETHENE	75-35-4	3	U	UG/L
LC34-DPT0598-033.0-20191119	GW	11/19/2019	31	35	TT111819	VINYL CHLORIDE	75-01-4	35	NULL	UG/L
LC34-DPT0598-038.0-20191119	GW	11/19/2019	36	40	TT111819	TRANS-1,2-DICHLOROETHENE	156-60-5	110	NULL	UG/L
LC34-DPT0598-043.0-20191119	GW	11/19/2019	41	45	TT111819	1,1-DICHLOROETHENE	75-35-4	290	U	UG/L
LC34-DPT0598-043.0-20191119	GW	11/19/2019	41	45	TT111819	VINYL CHLORIDE	75-01-4	8000	NULL	UG/L
LC34-DPT0598-078.0-20191119	GW	11/19/2019	76	80	TT111819	1,1,2-TRICHLOROTRIFLUOROETHANE	76-13-1	2800	NULL	UG/L
LC34-DPT0598-078.0-20191119	GW	11/19/2019	76	80	TT111819	TRICHLOROETHENE	79-01-6	785000	J	UG/L
LC34-DPT0598-083.0-20191119	GW	11/19/2019	81	85	TT111819	CIS-1,2-DICHLOROETHENE	156-59-2	1100	NULL	UG/L

Sample	Matrix	Sample Date	Top Depth	Bottom Depth	SDG	Parameter	CAS	Lab Result	Lab Qualifier	Units
LC34-DPT0599-008.0-20191120	GW	11/20/2019	6	10	TT111819	1,1,2-TRICHLOROTRIFLUOROETHANE	76-13-1	1	U	UG/L
LC34-DPT0599-008.0-20191120	GW	11/20/2019	6	10	TT111819	TRICHLOROETHENE	79-01-6	2	NULL	UG/L
LC34-DPT0599-013.0-20191120	GW	11/20/2019	11	15	TT111819	CIS-1,2-DICHLOROETHENE	156-59-2	3	U	UG/L
LC34-DPT0599-018.0-20191120	GW	11/20/2019	16	20	TT111819	1,1,2-TRICHLOROTRIFLUOROETHANE	76-13-1	2	U	UG/L
LC34-DPT0599-018.0-20191120	GW	11/20/2019	16	20	TT111819	TRICHLOROETHENE	79-01-6	2	NULL	UG/L
LC34-DPT0599-023.0-20191120	GW	11/20/2019	21	25	TT111819	CIS-1,2-DICHLOROETHENE	156-59-2	1200	NULL	UG/L
LC34-DPT0599-028.0-20191120	GW	11/20/2019	26	30	TT111819	1,1,2-TRICHLOROTRIFLUOROETHANE	76-13-1	290	U	UG/L
LC34-DPT0599-028.0-20191120	GW	11/20/2019	26	30	TT111819	TRICHLOROETHENE	79-01-6	48500	NULL	UG/L
LC34-DPT0599-033.0-20191120	GW	11/20/2019	31	35	TT111819	CIS-1,2-DICHLOROETHENE	156-59-2	14100	NULL	UG/L
LC34-DPT0599-038.0-20191120	GW	11/20/2019	36	40	TT111819	1,1,2-TRICHLOROTRIFLUOROETHANE	76-13-1	500	U	UG/L
LC34-DPT0599-038.0-20191120	GW	11/20/2019	36	40	TT111819	TRICHLOROETHENE	79-01-6	113000	NULL	UG/L
LC34-DPT0599-043.0-20191120	GW	11/20/2019	41	45	TT111819	CIS-1,2-DICHLOROETHENE	156-59-2	175000	NULL	UG/L
LC34-DPT0599-048.0-20191120	GW	11/20/2019	46	50	TT111819	1,1,2-TRICHLOROTRIFLUOROETHANE	76-13-1	2000	U	UG/L
LC34-DPT0599-048.0-20191120	GW	11/20/2019	46	50	TT111819	TRICHLOROETHENE	79-01-6	688000	J	UG/L
LC34-DPT0599-053.0-20191121	GW	11/21/2019	51	55	TT111819	CIS-1,2-DICHLOROETHENE	156-59-2	33000	NULL	UG/L
LC34-DPT0599-058.0-20191121	GW	11/21/2019	56	60	TT111819	1,1,2-TRICHLOROTRIFLUOROETHANE	76-13-1	290	U	UG/L
LC34-DPT0599-058.0-20191121	GW	11/21/2019	56	60	TT111819	TRICHLOROETHENE	79-01-6	66400	J	UG/L
LC34-DPT0599-063.0-20191121	GW	11/21/2019	61	65	TT111819	CIS-1,2-DICHLOROETHENE	156-59-2	200	U	UG/L
LC34-DPT0599-068.0-20191121	GW	11/21/2019	66	70	TT111819	1,1,2-TRICHLOROTRIFLUOROETHANE	76-13-1	20	U	UG/L
LC34-DPT0599-068.0-20191121	GW	11/21/2019	66	70	TT111819	TRICHLOROETHENE	79-01-6	2700	NULL	UG/L
LC34-DPT0599-073.0-20191121	GW	11/21/2019	71	75	TT111819	CIS-1,2-DICHLOROETHENE	156-59-2	31	NULL	UG/L
LC34-DPT0599-078.0-20191121	GW	11/21/2019	76	80	TT111819	1,1,2-TRICHLOROTRIFLUOROETHANE	76-13-1	10	U	UG/L
LC34-DPT0599-078.0-20191121	GW	11/21/2019	76	80	TT111819	TRICHLOROETHENE	79-01-6	770	NULL	UG/L
LC34-DPT0599-083.0-20191121	GW	11/21/2019	81	85	TT111819	CIS-1,2-DICHLOROETHENE	156-59-2	98	NULL	UG/L
LC34-DPT0600-008.0-20191120	GW	11/20/2019	6	10	TT111819	1,1,2-TRICHLOROTRIFLUOROETHANE	76-13-1	1	U	UG/L
LC34-DPT0600-008.0-20191120	GW	11/20/2019	6	10	TT111819	TRICHLOROETHENE	79-01-6	3	NULL	UG/L
LC34-DPT0600-013.0-20191120	GW	11/20/2019	11	15	TT111819	CIS-1,2-DICHLOROETHENE	156-59-2	1	U	UG/L
LC34-DPT0600-018.0-20191120	GW	11/20/2019	16	20	TT111819	1,1,2-TRICHLOROTRIFLUOROETHANE	76-13-1	1	U	UG/L
LC34-DPT0600-018.0-20191120	GW	11/20/2019	16	20	TT111819	TRICHLOROETHENE	79-01-6	3	NULL	UG/L
LC34-DPT0600-023.0-20191120	GW	11/20/2019	21	25	TT111819	CIS-1,2-DICHLOROETHENE	156-59-2	68	NULL	UG/L
LC34-DPT0600-028.0-20191120	GW	11/20/2019	26	30	TT111819	1,1,2-TRICHLOROTRIFLUOROETHANE	76-13-1	2	U	UG/L
LC34-DPT0600-028.0-20191120	GW	11/20/2019	26	30	TT111819	TRICHLOROETHENE	79-01-6	3	NULL	UG/L
LC34-DPT0597-063.0-20191120	GW	11/20/2019	61	65	TT111819	CIS-1,2-DICHLOROETHENE	156-59-2	36000	NULL	UG/L
LC34-DPT0597-068.0-20191120	GW	11/20/2019	66	70	TT111819	1,1,2-TRICHLOROTRIFLUOROETHANE	76-13-1	500	U	UG/L
LC34-DPT0597-068.0-20191120	GW	11/20/2019	66	70	TT111819	TRICHLOROETHENE	79-01-6	12700	NULL	UG/L
LC34-DPT0597-073.0-20191120	GW	11/20/2019	71	75	TT111819	CIS-1,2-DICHLOROETHENE	156-59-2	860	NULL	UG/L
LC34-DPT0597-078.0-20191120	GW	11/20/2019	76	80	TT111819	1,1,2-TRICHLOROTRIFLUOROETHANE	76-13-1	2100	NULL	UG/L
LC34-DPT0597-078.0-20191120	GW	11/20/2019	76	80	TT111819	TRICHLOROETHENE	79-01-6	146000	J	UG/L
LC34-DPT0597-083.0-20191120	GW	11/20/2019	81	85	TT111819	CIS-1,2-DICHLOROETHENE	156-59-2	410	NULL	UG/L
LC34-DPT0598-008.0-20191119	GW	11/19/2019	6	10	TT111819	1,1,2-TRICHLOROTRIFLUOROETHANE	76-13-1	1	U	UG/L

Sample	Matrix	Sample Date	Top Depth	Bottom Depth	SDG	Parameter	CAS	Lab Result	Lab Qualifier	Units
LC34-DPT0598-008.0-20191119	GW	11/19/2019	6	10	TT111819	TRICHLOROETHENE	79-01-6	1	NULL	UG/L
LC34-DPT0598-013.0-20191119	GW	11/19/2019	11	15	TT111819	CIS-1,2-DICHLOROETHENE	156-59-2	2	NULL	UG/L
LC34-DPT0598-018.0-20191119	GW	11/19/2019	16	20	TT111819	1,1,2-TRICHLOROTRIFLUOROETHANE	76-13-1	1	U	UG/L
LC34-DPT0598-018.0-20191119	GW	11/19/2019	16	20	TT111819	TRICHLOROETHENE	79-01-6	3	NULL	UG/L
LC34-DPT0598-023.0-20191119	GW	11/19/2019	21	25	TT111819	CIS-1,2-DICHLOROETHENE	156-59-2	17	NULL	UG/L
LC34-DPT0598-028.0-20191119	GW	11/19/2019	26	30	TT111819	1,1,2-TRICHLOROTRIFLUOROETHANE	76-13-1	1	U	UG/L
LC34-DPT0598-028.0-20191119	GW	11/19/2019	26	30	TT111819	TRICHLOROETHENE	79-01-6	1	NULL	UG/L
LC34-DPT0598-033.0-20191119	GW	11/19/2019	31	35	TT111819	CIS-1,2-DICHLOROETHENE	156-59-2	7	NULL	UG/L
LC34-DPT0598-038.0-20191119	GW	11/19/2019	36	40	TT111819	1,1,2-TRICHLOROTRIFLUOROETHANE	76-13-1	20	U	UG/L
LC34-DPT0598-078.0-20191119	GW	11/19/2019	76	80	TT111819	1,1-DICHLOROETHENE	75-35-4	1000	U	UG/L
LC34-DPT0598-078.0-20191119	GW	11/19/2019	76	80	TT111819	VINYL CHLORIDE	75-01-4	1000	U	UG/L
LC34-DPT0598-083.0-20191119	GW	11/19/2019	81	85	TT111819	TRANS-1,2-DICHLOROETHENE	156-60-5	290	U	UG/L
LC34-DPT0599-008.0-20191120	GW	11/20/2019	6	10	TT111819	1,1-DICHLOROETHENE	75-35-4	1	U	UG/L
LC34-DPT0599-008.0-20191120	GW	11/20/2019	6	10	TT111819	VINYL CHLORIDE	75-01-4	1	U	UG/L
LC34-DPT0599-013.0-20191120	GW	11/20/2019	11	15	TT111819	TRANS-1,2-DICHLOROETHENE	156-60-5	3	U	UG/L
LC34-DPT0599-018.0-20191120	GW	11/20/2019	16	20	TT111819	1,1-DICHLOROETHENE	75-35-4	2	U	UG/L
LC34-DPT0599-018.0-20191120	GW	11/20/2019	16	20	TT111819	VINYL CHLORIDE	75-01-4	3	NULL	UG/L
LC34-DPT0599-023.0-20191120	GW	11/20/2019	21	25	TT111819	TRANS-1,2-DICHLOROETHENE	156-60-5	20	U	UG/L
LC34-DPT0599-028.0-20191120	GW	11/20/2019	26	30	TT111819	1,1-DICHLOROETHENE	75-35-4	290	U	UG/L
LC34-DPT0599-028.0-20191120	GW	11/20/2019	26	30	TT111819	VINYL CHLORIDE	75-01-4	790	NULL	UG/L
LC34-DPT0599-033.0-20191120	GW	11/20/2019	31	35	TT111819	TRANS-1,2-DICHLOROETHENE	156-60-5	840	NULL	UG/L
LC34-DPT0599-038.0-20191120	GW	11/20/2019	36	40	TT111819	1,1-DICHLOROETHENE	75-35-4	500	U	UG/L
LC34-DPT0599-038.0-20191120	GW	11/20/2019	36	40	TT111819	VINYL CHLORIDE	75-01-4	5600	NULL	UG/L
LC34-DPT0599-043.0-20191120	GW	11/20/2019	41	45	TT111819	TRANS-1,2-DICHLOROETHENE	156-60-5	5600	NULL	UG/L
LC34-DPT0599-048.0-20191120	GW	11/20/2019	46	50	TT111819	1,1-DICHLOROETHENE	75-35-4	2000	U	UG/L
LC34-DPT0599-048.0-20191120	GW	11/20/2019	46	50	TT111819	VINYL CHLORIDE	75-01-4	4500	NULL	UG/L
LC34-DPT0599-053.0-20191121	GW	11/21/2019	51	55	TT111819	TRANS-1,2-DICHLOROETHENE	156-60-5	500	U	UG/L
LC34-DPT0599-058.0-20191121	GW	11/21/2019	56	60	TT111819	1,1-DICHLOROETHENE	75-35-4	290	U	UG/L
LC34-DPT0599-058.0-20191121	GW	11/21/2019	56	60	TT111819	VINYL CHLORIDE	75-01-4	290	U	UG/L
LC34-DPT0599-063.0-20191121	GW	11/21/2019	61	65	TT111819	TRANS-1,2-DICHLOROETHENE	156-60-5	200	U	UG/L
LC34-DPT0599-068.0-20191121	GW	11/21/2019	66	70	TT111819	1,1-DICHLOROETHENE	75-35-4	20	U	UG/L
LC34-DPT0599-068.0-20191121	GW	11/21/2019	66	70	TT111819	VINYL CHLORIDE	75-01-4	20	U	UG/L
LC34-DPT0599-073.0-20191121	GW	11/21/2019	71	75	TT111819	TRANS-1,2-DICHLOROETHENE	156-60-5	1	U	UG/L
LC34-DPT0599-078.0-20191121	GW	11/21/2019	76	80	TT111819	1,1-DICHLOROETHENE	75-35-4	10	U	UG/L
LC34-DPT0599-078.0-20191121	GW	11/21/2019	76	80	TT111819	VINYL CHLORIDE	75-01-4	10	U	UG/L
LC34-DPT0599-083.0-20191121	GW	11/21/2019	81	85	TT111819	TRANS-1,2-DICHLOROETHENE	156-60-5	20	U	UG/L
LC34-DPT0600-008.0-20191120	GW	11/20/2019	6	10	TT111819	1,1-DICHLOROETHENE	75-35-4	1	U	UG/L
LC34-DPT0600-008.0-20191120	GW	11/20/2019	6	10	TT111819	VINYL CHLORIDE	75-01-4	1	U	UG/L
LC34-DPT0600-013.0-20191120	GW	11/20/2019	11	15	TT111819	TRANS-1,2-DICHLOROETHENE	156-60-5	1	U	UG/L
LC34-DPT0600-018.0-20191120	GW	11/20/2019	16	20	TT111819	1,1-DICHLOROETHENE	75-35-4	1	U	UG/L

Sample	Matrix	Sample Date	Top Depth	Bottom Depth	SDG	Parameter	CAS	Lab Result	Lab Qualifier	Units
LC34-DPT0600-018.0-20191120	GW	11/20/2019	16	20	TT111819	VINYL CHLORIDE	75-01-4	1	U	UG/L
LC34-DPT0600-023.0-20191120	GW	11/20/2019	21	25	TT111819	TRANS-1,2-DICHLOROETHENE	156-60-5	1	U	UG/L
LC34-DPT0600-028.0-20191120	GW	11/20/2019	26	30	TT111819	1,1-DICHLOROETHENE	75-35-4	2	U	UG/L
LC34-DPT0600-028.0-20191120	GW	11/20/2019	26	30	TT111819	VINYL CHLORIDE	75-01-4	130	NULL	UG/L
LC34-DPT0600-033.0-20191120	GW	11/20/2019	31	35	TT111819	TRANS-1,2-DICHLOROETHENE	156-60-5	49	NULL	UG/L
LC34-DPT0600-038.0-20191120	GW	11/20/2019	36	40	TT111819	1,1-DICHLOROETHENE	75-35-4	3	U	UG/L
LC34-DPT0600-038.0-20191120	GW	11/20/2019	36	40	TT111819	VINYL CHLORIDE	75-01-4	79	NULL	UG/L
LC34-DPT0597-068.0-20191120	GW	11/20/2019	66	70	TT111819	1,1-DICHLOROETHENE	75-35-4	500	U	UG/L
LC34-DPT0597-068.0-20191120	GW	11/20/2019	66	70	TT111819	VINYL CHLORIDE	75-01-4	500	U	UG/L
LC34-DPT0597-073.0-20191120	GW	11/20/2019	71	75	TT111819	TRANS-1,2-DICHLOROETHENE	156-60-5	100	U	UG/L
LC34-DPT0597-078.0-20191120	GW	11/20/2019	76	80	TT111819	1,1-DICHLOROETHENE	75-35-4	230	NULL	UG/L
LC34-DPT0597-078.0-20191120	GW	11/20/2019	76	80	TT111819	VINYL CHLORIDE	75-01-4	100	U	UG/L
LC34-DPT0597-083.0-20191120	GW	11/20/2019	81	85	TT111819	TRANS-1,2-DICHLOROETHENE	156-60-5	26	NULL	UG/L
LC34-DPT0598-008.0-20191119	GW	11/19/2019	6	10	TT111819	1,1-DICHLOROETHENE	75-35-4	1	U	UG/L
LC34-DPT0598-008.0-20191119	GW	11/19/2019	6	10	TT111819	VINYL CHLORIDE	75-01-4	4	NULL	UG/L
LC34-DPT0598-013.0-20191119	GW	11/19/2019	11	15	TT111819	TRANS-1,2-DICHLOROETHENE	156-60-5	1	U	UG/L
LC34-DPT0598-018.0-20191119	GW	11/19/2019	16	20	TT111819	1,1-DICHLOROETHENE	75-35-4	1	U	UG/L
LC34-DPT0598-018.0-20191119	GW	11/19/2019	16	20	TT111819	VINYL CHLORIDE	75-01-4	5	NULL	UG/L
LC34-DPT0598-023.0-20191119	GW	11/19/2019	21	25	TT111819	TRANS-1,2-DICHLOROETHENE	156-60-5	1	U	UG/L
LC34-DPT0598-028.0-20191119	GW	11/19/2019	26	30	TT111819	1,1-DICHLOROETHENE	75-35-4	1	U	UG/L
LC34-DPT0598-028.0-20191119	GW	11/19/2019	26	30	TT111819	VINYL CHLORIDE	75-01-4	7	NULL	UG/L
LC34-DPT0598-033.0-20191119	GW	11/19/2019	31	35	TT111819	TRANS-1,2-DICHLOROETHENE	156-60-5	7	NULL	UG/L
LC34-DPT0598-038.0-20191119	GW	11/19/2019	36	40	TT111819	1,1-DICHLOROETHENE	75-35-4	20	U	UG/L
LC34-DPT0598-038.0-20191119	GW	11/19/2019	36	40	TT111819	VINYL CHLORIDE	75-01-4	510	NULL	UG/L
LC34-DPT0598-043.0-20191119	GW	11/19/2019	41	45	TT111819	TRANS-1,2-DICHLOROETHENE	156-60-5	1600	NULL	UG/L
LC34-DPT0598-078.0-20191119	GW	11/19/2019	76	80	TT111819	CIS-1,2-DICHLOROETHENE	156-59-2	17200	NULL	UG/L
LC34-DPT0598-083.0-20191119	GW	11/19/2019	81	85	TT111819	1,1,2-TRICHLOROTRIFLUOROETHANE	76-13-1	450	NULL	UG/L
LC34-DPT0598-083.0-20191119	GW	11/19/2019	81	85	TT111819	TRICHLOROETHENE	79-01-6	64000	NULL	UG/L
LC34-DPT0599-008.0-20191120	GW	11/20/2019	6	10	TT111819	CIS-1,2-DICHLOROETHENE	156-59-2	1	U	UG/L
LC34-DPT0599-013.0-20191120	GW	11/20/2019	11	15	TT111819	1,1,2-TRICHLOROTRIFLUOROETHANE	76-13-1	3	U	UG/L
LC34-DPT0599-013.0-20191120	GW	11/20/2019	11	15	TT111819	TRICHLOROETHENE	79-01-6	3	U	UG/L
LC34-DPT0599-018.0-20191120	GW	11/20/2019	16	20	TT111819	CIS-1,2-DICHLOROETHENE	156-59-2	6	NULL	UG/L
LC34-DPT0599-023.0-20191120	GW	11/20/2019	21	25	TT111819	1,1,2-TRICHLOROTRIFLUOROETHANE	76-13-1	35	NULL	UG/L
LC34-DPT0599-023.0-20191120	GW	11/20/2019	21	25	TT111819	TRICHLOROETHENE	79-01-6	1700	NULL	UG/L
LC34-DPT0599-028.0-20191120	GW	11/20/2019	26	30	TT111819	CIS-1,2-DICHLOROETHENE	156-59-2	7900	NULL	UG/L
LC34-DPT0599-033.0-20191120	GW	11/20/2019	31	35	TT111819	1,1,2-TRICHLOROTRIFLUOROETHANE	76-13-1	500	U	UG/L
LC34-DPT0599-033.0-20191120	GW	11/20/2019	31	35	TT111819	TRICHLOROETHENE	79-01-6	264000	NULL	UG/L
LC34-DPT0599-038.0-20191120	GW	11/20/2019	36	40	TT111819	CIS-1,2-DICHLOROETHENE	156-59-2	82200	NULL	UG/L
LC34-DPT0599-043.0-20191120	GW	11/20/2019	41	45	TT111819	1,1,2-TRICHLOROTRIFLUOROETHANE	76-13-1	1000	U	UG/L
LC34-DPT0599-043.0-20191120	GW	11/20/2019	41	45	TT111819	TRICHLOROETHENE	79-01-6	373000	J	UG/L

Sample	Matrix	Sample Date	Top Depth	Bottom Depth	SDG	Parameter	CAS	Lab Result	Lab Qualifier	Units
LC34-DPT0599-048.0-20191120	GW	11/20/2019	46	50	TT111819	CIS-1,2-DICHLOROETHENE	156-59-2	59200	NULL	UG/L
LC34-DPT0599-053.0-20191121	GW	11/21/2019	51	55	TT111819	1,1,2-TRICHLOROTRIFLUOROETHANE	76-13-1	500	U	UG/L
LC34-DPT0599-053.0-20191121	GW	11/21/2019	51	55	TT111819	TRICHLOROETHENE	79-01-6	126000	J	UG/L
LC34-DPT0599-058.0-20191121	GW	11/21/2019	56	60	TT111819	CIS-1,2-DICHLOROETHENE	156-59-2	5700	NULL	UG/L
LC34-DPT0599-063.0-20191121	GW	11/21/2019	61	65	TT111819	1,1,2-TRICHLOROTRIFLUOROETHANE	76-13-1	200	U	UG/L
LC34-DPT0599-063.0-20191121	GW	11/21/2019	61	65	TT111819	TRICHLOROETHENE	79-01-6	12500	NULL	UG/L
LC34-DPT0599-068.0-20191121	GW	11/21/2019	66	70	TT111819	CIS-1,2-DICHLOROETHENE	156-59-2	76	NULL	UG/L
LC34-DPT0599-073.0-20191121	GW	11/21/2019	71	75	TT111819	1,1,2-TRICHLOROTRIFLUOROETHANE	76-13-1	1	U	UG/L
LC34-DPT0599-073.0-20191121	GW	11/21/2019	71	75	TT111819	TRICHLOROETHENE	79-01-6	440	J	UG/L
LC34-DPT0599-078.0-20191121	GW	11/21/2019	76	80	TT111819	CIS-1,2-DICHLOROETHENE	156-59-2	930	NULL	UG/L
LC34-DPT0599-083.0-20191121	GW	11/21/2019	81	85	TT111819	1,1,2-TRICHLOROTRIFLUOROETHANE	76-13-1	20	U	UG/L
LC34-DPT0599-083.0-20191121	GW	11/21/2019	81	85	TT111819	TRICHLOROETHENE	79-01-6	2200	NULL	UG/L
LC34-DPT0600-008.0-20191120	GW	11/20/2019	6	10	TT111819	CIS-1,2-DICHLOROETHENE	156-59-2	1	U	UG/L
LC34-DPT0600-013.0-20191120	GW	11/20/2019	11	15	TT111819	1,1,2-TRICHLOROTRIFLUOROETHANE	76-13-1	1	U	UG/L
LC34-DPT0600-013.0-20191120	GW	11/20/2019	11	15	TT111819	TRICHLOROETHENE	79-01-6	2	NULL	UG/L
LC34-DPT0600-018.0-20191120	GW	11/20/2019	16	20	TT111819	CIS-1,2-DICHLOROETHENE	156-59-2	3	NULL	UG/L
LC34-DPT0600-023.0-20191120	GW	11/20/2019	21	25	TT111819	1,1,2-TRICHLOROTRIFLUOROETHANE	76-13-1	1	U	UG/L
LC34-DPT0600-023.0-20191120	GW	11/20/2019	21	25	TT111819	TRICHLOROETHENE	79-01-6	2	NULL	UG/L
LC34-DPT0600-028.0-20191120	GW	11/20/2019	26	30	TT111819	CIS-1,2-DICHLOROETHENE	156-59-2	71	NULL	UG/L
LC34-DPT0600-033.0-20191120	GW	11/20/2019	31	35	TT111819	1,1,2-TRICHLOROTRIFLUOROETHANE	76-13-1	10	U	UG/L
LC34-DPT0600-033.0-20191120	GW	11/20/2019	31	35	TT111819	TRICHLOROETHENE	79-01-6	10	U	UG/L
LC34-DPT0597-063.0-20191120	GW	11/20/2019	61	65	TT111819	1,1,2-TRICHLOROTRIFLUOROETHANE	76-13-1	1000	U	UG/L
LC34-DPT0597-063.0-20191120	GW	11/20/2019	61	65	TT111819	TRICHLOROETHENE	79-01-6	212000	NULL	UG/L
LC34-DPT0597-068.0-20191120	GW	11/20/2019	66	70	TT111819	CIS-1,2-DICHLOROETHENE	156-59-2	500	U	UG/L
LC34-DPT0597-073.0-20191120	GW	11/20/2019	71	75	TT111819	1,1,2-TRICHLOROTRIFLUOROETHANE	76-13-1	100	U	UG/L
LC34-DPT0597-073.0-20191120	GW	11/20/2019	71	75	TT111819	TRICHLOROETHENE	79-01-6	7100	NULL	UG/L
LC34-DPT0597-078.0-20191120	GW	11/20/2019	76	80	TT111819	CIS-1,2-DICHLOROETHENE	156-59-2	18700	NULL	UG/L
LC34-DPT0597-083.0-20191120	GW	11/20/2019	81	85	TT111819	1,1,2-TRICHLOROTRIFLUOROETHANE	76-13-1	10	U	UG/L
LC34-DPT0597-083.0-20191120	GW	11/20/2019	81	85	TT111819	TRICHLOROETHENE	79-01-6	840	NULL	UG/L
LC34-DPT0598-008.0-20191119	GW	11/19/2019	6	10	TT111819	CIS-1,2-DICHLOROETHENE	156-59-2	5	NULL	UG/L
LC34-DPT0598-013.0-20191119	GW	11/19/2019	11	15	TT111819	1,1,2-TRICHLOROTRIFLUOROETHANE	76-13-1	1	U	UG/L
LC34-DPT0598-013.0-20191119	GW	11/19/2019	11	15	TT111819	TRICHLOROETHENE	79-01-6	2	NULL	UG/L
LC34-DPT0598-018.0-20191119	GW	11/19/2019	16	20	TT111819	CIS-1,2-DICHLOROETHENE	156-59-2	8	NULL	UG/L
LC34-DPT0598-023.0-20191119	GW	11/19/2019	21	25	TT111819	1,1,2-TRICHLOROTRIFLUOROETHANE	76-13-1	1	U	UG/L
LC34-DPT0598-023.0-20191119	GW	11/19/2019	21	25	TT111819	TRICHLOROETHENE	79-01-6	3	NULL	UG/L
LC34-DPT0598-028.0-20191119	GW	11/19/2019	26	30	TT111819	CIS-1,2-DICHLOROETHENE	156-59-2	8	NULL	UG/L
LC34-DPT0598-033.0-20191119	GW	11/19/2019	31	35	TT111819	1,1,2-TRICHLOROTRIFLUOROETHANE	76-13-1	3	U	UG/L
LC34-DPT0598-033.0-20191119	GW	11/19/2019	31	35	TT111819	TRICHLOROETHENE	79-01-6	130	NULL	UG/L
LC34-DPT0598-078.0-20191119	GW	11/19/2019	76	80	TT111819	TRANS-1,2-DICHLOROETHENE	156-60-5	1000	U	UG/L
LC34-DPT0598-083.0-20191119	GW	11/19/2019	81	85	TT111819	1,1-DICHLOROETHENE	75-35-4	290	U	UG/L

Sample	Matrix	Sample Date	Top Depth	Bottom Depth	SDG	Parameter	CAS	Lab Result	Lab Qualifier	Units
LC34-DPT0598-083.0-20191119	GW	11/19/2019	81	85	TT111819	VINYL CHLORIDE	75-01-4	290	U	UG/L
LC34-DPT0599-008.0-20191120	GW	11/20/2019	6	10	TT111819	TRANS-1,2-DICHLOROETHENE	156-60-5	1	U	UG/L
LC34-DPT0599-013.0-20191120	GW	11/20/2019	11	15	TT111819	1,1-DICHLOROETHENE	75-35-4	3	U	UG/L
LC34-DPT0599-013.0-20191120	GW	11/20/2019	11	15	TT111819	VINYL CHLORIDE	75-01-4	8	NULL	UG/L
LC34-DPT0599-018.0-20191120	GW	11/20/2019	16	20	TT111819	TRANS-1,2-DICHLOROETHENE	156-60-5	2	U	UG/L
LC34-DPT0599-023.0-20191120	GW	11/20/2019	21	25	TT111819	1,1-DICHLOROETHENE	75-35-4	20	U	UG/L
LC34-DPT0599-023.0-20191120	GW	11/20/2019	21	25	TT111819	VINYL CHLORIDE	75-01-4	100	NULL	UG/L
LC34-DPT0599-028.0-20191120	GW	11/20/2019	26	30	TT111819	TRANS-1,2-DICHLOROETHENE	156-60-5	520	NULL	UG/L
LC34-DPT0599-033.0-20191120	GW	11/20/2019	31	35	TT111819	1,1-DICHLOROETHENE	75-35-4	500	U	UG/L
LC34-DPT0599-033.0-20191120	GW	11/20/2019	31	35	TT111819	VINYL CHLORIDE	75-01-4	1200	NULL	UG/L
LC34-DPT0599-038.0-20191120	GW	11/20/2019	36	40	TT111819	TRANS-1,2-DICHLOROETHENE	156-60-5	5900	NULL	UG/L
LC34-DPT0599-043.0-20191120	GW	11/20/2019	41	45	TT111819	1,1-DICHLOROETHENE	75-35-4	1000	U	UG/L
LC34-DPT0599-043.0-20191120	GW	11/20/2019	41	45	TT111819	VINYL CHLORIDE	75-01-4	2700	NULL	UG/L
LC34-DPT0599-048.0-20191120	GW	11/20/2019	46	50	TT111819	TRANS-1,2-DICHLOROETHENE	156-60-5	2000	U	UG/L
LC34-DPT0599-053.0-20191121	GW	11/21/2019	51	55	TT111819	1,1-DICHLOROETHENE	75-35-4	500	U	UG/L
LC34-DPT0599-053.0-20191121	GW	11/21/2019	51	55	TT111819	VINYL CHLORIDE	75-01-4	500	U	UG/L
LC34-DPT0599-058.0-20191121	GW	11/21/2019	56	60	TT111819	TRANS-1,2-DICHLOROETHENE	156-60-5	290	U	UG/L
LC34-DPT0599-063.0-20191121	GW	11/21/2019	61	65	TT111819	1,1-DICHLOROETHENE	75-35-4	200	U	UG/L
LC34-DPT0599-063.0-20191121	GW	11/21/2019	61	65	TT111819	VINYL CHLORIDE	75-01-4	200	U	UG/L
LC34-DPT0599-068.0-20191121	GW	11/21/2019	66	70	TT111819	TRANS-1,2-DICHLOROETHENE	156-60-5	20	U	UG/L
LC34-DPT0599-073.0-20191121	GW	11/21/2019	71	75	TT111819	1,1-DICHLOROETHENE	75-35-4	1	U	UG/L
LC34-DPT0599-073.0-20191121	GW	11/21/2019	71	75	TT111819	VINYL CHLORIDE	75-01-4	1	NULL	UG/L
LC34-DPT0599-078.0-20191121	GW	11/21/2019	76	80	TT111819	TRANS-1,2-DICHLOROETHENE	156-60-5	40	NULL	UG/L
LC34-DPT0599-083.0-20191121	GW	11/21/2019	81	85	TT111819	1,1-DICHLOROETHENE	75-35-4	20	U	UG/L
LC34-DPT0599-083.0-20191121	GW	11/21/2019	81	85	TT111819	VINYL CHLORIDE	75-01-4	20	U	UG/L
LC34-DPT0600-008.0-20191120	GW	11/20/2019	6	10	TT111819	TRANS-1,2-DICHLOROETHENE	156-60-5	1	U	UG/L
LC34-DPT0600-013.0-20191120	GW	11/20/2019	11	15	TT111819	1,1-DICHLOROETHENE	75-35-4	1	U	UG/L
LC34-DPT0600-013.0-20191120	GW	11/20/2019	11	15	TT111819	VINYL CHLORIDE	75-01-4	1	U	UG/L
LC34-DPT0600-018.0-20191120	GW	11/20/2019	16	20	TT111819	TRANS-1,2-DICHLOROETHENE	156-60-5	1	U	UG/L
LC34-DPT0600-023.0-20191120	GW	11/20/2019	21	25	TT111819	1,1-DICHLOROETHENE	75-35-4	1	U	UG/L
LC34-DPT0600-023.0-20191120	GW	11/20/2019	21	25	TT111819	VINYL CHLORIDE	75-01-4	120	NULL	UG/L
LC34-DPT0600-028.0-20191120	GW	11/20/2019	26	30	TT111819	TRANS-1,2-DICHLOROETHENE	156-60-5	2	U	UG/L
LC34-DPT0600-033.0-20191120	GW	11/20/2019	31	35	TT111819	1,1-DICHLOROETHENE	75-35-4	10	U	UG/L
LC34-DPT0600-033.0-20191120	GW	11/20/2019	31	35	TT111819	VINYL CHLORIDE	75-01-4	78	NULL	UG/L
LC34-DPT0600-038.0-20191120	GW	11/20/2019	36	40	TT111819	TRANS-1,2-DICHLOROETHENE	156-60-5	55	NULL	UG/L
LC34-DPT0600-043.0-20191120	GW	11/20/2019	41	45	TT111819	1,1-DICHLOROETHENE	75-35-4	500	U	UG/L
LC34-DPT0600-033.0-20191120	GW	11/20/2019	31	35	TT111819	CIS-1,2-DICHLOROETHENE	156-59-2	55	NULL	UG/L
LC34-DPT0600-038.0-20191120	GW	11/20/2019	36	40	TT111819	1,1,2-TRICHLOROTRIFLUOROETHANE	76-13-1	3	U	UG/L
LC34-DPT0600-038.0-20191120	GW	11/20/2019	36	40	TT111819	TRICHLOROETHENE	79-01-6	3	U	UG/L
LC34-DPT0600-043.0-20191120	GW	11/20/2019	41	45	TT111819	CIS-1,2-DICHLOROETHENE	156-59-2	39400	NULL	UG/L

Sample	Matrix	Sample Date	Top Depth	Bottom Depth	SDG	Parameter	CAS	Lab Result	Lab Qualifier	Units
LC34-DPT0600-048.0-20191120	GW	11/20/2019	46	50	TT111819	1,1,2-TRICHLOROTRIFLUOROETHANE	76-13-1	100	U	UG/L
LC34-DPT0600-048.0-20191120	GW	11/20/2019	46	50	TT111819	TRICHLOROETHENE	79-01-6	100	U	UG/L
LC34-DPT0600-053.0-20191120	GW	11/20/2019	51	55	TT111819	CIS-1,2-DICHLOROETHENE	156-59-2	10200	NULL	UG/L
LC34-DPT0600-058.0-20191120	GW	11/20/2019	56	60	TT111819	1,1,2-TRICHLOROTRIFLUOROETHANE	76-13-1	50	U	UG/L
LC34-DPT0600-058.0-20191120	GW	11/20/2019	56	60	TT111819	TRICHLOROETHENE	79-01-6	240	NULL	UG/L
LC34-DPT0600-063.0-20191120	GW	11/20/2019	61	65	TT111819	CIS-1,2-DICHLOROETHENE	156-59-2	710	NULL	UG/L
LC34-DPT0600-068.0-20191120	GW	11/20/2019	66	70	TT111819	1,1,2-TRICHLOROTRIFLUOROETHANE	76-13-1	3	U	UG/L
LC34-DPT0600-068.0-20191120	GW	11/20/2019	66	70	TT111819	TRICHLOROETHENE	79-01-6	8	NULL	UG/L
LC34-DPT0600-073.0-20191120	GW	11/20/2019	71	75	TT111819	CIS-1,2-DICHLOROETHENE	156-59-2	160	NULL	UG/L
LC34-DPT0600-078.0-20191121	GW	11/21/2019	76	80	TT111819	1,1,2-TRICHLOROTRIFLUOROETHANE	76-13-1	20	U	UG/L
LC34-DPT0600-078.0-20191121	GW	11/21/2019	76	80	TT111819	TRICHLOROETHENE	79-01-6	1300	NULL	UG/L
LC34-DPT0600-083.0-20191121	GW	11/21/2019	81	85	TT111819	CIS-1,2-DICHLOROETHENE	156-59-2	12	NULL	UG/L
LC34-DPT0601-008.0-20191120	GW	11/20/2019	6	10	TT111819	1,1,2-TRICHLOROTRIFLUOROETHANE	76-13-1	1	U	UG/L
LC34-DPT0601-008.0-20191120	GW	11/20/2019	6	10	TT111819	TRICHLOROETHENE	79-01-6	9	NULL	UG/L
LC34-DPT0601-013.0-20191120	GW	11/20/2019	11	15	TT111819	CIS-1,2-DICHLOROETHENE	156-59-2	26	NULL	UG/L
LC34-DPT0601-018.0-20191120	GW	11/20/2019	16	20	TT111819	1,1,2-TRICHLOROTRIFLUOROETHANE	76-13-1	1	U	UG/L
LC34-DPT0601-018.0-20191120	GW	11/20/2019	16	20	TT111819	TRICHLOROETHENE	79-01-6	8	NULL	UG/L
LC34-DPT0601-023.0-20191120	GW	11/20/2019	21	25	TT111819	CIS-1,2-DICHLOROETHENE	156-59-2	42	NULL	UG/L
LC34-DPT0601-028.0-20191120	GW	11/20/2019	26	30	TT111819	1,1,2-TRICHLOROTRIFLUOROETHANE	76-13-1	1	U	UG/L
LC34-DPT0601-028.0-20191120	GW	11/20/2019	26	30	TT111819	TRICHLOROETHENE	79-01-6	2	NULL	UG/L
LC34-DPT0601-033.0-20191120	GW	11/20/2019	31	35	TT111819	CIS-1,2-DICHLOROETHENE	156-59-2	17700	NULL	UG/L
LC34-DPT0601-038.0-20191120	GW	11/20/2019	36	40	TT111819	1,1,2-TRICHLOROTRIFLUOROETHANE	76-13-1	290	U	UG/L
LC34-DPT0601-038.0-20191120	GW	11/20/2019	36	40	TT111819	TRICHLOROETHENE	79-01-6	50200	NULL	UG/L
LC34-DPT0601-043.0-20191120	GW	11/20/2019	41	45	TT111819	CIS-1,2-DICHLOROETHENE	156-59-2	154000	NULL	UG/L
LC34-DPT0601-048.0-20191120	GW	11/20/2019	46	50	TT111819	1,1,2-TRICHLOROTRIFLUOROETHANE	76-13-1	290	U	UG/L
LC34-DPT0601-048.0-20191120	GW	11/20/2019	46	50	TT111819	TRICHLOROETHENE	79-01-6	61100	NULL	UG/L
LC34-DPT0601-053.0-20191120	GW	11/20/2019	51	55	TT111819	CIS-1,2-DICHLOROETHENE	156-59-2	170	NULL	UG/L
LC34-DPT0601-058.0-20191120	GW	11/20/2019	56	60	TT111819	1,1,2-TRICHLOROTRIFLUOROETHANE	76-13-1	1	U	UG/L
LC34-DPT0601-058.0-20191120	GW	11/20/2019	56	60	TT111819	TRICHLOROETHENE	79-01-6	26	NULL	UG/L
LC34-DPT0601-063.0-20191120	GW	11/20/2019	61	65	TT111819	CIS-1,2-DICHLOROETHENE	156-59-2	140	NULL	UG/L
LC34-DPT0601-068.0-20191120	GW	11/20/2019	66	70	TT111819	1,1,2-TRICHLOROTRIFLUOROETHANE	76-13-1	3	U	UG/L
LC34-DPT0601-068.0-20191120	GW	11/20/2019	66	70	TT111819	TRICHLOROETHENE	79-01-6	93	NULL	UG/L
LC34-DPT0598-048.0-20191119	GW	11/19/2019	46	50	TT111819	TRANS-1,2-DICHLOROETHENE	156-60-5	1700	NULL	UG/L
LC34-DPT0598-053.0-20191119	GW	11/19/2019	51	55	TT111819	1,1-DICHLOROETHENE	75-35-4	290	U	UG/L
LC34-DPT0598-053.0-20191119	GW	11/19/2019	51	55	TT111819	VINYL CHLORIDE	75-01-4	800	NULL	UG/L
LC34-DPT0598-058.0-20191119	GW	11/19/2019	56	60	TT111819	TRANS-1,2-DICHLOROETHENE	156-60-5	320	NULL	UG/L
LC34-DPT0598-063.0-20191119	GW	11/19/2019	61	65	TT111819	1,1-DICHLOROETHENE	75-35-4	500	U	UG/L
LC34-DPT0598-063.0-20191119	GW	11/19/2019	61	65	TT111819	VINYL CHLORIDE	75-01-4	500	U	UG/L
LC34-DPT0598-068.0-20191119	GW	11/19/2019	66	70	TT111819	TRANS-1,2-DICHLOROETHENE	156-60-5	50	U	UG/L
LC34-DPT0598-073.0-20191119	GW	11/19/2019	71	75	TT111819	1,1-DICHLOROETHENE	75-35-4	50	U	UG/L

Sample	Matrix	Sample Date	Top Depth	Bottom Depth	SDG	Parameter	CAS	Lab Result	Lab Qualifier	Units
LC34-DPT0598-073.0-20191119	GW	11/19/2019	71	75	TT111819	VINYL CHLORIDE	75-01-4	50	U	UG/L
LC34-DPT0771-033.0-20191122	GW	11/22/2019	31	35	TT111819	TRANS-1,2-DICHLOROETHENE	156-60-5	290	U	UG/L
LC34-DPT0593-008.0-20191118	GW	11/18/2019	6	10	TT111819	CIS-1,2-DICHLOROETHENE	156-59-2	32	NULL	UG/L
LC34-DPT0593-013.0-20191118	GW	11/18/2019	11	15	TT111819	1,1,2-TRICHLOROTRIFLUOROETHANE	76-13-1	2	NULL	UG/L
LC34-DPT0593-013.0-20191118	GW	11/18/2019	11	15	TT111819	TRICHLOROETHENE	79-01-6	2	U	UG/L
LC34-DPT0593-018.0-20191118	GW	11/18/2019	16	20	TT111819	CIS-1,2-DICHLOROETHENE	156-59-2	5	NULL	UG/L
LC34-DPT0593-023.0-20191118	GW	11/18/2019	21	25	TT111819	1,1,2-TRICHLOROTRIFLUOROETHANE	76-13-1	2	U	UG/L
LC34-DPT0593-023.0-20191118	GW	11/18/2019	21	25	TT111819	TRICHLOROETHENE	79-01-6	33	NULL	UG/L
LC34-DPT0593-028.0-20191118	GW	11/18/2019	26	30	TT111819	CIS-1,2-DICHLOROETHENE	156-59-2	59	NULL	UG/L
LC34-DPT0593-033.0-20191118	GW	11/18/2019	31	35	TT111819	1,1,2-TRICHLOROTRIFLUOROETHANE	76-13-1	2	U	UG/L
LC34-DPT0600-043.0-20191120	GW	11/20/2019	41	45	TT111819	TRANS-1,2-DICHLOROETHENE	156-60-5	1200	NULL	UG/L
LC34-DPT0600-048.0-20191120	GW	11/20/2019	46	50	TT111819	1,1-DICHLOROETHENE	75-35-4	100	U	UG/L
LC34-DPT0600-048.0-20191120	GW	11/20/2019	46	50	TT111819	VINYL CHLORIDE	75-01-4	5100	NULL	UG/L
LC34-DPT0600-053.0-20191120	GW	11/20/2019	51	55	TT111819	TRANS-1,2-DICHLOROETHENE	156-60-5	180	NULL	UG/L
LC34-DPT0600-058.0-20191120	GW	11/20/2019	56	60	TT111819	1,1-DICHLOROETHENE	75-35-4	50	U	UG/L
LC34-DPT0600-058.0-20191120	GW	11/20/2019	56	60	TT111819	VINYL CHLORIDE	75-01-4	110	NULL	UG/L
LC34-DPT0600-063.0-20191120	GW	11/20/2019	61	65	TT111819	TRANS-1,2-DICHLOROETHENE	156-60-5	20	U	UG/L
LC34-DPT0600-068.0-20191120	GW	11/20/2019	66	70	TT111819	1,1-DICHLOROETHENE	75-35-4	3	U	UG/L
LC34-DPT0600-068.0-20191120	GW	11/20/2019	66	70	TT111819	VINYL CHLORIDE	75-01-4	5	NULL	UG/L
LC34-DPT0600-073.0-20191120	GW	11/20/2019	71	75	TT111819	TRANS-1,2-DICHLOROETHENE	156-60-5	12	NULL	UG/L
LC34-DPT0600-078.0-20191121	GW	11/21/2019	76	80	TT111819	1,1-DICHLOROETHENE	75-35-4	20	U	UG/L
LC34-DPT0600-078.0-20191121	GW	11/21/2019	76	80	TT111819	VINYL CHLORIDE	75-01-4	22	NULL	UG/L
LC34-DPT0600-083.0-20191121	GW	11/21/2019	81	85	TT111819	TRANS-1,2-DICHLOROETHENE	156-60-5	1	NULL	UG/L
LC34-DPT0601-008.0-20191120	GW	11/20/2019	6	10	TT111819	1,1-DICHLOROETHENE	75-35-4	1	U	UG/L
LC34-DPT0601-008.0-20191120	GW	11/20/2019	6	10	TT111819	VINYL CHLORIDE	75-01-4	3	NULL	UG/L
LC34-DPT0601-013.0-20191120	GW	11/20/2019	11	15	TT111819	TRANS-1,2-DICHLOROETHENE	156-60-5	1	U	UG/L
LC34-DPT0601-018.0-20191120	GW	11/20/2019	16	20	TT111819	1,1-DICHLOROETHENE	75-35-4	1	U	UG/L
LC34-DPT0601-018.0-20191120	GW	11/20/2019	16	20	TT111819	VINYL CHLORIDE	75-01-4	37	NULL	UG/L
LC34-DPT0601-023.0-20191120	GW	11/20/2019	21	25	TT111819	TRANS-1,2-DICHLOROETHENE	156-60-5	2	NULL	UG/L
LC34-DPT0601-028.0-20191120	GW	11/20/2019	26	30	TT111819	1,1-DICHLOROETHENE	75-35-4	1	U	UG/L
LC34-DPT0601-028.0-20191120	GW	11/20/2019	26	30	TT111819	VINYL CHLORIDE	75-01-4	260	J	UG/L
LC34-DPT0601-033.0-20191120	GW	11/20/2019	31	35	TT111819	TRANS-1,2-DICHLOROETHENE	156-60-5	1300	NULL	UG/L
LC34-DPT0601-038.0-20191120	GW	11/20/2019	36	40	TT111819	1,1-DICHLOROETHENE	75-35-4	290	NULL	UG/L
LC34-DPT0601-038.0-20191120	GW	11/20/2019	36	40	TT111819	VINYL CHLORIDE	75-01-4	1300	NULL	UG/L
LC34-DPT0601-043.0-20191120	GW	11/20/2019	41	45	TT111819	TRANS-1,2-DICHLOROETHENE	156-60-5	5600	NULL	UG/L
LC34-DPT0601-048.0-20191120	GW	11/20/2019	46	50	TT111819	1,1-DICHLOROETHENE	75-35-4	530	NULL	UG/L
LC34-DPT0601-048.0-20191120	GW	11/20/2019	46	50	TT111819	VINYL CHLORIDE	75-01-4	4300	NULL	UG/L
LC34-DPT0601-053.0-20191120	GW	11/20/2019	51	55	TT111819	TRANS-1,2-DICHLOROETHENE	156-60-5	4	NULL	UG/L
LC34-DPT0601-058.0-20191120	GW	11/20/2019	56	60	TT111819	1,1-DICHLOROETHENE	75-35-4	1	U	UG/L
LC34-DPT0601-058.0-20191120	GW	11/20/2019	56	60	TT111819	VINYL CHLORIDE	75-01-4	1	NULL	UG/L

Sample	Matrix	Sample Date	Top Depth	Bottom Depth	SDG	Parameter	CAS	Lab Result	Lab Qualifier	Units
LC34-DPT0601-063.0-20191120	GW	11/20/2019	61	65	TT111819	TRANS-1,2-DICHLOROETHENE	156-60-5	7	NULL	UG/L
LC34-DPT0601-068.0-20191120	GW	11/20/2019	66	70	TT111819	1,1-DICHLOROETHENE	75-35-4	3	U	UG/L
LC34-DPT0601-068.0-20191120	GW	11/20/2019	66	70	TT111819	VINYL CHLORIDE	75-01-4	5	NULL	UG/L
LC34-DPT0601-073.0-20191120	GW	11/20/2019	71	75	TT111819	TRANS-1,2-DICHLOROETHENE	156-60-5	5	NULL	UG/L
LC34-DPT0601-078.0-20191120	GW	11/20/2019	76	80	TT111819	1,1-DICHLOROETHENE	75-35-4	100	U	UG/L
LC34-DPT0601-078.0-20191120	GW	11/20/2019	76	80	TT111819	VINYL CHLORIDE	75-01-4	100	U	UG/L
LC34-DPT0598-038.0-20191119	GW	11/19/2019	36	40	TT111819	TRICHLOROETHENE	79-01-6	20	U	UG/L
LC34-DPT0598-043.0-20191119	GW	11/19/2019	41	45	TT111819	CIS-1,2-DICHLOROETHENE	156-59-2	73600	NULL	UG/L
LC34-DPT0598-048.0-20191119	GW	11/19/2019	46	50	TT111819	1,1,2-TRICHLOROTRIFLUOROETHANE	76-13-1	290	U	UG/L
LC34-DPT0598-048.0-20191119	GW	11/19/2019	46	50	TT111819	TRICHLOROETHENE	79-01-6	257000	J	UG/L
LC34-DPT0598-053.0-20191119	GW	11/19/2019	51	55	TT111819	CIS-1,2-DICHLOROETHENE	156-59-2	11100	NULL	UG/L
LC34-DPT0598-058.0-20191119	GW	11/19/2019	56	60	TT111819	1,1,2-TRICHLOROTRIFLUOROETHANE	76-13-1	100	U	UG/L
LC34-DPT0598-058.0-20191119	GW	11/19/2019	56	60	TT111819	TRICHLOROETHENE	79-01-6	164000	J	UG/L
LC34-DPT0598-063.0-20191119	GW	11/19/2019	61	65	TT111819	CIS-1,2-DICHLOROETHENE	156-59-2	7500	NULL	UG/L
LC34-DPT0598-068.0-20191119	GW	11/19/2019	66	70	TT111819	1,1,2-TRICHLOROTRIFLUOROETHANE	76-13-1	50	U	UG/L
LC34-DPT0598-068.0-20191119	GW	11/19/2019	66	70	TT111819	TRICHLOROETHENE	79-01-6	5200	NULL	UG/L
LC34-DPT0598-073.0-20191119	GW	11/19/2019	71	75	TT111819	CIS-1,2-DICHLOROETHENE	156-59-2	240	NULL	UG/L
LC34-DPT0771-033.0-20191122	GW	11/22/2019	31	35	TT111819	1,1,2-TRICHLOROTRIFLUOROETHANE	76-13-1	290	U	UG/L
LC34-DPT0771-033.0-20191122	GW	11/22/2019	31	35	TT111819	TRICHLOROETHENE	79-01-6	290	U	UG/L
LC34-DPT0593-008.0-20191118	GW	11/18/2019	6	10	TT111819	TRANS-1,2-DICHLOROETHENE	156-60-5	3	NULL	UG/L
LC34-DPT0593-013.0-20191118	GW	11/18/2019	11	15	TT111819	1,1-DICHLOROETHENE	75-35-4	2	U	UG/L
LC34-DPT0593-013.0-20191118	GW	11/18/2019	11	15	TT111819	VINYL CHLORIDE	75-01-4	98	NULL	UG/L
LC34-DPT0593-018.0-20191118	GW	11/18/2019	16	20	TT111819	TRANS-1,2-DICHLOROETHENE	156-60-5	2	U	UG/L
LC34-DPT0593-023.0-20191118	GW	11/18/2019	21	25	TT111819	1,1-DICHLOROETHENE	75-35-4	2	U	UG/L
LC34-DPT0593-023.0-20191118	GW	11/18/2019	21	25	TT111819	VINYL CHLORIDE	75-01-4	8	NULL	UG/L
LC34-DPT0600-043.0-20191120	GW	11/20/2019	41	45	TT111819	VINYL CHLORIDE	75-01-4	8900	NULL	UG/L
LC34-DPT0600-048.0-20191120	GW	11/20/2019	46	50	TT111819	TRANS-1,2-DICHLOROETHENE	156-60-5	300	NULL	UG/L
LC34-DPT0600-053.0-20191120	GW	11/20/2019	51	55	TT111819	1,1-DICHLOROETHENE	75-35-4	50	U	UG/L
LC34-DPT0600-053.0-20191120	GW	11/20/2019	51	55	TT111819	VINYL CHLORIDE	75-01-4	1800	NULL	UG/L
LC34-DPT0600-058.0-20191120	GW	11/20/2019	56	60	TT111819	TRANS-1,2-DICHLOROETHENE	156-60-5	50	U	UG/L
LC34-DPT0600-063.0-20191120	GW	11/20/2019	61	65	TT111819	1,1-DICHLOROETHENE	75-35-4	20	U	UG/L
LC34-DPT0600-063.0-20191120	GW	11/20/2019	61	65	TT111819	VINYL CHLORIDE	75-01-4	24	NULL	UG/L
LC34-DPT0600-068.0-20191120	GW	11/20/2019	66	70	TT111819	TRANS-1,2-DICHLOROETHENE	156-60-5	3	U	UG/L
LC34-DPT0600-073.0-20191120	GW	11/20/2019	71	75	TT111819	1,1-DICHLOROETHENE	75-35-4	1	U	UG/L
LC34-DPT0600-073.0-20191120	GW	11/20/2019	71	75	TT111819	VINYL CHLORIDE	75-01-4	19	NULL	UG/L
LC34-DPT0600-078.0-20191121	GW	11/21/2019	76	80	TT111819	TRANS-1,2-DICHLOROETHENE	156-60-5	100	NULL	UG/L
LC34-DPT0600-083.0-20191121	GW	11/21/2019	81	85	TT111819	1,1-DICHLOROETHENE	75-35-4	1	U	UG/L
LC34-DPT0600-083.0-20191121	GW	11/21/2019	81	85	TT111819	VINYL CHLORIDE	75-01-4	1	U	UG/L
LC34-DPT0601-008.0-20191120	GW	11/20/2019	6	10	TT111819	TRANS-1,2-DICHLOROETHENE	156-60-5	1	U	UG/L
LC34-DPT0601-013.0-20191120	GW	11/20/2019	11	15	TT111819	1,1-DICHLOROETHENE	75-35-4	1	U	UG/L

Sample	Matrix	Sample Date	Top Depth	Bottom Depth	SDG	Parameter	CAS	Lab Result	Lab Qualifier	Units
LC34-DPT0601-013.0-20191120	GW	11/20/2019	11	15	TT111819	VINYL CHLORIDE	75-01-4	24	NULL	UG/L
LC34-DPT0601-018.0-20191120	GW	11/20/2019	16	20	TT111819	TRANS-1,2-DICHLOROETHENE	156-60-5	1	U	UG/L
LC34-DPT0601-023.0-20191120	GW	11/20/2019	21	25	TT111819	1,1-DICHLOROETHENE	75-35-4	1	U	UG/L
LC34-DPT0601-023.0-20191120	GW	11/20/2019	21	25	TT111819	VINYL CHLORIDE	75-01-4	110	NULL	UG/L
LC34-DPT0601-028.0-20191120	GW	11/20/2019	26	30	TT111819	TRANS-1,2-DICHLOROETHENE	156-60-5	4	NULL	UG/L
LC34-DPT0601-033.0-20191120	GW	11/20/2019	31	35	TT111819	1,1-DICHLOROETHENE	75-35-4	1000	U	UG/L
LC34-DPT0601-033.0-20191120	GW	11/20/2019	31	35	TT111819	VINYL CHLORIDE	75-01-4	1500	NULL	UG/L
LC34-DPT0601-038.0-20191120	GW	11/20/2019	36	40	TT111819	TRANS-1,2-DICHLOROETHENE	156-60-5	5700	NULL	UG/L
LC34-DPT0601-043.0-20191120	GW	11/20/2019	41	45	TT111819	1,1-DICHLOROETHENE	75-35-4	1000	U	UG/L
LC34-DPT0601-043.0-20191120	GW	11/20/2019	41	45	TT111819	VINYL CHLORIDE	75-01-4	2900	NULL	UG/L
LC34-DPT0601-048.0-20191120	GW	11/20/2019	46	50	TT111819	TRANS-1,2-DICHLOROETHENE	156-60-5	4900	NULL	UG/L
LC34-DPT0601-053.0-20191120	GW	11/20/2019	51	55	TT111819	1,1-DICHLOROETHENE	75-35-4	3	U	UG/L
LC34-DPT0601-053.0-20191120	GW	11/20/2019	51	55	TT111819	VINYL CHLORIDE	75-01-4	17	NULL	UG/L
LC34-DPT0601-058.0-20191120	GW	11/20/2019	56	60	TT111819	TRANS-1,2-DICHLOROETHENE	156-60-5	3	NULL	UG/L
LC34-DPT0601-063.0-20191120	GW	11/20/2019	61	65	TT111819	1,1-DICHLOROETHENE	75-35-4	2	U	UG/L
LC34-DPT0601-063.0-20191120	GW	11/20/2019	61	65	TT111819	VINYL CHLORIDE	75-01-4	2	U	UG/L
LC34-DPT0601-068.0-20191120	GW	11/20/2019	66	70	TT111819	TRANS-1,2-DICHLOROETHENE	156-60-5	12	NULL	UG/L
LC34-DPT0601-073.0-20191120	GW	11/20/2019	71	75	TT111819	1,1-DICHLOROETHENE	75-35-4	2	U	UG/L
LC34-DPT0601-073.0-20191120	GW	11/20/2019	71	75	TT111819	VINYL CHLORIDE	75-01-4	12	NULL	UG/L
LC34-DPT0601-078.0-20191120	GW	11/20/2019	76	80	TT111819	TRANS-1,2-DICHLOROETHENE	156-60-5	170	NULL	UG/L
LC34-DPT0601-083.0-20191120	GW	11/20/2019	81	85	TT111819	1,1-DICHLOROETHENE	75-35-4	1	U	UG/L
LC34-DPT0598-038.0-20191119	GW	11/19/2019	36	40	TT111819	CIS-1,2-DICHLOROETHENE	156-59-2	1700	NULL	UG/L
LC34-DPT0598-043.0-20191119	GW	11/19/2019	41	45	TT111819	1,1,2-TRICHLOROTRIFLUOROETHANE	76-13-1	290	U	UG/L
LC34-DPT0598-043.0-20191119	GW	11/19/2019	41	45	TT111819	TRICHLOROETHENE	79-01-6	2400	NULL	UG/L
LC34-DPT0598-048.0-20191119	GW	11/19/2019	46	50	TT111819	CIS-1,2-DICHLOROETHENE	156-59-2	140000	NULL	UG/L
LC34-DPT0598-053.0-20191119	GW	11/19/2019	51	55	TT111819	1,1,2-TRICHLOROTRIFLUOROETHANE	76-13-1	290	U	UG/L
LC34-DPT0598-053.0-20191119	GW	11/19/2019	51	55	TT111819	TRICHLOROETHENE	79-01-6	6400	NULL	UG/L
LC34-DPT0598-058.0-20191119	GW	11/19/2019	56	60	TT111819	CIS-1,2-DICHLOROETHENE	156-59-2	42400	NULL	UG/L
LC34-DPT0598-063.0-20191119	GW	11/19/2019	61	65	TT111819	1,1,2-TRICHLOROTRIFLUOROETHANE	76-13-1	500	U	UG/L
LC34-DPT0598-063.0-20191119	GW	11/19/2019	61	65	TT111819	TRICHLOROETHENE	79-01-6	298000	J	UG/L
LC34-DPT0598-068.0-20191119	GW	11/19/2019	66	70	TT111819	CIS-1,2-DICHLOROETHENE	156-59-2	100	NULL	UG/L
LC34-DPT0598-073.0-20191119	GW	11/19/2019	71	75	TT111819	1,1,2-TRICHLOROTRIFLUOROETHANE	76-13-1	50	U	UG/L
LC34-DPT0598-073.0-20191119	GW	11/19/2019	71	75	TT111819	TRICHLOROETHENE	79-01-6	19800	NULL	UG/L
LC34-DPT0771-033.0-20191122	GW	11/22/2019	31	35	TT111819	CIS-1,2-DICHLOROETHENE	156-59-2	44800	NULL	UG/L
LC34-DPT0593-008.0-20191118	GW	11/18/2019	6	10	TT111819	1,1-DICHLOROETHENE	75-35-4	1	U	UG/L
LC34-DPT0593-008.0-20191118	GW	11/18/2019	6	10	TT111819	VINYL CHLORIDE	75-01-4	200	NULL	UG/L
LC34-DPT0593-013.0-20191118	GW	11/18/2019	11	15	TT111819	TRANS-1,2-DICHLOROETHENE	156-60-5	2	U	UG/L
LC34-DPT0593-018.0-20191118	GW	11/18/2019	16	20	TT111819	1,1-DICHLOROETHENE	75-35-4	2	U	UG/L
LC34-DPT0593-018.0-20191118	GW	11/18/2019	16	20	TT111819	VINYL CHLORIDE	75-01-4	30	NULL	UG/L
LC34-DPT0593-023.0-20191118	GW	11/18/2019	21	25	TT111819	TRANS-1,2-DICHLOROETHENE	156-60-5	2	U	UG/L

Sample	Matrix	Sample Date	Top Depth	Bottom Depth	SDG	Parameter	CAS	Lab Result	Lab Qualifier	Units
LC34-DPT0600-038.0-20191120	GW	11/20/2019	36	40	TT111819	CIS-1,2-DICHLOROETHENE	156-59-2	5	NULL	UG/L
LC34-DPT0600-043.0-20191120	GW	11/20/2019	41	45	TT111819	1,1,2-TRICHLOROTRIFLUOROETHANE	76-13-1	500	U	UG/L
LC34-DPT0600-043.0-20191120	GW	11/20/2019	41	45	TT111819	TRICHLOROETHENE	79-01-6	1300	NULL	UG/L
LC34-DPT0600-048.0-20191120	GW	11/20/2019	46	50	TT111819	CIS-1,2-DICHLOROETHENE	156-59-2	23300	NULL	UG/L
LC34-DPT0600-053.0-20191120	GW	11/20/2019	51	55	TT111819	1,1,2-TRICHLOROTRIFLUOROETHANE	76-13-1	50	U	UG/L
LC34-DPT0600-053.0-20191120	GW	11/20/2019	51	55	TT111819	TRICHLOROETHENE	79-01-6	59	NULL	UG/L
LC34-DPT0600-058.0-20191120	GW	11/20/2019	56	60	TT111819	CIS-1,2-DICHLOROETHENE	156-59-2	3200	NULL	UG/L
LC34-DPT0600-063.0-20191120	GW	11/20/2019	61	65	TT111819	1,1,2-TRICHLOROTRIFLUOROETHANE	76-13-1	20	U	UG/L
LC34-DPT0600-063.0-20191120	GW	11/20/2019	61	65	TT111819	TRICHLOROETHENE	79-01-6	43	NULL	UG/L
LC34-DPT0600-068.0-20191120	GW	11/20/2019	66	70	TT111819	CIS-1,2-DICHLOROETHENE	156-59-2	8	NULL	UG/L
LC34-DPT0600-073.0-20191120	GW	11/20/2019	71	75	TT111819	1,1,2-TRICHLOROTRIFLUOROETHANE	76-13-1	1	U	UG/L
LC34-DPT0600-073.0-20191120	GW	11/20/2019	71	75	TT111819	TRICHLOROETHENE	79-01-6	9	NULL	UG/L
LC34-DPT0600-078.0-20191121	GW	11/21/2019	76	80	TT111819	CIS-1,2-DICHLOROETHENE	156-59-2	2100	NULL	UG/L
LC34-DPT0600-083.0-20191121	GW	11/21/2019	81	85	TT111819	1,1,2-TRICHLOROTRIFLUOROETHANE	76-13-1	1	U	UG/L
LC34-DPT0600-083.0-20191121	GW	11/21/2019	81	85	TT111819	TRICHLOROETHENE	79-01-6	4	NULL	UG/L
LC34-DPT0601-008.0-20191120	GW	11/20/2019	6	10	TT111819	CIS-1,2-DICHLOROETHENE	156-59-2	12	NULL	UG/L
LC34-DPT0601-013.0-20191120	GW	11/20/2019	11	15	TT111819	1,1,2-TRICHLOROTRIFLUOROETHANE	76-13-1	1	U	UG/L
LC34-DPT0601-013.0-20191120	GW	11/20/2019	11	15	TT111819	TRICHLOROETHENE	79-01-6	4	NULL	UG/L
LC34-DPT0601-018.0-20191120	GW	11/20/2019	16	20	TT111819	CIS-1,2-DICHLOROETHENE	156-59-2	42	NULL	UG/L
LC34-DPT0601-023.0-20191120	GW	11/20/2019	21	25	TT111819	1,1,2-TRICHLOROTRIFLUOROETHANE	76-13-1	1	U	UG/L
LC34-DPT0601-023.0-20191120	GW	11/20/2019	21	25	TT111819	TRICHLOROETHENE	79-01-6	2	NULL	UG/L
LC34-DPT0601-028.0-20191120	GW	11/20/2019	26	30	TT111819	CIS-1,2-DICHLOROETHENE	156-59-2	23	NULL	UG/L
LC34-DPT0601-033.0-20191120	GW	11/20/2019	31	35	TT111819	1,1,2-TRICHLOROTRIFLUOROETHANE	76-13-1	1000	U	UG/L
LC34-DPT0601-033.0-20191120	GW	11/20/2019	31	35	TT111819	TRICHLOROETHENE	79-01-6	1400	NULL	UG/L
LC34-DPT0601-038.0-20191120	GW	11/20/2019	36	40	TT111819	CIS-1,2-DICHLOROETHENE	156-59-2	60400	NULL	UG/L
LC34-DPT0601-043.0-20191120	GW	11/20/2019	41	45	TT111819	1,1,2-TRICHLOROTRIFLUOROETHANE	76-13-1	1000	U	UG/L
LC34-DPT0601-043.0-20191120	GW	11/20/2019	41	45	TT111819	TRICHLOROETHENE	79-01-6	104000	NULL	UG/L
LC34-DPT0601-048.0-20191120	GW	11/20/2019	46	50	TT111819	CIS-1,2-DICHLOROETHENE	156-59-2	117000	J	UG/L
LC34-DPT0601-053.0-20191120	GW	11/20/2019	51	55	TT111819	1,1,2-TRICHLOROTRIFLUOROETHANE	76-13-1	3	U	UG/L
LC34-DPT0601-053.0-20191120	GW	11/20/2019	51	55	TT111819	TRICHLOROETHENE	79-01-6	50	NULL	UG/L
LC34-DPT0601-058.0-20191120	GW	11/20/2019	56	60	TT111819	CIS-1,2-DICHLOROETHENE	156-59-2	110	NULL	UG/L
LC34-DPT0601-063.0-20191120	GW	11/20/2019	61	65	TT111819	1,1,2-TRICHLOROTRIFLUOROETHANE	76-13-1	2	U	UG/L
LC34-DPT0601-063.0-20191120	GW	11/20/2019	61	65	TT111819	TRICHLOROETHENE	79-01-6	13	NULL	UG/L
LC34-DPT0601-068.0-20191120	GW	11/20/2019	66	70	TT111819	CIS-1,2-DICHLOROETHENE	156-59-2	220	NULL	UG/L
LC34-DPT0601-073.0-20191120	GW	11/20/2019	71	75	TT111819	1,1,2-TRICHLOROTRIFLUOROETHANE	76-13-1	2	U	UG/L
LC34-DPT0598-048.0-20191119	GW	11/19/2019	46	50	TT111819	1,1-DICHLOROETHENE	75-35-4	290	U	UG/L
LC34-DPT0598-048.0-20191119	GW	11/19/2019	46	50	TT111819	VINYL CHLORIDE	75-01-4	7200	NULL	UG/L
LC34-DPT0598-053.0-20191119	GW	11/19/2019	51	55	TT111819	TRANS-1,2-DICHLOROETHENE	156-60-5	290	U	UG/L
LC34-DPT0598-058.0-20191119	GW	11/19/2019	56	60	TT111819	1,1-DICHLOROETHENE	75-35-4	420	NULL	UG/L
LC34-DPT0598-058.0-20191119	GW	11/19/2019	56	60	TT111819	VINYL CHLORIDE	75-01-4	430	NULL	UG/L

Sample	Matrix	Sample Date	Top Depth	Bottom Depth	SDG	Parameter	CAS	Lab Result	Lab Qualifier	Units
LC34-DPT0598-063.0-20191119	GW	11/19/2019	61	65	TT111819	TRANS-1,2-DICHLOROETHENE	156-60-5	500	U	UG/L
LC34-DPT0598-068.0-20191119	GW	11/19/2019	66	70	TT111819	1,1-DICHLOROETHENE	75-35-4	50	U	UG/L
LC34-DPT0598-068.0-20191119	GW	11/19/2019	66	70	TT111819	VINYL CHLORIDE	75-01-4	50	U	UG/L
LC34-DPT0598-073.0-20191119	GW	11/19/2019	71	75	TT111819	TRANS-1,2-DICHLOROETHENE	156-60-5	50	U	UG/L
LC34-DPT0771-033.0-20191122	GW	11/22/2019	31	35	TT111819	1,1-DICHLOROETHENE	75-35-4	290	U	UG/L
LC34-DPT0771-033.0-20191122	GW	11/22/2019	31	35	TT111819	VINYL CHLORIDE	75-01-4	14200	NULL	UG/L
LC34-DPT0593-008.0-20191118	GW	11/18/2019	6	10	TT111819	1,1,2-TRICHLOROTRIFLUOROETHANE	76-13-1	3	NULL	UG/L
LC34-DPT0593-008.0-20191118	GW	11/18/2019	6	10	TT111819	TRICHLOROETHENE	79-01-6	1	U	UG/L
LC34-DPT0593-013.0-20191118	GW	11/18/2019	11	15	TT111819	CIS-1,2-DICHLOROETHENE	156-59-2	16	NULL	UG/L
LC34-DPT0593-018.0-20191118	GW	11/18/2019	16	20	TT111819	1,1,2-TRICHLOROTRIFLUOROETHANE	76-13-1	2	U	UG/L
LC34-DPT0593-018.0-20191118	GW	11/18/2019	16	20	TT111819	TRICHLOROETHENE	79-01-6	6	NULL	UG/L
LC34-DPT0593-023.0-20191118	GW	11/18/2019	21	25	TT111819	CIS-1,2-DICHLOROETHENE	156-59-2	9	NULL	UG/L
LC34-DPT0593-028.0-20191118	GW	11/18/2019	26	30	TT111819	1,1,2-TRICHLOROTRIFLUOROETHANE	76-13-1	2	U	UG/L
LC34-DPT0593-028.0-20191118	GW	11/18/2019	26	30	TT111819	TRICHLOROETHENE	79-01-6	140	NULL	UG/L
LC34-DPT0593-033.0-20191118	GW	11/18/2019	31	35	TT111819	CIS-1,2-DICHLOROETHENE	156-59-2	160	NULL	UG/L
LC34-DPT0593-038.0-20191118	GW	11/18/2019	36	40	TT111819	1,1,2-TRICHLOROTRIFLUOROETHANE	76-13-1	290	U	UG/L
LC34-DPT0593-038.0-20191118	GW	11/18/2019	36	40	TT111819	TRICHLOROETHENE	79-01-6	2000	NULL	UG/L
LC34-DPT0593-043.0-20191118	GW	11/18/2019	41	45	TT111819	CIS-1,2-DICHLOROETHENE	156-59-2	9800	NULL	UG/L
LC34-DPT0593-048.0-20191118	GW	11/18/2019	46	50	TT111819	1,1,2-TRICHLOROTRIFLUOROETHANE	76-13-1	290	U	UG/L
LC34-DPT0593-048.0-20191118	GW	11/18/2019	46	50	TT111819	TRICHLOROETHENE	79-01-6	316000	J	UG/L
LC34-DPT0593-053.0-20191118	GW	11/18/2019	51	55	TT111819	CIS-1,2-DICHLOROETHENE	156-59-2	217000	NULL	UG/L
LC34-DPT0593-058.0-20191118	GW	11/18/2019	56	60	TT111819	1,1,2-TRICHLOROTRIFLUOROETHANE	76-13-1	500	U	UG/L
LC34-DPT0593-058.0-20191118	GW	11/18/2019	56	60	TT111819	TRICHLOROETHENE	79-01-6	34900	NULL	UG/L
LC34-DPT0593-063.0-20191118	GW	11/18/2019	61	65	TT111819	CIS-1,2-DICHLOROETHENE	156-59-2	11	NULL	UG/L
LC34-DPT0593-068.0-20191118	GW	11/18/2019	66	70	TT111819	1,1,2-TRICHLOROTRIFLUOROETHANE	76-13-1	10	U	UG/L
LC34-DPT0593-068.0-20191118	GW	11/18/2019	66	70	TT111819	TRICHLOROETHENE	79-01-6	790	NULL	UG/L
LC34-DPT0593-073.0-20191118	GW	11/18/2019	71	75	TT111819	CIS-1,2-DICHLOROETHENE	156-59-2	11	NULL	UG/L
LC34-DPT0593-078.0-20191118	GW	11/18/2019	76	80	TT111819	1,1,2-TRICHLOROTRIFLUOROETHANE	76-13-1	3	U	UG/L
LC34-DPT0593-078.0-20191118	GW	11/18/2019	76	80	TT111819	TRICHLOROETHENE	79-01-6	270	NULL	UG/L
LC34-DPT0593-083.0-20191118	GW	11/18/2019	81	85	TT111819	CIS-1,2-DICHLOROETHENE	156-59-2	20	NULL	UG/L
LC34-DPT0594-008.0-20191118	GW	11/18/2019	6	10	TT111819	1,1,2-TRICHLOROTRIFLUOROETHANE	76-13-1	2	U	UG/L
LC34-DPT0594-008.0-20191118	GW	11/18/2019	6	10	TT111819	TRICHLOROETHENE	79-01-6	2	U	UG/L
LC34-DPT0594-013.0-20191118	GW	11/18/2019	11	15	TT111819	CIS-1,2-DICHLOROETHENE	156-59-2	140	NULL	UG/L
LC34-DPT0594-018.0-20191118	GW	11/18/2019	16	20	TT111819	1,1,2-TRICHLOROTRIFLUOROETHANE	76-13-1	1	U	UG/L
LC34-DPT0594-018.0-20191118	GW	11/18/2019	16	20	TT111819	TRICHLOROETHENE	79-01-6	2	NULL	UG/L
LC34-DPT0594-023.0-20191118	GW	11/18/2019	21	25	TT111819	CIS-1,2-DICHLOROETHENE	156-59-2	32	NULL	UG/L
LC34-DPT0594-028.0-20191118	GW	11/18/2019	26	30	TT111819	1,1,2-TRICHLOROTRIFLUOROETHANE	76-13-1	2	U	UG/L
LC34-DPT0594-028.0-20191118	GW	11/18/2019	26	30	TT111819	TRICHLOROETHENE	79-01-6	2	NULL	UG/L
LC34-DPT0594-033.0-20191118	GW	11/18/2019	31	35	TT111819	CIS-1,2-DICHLOROETHENE	156-59-2	840	NULL	UG/L
LC34-DPT0594-038.0-20191118	GW	11/18/2019	36	40	TT111819	1,1,2-TRICHLOROTRIFLUOROETHANE	76-13-1	290	U	UG/L

Sample	Matrix	Sample Date	Top Depth	Bottom Depth	SDG	Parameter	CAS	Lab Result	Lab Qualifier	Units
LC34-DPT0594-038.0-20191118	GW	11/18/2019	36	40	TT111819	TRICHLOROETHENE	79-01-6	206000	J	UG/L
LC34-DPT0594-043.0-20191118	GW	11/18/2019	41	45	TT111819	CIS-1,2-DICHLOROETHENE	156-59-2	33900	NULL	UG/L
LC34-DPT0594-048.0-20191118	GW	11/18/2019	46	50	TT111819	1,1,2-TRICHLOROTRIFLUOROETHANE	76-13-1	500	U	UG/L
LC34-DPT0594-048.0-20191118	GW	11/18/2019	46	50	TT111819	TRICHLOROETHENE	79-01-6	457000	J	UG/L
LC34-DPT0594-053.0-20191118	GW	11/18/2019	51	55	TT111819	CIS-1,2-DICHLOROETHENE	156-59-2	37600	NULL	UG/L
LC34-DPT0594-058.0-20191118	GW	11/18/2019	56	60	TT111819	1,1,2-TRICHLOROTRIFLUOROETHANE	76-13-1	1000	U	UG/L
LC34-DPT0594-058.0-20191118	GW	11/18/2019	56	60	TT111819	TRICHLOROETHENE	79-01-6	669000	J	UG/L
LC34-DPT0594-063.0-20191118	GW	11/18/2019	61	65	TT111819	CIS-1,2-DICHLOROETHENE	156-59-2	410	NULL	UG/L
LC34-DPT0594-068.0-20191118	GW	11/18/2019	66	70	TT111819	1,1,2-TRICHLOROTRIFLUOROETHANE	76-13-1	100	U	UG/L
LC34-DPT0594-068.0-20191118	GW	11/18/2019	66	70	TT111819	TRICHLOROETHENE	79-01-6	27800	NULL	UG/L
LC34-DPT0594-073.0-20191119	GW	11/19/2019	71	75	TT111819	CIS-1,2-DICHLOROETHENE	156-59-2	4500	NULL	UG/L
LC34-DPT0594-078.0-20191119	GW	11/19/2019	76	80	TT111819	1,1,2-TRICHLOROTRIFLUOROETHANE	76-13-1	1000	U	UG/L
LC34-DPT0594-078.0-20191119	GW	11/19/2019	76	80	TT111819	TRICHLOROETHENE	79-01-6	594000	J	UG/L
LC34-DPT0594-083.0-20191119	GW	11/19/2019	81	85	TT111819	CIS-1,2-DICHLOROETHENE	156-59-2	1900	NULL	UG/L
LC34-DPT0595-008.0-20191119	GW	11/19/2019	6	10	TT111819	1,1,2-TRICHLOROTRIFLUOROETHANE	76-13-1	1	U	UG/L
LC34-DPT0595-008.0-20191119	GW	11/19/2019	6	10	TT111819	TRICHLOROETHENE	79-01-6	1	NULL	UG/L
LC34-DPT0595-013.0-20191119	GW	11/19/2019	11	15	TT111819	CIS-1,2-DICHLOROETHENE	156-59-2	3	NULL	UG/L
LC34-DPT0595-018.0-20191119	GW	11/19/2019	16	20	TT111819	1,1,2-TRICHLOROTRIFLUOROETHANE	76-13-1	1	U	UG/L
LC34-DPT0595-018.0-20191119	GW	11/19/2019	16	20	TT111819	TRICHLOROETHENE	79-01-6	1	U	UG/L
LC34-DPT0595-023.0-20191119	GW	11/19/2019	21	25	TT111819	CIS-1,2-DICHLOROETHENE	156-59-2	2	NULL	UG/L
LC34-DPT0595-028.0-20191119	GW	11/19/2019	26	30	TT111819	1,1,2-TRICHLOROTRIFLUOROETHANE	76-13-1	1	U	UG/L
LC34-DPT0595-028.0-20191119	GW	11/19/2019	26	30	TT111819	TRICHLOROETHENE	79-01-6	1	U	UG/L
LC34-DPT0595-033.0-20191119	GW	11/19/2019	31	35	TT111819	CIS-1,2-DICHLOROETHENE	156-59-2	1200	NULL	UG/L
LC34-DPT0595-038.0-20191119	GW	11/19/2019	36	40	TT111819	1,1,2-TRICHLOROTRIFLUOROETHANE	76-13-1	290	U	UG/L
LC34-DPT0595-038.0-20191119	GW	11/19/2019	36	40	TT111819	TRICHLOROETHENE	79-01-6	290	U	UG/L
LC34-DPT0601-073.0-20191120	GW	11/20/2019	71	75	TT111819	TRICHLOROETHENE	79-01-6	24	NULL	UG/L
LC34-DPT0601-078.0-20191120	GW	11/20/2019	76	80	TT111819	CIS-1,2-DICHLOROETHENE	156-59-2	4300	NULL	UG/L
LC34-DPT0601-083.0-20191120	GW	11/20/2019	81	85	TT111819	1,1,2-TRICHLOROTRIFLUOROETHANE	76-13-1	1	U	UG/L
LC34-DPT0593-028.0-20191118	GW	11/18/2019	26	30	TT111819	1,1-DICHLOROETHENE	75-35-4	2	U	UG/L
LC34-DPT0593-028.0-20191118	GW	11/18/2019	26	30	TT111819	VINYL CHLORIDE	75-01-4	44	NULL	UG/L
LC34-DPT0593-033.0-20191118	GW	11/18/2019	31	35	TT111819	TRANS-1,2-DICHLOROETHENE	156-60-5	14	NULL	UG/L
LC34-DPT0593-038.0-20191118	GW	11/18/2019	36	40	TT111819	1,1-DICHLOROETHENE	75-35-4	290	U	UG/L
LC34-DPT0593-038.0-20191118	GW	11/18/2019	36	40	TT111819	VINYL CHLORIDE	75-01-4	8300	NULL	UG/L
LC34-DPT0593-043.0-20191118	GW	11/18/2019	41	45	TT111819	TRANS-1,2-DICHLOROETHENE	156-60-5	410	NULL	UG/L
LC34-DPT0593-048.0-20191118	GW	11/18/2019	46	50	TT111819	1,1-DICHLOROETHENE	75-35-4	290	U	UG/L
LC34-DPT0593-048.0-20191118	GW	11/18/2019	46	50	TT111819	VINYL CHLORIDE	75-01-4	24800	NULL	UG/L
LC34-DPT0593-053.0-20191118	GW	11/18/2019	51	55	TT111819	TRANS-1,2-DICHLOROETHENE	156-60-5	3700	NULL	UG/L
LC34-DPT0593-058.0-20191118	GW	11/18/2019	56	60	TT111819	1,1-DICHLOROETHENE	75-35-4	500	U	UG/L
LC34-DPT0593-058.0-20191118	GW	11/18/2019	56	60	TT111819	VINYL CHLORIDE	75-01-4	500	U	UG/L
LC34-DPT0593-063.0-20191118	GW	11/18/2019	61	65	TT111819	TRANS-1,2-DICHLOROETHENE	156-60-5	2	U	UG/L

Sample	Matrix	Sample Date	Top Depth	Bottom Depth	SDG	Parameter	CAS	Lab Result	Lab Qualifier	Units
LC34-DPT0593-068.0-20191118	GW	11/18/2019	66	70	TT111819	1,1-DICHLOROETHENE	75-35-4	10	U	UG/L
LC34-DPT0593-068.0-20191118	GW	11/18/2019	66	70	TT111819	VINYL CHLORIDE	75-01-4	10	U	UG/L
LC34-DPT0593-073.0-20191118	GW	11/18/2019	71	75	TT111819	TRANS-1,2-DICHLOROETHENE	156-60-5	10	U	UG/L
LC34-DPT0593-078.0-20191118	GW	11/18/2019	76	80	TT111819	1,1-DICHLOROETHENE	75-35-4	3	U	UG/L
LC34-DPT0593-078.0-20191118	GW	11/18/2019	76	80	TT111819	VINYL CHLORIDE	75-01-4	3	U	UG/L
LC34-DPT0593-083.0-20191118	GW	11/18/2019	81	85	TT111819	TRANS-1,2-DICHLOROETHENE	156-60-5	2	U	UG/L
LC34-DPT0594-008.0-20191118	GW	11/18/2019	6	10	TT111819	1,1-DICHLOROETHENE	75-35-4	2	U	UG/L
LC34-DPT0594-008.0-20191118	GW	11/18/2019	6	10	TT111819	VINYL CHLORIDE	75-01-4	110	NULL	UG/L
LC34-DPT0594-013.0-20191118	GW	11/18/2019	11	15	TT111819	TRANS-1,2-DICHLOROETHENE	156-60-5	1	U	UG/L
LC34-DPT0594-018.0-20191118	GW	11/18/2019	16	20	TT111819	1,1-DICHLOROETHENE	75-35-4	1	U	UG/L
LC34-DPT0594-018.0-20191118	GW	11/18/2019	16	20	TT111819	VINYL CHLORIDE	75-01-4	260	J	UG/L
LC34-DPT0594-023.0-20191118	GW	11/18/2019	21	25	TT111819	TRANS-1,2-DICHLOROETHENE	156-60-5	1	U	UG/L
LC34-DPT0594-028.0-20191118	GW	11/18/2019	26	30	TT111819	1,1-DICHLOROETHENE	75-35-4	2	U	UG/L
LC34-DPT0594-028.0-20191118	GW	11/18/2019	26	30	TT111819	VINYL CHLORIDE	75-01-4	210	NULL	UG/L
LC34-DPT0594-033.0-20191118	GW	11/18/2019	31	35	TT111819	TRANS-1,2-DICHLOROETHENE	156-60-5	290	U	UG/L
LC34-DPT0594-038.0-20191118	GW	11/18/2019	36	40	TT111819	1,1-DICHLOROETHENE	75-35-4	290	U	UG/L
LC34-DPT0594-038.0-20191118	GW	11/18/2019	36	40	TT111819	VINYL CHLORIDE	75-01-4	330	NULL	UG/L
LC34-DPT0594-043.0-20191118	GW	11/18/2019	41	45	TT111819	TRANS-1,2-DICHLOROETHENE	156-60-5	940	NULL	UG/L
LC34-DPT0594-048.0-20191118	GW	11/18/2019	46	50	TT111819	1,1-DICHLOROETHENE	75-35-4	500	U	UG/L
LC34-DPT0594-048.0-20191118	GW	11/18/2019	46	50	TT111819	VINYL CHLORIDE	75-01-4	1100	NULL	UG/L
LC34-DPT0594-053.0-20191118	GW	11/18/2019	51	55	TT111819	TRANS-1,2-DICHLOROETHENE	156-60-5	1000	U	UG/L
LC34-DPT0594-058.0-20191118	GW	11/18/2019	56	60	TT111819	1,1-DICHLOROETHENE	75-35-4	1000	U	UG/L
LC34-DPT0594-058.0-20191118	GW	11/18/2019	56	60	TT111819	VINYL CHLORIDE	75-01-4	2400	NULL	UG/L
LC34-DPT0594-063.0-20191118	GW	11/18/2019	61	65	TT111819	TRANS-1,2-DICHLOROETHENE	156-60-5	290	U	UG/L
LC34-DPT0594-068.0-20191118	GW	11/18/2019	66	70	TT111819	1,1-DICHLOROETHENE	75-35-4	100	U	UG/L
LC34-DPT0594-068.0-20191118	GW	11/18/2019	66	70	TT111819	VINYL CHLORIDE	75-01-4	100	U	UG/L
LC34-DPT0594-073.0-20191119	GW	11/19/2019	71	75	TT111819	TRANS-1,2-DICHLOROETHENE	156-60-5	1000	U	UG/L
LC34-DPT0594-078.0-20191119	GW	11/19/2019	76	80	TT111819	1,1-DICHLOROETHENE	75-35-4	1000	U	UG/L
LC34-DPT0594-078.0-20191119	GW	11/19/2019	76	80	TT111819	VINYL CHLORIDE	75-01-4	1000	U	UG/L
LC34-DPT0594-083.0-20191119	GW	11/19/2019	81	85	TT111819	TRANS-1,2-DICHLOROETHENE	156-60-5	1000	U	UG/L
LC34-DPT0595-008.0-20191119	GW	11/19/2019	6	10	TT111819	1,1-DICHLOROETHENE	75-35-4	1	U	UG/L
LC34-DPT0595-008.0-20191119	GW	11/19/2019	6	10	TT111819	VINYL CHLORIDE	75-01-4	12	NULL	UG/L
LC34-DPT0595-013.0-20191119	GW	11/19/2019	11	15	TT111819	TRANS-1,2-DICHLOROETHENE	156-60-5	1	U	UG/L
LC34-DPT0595-018.0-20191119	GW	11/19/2019	16	20	TT111819	1,1-DICHLOROETHENE	75-35-4	1	U	UG/L
LC34-DPT0595-018.0-20191119	GW	11/19/2019	16	20	TT111819	VINYL CHLORIDE	75-01-4	50	NULL	UG/L
LC34-DPT0595-023.0-20191119	GW	11/19/2019	21	25	TT111819	TRANS-1,2-DICHLOROETHENE	156-60-5	1	U	UG/L
LC34-DPT0595-028.0-20191119	GW	11/19/2019	26	30	TT111819	1,1-DICHLOROETHENE	75-35-4	1	U	UG/L
LC34-DPT0595-028.0-20191119	GW	11/19/2019	26	30	TT111819	VINYL CHLORIDE	75-01-4	36	NULL	UG/L
LC34-DPT0595-033.0-20191119	GW	11/19/2019	31	35	TT111819	TRANS-1,2-DICHLOROETHENE	156-60-5	26	NULL	UG/L
LC34-DPT0595-038.0-20191119	GW	11/19/2019	36	40	TT111819	1,1-DICHLOROETHENE	75-35-4	290	U	UG/L

Sample	Matrix	Sample Date	Top Depth	Bottom Depth	SDG	Parameter	CAS	Lab Result	Lab Qualifier	Units
LC34-DPT0595-038.0-20191119	GW	11/19/2019	36	40	TT111819	VINYL CHLORIDE	75-01-4	28000	NULL	UG/L
LC34-DPT0601-083.0-20191120	GW	11/20/2019	81	85	TT111819	VINYL CHLORIDE	75-01-4	2	NULL	UG/L
LC34-DPT0674-098.0-20191120	GW	11/20/2019	-9999	-9999	TT111819	TRANS-1,2-DICHLOROETHENE	156-60-5	1	U	UG/L
LC34-DPT0593-033.0-20191118	GW	11/18/2019	31	35	TT111819	TRICHLOROETHENE	79-01-6	120	NULL	UG/L
LC34-DPT0593-038.0-20191118	GW	11/18/2019	36	40	TT111819	CIS-1,2-DICHLOROETHENE	156-59-2	4700	NULL	UG/L
LC34-DPT0593-043.0-20191118	GW	11/18/2019	41	45	TT111819	1,1,2-TRICHLOROTRIFLUOROETHANE	76-13-1	100	U	UG/L
LC34-DPT0593-043.0-20191118	GW	11/18/2019	41	45	TT111819	TRICHLOROETHENE	79-01-6	9800	NULL	UG/L
LC34-DPT0593-048.0-20191118	GW	11/18/2019	46	50	TT111819	CIS-1,2-DICHLOROETHENE	156-59-2	28900	NULL	UG/L
LC34-DPT0593-053.0-20191118	GW	11/18/2019	51	55	TT111819	1,1,2-TRICHLOROTRIFLUOROETHANE	76-13-1	1000	U	UG/L
LC34-DPT0593-053.0-20191118	GW	11/18/2019	51	55	TT111819	TRICHLOROETHENE	79-01-6	315000	NULL	UG/L
LC34-DPT0593-058.0-20191118	GW	11/18/2019	56	60	TT111819	CIS-1,2-DICHLOROETHENE	156-59-2	37700	NULL	UG/L
LC34-DPT0593-063.0-20191118	GW	11/18/2019	61	65	TT111819	1,1,2-TRICHLOROTRIFLUOROETHANE	76-13-1	2	U	UG/L
LC34-DPT0593-063.0-20191118	GW	11/18/2019	61	65	TT111819	TRICHLOROETHENE	79-01-6	9	NULL	UG/L
LC34-DPT0593-068.0-20191118	GW	11/18/2019	66	70	TT111819	CIS-1,2-DICHLOROETHENE	156-59-2	10	U	UG/L
LC34-DPT0593-073.0-20191118	GW	11/18/2019	71	75	TT111819	1,1,2-TRICHLOROTRIFLUOROETHANE	76-13-1	10	U	UG/L
LC34-DPT0593-073.0-20191118	GW	11/18/2019	71	75	TT111819	TRICHLOROETHENE	79-01-6	1200	NULL	UG/L
LC34-DPT0593-078.0-20191118	GW	11/18/2019	76	80	TT111819	CIS-1,2-DICHLOROETHENE	156-59-2	18	NULL	UG/L
LC34-DPT0593-083.0-20191118	GW	11/18/2019	81	85	TT111819	1,1,2-TRICHLOROTRIFLUOROETHANE	76-13-1	2	U	UG/L
LC34-DPT0593-083.0-20191118	GW	11/18/2019	81	85	TT111819	TRICHLOROETHENE	79-01-6	50	NULL	UG/L
LC34-DPT0594-008.0-20191118	GW	11/18/2019	6	10	TT111819	CIS-1,2-DICHLOROETHENE	156-59-2	16	NULL	UG/L
LC34-DPT0594-013.0-20191118	GW	11/18/2019	11	15	TT111819	1,1,2-TRICHLOROTRIFLUOROETHANE	76-13-1	1	U	UG/L
LC34-DPT0594-013.0-20191118	GW	11/18/2019	11	15	TT111819	TRICHLOROETHENE	79-01-6	1	NULL	UG/L
LC34-DPT0594-018.0-20191118	GW	11/18/2019	16	20	TT111819	CIS-1,2-DICHLOROETHENE	156-59-2	26	NULL	UG/L
LC34-DPT0594-023.0-20191118	GW	11/18/2019	21	25	TT111819	1,1,2-TRICHLOROTRIFLUOROETHANE	76-13-1	1	U	UG/L
LC34-DPT0594-023.0-20191118	GW	11/18/2019	21	25	TT111819	TRICHLOROETHENE	79-01-6	2	NULL	UG/L
LC34-DPT0594-028.0-20191118	GW	11/18/2019	26	30	TT111819	CIS-1,2-DICHLOROETHENE	156-59-2	12	NULL	UG/L
LC34-DPT0594-033.0-20191118	GW	11/18/2019	31	35	TT111819	1,1,2-TRICHLOROTRIFLUOROETHANE	76-13-1	290	U	UG/L
LC34-DPT0594-033.0-20191118	GW	11/18/2019	31	35	TT111819	TRICHLOROETHENE	79-01-6	14200	NULL	UG/L
LC34-DPT0594-038.0-20191118	GW	11/18/2019	36	40	TT111819	CIS-1,2-DICHLOROETHENE	156-59-2	13700	NULL	UG/L
LC34-DPT0594-043.0-20191118	GW	11/18/2019	41	45	TT111819	1,1,2-TRICHLOROTRIFLUOROETHANE	76-13-1	500	U	UG/L
LC34-DPT0594-043.0-20191118	GW	11/18/2019	41	45	TT111819	TRICHLOROETHENE	79-01-6	414000	J	UG/L
LC34-DPT0594-048.0-20191118	GW	11/18/2019	46	50	TT111819	CIS-1,2-DICHLOROETHENE	156-59-2	55000	NULL	UG/L
LC34-DPT0594-053.0-20191118	GW	11/18/2019	51	55	TT111819	1,1,2-TRICHLOROTRIFLUOROETHANE	76-13-1	1200	NULL	UG/L
LC34-DPT0594-053.0-20191118	GW	11/18/2019	51	55	TT111819	TRICHLOROETHENE	79-01-6	813000	J	UG/L
LC34-DPT0594-058.0-20191118	GW	11/18/2019	56	60	TT111819	CIS-1,2-DICHLOROETHENE	156-59-2	25000	NULL	UG/L
LC34-DPT0594-063.0-20191118	GW	11/18/2019	61	65	TT111819	1,1,2-TRICHLOROTRIFLUOROETHANE	76-13-1	290	U	UG/L
LC34-DPT0594-063.0-20191118	GW	11/18/2019	61	65	TT111819	TRICHLOROETHENE	79-01-6	17900	NULL	UG/L
LC34-DPT0594-068.0-20191118	GW	11/18/2019	66	70	TT111819	CIS-1,2-DICHLOROETHENE	156-59-2	600	NULL	UG/L
LC34-DPT0594-073.0-20191119	GW	11/19/2019	71	75	TT111819	1,1,2-TRICHLOROTRIFLUOROETHANE	76-13-1	1000	U	UG/L
LC34-DPT0594-073.0-20191119	GW	11/19/2019	71	75	TT111819	TRICHLOROETHENE	79-01-6	177000	NULL	UG/L

Sample	Matrix	Sample Date	Top Depth	Bottom Depth	SDG	Parameter	CAS	Lab Result	Lab Qualifier	Units
LC34-DPT0594-078.0-20191119	GW	11/19/2019	76	80	TT111819	CIS-1,2-DICHLOROETHENE	156-59-2	20000	NULL	UG/L
LC34-DPT0594-083.0-20191119	GW	11/19/2019	81	85	TT111819	1,1,2-TRICHLOROTRIFLUOROETHANE	76-13-1	1000	U	UG/L
LC34-DPT0594-083.0-20191119	GW	11/19/2019	81	85	TT111819	TRICHLOROETHENE	79-01-6	115000	NULL	UG/L
LC34-DPT0595-008.0-20191119	GW	11/19/2019	6	10	TT111819	CIS-1,2-DICHLOROETHENE	156-59-2	3	NULL	UG/L
LC34-DPT0595-013.0-20191119	GW	11/19/2019	11	15	TT111819	1,1,2-TRICHLOROTRIFLUOROETHANE	76-13-1	1	U	UG/L
LC34-DPT0595-013.0-20191119	GW	11/19/2019	11	15	TT111819	TRICHLOROETHENE	79-01-6	1	U	UG/L
LC34-DPT0595-018.0-20191119	GW	11/19/2019	16	20	TT111819	CIS-1,2-DICHLOROETHENE	156-59-2	3	NULL	UG/L
LC34-DPT0595-023.0-20191119	GW	11/19/2019	21	25	TT111819	1,1,2-TRICHLOROTRIFLUOROETHANE	76-13-1	1	U	UG/L
LC34-DPT0595-023.0-20191119	GW	11/19/2019	21	25	TT111819	TRICHLOROETHENE	79-01-6	1	U	UG/L
LC34-DPT0595-028.0-20191119	GW	11/19/2019	26	30	TT111819	CIS-1,2-DICHLOROETHENE	156-59-2	3	NULL	UG/L
LC34-DPT0595-033.0-20191119	GW	11/19/2019	31	35	TT111819	1,1,2-TRICHLOROTRIFLUOROETHANE	76-13-1	20	U	UG/L
LC34-DPT0595-033.0-20191119	GW	11/19/2019	31	35	TT111819	TRICHLOROETHENE	79-01-6	20	U	UG/L
LC34-DPT0595-038.0-20191119	GW	11/19/2019	36	40	TT111819	CIS-1,2-DICHLOROETHENE	156-59-2	50000	NULL	UG/L
LC34-DPT0601-073.0-20191120	GW	11/20/2019	71	75	TT111819	CIS-1,2-DICHLOROETHENE	156-59-2	89	NULL	UG/L
LC34-DPT0601-078.0-20191120	GW	11/20/2019	76	80	TT111819	1,1,2-TRICHLOROTRIFLUOROETHANE	76-13-1	100	U	UG/L
LC34-DPT0601-078.0-20191120	GW	11/20/2019	76	80	TT111819	TRICHLOROETHENE	79-01-6	9100	NULL	UG/L
LC34-DPT0601-083.0-20191120	GW	11/20/2019	81	85	TT111819	CIS-1,2-DICHLOROETHENE	156-59-2	50	NULL	UG/L
LC34-DPT0593-028.0-20191118	GW	11/18/2019	26	30	TT111819	TRANS-1,2-DICHLOROETHENE	156-60-5	4	NULL	UG/L
LC34-DPT0593-033.0-20191118	GW	11/18/2019	31	35	TT111819	1,1-DICHLOROETHENE	75-35-4	2	U	UG/L
LC34-DPT0593-033.0-20191118	GW	11/18/2019	31	35	TT111819	VINYL CHLORIDE	75-01-4	140	NULL	UG/L
LC34-DPT0593-038.0-20191118	GW	11/18/2019	36	40	TT111819	TRANS-1,2-DICHLOROETHENE	156-60-5	290	U	UG/L
LC34-DPT0593-043.0-20191118	GW	11/18/2019	41	45	TT111819	1,1-DICHLOROETHENE	75-35-4	100	U	UG/L
LC34-DPT0593-043.0-20191118	GW	11/18/2019	41	45	TT111819	VINYL CHLORIDE	75-01-4	42000	J	UG/L
LC34-DPT0593-048.0-20191118	GW	11/18/2019	46	50	TT111819	TRANS-1,2-DICHLOROETHENE	156-60-5	560	NULL	UG/L
LC34-DPT0593-053.0-20191118	GW	11/18/2019	51	55	TT111819	1,1-DICHLOROETHENE	75-35-4	1000	U	UG/L
LC34-DPT0593-053.0-20191118	GW	11/18/2019	51	55	TT111819	VINYL CHLORIDE	75-01-4	3000	NULL	UG/L
LC34-DPT0593-058.0-20191118	GW	11/18/2019	56	60	TT111819	TRANS-1,2-DICHLOROETHENE	156-60-5	520	NULL	UG/L
LC34-DPT0593-063.0-20191118	GW	11/18/2019	61	65	TT111819	1,1-DICHLOROETHENE	75-35-4	2	U	UG/L
LC34-DPT0593-063.0-20191118	GW	11/18/2019	61	65	TT111819	VINYL CHLORIDE	75-01-4	2	U	UG/L
LC34-DPT0593-068.0-20191118	GW	11/18/2019	66	70	TT111819	TRANS-1,2-DICHLOROETHENE	156-60-5	10	U	UG/L
LC34-DPT0593-073.0-20191118	GW	11/18/2019	71	75	TT111819	1,1-DICHLOROETHENE	75-35-4	10	U	UG/L
LC34-DPT0593-073.0-20191118	GW	11/18/2019	71	75	TT111819	VINYL CHLORIDE	75-01-4	10	U	UG/L
LC34-DPT0593-078.0-20191118	GW	11/18/2019	76	80	TT111819	TRANS-1,2-DICHLOROETHENE	156-60-5	3	U	UG/L
LC34-DPT0593-083.0-20191118	GW	11/18/2019	81	85	TT111819	1,1-DICHLOROETHENE	75-35-4	2	U	UG/L
LC34-DPT0593-083.0-20191118	GW	11/18/2019	81	85	TT111819	VINYL CHLORIDE	75-01-4	2	U	UG/L
LC34-DPT0594-008.0-20191118	GW	11/18/2019	6	10	TT111819	TRANS-1,2-DICHLOROETHENE	156-60-5	2	U	UG/L
LC34-DPT0594-013.0-20191118	GW	11/18/2019	11	15	TT111819	1,1-DICHLOROETHENE	75-35-4	1	U	UG/L
LC34-DPT0594-013.0-20191118	GW	11/18/2019	11	15	TT111819	VINYL CHLORIDE	75-01-4	220	J	UG/L
LC34-DPT0594-018.0-20191118	GW	11/18/2019	16	20	TT111819	TRANS-1,2-DICHLOROETHENE	156-60-5	1	U	UG/L
LC34-DPT0594-023.0-20191118	GW	11/18/2019	21	25	TT111819	1,1-DICHLOROETHENE	75-35-4	1	U	UG/L

Sample	Matrix	Sample Date	Top Depth	Bottom Depth	SDG	Parameter	CAS	Lab Result	Lab Qualifier	Units
LC34-DPT0594-023.0-20191118	GW	11/18/2019	21	25	TT111819	VINYL CHLORIDE	75-01-4	240	J	UG/L
LC34-DPT0594-028.0-20191118	GW	11/18/2019	26	30	TT111819	TRANS-1,2-DICHLOROETHENE	156-60-5	4	NULL	UG/L
LC34-DPT0594-033.0-20191118	GW	11/18/2019	31	35	TT111819	1,1-DICHLOROETHENE	75-35-4	290	U	UG/L
LC34-DPT0594-033.0-20191118	GW	11/18/2019	31	35	TT111819	VINYL CHLORIDE	75-01-4	290	U	UG/L
LC34-DPT0594-038.0-20191118	GW	11/18/2019	36	40	TT111819	TRANS-1,2-DICHLOROETHENE	156-60-5	680	NULL	UG/L
LC34-DPT0594-043.0-20191118	GW	11/18/2019	41	45	TT111819	1,1-DICHLOROETHENE	75-35-4	500	U	UG/L
LC34-DPT0594-043.0-20191118	GW	11/18/2019	41	45	TT111819	VINYL CHLORIDE	75-01-4	840	NULL	UG/L
LC34-DPT0594-048.0-20191118	GW	11/18/2019	46	50	TT111819	TRANS-1,2-DICHLOROETHENE	156-60-5	940	NULL	UG/L
LC34-DPT0594-053.0-20191118	GW	11/18/2019	51	55	TT111819	1,1-DICHLOROETHENE	75-35-4	1000	U	UG/L
LC34-DPT0594-053.0-20191118	GW	11/18/2019	51	55	TT111819	VINYL CHLORIDE	75-01-4	1000	U	UG/L
LC34-DPT0594-058.0-20191118	GW	11/18/2019	56	60	TT111819	TRANS-1,2-DICHLOROETHENE	156-60-5	1000	U	UG/L
LC34-DPT0594-063.0-20191118	GW	11/18/2019	61	65	TT111819	1,1-DICHLOROETHENE	75-35-4	290	U	UG/L
LC34-DPT0594-063.0-20191118	GW	11/18/2019	61	65	TT111819	VINYL CHLORIDE	75-01-4	1300	NULL	UG/L
LC34-DPT0594-068.0-20191118	GW	11/18/2019	66	70	TT111819	TRANS-1,2-DICHLOROETHENE	156-60-5	100	U	UG/L
LC34-DPT0594-073.0-20191119	GW	11/19/2019	71	75	TT111819	1,1-DICHLOROETHENE	75-35-4	1000	U	UG/L
LC34-DPT0594-073.0-20191119	GW	11/19/2019	71	75	TT111819	VINYL CHLORIDE	75-01-4	1000	U	UG/L
LC34-DPT0594-078.0-20191119	GW	11/19/2019	76	80	TT111819	TRANS-1,2-DICHLOROETHENE	156-60-5	1000	U	UG/L
LC34-DPT0594-083.0-20191119	GW	11/19/2019	81	85	TT111819	1,1-DICHLOROETHENE	75-35-4	1000	U	UG/L
LC34-DPT0594-083.0-20191119	GW	11/19/2019	81	85	TT111819	VINYL CHLORIDE	75-01-4	1000	U	UG/L
LC34-DPT0595-008.0-20191119	GW	11/19/2019	6	10	TT111819	TRANS-1,2-DICHLOROETHENE	156-60-5	1	U	UG/L
LC34-DPT0595-013.0-20191119	GW	11/19/2019	11	15	TT111819	1,1-DICHLOROETHENE	75-35-4	1	U	UG/L
LC34-DPT0595-013.0-20191119	GW	11/19/2019	11	15	TT111819	VINYL CHLORIDE	75-01-4	31	NULL	UG/L
LC34-DPT0595-018.0-20191119	GW	11/19/2019	16	20	TT111819	TRANS-1,2-DICHLOROETHENE	156-60-5	1	U	UG/L
LC34-DPT0595-023.0-20191119	GW	11/19/2019	21	25	TT111819	1,1-DICHLOROETHENE	75-35-4	1	U	UG/L
LC34-DPT0595-023.0-20191119	GW	11/19/2019	21	25	TT111819	VINYL CHLORIDE	75-01-4	53	NULL	UG/L
LC34-DPT0595-028.0-20191119	GW	11/19/2019	26	30	TT111819	TRANS-1,2-DICHLOROETHENE	156-60-5	3	NULL	UG/L
LC34-DPT0595-033.0-20191119	GW	11/19/2019	31	35	TT111819	1,1-DICHLOROETHENE	75-35-4	20	U	UG/L
LC34-DPT0595-033.0-20191119	GW	11/19/2019	31	35	TT111819	VINYL CHLORIDE	75-01-4	3200	NULL	UG/L
LC34-DPT0595-038.0-20191119	GW	11/19/2019	36	40	TT111819	TRANS-1,2-DICHLOROETHENE	156-60-5	290	U	UG/L
LC34-DPT0601-083.0-20191120	GW	11/20/2019	81	85	TT111819	TRANS-1,2-DICHLOROETHENE	156-60-5	3	NULL	UG/L
LC34-DPT0674-098.0-20191120	GW	11/20/2019	-9999	-9999	TT111819	1,1-DICHLOROETHENE	75-35-4	1	U	UG/L
LC34-DPT0674-098.0-20191120	GW	11/20/2019	-9999	-9999	TT111819	VINYL CHLORIDE	75-01-4	1	U	UG/L
LC34-DPT0601-083.0-20191120	GW	11/20/2019	81	85	TT111819	TRICHLOROETHENE	79-01-6	40	NULL	UG/L
LC34-DPT0674-098.0-20191120	GW	11/20/2019	-9999	-9999	TT111819	CIS-1,2-DICHLOROETHENE	156-59-2	1	U	UG/L
LC34-DPT0683-083.0-20191122	GW	11/22/2019	81	85	TT111819	1,1,2-TRICHLOROTRIFLUOROETHANE	76-13-1	1	U	UG/L
LC34-DPT0683-083.0-20191122	GW	11/22/2019	81	85	TT111819	TRICHLOROETHENE	79-01-6	1	U	UG/L
LC34-DPT0684-083.0-20191122	GW	11/22/2019	81	85	TT111819	CIS-1,2-DICHLOROETHENE	156-59-2	1100	NULL	UG/L
LC34-DPT0686-083.0-20191122	GW	11/22/2019	81	85	TT111819	1,1-DICHLOROETHENE	75-35-4	1	U	UG/L
LC34-DPT0686-083.0-20191122	GW	11/22/2019	81	85	TT111819	VINYL CHLORIDE	75-01-4	1	U	UG/L
LC34-DPT0689-058.0-20191122	GW	11/22/2019	56	60	TT111819	TRANS-1,2-DICHLOROETHENE	156-60-5	1	U	UG/L

Sample	Matrix	Sample Date	Top Depth	Bottom Depth	SDG	Parameter	CAS	Lab Result	Lab Qualifier	Units
LC34-DPT0692-083.0-20191122	GW	11/22/2019	81	85	TT111819	1,1-DICHLOROETHENE	75-35-4	1	U	UG/L
LC34-DPT0692-083.0-20191122	GW	11/22/2019	81	85	TT111819	VINYL CHLORIDE	75-01-4	1	U	UG/L
LC34-DPT0692-088.0-20191122	GW	11/22/2019	-9999	-9999	TT111819	TRANS-1,2-DICHLOROETHENE	156-60-5	2	NULL	UG/L
LC34-DPT0699-028.0-20191121	GW	11/21/2019	26	30	TT111819	1,1-DICHLOROETHENE	75-35-4	20	U	UG/L
LC34-DPT0699-028.0-20191121	GW	11/21/2019	26	30	TT111819	VINYL CHLORIDE	75-01-4	1300	NULL	UG/L
LC34-DPT0699-058.0-20191121	GW	11/21/2019	56	60	TT111819	TRANS-1,2-DICHLOROETHENE	156-60-5	1	U	UG/L
LC34-DPT0699-068.0-20191121	GW	11/21/2019	66	70	TT111819	1,1-DICHLOROETHENE	75-35-4	1	U	UG/L
LC34-DPT0699-068.0-20191121	GW	11/21/2019	66	70	TT111819	VINYL CHLORIDE	75-01-4	3	NULL	UG/L
LC34-DPT0699-083.0-20191121	GW	11/21/2019	81	85	TT111819	TRANS-1,2-DICHLOROETHENE	156-60-5	1	U	UG/L
LC34-IW0166-090.5-20191120	GW	11/20/2019	-9999	-9999	TT111819	1,1-DICHLOROETHENE	75-35-4	290	U	UG/L
LC34-IW0166-090.5-20191120	GW	11/20/2019	-9999	-9999	TT111819	VINYL CHLORIDE	75-01-4	290	U	UG/L
LC34-IW0167-090.5-20191120	GW	11/20/2019	-9999	-9999	TT111819	TRANS-1,2-DICHLOROETHENE	156-60-5	1000	U	UG/L
LC34-DPT0683-083.0-20191122	GW	11/22/2019	81	85	TT111819	1,1-DICHLOROETHENE	75-35-4	1	U	UG/L
LC34-DPT0683-083.0-20191122	GW	11/22/2019	81	85	TT111819	VINYL CHLORIDE	75-01-4	1	NULL	UG/L
LC34-DPT0684-083.0-20191122	GW	11/22/2019	81	85	TT111819	TRANS-1,2-DICHLOROETHENE	156-60-5	10	U	UG/L
LC34-DPT0686-083.0-20191122	GW	11/22/2019	81	85	TT111819	CIS-1,2-DICHLOROETHENE	156-59-2	1	U	UG/L
LC34-DPT0689-058.0-20191122	GW	11/22/2019	56	60	TT111819	1,1,2-TRICHLOROTRIFLUOROETHANE	76-13-1	1	U	UG/L
LC34-DPT0689-058.0-20191122	GW	11/22/2019	56	60	TT111819	TRICHLOROETHENE	79-01-6	3	NULL	UG/L
LC34-DPT0692-083.0-20191122	GW	11/22/2019	81	85	TT111819	CIS-1,2-DICHLOROETHENE	156-59-2	5	NULL	UG/L
LC34-DPT0692-088.0-20191122	GW	11/22/2019	-9999	-9999	TT111819	1,1,2-TRICHLOROTRIFLUOROETHANE	76-13-1	1	U	UG/L
LC34-DPT0692-088.0-20191122	GW	11/22/2019	-9999	-9999	TT111819	TRICHLOROETHENE	79-01-6	1	U	UG/L
LC34-DPT0699-028.0-20191121	GW	11/21/2019	26	30	TT111819	CIS-1,2-DICHLOROETHENE	156-59-2	670	NULL	UG/L
LC34-DPT0699-058.0-20191121	GW	11/21/2019	56	60	TT111819	1,1,2-TRICHLOROTRIFLUOROETHANE	76-13-1	1	U	UG/L
LC34-DPT0699-058.0-20191121	GW	11/21/2019	56	60	TT111819	TRICHLOROETHENE	79-01-6	1	U	UG/L
LC34-DPT0699-068.0-20191121	GW	11/21/2019	66	70	TT111819	CIS-1,2-DICHLOROETHENE	156-59-2	8	NULL	UG/L
LC34-DPT0699-083.0-20191121	GW	11/21/2019	81	85	TT111819	1,1,2-TRICHLOROTRIFLUOROETHANE	76-13-1	1	U	UG/L
LC34-DPT0699-083.0-20191121	GW	11/21/2019	81	85	TT111819	TRICHLOROETHENE	79-01-6	1	U	UG/L
LC34-IW0166-090.5-20191120	GW	11/20/2019	-9999	-9999	TT111819	CIS-1,2-DICHLOROETHENE	156-59-2	2300	NULL	UG/L
LC34-IW0167-090.5-20191120	GW	11/20/2019	-9999	-9999	TT111819	1,1,2-TRICHLOROTRIFLUOROETHANE	76-13-1	2200	NULL	UG/L
LC34-IW0167-090.5-20191120	GW	11/20/2019	-9999	-9999	TT111819	TRICHLOROETHENE	79-01-6	414000	J	UG/L
LC34-DPT0674-098.0-20191120	GW	11/20/2019	-9999	-9999	TT111819	1,1,2-TRICHLOROTRIFLUOROETHANE	76-13-1	1	U	UG/L
LC34-DPT0674-098.0-20191120	GW	11/20/2019	-9999	-9999	TT111819	TRICHLOROETHENE	79-01-6	1	NULL	UG/L
LC34-DPT0683-083.0-20191122	GW	11/22/2019	81	85	TT111819	CIS-1,2-DICHLOROETHENE	156-59-2	1	U	UG/L
LC34-DPT0684-083.0-20191122	GW	11/22/2019	81	85	TT111819	1,1,2-TRICHLOROTRIFLUOROETHANE	76-13-1	10	U	UG/L
LC34-DPT0684-083.0-20191122	GW	11/22/2019	81	85	TT111819	TRICHLOROETHENE	79-01-6	820	NULL	UG/L
LC34-DPT0686-083.0-20191122	GW	11/22/2019	81	85	TT111819	TRANS-1,2-DICHLOROETHENE	156-60-5	1	U	UG/L
LC34-DPT0689-058.0-20191122	GW	11/22/2019	56	60	TT111819	1,1-DICHLOROETHENE	75-35-4	1	U	UG/L
LC34-DPT0689-058.0-20191122	GW	11/22/2019	56	60	TT111819	VINYL CHLORIDE	75-01-4	1	U	UG/L
LC34-DPT0692-083.0-20191122	GW	11/22/2019	81	85	TT111819	TRANS-1,2-DICHLOROETHENE	156-60-5	1	U	UG/L
LC34-DPT0692-088.0-20191122	GW	11/22/2019	-9999	-9999	TT111819	1,1-DICHLOROETHENE	75-35-4	1	U	UG/L

Sample	Matrix	Sample Date	Top Depth	Bottom Depth	SDG	Parameter	CAS	Lab Result	Lab Qualifier	Units
LC34-DPT0692-088.0-20191122	GW	11/22/2019	-9999	-9999	TT111819	VINYL CHLORIDE	75-01-4	3	NULL	UG/L
LC34-DPT0699-028.0-20191121	GW	11/21/2019	26	30	TT111819	TRANS-1,2-DICHLOROETHENE	156-60-5	22	NULL	UG/L
LC34-DPT0699-058.0-20191121	GW	11/21/2019	56	60	TT111819	1,1-DICHLOROETHENE	75-35-4	1	U	UG/L
LC34-DPT0699-058.0-20191121	GW	11/21/2019	56	60	TT111819	VINYL CHLORIDE	75-01-4	4	NULL	UG/L
LC34-DPT0699-068.0-20191121	GW	11/21/2019	66	70	TT111819	TRANS-1,2-DICHLOROETHENE	156-60-5	1	U	UG/L
LC34-DPT0699-083.0-20191121	GW	11/21/2019	81	85	TT111819	1,1-DICHLOROETHENE	75-35-4	1	U	UG/L
LC34-DPT0699-083.0-20191121	GW	11/21/2019	81	85	TT111819	VINYL CHLORIDE	75-01-4	1	NULL	UG/L
LC34-IW0166-090.5-20191120	GW	11/20/2019	-9999	-9999	TT111819	TRANS-1,2-DICHLOROETHENE	156-60-5	290	U	UG/L
LC34-IW0167-090.5-20191120	GW	11/20/2019	-9999	-9999	TT111819	1,1-DICHLOROETHENE	75-35-4	1000	U	UG/L
LC34-IW0167-090.5-20191120	GW	11/20/2019	-9999	-9999	TT111819	VINYL CHLORIDE	75-01-4	1000	U	UG/L
LC34-DPT0683-083.0-20191122	GW	11/22/2019	81	85	TT111819	TRANS-1,2-DICHLOROETHENE	156-60-5	1	U	UG/L
LC34-DPT0684-083.0-20191122	GW	11/22/2019	81	85	TT111819	1,1-DICHLOROETHENE	75-35-4	10	U	UG/L
LC34-DPT0684-083.0-20191122	GW	11/22/2019	81	85	TT111819	VINYL CHLORIDE	75-01-4	10	U	UG/L
LC34-DPT0686-083.0-20191122	GW	11/22/2019	81	85	TT111819	1,1,2-TRICHLOROTRIFLUOROETHANE	76-13-1	1	U	UG/L
LC34-DPT0686-083.0-20191122	GW	11/22/2019	81	85	TT111819	TRICHLOROETHENE	79-01-6	1	U	UG/L
LC34-DPT0689-058.0-20191122	GW	11/22/2019	56	60	TT111819	CIS-1,2-DICHLOROETHENE	156-59-2	12	NULL	UG/L
LC34-DPT0692-083.0-20191122	GW	11/22/2019	81	85	TT111819	1,1,2-TRICHLOROTRIFLUOROETHANE	76-13-1	1	U	UG/L
LC34-DPT0692-083.0-20191122	GW	11/22/2019	81	85	TT111819	TRICHLOROETHENE	79-01-6	1	U	UG/L
LC34-DPT0692-088.0-20191122	GW	11/22/2019	-9999	-9999	TT111819	CIS-1,2-DICHLOROETHENE	156-59-2	39	NULL	UG/L
LC34-DPT0699-028.0-20191121	GW	11/21/2019	26	30	TT111819	1,1,2-TRICHLOROTRIFLUOROETHANE	76-13-1	20	U	UG/L
LC34-DPT0699-028.0-20191121	GW	11/21/2019	26	30	TT111819	TRICHLOROETHENE	79-01-6	140	NULL	UG/L
LC34-DPT0699-058.0-20191121	GW	11/21/2019	56	60	TT111819	CIS-1,2-DICHLOROETHENE	156-59-2	12	NULL	UG/L
LC34-DPT0699-068.0-20191121	GW	11/21/2019	66	70	TT111819	1,1,2-TRICHLOROTRIFLUOROETHANE	76-13-1	1	U	UG/L
LC34-DPT0699-068.0-20191121	GW	11/21/2019	66	70	TT111819	TRICHLOROETHENE	79-01-6	2	NULL	UG/L
LC34-DPT0699-083.0-20191121	GW	11/21/2019	81	85	TT111819	CIS-1,2-DICHLOROETHENE	156-59-2	3	NULL	UG/L
LC34-IW0166-090.5-20191120	GW	11/20/2019	-9999	-9999	TT111819	1,1,2-TRICHLOROTRIFLUOROETHANE	76-13-1	290	U	UG/L
LC34-IW0166-090.5-20191120	GW	11/20/2019	-9999	-9999	TT111819	TRICHLOROETHENE	79-01-6	8400	NULL	UG/L
LC34-IW0167-090.5-20191120	GW	11/20/2019	-9999	-9999	TT111819	CIS-1,2-DICHLOROETHENE	156-59-2	40800	NULL	UG/L

National Aeronautics and Space Administration

PERMISSION TO PUBLISH

Analytical Labs of Florida, Inc. grants NASA and the U.S. Government permission to reproduce, publish, and distribute Resource Conservation and Recovery Act (RCRA) Program Documents, submitted in 2018 or beyond, hereinafter referred to as "the Work," in any form, language, or manner, now or hereafter known or developed, throughout the world, and to authorize others to do so on its behalf.

Analytical Labs of Florida, Inc. certifies that the Work does not infringe any existing copyright, proprietary right, or other right of a third party; and all clearance permissions, if necessary, to use materials of third parties have been obtained.

Dale A. Schamp

Signature

Date 10/31/18

Company Name: Analytical Labs of Florida, Inc.
Company Representative Name: Dale Schamp
Company Representative Title: Lab Director
Company Address: 2265 Leaside Court, Merritt Island, Fl.
Company Representative Phone: 321-258-1355
Company Representative E-Mail: mobilealf@cs.com

The results set forth herein are provided by SGS North America Inc.

e-Hardcopy 2.0
Automated Report

Technical Report for

Tetra Tech NUS

NASA-LC 34

112G08069

SGS Job Number: FA60039

Sampling Dates: 12/03/18 - 12/04/18



Report to:

Tetra-Tech, Inc.
661 Andersen Drive Foster Plaza 7
Pittsburgh, PA 15220
mark.jonnet@tetratech.com; steve.ruffing@tetratech.com

ATTN: Mark Jonnet

Total number of pages in report: **946**

Test results contained within this data package meet the requirements of the National Environmental Laboratory Accreditation Program and/or state specific certification programs as applicable.

Caitlin Brice, M.S.
General Manager

Client Service contact: Allison Losada 407-425-6700

Certifications: FL(E83510), LA(03051), KS(E-10327), IL(200063), NC(573), NJ(FL002), NY(12022), SC(96038001) DoD ELAP(ANAB L2229), AZ(AZ0806), CA(2937), TX(T104704404), PA(68-03573), VA(460177), AK, AR, IA, KY, MA, MS, ND, NH, NV, OK, OR, UT, WA, WV

This report shall not be reproduced, except in its entirety, without the written approval of SGS.
Test results relate only to samples analyzed.

SGS is the sole authority for authorizing edits or modifications to this document.
Unauthorized modification of this report is strictly prohibited.
Review standard terms at: http://www.sgs.com/en/terms-and-conditions

Please share your ideas about how we can serve you better at:
EHS.US.CustomerCare@sgs.com

Sections: 1 2 3 4 5 6 7

Table of Contents

Section 1: Sample Summary **3**
Section 2: Case Narrative/Conformance Summary **5**
Section 3: Summary of Hits **7**
Section 4: Sample Results **9**
4.1: FA60039-1: LC34-IW0045D2-110.0-20181203 10
4.2: FA60039-2: LC34-IW0042D2-089.5-20181203 12
4.3: FA60039-3: LC34-IW0066D1-070.0-20181203 14
4.4: FA60039-4: LC34-IW0031D-042.5-20181203 16
4.5: FA60039-5: LC34-IW0031I-027.5-20181203 18
4.6: FA60039-6: LC34-IW0043D2-110.0-20181204 20
4.7: FA60039-7: LC34-IW0044D2-110.0-20181204 22
4.8: FA60039-8: LC34-IW0068D-040.5-20181204 24
4.9: FA60039-9: LC34-IW0015D-042.5-20181204 26
4.10: FA60039-10: LC34-IW0024I-031.5-20181204 28
4.11: FA60039-11: LC34-IW0024S-008.7-20181204 30
4.12: FA60039-12: LC34-IW0037I-025.5-20181204 32
4.13: FA60039-13: LC34-IW0037S-007.6-20181204 34
4.14: FA60039-14: LC34-IW0059I-025.5-20181204 36
4.15: FA60039-15: LC34-IW0059S-008.0-20181204 38
Section 5: Misc. Forms **40**
5.1: Chain of Custody 41
Section 6: MS Volatiles - QC Data Summaries **44**
6.1: Method Blank Summary 45
6.2: Blank Spike Summary 58
6.3: Matrix Spike/Matrix Spike Duplicate Summary 71
6.4: Instrument Performance Checks (BFB) 84
6.5: Internal Standard Area Summaries 104
6.6: Surrogate Recovery Summaries 115
6.7: Initial and Continuing Calibration Summaries 117
Section 7: MS Volatiles - Raw Data **231**
7.1: Samples 232
7.2: Method Blanks 320
7.3: Blank Spikes 341
7.4: Matrix Spike/Matrix Spike Duplicates 389
7.5: Instrument Performance Checks (BFB) 486
7.6: Initial and Continuing Calibrations 506
7.7: Instrument Run Logs 932

Sample Summary

Tetra Tech NUS

Job No: FA60039

NASA-LC 34
Project No: 112G08069

Sample Number	Collected Date	Time	By	Received	Matrix Code	Type	Client Sample ID
FA60039-1	12/03/18	11:00	MBCS	12/08/18	AQ	Ground Water	LC34-IW0045D2-110.0-20181203
FA60039-2	12/03/18	12:00	MBCS	12/08/18	AQ	Ground Water	LC34-IW0042D2-089.5-20181203
FA60039-3	12/03/18	13:30	MBCS	12/08/18	AQ	Ground Water	LC34-IW0066D1-070.0-20181203
FA60039-4	12/03/18	14:10	MBCS	12/08/18	AQ	Ground Water	LC34-IW0031D-042.5-20181203
FA60039-5	12/03/18	14:45	MBCS	12/08/18	AQ	Ground Water	LC34-IW0031I-027.5-20181203
FA60039-6	12/04/18	09:30	MBCS	12/08/18	AQ	Ground Water	LC34-IW0043D2-110.0-20181204
FA60039-7	12/04/18	10:35	MBCS	12/08/18	AQ	Ground Water	LC34-IW0044D2-110.0-20181204
FA60039-8	12/04/18	11:10	MBCS	12/08/18	AQ	Ground Water	LC34-IW0068D-040.5-20181204
FA60039-9	12/04/18	11:45	MBCS	12/08/18	AQ	Ground Water	LC34-IW0015D-042.5-20181204
FA60039-10	12/04/18	13:00	MBCS	12/08/18	AQ	Ground Water	LC34-IW0024I-031.5-20181204
FA60039-11	12/04/18	13:40	MBCS	12/08/18	AQ	Ground Water	LC34-IW0024S-008.7-20181204
FA60039-12	12/04/18	14:25	MBCS	12/08/18	AQ	Ground Water	LC34-IW0037I-025.5-20181204
FA60039-13	12/04/18	15:10	MBCS	12/08/18	AQ	Ground Water	LC34-IW0037S-007.6-20181204

Sample Summary
(continued)

Tetra Tech NUS

Job No: FA60039

NASA-LC 34
Project No: 112G08069

Sample Number	Collected Date	Time	By	Received	Matrix Code	Matrix Type	Client Sample ID
FA60039-14	12/04/18	16:10	MBCS	12/08/18	AQ	Ground Water	LC34-IW0059I-025.5-20181204
FA60039-15	12/04/18	16:35	MBCS	12/08/18	AQ	Ground Water	LC34-IW0059S-008.0-20181204

SAMPLE DELIVERY GROUP CASE NARRATIVE

Client: Tetra Tech NUS **Job No** FA60039

Site: NASA-LC 34 **Report Date** 12/31/2018 10:45:58

15 Samples were collected between 12/03/2018 and 12/04/2018 and were received at SGS North America Inc - Orlando on 12/08/2018 properly preserved, at 4.4 Deg. C and intact. These samples received an SGS Orlando job number of FA60039. A listing of the Laboratory Sample ID, Client Sample ID and dates of collection are presented in the Results Summary Section. Except as noted below, all method specified calibrations and quality control performance criteria were met for this job. For more information, please refer to QC summary pages.

MS Volatiles By Method SW846 8260B

Matrix: AQ **Batch ID:** V1A560

Sample(s) FA60104-10MS, FA60104-10MSD were used as the QC samples indicated.

All method blanks for this batch meet method specific criteria.

The following samples were run outside of holding time for method SW846 8260B: FA60039-12, FA60039-14.

Samples analyzed beyond holding time; reported results are considered minimum values.

Matrix Spike Recovery(s) for Methyl Bromide are outside control limits. Probable cause is due to matrix interference.

FA60039-12: Sample analyzed beyond holding time; reported results are considered minimum values.

FA60039-14: Sample re-analyzed beyond hold time; reported results are considered minimum values. No sample available for reanalysis.

FA60039-14 for Methyl Bromide: Associated CCV outside control limits low.

Matrix: AQ **Batch ID:** V3C122

All samples were analyzed within the recommended method holding time.

All method blanks for this batch meet method specific criteria.

Sample(s) FA59920-1MS, FA59920-1MSD were used as the QC samples indicated.

Blank Spike Recovery(s) for Methyl Bromide are outside control limits.

Matrix Spike Recovery(s) for Methyl Bromide are outside control limits. Probable cause is due to matrix interference.

Matrix Spike Duplicate Recovery(s) for Methyl Bromide are outside control limits. Probable cause is due to matrix interference.

FA60039-9 for Methyl Bromide: Associated BS recovery outside control limits low. Associated CCV outside of control limits low.

Matrix: AQ **Batch ID:** V3C123

Sample(s) FA60039-10MS, FA60039-10MSD were used as the QC samples indicated.

All method blanks for this batch meet method specific criteria.

The following samples were run outside of holding time for method SW846 8260B: FA60039-10, FA60039-11, FA60039-12, FA60039-13, FA60039-15

Blank Spike Recovery(s) for Methyl Bromide are outside control limits.

Matrix Spike Recovery(s) for Methyl Bromide are outside control limits. Probable cause is due to matrix interference.

Matrix Spike Duplicate Recovery(s) for Methyl Bromide are outside control limits. Probable cause is due to matrix interference.

RPD(s) for MSD for Methyl Bromide are outside control limits for sample FA60039-10MSD. Probable cause is due to sample non-homogeneity.

FA60039-10 for Methyl Bromide: Associated BS recovery outside control limits low.

FA60039-11 for Chloroethane: Associated CCV outside control limits.

FA60039-11 for Methyl Bromide: Associated BS recovery outside control limits low.

FA60039-13 for Chloroethane: Associated CCV outside control limits.

FA60039-13 for Methyl Bromide: Associated BS recovery outside control limits low.

FA60039-15 for Chloroethane: Associated CCV outside control limits.

FA60039-15 for Methyl Bromide: Associated BS recovery outside control limits low.

Matrix: AQ **Batch ID:** VC5130

All method blanks for this batch meet method specific criteria.

Sample(s) FA60039-5MS, FA60039-5MSD were used as the QC samples indicated.

The following samples were run outside of holding time for method SW846 8260B: FA60039-1, FA60039-3, FA60039-4

Matrix: AQ **Batch ID:** VC5132

All method blanks for this batch meet method specific criteria.

Sample(s) FA60017-2MS, FA60017-2MSD were used as the QC samples indicated.

The following samples were run outside of holding time for method SW846 8260B: FA60039-2 Sample re-analyzed beyond hold time; reported results are considered minimum values.

FA60039-2: Sample re-analyzed beyond hold time; reported results are considered minimum values.

Matrix: AQ **Batch ID:** VC5135

Sample(s) FA60135-15MS, FA60135-15MSD were used as the QC samples indicated.

All method blanks for this batch meet method specific criteria.

The following samples were run outside of holding time for method SW846 8260B: FA60039-9

Sample analyzed beyond hold time; reported results are considered minimum values.

FA60039-9: Sample analyzed beyond hold time; reported results are considered minimum values.

Matrix: AQ **Batch ID:** VI1805

All samples were analyzed within the recommended method holding time.

All method blanks for this batch meet method specific criteria.

Sample(s) FA59920-15MS, FA59920-15MSD were used as the QC samples indicated.

Matrix Spike Recovery(s) for Carbon Disulfide are outside control limits. Probable cause is due to matrix interference.

Matrix Spike Duplicate Recovery(s) for Carbon Disulfide, cis-1,3-Dichloropropene are outside control limits.

Probable cause is due to matrix interference.

FA60039-1 for 2-Butanone (MEK): Associated CCV outside of control limits high, sample was ND.

FA60039-2 for 2-Butanone (MEK): Associated CCV outside of control limits high, sample was ND.

FA60039-3 for 2-Butanone (MEK): Associated CCV outside of control limits high, sample was ND.

FA60039-4 for 2-Butanone (MEK): Associated CCV outside of control limits high, sample was ND.

FA60039-5 for 2-Butanone (MEK): Associated CCV outside of control limits high, sample was ND.

FA60039-6 for 2-Butanone (MEK): Associated CCV outside of control limits high, sample was ND.

FA60039-7 for 2-Butanone (MEK): Associated CCV outside of control limits high, sample was ND.

Matrix: AQ **Batch ID:** VY1551

All method blanks for this batch meet method specific criteria.

Sample(s) FA60039-8MS, FA60039-8MSD were used as the QC samples indicated.

The following samples were run outside of holding time for method SW846 8260B: FA60039-8

VY1551-BS: No ECC for this run.

Matrix Spike Recovery(s) for Vinyl Chloride are outside control limits. Outside control limits due to high level in sample relative to spike amount.

Matrix Spike Duplicate Recovery(s) for Methyl Bromide, Vinyl Chloride are outside control limits. Probable cause is due to matrix interference.

RPD(s) for MSD for Chloroethane are outside control limits for sample FA60039-8MSD. Probable cause is due to sample non-homogeneity.

FA60039-8 for Methyl Bromide: Associated CCV outside control limits low.

FA60039-8 for Carbon Tetrachloride: Associated CCV outside control limits high.

FA60039-8 for Trichlorofluoromethane: Associated CCV outside control limits high.

SGS Orlando certifies that this report meets the project requirements for analytical data produced for the samples as received at SGS Orlando and as stated on the COC. SGS Orlando certifies that the data meets the Data Quality Objectives for precision, accuracy and completeness as specified in the SGS Orlando Quality Manual except as noted above. This report is to be used in its entirety. SGS Orlando is not responsible for any assumptions of data quality if partial data packages are used.

Narrative prepared by:

_____

Ariel Hartney, Client Services *(Signature on File)*

Summary of Hits

Job Number: FA60039
Account: Tetra Tech NUS
Project: NASA-LC 34
Collected: 12/03/18 thru 12/04/18

Lab Sample ID / Analyte	Client Sample ID	Result/ Qual	PQL	MDL	Units	Method
FA60039-1	**LC34-IW0045D2-110.0-20181203**					
cis-1,2-Dichloroethylene		1.9	1.0	0.28	ug/l	SW846 8260B
Trichloroethylene		0.68 I	1.0	0.35	ug/l	SW846 8260B
FA60039-2	**LC34-IW0042D2-089.5-20181203**					
No hits reported in this sample.						
FA60039-3	**LC34-IW0066D1-070.0-20181203**					
No hits reported in this sample.						
FA60039-4	**LC34-IW0031D-042.5-20181203**					
cis-1,2-Dichloroethylene		2.0	1.0	0.28	ug/l	SW846 8260B
Vinyl Chloride		36.0	1.0	0.41	ug/l	SW846 8260B
FA60039-5	**LC34-IW0031I-027.5-20181203**					
cis-1,2-Dichloroethylene		20600	250	69	ug/l	SW846 8260B
trans-1,2-Dichloroethylene		79.5 I	250	55	ug/l	SW846 8260B
Vinyl Chloride		15800	250	100	ug/l	SW846 8260B
FA60039-6	**LC34-IW0043D2-110.0-20181204**					
cis-1,2-Dichloroethylene		2.0	1.0	0.28	ug/l	SW846 8260B
FA60039-7	**LC34-IW0044D2-110.0-20181204**					
No hits reported in this sample.						
FA60039-8	**LC34-IW0068D-040.5-20181204**					
cis-1,2-Dichloroethylene		3160	100	28	ug/l	SW846 8260B
trans-1,2-Dichloroethylene		7.4 I	25	5.5	ug/l	SW846 8260B
Vinyl Chloride		1590	25	10	ug/l	SW846 8260B
FA60039-9	**LC34-IW0015D-042.5-20181204**					
cis-1,2-Dichloroethylene		1.0	1.0	0.28	ug/l	SW846 8260B
trans-1,2-Dichloroethylene		1.4	1.0	0.22	ug/l	SW846 8260B
Vinyl Chloride [a]		255	10	4.1	ug/l	SW846 8260B

Summary of Hits

Job Number: FA60039
Account: Tetra Tech NUS
Project: NASA-LC 34
Collected: 12/03/18 thru 12/04/18

Lab Sample ID / Analyte	Client Sample ID	Result/ Qual	PQL	MDL	Units	Method
FA60039-10	**LC34-IW0024I-031.5-20181204**					
cis-1,2-Dichloroethylene		0.97 I	1.0	0.28	ug/l	SW846 8260B
Vinyl Chloride		6.0	1.0	0.41	ug/l	SW846 8260B
FA60039-11	**LC34-IW0024S-008.7-20181204**					
No hits reported in this sample.						
FA60039-12	**LC34-IW0037I-025.5-20181204**					
cis-1,2-Dichloroethylene		2160	100	28	ug/l	SW846 8260B
trans-1,2-Dichloroethylene [b]		17.6 I	20	4.4	ug/l	SW846 8260B
Vinyl Chloride		664	100	41	ug/l	SW846 8260B
FA60039-13	**LC34-IW0037S-007.6-20181204**					
cis-1,2-Dichloroethylene		1.5	1.0	0.28	ug/l	SW846 8260B
Vinyl Chloride		7.2	1.0	0.41	ug/l	SW846 8260B
FA60039-14	**LC34-IW0059I-025.5-20181204**					
cis-1,2-Dichloroethylene [c]		1.9	1.0	0.28	ug/l	SW846 8260B
Vinyl Chloride [c]		1.8	1.0	0.41	ug/l	SW846 8260B
FA60039-15	**LC34-IW0059S-008.0-20181204**					
No hits reported in this sample.						

(a) Sample analyzed beyond hold time; reported results are considered minimum values.
(b) Sample analyzed beyond holding time; reported results are considered minimum values.
(c) Sample re-analyzed beyond hold time; reported results are considered minimum values. No sample available for reanalysis.

Sample Results

Report of Analysis

SGS North America Inc.

Report of Analysis

Client Sample ID:	LC34-IW0045D2-110.0-20181203		
Lab Sample ID:	FA60039-1	**Date Sampled:**	12/03/18
Matrix:	AQ - Ground Water	**Date Received:**	12/08/18
Method:	SW846 8260B	**Percent Solids:**	n/a
Project:	NASA-LC 34		

	File ID	DF	Analyzed	By	Prep Date	Prep Batch	Analytical Batch
Run #1	I59359.D	1	12/14/18 16:44	AJ	n/a	n/a	VI1805
Run #2	C0129260.D	1	12/17/18 13:08	SO	n/a	n/a	VC5130

	Purge Volume
Run #1	5.0 ml
Run #2	5.0 ml

VOA Special List

CAS No.	Compound	Result	PQL	MDL	Units	Q
67-64-1	Acetone	10 U	25	10	ug/l	
71-43-2	Benzene	0.31 U	1.0	0.31	ug/l	
74-97-5	Bromochloromethane	0.45 U	1.0	0.45	ug/l	
75-27-4	Bromodichloromethane	0.24 U	1.0	0.24	ug/l	
75-25-2	Bromoform	0.41 U	1.0	0.41	ug/l	
78-93-3	2-Butanone (MEK) [a]	2.0 U	5.0	2.0	ug/l	
75-15-0	Carbon Disulfide	0.53 U	2.0	0.53	ug/l	
56-23-5	Carbon Tetrachloride	0.36 U	1.0	0.36	ug/l	
108-90-7	Chlorobenzene	0.20 U	1.0	0.20	ug/l	
75-00-3	Chloroethane	0.67 U	2.0	0.67	ug/l	
67-66-3	Chloroform	0.30 U	1.0	0.30	ug/l	
110-82-7	Cyclohexane	0.39 U	1.0	0.39	ug/l	
124-48-1	Dibromochloromethane	0.28 U	1.0	0.28	ug/l	
96-12-8	1,2-Dibromo-3-chloropropane	1.0 U	5.0	1.0	ug/l	
106-93-4	1,2-Dibromoethane	0.28 U	2.0	0.28	ug/l	
75-71-8	Dichlorodifluoromethane	0.50 U	2.0	0.50	ug/l	
95-50-1	1,2-Dichlorobenzene	0.32 U	1.0	0.32	ug/l	
541-73-1	1,3-Dichlorobenzene	0.22 U	1.0	0.22	ug/l	
106-46-7	1,4-Dichlorobenzene	0.26 U	1.0	0.26	ug/l	
75-34-3	1,1-Dichloroethane	0.34 U	1.0	0.34	ug/l	
107-06-2	1,2-Dichloroethane	0.31 U	1.0	0.31	ug/l	
75-35-4	1,1-Dichloroethylene	0.32 U	1.0	0.32	ug/l	
156-59-2	cis-1,2-Dichloroethylene	1.9	1.0	0.28	ug/l	
156-60-5	trans-1,2-Dichloroethylene	0.22 U	1.0	0.22	ug/l	
78-87-5	1,2-Dichloropropane	0.43 U	1.0	0.43	ug/l	
594-20-7	2,2-Dichloropropane	0.24 U [b]	1.0	0.24	ug/l	
10061-01-5	cis-1,3-Dichloropropene	0.29 U	1.0	0.29	ug/l	
10061-02-6	trans-1,3-Dichloropropene	0.21 U	1.0	0.21	ug/l	
100-41-4	Ethylbenzene	0.36 U	1.0	0.36	ug/l	
76-13-1	Freon 113	0.48 U	1.0	0.48	ug/l	
591-78-6	2-Hexanone	2.0 U	10	2.0	ug/l	
98-82-8	Isopropylbenzene	0.22 U	1.0	0.22	ug/l	

U = Not detected MDL = Method Detection Limit I = Result > = MDL but < PQL J = Estimated value
PQL = Practical Quantitation Limit V = Indicates analyte found in associated method blank
L = Indicates value exceeds calibration range N = Indicates presumptive evidence of a compound

Report of Analysis

Client Sample ID: LC34-IW0045D2-110.0-20181203
Lab Sample ID: FA60039-1
Matrix: AQ - Ground Water
Method: SW846 8260B
Project: NASA-LC 34

Date Sampled: 12/03/18
Date Received: 12/08/18
Percent Solids: n/a

VOA Special List

CAS No.	Compound	Result	PQL	MDL	Units	Q
79-20-9	Methyl Acetate	5.0 U [b]	20	5.0	ug/l	
74-83-9	Methyl Bromide	0.59 U	2.0	0.59	ug/l	
74-87-3	Methyl Chloride	0.50 U	2.0	0.50	ug/l	
75-09-2	Methylene Chloride	2.0 U	5.0	2.0	ug/l	
108-10-1	4-Methyl-2-pentanone (MIBK)	1.0 U	5.0	1.0	ug/l	
1634-04-4	Methyl Tert Butyl Ether	0.23 U	1.0	0.23	ug/l	
100-42-5	Styrene	0.22 U	1.0	0.22	ug/l	
630-20-6	1,1,1,2-Tetrachloroethane	0.28 U	1.0	0.28	ug/l	
79-34-5	1,1,2,2-Tetrachloroethane	0.30 U	1.0	0.30	ug/l	
127-18-4	Tetrachloroethylene	0.22 U	1.0	0.22	ug/l	
108-88-3	Toluene	0.30 U	1.0	0.30	ug/l	
87-61-6	1,2,3-Trichlorobenzene	0.61 U	2.0	0.61	ug/l	
120-82-1	1,2,4-Trichlorobenzene	0.50 U	2.0	0.50	ug/l	
71-55-6	1,1,1-Trichloroethane	0.25 U	1.0	0.25	ug/l	
79-00-5	1,1,2-Trichloroethane	0.47 U	1.0	0.47	ug/l	
79-01-6	Trichloroethylene	0.68	1.0	0.35	ug/l	I
75-69-4	Trichlorofluoromethane	0.50 U	2.0	0.50	ug/l	
75-01-4	Vinyl Chloride	0.41 U	1.0	0.41	ug/l	
1330-20-7	Xylene (total)	0.72 U	3.0	0.72	ug/l	

CAS No.	Surrogate Recoveries	Run# 1	Run# 2	Limits
1868-53-7	Dibromofluoromethane	100%	100%	83-118%
17060-07-0	1,2-Dichloroethane-D4	100%	100%	79-125%
2037-26-5	Toluene-D8	100%	96%	85-112%
460-00-4	4-Bromofluorobenzene	96%	99%	83-118%

(a) Associated CCV outside of control limits high, sample was ND.
(b) Result is from Run# 2

U = Not detected MDL = Method Detection Limit I = Result > = MDL but < PQL J = Estimated value
PQL = Practical Quantitation Limit V = Indicates analyte found in associated method blank
L = Indicates value exceeds calibration range N = Indicates presumptive evidence of a compound

SGS North America Inc.

Report of Analysis

Client Sample ID:	LC34-IW0042D2-089.5-20181203		
Lab Sample ID:	FA60039-2	**Date Sampled:**	12/03/18
Matrix:	AQ - Ground Water	**Date Received:**	12/08/18
Method:	SW846 8260B	**Percent Solids:**	n/a
Project:	NASA-LC 34		

	File ID	DF	Analyzed	By	Prep Date	Prep Batch	Analytical Batch
Run #1	I59360.D	1	12/14/18 17:07	AJ	n/a	n/a	VI1805
Run #2 [a]	C0129314.D	1	12/18/18 14:01	SO	n/a	n/a	VC5132

	Purge Volume
Run #1	5.0 ml
Run #2	5.0 ml

VOA Special List

CAS No.	Compound	Result	PQL	MDL	Units	Q
67-64-1	Acetone	10 U	25	10	ug/l	
71-43-2	Benzene	0.31 U	1.0	0.31	ug/l	
74-97-5	Bromochloromethane	0.45 U	1.0	0.45	ug/l	
75-27-4	Bromodichloromethane	0.24 U	1.0	0.24	ug/l	
75-25-2	Bromoform	0.41 U	1.0	0.41	ug/l	
78-93-3	2-Butanone (MEK) [b]	2.0 U	5.0	2.0	ug/l	
75-15-0	Carbon Disulfide	0.53 U	2.0	0.53	ug/l	
56-23-5	Carbon Tetrachloride	0.36 U	1.0	0.36	ug/l	
108-90-7	Chlorobenzene	0.20 U	1.0	0.20	ug/l	
75-00-3	Chloroethane	0.67 U	2.0	0.67	ug/l	
67-66-3	Chloroform	0.30 U	1.0	0.30	ug/l	
110-82-7	Cyclohexane	0.39 U	1.0	0.39	ug/l	
124-48-1	Dibromochloromethane	0.28 U	1.0	0.28	ug/l	
96-12-8	1,2-Dibromo-3-chloropropane	1.0 U	5.0	1.0	ug/l	
106-93-4	1,2-Dibromoethane	0.28 U	2.0	0.28	ug/l	
75-71-8	Dichlorodifluoromethane	0.50 U	2.0	0.50	ug/l	
95-50-1	1,2-Dichlorobenzene	0.32 U	1.0	0.32	ug/l	
541-73-1	1,3-Dichlorobenzene	0.22 U	1.0	0.22	ug/l	
106-46-7	1,4-Dichlorobenzene	0.26 U	1.0	0.26	ug/l	
75-34-3	1,1-Dichloroethane	0.34 U	1.0	0.34	ug/l	
107-06-2	1,2-Dichloroethane	0.31 U	1.0	0.31	ug/l	
75-35-4	1,1-Dichloroethylene	0.32 U	1.0	0.32	ug/l	
156-59-2	cis-1,2-Dichloroethylene	0.28 U	1.0	0.28	ug/l	
156-60-5	trans-1,2-Dichloroethylene	0.22 U	1.0	0.22	ug/l	
78-87-5	1,2-Dichloropropane	0.43 U	1.0	0.43	ug/l	
594-20-7	2,2-Dichloropropane	0.24 U [c]	1.0	0.24	ug/l	
10061-01-5	cis-1,3-Dichloropropene	0.29 U	1.0	0.29	ug/l	
10061-02-6	trans-1,3-Dichloropropene	0.21 U	1.0	0.21	ug/l	
100-41-4	Ethylbenzene	0.36 U	1.0	0.36	ug/l	
76-13-1	Freon 113	0.48 U	1.0	0.48	ug/l	
591-78-6	2-Hexanone	2.0 U	10	2.0	ug/l	
98-82-8	Isopropylbenzene	0.22 U	1.0	0.22	ug/l	

U = Not detected MDL = Method Detection Limit I = Result > = MDL but < PQL J = Estimated value
PQL = Practical Quantitation Limit V = Indicates analyte found in associated method blank
L = Indicates value exceeds calibration range N = Indicates presumptive evidence of a compound

Report of Analysis

Client Sample ID:	LC34-IW0042D2-089.5-20181203		
Lab Sample ID:	FA60039-2	**Date Sampled:**	12/03/18
Matrix:	AQ - Ground Water	**Date Received:**	12/08/18
Method:	SW846 8260B	**Percent Solids:**	n/a
Project:	NASA-LC 34		

VOA Special List

CAS No.	Compound	Result	PQL	MDL	Units	Q
79-20-9	Methyl Acetate	5.0 U [c]	20	5.0	ug/l	
74-83-9	Methyl Bromide	0.59 U	2.0	0.59	ug/l	
74-87-3	Methyl Chloride	0.50 U	2.0	0.50	ug/l	
75-09-2	Methylene Chloride	2.0 U	5.0	2.0	ug/l	
108-10-1	4-Methyl-2-pentanone (MIBK)	1.0 U	5.0	1.0	ug/l	
1634-04-4	Methyl Tert Butyl Ether	0.23 U	1.0	0.23	ug/l	
100-42-5	Styrene	0.22 U	1.0	0.22	ug/l	
630-20-6	1,1,1,2-Tetrachloroethane	0.28 U	1.0	0.28	ug/l	
79-34-5	1,1,2,2-Tetrachloroethane	0.30 U	1.0	0.30	ug/l	
127-18-4	Tetrachloroethylene	0.22 U	1.0	0.22	ug/l	
108-88-3	Toluene	0.30 U	1.0	0.30	ug/l	
87-61-6	1,2,3-Trichlorobenzene	0.61 U	2.0	0.61	ug/l	
120-82-1	1,2,4-Trichlorobenzene	0.50 U	2.0	0.50	ug/l	
71-55-6	1,1,1-Trichloroethane	0.25 U	1.0	0.25	ug/l	
79-00-5	1,1,2-Trichloroethane	0.47 U	1.0	0.47	ug/l	
79-01-6	Trichloroethylene	0.35 U	1.0	0.35	ug/l	
75-69-4	Trichlorofluoromethane	0.50 U	2.0	0.50	ug/l	
75-01-4	Vinyl Chloride	0.41 U	1.0	0.41	ug/l	
1330-20-7	Xylene (total)	0.72 U	3.0	0.72	ug/l	

CAS No.	Surrogate Recoveries	Run# 1	Run# 2	Limits
1868-53-7	Dibromofluoromethane	101%	99%	83-118%
17060-07-0	1,2-Dichloroethane-D4	102%	103%	79-125%
2037-26-5	Toluene-D8	99%	97%	85-112%
460-00-4	4-Bromofluorobenzene	97%	102%	83-118%

(a) Sample re-analyzed beyond hold time; reported results are considered minimum values.
(b) Associated CCV outside of control limits high, sample was ND.
(c) Result is from Run# 2

U = Not detected MDL = Method Detection Limit I = Result > = MDL but < PQL J = Estimated value
PQL = Practical Quantitation Limit V = Indicates analyte found in associated method blank
L = Indicates value exceeds calibration range N = Indicates presumptive evidence of a compound

SGS North America Inc.

Report of Analysis

Client Sample ID:	LC34-IW0066D1-070.0-20181203		
Lab Sample ID:	FA60039-3	**Date Sampled:**	12/03/18
Matrix:	AQ - Ground Water	**Date Received:**	12/08/18
Method:	SW846 8260B	**Percent Solids:**	n/a
Project:	NASA-LC 34		

	File ID	DF	Analyzed	By	Prep Date	Prep Batch	Analytical Batch
Run #1	I59361.D	1	12/14/18 17:30	AJ	n/a	n/a	VI1805
Run #2	C0129262.D	1	12/17/18 14:00	SO	n/a	n/a	VC5130

	Purge Volume
Run #1	5.0 ml
Run #2	5.0 ml

VOA Special List

CAS No.	Compound	Result	PQL	MDL	Units	Q
67-64-1	Acetone	10 U	25	10	ug/l	
71-43-2	Benzene	0.31 U	1.0	0.31	ug/l	
74-97-5	Bromochloromethane	0.45 U	1.0	0.45	ug/l	
75-27-4	Bromodichloromethane	0.24 U	1.0	0.24	ug/l	
75-25-2	Bromoform	0.41 U	1.0	0.41	ug/l	
78-93-3	2-Butanone (MEK) [a]	2.0 U	5.0	2.0	ug/l	
75-15-0	Carbon Disulfide	0.53 U	2.0	0.53	ug/l	
56-23-5	Carbon Tetrachloride	0.36 U	1.0	0.36	ug/l	
108-90-7	Chlorobenzene	0.20 U	1.0	0.20	ug/l	
75-00-3	Chloroethane	0.67 U	2.0	0.67	ug/l	
67-66-3	Chloroform	0.30 U	1.0	0.30	ug/l	
110-82-7	Cyclohexane	0.39 U	1.0	0.39	ug/l	
124-48-1	Dibromochloromethane	0.28 U	1.0	0.28	ug/l	
96-12-8	1,2-Dibromo-3-chloropropane	1.0 U	5.0	1.0	ug/l	
106-93-4	1,2-Dibromoethane	0.28 U	2.0	0.28	ug/l	
75-71-8	Dichlorodifluoromethane	0.50 U	2.0	0.50	ug/l	
95-50-1	1,2-Dichlorobenzene	0.32 U	1.0	0.32	ug/l	
541-73-1	1,3-Dichlorobenzene	0.22 U	1.0	0.22	ug/l	
106-46-7	1,4-Dichlorobenzene	0.26 U	1.0	0.26	ug/l	
75-34-3	1,1-Dichloroethane	0.34 U	1.0	0.34	ug/l	
107-06-2	1,2-Dichloroethane	0.31 U	1.0	0.31	ug/l	
75-35-4	1,1-Dichloroethylene	0.32 U	1.0	0.32	ug/l	
156-59-2	cis-1,2-Dichloroethylene	0.28 U	1.0	0.28	ug/l	
156-60-5	trans-1,2-Dichloroethylene	0.22 U	1.0	0.22	ug/l	
78-87-5	1,2-Dichloropropane	0.43 U	1.0	0.43	ug/l	
594-20-7	2,2-Dichloropropane	0.24 U [b]	1.0	0.24	ug/l	
10061-01-5	cis-1,3-Dichloropropene	0.29 U	1.0	0.29	ug/l	
10061-02-6	trans-1,3-Dichloropropene	0.21 U	1.0	0.21	ug/l	
100-41-4	Ethylbenzene	0.36 U	1.0	0.36	ug/l	
76-13-1	Freon 113	0.48 U	1.0	0.48	ug/l	
591-78-6	2-Hexanone	2.0 U	10	2.0	ug/l	
98-82-8	Isopropylbenzene	0.22 U	1.0	0.22	ug/l	

U = Not detected MDL = Method Detection Limit I = Result > = MDL but < PQL J = Estimated value
PQL = Practical Quantitation Limit V = Indicates analyte found in associated method blank
L = Indicates value exceeds calibration range N = Indicates presumptive evidence of a compound

Report of Analysis

Client Sample ID:	LC34-IW0066D1-070.0-20181203		
Lab Sample ID:	FA60039-3	**Date Sampled:**	12/03/18
Matrix:	AQ - Ground Water	**Date Received:**	12/08/18
Method:	SW846 8260B	**Percent Solids:**	n/a
Project:	NASA-LC 34		

VOA Special List

CAS No.	Compound	Result	PQL	MDL	Units	Q
79-20-9	Methyl Acetate	5.0 U [b]	20	5.0	ug/l	
74-83-9	Methyl Bromide	0.59 U	2.0	0.59	ug/l	
74-87-3	Methyl Chloride	0.50 U	2.0	0.50	ug/l	
75-09-2	Methylene Chloride	2.0 U	5.0	2.0	ug/l	
108-10-1	4-Methyl-2-pentanone (MIBK)	1.0 U	5.0	1.0	ug/l	
1634-04-4	Methyl Tert Butyl Ether	0.23 U	1.0	0.23	ug/l	
100-42-5	Styrene	0.22 U	1.0	0.22	ug/l	
630-20-6	1,1,1,2-Tetrachloroethane	0.28 U	1.0	0.28	ug/l	
79-34-5	1,1,2,2-Tetrachloroethane	0.30 U	1.0	0.30	ug/l	
127-18-4	Tetrachloroethylene	0.22 U	1.0	0.22	ug/l	
108-88-3	Toluene	0.30 U	1.0	0.30	ug/l	
87-61-6	1,2,3-Trichlorobenzene	0.61 U	2.0	0.61	ug/l	
120-82-1	1,2,4-Trichlorobenzene	0.50 U	2.0	0.50	ug/l	
71-55-6	1,1,1-Trichloroethane	0.25 U	1.0	0.25	ug/l	
79-00-5	1,1,2-Trichloroethane	0.47 U	1.0	0.47	ug/l	
79-01-6	Trichloroethylene	0.35 U	1.0	0.35	ug/l	
75-69-4	Trichlorofluoromethane	0.50 U	2.0	0.50	ug/l	
75-01-4	Vinyl Chloride	0.41 U	1.0	0.41	ug/l	
1330-20-7	Xylene (total)	0.72 U	3.0	0.72	ug/l	

CAS No.	Surrogate Recoveries	Run# 1	Run# 2	Limits
1868-53-7	Dibromofluoromethane	102%	99%	83-118%
17060-07-0	1,2-Dichloroethane-D4	101%	102%	79-125%
2037-26-5	Toluene-D8	100%	97%	85-112%
460-00-4	4-Bromofluorobenzene	96%	100%	83-118%

(a) Associated CCV outside of control limits high, sample was ND.
(b) Result is from Run# 2

U = Not detected MDL = Method Detection Limit I = Result > = MDL but < PQL J = Estimated value
PQL = Practical Quantitation Limit V = Indicates analyte found in associated method blank
L = Indicates value exceeds calibration range N = Indicates presumptive evidence of a compound

SGS North America Inc.

Report of Analysis

Client Sample ID:	LC34-IW0031D-042.5-20181203		
Lab Sample ID:	FA60039-4	**Date Sampled:**	12/03/18
Matrix:	AQ - Ground Water	**Date Received:**	12/08/18
Method:	SW846 8260B	**Percent Solids:**	n/a
Project:	NASA-LC 34		

	File ID	DF	Analyzed	By	Prep Date	Prep Batch	Analytical Batch
Run #1	I59362.D	1	12/14/18 17:54	AJ	n/a	n/a	VI1805
Run #2	C0129263.D	1	12/17/18 14:27	SO	n/a	n/a	VC5130

	Purge Volume
Run #1	5.0 ml
Run #2	5.0 ml

VOA Special List

CAS No.	Compound	Result	PQL	MDL	Units	Q
67-64-1	Acetone	10 U	25	10	ug/l	
71-43-2	Benzene	0.31 U	1.0	0.31	ug/l	
74-97-5	Bromochloromethane	0.45 U	1.0	0.45	ug/l	
75-27-4	Bromodichloromethane	0.24 U	1.0	0.24	ug/l	
75-25-2	Bromoform	0.41 U	1.0	0.41	ug/l	
78-93-3	2-Butanone (MEK) [a]	2.0 U	5.0	2.0	ug/l	
75-15-0	Carbon Disulfide	0.53 U	2.0	0.53	ug/l	
56-23-5	Carbon Tetrachloride	0.36 U	1.0	0.36	ug/l	
108-90-7	Chlorobenzene	0.20 U	1.0	0.20	ug/l	
75-00-3	Chloroethane	0.67 U	2.0	0.67	ug/l	
67-66-3	Chloroform	0.30 U	1.0	0.30	ug/l	
110-82-7	Cyclohexane	0.39 U	1.0	0.39	ug/l	
124-48-1	Dibromochloromethane	0.28 U	1.0	0.28	ug/l	
96-12-8	1,2-Dibromo-3-chloropropane	1.0 U	5.0	1.0	ug/l	
106-93-4	1,2-Dibromoethane	0.28 U	2.0	0.28	ug/l	
75-71-8	Dichlorodifluoromethane	0.50 U	2.0	0.50	ug/l	
95-50-1	1,2-Dichlorobenzene	0.32 U	1.0	0.32	ug/l	
541-73-1	1,3-Dichlorobenzene	0.22 U	1.0	0.22	ug/l	
106-46-7	1,4-Dichlorobenzene	0.26 U	1.0	0.26	ug/l	
75-34-3	1,1-Dichloroethane	0.34 U	1.0	0.34	ug/l	
107-06-2	1,2-Dichloroethane	0.31 U	1.0	0.31	ug/l	
75-35-4	1,1-Dichloroethylene	0.32 U	1.0	0.32	ug/l	
156-59-2	cis-1,2-Dichloroethylene	2.0	1.0	0.28	ug/l	
156-60-5	trans-1,2-Dichloroethylene	0.22 U	1.0	0.22	ug/l	
78-87-5	1,2-Dichloropropane	0.43 U	1.0	0.43	ug/l	
594-20-7	2,2-Dichloropropane	0.24 U [b]	1.0	0.24	ug/l	
10061-01-5	cis-1,3-Dichloropropene	0.29 U	1.0	0.29	ug/l	
10061-02-6	trans-1,3-Dichloropropene	0.21 U	1.0	0.21	ug/l	
100-41-4	Ethylbenzene	0.36 U	1.0	0.36	ug/l	
76-13-1	Freon 113	0.48 U	1.0	0.48	ug/l	
591-78-6	2-Hexanone	2.0 U	10	2.0	ug/l	
98-82-8	Isopropylbenzene	0.22 U	1.0	0.22	ug/l	

U = Not detected MDL = Method Detection Limit I = Result > = MDL but < PQL J = Estimated value
PQL = Practical Quantitation Limit V = Indicates analyte found in associated method blank
L = Indicates value exceeds calibration range N = Indicates presumptive evidence of a compound

Report of Analysis

Client Sample ID: LC34-IW0031D-042.5-20181203
Lab Sample ID: FA60039-4
Matrix: AQ - Ground Water
Method: SW846 8260B
Project: NASA-LC 34

Date Sampled: 12/03/18
Date Received: 12/08/18
Percent Solids: n/a

VOA Special List

CAS No.	Compound	Result	PQL	MDL	Units	Q
79-20-9	Methyl Acetate	5.0 U [b]	20	5.0	ug/l	
74-83-9	Methyl Bromide	0.59 U	2.0	0.59	ug/l	
74-87-3	Methyl Chloride	0.50 U	2.0	0.50	ug/l	
75-09-2	Methylene Chloride	2.0 U	5.0	2.0	ug/l	
108-10-1	4-Methyl-2-pentanone (MIBK)	1.0 U	5.0	1.0	ug/l	
1634-04-4	Methyl Tert Butyl Ether	0.23 U	1.0	0.23	ug/l	
100-42-5	Styrene	0.22 U	1.0	0.22	ug/l	
630-20-6	1,1,1,2-Tetrachloroethane	0.28 U	1.0	0.28	ug/l	
79-34-5	1,1,2,2-Tetrachloroethane	0.30 U	1.0	0.30	ug/l	
127-18-4	Tetrachloroethylene	0.22 U	1.0	0.22	ug/l	
108-88-3	Toluene	0.30 U	1.0	0.30	ug/l	
87-61-6	1,2,3-Trichlorobenzene	0.61 U	2.0	0.61	ug/l	
120-82-1	1,2,4-Trichlorobenzene	0.50 U	2.0	0.50	ug/l	
71-55-6	1,1,1-Trichloroethane	0.25 U	1.0	0.25	ug/l	
79-00-5	1,1,2-Trichloroethane	0.47 U	1.0	0.47	ug/l	
79-01-6	Trichloroethylene	0.35 U	1.0	0.35	ug/l	
75-69-4	Trichlorofluoromethane	0.50 U	2.0	0.50	ug/l	
75-01-4	Vinyl Chloride	36.0	1.0	0.41	ug/l	
1330-20-7	Xylene (total)	0.72 U	3.0	0.72	ug/l	

CAS No.	Surrogate Recoveries	Run# 1	Run# 2	Limits
1868-53-7	Dibromofluoromethane	102%	97%	83-118%
17060-07-0	1,2-Dichloroethane-D4	103%	99%	79-125%
2037-26-5	Toluene-D8	101%	99%	85-112%
460-00-4	4-Bromofluorobenzene	95%	103%	83-118%

(a) Associated CCV outside of control limits high, sample was ND.
(b) Result is from Run# 2

U = Not detected MDL = Method Detection Limit I = Result > = MDL but < PQL J = Estimated value
PQL = Practical Quantitation Limit V = Indicates analyte found in associated method blank
L = Indicates value exceeds calibration range N = Indicates presumptive evidence of a compound

SGS North America Inc.

Report of Analysis

Client Sample ID:	LC34-IW0031I-027.5-20181203		
Lab Sample ID:	FA60039-5	**Date Sampled:**	12/03/18
Matrix:	AQ - Ground Water	**Date Received:**	12/08/18
Method:	SW846 8260B	**Percent Solids:**	n/a
Project:	NASA-LC 34		

	File ID	DF	Analyzed	By	Prep Date	Prep Batch	Analytical Batch
Run #1	I59353.D	250	12/14/18 14:25	AJ	n/a	n/a	VI1805
Run #2	C0129258.D	250	12/17/18 12:14	SO	n/a	n/a	VC5130

	Purge Volume
Run #1	5.0 ml
Run #2	5.0 ml

VOA Special List

CAS No.	Compound	Result	PQL	MDL	Units	Q
67-64-1	Acetone	2500 U	6300	2500	ug/l	
71-43-2	Benzene	78 U	250	78	ug/l	
74-97-5	Bromochloromethane	110 U	250	110	ug/l	
75-27-4	Bromodichloromethane	61 U	250	61	ug/l	
75-25-2	Bromoform	100 U	250	100	ug/l	
78-93-3	2-Butanone (MEK) [a]	500 U	1300	500	ug/l	
75-15-0	Carbon Disulfide	130 U	500	130	ug/l	
56-23-5	Carbon Tetrachloride	89 U	250	89	ug/l	
108-90-7	Chlorobenzene	50 U	250	50	ug/l	
75-00-3	Chloroethane	170 U	500	170	ug/l	
67-66-3	Chloroform	75 U	250	75	ug/l	
110-82-7	Cyclohexane	98 U	250	98	ug/l	
124-48-1	Dibromochloromethane	69 U	250	69	ug/l	
96-12-8	1,2-Dibromo-3-chloropropane	260 U	1300	260	ug/l	
106-93-4	1,2-Dibromoethane	69 U	500	69	ug/l	
75-71-8	Dichlorodifluoromethane	130 U	500	130	ug/l	
95-50-1	1,2-Dichlorobenzene	81 U	250	81	ug/l	
541-73-1	1,3-Dichlorobenzene	54 U	250	54	ug/l	
106-46-7	1,4-Dichlorobenzene	64 U	250	64	ug/l	
75-34-3	1,1-Dichloroethane	85 U	250	85	ug/l	
107-06-2	1,2-Dichloroethane	78 U	250	78	ug/l	
75-35-4	1,1-Dichloroethylene	81 U	250	81	ug/l	
156-59-2	cis-1,2-Dichloroethylene	20600	250	69	ug/l	
156-60-5	trans-1,2-Dichloroethylene	79.5	250	55	ug/l	I
78-87-5	1,2-Dichloropropane	110 U	250	110	ug/l	
594-20-7	2,2-Dichloropropane	60 U [b]	250	60	ug/l	
10061-01-5	cis-1,3-Dichloropropene	73 U	250	73	ug/l	
10061-02-6	trans-1,3-Dichloropropene	54 U	250	54	ug/l	
100-41-4	Ethylbenzene	89 U	250	89	ug/l	
76-13-1	Freon 113	120 U	250	120	ug/l	
591-78-6	2-Hexanone	500 U	2500	500	ug/l	
98-82-8	Isopropylbenzene	55 U	250	55	ug/l	

U = Not detected MDL = Method Detection Limit I = Result > = MDL but < PQL J = Estimated value
PQL = Practical Quantitation Limit V = Indicates analyte found in associated method blank
L = Indicates value exceeds calibration range N = Indicates presumptive evidence of a compound

Report of Analysis

Client Sample ID:	LC34-IW0031I-027.5-20181203		
Lab Sample ID:	FA60039-5	**Date Sampled:**	12/03/18
Matrix:	AQ - Ground Water	**Date Received:**	12/08/18
Method:	SW846 8260B	**Percent Solids:**	n/a
Project:	NASA-LC 34		

VOA Special List

CAS No.	Compound	Result	PQL	MDL	Units	Q
79-20-9	Methyl Acetate	1300 U [b]	5000	1300	ug/l	
74-83-9	Methyl Bromide	150 U	500	150	ug/l	
74-87-3	Methyl Chloride	130 U	500	130	ug/l	
75-09-2	Methylene Chloride	500 U	1300	500	ug/l	
108-10-1	4-Methyl-2-pentanone (MIBK)	250 U	1300	250	ug/l	
1634-04-4	Methyl Tert Butyl Ether	57 U	250	57	ug/l	
100-42-5	Styrene	56 U	250	56	ug/l	
630-20-6	1,1,1,2-Tetrachloroethane	69 U	250	69	ug/l	
79-34-5	1,1,2,2-Tetrachloroethane	75 U	250	75	ug/l	
127-18-4	Tetrachloroethylene	54 U	250	54	ug/l	
108-88-3	Toluene	75 U	250	75	ug/l	
87-61-6	1,2,3-Trichlorobenzene	150 U	500	150	ug/l	
120-82-1	1,2,4-Trichlorobenzene	130 U	500	130	ug/l	
71-55-6	1,1,1-Trichloroethane	62 U	250	62	ug/l	
79-00-5	1,1,2-Trichloroethane	120 U	250	120	ug/l	
79-01-6	Trichloroethylene	86 U	250	86	ug/l	
75-69-4	Trichlorofluoromethane	130 U	500	130	ug/l	
75-01-4	Vinyl Chloride	15800	250	100	ug/l	
1330-20-7	Xylene (total)	180 U	750	180	ug/l	

CAS No.	Surrogate Recoveries	Run# 1	Run# 2	Limits
1868-53-7	Dibromofluoromethane	107%	98%	83-118%
17060-07-0	1,2-Dichloroethane-D4	103%	104%	79-125%
2037-26-5	Toluene-D8	99%	98%	85-112%
460-00-4	4-Bromofluorobenzene	95%	101%	83-118%

(a) Associated CCV outside of control limits high, sample was ND.
(b) Result is from Run# 2

U = Not detected MDL = Method Detection Limit I = Result > = MDL but < PQL J = Estimated value
PQL = Practical Quantitation Limit V = Indicates analyte found in associated method blank
L = Indicates value exceeds calibration range N = Indicates presumptive evidence of a compound

SGS North America Inc.

Report of Analysis

Client Sample ID: LC34-IW0043D2-110.0-20181204
Lab Sample ID: FA60039-6
Matrix: AQ - Ground Water
Method: SW846 8260B
Project: NASA-LC 34

Date Sampled: 12/04/18
Date Received: 12/08/18
Percent Solids: n/a

	File ID	DF	Analyzed	By	Prep Date	Prep Batch	Analytical Batch
Run #1	I59363.D	1	12/14/18 18:17	AJ	n/a	n/a	VI1805
Run #2	C0129264.D	1	12/17/18 14:53	SO	n/a	n/a	VC5130

	Purge Volume
Run #1	5.0 ml
Run #2	5.0 ml

VOA Special List

CAS No.	Compound	Result	PQL	MDL	Units	Q
67-64-1	Acetone	10 U	25	10	ug/l	
71-43-2	Benzene	0.31 U	1.0	0.31	ug/l	
74-97-5	Bromochloromethane	0.45 U	1.0	0.45	ug/l	
75-27-4	Bromodichloromethane	0.24 U	1.0	0.24	ug/l	
75-25-2	Bromoform	0.41 U	1.0	0.41	ug/l	
78-93-3	2-Butanone (MEK) [a]	2.0 U	5.0	2.0	ug/l	
75-15-0	Carbon Disulfide	0.53 U	2.0	0.53	ug/l	
56-23-5	Carbon Tetrachloride	0.36 U	1.0	0.36	ug/l	
108-90-7	Chlorobenzene	0.20 U	1.0	0.20	ug/l	
75-00-3	Chloroethane	0.67 U	2.0	0.67	ug/l	
67-66-3	Chloroform	0.30 U	1.0	0.30	ug/l	
110-82-7	Cyclohexane	0.39 U	1.0	0.39	ug/l	
124-48-1	Dibromochloromethane	0.28 U	1.0	0.28	ug/l	
96-12-8	1,2-Dibromo-3-chloropropane	1.0 U	5.0	1.0	ug/l	
106-93-4	1,2-Dibromoethane	0.28 U	2.0	0.28	ug/l	
75-71-8	Dichlorodifluoromethane	0.50 U	2.0	0.50	ug/l	
95-50-1	1,2-Dichlorobenzene	0.32 U	1.0	0.32	ug/l	
541-73-1	1,3-Dichlorobenzene	0.22 U	1.0	0.22	ug/l	
106-46-7	1,4-Dichlorobenzene	0.26 U	1.0	0.26	ug/l	
75-34-3	1,1-Dichloroethane	0.34 U	1.0	0.34	ug/l	
107-06-2	1,2-Dichloroethane	0.31 U	1.0	0.31	ug/l	
75-35-4	1,1-Dichloroethylene	0.32 U	1.0	0.32	ug/l	
156-59-2	cis-1,2-Dichloroethylene	2.0	1.0	0.28	ug/l	
156-60-5	trans-1,2-Dichloroethylene	0.22 U	1.0	0.22	ug/l	
78-87-5	1,2-Dichloropropane	0.43 U	1.0	0.43	ug/l	
594-20-7	2,2-Dichloropropane	0.24 U [b]	1.0	0.24	ug/l	
10061-01-5	cis-1,3-Dichloropropene	0.29 U	1.0	0.29	ug/l	
10061-02-6	trans-1,3-Dichloropropene	0.21 U	1.0	0.21	ug/l	
100-41-4	Ethylbenzene	0.36 U	1.0	0.36	ug/l	
76-13-1	Freon 113	0.48 U	1.0	0.48	ug/l	
591-78-6	2-Hexanone	2.0 U	10	2.0	ug/l	
98-82-8	Isopropylbenzene	0.22 U	1.0	0.22	ug/l	

U = Not detected MDL = Method Detection Limit I = Result > = MDL but < PQL J = Estimated value
PQL = Practical Quantitation Limit V = Indicates analyte found in associated method blank
L = Indicates value exceeds calibration range N = Indicates presumptive evidence of a compound

Report of Analysis

Client Sample ID: LC34-IW0043D2-110.0-20181204
Lab Sample ID: FA60039-6
Matrix: AQ - Ground Water
Method: SW846 8260B
Project: NASA-LC 34

Date Sampled: 12/04/18
Date Received: 12/08/18
Percent Solids: n/a

VOA Special List

CAS No.	Compound	Result	PQL	MDL	Units	Q
79-20-9	Methyl Acetate	5.0 U [b]	20	5.0	ug/l	
74-83-9	Methyl Bromide	0.59 U	2.0	0.59	ug/l	
74-87-3	Methyl Chloride	0.50 U	2.0	0.50	ug/l	
75-09-2	Methylene Chloride	2.0 U	5.0	2.0	ug/l	
108-10-1	4-Methyl-2-pentanone (MIBK)	1.0 U	5.0	1.0	ug/l	
1634-04-4	Methyl Tert Butyl Ether	0.23 U	1.0	0.23	ug/l	
100-42-5	Styrene	0.22 U	1.0	0.22	ug/l	
630-20-6	1,1,1,2-Tetrachloroethane	0.28 U	1.0	0.28	ug/l	
79-34-5	1,1,2,2-Tetrachloroethane	0.30 U	1.0	0.30	ug/l	
127-18-4	Tetrachloroethylene	0.22 U	1.0	0.22	ug/l	
108-88-3	Toluene	0.30 U	1.0	0.30	ug/l	
87-61-6	1,2,3-Trichlorobenzene	0.61 U	2.0	0.61	ug/l	
120-82-1	1,2,4-Trichlorobenzene	0.50 U	2.0	0.50	ug/l	
71-55-6	1,1,1-Trichloroethane	0.25 U	1.0	0.25	ug/l	
79-00-5	1,1,2-Trichloroethane	0.47 U	1.0	0.47	ug/l	
79-01-6	Trichloroethylene	0.35 U	1.0	0.35	ug/l	
75-69-4	Trichlorofluoromethane	0.50 U	2.0	0.50	ug/l	
75-01-4	Vinyl Chloride	0.41 U	1.0	0.41	ug/l	
1330-20-7	Xylene (total)	0.72 U	3.0	0.72	ug/l	

CAS No.	Surrogate Recoveries	Run# 1	Run# 2	Limits
1868-53-7	Dibromofluoromethane	101%	99%	83-118%
17060-07-0	1,2-Dichloroethane-D4	100%	100%	79-125%
2037-26-5	Toluene-D8	100%	96%	85-112%
460-00-4	4-Bromofluorobenzene	96%	102%	83-118%

(a) Associated CCV outside of control limits high, sample was ND.
(b) Result is from Run# 2

U = Not detected MDL = Method Detection Limit I = Result > = MDL but < PQL J = Estimated value
PQL = Practical Quantitation Limit V = Indicates analyte found in associated method blank
L = Indicates value exceeds calibration range N = Indicates presumptive evidence of a compound

SGS North America Inc.

Report of Analysis

Client Sample ID:	LC34-IW0044D2-110.0-20181204		
Lab Sample ID:	FA60039-7	**Date Sampled:**	12/04/18
Matrix:	AQ - Ground Water	**Date Received:**	12/08/18
Method:	SW846 8260B	**Percent Solids:**	n/a
Project:	NASA-LC 34		

	File ID	DF	Analyzed	By	Prep Date	Prep Batch	Analytical Batch
Run #1	I59364.D	1	12/14/18 18:40	AJ	n/a	n/a	VI1805
Run #2	C0129265.D	1	12/17/18 15:19	SO	n/a	n/a	VC5130

	Purge Volume
Run #1	5.0 ml
Run #2	5.0 ml

VOA Special List

CAS No.	Compound	Result	PQL	MDL	Units	Q
67-64-1	Acetone	10 U	25	10	ug/l	
71-43-2	Benzene	0.31 U	1.0	0.31	ug/l	
74-97-5	Bromochloromethane	0.45 U	1.0	0.45	ug/l	
75-27-4	Bromodichloromethane	0.24 U	1.0	0.24	ug/l	
75-25-2	Bromoform	0.41 U	1.0	0.41	ug/l	
78-93-3	2-Butanone (MEK) [a]	2.0 U	5.0	2.0	ug/l	
75-15-0	Carbon Disulfide	0.53 U	2.0	0.53	ug/l	
56-23-5	Carbon Tetrachloride	0.36 U	1.0	0.36	ug/l	
108-90-7	Chlorobenzene	0.20 U	1.0	0.20	ug/l	
75-00-3	Chloroethane	0.67 U	2.0	0.67	ug/l	
67-66-3	Chloroform	0.30 U	1.0	0.30	ug/l	
110-82-7	Cyclohexane	0.39 U	1.0	0.39	ug/l	
124-48-1	Dibromochloromethane	0.28 U	1.0	0.28	ug/l	
96-12-8	1,2-Dibromo-3-chloropropane	1.0 U	5.0	1.0	ug/l	
106-93-4	1,2-Dibromoethane	0.28 U	2.0	0.28	ug/l	
75-71-8	Dichlorodifluoromethane	0.50 U	2.0	0.50	ug/l	
95-50-1	1,2-Dichlorobenzene	0.32 U	1.0	0.32	ug/l	
541-73-1	1,3-Dichlorobenzene	0.22 U	1.0	0.22	ug/l	
106-46-7	1,4-Dichlorobenzene	0.26 U	1.0	0.26	ug/l	
75-34-3	1,1-Dichloroethane	0.34 U	1.0	0.34	ug/l	
107-06-2	1,2-Dichloroethane	0.31 U	1.0	0.31	ug/l	
75-35-4	1,1-Dichloroethylene	0.32 U	1.0	0.32	ug/l	
156-59-2	cis-1,2-Dichloroethylene	0.28 U	1.0	0.28	ug/l	
156-60-5	trans-1,2-Dichloroethylene	0.22 U	1.0	0.22	ug/l	
78-87-5	1,2-Dichloropropane	0.43 U	1.0	0.43	ug/l	
594-20-7	2,2-Dichloropropane	0.24 U [b]	1.0	0.24	ug/l	
10061-01-5	cis-1,3-Dichloropropene	0.29 U	1.0	0.29	ug/l	
10061-02-6	trans-1,3-Dichloropropene	0.21 U	1.0	0.21	ug/l	
100-41-4	Ethylbenzene	0.36 U	1.0	0.36	ug/l	
76-13-1	Freon 113	0.48 U	1.0	0.48	ug/l	
591-78-6	2-Hexanone	2.0 U	10	2.0	ug/l	
98-82-8	Isopropylbenzene	0.22 U	1.0	0.22	ug/l	

U = Not detected MDL = Method Detection Limit I = Result > = MDL but < PQL J = Estimated value
PQL = Practical Quantitation Limit V = Indicates analyte found in associated method blank
L = Indicates value exceeds calibration range N = Indicates presumptive evidence of a compound

Report of Analysis

Client Sample ID: LC34-IW0044D2-110.0-20181204
Lab Sample ID: FA60039-7
Matrix: AQ - Ground Water
Method: SW846 8260B
Project: NASA-LC 34

Date Sampled: 12/04/18
Date Received: 12/08/18
Percent Solids: n/a

VOA Special List

CAS No.	Compound	Result	PQL	MDL	Units	Q
79-20-9	Methyl Acetate	5.0 U [b]	20	5.0	ug/l	
74-83-9	Methyl Bromide	0.59 U	2.0	0.59	ug/l	
74-87-3	Methyl Chloride	0.50 U	2.0	0.50	ug/l	
75-09-2	Methylene Chloride	2.0 U	5.0	2.0	ug/l	
108-10-1	4-Methyl-2-pentanone (MIBK)	1.0 U	5.0	1.0	ug/l	
1634-04-4	Methyl Tert Butyl Ether	0.23 U	1.0	0.23	ug/l	
100-42-5	Styrene	0.22 U	1.0	0.22	ug/l	
630-20-6	1,1,1,2-Tetrachloroethane	0.28 U	1.0	0.28	ug/l	
79-34-5	1,1,2,2-Tetrachloroethane	0.30 U	1.0	0.30	ug/l	
127-18-4	Tetrachloroethylene	0.22 U	1.0	0.22	ug/l	
108-88-3	Toluene	0.30 U	1.0	0.30	ug/l	
87-61-6	1,2,3-Trichlorobenzene	0.61 U	2.0	0.61	ug/l	
120-82-1	1,2,4-Trichlorobenzene	0.50 U	2.0	0.50	ug/l	
71-55-6	1,1,1-Trichloroethane	0.25 U	1.0	0.25	ug/l	
79-00-5	1,1,2-Trichloroethane	0.47 U	1.0	0.47	ug/l	
79-01-6	Trichloroethylene	0.35 U	1.0	0.35	ug/l	
75-69-4	Trichlorofluoromethane	0.50 U	2.0	0.50	ug/l	
75-01-4	Vinyl Chloride	0.41 U	1.0	0.41	ug/l	
1330-20-7	Xylene (total)	0.72 U	3.0	0.72	ug/l	

CAS No.	Surrogate Recoveries	Run# 1	Run# 2	Limits
1868-53-7	Dibromofluoromethane	102%	100%	83-118%
17060-07-0	1,2-Dichloroethane-D4	102%	103%	79-125%
2037-26-5	Toluene-D8	100%	96%	85-112%
460-00-4	4-Bromofluorobenzene	97%	101%	83-118%

(a) Associated CCV outside of control limits high, sample was ND.
(b) Result is from Run# 2

U = Not detected MDL = Method Detection Limit I = Result > = MDL but < PQL J = Estimated value
PQL = Practical Quantitation Limit V = Indicates analyte found in associated method blank
L = Indicates value exceeds calibration range N = Indicates presumptive evidence of a compound

SGS North America Inc.

Report of Analysis

Client Sample ID:	LC34-IW0068D-040.5-20181204		
Lab Sample ID:	FA60039-8	**Date Sampled:**	12/04/18
Matrix:	AQ - Ground Water	**Date Received:**	12/08/18
Method:	SW846 8260B	**Percent Solids:**	n/a
Project:	NASA-LC 34		

	File ID	DF	Analyzed	By	Prep Date	Prep Batch	Analytical Batch
Run #1	Y39057.D	25	12/18/18 23:05	SP	n/a	n/a	VY1551
Run #2	3C3206.D	100	12/18/18 00:54	SP	n/a	n/a	V3C122

	Purge Volume
Run #1	5.0 ml
Run #2	5.0 ml

VOA Special List

CAS No.	Compound	Result	PQL	MDL	Units	Q
67-64-1	Acetone	250 U	630	250	ug/l	
71-43-2	Benzene	7.8 U	25	7.8	ug/l	
74-97-5	Bromochloromethane	11 U	25	11	ug/l	
75-27-4	Bromodichloromethane	6.1 U	25	6.1	ug/l	
75-25-2	Bromoform	10 U	25	10	ug/l	
78-93-3	2-Butanone (MEK)	50 U	130	50	ug/l	
75-15-0	Carbon Disulfide	13 U	50	13	ug/l	
56-23-5	Carbon Tetrachloride [a]	8.9 U	25	8.9	ug/l	
108-90-7	Chlorobenzene	5.0 U	25	5.0	ug/l	
75-00-3	Chloroethane	17 U	50	17	ug/l	
67-66-3	Chloroform	7.5 U	25	7.5	ug/l	
110-82-7	Cyclohexane	9.8 U	25	9.8	ug/l	
124-48-1	Dibromochloromethane	6.9 U	25	6.9	ug/l	
96-12-8	1,2-Dibromo-3-chloropropane	26 U	130	26	ug/l	
106-93-4	1,2-Dibromoethane	6.9 U	50	6.9	ug/l	
75-71-8	Dichlorodifluoromethane	13 U	50	13	ug/l	
95-50-1	1,2-Dichlorobenzene	8.1 U	25	8.1	ug/l	
541-73-1	1,3-Dichlorobenzene	5.4 U	25	5.4	ug/l	
106-46-7	1,4-Dichlorobenzene	6.4 U	25	6.4	ug/l	
75-34-3	1,1-Dichloroethane	8.5 U	25	8.5	ug/l	
107-06-2	1,2-Dichloroethane	7.8 U	25	7.8	ug/l	
75-35-4	1,1-Dichloroethylene	8.1 U	25	8.1	ug/l	
156-59-2	cis-1,2-Dichloroethylene	3160 [b]	100	28	ug/l	
156-60-5	trans-1,2-Dichloroethylene	7.4	25	5.5	ug/l	I
78-87-5	1,2-Dichloropropane	11 U	25	11	ug/l	
10061-01-5	cis-1,3-Dichloropropene	7.3 U	25	7.3	ug/l	
10061-02-6	trans-1,3-Dichloropropene	5.4 U	25	5.4	ug/l	
100-41-4	Ethylbenzene	8.9 U	25	8.9	ug/l	
76-13-1	Freon 113	12 U	25	12	ug/l	
591-78-6	2-Hexanone	50 U	250	50	ug/l	
98-82-8	Isopropylbenzene	5.5 U	25	5.5	ug/l	
79-20-9	Methyl Acetate	130 U	500	130	ug/l	

U = Not detected MDL = Method Detection Limit I = Result > = MDL but < PQL J = Estimated value
PQL = Practical Quantitation Limit V = Indicates analyte found in associated method blank
L = Indicates value exceeds calibration range N = Indicates presumptive evidence of a compound

Report of Analysis

Client Sample ID:	LC34-IW0068D-040.5-20181204		
Lab Sample ID:	FA60039-8	**Date Sampled:**	12/04/18
Matrix:	AQ - Ground Water	**Date Received:**	12/08/18
Method:	SW846 8260B	**Percent Solids:**	n/a
Project:	NASA-LC 34		

VOA Special List

CAS No.	Compound	Result	PQL	MDL	Units	Q
74-83-9	Methyl Bromide [c]	15 U	50	15	ug/l	
74-87-3	Methyl Chloride	13 U	50	13	ug/l	
75-09-2	Methylene Chloride	50 U	130	50	ug/l	
108-10-1	4-Methyl-2-pentanone (MIBK)	25 U	130	25	ug/l	
1634-04-4	Methyl Tert Butyl Ether	5.7 U	25	5.7	ug/l	
100-42-5	Styrene	5.6 U	25	5.6	ug/l	
630-20-6	1,1,1,2-Tetrachloroethane	6.9 U	25	6.9	ug/l	
79-34-5	1,1,2,2-Tetrachloroethane	7.5 U	25	7.5	ug/l	
127-18-4	Tetrachloroethylene	5.4 U	25	5.4	ug/l	
108-88-3	Toluene	7.5 U	25	7.5	ug/l	
87-61-6	1,2,3-Trichlorobenzene	15 U	50	15	ug/l	
120-82-1	1,2,4-Trichlorobenzene	13 U	50	13	ug/l	
71-55-6	1,1,1-Trichloroethane	6.2 U	25	6.2	ug/l	
79-00-5	1,1,2-Trichloroethane	12 U	25	12	ug/l	
79-01-6	Trichloroethylene	8.6 U	25	8.6	ug/l	
75-69-4	Trichlorofluoromethane [a]	13 U	50	13	ug/l	
75-01-4	Vinyl Chloride	1590	25	10	ug/l	
1330-20-7	Xylene (total)	18 U	75	18	ug/l	

CAS No.	Surrogate Recoveries	Run# 1	Run# 2	Limits
1868-53-7	Dibromofluoromethane	113%	103%	83-118%
17060-07-0	1,2-Dichloroethane-D4	118%	108%	79-125%
2037-26-5	Toluene-D8	90%	98%	85-112%
460-00-4	4-Bromofluorobenzene	99%	100%	83-118%

(a) Associated CCV outside control limits high.
(b) Result is from Run# 2
(c) Associated CCV outside control limits low.

U = Not detected MDL = Method Detection Limit I = Result > = MDL but < PQL J = Estimated value
PQL = Practical Quantitation Limit V = Indicates analyte found in associated method blank
L = Indicates value exceeds calibration range N = Indicates presumptive evidence of a compound

SGS North America Inc.

Report of Analysis

Client Sample ID:	LC34-IW0015D-042.5-20181204		
Lab Sample ID:	FA60039-9	**Date Sampled:**	12/04/18
Matrix:	AQ - Ground Water	**Date Received:**	12/08/18
Method:	SW846 8260B	**Percent Solids:**	n/a
Project:	NASA-LC 34		

	File ID	DF	Analyzed	By	Prep Date	Prep Batch	Analytical Batch
Run #1	3C3207.D	1	12/18/18 01:22	SP	n/a	n/a	V3C122
Run #2 [a]	C0129348.D	10	12/19/18 04:59	SO	n/a	n/a	VC5135

	Purge Volume
Run #1	5.0 ml
Run #2	5.0 ml

VOA Special List

CAS No.	Compound	Result	PQL	MDL	Units	Q
67-64-1	Acetone	10 U	25	10	ug/l	
71-43-2	Benzene	0.31 U	1.0	0.31	ug/l	
74-97-5	Bromochloromethane	0.45 U	1.0	0.45	ug/l	
75-27-4	Bromodichloromethane	0.24 U	1.0	0.24	ug/l	
75-25-2	Bromoform	0.41 U	1.0	0.41	ug/l	
78-93-3	2-Butanone (MEK)	2.0 U	5.0	2.0	ug/l	
75-15-0	Carbon Disulfide	0.53 U	2.0	0.53	ug/l	
56-23-5	Carbon Tetrachloride	0.36 U	1.0	0.36	ug/l	
108-90-7	Chlorobenzene	0.20 U	1.0	0.20	ug/l	
75-00-3	Chloroethane	0.67 U	2.0	0.67	ug/l	
67-66-3	Chloroform	0.30 U	1.0	0.30	ug/l	
110-82-7	Cyclohexane	0.39 U	1.0	0.39	ug/l	
124-48-1	Dibromochloromethane	0.28 U	1.0	0.28	ug/l	
96-12-8	1,2-Dibromo-3-chloropropane	1.0 U	5.0	1.0	ug/l	
106-93-4	1,2-Dibromoethane	0.28 U	2.0	0.28	ug/l	
75-71-8	Dichlorodifluoromethane	0.50 U	2.0	0.50	ug/l	
95-50-1	1,2-Dichlorobenzene	0.32 U	1.0	0.32	ug/l	
541-73-1	1,3-Dichlorobenzene	0.22 U	1.0	0.22	ug/l	
106-46-7	1,4-Dichlorobenzene	0.26 U	1.0	0.26	ug/l	
75-34-3	1,1-Dichloroethane	0.34 U	1.0	0.34	ug/l	
107-06-2	1,2-Dichloroethane	0.31 U	1.0	0.31	ug/l	
75-35-4	1,1-Dichloroethylene	0.32 U	1.0	0.32	ug/l	
156-59-2	cis-1,2-Dichloroethylene	1.0	1.0	0.28	ug/l	
156-60-5	trans-1,2-Dichloroethylene	1.4	1.0	0.22	ug/l	
78-87-5	1,2-Dichloropropane	0.43 U	1.0	0.43	ug/l	
10061-01-5	cis-1,3-Dichloropropene	0.29 U	1.0	0.29	ug/l	
10061-02-6	trans-1,3-Dichloropropene	0.21 U	1.0	0.21	ug/l	
100-41-4	Ethylbenzene	0.36 U	1.0	0.36	ug/l	
76-13-1	Freon 113	0.48 U	1.0	0.48	ug/l	
591-78-6	2-Hexanone	2.0 U	10	2.0	ug/l	
98-82-8	Isopropylbenzene	0.22 U	1.0	0.22	ug/l	
79-20-9	Methyl Acetate	5.0 U	20	5.0	ug/l	

U = Not detected MDL = Method Detection Limit I = Result > = MDL but < PQL J = Estimated value
PQL = Practical Quantitation Limit V = Indicates analyte found in associated method blank
L = Indicates value exceeds calibration range N = Indicates presumptive evidence of a compound

Report of Analysis

Client Sample ID:	LC34-IW0015D-042.5-20181204		
Lab Sample ID:	FA60039-9	**Date Sampled:**	12/04/18
Matrix:	AQ - Ground Water	**Date Received:**	12/08/18
Method:	SW846 8260B	**Percent Solids:**	n/a
Project:	NASA-LC 34		

VOA Special List

CAS No.	Compound	Result	PQL	MDL	Units	Q
74-83-9	Methyl Bromide [b]	0.59 U	2.0	0.59	ug/l	
74-87-3	Methyl Chloride	0.50 U	2.0	0.50	ug/l	
75-09-2	Methylene Chloride	2.0 U	5.0	2.0	ug/l	
108-10-1	4-Methyl-2-pentanone (MIBK)	1.0 U	5.0	1.0	ug/l	
1634-04-4	Methyl Tert Butyl Ether	0.23 U	1.0	0.23	ug/l	
100-42-5	Styrene	0.22 U	1.0	0.22	ug/l	
630-20-6	1,1,1,2-Tetrachloroethane	0.28 U	1.0	0.28	ug/l	
79-34-5	1,1,2,2-Tetrachloroethane	0.30 U	1.0	0.30	ug/l	
127-18-4	Tetrachloroethylene	0.22 U	1.0	0.22	ug/l	
108-88-3	Toluene	0.30 U	1.0	0.30	ug/l	
87-61-6	1,2,3-Trichlorobenzene	0.61 U	2.0	0.61	ug/l	
120-82-1	1,2,4-Trichlorobenzene	0.50 U	2.0	0.50	ug/l	
71-55-6	1,1,1-Trichloroethane	0.25 U	1.0	0.25	ug/l	
79-00-5	1,1,2-Trichloroethane	0.47 U	1.0	0.47	ug/l	
79-01-6	Trichloroethylene	0.35 U	1.0	0.35	ug/l	
75-69-4	Trichlorofluoromethane	0.50 U	2.0	0.50	ug/l	
75-01-4	Vinyl Chloride	255 [c]	10	4.1	ug/l	
1330-20-7	Xylene (total)	0.72 U	3.0	0.72	ug/l	

CAS No.	Surrogate Recoveries	Run# 1	Run# 2	Limits
1868-53-7	Dibromofluoromethane	103%	100%	83-118%
17060-07-0	1,2-Dichloroethane-D4	108%	102%	79-125%
2037-26-5	Toluene-D8	98%	97%	85-112%
460-00-4	4-Bromofluorobenzene	102%	102%	83-118%

(a) Sample analyzed beyond hold time; reported results are considered minimum values.
(b) Associated BS recovery outside control limits low. Associated CCV outside of control limits low.
(c) Result is from Run# 2

U = Not detected MDL = Method Detection Limit I = Result > = MDL but < PQL J = Estimated value
PQL = Practical Quantitation Limit V = Indicates analyte found in associated method blank
L = Indicates value exceeds calibration range N = Indicates presumptive evidence of a compound

SGS North America Inc.

Report of Analysis

Client Sample ID:	LC34-IW0024I-031.5-20181204		
Lab Sample ID:	FA60039-10	**Date Sampled:**	12/04/18
Matrix:	AQ - Ground Water	**Date Received:**	12/08/18
Method:	SW846 8260B	**Percent Solids:**	n/a
Project:	NASA-LC 34		

	File ID	DF	Analyzed	By	Prep Date	Prep Batch	Analytical Batch
Run #1	3C3219.D	1	12/18/18 14:20	SP	n/a	n/a	V3C123
Run #2							

	Purge Volume
Run #1	5.0 ml
Run #2	

VOA Special List

CAS No.	Compound	Result	PQL	MDL	Units	Q
67-64-1	Acetone	10 U	25	10	ug/l	
71-43-2	Benzene	0.31 U	1.0	0.31	ug/l	
74-97-5	Bromochloromethane	0.45 U	1.0	0.45	ug/l	
75-27-4	Bromodichloromethane	0.24 U	1.0	0.24	ug/l	
75-25-2	Bromoform	0.41 U	1.0	0.41	ug/l	
78-93-3	2-Butanone (MEK)	2.0 U	5.0	2.0	ug/l	
75-15-0	Carbon Disulfide	0.53 U	2.0	0.53	ug/l	
56-23-5	Carbon Tetrachloride	0.36 U	1.0	0.36	ug/l	
108-90-7	Chlorobenzene	0.20 U	1.0	0.20	ug/l	
75-00-3	Chloroethane	0.67 U	2.0	0.67	ug/l	
67-66-3	Chloroform	0.30 U	1.0	0.30	ug/l	
110-82-7	Cyclohexane	0.39 U	1.0	0.39	ug/l	
124-48-1	Dibromochloromethane	0.28 U	1.0	0.28	ug/l	
96-12-8	1,2-Dibromo-3-chloropropane	1.0 U	5.0	1.0	ug/l	
106-93-4	1,2-Dibromoethane	0.28 U	2.0	0.28	ug/l	
75-71-8	Dichlorodifluoromethane	0.50 U	2.0	0.50	ug/l	
95-50-1	1,2-Dichlorobenzene	0.32 U	1.0	0.32	ug/l	
541-73-1	1,3-Dichlorobenzene	0.22 U	1.0	0.22	ug/l	
106-46-7	1,4-Dichlorobenzene	0.26 U	1.0	0.26	ug/l	
75-34-3	1,1-Dichloroethane	0.34 U	1.0	0.34	ug/l	
107-06-2	1,2-Dichloroethane	0.31 U	1.0	0.31	ug/l	
75-35-4	1,1-Dichloroethylene	0.32 U	1.0	0.32	ug/l	
156-59-2	cis-1,2-Dichloroethylene	0.97	1.0	0.28	ug/l	I
156-60-5	trans-1,2-Dichloroethylene	0.22 U	1.0	0.22	ug/l	
78-87-5	1,2-Dichloropropane	0.43 U	1.0	0.43	ug/l	
10061-01-5	cis-1,3-Dichloropropene	0.29 U	1.0	0.29	ug/l	
10061-02-6	trans-1,3-Dichloropropene	0.21 U	1.0	0.21	ug/l	
100-41-4	Ethylbenzene	0.36 U	1.0	0.36	ug/l	
76-13-1	Freon 113	0.48 U	1.0	0.48	ug/l	
591-78-6	2-Hexanone	2.0 U	10	2.0	ug/l	
98-82-8	Isopropylbenzene	0.22 U	1.0	0.22	ug/l	
79-20-9	Methyl Acetate	5.0 U	20	5.0	ug/l	

U = Not detected MDL = Method Detection Limit I = Result > = MDL but < PQL J = Estimated value
PQL = Practical Quantitation Limit V = Indicates analyte found in associated method blank
L = Indicates value exceeds calibration range N = Indicates presumptive evidence of a compound

Report of Analysis

Client Sample ID:	LC34-IW0024I-031.5-20181204		
Lab Sample ID:	FA60039-10	**Date Sampled:**	12/04/18
Matrix:	AQ - Ground Water	**Date Received:**	12/08/18
Method:	SW846 8260B	**Percent Solids:**	n/a
Project:	NASA-LC 34		

VOA Special List

CAS No.	Compound	Result	PQL	MDL	Units	Q
74-83-9	Methyl Bromide [a]	0.59 U	2.0	0.59	ug/l	
74-87-3	Methyl Chloride	0.50 U	2.0	0.50	ug/l	
75-09-2	Methylene Chloride	2.0 U	5.0	2.0	ug/l	
108-10-1	4-Methyl-2-pentanone (MIBK)	1.0 U	5.0	1.0	ug/l	
1634-04-4	Methyl Tert Butyl Ether	0.23 U	1.0	0.23	ug/l	
100-42-5	Styrene	0.22 U	1.0	0.22	ug/l	
630-20-6	1,1,1,2-Tetrachloroethane	0.28 U	1.0	0.28	ug/l	
79-34-5	1,1,2,2-Tetrachloroethane	0.30 U	1.0	0.30	ug/l	
127-18-4	Tetrachloroethylene	0.22 U	1.0	0.22	ug/l	
108-88-3	Toluene	0.30 U	1.0	0.30	ug/l	
87-61-6	1,2,3-Trichlorobenzene	0.61 U	2.0	0.61	ug/l	
120-82-1	1,2,4-Trichlorobenzene	0.50 U	2.0	0.50	ug/l	
71-55-6	1,1,1-Trichloroethane	0.25 U	1.0	0.25	ug/l	
79-00-5	1,1,2-Trichloroethane	0.47 U	1.0	0.47	ug/l	
79-01-6	Trichloroethylene	0.35 U	1.0	0.35	ug/l	
75-69-4	Trichlorofluoromethane	0.50 U	2.0	0.50	ug/l	
75-01-4	Vinyl Chloride	6.0	1.0	0.41	ug/l	
1330-20-7	Xylene (total)	0.72 U	3.0	0.72	ug/l	

CAS No.	Surrogate Recoveries	Run# 1	Run# 2	Limits
1868-53-7	Dibromofluoromethane	103%		83-118%
17060-07-0	1,2-Dichloroethane-D4	108%		79-125%
2037-26-5	Toluene-D8	96%		85-112%
460-00-4	4-Bromofluorobenzene	101%		83-118%

(a) Associated BS recovery outside control limits low.

U = Not detected MDL = Method Detection Limit I = Result > = MDL but < PQL J = Estimated value
PQL = Practical Quantitation Limit V = Indicates analyte found in associated method blank
L = Indicates value exceeds calibration range N = Indicates presumptive evidence of a compound

SGS North America Inc.

Report of Analysis

Client Sample ID:	LC34-IW0024S-008.7-20181204		
Lab Sample ID:	FA60039-11	**Date Sampled:**	12/04/18
Matrix:	AQ - Ground Water	**Date Received:**	12/08/18
Method:	SW846 8260B	**Percent Solids:**	n/a
Project:	NASA-LC 34		

	File ID	DF	Analyzed	By	Prep Date	Prep Batch	Analytical Batch
Run #1	3C3220.D	1	12/18/18 14:47	SP	n/a	n/a	V3C123
Run #2							

	Purge Volume
Run #1	5.0 ml
Run #2	

VOA Special List

CAS No.	Compound	Result	PQL	MDL	Units	Q
67-64-1	Acetone	10 U	25	10	ug/l	
71-43-2	Benzene	0.31 U	1.0	0.31	ug/l	
74-97-5	Bromochloromethane	0.45 U	1.0	0.45	ug/l	
75-27-4	Bromodichloromethane	0.24 U	1.0	0.24	ug/l	
75-25-2	Bromoform	0.41 U	1.0	0.41	ug/l	
78-93-3	2-Butanone (MEK)	2.0 U	5.0	2.0	ug/l	
75-15-0	Carbon Disulfide	0.53 U	2.0	0.53	ug/l	
56-23-5	Carbon Tetrachloride	0.36 U	1.0	0.36	ug/l	
108-90-7	Chlorobenzene	0.20 U	1.0	0.20	ug/l	
75-00-3	Chloroethane [a]	0.67 U	2.0	0.67	ug/l	
67-66-3	Chloroform	0.30 U	1.0	0.30	ug/l	
110-82-7	Cyclohexane	0.39 U	1.0	0.39	ug/l	
124-48-1	Dibromochloromethane	0.28 U	1.0	0.28	ug/l	
96-12-8	1,2-Dibromo-3-chloropropane	1.0 U	5.0	1.0	ug/l	
106-93-4	1,2-Dibromoethane	0.28 U	2.0	0.28	ug/l	
75-71-8	Dichlorodifluoromethane	0.50 U	2.0	0.50	ug/l	
95-50-1	1,2-Dichlorobenzene	0.32 U	1.0	0.32	ug/l	
541-73-1	1,3-Dichlorobenzene	0.22 U	1.0	0.22	ug/l	
106-46-7	1,4-Dichlorobenzene	0.26 U	1.0	0.26	ug/l	
75-34-3	1,1-Dichloroethane	0.34 U	1.0	0.34	ug/l	
107-06-2	1,2-Dichloroethane	0.31 U	1.0	0.31	ug/l	
75-35-4	1,1-Dichloroethylene	0.32 U	1.0	0.32	ug/l	
156-59-2	cis-1,2-Dichloroethylene	0.28 U	1.0	0.28	ug/l	
156-60-5	trans-1,2-Dichloroethylene	0.22 U	1.0	0.22	ug/l	
78-87-5	1,2-Dichloropropane	0.43 U	1.0	0.43	ug/l	
10061-01-5	cis-1,3-Dichloropropene	0.29 U	1.0	0.29	ug/l	
10061-02-6	trans-1,3-Dichloropropene	0.21 U	1.0	0.21	ug/l	
100-41-4	Ethylbenzene	0.36 U	1.0	0.36	ug/l	
76-13-1	Freon 113	0.48 U	1.0	0.48	ug/l	
591-78-6	2-Hexanone	2.0 U	10	2.0	ug/l	
98-82-8	Isopropylbenzene	0.22 U	1.0	0.22	ug/l	
79-20-9	Methyl Acetate	5.0 U	20	5.0	ug/l	

U = Not detected MDL = Method Detection Limit I = Result > = MDL but < PQL J = Estimated value
PQL = Practical Quantitation Limit V = Indicates analyte found in associated method blank
L = Indicates value exceeds calibration range N = Indicates presumptive evidence of a compound

Report of Analysis

Client Sample ID:	LC34-IW0024S-008.7-20181204		
Lab Sample ID:	FA60039-11	**Date Sampled:**	12/04/18
Matrix:	AQ - Ground Water	**Date Received:**	12/08/18
Method:	SW846 8260B	**Percent Solids:**	n/a
Project:	NASA-LC 34		

VOA Special List

CAS No.	Compound	Result	PQL	MDL	Units	Q
74-83-9	Methyl Bromide [b]	0.59 U	2.0	0.59	ug/l	
74-87-3	Methyl Chloride	0.50 U	2.0	0.50	ug/l	
75-09-2	Methylene Chloride	2.0 U	5.0	2.0	ug/l	
108-10-1	4-Methyl-2-pentanone (MIBK)	1.0 U	5.0	1.0	ug/l	
1634-04-4	Methyl Tert Butyl Ether	0.23 U	1.0	0.23	ug/l	
100-42-5	Styrene	0.22 U	1.0	0.22	ug/l	
630-20-6	1,1,1,2-Tetrachloroethane	0.28 U	1.0	0.28	ug/l	
79-34-5	1,1,2,2-Tetrachloroethane	0.30 U	1.0	0.30	ug/l	
127-18-4	Tetrachloroethylene	0.22 U	1.0	0.22	ug/l	
108-88-3	Toluene	0.30 U	1.0	0.30	ug/l	
87-61-6	1,2,3-Trichlorobenzene	0.61 U	2.0	0.61	ug/l	
120-82-1	1,2,4-Trichlorobenzene	0.50 U	2.0	0.50	ug/l	
71-55-6	1,1,1-Trichloroethane	0.25 U	1.0	0.25	ug/l	
79-00-5	1,1,2-Trichloroethane	0.47 U	1.0	0.47	ug/l	
79-01-6	Trichloroethylene	0.35 U	1.0	0.35	ug/l	
75-69-4	Trichlorofluoromethane	0.50 U	2.0	0.50	ug/l	
75-01-4	Vinyl Chloride	0.41 U	1.0	0.41	ug/l	
1330-20-7	Xylene (total)	0.72 U	3.0	0.72	ug/l	

CAS No.	Surrogate Recoveries	Run# 1	Run# 2	Limits
1868-53-7	Dibromofluoromethane	102%		83-118%
17060-07-0	1,2-Dichloroethane-D4	108%		79-125%
2037-26-5	Toluene-D8	98%		85-112%
460-00-4	4-Bromofluorobenzene	101%		83-118%

(a) Associated CCV outside control limits.
(b) Associated BS recovery outside control limits low.

U = Not detected MDL = Method Detection Limit I = Result > = MDL but < PQL J = Estimated value
PQL = Practical Quantitation Limit V = Indicates analyte found in associated method blank
L = Indicates value exceeds calibration range N = Indicates presumptive evidence of a compound

SGS North America Inc.

Report of Analysis

Client Sample ID:	LC34-IW0037I-025.5-20181204		
Lab Sample ID:	FA60039-12	**Date Sampled:**	12/04/18
Matrix:	AQ - Ground Water	**Date Received:**	12/08/18
Method:	SW846 8260B	**Percent Solids:**	n/a
Project:	NASA-LC 34		

	File ID	DF	Analyzed	By	Prep Date	Prep Batch	Analytical Batch
Run #1 [a]	1A14713.D	20	12/19/18 18:14	SP	n/a	n/a	V1A560
Run #2	3C3221.D	100	12/18/18 15:15	SP	n/a	n/a	V3C123

	Purge Volume
Run #1	5.0 ml
Run #2	5.0 ml

VOA Special List

CAS No.	Compound	Result	PQL	MDL	Units	Q
67-64-1	Acetone	200 U	500	200	ug/l	
71-43-2	Benzene	6.2 U	20	6.2	ug/l	
74-97-5	Bromochloromethane	9.0 U	20	9.0	ug/l	
75-27-4	Bromodichloromethane	4.8 U	20	4.8	ug/l	
75-25-2	Bromoform	8.1 U	20	8.1	ug/l	
78-93-3	2-Butanone (MEK)	40 U	100	40	ug/l	
75-15-0	Carbon Disulfide	11 U	40	11	ug/l	
56-23-5	Carbon Tetrachloride	7.1 U	20	7.1	ug/l	
108-90-7	Chlorobenzene	4.0 U	20	4.0	ug/l	
75-00-3	Chloroethane	13 U	40	13	ug/l	
67-66-3	Chloroform	6.0 U	20	6.0	ug/l	
110-82-7	Cyclohexane	7.8 U	20	7.8	ug/l	
124-48-1	Dibromochloromethane	5.5 U	20	5.5	ug/l	
96-12-8	1,2-Dibromo-3-chloropropane	21 U	100	21	ug/l	
106-93-4	1,2-Dibromoethane	5.5 U	40	5.5	ug/l	
75-71-8	Dichlorodifluoromethane	10 U	40	10	ug/l	
95-50-1	1,2-Dichlorobenzene	6.5 U	20	6.5	ug/l	
541-73-1	1,3-Dichlorobenzene	4.3 U	20	4.3	ug/l	
106-46-7	1,4-Dichlorobenzene	5.1 U	20	5.1	ug/l	
75-34-3	1,1-Dichloroethane	6.8 U	20	6.8	ug/l	
107-06-2	1,2-Dichloroethane	6.2 U	20	6.2	ug/l	
75-35-4	1,1-Dichloroethylene	6.4 U	20	6.4	ug/l	
156-59-2	cis-1,2-Dichloroethylene	2160 [b]	100	28	ug/l	
156-60-5	trans-1,2-Dichloroethylene	17.6	20	4.4	ug/l	I
78-87-5	1,2-Dichloropropane	8.5 U	20	8.5	ug/l	
10061-01-5	cis-1,3-Dichloropropene	5.8 U	20	5.8	ug/l	
10061-02-6	trans-1,3-Dichloropropene	4.3 U	20	4.3	ug/l	
100-41-4	Ethylbenzene	7.1 U	20	7.1	ug/l	
76-13-1	Freon 113	9.6 U	20	9.6	ug/l	
591-78-6	2-Hexanone	40 U	200	40	ug/l	
98-82-8	Isopropylbenzene	4.4 U	20	4.4	ug/l	
79-20-9	Methyl Acetate	100 U	400	100	ug/l	

U = Not detected MDL = Method Detection Limit I = Result > = MDL but < PQL J = Estimated value
PQL = Practical Quantitation Limit V = Indicates analyte found in associated method blank
L = Indicates value exceeds calibration range N = Indicates presumptive evidence of a compound

Report of Analysis

Client Sample ID:	LC34-IW0037I-025.5-20181204		
Lab Sample ID:	FA60039-12	**Date Sampled:**	12/04/18
Matrix:	AQ - Ground Water	**Date Received:**	12/08/18
Method:	SW846 8260B	**Percent Solids:**	n/a
Project:	NASA-LC 34		

VOA Special List

CAS No.	Compound	Result	PQL	MDL	Units	Q
74-83-9	Methyl Bromide [c]	12 U	40	12	ug/l	
74-87-3	Methyl Chloride	10 U	40	10	ug/l	
75-09-2	Methylene Chloride	40 U	100	40	ug/l	
108-10-1	4-Methyl-2-pentanone (MIBK)	20 U	100	20	ug/l	
1634-04-4	Methyl Tert Butyl Ether	4.6 U	20	4.6	ug/l	
100-42-5	Styrene	4.4 U	20	4.4	ug/l	
630-20-6	1,1,1,2-Tetrachloroethane	5.5 U	20	5.5	ug/l	
79-34-5	1,1,2,2-Tetrachloroethane	6.0 U	20	6.0	ug/l	
127-18-4	Tetrachloroethylene	4.3 U	20	4.3	ug/l	
108-88-3	Toluene	6.0 U	20	6.0	ug/l	
87-61-6	1,2,3-Trichlorobenzene	12 U	40	12	ug/l	
120-82-1	1,2,4-Trichlorobenzene	10 U	40	10	ug/l	
71-55-6	1,1,1-Trichloroethane	5.0 U	20	5.0	ug/l	
79-00-5	1,1,2-Trichloroethane	9.3 U	20	9.3	ug/l	
79-01-6	Trichloroethylene	6.9 U	20	6.9	ug/l	
75-69-4	Trichlorofluoromethane	10 U	40	10	ug/l	
75-01-4	Vinyl Chloride	664 [b]	100	41	ug/l	
1330-20-7	Xylene (total)	14 U	60	14	ug/l	

CAS No.	Surrogate Recoveries	Run# 1	Run# 2	Limits
1868-53-7	Dibromofluoromethane	102%	102%	83-118%
17060-07-0	1,2-Dichloroethane-D4	103%	108%	79-125%
2037-26-5	Toluene-D8	94%	98%	85-112%
460-00-4	4-Bromofluorobenzene	98%	101%	83-118%

(a) Sample analyzed beyond holding time; reported results are considered minimum values.
(b) Result is from Run# 2
(c) Associated CCV outside control limits low.

U = Not detected MDL = Method Detection Limit I = Result > = MDL but < PQL J = Estimated value
PQL = Practical Quantitation Limit V = Indicates analyte found in associated method blank
L = Indicates value exceeds calibration range N = Indicates presumptive evidence of a compound

SGS North America Inc.

Report of Analysis

Client Sample ID: LC34-IW0037S-007.6-20181204
Lab Sample ID: FA60039-13
Matrix: AQ - Ground Water
Method: SW846 8260B
Project: NASA-LC 34

Date Sampled: 12/04/18
Date Received: 12/08/18
Percent Solids: n/a

	File ID	DF	Analyzed	By	Prep Date	Prep Batch	Analytical Batch
Run #1	3C3222.D	1	12/18/18 15:43	SP	n/a	n/a	V3C123
Run #2							

	Purge Volume
Run #1	5.0 ml
Run #2	

VOA Special List

CAS No.	Compound	Result	PQL	MDL	Units	Q
67-64-1	Acetone	10 U	25	10	ug/l	
71-43-2	Benzene	0.31 U	1.0	0.31	ug/l	
74-97-5	Bromochloromethane	0.45 U	1.0	0.45	ug/l	
75-27-4	Bromodichloromethane	0.24 U	1.0	0.24	ug/l	
75-25-2	Bromoform	0.41 U	1.0	0.41	ug/l	
78-93-3	2-Butanone (MEK)	2.0 U	5.0	2.0	ug/l	
75-15-0	Carbon Disulfide	0.53 U	2.0	0.53	ug/l	
56-23-5	Carbon Tetrachloride	0.36 U	1.0	0.36	ug/l	
108-90-7	Chlorobenzene	0.20 U	1.0	0.20	ug/l	
75-00-3	Chloroethane [a]	0.67 U	2.0	0.67	ug/l	
67-66-3	Chloroform	0.30 U	1.0	0.30	ug/l	
110-82-7	Cyclohexane	0.39 U	1.0	0.39	ug/l	
124-48-1	Dibromochloromethane	0.28 U	1.0	0.28	ug/l	
96-12-8	1,2-Dibromo-3-chloropropane	1.0 U	5.0	1.0	ug/l	
106-93-4	1,2-Dibromoethane	0.28 U	2.0	0.28	ug/l	
75-71-8	Dichlorodifluoromethane	0.50 U	2.0	0.50	ug/l	
95-50-1	1,2-Dichlorobenzene	0.32 U	1.0	0.32	ug/l	
541-73-1	1,3-Dichlorobenzene	0.22 U	1.0	0.22	ug/l	
106-46-7	1,4-Dichlorobenzene	0.26 U	1.0	0.26	ug/l	
75-34-3	1,1-Dichloroethane	0.34 U	1.0	0.34	ug/l	
107-06-2	1,2-Dichloroethane	0.31 U	1.0	0.31	ug/l	
75-35-4	1,1-Dichloroethylene	0.32 U	1.0	0.32	ug/l	
156-59-2	cis-1,2-Dichloroethylene	1.5	1.0	0.28	ug/l	
156-60-5	trans-1,2-Dichloroethylene	0.22 U	1.0	0.22	ug/l	
78-87-5	1,2-Dichloropropane	0.43 U	1.0	0.43	ug/l	
10061-01-5	cis-1,3-Dichloropropene	0.29 U	1.0	0.29	ug/l	
10061-02-6	trans-1,3-Dichloropropene	0.21 U	1.0	0.21	ug/l	
100-41-4	Ethylbenzene	0.36 U	1.0	0.36	ug/l	
76-13-1	Freon 113	0.48 U	1.0	0.48	ug/l	
591-78-6	2-Hexanone	2.0 U	10	2.0	ug/l	
98-82-8	Isopropylbenzene	0.22 U	1.0	0.22	ug/l	
79-20-9	Methyl Acetate	5.0 U	20	5.0	ug/l	

U = Not detected MDL = Method Detection Limit I = Result > = MDL but < PQL J = Estimated value
PQL = Practical Quantitation Limit V = Indicates analyte found in associated method blank
L = Indicates value exceeds calibration range N = Indicates presumptive evidence of a compound

Report of Analysis

Client Sample ID:	LC34-IW0037S-007.6-20181204		
Lab Sample ID:	FA60039-13	**Date Sampled:**	12/04/18
Matrix:	AQ - Ground Water	**Date Received:**	12/08/18
Method:	SW846 8260B	**Percent Solids:**	n/a
Project:	NASA-LC 34		

VOA Special List

CAS No.	Compound	Result	PQL	MDL	Units	Q
74-83-9	Methyl Bromide [b]	0.59 U	2.0	0.59	ug/l	
74-87-3	Methyl Chloride	0.50 U	2.0	0.50	ug/l	
75-09-2	Methylene Chloride	2.0 U	5.0	2.0	ug/l	
108-10-1	4-Methyl-2-pentanone (MIBK)	1.0 U	5.0	1.0	ug/l	
1634-04-4	Methyl Tert Butyl Ether	0.23 U	1.0	0.23	ug/l	
100-42-5	Styrene	0.22 U	1.0	0.22	ug/l	
630-20-6	1,1,1,2-Tetrachloroethane	0.28 U	1.0	0.28	ug/l	
79-34-5	1,1,2,2-Tetrachloroethane	0.30 U	1.0	0.30	ug/l	
127-18-4	Tetrachloroethylene	0.22 U	1.0	0.22	ug/l	
108-88-3	Toluene	0.30 U	1.0	0.30	ug/l	
87-61-6	1,2,3-Trichlorobenzene	0.61 U	2.0	0.61	ug/l	
120-82-1	1,2,4-Trichlorobenzene	0.50 U	2.0	0.50	ug/l	
71-55-6	1,1,1-Trichloroethane	0.25 U	1.0	0.25	ug/l	
79-00-5	1,1,2-Trichloroethane	0.47 U	1.0	0.47	ug/l	
79-01-6	Trichloroethylene	0.35 U	1.0	0.35	ug/l	
75-69-4	Trichlorofluoromethane	0.50 U	2.0	0.50	ug/l	
75-01-4	Vinyl Chloride	7.2	1.0	0.41	ug/l	
1330-20-7	Xylene (total)	0.72 U	3.0	0.72	ug/l	

CAS No.	Surrogate Recoveries	Run# 1	Run# 2	Limits
1868-53-7	Dibromofluoromethane	103%		83-118%
17060-07-0	1,2-Dichloroethane-D4	107%		79-125%
2037-26-5	Toluene-D8	98%		85-112%
460-00-4	4-Bromofluorobenzene	100%		83-118%

(a) Associated CCV outside control limits.
(b) Associated BS recovery outside control limits low.

U = Not detected MDL = Method Detection Limit I = Result > = MDL but < PQL J = Estimated value
PQL = Practical Quantitation Limit V = Indicates analyte found in associated method blank
L = Indicates value exceeds calibration range N = Indicates presumptive evidence of a compound

SGS North America Inc.

Report of Analysis

Client Sample ID:	LC34-IW0059I-025.5-20181204		
Lab Sample ID:	FA60039-14	**Date Sampled:**	12/04/18
Matrix:	AQ - Ground Water	**Date Received:**	12/08/18
Method:	SW846 8260B	**Percent Solids:**	n/a
Project:	NASA-LC 34		

	File ID	DF	Analyzed	By	Prep Date	Prep Batch	Analytical Batch
Run #1 [a]	1A14710.D	1	12/19/18 16:51	SP	n/a	n/a	V1A560
Run #2	3C3238.D	20	12/18/18 23:13	SP	n/a	n/a	V3C123

	Purge Volume
Run #1	5.0 ml
Run #2	5.0 ml

VOA Special List

CAS No.	Compound	Result	PQL	MDL	Units	Q
67-64-1	Acetone	10 U	25	10	ug/l	
71-43-2	Benzene	0.31 U	1.0	0.31	ug/l	
74-97-5	Bromochloromethane	0.45 U	1.0	0.45	ug/l	
75-27-4	Bromodichloromethane	0.24 U	1.0	0.24	ug/l	
75-25-2	Bromoform	0.41 U	1.0	0.41	ug/l	
78-93-3	2-Butanone (MEK)	2.0 U	5.0	2.0	ug/l	
75-15-0	Carbon Disulfide	0.53 U	2.0	0.53	ug/l	
56-23-5	Carbon Tetrachloride	0.36 U	1.0	0.36	ug/l	
108-90-7	Chlorobenzene	0.20 U	1.0	0.20	ug/l	
75-00-3	Chloroethane	0.67 U	2.0	0.67	ug/l	
67-66-3	Chloroform	0.30 U	1.0	0.30	ug/l	
110-82-7	Cyclohexane	0.39 U	1.0	0.39	ug/l	
124-48-1	Dibromochloromethane	0.28 U	1.0	0.28	ug/l	
96-12-8	1,2-Dibromo-3-chloropropane	1.0 U	5.0	1.0	ug/l	
106-93-4	1,2-Dibromoethane	0.28 U	2.0	0.28	ug/l	
75-71-8	Dichlorodifluoromethane	0.50 U	2.0	0.50	ug/l	
95-50-1	1,2-Dichlorobenzene	0.32 U	1.0	0.32	ug/l	
541-73-1	1,3-Dichlorobenzene	0.22 U	1.0	0.22	ug/l	
106-46-7	1,4-Dichlorobenzene	0.26 U	1.0	0.26	ug/l	
75-34-3	1,1-Dichloroethane	0.34 U	1.0	0.34	ug/l	
107-06-2	1,2-Dichloroethane	0.31 U	1.0	0.31	ug/l	
75-35-4	1,1-Dichloroethylene	0.32 U	1.0	0.32	ug/l	
156-59-2	cis-1,2-Dichloroethylene	1.9	1.0	0.28	ug/l	
156-60-5	trans-1,2-Dichloroethylene	0.22 U	1.0	0.22	ug/l	
78-87-5	1,2-Dichloropropane	0.43 U	1.0	0.43	ug/l	
10061-01-5	cis-1,3-Dichloropropene	0.29 U	1.0	0.29	ug/l	
10061-02-6	trans-1,3-Dichloropropene	0.21 U	1.0	0.21	ug/l	
100-41-4	Ethylbenzene	0.36 U	1.0	0.36	ug/l	
76-13-1	Freon 113	0.48 U	1.0	0.48	ug/l	
591-78-6	2-Hexanone	2.0 U	10	2.0	ug/l	
98-82-8	Isopropylbenzene	0.22 U	1.0	0.22	ug/l	
79-20-9	Methyl Acetate	5.0 U	20	5.0	ug/l	

U = Not detected MDL = Method Detection Limit I = Result > = MDL but < PQL J = Estimated value
PQL = Practical Quantitation Limit V = Indicates analyte found in associated method blank
L = Indicates value exceeds calibration range N = Indicates presumptive evidence of a compound

Report of Analysis

Client Sample ID:	LC34-IW0059I-025.5-20181204		
Lab Sample ID:	FA60039-14	**Date Sampled:**	12/04/18
Matrix:	AQ - Ground Water	**Date Received:**	12/08/18
Method:	SW846 8260B	**Percent Solids:**	n/a
Project:	NASA-LC 34		

VOA Special List

CAS No.	Compound	Result	PQL	MDL	Units	Q
74-83-9	Methyl Bromide [b]	0.59 U	2.0	0.59	ug/l	
74-87-3	Methyl Chloride	0.50 U	2.0	0.50	ug/l	
75-09-2	Methylene Chloride	2.0 U	5.0	2.0	ug/l	
108-10-1	4-Methyl-2-pentanone (MIBK)	1.0 U	5.0	1.0	ug/l	
1634-04-4	Methyl Tert Butyl Ether	0.23 U	1.0	0.23	ug/l	
100-42-5	Styrene	0.22 U	1.0	0.22	ug/l	
630-20-6	1,1,1,2-Tetrachloroethane	0.28 U	1.0	0.28	ug/l	
79-34-5	1,1,2,2-Tetrachloroethane	0.30 U	1.0	0.30	ug/l	
127-18-4	Tetrachloroethylene	0.22 U	1.0	0.22	ug/l	
108-88-3	Toluene	0.30 U	1.0	0.30	ug/l	
87-61-6	1,2,3-Trichlorobenzene	0.61 U	2.0	0.61	ug/l	
120-82-1	1,2,4-Trichlorobenzene	0.50 U	2.0	0.50	ug/l	
71-55-6	1,1,1-Trichloroethane	0.25 U	1.0	0.25	ug/l	
79-00-5	1,1,2-Trichloroethane	0.47 U	1.0	0.47	ug/l	
79-01-6	Trichloroethylene	0.35 U	1.0	0.35	ug/l	
75-69-4	Trichlorofluoromethane	0.50 U	2.0	0.50	ug/l	
75-01-4	Vinyl Chloride	1.8	1.0	0.41	ug/l	
1330-20-7	Xylene (total)	0.72 U	3.0	0.72	ug/l	

CAS No.	Surrogate Recoveries	Run# 1	Run# 2	Limits
1868-53-7	Dibromofluoromethane	100%	103%	83-118%
17060-07-0	1,2-Dichloroethane-D4	104%	112%	79-125%
2037-26-5	Toluene-D8	95%	99%	85-112%
460-00-4	4-Bromofluorobenzene	99%	99%	83-118%

(a) Sample re-analyzed beyond hold time; reported results are considered minimum values. No sample available for reanalysis.
(b) Associated CCV outside control limits low.

U = Not detected MDL = Method Detection Limit I = Result > = MDL but < PQL J = Estimated value
PQL = Practical Quantitation Limit V = Indicates analyte found in associated method blank
L = Indicates value exceeds calibration range N = Indicates presumptive evidence of a compound

SGS North America Inc.

Report of Analysis

Client Sample ID:	LC34-IW0059S-008.0-20181204		
Lab Sample ID:	FA60039-15	**Date Sampled:**	12/04/18
Matrix:	AQ - Ground Water	**Date Received:**	12/08/18
Method:	SW846 8260B	**Percent Solids:**	n/a
Project:	NASA-LC 34		

	File ID	DF	Analyzed	By	Prep Date	Prep Batch	Analytical Batch
Run #1	3C3224.D	1	12/18/18 16:40	SP	n/a	n/a	V3C123
Run #2							

	Purge Volume
Run #1	5.0 ml
Run #2	

VOA Special List

CAS No.	Compound	Result	PQL	MDL	Units	Q
67-64-1	Acetone	10 U	25	10	ug/l	
71-43-2	Benzene	0.31 U	1.0	0.31	ug/l	
74-97-5	Bromochloromethane	0.45 U	1.0	0.45	ug/l	
75-27-4	Bromodichloromethane	0.24 U	1.0	0.24	ug/l	
75-25-2	Bromoform	0.41 U	1.0	0.41	ug/l	
78-93-3	2-Butanone (MEK)	2.0 U	5.0	2.0	ug/l	
75-15-0	Carbon Disulfide	0.53 U	2.0	0.53	ug/l	
56-23-5	Carbon Tetrachloride	0.36 U	1.0	0.36	ug/l	
108-90-7	Chlorobenzene	0.20 U	1.0	0.20	ug/l	
75-00-3	Chloroethane [a]	0.67 U	2.0	0.67	ug/l	
67-66-3	Chloroform	0.30 U	1.0	0.30	ug/l	
110-82-7	Cyclohexane	0.39 U	1.0	0.39	ug/l	
124-48-1	Dibromochloromethane	0.28 U	1.0	0.28	ug/l	
96-12-8	1,2-Dibromo-3-chloropropane	1.0 U	5.0	1.0	ug/l	
106-93-4	1,2-Dibromoethane	0.28 U	2.0	0.28	ug/l	
75-71-8	Dichlorodifluoromethane	0.50 U	2.0	0.50	ug/l	
95-50-1	1,2-Dichlorobenzene	0.32 U	1.0	0.32	ug/l	
541-73-1	1,3-Dichlorobenzene	0.22 U	1.0	0.22	ug/l	
106-46-7	1,4-Dichlorobenzene	0.26 U	1.0	0.26	ug/l	
75-34-3	1,1-Dichloroethane	0.34 U	1.0	0.34	ug/l	
107-06-2	1,2-Dichloroethane	0.31 U	1.0	0.31	ug/l	
75-35-4	1,1-Dichloroethylene	0.32 U	1.0	0.32	ug/l	
156-59-2	cis-1,2-Dichloroethylene	0.28 U	1.0	0.28	ug/l	
156-60-5	trans-1,2-Dichloroethylene	0.22 U	1.0	0.22	ug/l	
78-87-5	1,2-Dichloropropane	0.43 U	1.0	0.43	ug/l	
10061-01-5	cis-1,3-Dichloropropene	0.29 U	1.0	0.29	ug/l	
10061-02-6	trans-1,3-Dichloropropene	0.21 U	1.0	0.21	ug/l	
100-41-4	Ethylbenzene	0.36 U	1.0	0.36	ug/l	
76-13-1	Freon 113	0.48 U	1.0	0.48	ug/l	
591-78-6	2-Hexanone	2.0 U	10	2.0	ug/l	
98-82-8	Isopropylbenzene	0.22 U	1.0	0.22	ug/l	
79-20-9	Methyl Acetate	5.0 U	20	5.0	ug/l	

U = Not detected MDL = Method Detection Limit I = Result > = MDL but < PQL J = Estimated value
PQL = Practical Quantitation Limit V = Indicates analyte found in associated method blank
L = Indicates value exceeds calibration range N = Indicates presumptive evidence of a compound

Report of Analysis

Client Sample ID:	LC34-IW0059S-008.0-20181204		
Lab Sample ID:	FA60039-15	**Date Sampled:**	12/04/18
Matrix:	AQ - Ground Water	**Date Received:**	12/08/18
Method:	SW846 8260B	**Percent Solids:**	n/a
Project:	NASA-LC 34		

VOA Special List

CAS No.	Compound	Result	PQL	MDL	Units	Q
74-83-9	Methyl Bromide [b]	0.59 U	2.0	0.59	ug/l	
74-87-3	Methyl Chloride	0.50 U	2.0	0.50	ug/l	
75-09-2	Methylene Chloride	2.0 U	5.0	2.0	ug/l	
108-10-1	4-Methyl-2-pentanone (MIBK)	1.0 U	5.0	1.0	ug/l	
1634-04-4	Methyl Tert Butyl Ether	0.23 U	1.0	0.23	ug/l	
100-42-5	Styrene	0.22 U	1.0	0.22	ug/l	
630-20-6	1,1,1,2-Tetrachloroethane	0.28 U	1.0	0.28	ug/l	
79-34-5	1,1,2,2-Tetrachloroethane	0.30 U	1.0	0.30	ug/l	
127-18-4	Tetrachloroethylene	0.22 U	1.0	0.22	ug/l	
108-88-3	Toluene	0.30 U	1.0	0.30	ug/l	
87-61-6	1,2,3-Trichlorobenzene	0.61 U	2.0	0.61	ug/l	
120-82-1	1,2,4-Trichlorobenzene	0.50 U	2.0	0.50	ug/l	
71-55-6	1,1,1-Trichloroethane	0.25 U	1.0	0.25	ug/l	
79-00-5	1,1,2-Trichloroethane	0.47 U	1.0	0.47	ug/l	
79-01-6	Trichloroethylene	0.35 U	1.0	0.35	ug/l	
75-69-4	Trichlorofluoromethane	0.50 U	2.0	0.50	ug/l	
75-01-4	Vinyl Chloride	0.41 U	1.0	0.41	ug/l	
1330-20-7	Xylene (total)	0.72 U	3.0	0.72	ug/l	

CAS No.	Surrogate Recoveries	Run# 1	Run# 2	Limits
1868-53-7	Dibromofluoromethane	103%		83-118%
17060-07-0	1,2-Dichloroethane-D4	109%		79-125%
2037-26-5	Toluene-D8	97%		85-112%
460-00-4	4-Bromofluorobenzene	101%		83-118%

(a) Associated CCV outside control limits.
(b) Associated BS recovery outside control limits low.

U = Not detected MDL = Method Detection Limit I = Result > = MDL but < PQL J = Estimated value
PQL = Practical Quantitation Limit V = Indicates analyte found in associated method blank
L = Indicates value exceeds calibration range N = Indicates presumptive evidence of a compound

Misc. Forms

Custody Documents and Other Forms

Includes the following where applicable:

- Chain of Custody

Tetra Tech, Inc. FA60039 CHAIN OF CUSTODY | NUMBER No. 1088 | PAGE 1 OF 2

PROJECT NO: 112G08009	FACILITY: KSC-LC34	PROJECT MANAGER: Mark Jonnett	PHONE NUMBER: 412-921-8622
SAMPLERS (SIGNATURE): Melissa Bennett; Chuck Sarden		FIELD OPERATIONS LEADER: Chuck Sarden	PHONE NUMBER: 321-591-7580
		CARRIER/WAYBILL NUMBER	
LABORATORY NAME AND CONTACT: SGS-Allison Losada		ADDRESS: 4405 Vineland Rd Ste-C-15	CITY, STATE: Orlando, FL

STANDARD TAT ☒ RUSH TAT ☐ ☐ 24 hr. ☐ 48 hr. ☐ 72 hr. ☐ 7 day ☐ 14 day

	DATE (YEAR 2018)	TIME	SAMPLE ID	LOCATION ID	TOP DEPTH (FT)	BOTTOM DEPTH (FT)	MATRIX (GW, SO, SW, SD, QC, ETC.)	COLLECTION METHOD GRAB (G) COMP (C)	No. OF CONTAINERS	CONTAINER TYPE PLASTIC (P) or GLASS (G)	PRESERVATIVE USED	TYPE OF ANALYSIS VOA 6052	COMMENTS
										G	HCl		
1	12/03	1130	LC34-IW00452-110.0-20181203		105	110	GW	G	3			✓	
2		1200	LC34-IW00422-089.5-20181203		87	92						✓	
3		1330	LC34-IW00661-100.0-20181203		65	75						✓	
4		1410	LC34-IW0031D-042.5-20181203		40	45						✓	
5		1495	LC34-IW0031I-027.5-20181203		25	30						✓	
6	12/04	930	LC34-IW00432-110.0-20181204		105	115						✓	
7		1035	LC34-IW00442-110.0-20181204		105	115						✓	
8		1110	LC34-IW0068D-040.5-20181204		38	43						✓	
9		1145	LC34-IW0015D-042.5-20181204		40	45						✓	
10		1300	LC34-IW0024I-031.5-20181204		29	34						✓	
11		1340	LC34-IW00245-008.7-20181204		1	1						✓	
12		1425	LC34-IW00371-025.5-20181204		23	28						✓	
13		1510	LC34-IW00375-007.6-20181204		1	11						✓	

	DATE	TIME		DATE	TIME
1. RELINQUISHED BY	12/07/18	1235	1. RECEIVED BY	12-7-18	1235
2. RELINQUISHED BY: James Llorens	12-7-18	1900	2. RECEIVED BY	12/08/18	830
3. RELINQUISHED BY	DATE	TIME	3. RECEIVED BY	DATE	TIME

COMMENTS: 3.6, 4.0, 4.4, 3.0, 3.2

DISTRIBUTION: WHITE (ACCOMPANIES SAMPLE) YELLOW (FIELD COPY) PINK (FILE COPY) 4/02R FORM NO. TtNUS-001

FA60039: Chain of Custody
Page 1 of 3

FA60039

Tetra Tech, Inc. CHAIN OF CUSTODY | NUMBER No. 1089 | PAGE 2 OF 2

PROJECT NO: 112908069	FACILITY: KSC-LC34	PROJECT MANAGER Mark Jonnett	PHONE NUMBER 412-921-8622	LABORATORY NAME AND CONTACT: SGS- Allison Losada	
SAMPLERS (SIGNATURE)		FIELD OPERATIONS LEADER Chuck Sorder	PHONE NUMBER 321-591-7580	ADDRESS 4405 Vineland Rd Ste C-15	
		CARRIER/WAYBILL NUMBER		CITY, STATE Orlando, FL	

STANDARD TAT ☒ RUSH TAT ☐ ☐ 24 hr. ☐ 48 hr. ☐ 72 hr. ☐ 7 day ☐ 14 day

CONTAINER TYPE PLASTIC (P) or GLASS (G): G

PRESERVATIVE USED: HCl

TYPE OF ANALYSIS: V8260 SL

	DATE YEAR 2018	TIME	SAMPLE ID	LOCATION ID	TOP DEPTH (FT)	BOTTOM DEPTH (FT)	MATRIX (GW, SO, SW, SD, QC, ETC.)	COLLECTION METHOD GRAB (G) COMP (C)	No. OF CONTAINERS	COMMENTS
14	12/04	1610	LC34-1W0059I-025.5-20181204		23	28	GW	G	3	
15		1635	LC34-1W0059S-008.0-20181204		1	11	↓	↓	↓	

	DATE	TIME		DATE	TIME
1. RELINQUISHED BY	12/07/18	1235	1. RECEIVED BY	12-7-18	1235
2. RELINQUISHED BY James Llorca	12-7-18	1900	2. RECEIVED BY	12/08/18	830
3. RELINQUISHED BY	DATE	TIME	3. RECEIVED BY	DATE	TIME

COMMENTS

DISTRIBUTION: WHITE (ACCOMPANIES SAMPLE) YELLOW (FIELD COPY) PINK (FILE COPY) 4/02R FORM NO. TtNUS-001

5.1 5

FA60039: Chain of Custody
Page 2 of 3

SGS Sample Receipt Summary

Job Number: FA60039 **Client:** TETRA TECH **Project:** 112G08069

Date / Time Received: 12/8/2018 8:30:00 AM **Delivery Method:** SGS **Airbill #'s:** N/A

Therm ID: IR 1; **Therm CF:** -0.2; **# of Coolers:** 5

Cooler Temps (Raw Measured) °C: Cooler 1: (3.8); Cooler 2: (4.2); Cooler 3: (4.6); Cooler 4: (3.2); Cooler 5: (3.4);

Cooler Temps (Corrected) °C: Cooler 1: (3.6); Cooler 2: (4.0); Cooler 3: (4.4); Cooler 4: (3.0); Cooler 5: (3.2);

Cooler Information	Y	or	N
1. Custody Seals Present	☑		☐
2. Custody Seals Intact	☑		☐
3. Temp criteria achieved	☑		☐
4. Cooler temp verification	IR Gun		
5. Cooler media	Ice (Bag)		

Trip Blank Information	Y	or	N	N/A
1. Trip Blank present / cooler	☐		☑	☐
2. Trip Blank listed on COC	☐		☑	☐

	W	or	S	N/A
3. Type Of TB Received	☐		☐	☑

Sample Information	Y	or	N	N/A
1. Sample labels present on bottles	☑		☐	
2. Samples preserved properly	☑		☐	
3. Sufficient volume/containers recvd for analysis:	☑		☐	
4. Condition of sample	Intact			
5. Sample recvd within HT	☑		☐	
6. Dates/Times/IDs on COC match Sample Label	☑		☐	
7. VOCs have headspace	☐		☑	☐
8. Bottles received for unspecified tests	☐		☑	
9. Compositing instructions clear	☐		☐	☑
10. Voa Soil Kits/Jars received past 48hrs?	☐		☐	☑
11. % Solids Jar received?	☐		☐	☑
12. Residual Chlorine Present?	☐		☐	☑

Misc. Information

Number of Encores: 25-Gram _____ 5-Gram _____ Number of 5035 Field Kits: _____ Number of Lab Filtered Metals: _____

Test Strip Lot #s: pH 0-3 230315 pH 10-12 219813A Other: (Specify) _____ _____

Residual Chlorine Test Strip Lot #: _____

Comments

SM001
Rev. Date 05/24/17

Technician: SHAYLAP Date: 12/8/2018 8:30:00 AM Reviewer: SP Date: 12/10/2018

FA60039: Chain of Custody
Page 3 of 3

MS Volatiles

6

QC Data Summaries

Includes the following where applicable:

- Method Blank Summaries
- Blank Spike Summaries
- Matrix Spike and Duplicate Summaries
- Instrument Performance Checks (BFB)
- Internal Standard Area Summaries
- Surrogate Recovery Summaries
- Initial and Continuing Calibration Summaries

Method Blank Summary

Job Number: FA60039
Account: TTNASA Tetra Tech NUS
Project: NASA-LC 34

Sample	File ID	DF	Analyzed	By	Prep Date	Prep Batch	Analytical Batch
VI1805-MB	I59345.D	1	12/14/18	AJ	n/a	n/a	VI1805

The QC reported here applies to the following samples: **Method:** SW846 8260B

FA60039-1, FA60039-2, FA60039-3, FA60039-4, FA60039-5, FA60039-6, FA60039-7

CAS No.	Compound	Result	RL	MDL	Units	Q
67-64-1	Acetone	ND	25	10	ug/l	
71-43-2	Benzene	ND	1.0	0.31	ug/l	
74-97-5	Bromochloromethane	ND	1.0	0.45	ug/l	
75-27-4	Bromodichloromethane	ND	1.0	0.24	ug/l	
75-25-2	Bromoform	ND	1.0	0.41	ug/l	
78-93-3	2-Butanone (MEK)	ND	5.0	2.0	ug/l	
75-15-0	Carbon Disulfide	ND	2.0	0.53	ug/l	
56-23-5	Carbon Tetrachloride	ND	1.0	0.36	ug/l	
108-90-7	Chlorobenzene	ND	1.0	0.20	ug/l	
75-00-3	Chloroethane	ND	2.0	0.67	ug/l	
67-66-3	Chloroform	ND	1.0	0.30	ug/l	
110-82-7	Cyclohexane	ND	1.0	0.39	ug/l	
124-48-1	Dibromochloromethane	ND	1.0	0.28	ug/l	
96-12-8	1,2-Dibromo-3-chloropropane	ND	5.0	1.0	ug/l	
106-93-4	1,2-Dibromoethane	ND	2.0	0.28	ug/l	
75-71-8	Dichlorodifluoromethane	ND	2.0	0.50	ug/l	
95-50-1	1,2-Dichlorobenzene	ND	1.0	0.32	ug/l	
541-73-1	1,3-Dichlorobenzene	ND	1.0	0.22	ug/l	
106-46-7	1,4-Dichlorobenzene	ND	1.0	0.26	ug/l	
75-34-3	1,1-Dichloroethane	ND	1.0	0.34	ug/l	
107-06-2	1,2-Dichloroethane	ND	1.0	0.31	ug/l	
75-35-4	1,1-Dichloroethylene	ND	1.0	0.32	ug/l	
156-59-2	cis-1,2-Dichloroethylene	ND	1.0	0.28	ug/l	
156-60-5	trans-1,2-Dichloroethylene	ND	1.0	0.22	ug/l	
78-87-5	1,2-Dichloropropane	ND	1.0	0.43	ug/l	
10061-01-5	cis-1,3-Dichloropropene	ND	1.0	0.29	ug/l	
10061-02-6	trans-1,3-Dichloropropene	ND	1.0	0.21	ug/l	
100-41-4	Ethylbenzene	ND	1.0	0.36	ug/l	
76-13-1	Freon 113	ND	1.0	0.48	ug/l	
591-78-6	2-Hexanone	ND	10	2.0	ug/l	
98-82-8	Isopropylbenzene	ND	1.0	0.22	ug/l	
74-83-9	Methyl Bromide	ND	2.0	0.59	ug/l	
74-87-3	Methyl Chloride	ND	2.0	0.50	ug/l	
75-09-2	Methylene Chloride	ND	5.0	2.0	ug/l	
108-10-1	4-Methyl-2-pentanone (MIBK)	ND	5.0	1.0	ug/l	
1634-04-4	Methyl Tert Butyl Ether	ND	1.0	0.23	ug/l	

Method Blank Summary

Job Number: FA60039
Account: TTNASA Tetra Tech NUS
Project: NASA-LC 34

Sample	File ID	DF	Analyzed	By	Prep Date	Prep Batch	Analytical Batch
VI1805-MB	I59345.D	1	12/14/18	AJ	n/a	n/a	VI1805

The QC reported here applies to the following samples: **Method:** SW846 8260B

FA60039-1, FA60039-2, FA60039-3, FA60039-4, FA60039-5, FA60039-6, FA60039-7

CAS No.	Compound	Result	RL	MDL	Units	Q
100-42-5	Styrene	ND	1.0	0.22	ug/l	
630-20-6	1,1,1,2-Tetrachloroethane	ND	1.0	0.28	ug/l	
79-34-5	1,1,2,2-Tetrachloroethane	ND	1.0	0.30	ug/l	
127-18-4	Tetrachloroethylene	ND	1.0	0.22	ug/l	
108-88-3	Toluene	ND	1.0	0.30	ug/l	
87-61-6	1,2,3-Trichlorobenzene	ND	2.0	0.61	ug/l	
120-82-1	1,2,4-Trichlorobenzene	ND	2.0	0.50	ug/l	
71-55-6	1,1,1-Trichloroethane	ND	1.0	0.25	ug/l	
79-00-5	1,1,2-Trichloroethane	ND	1.0	0.47	ug/l	
79-01-6	Trichloroethylene	ND	1.0	0.35	ug/l	
75-69-4	Trichlorofluoromethane	ND	2.0	0.50	ug/l	
75-01-4	Vinyl Chloride	ND	1.0	0.41	ug/l	
1330-20-7	Xylene (total)	ND	3.0	0.72	ug/l	

CAS No.	Surrogate Recoveries		Limits
1868-53-7	Dibromofluoromethane	98%	83-118%
17060-07-0	1,2-Dichloroethane-D4	97%	79-125%
2037-26-5	Toluene-D8	99%	85-112%
460-00-4	4-Bromofluorobenzene	99%	83-118%

Method Blank Summary

Job Number: FA60039
Account: TTNASA Tetra Tech NUS
Project: NASA-LC 34

Sample	File ID	DF	Analyzed	By	Prep Date	Prep Batch	Analytical Batch
VC5130-MB	C0129255.D	1	12/17/18	SO	n/a	n/a	VC5130

The QC reported here applies to the following samples: **Method:** SW846 8260B

FA60039-1, FA60039-3, FA60039-4, FA60039-5, FA60039-6, FA60039-7

CAS No.	Compound	Result	RL	MDL	Units	Q
594-20-7	2,2-Dichloropropane	ND	1.0	0.24	ug/l	
79-20-9	Methyl Acetate	ND	20	5.0	ug/l	

CAS No.	Surrogate Recoveries		Limits
1868-53-7	Dibromofluoromethane	96%	83-118%
17060-07-0	1,2-Dichloroethane-D4	100%	79-125%
2037-26-5	Toluene-D8	96%	85-112%
460-00-4	4-Bromofluorobenzene	101%	83-118%

Method Blank Summary

Job Number: FA60039
Account: TTNASA Tetra Tech NUS
Project: NASA-LC 34

Sample	File ID	DF	Analyzed	By	Prep Date	Prep Batch	Analytical Batch
V3C122-MB	3C3188.D	1	12/17/18	SP	n/a	n/a	V3C122

The QC reported here applies to the following samples: **Method:** SW846 8260B

FA60039-8, FA60039-9

CAS No.	Compound	Result	RL	MDL	Units	Q
67-64-1	Acetone	ND	25	10	ug/l	
71-43-2	Benzene	ND	1.0	0.31	ug/l	
74-97-5	Bromochloromethane	ND	1.0	0.45	ug/l	
75-27-4	Bromodichloromethane	ND	1.0	0.24	ug/l	
75-25-2	Bromoform	ND	1.0	0.41	ug/l	
78-93-3	2-Butanone (MEK)	ND	5.0	2.0	ug/l	
75-15-0	Carbon Disulfide	ND	2.0	0.53	ug/l	
56-23-5	Carbon Tetrachloride	ND	1.0	0.36	ug/l	
108-90-7	Chlorobenzene	ND	1.0	0.20	ug/l	
75-00-3	Chloroethane	ND	2.0	0.67	ug/l	
67-66-3	Chloroform	ND	1.0	0.30	ug/l	
110-82-7	Cyclohexane	ND	1.0	0.39	ug/l	
124-48-1	Dibromochloromethane	ND	1.0	0.28	ug/l	
96-12-8	1,2-Dibromo-3-chloropropane	ND	5.0	1.0	ug/l	
106-93-4	1,2-Dibromoethane	ND	2.0	0.28	ug/l	
75-71-8	Dichlorodifluoromethane	ND	2.0	0.50	ug/l	
95-50-1	1,2-Dichlorobenzene	ND	1.0	0.32	ug/l	
541-73-1	1,3-Dichlorobenzene	ND	1.0	0.22	ug/l	
106-46-7	1,4-Dichlorobenzene	ND	1.0	0.26	ug/l	
75-34-3	1,1-Dichloroethane	ND	1.0	0.34	ug/l	
107-06-2	1,2-Dichloroethane	ND	1.0	0.31	ug/l	
75-35-4	1,1-Dichloroethylene	ND	1.0	0.32	ug/l	
156-59-2	cis-1,2-Dichloroethylene	ND	1.0	0.28	ug/l	
156-60-5	trans-1,2-Dichloroethylene	ND	1.0	0.22	ug/l	
78-87-5	1,2-Dichloropropane	ND	1.0	0.43	ug/l	
10061-01-5	cis-1,3-Dichloropropene	ND	1.0	0.29	ug/l	
10061-02-6	trans-1,3-Dichloropropene	ND	1.0	0.21	ug/l	
100-41-4	Ethylbenzene	ND	1.0	0.36	ug/l	
76-13-1	Freon 113	ND	1.0	0.48	ug/l	
591-78-6	2-Hexanone	ND	10	2.0	ug/l	
98-82-8	Isopropylbenzene	ND	1.0	0.22	ug/l	
79-20-9	Methyl Acetate	ND	20	5.0	ug/l	
74-83-9	Methyl Bromide	ND	2.0	0.59	ug/l	
74-87-3	Methyl Chloride	ND	2.0	0.50	ug/l	
75-09-2	Methylene Chloride	ND	5.0	2.0	ug/l	
108-10-1	4-Methyl-2-pentanone (MIBK)	ND	5.0	1.0	ug/l	

Method Blank Summary

Job Number: FA60039
Account: TTNASA Tetra Tech NUS
Project: NASA-LC 34

Sample	File ID	DF	Analyzed	By	Prep Date	Prep Batch	Analytical Batch
V3C122-MB	3C3188.D	1	12/17/18	SP	n/a	n/a	V3C122

The QC reported here applies to the following samples: **Method:** SW846 8260B

FA60039-8, FA60039-9

CAS No.	Compound	Result	RL	MDL	Units	Q
1634-04-4	Methyl Tert Butyl Ether	ND	1.0	0.23	ug/l	
100-42-5	Styrene	ND	1.0	0.22	ug/l	
630-20-6	1,1,1,2-Tetrachloroethane	ND	1.0	0.28	ug/l	
79-34-5	1,1,2,2-Tetrachloroethane	ND	1.0	0.30	ug/l	
127-18-4	Tetrachloroethylene	ND	1.0	0.22	ug/l	
108-88-3	Toluene	ND	1.0	0.30	ug/l	
87-61-6	1,2,3-Trichlorobenzene	ND	2.0	0.61	ug/l	
120-82-1	1,2,4-Trichlorobenzene	ND	2.0	0.50	ug/l	
71-55-6	1,1,1-Trichloroethane	ND	1.0	0.25	ug/l	
79-00-5	1,1,2-Trichloroethane	ND	1.0	0.47	ug/l	
79-01-6	Trichloroethylene	ND	1.0	0.35	ug/l	
75-69-4	Trichlorofluoromethane	ND	2.0	0.50	ug/l	
1330-20-7	Xylene (total)	ND	3.0	0.72	ug/l	

CAS No.	Surrogate Recoveries		Limits
1868-53-7	Dibromofluoromethane	99%	83-118%
17060-07-0	1,2-Dichloroethane-D4	101%	79-125%
2037-26-5	Toluene-D8	99%	85-112%
460-00-4	4-Bromofluorobenzene	102%	83-118%

Method Blank Summary

Job Number: FA60039
Account: TTNASA Tetra Tech NUS
Project: NASA-LC 34

Sample	File ID	DF	Analyzed	By	Prep Date	Prep Batch	Analytical Batch
VC5132-MB	C0129305.D	1	12/18/18	SO	n/a	n/a	VC5132

The QC reported here applies to the following samples: **Method:** SW846 8260B

FA60039-2

CAS No.	Compound	Result	RL	MDL	Units	Q
594-20-7	2,2-Dichloropropane	ND	1.0	0.24	ug/l	
79-20-9	Methyl Acetate	ND	20	5.0	ug/l	

CAS No.	Surrogate Recoveries		Limits
1868-53-7	Dibromofluoromethane	100%	83-118%
17060-07-0	1,2-Dichloroethane-D4	95%	79-125%
2037-26-5	Toluene-D8	97%	85-112%
460-00-4	4-Bromofluorobenzene	101%	83-118%

Method Blank Summary

Job Number: FA60039
Account: TTNASA Tetra Tech NUS
Project: NASA-LC 34

Sample	File ID	DF	Analyzed	By	Prep Date	Prep Batch	Analytical Batch
V3C123-MB	3C3218.D	1	12/18/18	SP	n/a	n/a	V3C123

The QC reported here applies to the following samples: **Method:** SW846 8260B

FA60039-10, FA60039-11, FA60039-12, FA60039-13, FA60039-14, FA60039-15

CAS No.	Compound	Result	RL	MDL	Units	Q
67-64-1	Acetone	ND	25	10	ug/l	
71-43-2	Benzene	ND	1.0	0.31	ug/l	
74-97-5	Bromochloromethane	ND	1.0	0.45	ug/l	
75-27-4	Bromodichloromethane	ND	1.0	0.24	ug/l	
75-25-2	Bromoform	ND	1.0	0.41	ug/l	
78-93-3	2-Butanone (MEK)	ND	5.0	2.0	ug/l	
75-15-0	Carbon Disulfide	ND	2.0	0.53	ug/l	
56-23-5	Carbon Tetrachloride	ND	1.0	0.36	ug/l	
108-90-7	Chlorobenzene	ND	1.0	0.20	ug/l	
75-00-3	Chloroethane	ND	2.0	0.67	ug/l	
67-66-3	Chloroform	ND	1.0	0.30	ug/l	
110-82-7	Cyclohexane	ND	1.0	0.39	ug/l	
124-48-1	Dibromochloromethane	ND	1.0	0.28	ug/l	
96-12-8	1,2-Dibromo-3-chloropropane	ND	5.0	1.0	ug/l	
106-93-4	1,2-Dibromoethane	ND	2.0	0.28	ug/l	
75-71-8	Dichlorodifluoromethane	ND	2.0	0.50	ug/l	
95-50-1	1,2-Dichlorobenzene	ND	1.0	0.32	ug/l	
541-73-1	1,3-Dichlorobenzene	ND	1.0	0.22	ug/l	
106-46-7	1,4-Dichlorobenzene	ND	1.0	0.26	ug/l	
75-34-3	1,1-Dichloroethane	ND	1.0	0.34	ug/l	
107-06-2	1,2-Dichloroethane	ND	1.0	0.31	ug/l	
75-35-4	1,1-Dichloroethylene	ND	1.0	0.32	ug/l	
156-59-2	cis-1,2-Dichloroethylene	ND	1.0	0.28	ug/l	
156-60-5	trans-1,2-Dichloroethylene	ND	1.0	0.22	ug/l	
78-87-5	1,2-Dichloropropane	ND	1.0	0.43	ug/l	
10061-01-5	cis-1,3-Dichloropropene	ND	1.0	0.29	ug/l	
10061-02-6	trans-1,3-Dichloropropene	ND	1.0	0.21	ug/l	
100-41-4	Ethylbenzene	ND	1.0	0.36	ug/l	
76-13-1	Freon 113	ND	1.0	0.48	ug/l	
591-78-6	2-Hexanone	ND	10	2.0	ug/l	
98-82-8	Isopropylbenzene	ND	1.0	0.22	ug/l	
79-20-9	Methyl Acetate	ND	20	5.0	ug/l	
74-83-9	Methyl Bromide	ND	2.0	0.59	ug/l	
74-87-3	Methyl Chloride	ND	2.0	0.50	ug/l	
75-09-2	Methylene Chloride	ND	5.0	2.0	ug/l	
108-10-1	4-Methyl-2-pentanone (MIBK)	ND	5.0	1.0	ug/l	

Method Blank Summary

Job Number: FA60039
Account: TTNASA Tetra Tech NUS
Project: NASA-LC 34

Sample	File ID	DF	Analyzed	By	Prep Date	Prep Batch	Analytical Batch
V3C123-MB	3C3218.D	1	12/18/18	SP	n/a	n/a	V3C123

The QC reported here applies to the following samples: **Method:** SW846 8260B

FA60039-10, FA60039-11, FA60039-12, FA60039-13, FA60039-14, FA60039-15

CAS No.	Compound	Result	RL	MDL	Units	Q
1634-04-4	Methyl Tert Butyl Ether	ND	1.0	0.23	ug/l	
100-42-5	Styrene	ND	1.0	0.22	ug/l	
630-20-6	1,1,1,2-Tetrachloroethane	ND	1.0	0.28	ug/l	
79-34-5	1,1,2,2-Tetrachloroethane	ND	1.0	0.30	ug/l	
127-18-4	Tetrachloroethylene	ND	1.0	0.22	ug/l	
108-88-3	Toluene	ND	1.0	0.30	ug/l	
87-61-6	1,2,3-Trichlorobenzene	ND	2.0	0.61	ug/l	
120-82-1	1,2,4-Trichlorobenzene	ND	2.0	0.50	ug/l	
71-55-6	1,1,1-Trichloroethane	ND	1.0	0.25	ug/l	
79-00-5	1,1,2-Trichloroethane	ND	1.0	0.47	ug/l	
79-01-6	Trichloroethylene	ND	1.0	0.35	ug/l	
75-69-4	Trichlorofluoromethane	ND	2.0	0.50	ug/l	
75-01-4	Vinyl Chloride	ND	1.0	0.41	ug/l	
1330-20-7	Xylene (total)	ND	3.0	0.72	ug/l	

CAS No.	Surrogate Recoveries		Limits
1868-53-7	Dibromofluoromethane	101%	83-118%
17060-07-0	1,2-Dichloroethane-D4	105%	79-125%
2037-26-5	Toluene-D8	98%	85-112%
460-00-4	4-Bromofluorobenzene	101%	83-118%

Method Blank Summary

Job Number: FA60039
Account: TTNASA Tetra Tech NUS
Project: NASA-LC 34

Sample	File ID	DF	Analyzed	By	Prep Date	Prep Batch	Analytical Batch
VC5135-MB	C0129330.D	1	12/18/18	SO	n/a	n/a	VC5135

The QC reported here applies to the following samples: **Method:** SW846 8260B

FA60039-9

CAS No.	Compound	Result	RL	MDL	Units	Q
75-01-4	Vinyl Chloride	ND	1.0	0.41	ug/l	

CAS No.	Surrogate Recoveries		Limits
1868-53-7	Dibromofluoromethane	98%	83-118%
17060-07-0	1,2-Dichloroethane-D4	99%	79-125%
2037-26-5	Toluene-D8	95%	85-112%
460-00-4	4-Bromofluorobenzene	99%	83-118%

Method Blank Summary

Job Number: FA60039
Account: TTNASA Tetra Tech NUS
Project: NASA-LC 34

Sample	File ID	DF	Analyzed	By	Prep Date	Prep Batch	Analytical Batch
VY1551-MB	Y39055.D	1	12/18/18	SP	n/a	n/a	VY1551

The QC reported here applies to the following samples: **Method:** SW846 8260B

FA60039-8

CAS No.	Compound	Result	RL	MDL	Units	Q
67-64-1	Acetone	ND	25	10	ug/l	
71-43-2	Benzene	ND	1.0	0.31	ug/l	
74-97-5	Bromochloromethane	ND	1.0	0.45	ug/l	
75-27-4	Bromodichloromethane	ND	1.0	0.24	ug/l	
75-25-2	Bromoform	ND	1.0	0.41	ug/l	
78-93-3	2-Butanone (MEK)	ND	5.0	2.0	ug/l	
75-15-0	Carbon Disulfide	ND	2.0	0.53	ug/l	
56-23-5	Carbon Tetrachloride	ND	1.0	0.36	ug/l	
108-90-7	Chlorobenzene	ND	1.0	0.20	ug/l	
75-00-3	Chloroethane	ND	2.0	0.67	ug/l	
67-66-3	Chloroform	ND	1.0	0.30	ug/l	
110-82-7	Cyclohexane	ND	1.0	0.39	ug/l	
124-48-1	Dibromochloromethane	ND	1.0	0.28	ug/l	
96-12-8	1,2-Dibromo-3-chloropropane	ND	5.0	1.0	ug/l	
106-93-4	1,2-Dibromoethane	ND	2.0	0.28	ug/l	
75-71-8	Dichlorodifluoromethane	ND	2.0	0.50	ug/l	
95-50-1	1,2-Dichlorobenzene	ND	1.0	0.32	ug/l	
541-73-1	1,3-Dichlorobenzene	ND	1.0	0.22	ug/l	
106-46-7	1,4-Dichlorobenzene	ND	1.0	0.26	ug/l	
75-34-3	1,1-Dichloroethane	ND	1.0	0.34	ug/l	
107-06-2	1,2-Dichloroethane	ND	1.0	0.31	ug/l	
75-35-4	1,1-Dichloroethylene	ND	1.0	0.32	ug/l	
156-60-5	trans-1,2-Dichloroethylene	ND	1.0	0.22	ug/l	
78-87-5	1,2-Dichloropropane	ND	1.0	0.43	ug/l	
10061-01-5	cis-1,3-Dichloropropene	ND	1.0	0.29	ug/l	
10061-02-6	trans-1,3-Dichloropropene	ND	1.0	0.21	ug/l	
100-41-4	Ethylbenzene	ND	1.0	0.36	ug/l	
76-13-1	Freon 113	ND	1.0	0.48	ug/l	
591-78-6	2-Hexanone	ND	10	2.0	ug/l	
98-82-8	Isopropylbenzene	ND	1.0	0.22	ug/l	
79-20-9	Methyl Acetate	ND	20	5.0	ug/l	
74-83-9	Methyl Bromide	ND	2.0	0.59	ug/l	
74-87-3	Methyl Chloride	ND	2.0	0.50	ug/l	
75-09-2	Methylene Chloride	ND	5.0	2.0	ug/l	
108-10-1	4-Methyl-2-pentanone (MIBK)	ND	5.0	1.0	ug/l	
1634-04-4	Methyl Tert Butyl Ether	ND	1.0	0.23	ug/l	

Method Blank Summary

Job Number: FA60039
Account: TTNASA Tetra Tech NUS
Project: NASA-LC 34

Sample	File ID	DF	Analyzed	By	Prep Date	Prep Batch	Analytical Batch
VY1551-MB	Y39055.D	1	12/18/18	SP	n/a	n/a	VY1551

The QC reported here applies to the following samples: **Method:** SW846 8260B

FA60039-8

CAS No.	Compound	Result	RL	MDL	Units	Q
100-42-5	Styrene	ND	1.0	0.22	ug/l	
630-20-6	1,1,1,2-Tetrachloroethane	ND	1.0	0.28	ug/l	
79-34-5	1,1,2,2-Tetrachloroethane	ND	1.0	0.30	ug/l	
127-18-4	Tetrachloroethylene	ND	1.0	0.22	ug/l	
108-88-3	Toluene	ND	1.0	0.30	ug/l	
87-61-6	1,2,3-Trichlorobenzene	ND	2.0	0.61	ug/l	
120-82-1	1,2,4-Trichlorobenzene	ND	2.0	0.50	ug/l	
71-55-6	1,1,1-Trichloroethane	ND	1.0	0.25	ug/l	
79-00-5	1,1,2-Trichloroethane	ND	1.0	0.47	ug/l	
79-01-6	Trichloroethylene	ND	1.0	0.35	ug/l	
75-69-4	Trichlorofluoromethane	ND	2.0	0.50	ug/l	
75-01-4	Vinyl Chloride	ND	1.0	0.41	ug/l	
1330-20-7	Xylene (total)	ND	3.0	0.72	ug/l	

CAS No.	Surrogate Recoveries		Limits
1868-53-7	Dibromofluoromethane	111%	83-118%
17060-07-0	1,2-Dichloroethane-D4	117%	79-125%
2037-26-5	Toluene-D8	90%	85-112%
460-00-4	4-Bromofluorobenzene	98%	83-118%

Method Blank Summary

Job Number: FA60039
Account: TTNASA Tetra Tech NUS
Project: NASA-LC 34

Sample	File ID	DF	Analyzed	By	Prep Date	Prep Batch	Analytical Batch
V1A560-MB	1A14693.D	1	12/19/18	SP	n/a	n/a	V1A560

The QC reported here applies to the following samples: **Method:** SW846 8260B

FA60039-12, FA60039-14

CAS No.	Compound	Result	RL	MDL	Units	Q
67-64-1	Acetone	ND	25	10	ug/l	
71-43-2	Benzene	ND	1.0	0.31	ug/l	
74-97-5	Bromochloromethane	ND	1.0	0.45	ug/l	
75-27-4	Bromodichloromethane	ND	1.0	0.24	ug/l	
75-25-2	Bromoform	ND	1.0	0.41	ug/l	
78-93-3	2-Butanone (MEK)	ND	5.0	2.0	ug/l	
75-15-0	Carbon Disulfide	ND	2.0	0.53	ug/l	
56-23-5	Carbon Tetrachloride	ND	1.0	0.36	ug/l	
108-90-7	Chlorobenzene	ND	1.0	0.20	ug/l	
75-00-3	Chloroethane	ND	2.0	0.67	ug/l	
67-66-3	Chloroform	ND	1.0	0.30	ug/l	
110-82-7	Cyclohexane	ND	1.0	0.39	ug/l	
124-48-1	Dibromochloromethane	ND	1.0	0.28	ug/l	
96-12-8	1,2-Dibromo-3-chloropropane	ND	5.0	1.0	ug/l	
106-93-4	1,2-Dibromoethane	ND	2.0	0.28	ug/l	
75-71-8	Dichlorodifluoromethane	ND	2.0	0.50	ug/l	
95-50-1	1,2-Dichlorobenzene	ND	1.0	0.32	ug/l	
541-73-1	1,3-Dichlorobenzene	ND	1.0	0.22	ug/l	
106-46-7	1,4-Dichlorobenzene	ND	1.0	0.26	ug/l	
75-34-3	1,1-Dichloroethane	ND	1.0	0.34	ug/l	
107-06-2	1,2-Dichloroethane	ND	1.0	0.31	ug/l	
75-35-4	1,1-Dichloroethylene	ND	1.0	0.32	ug/l	
156-59-2	cis-1,2-Dichloroethylene	ND	1.0	0.28	ug/l	
156-60-5	trans-1,2-Dichloroethylene	ND	1.0	0.22	ug/l	
78-87-5	1,2-Dichloropropane	ND	1.0	0.43	ug/l	
10061-01-5	cis-1,3-Dichloropropene	ND	1.0	0.29	ug/l	
10061-02-6	trans-1,3-Dichloropropene	ND	1.0	0.21	ug/l	
100-41-4	Ethylbenzene	ND	1.0	0.36	ug/l	
76-13-1	Freon 113	ND	1.0	0.48	ug/l	
591-78-6	2-Hexanone	ND	10	2.0	ug/l	
98-82-8	Isopropylbenzene	ND	1.0	0.22	ug/l	
79-20-9	Methyl Acetate	ND	20	5.0	ug/l	
74-83-9	Methyl Bromide	ND	2.0	0.59	ug/l	
74-87-3	Methyl Chloride	ND	2.0	0.50	ug/l	
75-09-2	Methylene Chloride	ND	5.0	2.0	ug/l	
108-10-1	4-Methyl-2-pentanone (MIBK)	ND	5.0	1.0	ug/l	

Method Blank Summary

Job Number: FA60039
Account: TTNASA Tetra Tech NUS
Project: NASA-LC 34

Sample	File ID	DF	Analyzed	By	Prep Date	Prep Batch	Analytical Batch
V1A560-MB	1A14693.D	1	12/19/18	SP	n/a	n/a	V1A560

The QC reported here applies to the following samples: **Method:** SW846 8260B

FA60039-12, FA60039-14

CAS No.	Compound	Result	RL	MDL	Units	Q
1634-04-4	Methyl Tert Butyl Ether	ND	1.0	0.23	ug/l	
100-42-5	Styrene	ND	1.0	0.22	ug/l	
630-20-6	1,1,1,2-Tetrachloroethane	ND	1.0	0.28	ug/l	
79-34-5	1,1,2,2-Tetrachloroethane	ND	1.0	0.30	ug/l	
127-18-4	Tetrachloroethylene	ND	1.0	0.22	ug/l	
108-88-3	Toluene	ND	1.0	0.30	ug/l	
87-61-6	1,2,3-Trichlorobenzene	ND	2.0	0.61	ug/l	
120-82-1	1,2,4-Trichlorobenzene	ND	2.0	0.50	ug/l	
71-55-6	1,1,1-Trichloroethane	ND	1.0	0.25	ug/l	
79-00-5	1,1,2-Trichloroethane	ND	1.0	0.47	ug/l	
79-01-6	Trichloroethylene	ND	1.0	0.35	ug/l	
75-69-4	Trichlorofluoromethane	ND	2.0	0.50	ug/l	
75-01-4	Vinyl Chloride	ND	1.0	0.41	ug/l	
1330-20-7	Xylene (total)	ND	3.0	0.72	ug/l	

CAS No.	Surrogate Recoveries		Limits
1868-53-7	Dibromofluoromethane	99%	83-118%
17060-07-0	1,2-Dichloroethane-D4	101%	79-125%
2037-26-5	Toluene-D8	95%	85-112%
460-00-4	4-Bromofluorobenzene	99%	83-118%

Blank Spike Summary

Job Number: FA60039
Account: TTNASA Tetra Tech NUS
Project: NASA-LC 34

Sample	File ID	DF	Analyzed	By	Prep Date	Prep Batch	Analytical Batch
VI1805-BS	I59344.D	1	12/14/18	AJ	n/a	n/a	VI1805

The QC reported here applies to the following samples: **Method:** SW846 8260B

FA60039-1, FA60039-2, FA60039-3, FA60039-4, FA60039-5, FA60039-6, FA60039-7

CAS No.	Compound	Spike ug/l	BSP ug/l	BSP %	Limits
67-64-1	Acetone	125	104	83	50-147
71-43-2	Benzene	25	26.0	104	81-122
74-97-5	Bromochloromethane	25	23.2	93	76-123
75-27-4	Bromodichloromethane	25	23.4	94	79-123
75-25-2	Bromoform	25	23.8	95	66-123
78-93-3	2-Butanone (MEK)	125	131	105	56-143
75-15-0	Carbon Disulfide	25	21.9	88	66-148
56-23-5	Carbon Tetrachloride	25	23.4	94	76-136
108-90-7	Chlorobenzene	25	23.7	95	82-124
75-00-3	Chloroethane	25	24.5	98	62-144
67-66-3	Chloroform	25	23.0	92	80-124
110-82-7	Cyclohexane	25	24.4	98	73-138
124-48-1	Dibromochloromethane	25	23.8	95	78-122
96-12-8	1,2-Dibromo-3-chloropropane	25	21.6	86	64-123
106-93-4	1,2-Dibromoethane	25	24.6	98	75-120
75-71-8	Dichlorodifluoromethane	25	31.5	126	42-167
95-50-1	1,2-Dichlorobenzene	25	24.6	98	82-124
541-73-1	1,3-Dichlorobenzene	25	25.2	101	84-125
106-46-7	1,4-Dichlorobenzene	25	23.0	92	78-120
75-34-3	1,1-Dichloroethane	25	24.9	100	81-122
107-06-2	1,2-Dichloroethane	25	21.9	88	75-125
75-35-4	1,1-Dichloroethylene	25	23.5	94	78-137
156-59-2	cis-1,2-Dichloroethylene	25	26.8	107	78-120
156-60-5	trans-1,2-Dichloroethylene	25	24.9	100	76-127
78-87-5	1,2-Dichloropropane	25	25.8	103	76-124
10061-01-5	cis-1,3-Dichloropropene	25	22.8	91	75-118
10061-02-6	trans-1,3-Dichloropropene	25	24.6	98	80-120
100-41-4	Ethylbenzene	25	25.2	101	81-121
76-13-1	Freon 113	25	19.5	78	72-134
591-78-6	2-Hexanone	125	117	94	61-129
98-82-8	Isopropylbenzene	25	26.1	104	83-132
74-83-9	Methyl Bromide	25	23.8	95	59-143
74-87-3	Methyl Chloride	25	27.5	110	50-159
75-09-2	Methylene Chloride	25	23.9	96	69-135
108-10-1	4-Methyl-2-pentanone (MIBK)	125	126	101	66-122
1634-04-4	Methyl Tert Butyl Ether	25	24.8	99	72-117

* = Outside of Control Limits.

Blank Spike Summary

Job Number: FA60039
Account: TTNASA Tetra Tech NUS
Project: NASA-LC 34

Sample	File ID	DF	Analyzed	By	Prep Date	Prep Batch	Analytical Batch
VI1805-BS	I59344.D	1	12/14/18	AJ	n/a	n/a	VI1805

The QC reported here applies to the following samples: **Method:** SW846 8260B

FA60039-1, FA60039-2, FA60039-3, FA60039-4, FA60039-5, FA60039-6, FA60039-7

CAS No.	Compound	Spike ug/l	BSP ug/l	BSP %	Limits
100-42-5	Styrene	25	25.0	100	78-119
630-20-6	1,1,1,2-Tetrachloroethane	25	23.3	93	77-122
79-34-5	1,1,2,2-Tetrachloroethane	25	23.8	95	72-120
127-18-4	Tetrachloroethylene	25	25.4	102	76-135
108-88-3	Toluene	25	24.7	99	80-120
87-61-6	1,2,3-Trichlorobenzene	25	23.0	92	68-131
120-82-1	1,2,4-Trichlorobenzene	25	24.4	98	73-129
71-55-6	1,1,1-Trichloroethane	25	23.2	93	75-130
79-00-5	1,1,2-Trichloroethane	25	24.3	97	76-119
79-01-6	Trichloroethylene	25	24.3	97	81-126
75-69-4	Trichlorofluoromethane	25	24.5	98	71-156
75-01-4	Vinyl Chloride	25	28.3	113	69-159
1330-20-7	Xylene (total)	75	77.3	103	80-126

CAS No.	Surrogate Recoveries	BSP	Limits
1868-53-7	Dibromofluoromethane	94%	83-118%
17060-07-0	1,2-Dichloroethane-D4	92%	79-125%
2037-26-5	Toluene-D8	100%	85-112%
460-00-4	4-Bromofluorobenzene	101%	83-118%

* = Outside of Control Limits.

Blank Spike Summary

Job Number: FA60039
Account: TTNASA Tetra Tech NUS
Project: NASA-LC 34

Sample	File ID	DF	Analyzed	By	Prep Date	Prep Batch	Analytical Batch
VC5130-BS	C0129254.D	1	12/17/18	SO	n/a	n/a	VC5130

The QC reported here applies to the following samples: **Method:** SW846 8260B

FA60039-1, FA60039-3, FA60039-4, FA60039-5, FA60039-6, FA60039-7

CAS No.	Compound	Spike ug/l	BSP ug/l	BSP %	Limits
594-20-7	2,2-Dichloropropane	25	26.8	107	74-139
79-20-9	Methyl Acetate	125	115	92	65-126

CAS No.	Surrogate Recoveries	BSP	Limits
1868-53-7	Dibromofluoromethane	100%	83-118%
17060-07-0	1,2-Dichloroethane-D4	100%	79-125%
2037-26-5	Toluene-D8	98%	85-112%
460-00-4	4-Bromofluorobenzene	100%	83-118%

* = Outside of Control Limits.

Blank Spike Summary

Job Number: FA60039
Account: TTNASA Tetra Tech NUS
Project: NASA-LC 34

Sample	File ID	DF	Analyzed	By	Prep Date	Prep Batch	Analytical Batch
V3C122-BS	3C3187.D	1	12/17/18	SP	n/a	n/a	V3C122

The QC reported here applies to the following samples: **Method:** SW846 8260B

FA60039-8, FA60039-9

CAS No.	Compound	Spike ug/l	BSP ug/l	BSP %	Limits
67-64-1	Acetone	125	122	98	50-147
71-43-2	Benzene	25	26.4	106	81-122
74-97-5	Bromochloromethane	25	25.1	100	76-123
75-27-4	Bromodichloromethane	25	27.0	108	79-123
75-25-2	Bromoform	25	24.4	98	66-123
78-93-3	2-Butanone (MEK)	125	124	99	56-143
75-15-0	Carbon Disulfide	25	27.8	111	66-148
56-23-5	Carbon Tetrachloride	25	25.0	100	76-136
108-90-7	Chlorobenzene	25	26.1	104	82-124
75-00-3	Chloroethane	25	20.1	80	62-144
67-66-3	Chloroform	25	25.7	103	80-124
110-82-7	Cyclohexane	25	26.6	106	73-138
124-48-1	Dibromochloromethane	25	25.2	101	78-122
96-12-8	1,2-Dibromo-3-chloropropane	25	24.7	99	64-123
106-93-4	1,2-Dibromoethane	25	26.2	105	75-120
75-71-8	Dichlorodifluoromethane	25	20.1	80	42-167
95-50-1	1,2-Dichlorobenzene	25	25.9	104	82-124
541-73-1	1,3-Dichlorobenzene	25	26.7	107	84-125
106-46-7	1,4-Dichlorobenzene	25	25.8	103	78-120
75-34-3	1,1-Dichloroethane	25	27.8	111	81-122
107-06-2	1,2-Dichloroethane	25	25.9	104	75-125
75-35-4	1,1-Dichloroethylene	25	28.8	115	78-137
156-59-2	cis-1,2-Dichloroethylene	25	26.3	105	78-120
156-60-5	trans-1,2-Dichloroethylene	25	27.4	110	76-127
78-87-5	1,2-Dichloropropane	25	26.9	108	76-124
10061-01-5	cis-1,3-Dichloropropene	25	26.5	106	75-118
10061-02-6	trans-1,3-Dichloropropene	25	27.6	110	80-120
100-41-4	Ethylbenzene	25	26.5	106	81-121
76-13-1	Freon 113	25	25.3	101	72-134
591-78-6	2-Hexanone	125	127	102	61-129
98-82-8	Isopropylbenzene	25	28.6	114	83-132
79-20-9	Methyl Acetate	125	129	103	65-126
74-83-9	Methyl Bromide	25	14.6	58*	59-143
74-87-3	Methyl Chloride	25	20.6	82	50-159
75-09-2	Methylene Chloride	25	26.3	105	69-135
108-10-1	4-Methyl-2-pentanone (MIBK)	125	128	102	66-122

* = Outside of Control Limits.

Blank Spike Summary

Job Number: FA60039
Account: TTNASA Tetra Tech NUS
Project: NASA-LC 34

Sample	File ID	DF	Analyzed	By	Prep Date	Prep Batch	Analytical Batch
V3C122-BS	3C3187.D	1	12/17/18	SP	n/a	n/a	V3C122

The QC reported here applies to the following samples: **Method:** SW846 8260B

FA60039-8, FA60039-9

CAS No.	Compound	Spike ug/l	BSP ug/l	BSP %	Limits
1634-04-4	Methyl Tert Butyl Ether	25	24.4	98	72-117
100-42-5	Styrene	25	27.3	109	78-119
630-20-6	1,1,1,2-Tetrachloroethane	25	26.7	107	77-122
79-34-5	1,1,2,2-Tetrachloroethane	25	26.2	105	72-120
127-18-4	Tetrachloroethylene	25	26.8	107	76-135
108-88-3	Toluene	25	26.4	106	80-120
87-61-6	1,2,3-Trichlorobenzene	25	25.5	102	68-131
120-82-1	1,2,4-Trichlorobenzene	25	25.6	102	73-129
71-55-6	1,1,1-Trichloroethane	25	25.9	104	75-130
79-00-5	1,1,2-Trichloroethane	25	26.0	104	76-119
79-01-6	Trichloroethylene	25	26.4	106	81-126
75-69-4	Trichlorofluoromethane	25	23.9	96	71-156
1330-20-7	Xylene (total)	75	81.7	109	80-126

CAS No.	Surrogate Recoveries	BSP	Limits
1868-53-7	Dibromofluoromethane	100%	83-118%
17060-07-0	1,2-Dichloroethane-D4	103%	79-125%
2037-26-5	Toluene-D8	99%	85-112%
460-00-4	4-Bromofluorobenzene	100%	83-118%

* = Outside of Control Limits.

Blank Spike Summary

Job Number: FA60039
Account: TTNASA Tetra Tech NUS
Project: NASA-LC 34

Sample	File ID	DF	Analyzed	By	Prep Date	Prep Batch	Analytical Batch
VC5132-BS	C0129304.D	1	12/18/18	SO	n/a	n/a	VC5132

The QC reported here applies to the following samples: **Method:** SW846 8260B

FA60039-2

CAS No.	Compound	Spike ug/l	BSP ug/l	BSP %	Limits
594-20-7	2,2-Dichloropropane	25	25.3	101	74-139
79-20-9	Methyl Acetate	125	120	96	65-126

CAS No.	Surrogate Recoveries	BSP	Limits
1868-53-7	Dibromofluoromethane	101%	83-118%
17060-07-0	1,2-Dichloroethane-D4	98%	79-125%
2037-26-5	Toluene-D8	97%	85-112%
460-00-4	4-Bromofluorobenzene	99%	83-118%

* = Outside of Control Limits.

Blank Spike Summary

Job Number: FA60039
Account: TTNASA Tetra Tech NUS
Project: NASA-LC 34

Sample	File ID	DF	Analyzed	By	Prep Date	Prep Batch	Analytical Batch
V3C123-BS	3C3216.D	1	12/18/18	SP	n/a	n/a	V3C123

The QC reported here applies to the following samples: **Method:** SW846 8260B

FA60039-10, FA60039-11, FA60039-12, FA60039-13, FA60039-14, FA60039-15

CAS No.	Compound	Spike ug/l	BSP ug/l	BSP %	Limits
67-64-1	Acetone	125	134	107	50-147
71-43-2	Benzene	25	24.5	98	81-122
74-97-5	Bromochloromethane	25	26.0	104	76-123
75-27-4	Bromodichloromethane	25	25.7	103	79-123
75-25-2	Bromoform	25	22.0	88	66-123
78-93-3	2-Butanone (MEK)	125	131	105	56-143
75-15-0	Carbon Disulfide	25	30.1	120	66-148
56-23-5	Carbon Tetrachloride	25	24.8	99	76-136
108-90-7	Chlorobenzene	25	23.4	94	82-124
75-00-3	Chloroethane	25	18.8	75	62-144
67-66-3	Chloroform	25	25.1	100	80-124
110-82-7	Cyclohexane	25	27.5	110	73-138
124-48-1	Dibromochloromethane	25	22.5	90	78-122
96-12-8	1,2-Dibromo-3-chloropropane	25	23.3	93	64-123
106-93-4	1,2-Dibromoethane	25	23.6	94	75-120
75-71-8	Dichlorodifluoromethane	25	22.8	91	42-167
95-50-1	1,2-Dichlorobenzene	25	22.9	92	82-124
541-73-1	1,3-Dichlorobenzene	25	23.7	95	84-125
106-46-7	1,4-Dichlorobenzene	25	23.1	92	78-120
75-34-3	1,1-Dichloroethane	25	26.0	104	81-122
107-06-2	1,2-Dichloroethane	25	25.0	100	75-125
75-35-4	1,1-Dichloroethylene	25	27.2	109	78-137
156-59-2	cis-1,2-Dichloroethylene	25	24.3	97	78-120
156-60-5	trans-1,2-Dichloroethylene	25	25.6	102	76-127
78-87-5	1,2-Dichloropropane	25	24.7	99	76-124
10061-01-5	cis-1,3-Dichloropropene	25	24.2	97	75-118
10061-02-6	trans-1,3-Dichloropropene	25	24.7	99	80-120
100-41-4	Ethylbenzene	25	24.3	97	81-121
76-13-1	Freon 113	25	27.0	108	72-134
591-78-6	2-Hexanone	125	132	106	61-129
98-82-8	Isopropylbenzene	25	26.1	104	83-132
79-20-9	Methyl Acetate	125	133	106	65-126
74-83-9	Methyl Bromide	25	10.4	42*	59-143
74-87-3	Methyl Chloride	25	24.6	98	50-159
75-09-2	Methylene Chloride	25	24.6	98	69-135
108-10-1	4-Methyl-2-pentanone (MIBK)	125	130	104	66-122

* = Outside of Control Limits.

Blank Spike Summary

Job Number: FA60039
Account: TTNASA Tetra Tech NUS
Project: NASA-LC 34

Sample	File ID	DF	Analyzed	By	Prep Date	Prep Batch	Analytical Batch
V3C123-BS	3C3216.D	1	12/18/18	SP	n/a	n/a	V3C123

The QC reported here applies to the following samples: **Method:** SW846 8260B

FA60039-10, FA60039-11, FA60039-12, FA60039-13, FA60039-14, FA60039-15

CAS No.	Compound	Spike ug/l	BSP ug/l	BSP %	Limits
1634-04-4	Methyl Tert Butyl Ether	25	24.9	100	72-117
100-42-5	Styrene	25	24.4	98	78-119
630-20-6	1,1,1,2-Tetrachloroethane	25	24.9	100	77-122
79-34-5	1,1,2,2-Tetrachloroethane	25	24.7	99	72-120
127-18-4	Tetrachloroethylene	25	24.6	98	76-135
108-88-3	Toluene	25	24.0	96	80-120
87-61-6	1,2,3-Trichlorobenzene	25	22.4	90	68-131
120-82-1	1,2,4-Trichlorobenzene	25	22.7	91	73-129
71-55-6	1,1,1-Trichloroethane	25	25.2	101	75-130
79-00-5	1,1,2-Trichloroethane	25	23.7	95	76-119
79-01-6	Trichloroethylene	25	25.5	102	81-126
75-69-4	Trichlorofluoromethane	25	23.5	94	71-156
75-01-4	Vinyl Chloride	25	24.4	98	69-159
1330-20-7	Xylene (total)	75	74.0	99	80-126

CAS No.	Surrogate Recoveries	BSP	Limits
1868-53-7	Dibromofluoromethane	103%	83-118%
17060-07-0	1,2-Dichloroethane-D4	106%	79-125%
2037-26-5	Toluene-D8	98%	85-112%
460-00-4	4-Bromofluorobenzene	100%	83-118%

* = Outside of Control Limits.

Blank Spike Summary

Job Number: FA60039
Account: TTNASA Tetra Tech NUS
Project: NASA-LC 34

Sample	File ID	DF	Analyzed	By	Prep Date	Prep Batch	Analytical Batch
VC5135-BS	C0129329.D	1	12/18/18	SO	n/a	n/a	VC5135

The QC reported here applies to the following samples: **Method:** SW846 8260B

FA60039-9

CAS No.	Compound	Spike ug/l	BSP ug/l	BSP %	Limits
75-01-4	Vinyl Chloride	25	24.6	98	69-159

CAS No.	Surrogate Recoveries	BSP	Limits
1868-53-7	Dibromofluoromethane	98%	83-118%
17060-07-0	1,2-Dichloroethane-D4	99%	79-125%
2037-26-5	Toluene-D8	98%	85-112%
460-00-4	4-Bromofluorobenzene	102%	83-118%

* = Outside of Control Limits.

Blank Spike Summary

Job Number: FA60039
Account: TTNASA Tetra Tech NUS
Project: NASA-LC 34

Sample	File ID	DF	Analyzed	By	Prep Date	Prep Batch	Analytical Batch
VY1551-BS [a]	Y39053.D	1	12/18/18	SP	n/a	n/a	VY1551

The QC reported here applies to the following samples: **Method:** SW846 8260B

FA60039-8

CAS No.	Compound	Spike ug/l	BSP ug/l	BSP %	Limits
67-64-1	Acetone	125	121	97	50-147
71-43-2	Benzene	25	26.5	106	81-122
74-97-5	Bromochloromethane	25	29.1	116	76-123
75-27-4	Bromodichloromethane	25	29.7	119	79-123
75-25-2	Bromoform	25	22.5	90	66-123
78-93-3	2-Butanone (MEK)	125	114	91	56-143
75-15-0	Carbon Disulfide	25	29.3	117	66-148
56-23-5	Carbon Tetrachloride	25	32.6	130	76-136
108-90-7	Chlorobenzene	25	23.8	95	82-124
75-00-3	Chloroethane	25	28.2	113	62-144
67-66-3	Chloroform	25	28.8	115	80-124
110-82-7	Cyclohexane	25	27.2	109	73-138
124-48-1	Dibromochloromethane	25	25.7	103	78-122
96-12-8	1,2-Dibromo-3-chloropropane	25	20.9	84	64-123
106-93-4	1,2-Dibromoethane	25	24.3	97	75-120
75-71-8	Dichlorodifluoromethane	25	23.9	96	42-167
95-50-1	1,2-Dichlorobenzene	25	23.3	93	82-124
541-73-1	1,3-Dichlorobenzene	25	23.8	95	84-125
106-46-7	1,4-Dichlorobenzene	25	23.0	92	78-120
75-34-3	1,1-Dichloroethane	25	28.1	112	81-122
107-06-2	1,2-Dichloroethane	25	27.5	110	75-125
75-35-4	1,1-Dichloroethylene	25	27.7	111	78-137
156-60-5	trans-1,2-Dichloroethylene	25	26.9	108	76-127
78-87-5	1,2-Dichloropropane	25	26.2	105	76-124
10061-01-5	cis-1,3-Dichloropropene	25	26.8	107	75-118
10061-02-6	trans-1,3-Dichloropropene	25	24.6	98	80-120
100-41-4	Ethylbenzene	25	24.4	98	81-121
76-13-1	Freon 113	25	28.2	113	72-134
591-78-6	2-Hexanone	125	102	82	61-129
98-82-8	Isopropylbenzene	25	25.9	104	83-132
79-20-9	Methyl Acetate	125	117	94	65-126
74-83-9	Methyl Bromide	25	20.7	83	59-143
74-87-3	Methyl Chloride	25	21.9	88	50-159
75-09-2	Methylene Chloride	25	24.8	99	69-135
108-10-1	4-Methyl-2-pentanone (MIBK)	125	105	84	66-122
1634-04-4	Methyl Tert Butyl Ether	25	26.8	107	72-117

* = Outside of Control Limits.

Blank Spike Summary

Job Number: FA60039
Account: TTNASA Tetra Tech NUS
Project: NASA-LC 34

Sample	File ID	DF	Analyzed	By	Prep Date	Prep Batch	Analytical Batch
VY1551-BS [a]	Y39053.D	1	12/18/18	SP	n/a	n/a	VY1551

The QC reported here applies to the following samples: **Method:** SW846 8260B

FA60039-8

CAS No.	Compound	Spike ug/l	BSP ug/l	BSP %	Limits
100-42-5	Styrene	25	24.9	100	78-119
630-20-6	1,1,1,2-Tetrachloroethane	25	26.1	104	77-122
79-34-5	1,1,2,2-Tetrachloroethane	25	22.6	90	72-120
127-18-4	Tetrachloroethylene	25	25.9	104	76-135
108-88-3	Toluene	25	24.0	96	80-120
87-61-6	1,2,3-Trichlorobenzene	25	23.7	95	68-131
120-82-1	1,2,4-Trichlorobenzene	25	23.7	95	73-129
71-55-6	1,1,1-Trichloroethane	25	30.0	120	75-130
79-00-5	1,1,2-Trichloroethane	25	23.5	94	76-119
79-01-6	Trichloroethylene	25	29.1	116	81-126
75-69-4	Trichlorofluoromethane	25	31.2	125	71-156
75-01-4	Vinyl Chloride	25	23.9	96	69-159
1330-20-7	Xylene (total)	75	75.1	100	80-126

CAS No.	Surrogate Recoveries	BSP	Limits
1868-53-7	Dibromofluoromethane	109%	83-118%
17060-07-0	1,2-Dichloroethane-D4	110%	79-125%
2037-26-5	Toluene-D8	93%	85-112%
460-00-4	4-Bromofluorobenzene	101%	83-118%

(a) No ECC for this run.

* = Outside of Control Limits.

Blank Spike Summary

Job Number: FA60039
Account: TTNASA Tetra Tech NUS
Project: NASA-LC 34

Sample	File ID	DF	Analyzed	By	Prep Date	Prep Batch	Analytical Batch
V1A560-BS	1A14692.D	1	12/19/18	SP	n/a	n/a	V1A560

The QC reported here applies to the following samples: **Method:** SW846 8260B

FA60039-12, FA60039-14

CAS No.	Compound	Spike ug/l	BSP ug/l	BSP %	Limits
67-64-1	Acetone	125	147	118	50-147
71-43-2	Benzene	25	26.4	106	81-122
74-97-5	Bromochloromethane	25	27.5	110	76-123
75-27-4	Bromodichloromethane	25	27.6	110	79-123
75-25-2	Bromoform	25	25.0	100	66-123
78-93-3	2-Butanone (MEK)	125	145	116	56-143
75-15-0	Carbon Disulfide	25	29.4	118	66-148
56-23-5	Carbon Tetrachloride	25	29.9	120	76-136
108-90-7	Chlorobenzene	25	25.3	101	82-124
75-00-3	Chloroethane	25	22.3	89	62-144
67-66-3	Chloroform	25	27.2	109	80-124
110-82-7	Cyclohexane	25	29.5	118	73-138
124-48-1	Dibromochloromethane	25	25.6	102	78-122
96-12-8	1,2-Dibromo-3-chloropropane	25	23.8	95	64-123
106-93-4	1,2-Dibromoethane	25	25.7	103	75-120
75-71-8	Dichlorodifluoromethane	25	22.6	90	42-167
95-50-1	1,2-Dichlorobenzene	25	24.9	100	82-124
541-73-1	1,3-Dichlorobenzene	25	25.6	102	84-125
106-46-7	1,4-Dichlorobenzene	25	24.6	98	78-120
75-34-3	1,1-Dichloroethane	25	27.9	112	81-122
107-06-2	1,2-Dichloroethane	25	26.4	106	75-125
75-35-4	1,1-Dichloroethylene	25	29.1	116	78-137
156-59-2	cis-1,2-Dichloroethylene	25	27.0	108	78-120
156-60-5	trans-1,2-Dichloroethylene	25	27.5	110	76-127
78-87-5	1,2-Dichloropropane	25	26.5	106	76-124
10061-01-5	cis-1,3-Dichloropropene	25	25.2	101	75-118
10061-02-6	trans-1,3-Dichloropropene	25	26.2	105	80-120
100-41-4	Ethylbenzene	25	25.9	104	81-121
76-13-1	Freon 113	25	29.5	118	72-134
591-78-6	2-Hexanone	125	143	114	61-129
98-82-8	Isopropylbenzene	25	27.5	110	83-132
79-20-9	Methyl Acetate	125	147	118	65-126
74-83-9	Methyl Bromide	25	17.7	71	59-143
74-87-3	Methyl Chloride	25	20.9	84	50-159
75-09-2	Methylene Chloride	25	26.8	107	69-135
108-10-1	4-Methyl-2-pentanone (MIBK)	125	133	106	66-122

* = Outside of Control Limits.

Blank Spike Summary

Job Number: FA60039
Account: TTNASA Tetra Tech NUS
Project: NASA-LC 34

Sample	File ID	DF	Analyzed	By	Prep Date	Prep Batch	Analytical Batch
V1A560-BS	1A14692.D	1	12/19/18	SP	n/a	n/a	V1A560

The QC reported here applies to the following samples: **Method:** SW846 8260B

FA60039-12, FA60039-14

CAS No.	Compound	Spike ug/l	BSP ug/l	BSP %	Limits
1634-04-4	Methyl Tert Butyl Ether	25	26.6	106	72-117
100-42-5	Styrene	25	25.3	101	78-119
630-20-6	1,1,1,2-Tetrachloroethane	25	27.2	109	77-122
79-34-5	1,1,2,2-Tetrachloroethane	25	24.9	100	72-120
127-18-4	Tetrachloroethylene	25	27.5	110	76-135
108-88-3	Toluene	25	25.4	102	80-120
87-61-6	1,2,3-Trichlorobenzene	25	25.4	102	68-131
120-82-1	1,2,4-Trichlorobenzene	25	25.5	102	73-129
71-55-6	1,1,1-Trichloroethane	25	27.8	111	75-130
79-00-5	1,1,2-Trichloroethane	25	25.5	102	76-119
79-01-6	Trichloroethylene	25	27.3	109	81-126
75-69-4	Trichlorofluoromethane	25	25.5	102	71-156
75-01-4	Vinyl Chloride	25	22.7	91	69-159
1330-20-7	Xylene (total)	75	77.9	104	80-126

CAS No.	Surrogate Recoveries	BSP	Limits
1868-53-7	Dibromofluoromethane	103%	83-118%
17060-07-0	1,2-Dichloroethane-D4	105%	79-125%
2037-26-5	Toluene-D8	98%	85-112%
460-00-4	4-Bromofluorobenzene	100%	83-118%

* = Outside of Control Limits.

Matrix Spike/Matrix Spike Duplicate Summary

Job Number: FA60039
Account: TTNASA Tetra Tech NUS
Project: NASA-LC 34

Sample	File ID	DF	Analyzed	By	Prep Date	Prep Batch	Analytical Batch
FA59920-15MS	I59356.D	5	12/14/18	AJ	n/a	n/a	VI1805
FA59920-15MSD	I59357.D	5	12/14/18	AJ	n/a	n/a	VI1805
FA59920-15	I59348.D	2.5	12/14/18	AJ	n/a	n/a	VI1805

The QC reported here applies to the following samples: **Method:** SW846 8260B

FA60039-1, FA60039-2, FA60039-3, FA60039-4, FA60039-5, FA60039-6, FA60039-7

CAS No.	Compound	FA59920-15 ug/l	Q	Spike ug/l	MS ug/l	MS %	Spike ug/l	MSD ug/l	MSD %	RPD	Limits Rec/RPD
67-64-1	Acetone	ND		625	524	84	625	534	85	2	50-147/21
71-43-2	Benzene	ND		125	123	98	125	123	98	0	81-122/14
74-97-5	Bromochloromethane	ND		125	114	91	125	113	90	1	76-123/14
75-27-4	Bromodichloromethane	ND		125	108	86	125	108	86	0	79-123/19
75-25-2	Bromoform	ND		125	101	81	125	104	83	3	66-123/21
78-93-3	2-Butanone (MEK)	ND		625	617	99	625	654	105	6	56-143/18
75-15-0	Carbon Disulfide	ND		125	76.8	61*	125	80.7	65*	5	66-148/23
56-23-5	Carbon Tetrachloride	ND		125	104	83	125	113	90	8	76-136/23
108-90-7	Chlorobenzene	ND		125	115	92	125	116	93	1	82-124/14
75-00-3	Chloroethane	ND		125	119	95	125	113	90	5	62-144/20
67-66-3	Chloroform	ND		125	112	90	125	110	88	2	80-124/15
110-82-7	Cyclohexane	ND		125	93.2	75	125	112	90	18	73-138/18
124-48-1	Dibromochloromethane	ND		125	105	84	125	107	86	2	78-122/19
96-12-8	1,2-Dibromo-3-chloropropane	ND		125	103	82	125	109	87	6	64-123/18
106-93-4	1,2-Dibromoethane	ND		125	114	91	125	119	95	4	75-120/13
75-71-8	Dichlorodifluoromethane	ND		125	150	120	125	147	118	2	42-167/19
95-50-1	1,2-Dichlorobenzene	ND		125	119	95	125	119	95	0	82-124/14
541-73-1	1,3-Dichlorobenzene	ND		125	123	98	125	122	98	1	84-125/14
106-46-7	1,4-Dichlorobenzene	ND		125	115	92	125	115	92	0	78-120/15
75-34-3	1,1-Dichloroethane	ND		125	118	94	125	119	95	1	81-122/15
107-06-2	1,2-Dichloroethane	ND		125	110	88	125	107	86	3	75-125/14
75-35-4	1,1-Dichloroethylene	ND		125	114	91	125	121	97	6	78-137/18
156-59-2	cis-1,2-Dichloroethylene	17.5		125	139	97	125	143	100	3	78-120/15
156-60-5	trans-1,2-Dichloroethylene	ND		125	129	103	125	114	91	12	76-127/17
78-87-5	1,2-Dichloropropane	ND		125	120	96	125	120	96	0	76-124/14
10061-01-5	cis-1,3-Dichloropropene	ND		125	96.4	77	125	92.7	74*	4	75-118/23
10061-02-6	trans-1,3-Dichloropropene	ND		125	108	86	125	114	91	5	80-120/22
100-41-4	Ethylbenzene	ND		125	119	95	125	121	97	2	81-121/14
76-13-1	Freon 113	ND		125	98.8	79	125	103	82	4	72-134/20
591-78-6	2-Hexanone	ND		625	601	96	625	630	101	5	61-129/18
98-82-8	Isopropylbenzene	ND		125	121	97	125	123	98	2	83-132/15
74-83-9	Methyl Bromide	ND		125	112	90	125	118	94	5	59-143/19
74-87-3	Methyl Chloride	ND		125	137	110	125	134	107	2	50-159/19
75-09-2	Methylene Chloride	ND		125	124	99	125	131	105	5	69-135/16
108-10-1	4-Methyl-2-pentanone (MIBK)	ND		625	614	98	625	651	104	6	66-122/16
1634-04-4	Methyl Tert Butyl Ether	ND		125	116	93	125	110	88	5	72-117/14

* = Outside of Control Limits.

Matrix Spike/Matrix Spike Duplicate Summary

Job Number: FA60039
Account: TTNASA Tetra Tech NUS
Project: NASA-LC 34

Sample	File ID	DF	Analyzed	By	Prep Date	Prep Batch	Analytical Batch
FA59920-15MS	I59356.D	5	12/14/18	AJ	n/a	n/a	VI1805
FA59920-15MSD	I59357.D	5	12/14/18	AJ	n/a	n/a	VI1805
FA59920-15	I59348.D	2.5	12/14/18	AJ	n/a	n/a	VI1805

The QC reported here applies to the following samples: **Method:** SW846 8260B

FA60039-1, FA60039-2, FA60039-3, FA60039-4, FA60039-5, FA60039-6, FA60039-7

CAS No.	Compound	FA59920-15 ug/l	Q	Spike ug/l	MS ug/l	MS %	Spike ug/l	MSD ug/l	MSD %	RPD	Limits Rec/RPD
100-42-5	Styrene	ND		125	115	92	125	116	93	1	78-119/23
630-20-6	1,1,1,2-Tetrachloroethane	ND		125	112	90	125	111	89	1	77-122/19
79-34-5	1,1,2,2-Tetrachloroethane	ND		125	125	100	125	125	100	0	72-120/14
127-18-4	Tetrachloroethylene	ND		125	125	100	125	124	99	1	76-135/16
108-88-3	Toluene	ND		125	116	93	125	118	94	2	80-120/14
87-61-6	1,2,3-Trichlorobenzene	ND		125	105	84	125	109	87	4	68-131/25
120-82-1	1,2,4-Trichlorobenzene	ND		125	102	82	125	106	85	4	73-129/20
71-55-6	1,1,1-Trichloroethane	ND		125	106	85	125	110	88	4	75-130/16
79-00-5	1,1,2-Trichloroethane	ND		125	122	98	125	124	99	2	76-119/14
79-01-6	Trichloroethylene	137		125	257	96	125	248	89	4	81-126/15
75-69-4	Trichlorofluoromethane	ND		125	120	96	125	127	102	6	71-156/21
75-01-4	Vinyl Chloride	ND		125	137	110	125	141	113	3	69-159/18
1330-20-7	Xylene (total)	ND		375	353	94	375	358	95	1	80-126/15

CAS No.	Surrogate Recoveries	MS	MSD	FA59920-15	Limits
1868-53-7	Dibromofluoromethane	98%	97%	101%	83-118%
17060-07-0	1,2-Dichloroethane-D4	94%	94%	98%	79-125%
2037-26-5	Toluene-D8	95%	97%	100%	85-112%
460-00-4	4-Bromofluorobenzene	97%	99%	97%	83-118%

* = Outside of Control Limits.

Matrix Spike/Matrix Spike Duplicate Summary

Job Number: FA60039
Account: TTNASA Tetra Tech NUS
Project: NASA-LC 34

Sample	File ID	DF	Analyzed	By	Prep Date	Prep Batch	Analytical Batch
FA60039-5MS	C0129266.D	250	12/17/18	SO	n/a	n/a	VC5130
FA60039-5MSD	C0129267.D	250	12/17/18	SO	n/a	n/a	VC5130
FA60039-5	C0129258.D	250	12/17/18	SO	n/a	n/a	VC5130

The QC reported here applies to the following samples: **Method:** SW846 8260B

FA60039-1, FA60039-3, FA60039-4, FA60039-5, FA60039-6, FA60039-7

CAS No.	Compound	FA60039-5 ug/l	Q	Spike ug/l	MS ug/l	MS %	Spike ug/l	MSD ug/l	MSD %	RPD	Limits Rec/RPD
594-20-7	2,2-Dichloropropane	250	U	6250	6780	108	6250	7000	112	3	74-139/17
79-20-9	Methyl Acetate	5000	U	31300	29600	95	31300	34900	112	16	65-126/18

CAS No.	Surrogate Recoveries	MS	MSD	FA60039-5	Limits
1868-53-7	Dibromofluoromethane	99%	100%	98%	83-118%
17060-07-0	1,2-Dichloroethane-D4	100%	102%	104%	79-125%
2037-26-5	Toluene-D8	98%	97%	98%	85-112%
460-00-4	4-Bromofluorobenzene	101%	100%	101%	83-118%

* = Outside of Control Limits.

Matrix Spike/Matrix Spike Duplicate Summary

Job Number: FA60039
Account: TTNASA Tetra Tech NUS
Project: NASA-LC 34

Sample	File ID	DF	Analyzed	By	Prep Date	Prep Batch	Analytical Batch
FA59920-1MS	3C3208.D	1	12/18/18	SP	n/a	n/a	V3C122
FA59920-1MSD	3C3209.D	1	12/18/18	SP	n/a	n/a	V3C122
FA59920-1	3C3197.D	1	12/17/18	SP	n/a	n/a	V3C122

The QC reported here applies to the following samples: **Method:** SW846 8260B

FA60039-8, FA60039-9

CAS No.	Compound	FA59920-1 ug/l	Q	Spike ug/l	MS ug/l	MS %	Spike ug/l	MSD ug/l	MSD %	RPD	Limits Rec/RPD
67-64-1	Acetone	ND		125	146	117	125	140	112	4	50-147/21
71-43-2	Benzene	ND		25	26.7	107	25	25.7	103	4	81-122/14
74-97-5	Bromochloromethane	ND		25	25.3	101	25	24.6	98	3	76-123/14
75-27-4	Bromodichloromethane	ND		25	27.6	110	25	27.1	108	2	79-123/19
75-25-2	Bromoform	ND		25	22.6	90	25	22.5	90	0	66-123/21
78-93-3	2-Butanone (MEK)	ND		125	142	114	125	139	111	2	56-143/18
75-15-0	Carbon Disulfide	ND		25	27.7	111	25	25.2	101	9	66-148/23
56-23-5	Carbon Tetrachloride	ND		25	25.1	100	25	23.8	95	5	76-136/23
108-90-7	Chlorobenzene	ND		25	25.9	104	25	25.2	101	3	82-124/14
75-00-3	Chloroethane	ND		25	19.5	78	25	17.2	69	13	62-144/20
67-66-3	Chloroform	ND		25	26.8	107	25	25.8	103	4	80-124/15
110-82-7	Cyclohexane	ND		25	26.4	106	25	24.9	100	6	73-138/18
124-48-1	Dibromochloromethane	ND		25	23.8	95	25	23.9	96	0	78-122/19
96-12-8	1,2-Dibromo-3-chloropropane	ND		25	25.6	102	25	25.4	102	1	64-123/18
106-93-4	1,2-Dibromoethane	ND		25	25.9	104	25	25.6	102	1	75-120/13
75-71-8	Dichlorodifluoromethane	ND		25	19.4	78	25	18.2	73	6	42-167/19
95-50-1	1,2-Dichlorobenzene	ND		25	25.8	103	25	25.1	100	3	82-124/14
541-73-1	1,3-Dichlorobenzene	ND		25	26.4	106	25	25.4	102	4	84-125/14
106-46-7	1,4-Dichlorobenzene	ND		25	25.6	102	25	24.5	98	4	78-120/15
75-34-3	1,1-Dichloroethane	ND		25	28.8	115	25	27.5	110	5	81-122/15
107-06-2	1,2-Dichloroethane	ND		25	28.3	113	25	27.6	110	3	75-125/14
75-35-4	1,1-Dichloroethylene	ND		25	29.5	118	25	27.3	109	8	78-137/18
156-59-2	cis-1,2-Dichloroethylene	ND		25	26.4	106	25	25.5	102	3	78-120/15
156-60-5	trans-1,2-Dichloroethylene	ND		25	28.1	112	25	26.6	106	5	76-127/17
78-87-5	1,2-Dichloropropane	ND		25	27.5	110	25	26.7	107	3	76-124/14
10061-01-5	cis-1,3-Dichloropropene	ND		25	23.9	96	25	24.0	96	0	75-118/23
10061-02-6	trans-1,3-Dichloropropene	ND		25	25.2	101	25	24.7	99	2	80-120/22
100-41-4	Ethylbenzene	ND		25	26.2	105	25	25.0	100	5	81-121/14
76-13-1	Freon 113	ND		25	25.9	104	25	23.6	94	9	72-134/20
591-78-6	2-Hexanone	ND		125	145	116	125	141	113	3	61-129/18
98-82-8	Isopropylbenzene	ND		25	28.4	114	25	27.1	108	5	83-132/15
79-20-9	Methyl Acetate	ND		125	136	109	125	131	105	4	65-126/18
74-83-9	Methyl Bromide	ND		25	4.4	18*	25	5.0	20*	13	59-143/19
74-87-3	Methyl Chloride	ND		25	20.8	83	25	19.9	80	4	50-159/19
75-09-2	Methylene Chloride	ND		25	28.1	112	25	26.7	107	5	69-135/16
108-10-1	4-Methyl-2-pentanone (MIBK)	ND		125	143	114	125	140	112	2	66-122/16

* = Outside of Control Limits.

Matrix Spike/Matrix Spike Duplicate Summary

Job Number: FA60039
Account: TTNASA Tetra Tech NUS
Project: NASA-LC 34

Sample	File ID	DF	Analyzed	By	Prep Date	Prep Batch	Analytical Batch
FA59920-1MS	3C3208.D	1	12/18/18	SP	n/a	n/a	V3C122
FA59920-1MSD	3C3209.D	1	12/18/18	SP	n/a	n/a	V3C122
FA59920-1	3C3197.D	1	12/17/18	SP	n/a	n/a	V3C122

The QC reported here applies to the following samples: **Method:** SW846 8260B

FA60039-8, FA60039-9

CAS No.	Compound	FA59920-1 ug/l	Q	Spike ug/l	MS ug/l	MS %	Spike ug/l	MSD ug/l	MSD %	RPD	Limits Rec/RPD
1634-04-4	Methyl Tert Butyl Ether	ND		25	24.7	99	25	24.5	98	1	72-117/14
100-42-5	Styrene	ND		25	26.9	108	25	25.9	104	4	78-119/23
630-20-6	1,1,1,2-Tetrachloroethane	ND		25	26.4	106	25	26.0	104	2	77-122/19
79-34-5	1,1,2,2-Tetrachloroethane	ND		25	27.3	109	25	26.8	107	2	72-120/14
127-18-4	Tetrachloroethylene	ND		25	26.2	105	25	24.9	100	5	76-135/16
108-88-3	Toluene	ND		25	25.7	103	25	24.8	99	4	80-120/14
87-61-6	1,2,3-Trichlorobenzene	ND		25	25.0	100	25	23.9	96	4	68-131/25
120-82-1	1,2,4-Trichlorobenzene	ND		25	24.7	99	25	23.7	95	4	73-129/20
71-55-6	1,1,1-Trichloroethane	ND		25	27.0	108	25	25.5	102	6	75-130/16
79-00-5	1,1,2-Trichloroethane	ND		25	25.9	104	25	25.2	101	3	76-119/14
79-01-6	Trichloroethylene	ND		25	27.8	111	25	26.2	105	6	81-126/15
75-69-4	Trichlorofluoromethane	ND		25	24.8	99	25	25.0	100	1	71-156/21
1330-20-7	Xylene (total)	ND		75	80.7	108	75	77.7	104	4	80-126/15

CAS No.	Surrogate Recoveries	MS	MSD	FA59920-1	Limits
1868-53-7	Dibromofluoromethane	103%	103%	103%	83-118%
17060-07-0	1,2-Dichloroethane-D4	110%	109%	109%	79-125%
2037-26-5	Toluene-D8	96%	97%	98%	85-112%
460-00-4	4-Bromofluorobenzene	98%	100%	102%	83-118%

* = Outside of Control Limits.

Matrix Spike/Matrix Spike Duplicate Summary

Job Number: FA60039
Account: TTNASA Tetra Tech NUS
Project: NASA-LC 34

Sample	File ID	DF	Analyzed	By	Prep Date	Prep Batch	Analytical Batch
FA60017-2MS	C0129315.D	1	12/18/18	SO	n/a	n/a	VC5132
FA60017-2MSD	C0129316.D	1	12/18/18	SO	n/a	n/a	VC5132
FA60017-2	C0129306.D	1	12/18/18	SO	n/a	n/a	VC5132

The QC reported here applies to the following samples: **Method:** SW846 8260B

FA60039-2

CAS No.	Compound	FA60017-2 ug/l	Q	Spike ug/l	MS ug/l	MS %	Spike ug/l	MSD ug/l	MSD %	RPD	Limits Rec/RPD
594-20-7	2,2-Dichloropropane	1.0 U		25	26.1	104	25	25.6	102	2	74-139/17
79-20-9	Methyl Acetate	20 U		125	141	113	125	134	107	5	65-126/18

CAS No.	Surrogate Recoveries	MS	MSD	FA60017-2	Limits
1868-53-7	Dibromofluoromethane	102%	100%	98%	83-118%
17060-07-0	1,2-Dichloroethane-D4	100%	101%	102%	79-125%
2037-26-5	Toluene-D8	97%	98%	96%	85-112%
460-00-4	4-Bromofluorobenzene	103%	102%	100%	83-118%

* = Outside of Control Limits.

Matrix Spike/Matrix Spike Duplicate Summary

Job Number: FA60039
Account: TTNASA Tetra Tech NUS
Project: NASA-LC 34

Sample	File ID	DF	Analyzed	By	Prep Date	Prep Batch	Analytical Batch
FA60135-15MS	C0129332.D	100	12/18/18	SO	n/a	n/a	VC5135
FA60135-15MSD	C0129333.D	100	12/18/18	SO	n/a	n/a	VC5135
FA60135-15	C0129331.D	100	12/18/18	SO	n/a	n/a	VC5135

The QC reported here applies to the following samples: **Method:** SW846 8260B

FA60039-9

CAS No.	Compound	FA60135-15 ug/l	Q	Spike ug/l	MS ug/l	MS %	Spike ug/l	MSD ug/l	MSD %	RPD	Limits Rec/RPD
75-01-4	Vinyl Chloride	ND		2500	2300	92	2500	2300	92	0	69-159/18

CAS No.	Surrogate Recoveries	MS	MSD	FA60135-15	Limits
1868-53-7	Dibromofluoromethane	99%	101%	97%	83-118%
17060-07-0	1,2-Dichloroethane-D4	100%	100%	99%	79-125%
2037-26-5	Toluene-D8	97%	98%	99%	85-112%
460-00-4	4-Bromofluorobenzene	99%	101%	103%	83-118%

* = Outside of Control Limits.

Matrix Spike/Matrix Spike Duplicate Summary

Job Number: FA60039
Account: TTNASA Tetra Tech NUS
Project: NASA-LC 34

Sample	File ID	DF	Analyzed	By	Prep Date	Prep Batch	Analytical Batch
FA60039-10MS	3C3239.D	1	12/18/18	SP	n/a	n/a	V3C123
FA60039-10MSD	3C3240.D	1	12/19/18	SP	n/a	n/a	V3C123
FA60039-10	3C3219.D	1	12/18/18	SP	n/a	n/a	V3C123

The QC reported here applies to the following samples: **Method:** SW846 8260B

FA60039-10, FA60039-11, FA60039-12, FA60039-13, FA60039-14, FA60039-15

CAS No.	Compound	FA60039-10 ug/l	Q	Spike ug/l	MS ug/l	MS %	Spike ug/l	MSD ug/l	MSD %	RPD	Limits Rec/RPD
67-64-1	Acetone	25 U		125	146	117	125	132	106	10	50-147/21
71-43-2	Benzene	1.0 U		25	25.3	101	25	23.5	94	7	81-122/14
74-97-5	Bromochloromethane	1.0 U		25	26.9	108	25	24.7	99	9	76-123/14
75-27-4	Bromodichloromethane	1.0 U		25	27.7	111	25	25.5	102	8	79-123/19
75-25-2	Bromoform	1.0 U		25	22.0	88	25	20.5	82	7	66-123/21
78-93-3	2-Butanone (MEK)	5.0 U		125	143	114	125	125	100	13	56-143/18
75-15-0	Carbon Disulfide	2.0 U		25	32.3	129	25	29.1	116	10	66-148/23
56-23-5	Carbon Tetrachloride	1.0 U		25	25.7	103	25	23.8	95	8	76-136/23
108-90-7	Chlorobenzene	1.0 U		25	24.3	97	25	22.7	91	7	82-124/14
75-00-3	Chloroethane	2.0 U		25	18.0	72	25	16.3	65	10	62-144/20
67-66-3	Chloroform	1.0 U		25	26.9	108	25	24.8	99	8	80-124/15
110-82-7	Cyclohexane	1.0 U		25	28.2	113	25	26.1	104	8	73-138/18
124-48-1	Dibromochloromethane	1.0 U		25	22.8	91	25	21.8	87	4	78-122/19
96-12-8	1,2-Dibromo-3-chloropropane	5.0 U		25	24.8	99	25	22.1	88	12	64-123/18
106-93-4	1,2-Dibromoethane	2.0 U		25	24.0	96	25	22.7	91	6	75-120/13
75-71-8	Dichlorodifluoromethane	2.0 U		25	24.5	98	25	23.0	92	6	42-167/19
95-50-1	1,2-Dichlorobenzene	1.0 U		25	24.2	97	25	22.2	89	9	82-124/14
541-73-1	1,3-Dichlorobenzene	1.0 U		25	24.5	98	25	22.6	90	8	84-125/14
106-46-7	1,4-Dichlorobenzene	1.0 U		25	24.1	96	25	22.3	89	8	78-120/15
75-34-3	1,1-Dichloroethane	1.0 U		25	27.8	111	25	25.6	102	8	81-122/15
107-06-2	1,2-Dichloroethane	1.0 U		25	27.7	111	25	25.6	102	8	75-125/14
75-35-4	1,1-Dichloroethylene	1.0 U		25	27.7	111	25	26.1	104	6	78-137/18
156-59-2	cis-1,2-Dichloroethylene	0.97	I	25	26.3	101	25	24.2	93	8	78-120/15
156-60-5	trans-1,2-Dichloroethylene	1.0 U		25	26.8	107	25	24.8	99	8	76-127/17
78-87-5	1,2-Dichloropropane	1.0 U		25	26.1	104	25	24.3	97	7	76-124/14
10061-01-5	cis-1,3-Dichloropropene	1.0 U		25	22.9	92	25	21.1	84	8	75-118/23
10061-02-6	trans-1,3-Dichloropropene	1.0 U		25	23.6	94	25	22.2	89	6	80-120/22
100-41-4	Ethylbenzene	1.0 U		25	25.0	100	25	23.4	94	7	81-121/14
76-13-1	Freon 113	1.0 U		25	28.6	114	25	26.2	105	9	72-134/20
591-78-6	2-Hexanone	10 U		125	119	95	125	136	109	13	61-129/18
98-82-8	Isopropylbenzene	1.0 U		25	26.8	107	25	24.9	100	7	83-132/15
79-20-9	Methyl Acetate	20 U		125	136	109	125	122	98	11	65-126/18
74-83-9	Methyl Bromide	2.0 U		25	7.5	30*	25	5.7	23*	27*	59-143/19
74-87-3	Methyl Chloride	2.0 U		25	21.6	86	25	19.4	78	11	50-159/19
75-09-2	Methylene Chloride	5.0 U		25	26.6	106	25	24.2	97	9	69-135/16
108-10-1	4-Methyl-2-pentanone (MIBK)	5.0 U		125	143	114	125	131	105	9	66-122/16

* = Outside of Control Limits.

Matrix Spike/Matrix Spike Duplicate Summary

Job Number: FA60039
Account: TTNASA Tetra Tech NUS
Project: NASA-LC 34

Sample	File ID	DF	Analyzed	By	Prep Date	Prep Batch	Analytical Batch
FA60039-10MS	3C3239.D	1	12/18/18	SP	n/a	n/a	V3C123
FA60039-10MSD	3C3240.D	1	12/19/18	SP	n/a	n/a	V3C123
FA60039-10	3C3219.D	1	12/18/18	SP	n/a	n/a	V3C123

The QC reported here applies to the following samples: **Method:** SW846 8260B

FA60039-10, FA60039-11, FA60039-12, FA60039-13, FA60039-14, FA60039-15

CAS No.	Compound	FA60039-10 ug/l	Q	Spike ug/l	MS ug/l	MS %	Spike ug/l	MSD ug/l	MSD %	RPD	Limits Rec/RPD
1634-04-4	Methyl Tert Butyl Ether	1.0 U		25	25.7	103	25	24.4	98	5	72-117/14
100-42-5	Styrene	1.0 U		25	25.1	100	25	23.2	93	8	78-119/23
630-20-6	1,1,1,2-Tetrachloroethane	1.0 U		25	25.7	103	25	24.1	96	6	77-122/19
79-34-5	1,1,2,2-Tetrachloroethane	1.0 U		25	25.1	100	25	23.2	93	8	72-120/14
127-18-4	Tetrachloroethylene	1.0 U		25	24.8	99	25	23.2	93	7	76-135/16
108-88-3	Toluene	1.0 U		25	23.9	96	25	22.7	91	5	80-120/14
87-61-6	1,2,3-Trichlorobenzene	2.0 U		25	24.0	96	25	21.3	85	12	68-131/25
120-82-1	1,2,4-Trichlorobenzene	2.0 U		25	23.4	94	25	21.1	84	10	73-129/20
71-55-6	1,1,1-Trichloroethane	1.0 U		25	26.9	108	25	25.0	100	7	75-130/16
79-00-5	1,1,2-Trichloroethane	1.0 U		25	24.0	96	25	23.2	93	3	76-119/14
79-01-6	Trichloroethylene	1.0 U		25	27.5	110	25	25.1	100	9	81-126/15
75-69-4	Trichlorofluoromethane	2.0 U		25	24.3	97	25	23.6	94	3	71-156/21
75-01-4	Vinyl Chloride	6.0		25	31.6	102	25	30.5	98	4	69-159/18
1330-20-7	Xylene (total)	3.0 U		75	76.4	102	75	71.5	95	7	80-126/15

CAS No.	Surrogate Recoveries	MS	MSD	FA60039-10	Limits
1868-53-7	Dibromofluoromethane	103%	102%	103%	83-118%
17060-07-0	1,2-Dichloroethane-D4	113%	109%	108%	79-125%
2037-26-5	Toluene-D8	94%	96%	96%	85-112%
460-00-4	4-Bromofluorobenzene	97%	100%	101%	83-118%

* = Outside of Control Limits.

Matrix Spike/Matrix Spike Duplicate Summary

Job Number: FA60039
Account: TTNASA Tetra Tech NUS
Project: NASA-LC 34

Sample	File ID	DF	Analyzed	By	Prep Date	Prep Batch	Analytical Batch
FA60039-8MS	Y39066.D	25	12/19/18	SP	n/a	n/a	VY1551
FA60039-8MSD	Y39067.D	25	12/19/18	SP	n/a	n/a	VY1551
FA60039-8	Y39057.D	25	12/18/18	SP	n/a	n/a	VY1551

The QC reported here applies to the following samples: **Method:** SW846 8260B

FA60039-8

CAS No.	Compound	FA60039-8 ug/l	Q	Spike ug/l	MS ug/l	MS %	Spike ug/l	MSD ug/l	MSD %	RPD	Limits Rec/RPD
67-64-1	Acetone	630 U		3130	3360	108	3130	3230	103	4	50-147/21
71-43-2	Benzene	25 U		625	628	100	625	598	96	5	81-122/14
74-97-5	Bromochloromethane	25 U		625	725	116	625	698	112	4	76-123/14
75-27-4	Bromodichloromethane	25 U		625	735	118	625	706	113	4	79-123/19
75-25-2	Bromoform	25 U		625	586	94	625	569	91	3	66-123/21
78-93-3	2-Butanone (MEK)	130 U		3130	3090	99	3130	2950	94	5	56-143/18
75-15-0	Carbon Disulfide	50 U		625	764	122	625	641	103	18	66-148/23
56-23-5	Carbon Tetrachloride	25 U		625	831	133	625	773	124	7	76-136/23
108-90-7	Chlorobenzene	25 U		625	576	92	625	554	89	4	82-124/14
75-00-3	Chloroethane	50 U		625	843	135	625	683	109	21*	62-144/20
67-66-3	Chloroform	25 U		625	710	114	625	682	109	4	80-124/15
110-82-7	Cyclohexane	25 U		625	636	102	625	600	96	6	73-138/18
124-48-1	Dibromochloromethane	25 U		625	624	100	625	612	98	2	78-122/19
96-12-8	1,2-Dibromo-3-chloropropane	130 U		625	571	91	625	549	88	4	64-123/18
106-93-4	1,2-Dibromoethane	50 U		625	601	96	625	588	94	2	75-120/13
75-71-8	Dichlorodifluoromethane	50 U		625	613	98	625	570	91	7	42-167/19
95-50-1	1,2-Dichlorobenzene	25 U		625	568	91	625	539	86	5	82-124/14
541-73-1	1,3-Dichlorobenzene	25 U		625	572	92	625	544	87	5	84-125/14
106-46-7	1,4-Dichlorobenzene	25 U		625	557	89	625	534	85	4	78-120/15
75-34-3	1,1-Dichloroethane	25 U		625	687	110	625	660	106	4	81-122/15
107-06-2	1,2-Dichloroethane	25 U		625	722	116	625	698	112	3	75-125/14
75-35-4	1,1-Dichloroethylene	25 U		625	703	112	625	644	103	9	78-137/18
156-60-5	trans-1,2-Dichloroethylene	7.4	I	625	675	107	625	621	98	8	76-127/17
78-87-5	1,2-Dichloropropane	25 U		625	612	98	625	604	97	1	76-124/14
10061-01-5	cis-1,3-Dichloropropene	25 U		625	638	102	625	614	98	4	75-118/23
10061-02-6	trans-1,3-Dichloropropene	25 U		625	598	96	625	578	92	3	80-120/22
100-41-4	Ethylbenzene	25 U		625	590	94	625	561	90	5	81-121/14
76-13-1	Freon 113	25 U		625	701	112	625	652	104	7	72-134/20
591-78-6	2-Hexanone	250 U		3130	2800	90	3130	2660	85	5	61-129/18
98-82-8	Isopropylbenzene	25 U		625	629	101	625	601	96	5	83-132/15
79-20-9	Methyl Acetate	500 U		3130	3120	100	3130	2990	96	4	65-126/18
74-83-9	Methyl Bromide	50 U		625	375	60	625	329	53*	13	59-143/19
74-87-3	Methyl Chloride	50 U		625	525	84	625	498	80	5	50-159/19
75-09-2	Methylene Chloride	130 U		625	610	98	625	589	94	4	69-135/16
108-10-1	4-Methyl-2-pentanone (MIBK)	130 U		3130	2790	89	3130	2700	86	3	66-122/16
1634-04-4	Methyl Tert Butyl Ether	25 U		625	680	109	625	665	106	2	72-117/14

* = Outside of Control Limits.

Matrix Spike/Matrix Spike Duplicate Summary

Job Number: FA60039
Account: TTNASA Tetra Tech NUS
Project: NASA-LC 34

Sample	File ID	DF	Analyzed	By	Prep Date	Prep Batch	Analytical Batch
FA60039-8MS	Y39066.D	25	12/19/18	SP	n/a	n/a	VY1551
FA60039-8MSD	Y39067.D	25	12/19/18	SP	n/a	n/a	VY1551
FA60039-8	Y39057.D	25	12/18/18	SP	n/a	n/a	VY1551

The QC reported here applies to the following samples: **Method:** SW846 8260B

FA60039-8

CAS No.	Compound	FA60039-8 ug/l	Q	Spike ug/l	MS ug/l	MS %	Spike ug/l	MSD ug/l	MSD %	RPD	Limits Rec/RPD
100-42-5	Styrene	25	U	625	608	97	625	566	91	7	78-119/23
630-20-6	1,1,1,2-Tetrachloroethane	25	U	625	636	102	625	622	100	2	77-122/19
79-34-5	1,1,2,2-Tetrachloroethane	25	U	625	576	92	625	556	89	4	72-120/14
127-18-4	Tetrachloroethylene	25	U	625	612	98	625	584	93	5	76-135/16
108-88-3	Toluene	25	U	625	571	91	625	548	88	4	80-120/14
87-61-6	1,2,3-Trichlorobenzene	50	U	625	576	92	625	595	95	3	68-131/25
120-82-1	1,2,4-Trichlorobenzene	50	U	625	564	90	625	571	91	1	73-129/20
71-55-6	1,1,1-Trichloroethane	25	U	625	750	120	625	712	114	5	75-130/16
79-00-5	1,1,2-Trichloroethane	25	U	625	568	91	625	560	90	1	76-119/14
79-01-6	Trichloroethylene	25	U	625	695	111	625	666	107	4	81-126/15
75-69-4	Trichlorofluoromethane	50	U	625	844	135	625	776	124	8	71-156/21
75-01-4	Vinyl Chloride	1590		625	1930	54* [a]	625	1830	38* [a]	5	69-159/18
1330-20-7	Xylene (total)	75	U	1880	1800	96	1880	1730	92	4	80-126/15

CAS No.	Surrogate Recoveries	MS	MSD	FA60039-8	Limits
1868-53-7	Dibromofluoromethane	112%	110%	113%	83-118%
17060-07-0	1,2-Dichloroethane-D4	118%	116%	118%	79-125%
2037-26-5	Toluene-D8	91%	92%	90%	85-112%
460-00-4	4-Bromofluorobenzene	99%	99%	99%	83-118%

(a) Outside control limits due to high level in sample relative to spike amount.

* = Outside of Control Limits.

Matrix Spike/Matrix Spike Duplicate Summary

Job Number: FA60039
Account: TTNASA Tetra Tech NUS
Project: NASA-LC 34

Sample	File ID	DF	Analyzed	By	Prep Date	Prep Batch	Analytical Batch
FA60104-10MS	1A14714.D	1	12/19/18	SP	n/a	n/a	V1A560
FA60104-10MSD	1A14715.D	1	12/19/18	SP	n/a	n/a	V1A560
FA60104-10	1A14695.D	1	12/19/18	SP	n/a	n/a	V1A560

The QC reported here applies to the following samples: **Method:** SW846 8260B

FA60039-12, FA60039-14

CAS No.	Compound	FA60104-10 ug/l	Q	Spike ug/l	MS ug/l	MS %	Spike ug/l	MSD ug/l	MSD %	RPD	Limits Rec/RPD
67-64-1	Acetone	25 U		125	140	112	125	136	109	3	50-147/21
71-43-2	Benzene	1.0 U		25	25.8	103	25	25.0	100	3	81-122/14
74-97-5	Bromochloromethane	1.0 U		25	28.2	113	25	26.8	107	5	76-123/14
75-27-4	Bromodichloromethane	1.0 U		25	26.5	106	25	25.7	103	3	79-123/19
75-25-2	Bromoform	1.0 U		25	23.2	93	25	22.8	91	2	66-123/21
78-93-3	2-Butanone (MEK)	5.0 U		125	138	110	125	136	109	1	56-143/18
75-15-0	Carbon Disulfide	2.0 U		25	29.1	116	25	27.8	111	5	66-148/23
56-23-5	Carbon Tetrachloride	1.0 U		25	28.8	115	25	28.1	112	2	76-136/23
108-90-7	Chlorobenzene	1.0 U		25	24.8	99	25	24.2	97	2	82-124/14
75-00-3	Chloroethane	2.0 U		25	23.6	94	25	24.0	96	2	62-144/20
67-66-3	Chloroform	1.0 U		25	26.8	107	25	26.2	105	2	80-124/15
110-82-7	Cyclohexane	1.0 U		25	28.5	114	25	27.3	109	4	73-138/18
124-48-1	Dibromochloromethane	1.0 U		25	23.9	96	25	23.4	94	2	78-122/19
96-12-8	1,2-Dibromo-3-chloropropane	5.0 U		25	23.1	92	25	22.5	90	3	64-123/18
106-93-4	1,2-Dibromoethane	2.0 U		25	24.3	97	25	23.8	95	2	75-120/13
75-71-8	Dichlorodifluoromethane	2.0 U		25	23.7	95	25	22.8	91	4	42-167/19
95-50-1	1,2-Dichlorobenzene	1.0 U		25	23.9	96	25	23.4	94	2	82-124/14
541-73-1	1,3-Dichlorobenzene	1.0 U		25	24.4	98	25	24.2	97	1	84-125/14
106-46-7	1,4-Dichlorobenzene	1.0 U		25	23.7	95	25	23.2	93	2	78-120/15
75-34-3	1,1-Dichloroethane	1.0 U		25	27.7	111	25	26.8	107	3	81-122/15
107-06-2	1,2-Dichloroethane	1.0 U		25	26.3	105	25	25.8	103	2	75-125/14
75-35-4	1,1-Dichloroethylene	1.0 U		25	28.6	114	25	27.4	110	4	78-137/18
156-59-2	cis-1,2-Dichloroethylene	5.1		25	31.4	105	25	30.2	100	4	78-120/15
156-60-5	trans-1,2-Dichloroethylene	1.0 U		25	27.1	108	25	26.4	106	3	76-127/17
78-87-5	1,2-Dichloropropane	1.0 U		25	25.9	104	25	25.1	100	3	76-124/14
10061-01-5	cis-1,3-Dichloropropene	1.0 U		25	22.9	92	25	22.3	89	3	75-118/23
10061-02-6	trans-1,3-Dichloropropene	1.0 U		25	24.2	97	25	23.6	94	3	80-120/22
100-41-4	Ethylbenzene	1.0 U		25	25.1	100	25	24.0	96	4	81-121/14
76-13-1	Freon 113	1.0 U		25	29.7	119	25	28.4	114	4	72-134/20
591-78-6	2-Hexanone	10 U		125	139	111	125	138	110	1	61-129/18
98-82-8	Isopropylbenzene	1.0 U		25	26.3	105	25	25.6	102	3	83-132/15
79-20-9	Methyl Acetate	20 U		125	139	111	125	136	109	2	65-126/18
74-83-9	Methyl Bromide	2.0 U		25	12.9	52*	25	15.0	60	15	59-143/19
74-87-3	Methyl Chloride	2.0 U		25	22.3	89	25	20.9	84	6	50-159/19
75-09-2	Methylene Chloride	5.0 U		25	27.0	108	25	25.9	104	4	69-135/16
108-10-1	4-Methyl-2-pentanone (MIBK)	5.0 U		125	129	103	125	127	102	2	66-122/16

* = Outside of Control Limits.

Matrix Spike/Matrix Spike Duplicate Summary

Job Number: FA60039
Account: TTNASA Tetra Tech NUS
Project: NASA-LC 34

Sample	File ID	DF	Analyzed	By	Prep Date	Prep Batch	Analytical Batch
FA60104-10MS	1A14714.D	1	12/19/18	SP	n/a	n/a	V1A560
FA60104-10MSD	1A14715.D	1	12/19/18	SP	n/a	n/a	V1A560
FA60104-10	1A14695.D	1	12/19/18	SP	n/a	n/a	V1A560

The QC reported here applies to the following samples: **Method:** SW846 8260B

FA60039-12, FA60039-14

CAS No.	Compound	FA60104-10 ug/l	Q	Spike ug/l	MS ug/l	MS %	Spike ug/l	MSD ug/l	MSD %	RPD	Limits Rec/RPD
1634-04-4	Methyl Tert Butyl Ether	1.0	U	25	25.4	102	25	25.0	100	2	72-117/14
100-42-5	Styrene	1.0	U	25	24.2	97	25	23.6	94	3	78-119/23
630-20-6	1,1,1,2-Tetrachloroethane	1.0	U	25	25.8	103	25	25.5	102	1	77-122/19
79-34-5	1,1,2,2-Tetrachloroethane	1.0	U	25	24.4	98	25	24.3	97	0	72-120/14
127-18-4	Tetrachloroethylene	1.0	U	25	25.7	103	25	24.7	99	4	76-135/16
108-88-3	Toluene	1.0	U	25	24.7	99	25	23.8	95	4	80-120/14
87-61-6	1,2,3-Trichlorobenzene	2.0	U	25	24.1	96	25	23.3	93	3	68-131/25
120-82-1	1,2,4-Trichlorobenzene	2.0	U	25	23.9	96	25	23.1	92	3	73-129/20
71-55-6	1,1,1-Trichloroethane	1.0	U	25	27.2	109	25	26.2	105	4	75-130/16
79-00-5	1,1,2-Trichloroethane	1.0	U	25	24.3	97	25	24.0	96	1	76-119/14
79-01-6	Trichloroethylene	1.0	U	25	26.8	107	25	26.0	104	3	81-126/15
75-69-4	Trichlorofluoromethane	2.0	U	25	27.0	108	25	25.8	103	5	71-156/21
75-01-4	Vinyl Chloride	14.4		25	35.5	84	25	35.8	86	1	69-159/18
1330-20-7	Xylene (total)	3.0	U	75	74.8	100	75	72.9	97	3	80-126/15

CAS No.	Surrogate Recoveries	MS	MSD	FA60104-10	Limits
1868-53-7	Dibromofluoromethane	102%	103%	99%	83-118%
17060-07-0	1,2-Dichloroethane-D4	107%	105%	100%	79-125%
2037-26-5	Toluene-D8	97%	97%	96%	85-112%
460-00-4	4-Bromofluorobenzene	97%	98%	100%	83-118%

* = Outside of Control Limits.

Instrument Performance Check (BFB)

Job Number: FA60039
Account: TTNASA Tetra Tech NUS
Project: NASA-LC 34

Sample: V1A552-BFB
Lab File ID: 1A14477.D
Instrument ID: GCMS1A
Injection Date: 12/13/18
Injection Time: 13:03

m/e	Ion Abundance Criteria	Raw Abundance	% Relative Abundance		Pass/Fail
50	15.0 - 40.0% of mass 95	45184	19.6		Pass
75	30.0 - 60.0% of mass 95	104643	45.3		Pass
95	Base peak, 100% relative abundance	230912	100.0		Pass
96	5.0 - 9.0% of mass 95	15835	6.86		Pass
173	Less than 2.0% of mass 174	1085	0.47	(0.56) [a]	Pass
174	50.0 - 100.0% of mass 95	195413	84.6		Pass
175	5.0 - 9.0% of mass 174	14174	6.14	(7.25) [a]	Pass
176	95.0 - 101.0% of mass 174	188864	81.8	(96.6) [a]	Pass
177	5.0 - 9.0% of mass 176	12231	5.30	(6.48) [b]	Pass

(a) Value is % of mass 174
(b) Value is % of mass 176

This check applies to the following Samples, MS, MSD, Blanks, and Standards:

Lab Sample ID	Lab File ID	Date Analyzed	Time Analyzed	Hours Lapsed	Client Sample ID
V1A552-IC552	1A14478.D	12/13/18	13:36	00:33	Initial cal 1
V1A552-IC552	1A14479.D	12/13/18	14:04	01:01	Initial cal 2
V1A552-IC552	1A14480.D	12/13/18	14:32	01:29	Initial cal 3
V1A552-IC552	1A14481.D	12/13/18	15:00	01:57	Initial cal 4
V1A552-ICC552	1A14482.D	12/13/18	15:28	02:25	Initial cal 5
V1A552-IC552	1A14483.D	12/13/18	15:55	02:52	Initial cal 6
V1A552-IC552	1A14484.D	12/13/18	16:23	03:20	Initial cal 7
V1A552-ICV552	1A14486.D	12/13/18	17:19	04:16	Initial cal verification 5
V1A552-ICV552	1A14487.D	12/13/18	17:46	04:43	Initial cal verification 5
V1A552-BS	1A14487.D	12/13/18	17:47	04:44	Blank Spike
V1A552-MB	1A14488.D	12/13/18	18:15	05:12	Method Blank
ZZZZZZ	1A14489.D	12/13/18	18:43	05:40	(unrelated sample)
ZZZZZZ	1A14490.D	12/13/18	19:10	06:07	(unrelated sample)
ZZZZZZ	1A14491.D	12/13/18	19:38	06:35	(unrelated sample)
ZZZZZZ	1A14492.D	12/13/18	20:06	07:03	(unrelated sample)
ZZZZZZ	1A14493.D	12/13/18	20:34	07:31	(unrelated sample)
ZZZZZZ	1A14494.D	12/13/18	21:02	07:59	(unrelated sample)
ZZZZZZ	1A14495.D	12/13/18	21:30	08:27	(unrelated sample)
FA60099-2	1A14497.D	12/13/18	22:26	09:23	(used for QC only; not part of job FA60039)
ZZZZZZ	1A14498.D	12/13/18	22:53	09:50	(unrelated sample)
ZZZZZZ	1A14499.D	12/13/18	23:21	10:18	(unrelated sample)
FA60099-2MS	1A14500.D	12/13/18	23:49	10:46	Matrix Spike
FA60099-2MSD	1A14501.D	12/14/18	00:16	11:13	Matrix Spike Duplicate
V1A552-ECC552	1A14502.D	12/14/18	00:44	11:41	Ending cal 5

Instrument Performance Check (BFB)

Job Number: FA60039
Account: TTNASA Tetra Tech NUS
Project: NASA-LC 34

Sample: V1A560-BFB
Lab File ID: 1A14691.D
Instrument ID: GCMS1A
Injection Date: 12/19/18
Injection Time: 07:59

m/e	Ion Abundance Criteria	Raw Abundance	% Relative Abundance		Pass/Fail
50	15.0 - 40.0% of mass 95	50387	20.4		Pass
75	30.0 - 60.0% of mass 95	117365	47.5		Pass
95	Base peak, 100% relative abundance	247104	100.0		Pass
96	5.0 - 9.0% of mass 95	16497	6.68		Pass
173	Less than 2.0% of mass 174	1217	0.49	(0.57) [a]	Pass
174	50.0 - 100.0% of mass 95	213077	86.2		Pass
175	5.0 - 9.0% of mass 174	15428	6.24	(7.24) [a]	Pass
176	95.0 - 101.0% of mass 174	206912	83.7	(97.1) [a]	Pass
177	5.0 - 9.0% of mass 176	13548	5.48	(6.55) [b]	Pass

(a) Value is % of mass 174
(b) Value is % of mass 176

This check applies to the following Samples, MS, MSD, Blanks, and Standards:

Lab Sample ID	Lab File ID	Date Analyzed	Time Analyzed	Hours Lapsed	Client Sample ID
V1A560-CC552	1A14691.D	12/19/18	07:59	00:00	Continuing cal 5
V1A560-BS	1A14692.D	12/19/18	08:30	00:31	Blank Spike
V1A560-MB	1A14693.D	12/19/18	08:57	00:58	Method Blank
ZZZZZZ	1A14694.D	12/19/18	09:25	01:26	(unrelated sample)
FA60104-10	1A14695.D	12/19/18	09:53	01:54	(used for QC only; not part of job FA60039)
ZZZZZZ	1A14696.D	12/19/18	10:21	02:22	(unrelated sample)
ZZZZZZ	1A14697.D	12/19/18	10:49	02:50	(unrelated sample)
ZZZZZZ	1A14698.D	12/19/18	11:16	03:17	(unrelated sample)
ZZZZZZ	1A14699.D	12/19/18	11:44	03:45	(unrelated sample)
ZZZZZZ	1A14700.D	12/19/18	12:12	04:13	(unrelated sample)
ZZZZZZ	1A14701.D	12/19/18	12:40	04:41	(unrelated sample)
ZZZZZZ	1A14702.D	12/19/18	13:08	05:09	(unrelated sample)
ZZZZZZ	1A14703.D	12/19/18	13:36	05:37	(unrelated sample)
ZZZZZZ	1A14704.D	12/19/18	14:04	06:05	(unrelated sample)
ZZZZZZ	1A14705.D	12/19/18	14:31	06:32	(unrelated sample)
ZZZZZZ	1A14706.D	12/19/18	14:59	07:00	(unrelated sample)
ZZZZZZ	1A14707.D	12/19/18	15:27	07:28	(unrelated sample)
ZZZZZZ	1A14708.D	12/19/18	15:55	07:56	(unrelated sample)
ZZZZZZ	1A14709.D	12/19/18	16:23	08:24	(unrelated sample)
FA60039-14	1A14710.D	12/19/18	16:51	08:52	LC34-IW0059I-025.5-20181204
ZZZZZZ	1A14711.D	12/19/18	17:19	09:20	(unrelated sample)
ZZZZZZ	1A14712.D	12/19/18	17:47	09:48	(unrelated sample)
FA60039-12	1A14713.D	12/19/18	18:14	10:15	LC34-IW0037I-025.5-20181204
FA60104-10MS	1A14714.D	12/19/18	18:42	10:43	Matrix Spike

Instrument Performance Check (BFB)

Job Number: FA60039
Account: TTNASA Tetra Tech NUS
Project: NASA-LC 34

Sample:	V1A560-BFB	**Injection Date:**	12/19/18
Lab File ID:	1A14691.D	**Injection Time:**	07:59
Instrument ID:	GCMS1A		

Lab Sample ID	Lab File ID	Date Analyzed	Time Analyzed	Hours Lapsed	Client Sample ID
FA60104-10MSD	1A14715.D	12/19/18	19:10	11:11	Matrix Spike Duplicate
V1A560-ECC552	1A14716.D	12/19/18	19:38	11:39	Ending cal 5

Instrument Performance Check (BFB)

Job Number: FA60039
Account: TTNASA Tetra Tech NUS
Project: NASA-LC 34

Sample: V3C121-BFB
Lab File ID: 3C3150.D
Instrument ID: GCMS3C
Injection Date: 12/14/18
Injection Time: 12:41

m/e	Ion Abundance Criteria	Raw Abundance	% Relative Abundance		Pass/Fail
50	15.0 - 40.0% of mass 95	44880	20.8		Pass
75	30.0 - 60.0% of mass 95	106376	49.2		Pass
95	Base peak, 100% relative abundance	216192	100.0		Pass
96	5.0 - 9.0% of mass 95	14654	6.78		Pass
173	Less than 2.0% of mass 174	0	0.00	(0.00) [a]	Pass
174	50.0 - 100.0% of mass 95	159269	73.7		Pass
175	5.0 - 9.0% of mass 174	11743	5.43	(7.37) [a]	Pass
176	95.0 - 101.0% of mass 174	154472	71.5	(97.0) [a]	Pass
177	5.0 - 9.0% of mass 176	9771	4.52	(6.33) [b]	Pass

(a) Value is % of mass 174
(b) Value is % of mass 176

This check applies to the following Samples, MS, MSD, Blanks, and Standards:

Lab Sample ID	Lab File ID	Date Analyzed	Time Analyzed	Hours Lapsed	Client Sample ID
V3C121-IC0121	3C3151.D	12/14/18	13:09	00:28	Initial cal 1
V3C121-IC0121	3C3152.D	12/14/18	13:37	00:56	Initial cal 2
V3C121-IC0121	3C3153.D	12/14/18	14:05	01:24	Initial cal 3
V3C121-IC0121	3C3154.D	12/14/18	14:33	01:52	Initial cal 4
V3C121-ICC0121	3C3155.D	12/14/18	15:01	02:20	Initial cal 5
V3C121-IC0121	3C3156.D	12/14/18	15:29	02:48	Initial cal 6
V3C121-IC0121	3C3157.D	12/14/18	15:57	03:16	Initial cal 7
V3C121-ICV0121	3C3159.D	12/14/18	16:53	04:12	Initial cal verification 5
V3C121-BS	3C3160.D	12/14/18	17:22	04:41	Blank Spike
V3C121-MB	3C3161.D	12/14/18	17:50	05:09	Method Blank
ZZZZZZ	3C3162.D	12/14/18	18:18	05:37	(unrelated sample)
ZZZZZZ	3C3163.D	12/14/18	18:46	06:05	(unrelated sample)
ZZZZZZ	3C3164.D	12/14/18	19:14	06:33	(unrelated sample)
FA60075-10	3C3165.D	12/14/18	19:42	07:01	(used for QC only; not part of job FA60039)
ZZZZZZ	3C3166.D	12/14/18	20:10	07:29	(unrelated sample)
ZZZZZZ	3C3168.D	12/14/18	21:06	08:25	(unrelated sample)
ZZZZZZ	3C3169.D	12/14/18	21:34	08:53	(unrelated sample)
ZZZZZZ	3C3170.D	12/14/18	22:02	09:21	(unrelated sample)
ZZZZZZ	3C3171.D	12/14/18	22:30	09:49	(unrelated sample)
ZZZZZZ	3C3172.D	12/14/18	22:58	10:17	(unrelated sample)
ZZZZZZ	3C3173.D	12/14/18	23:26	10:45	(unrelated sample)
ZZZZZZ	3C3174.D	12/14/18	23:54	11:13	(unrelated sample)
ZZZZZZ	3C3175.D	12/15/18	00:22	11:41	(unrelated sample)
ZZZZZZ	3C3177.D	12/15/18	01:18	12:37	(unrelated sample)

Instrument Performance Check (BFB)

Job Number: FA60039
Account: TTNASA Tetra Tech NUS
Project: NASA-LC 34

Sample:	V3C121-BFB	**Injection Date:**	12/14/18
Lab File ID:	3C3150.D	**Injection Time:**	12:41
Instrument ID:	GCMS3C		

Lab Sample ID	Lab File ID	Date Analyzed	Time Analyzed	Hours Lapsed	Client Sample ID
FA60075-10MS	3C3178.D	12/15/18	01:46	13:05	Matrix Spike
FA60075-10MSD	3C3179.D	12/15/18	02:13	13:32	Matrix Spike Duplicate
V3C121-ECC0121	3C3180.D	12/15/18	02:41	14:00	Ending cal 5

Instrument Performance Check (BFB)

Job Number: FA60039
Account: TTNASA Tetra Tech NUS
Project: NASA-LC 34

Sample: V3C122-BFB
Lab File ID: 3C3184.D
Instrument ID: GCMS3C
Injection Date: 12/17/18
Injection Time: 14:29

m/e	Ion Abundance Criteria	Raw Abundance	% Relative Abundance		Pass/Fail
50	15.0 - 40.0% of mass 95	38568	21.4		Pass
75	30.0 - 60.0% of mass 95	91379	50.7		Pass
95	Base peak, 100% relative abundance	180139	100.0		Pass
96	5.0 - 9.0% of mass 95	12061	6.70		Pass
173	Less than 2.0% of mass 174	420	0.23	(0.31) [a]	Pass
174	50.0 - 100.0% of mass 95	135536	75.2		Pass
175	5.0 - 9.0% of mass 174	10121	5.62	(7.47) [a]	Pass
176	95.0 - 101.0% of mass 174	131808	73.2	(97.2) [a]	Pass
177	5.0 - 9.0% of mass 176	8388	4.66	(6.36) [b]	Pass

(a) Value is % of mass 174
(b) Value is % of mass 176

This check applies to the following Samples, MS, MSD, Blanks, and Standards:

Lab Sample ID	Lab File ID	Date Analyzed	Time Analyzed	Hours Lapsed	Client Sample ID
V3C122-CC0121	3C3186.D	12/17/18	15:26	00:57	Continuing cal 5
V3C122-BS	3C3187.D	12/17/18	15:53	01:24	Blank Spike
V3C122-MB	3C3188.D	12/17/18	16:22	01:53	Method Blank
ZZZZZZ	3C3189.D	12/17/18	16:56	02:27	(unrelated sample)
ZZZZZZ	3C3190.D	12/17/18	17:24	02:55	(unrelated sample)
ZZZZZZ	3C3191.D	12/17/18	17:53	03:24	(unrelated sample)
ZZZZZZ	3C3193.D	12/17/18	18:49	04:20	(unrelated sample)
ZZZZZZ	3C3194.D	12/17/18	19:16	04:47	(unrelated sample)
ZZZZZZ	3C3195.D	12/17/18	19:44	05:15	(unrelated sample)
ZZZZZZ	3C3196.D	12/17/18	20:12	05:43	(unrelated sample)
FA59920-1	3C3197.D	12/17/18	20:40	06:11	(used for QC only; not part of job FA60039)
ZZZZZZ	3C3198.D	12/17/18	21:08	06:39	(unrelated sample)
ZZZZZZ	3C3199.D	12/17/18	21:37	07:08	(unrelated sample)
ZZZZZZ	3C3200.D	12/17/18	22:05	07:36	(unrelated sample)
ZZZZZZ	3C3201.D	12/17/18	22:33	08:04	(unrelated sample)
ZZZZZZ	3C3202.D	12/17/18	23:02	08:33	(unrelated sample)
ZZZZZZ	3C3203.D	12/17/18	23:30	09:01	(unrelated sample)
ZZZZZZ	3C3204.D	12/17/18	23:58	09:29	(unrelated sample)
ZZZZZZ	3C3205.D	12/18/18	00:26	09:57	(unrelated sample)
FA60039-8	3C3206.D	12/18/18	00:54	10:25	LC34-IW0068D-040.5-20181204
FA60039-9	3C3207.D	12/18/18	01:22	10:53	LC34-IW0015D-042.5-20181204
FA59920-1MS	3C3208.D	12/18/18	01:50	11:21	Matrix Spike
FA59920-1MSD	3C3209.D	12/18/18	02:18	11:49	Matrix Spike Duplicate
V3C122-ECC0121	3C3210.D	12/18/18	02:46	12:17	Ending cal 5

Instrument Performance Check (BFB)

Job Number: FA60039
Account: TTNASA Tetra Tech NUS
Project: NASA-LC 34

Sample: V3C123-BFB
Lab File ID: 3C3214.D
Instrument ID: GCMS3C
Injection Date: 12/18/18
Injection Time: 11:38

m/e	Ion Abundance Criteria	Raw Abundance	% Relative Abundance		Pass/Fail
50	15.0 - 40.0% of mass 95	36533	22.3		Pass
75	30.0 - 60.0% of mass 95	85168	51.9		Pass
95	Base peak, 100% relative abundance	164160	100.0		Pass
96	5.0 - 9.0% of mass 95	11171	6.80		Pass
173	Less than 2.0% of mass 174	311	0.19	(0.25) [a]	Pass
174	50.0 - 100.0% of mass 95	125592	76.5		Pass
175	5.0 - 9.0% of mass 174	9038	5.51	(7.20) [a]	Pass
176	95.0 - 101.0% of mass 174	122115	74.4	(97.2) [a]	Pass
177	5.0 - 9.0% of mass 176	8114	4.94	(6.64) [b]	Pass

(a) Value is % of mass 174
(b) Value is % of mass 176

This check applies to the following Samples, MS, MSD, Blanks, and Standards:

Lab Sample ID	Lab File ID	Date Analyzed	Time Analyzed	Hours Lapsed	Client Sample ID
V3C123-CC0121	3C3215.D	12/18/18	12:15	00:37	Continuing cal 5
V3C123-BS	3C3216.D	12/18/18	12:45	01:07	Blank Spike
V3C123-MB	3C3218.D	12/18/18	13:52	02:14	Method Blank
FA60039-10	3C3219.D	12/18/18	14:20	02:42	LC34-IW0024I-031.5-20181204
FA60039-11	3C3220.D	12/18/18	14:47	03:09	LC34-IW0024S-008.7-20181204
FA60039-12	3C3221.D	12/18/18	15:15	03:37	LC34-IW0037I-025.5-20181204
FA60039-13	3C3222.D	12/18/18	15:43	04:05	LC34-IW0037S-007.6-20181204
FA60039-15	3C3224.D	12/18/18	16:40	05:02	LC34-IW0059S-008.0-20181204
ZZZZZZ	3C3225.D	12/18/18	17:08	05:30	(unrelated sample)
ZZZZZZ	3C3226.D	12/18/18	17:36	05:58	(unrelated sample)
ZZZZZZ	3C3227.D	12/18/18	18:04	06:26	(unrelated sample)
ZZZZZZ	3C3228.D	12/18/18	18:32	06:54	(unrelated sample)
ZZZZZZ	3C3229.D	12/18/18	19:00	07:22	(unrelated sample)
ZZZZZZ	3C3230.D	12/18/18	19:28	07:50	(unrelated sample)
ZZZZZZ	3C3231.D	12/18/18	19:56	08:18	(unrelated sample)
ZZZZZZ	3C3232.D	12/18/18	20:24	08:46	(unrelated sample)
ZZZZZZ	3C3233.D	12/18/18	20:52	09:14	(unrelated sample)
ZZZZZZ	3C3234.D	12/18/18	21:20	09:42	(unrelated sample)
ZZZZZZ	3C3235.D	12/18/18	21:48	10:10	(unrelated sample)
ZZZZZZ	3C3236.D	12/18/18	22:16	10:38	(unrelated sample)
ZZZZZZ	3C3237.D	12/18/18	22:44	11:06	(unrelated sample)
FA60039-14	3C3238.D	12/18/18	23:13	11:35	LC34-IW0059I-025.5-20181204
FA60039-10MS	3C3239.D	12/18/18	23:41	12:03	Matrix Spike
FA60039-10MSD	3C3240.D	12/19/18	00:09	12:31	Matrix Spike Duplicate

Instrument Performance Check (BFB)

Job Number: FA60039
Account: TTNASA Tetra Tech NUS
Project: NASA-LC 34

Sample:	V3C123-BFB	**Injection Date:**	12/18/18
Lab File ID:	3C3214.D	**Injection Time:**	11:38
Instrument ID:	GCMS3C		

Lab Sample ID	Lab File ID	Date Analyzed	Time Analyzed	Hours Lapsed	Client Sample ID
V3C123-ECC0121	3C3241.D	12/19/18	00:37	12:59	Ending cal 5

Instrument Performance Check (BFB)

Job Number: FA60039
Account: TTNASA Tetra Tech NUS
Project: NASA-LC 34

Sample: VC5121-BFB
Lab File ID: C0129088.D
Instrument ID: GCMSC
Injection Date: 12/11/18
Injection Time: 14:22

m/e	Ion Abundance Criteria	Raw Abundance	% Relative Abundance		Pass/Fail
50	15.0 - 40.0% of mass 95	24483	24.8		Pass
75	30.0 - 60.0% of mass 95	57536	58.3		Pass
95	Base peak, 100% relative abundance	98672	100.0		Pass
96	5.0 - 9.0% of mass 95	6403	6.49		Pass
173	Less than 2.0% of mass 174	562	0.57	(0.74) [a]	Pass
174	50.0 - 100.0% of mass 95	75872	76.9		Pass
175	5.0 - 9.0% of mass 174	5811	5.89	(7.66) [a]	Pass
176	95.0 - 101.0% of mass 174	74419	75.4	(98.1) [a]	Pass
177	5.0 - 9.0% of mass 176	4921	4.99	(6.61) [b]	Pass

(a) Value is % of mass 174
(b) Value is % of mass 176

This check applies to the following Samples, MS, MSD, Blanks, and Standards:

Lab Sample ID	Lab File ID	Date Analyzed	Time Analyzed	Hours Lapsed	Client Sample ID
VC5121-IC5121	C0129089.D	12/11/18	14:53	00:31	Initial cal 1
VC5121-IC5121	C0129090.D	12/11/18	15:27	01:05	Initial cal 2
VC5121-IC5121	C0129091.D	12/11/18	15:53	01:31	Initial cal 3
VC5121-IC5121	C0129092.D	12/11/18	16:19	01:57	Initial cal 4
VC5121-ICC5121	C0129093.D	12/11/18	16:45	02:23	Initial cal 5
VC5121-IC5121	C0129094.D	12/11/18	17:12	02:50	Initial cal 6
VC5121-IC5121	C0129095.D	12/11/18	17:38	03:16	Initial cal 7
VC5121-ICV5121	C0129097.D	12/11/18	18:31	04:09	Initial cal verification 5

Instrument Performance Check (BFB)

Job Number: FA60039
Account: TTNASA Tetra Tech NUS
Project: NASA-LC 34

Sample: VC5130-BFB
Lab File ID: C0129252.D
Instrument ID: GCMSC
Injection Date: 12/17/18
Injection Time: 09:32

m/e	Ion Abundance Criteria	Raw Abundance	% Relative Abundance		Pass/Fail
50	15.0 - 40.0% of mass 95	49979	24.6		Pass
75	30.0 - 60.0% of mass 95	111824	55.0		Pass
95	Base peak, 100% relative abundance	203200	100.0		Pass
96	5.0 - 9.0% of mass 95	13371	6.58		Pass
173	Less than 2.0% of mass 174	537	0.26	(0.36) [a]	Pass
174	50.0 - 100.0% of mass 95	148792	73.2		Pass
175	5.0 - 9.0% of mass 174	11603	5.71	(7.80) [a]	Pass
176	95.0 - 101.0% of mass 174	142277	70.0	(95.6) [a]	Pass
177	5.0 - 9.0% of mass 176	9683	4.77	(6.81) [b]	Pass

(a) Value is % of mass 174
(b) Value is % of mass 176

This check applies to the following Samples, MS, MSD, Blanks, and Standards:

Lab Sample ID	Lab File ID	Date Analyzed	Time Analyzed	Hours Lapsed	Client Sample ID
VC5130-CC5121	C0129253.D	12/17/18	09:58	00:26	Continuing cal 5
VC5130-BS	C0129254.D	12/17/18	10:29	00:57	Blank Spike
VC5130-MB	C0129255.D	12/17/18	10:55	01:23	Method Blank
ZZZZZZ	C0129256.D	12/17/18	11:21	01:49	(unrelated sample)
ZZZZZZ	C0129257.D	12/17/18	11:48	02:16	(unrelated sample)
FA60039-5	C0129258.D	12/17/18	12:14	02:42	LC34-IW0031I-027.5-20181203
ZZZZZZ	C0129259.D	12/17/18	12:41	03:09	(unrelated sample)
FA60039-1	C0129260.D	12/17/18	13:08	03:36	LC34-IW0045D2-110.0-20181203
FA60039-3	C0129262.D	12/17/18	14:00	04:28	LC34-IW0066D1-070.0-20181203
FA60039-4	C0129263.D	12/17/18	14:27	04:55	LC34-IW0031D-042.5-20181203
FA60039-6	C0129264.D	12/17/18	14:53	05:21	LC34-IW0043D2-110.0-20181204
FA60039-7	C0129265.D	12/17/18	15:19	05:47	LC34-IW0044D2-110.0-20181204
FA60039-5MS	C0129266.D	12/17/18	15:46	06:14	Matrix Spike
FA60039-5MSD	C0129267.D	12/17/18	16:12	06:40	Matrix Spike Duplicate
ZZZZZZ	C0129268.D	12/17/18	16:39	07:07	(unrelated sample)
ZZZZZZ	C0129269.D	12/17/18	17:05	07:33	(unrelated sample)
ZZZZZZ	C0129270.D	12/17/18	17:32	08:00	(unrelated sample)
ZZZZZZ	C0129271.D	12/17/18	17:58	08:26	(unrelated sample)
ZZZZZZ	C0129272.D	12/17/18	18:25	08:53	(unrelated sample)
ZZZZZZ	C0129273.D	12/17/18	18:51	09:19	(unrelated sample)
ZZZZZZ	C0129274.D	12/17/18	19:17	09:45	(unrelated sample)
ZZZZZZ	C0129275.D	12/17/18	19:44	10:12	(unrelated sample)
ZZZZZZ	C0129276.D	12/17/18	20:10	10:38	(unrelated sample)
VC5130-ECC5121	C0129277.D	12/17/18	20:37	11:05	Ending cal 5

Instrument Performance Check (BFB)

Job Number: FA60039
Account: TTNASA Tetra Tech NUS
Project: NASA-LC 34

Sample: VC5132-BFB
Lab File ID: C0129302.D
Instrument ID: GCMSC
Injection Date: 12/18/18
Injection Time: 08:27

m/e	Ion Abundance Criteria	Raw Abundance	% Relative Abundance		Pass/Fail
50	15.0 - 40.0% of mass 95	49837	23.9		Pass
75	30.0 - 60.0% of mass 95	113587	54.6		Pass
95	Base peak, 100% relative abundance	208149	100.0		Pass
96	5.0 - 9.0% of mass 95	14042	6.75		Pass
173	Less than 2.0% of mass 174	399	0.19	(0.26) [a]	Pass
174	50.0 - 100.0% of mass 95	152131	73.1		Pass
175	5.0 - 9.0% of mass 174	11620	5.58	(7.64) [a]	Pass
176	95.0 - 101.0% of mass 174	146136	70.2	(96.1) [a]	Pass
177	5.0 - 9.0% of mass 176	10220	4.91	(6.99) [b]	Pass

(a) Value is % of mass 174
(b) Value is % of mass 176

This check applies to the following Samples, MS, MSD, Blanks, and Standards:

Lab Sample ID	Lab File ID	Date Analyzed	Time Analyzed	Hours Lapsed	Client Sample ID
VC5132-CC5121	C0129303.D	12/18/18	09:06	00:39	Continuing cal 5
VC5133-BS	C0129304.D	12/18/18	09:37	01:10	Blank Spike
VC5132-BS	C0129304.D	12/18/18	09:37	01:10	Blank Spike
VC5134-BS	C0129304.D	12/18/18	09:37	01:10	Blank Spike
VC5133-MB	C0129305.D	12/18/18	10:03	01:36	Method Blank
VC5134-MB	C0129305.D	12/18/18	10:03	01:36	Method Blank
VC5132-MB	C0129305.D	12/18/18	10:03	01:36	Method Blank
FA60017-2	C0129306.D	12/18/18	10:30	02:03	(used for QC only; not part of job FA60039)
ZZZZZZ	C0129307.D	12/18/18	10:56	02:29	(unrelated sample)
ZZZZZZ	C0129308.D	12/18/18	11:22	02:55	(unrelated sample)
ZZZZZZ	C0129309.D	12/18/18	11:49	03:22	(unrelated sample)
ZZZZZZ	C0129311.D	12/18/18	12:42	04:15	(unrelated sample)
ZZZZZZ	C0129313.D	12/18/18	13:35	05:08	(unrelated sample)
FA60039-2	C0129314.D	12/18/18	14:01	05:34	LC34-IW0042D2-089.5-20181203
FA60017-2MS	C0129315.D	12/18/18	14:28	06:01	Matrix Spike
FA60017-2MSD	C0129316.D	12/18/18	14:54	06:27	Matrix Spike Duplicate
ZZZZZZ	C0129317.D	12/18/18	15:21	06:54	(unrelated sample)
FA60162-2	C0129318.D	12/18/18	15:48	07:21	(used for QC only; not part of job FA60039)
FA60162-2MS	C0129319.D	12/18/18	16:14	07:47	Matrix Spike
FA60162-2MSD	C0129320.D	12/18/18	16:41	08:14	Matrix Spike Duplicate
FA59998-12	C0129321.D	12/18/18	17:07	08:40	(used for QC only; not part of job FA60039)
ZZZZZZ	C0129322.D	12/18/18	17:33	09:06	(unrelated sample)
FA59998-12MS	C0129323.D	12/18/18	18:00	09:33	Matrix Spike
FA59998-12MSD	C0129324.D	12/18/18	18:26	09:59	Matrix Spike Duplicate

Instrument Performance Check (BFB)

Job Number: FA60039
Account: TTNASA Tetra Tech NUS
Project: NASA-LC 34

Sample:	VC5132-BFB	**Injection Date:**	12/18/18
Lab File ID:	C0129302.D	**Injection Time:**	08:27
Instrument ID:	GCMSC		

Lab Sample ID	Lab File ID	Date Analyzed	Time Analyzed	Hours Lapsed	Client Sample ID
VC5132-ECC5121	C0129325.D	12/18/18	18:52	10:25	Ending cal 5

Instrument Performance Check (BFB)

Job Number: FA60039
Account: TTNASA Tetra Tech NUS
Project: NASA-LC 34

Sample: VC5135-BFB
Lab File ID: C0129327.D
Instrument ID: GCMSC
Injection Date: 12/18/18
Injection Time: 19:45

m/e	Ion Abundance Criteria	Raw Abundance	% Relative Abundance		Pass/Fail
50	15.0 - 40.0% of mass 95	51976	24.5		Pass
75	30.0 - 60.0% of mass 95	118357	55.8		Pass
95	Base peak, 100% relative abundance	211989	100.0		Pass
96	5.0 - 9.0% of mass 95	14578	6.88		Pass
173	Less than 2.0% of mass 174	0	0.00	(0.00) [a]	Pass
174	50.0 - 100.0% of mass 95	154283	72.8		Pass
175	5.0 - 9.0% of mass 174	11482	5.42	(7.44) [a]	Pass
176	95.0 - 101.0% of mass 174	151597	71.5	(98.3) [a]	Pass
177	5.0 - 9.0% of mass 176	10010	4.72	(6.60) [b]	Pass

(a) Value is % of mass 174
(b) Value is % of mass 176

This check applies to the following Samples, MS, MSD, Blanks, and Standards:

Lab Sample ID	Lab File ID	Date Analyzed	Time Analyzed	Hours Lapsed	Client Sample ID
VC5135-CC5121	C0129328.D	12/18/18	20:12	00:27	Continuing cal 5
VC5135-BS	C0129329.D	12/18/18	20:38	00:53	Blank Spike
VC5135-MB	C0129330.D	12/18/18	21:05	01:20	Method Blank
FA60135-15	C0129331.D	12/18/18	21:31	01:46	(used for QC only; not part of job FA60039)
FA60135-15MS	C0129332.D	12/18/18	21:58	02:13	Matrix Spike
FA60135-15MSD	C0129333.D	12/18/18	22:24	02:39	Matrix Spike Duplicate
ZZZZZZ	C0129334.D	12/18/18	22:50	03:05	(unrelated sample)
ZZZZZZ	C0129335.D	12/18/18	23:17	03:32	(unrelated sample)
ZZZZZZ	C0129336.D	12/18/18	23:43	03:58	(unrelated sample)
ZZZZZZ	C0129337.D	12/19/18	00:09	04:24	(unrelated sample)
ZZZZZZ	C0129338.D	12/19/18	00:36	04:51	(unrelated sample)
ZZZZZZ	C0129339.D	12/19/18	01:02	05:17	(unrelated sample)
ZZZZZZ	C0129341.D	12/19/18	01:55	06:10	(unrelated sample)
ZZZZZZ	C0129342.D	12/19/18	02:21	06:36	(unrelated sample)
ZZZZZZ	C0129343.D	12/19/18	02:48	07:03	(unrelated sample)
ZZZZZZ	C0129344.D	12/19/18	03:14	07:29	(unrelated sample)
ZZZZZZ	C0129345.D	12/19/18	03:40	07:55	(unrelated sample)
ZZZZZZ	C0129346.D	12/19/18	04:07	08:22	(unrelated sample)
ZZZZZZ	C0129347.D	12/19/18	04:33	08:48	(unrelated sample)
FA60039-9	C0129348.D	12/19/18	04:59	09:14	LC34-IW0015D-042.5-20181204
VC5135-ECC5121	C0129349.D	12/19/18	05:26	09:41	Ending cal 5

Instrument Performance Check (BFB)

Job Number: FA60039
Account: TTNASA Tetra Tech NUS
Project: NASA-LC 34

Sample: VI1803-BFB
Lab File ID: I59297.D
Instrument ID: GCMSI
Injection Date: 12/12/18
Injection Time: 12:19

m/e	Ion Abundance Criteria	Raw Abundance	% Relative Abundance		Pass/Fail
50	15.0 - 40.0% of mass 95	56451	27.2		Pass
75	30.0 - 60.0% of mass 95	108085	52.2		Pass
95	Base peak, 100% relative abundance	207189	100.0		Pass
96	5.0 - 9.0% of mass 95	13997	6.76		Pass
173	Less than 2.0% of mass 174	1833	0.88	(1.14) [a]	Pass
174	50.0 - 100.0% of mass 95	160235	77.3		Pass
175	5.0 - 9.0% of mass 174	12240	5.91	(7.64) [a]	Pass
176	95.0 - 101.0% of mass 174	160128	77.3	(99.9) [a]	Pass
177	5.0 - 9.0% of mass 176	10285	4.96	(6.42) [b]	Pass

(a) Value is % of mass 174
(b) Value is % of mass 176

This check applies to the following Samples, MS, MSD, Blanks, and Standards:

Lab Sample ID	Lab File ID	Date Analyzed	Time Analyzed	Hours Lapsed	Client Sample ID
VI1803-IC1803	I59298.D	12/12/18	13:11	00:52	Initial cal 1
VI1803-IC1803	I59299.D	12/12/18	13:34	01:15	Initial cal 2
VI1803-IC1803	I59300.D	12/12/18	13:56	01:37	Initial cal 3
VI1803-IC1803	I59301.D	12/12/18	14:19	02:00	Initial cal 4
VI1803-ICC1803	I59302.D	12/12/18	14:42	02:23	Initial cal 5
VI1803-IC1803	I59303.D	12/12/18	15:05	02:46	Initial cal 6
VI1803-IC1803	I59304.D	12/12/18	15:29	03:10	Initial cal 7
VI1803-ICV1803	I59306.D	12/12/18	16:14	03:55	Initial cal verification 5
FA59989-1MSD	I59310.D	12/12/18	18:59	06:40	Matrix Spike Duplicate

Instrument Performance Check (BFB)

Job Number: FA60039
Account: TTNASA Tetra Tech NUS
Project: NASA-LC 34

Sample: VI1804-BFB
Lab File ID: I59312.D
Instrument ID: GCMSI
Injection Date: 12/13/18
Injection Time: 08:32

m/e	Ion Abundance Criteria	Raw Abundance	% Relative Abundance		Pass/Fail
50	15.0 - 40.0% of mass 95	68368	27.1		Pass
75	30.0 - 60.0% of mass 95	131651	52.3		Pass
95	Base peak, 100% relative abundance	251861	100.0		Pass
96	5.0 - 9.0% of mass 95	16827	6.68		Pass
173	Less than 2.0% of mass 174	1958	0.78	(1.08) [a]	Pass
174	50.0 - 100.0% of mass 95	181437	72.0		Pass
175	5.0 - 9.0% of mass 174	13876	5.51	(7.65) [a]	Pass
176	95.0 - 101.0% of mass 174	177941	70.7	(98.1) [a]	Pass
177	5.0 - 9.0% of mass 176	11810	4.69	(6.64) [b]	Pass

(a) Value is % of mass 174
(b) Value is % of mass 176

This check applies to the following Samples, MS, MSD, Blanks, and Standards:

Lab Sample ID	Lab File ID	Date Analyzed	Time Analyzed	Hours Lapsed	Client Sample ID
VI1804-CC1803	I59313.D	12/13/18	08:58	00:26	Continuing cal 5
VI1803-ICV1803	I59314.D	12/13/18	09:30	00:58	Initial cal verification 5
VI1804-BS	I59315.D	12/13/18	09:59	01:27	Blank Spike
VI1804-MB	I59316.D	12/13/18	10:36	02:04	Method Blank
FA59999-1	I59317.D	12/13/18	11:29	02:57	(used for QC only; not part of job FA60039)
ZZZZZZ	I59318.D	12/13/18	11:51	03:19	(unrelated sample)
ZZZZZZ	I59319.D	12/13/18	12:15	03:43	(unrelated sample)
ZZZZZZ	I59320.D	12/13/18	12:37	04:05	(unrelated sample)
ZZZZZZ	I59321.D	12/13/18	13:00	04:28	(unrelated sample)
ZZZZZZ	I59322.D	12/13/18	13:23	04:51	(unrelated sample)
ZZZZZZ	I59323.D	12/13/18	13:46	05:14	(unrelated sample)
ZZZZZZ	I59324.D	12/13/18	14:09	05:37	(unrelated sample)
FA59999-1MS	I59325.D	12/13/18	14:32	06:00	Matrix Spike
FA59999-1MSD	I59326.D	12/13/18	14:56	06:24	Matrix Spike Duplicate
ZZZZZZ	I59327.D	12/13/18	15:18	06:46	(unrelated sample)
ZZZZZZ	I59328.D	12/13/18	15:41	07:09	(unrelated sample)
ZZZZZZ	I59329.D	12/13/18	16:04	07:32	(unrelated sample)
ZZZZZZ	I59330.D	12/13/18	16:27	07:55	(unrelated sample)
ZZZZZZ	I59331.D	12/13/18	16:50	08:18	(unrelated sample)
ZZZZZZ	I59332.D	12/13/18	17:13	08:41	(unrelated sample)
ZZZZZZ	I59333.D	12/13/18	17:36	09:04	(unrelated sample)
ZZZZZZ	I59334.D	12/13/18	18:00	09:28	(unrelated sample)
ZZZZZZ	I59335.D	12/13/18	18:22	09:50	(unrelated sample)
ZZZZZZ	I59336.D	12/13/18	18:45	10:13	(unrelated sample)

Instrument Performance Check (BFB)

Job Number: FA60039
Account: TTNASA Tetra Tech NUS
Project: NASA-LC 34

Sample:	VI1804-BFB	**Injection Date:**	12/13/18
Lab File ID:	I59312.D	**Injection Time:**	08:32
Instrument ID:	GCMSI		

Lab Sample ID	Lab File ID	Date Analyzed	Time Analyzed	Hours Lapsed	Client Sample ID
ZZZZZZ	I59337.D	12/13/18	19:08	10:36	(unrelated sample)
ZZZZZZ	I59338.D	12/13/18	19:31	10:59	(unrelated sample)
ZZZZZZ	I59339.D	12/13/18	19:54	11:22	(unrelated sample)
VI1804-ECC1803	I59340.D	12/13/18	20:17	11:45	Ending cal 5

Instrument Performance Check (BFB)

Job Number: FA60039
Account: TTNASA Tetra Tech NUS
Project: NASA-LC 34

Sample: VI1805-BFB
Lab File ID: I59341.D
Instrument ID: GCMSI
Injection Date: 12/14/18
Injection Time: 08:44

m/e	Ion Abundance Criteria	Raw Abundance	% Relative Abundance		Pass/Fail
50	15.0 - 40.0% of mass 95	72043	27.3		Pass
75	30.0 - 60.0% of mass 95	136504	51.7		Pass
95	Base peak, 100% relative abundance	264149	100.0		Pass
96	5.0 - 9.0% of mass 95	17779	6.73		Pass
173	Less than 2.0% of mass 174	1923	0.73	(1.01) [a]	Pass
174	50.0 - 100.0% of mass 95	190328	72.1		Pass
175	5.0 - 9.0% of mass 174	14925	5.65	(7.84) [a]	Pass
176	95.0 - 101.0% of mass 174	189797	71.9	(99.7) [a]	Pass
177	5.0 - 9.0% of mass 176	12470	4.72	(6.57) [b]	Pass

(a) Value is % of mass 174
(b) Value is % of mass 176

This check applies to the following Samples, MS, MSD, Blanks, and Standards:

Lab Sample ID	Lab File ID	Date Analyzed	Time Analyzed	Hours Lapsed	Client Sample ID
VI1805-CC1803	I59343.D	12/14/18	09:46	01:02	Continuing cal 5
VI1805-BS	I59344.D	12/14/18	10:11	01:27	Blank Spike
VI1805-MB	I59345.D	12/14/18	10:37	01:53	Method Blank
ZZZZZZ	I59346.D	12/14/18	11:22	02:38	(unrelated sample)
ZZZZZZ	I59347.D	12/14/18	11:46	03:02	(unrelated sample)
FA59920-15	I59348.D	12/14/18	12:09	03:25	(used for QC only; not part of job FA60039)
ZZZZZZ	I59349.D	12/14/18	12:32	03:48	(unrelated sample)
ZZZZZZ	I59350.D	12/14/18	12:55	04:11	(unrelated sample)
ZZZZZZ	I59352.D	12/14/18	14:02	05:18	(unrelated sample)
FA60039-5	I59353.D	12/14/18	14:25	05:41	LC34-IW0031I-027.5-20181203
ZZZZZZ	I59354.D	12/14/18	14:48	06:04	(unrelated sample)
ZZZZZZ	I59355.D	12/14/18	15:11	06:27	(unrelated sample)
FA59920-15MS	I59356.D	12/14/18	15:34	06:50	Matrix Spike
FA59920-15MSD	I59357.D	12/14/18	15:57	07:13	Matrix Spike Duplicate
ZZZZZZ	I59358.D	12/14/18	16:21	07:37	(unrelated sample)
FA60039-1	I59359.D	12/14/18	16:44	08:00	LC34-IW0045D2-110.0-20181203
FA60039-2	I59360.D	12/14/18	17:07	08:23	LC34-IW0042D2-089.5-20181203
FA60039-3	I59361.D	12/14/18	17:30	08:46	LC34-IW0066D1-070.0-20181203
FA60039-4	I59362.D	12/14/18	17:54	09:10	LC34-IW0031D-042.5-20181203
FA60039-6	I59363.D	12/14/18	18:17	09:33	LC34-IW0043D2-110.0-20181204
FA60039-7	I59364.D	12/14/18	18:40	09:56	LC34-IW0044D2-110.0-20181204
ZZZZZZ	I59365.D	12/14/18	19:03	10:19	(unrelated sample)
ZZZZZZ	I59366.D	12/14/18	19:25	10:41	(unrelated sample)
ZZZZZZ	I59367.D	12/14/18	19:48	11:04	(unrelated sample)

Instrument Performance Check (BFB)

Job Number: FA60039
Account: TTNASA Tetra Tech NUS
Project: NASA-LC 34

Sample:	VI1805-BFB	**Injection Date:**	12/14/18
Lab File ID:	I59341.D	**Injection Time:**	08:44
Instrument ID:	GCMSI		

Lab Sample ID	Lab File ID	Date Analyzed	Time Analyzed	Hours Lapsed	Client Sample ID
ZZZZZZ	I59368.D	12/14/18	20:11	11:27	(unrelated sample)
ZZZZZZ	I59369.D	12/14/18	20:34	11:50	(unrelated sample)
VI1805-ECC1803	I59370.D	12/14/18	20:57	12:13	Ending cal 5

Instrument Performance Check (BFB)

Job Number: FA60039
Account: TTNASA Tetra Tech NUS
Project: NASA-LC 34

Sample: VY1510-BFB
Lab File ID: Y38008.D
Instrument ID: GCMSY
Injection Date: 11/08/18
Injection Time: 13:33

m/e	Ion Abundance Criteria	Raw Abundance	% Relative Abundance		Pass/Fail
50	15.0 - 40.0% of mass 95	73634	19.2		Pass
75	30.0 - 60.0% of mass 95	197866	51.6		Pass
95	Base peak, 100% relative abundance	383808	100.0		Pass
96	5.0 - 9.0% of mass 95	26624	6.94		Pass
173	Less than 2.0% of mass 174	517	0.13	(0.17) [a]	Pass
174	50.0 - 100.0% of mass 95	297877	77.6		Pass
175	5.0 - 9.0% of mass 174	21574	5.62	(7.24) [a]	Pass
176	95.0 - 101.0% of mass 174	298112	77.7	(100.1) [a]	Pass
177	5.0 - 9.0% of mass 176	19830	5.17	(6.65) [b]	Pass

(a) Value is % of mass 174
(b) Value is % of mass 176

This check applies to the following Samples, MS, MSD, Blanks, and Standards:

Lab Sample ID	Lab File ID	Date Analyzed	Time Analyzed	Hours Lapsed	Client Sample ID
VY1510-IC1510	Y38008.D	11/08/18	13:33	00:00	Initial cal 1
VY1510-IC1510	Y38009.D	11/08/18	14:00	00:27	Initial cal 2
VY1510-IC1510	Y38010.D	11/08/18	14:29	00:56	Initial cal 3
VY1510-IC1510	Y38011.D	11/08/18	14:59	01:26	Initial cal 4
VY1510-ICC1510	Y38012.D	11/08/18	15:29	01:56	Initial cal 5
VY1510-IC1510	Y38013.D	11/08/18	16:02	02:29	Initial cal 6
VY1510-IC1510	Y38014.D	11/08/18	16:33	03:00	Initial cal 7
VY1510-ICV1510	Y38016.D	11/08/18	17:30	03:57	Initial cal verification 5

Instrument Performance Check (BFB)

Job Number: FA60039
Account: TTNASA Tetra Tech NUS
Project: NASA-LC 34

Sample: VY1551-BFB
Lab File ID: Y39051.D
Instrument ID: GCMSY
Injection Date: 12/18/18
Injection Time: 20:31

m/e	Ion Abundance Criteria	Raw Abundance	% Relative Abundance		Pass/Fail
50	15.0 - 40.0% of mass 95	69605	19.5		Pass
75	30.0 - 60.0% of mass 95	193877	54.2		Pass
95	Base peak, 100% relative abundance	357611	100.0		Pass
96	5.0 - 9.0% of mass 95	24259	6.78		Pass
173	Less than 2.0% of mass 174	0	0.00	(0.00) [a]	Pass
174	50.0 - 100.0% of mass 95	271360	75.9		Pass
175	5.0 - 9.0% of mass 174	20401	5.70	(7.52) [a]	Pass
176	95.0 - 101.0% of mass 174	272405	76.2	(100.4) [a]	Pass
177	5.0 - 9.0% of mass 176	18380	5.14	(6.75) [b]	Pass

(a) Value is % of mass 174
(b) Value is % of mass 176

This check applies to the following Samples, MS, MSD, Blanks, and Standards:

Lab Sample ID	Lab File ID	Date Analyzed	Time Analyzed	Hours Lapsed	Client Sample ID
VY1551-CC1510	Y39052.D	12/18/18	20:56	00:25	Continuing cal 5
VY1551-BS	Y39053.D	12/18/18	21:22	00:51	Blank Spike
VY1551-MB	Y39055.D	12/18/18	22:14	01:43	Method Blank
ZZZZZZ	Y39056.D	12/18/18	22:39	02:08	(unrelated sample)
FA60039-8	Y39057.D	12/18/18	23:05	02:34	LC34-IW0068D-040.5-20181204
ZZZZZZ	Y39058.D	12/18/18	23:31	03:00	(unrelated sample)
ZZZZZZ	Y39059.D	12/18/18	23:57	03:26	(unrelated sample)
ZZZZZZ	Y39060.D	12/19/18	00:23	03:52	(unrelated sample)
ZZZZZZ	Y39061.D	12/19/18	00:49	04:18	(unrelated sample)
ZZZZZZ	Y39062.D	12/19/18	01:15	04:44	(unrelated sample)
ZZZZZZ	Y39063.D	12/19/18	01:40	05:09	(unrelated sample)
ZZZZZZ	Y39064.D	12/19/18	02:06	05:35	(unrelated sample)
ZZZZZZ	Y39065.D	12/19/18	02:32	06:01	(unrelated sample)
FA60039-8MS	Y39066.D	12/19/18	02:57	06:26	Matrix Spike
FA60039-8MSD	Y39067.D	12/19/18	03:23	06:52	Matrix Spike Duplicate
ZZZZZZ	Y39068.D	12/19/18	03:49	07:18	(unrelated sample)
ZZZZZZ	Y39069.D	12/19/18	04:15	07:44	(unrelated sample)
ZZZZZZ	Y39071.D	12/19/18	05:07	08:36	(unrelated sample)
ZZZZZZ	Y39072.D	12/19/18	05:33	09:02	(unrelated sample)
ZZZZZZ	Y39073.D	12/19/18	05:59	09:28	(unrelated sample)
ZZZZZZ	Y39074.D	12/19/18	06:25	09:54	(unrelated sample)

Internal Standard Area Summary

Job Number: FA60039
Account: TTNASA Tetra Tech NUS
Project: NASA-LC 34

Check Std: V1A560-CC552 **Injection Date:** 12/19/18
Lab File ID: 1A14691.D **Injection Time:** 07:59
Instrument ID: GCMS1A **Method:** SW846 8260B

	IS 1 AREA	RT	IS 2 AREA	RT	IS 3 AREA	RT	IS 4 AREA	RT
Initial Cal [a]	976941	10.95	730583	13.79	399777	15.46	254726	7.32
Check Std [b]	949841	10.95	751228	13.79	424662	15.46	260301	7.32
Upper Limit [c]	1899682	11.12	1502456	13.96	849324	15.63	520602	7.49
Lower Limit [d]	474921	10.78	375614	13.62	212331	15.29	130151	7.15

Lab Sample ID	IS 1 AREA	RT	IS 2 AREA	RT	IS 3 AREA	RT	IS 4 AREA	RT
V1A560-BS	914341	10.95	718325	13.79	398652	15.46	257977	7.32
V1A560-MB	954719	10.95	766829	13.79	417360	15.46	231938	7.29
ZZZZZZ	909344	10.95	735606	13.79	395865	15.46	251117	7.29
FA60104-10	876782	10.95	699282	13.79	373334	15.46	208418	7.29
ZZZZZZ	871996	10.95	699221	13.79	372409	15.46	217196	7.29
ZZZZZZ	902034	10.95	718782	13.79	388840	15.46	229650	7.29
ZZZZZZ	844664	10.95	675335	13.79	365972	15.46	216522	7.29
ZZZZZZ	877948	10.95	706666	13.79	385400	15.46	218399	7.29
ZZZZZZ	838473	10.95	673091	13.79	357970	15.46	207578	7.29
ZZZZZZ	897163	10.95	717328	13.79	387132	15.46	228206	7.29
ZZZZZZ	849017	10.95	683255	13.79	367582	15.46	210072	7.29
ZZZZZZ	849178	10.95	688647	13.79	372058	15.46	225255	7.29
ZZZZZZ	854505	10.95	689339	13.79	370975	15.46	219388	7.29
ZZZZZZ	852207	10.95	688926	13.79	372946	15.46	213096	7.29
ZZZZZZ	839036	10.95	673943	13.79	368850	15.46	213542	7.29
ZZZZZZ	856324	10.95	696890	13.79	373957	15.46	221759	7.29
ZZZZZZ	812036	10.95	654332	13.79	352973	15.46	200015	7.29
ZZZZZZ	832835	10.95	666920	13.79	356606	15.46	213068	7.29
FA60039-14 [e]	851240	10.95	688022	13.79	368017	15.46	228244	7.29
ZZZZZZ	866849	10.95	697623	13.79	373837	15.46	221684	7.29
ZZZZZZ	833713	10.95	664927	13.79	355896	15.46	192653	7.29
FA60039-12 [f]	811624	10.95	657033	13.79	353736	15.46	198904	7.29
FA60104-10MS	809701	10.95	645073	13.79	359604	15.46	211195	7.31
FA60104-10MSD	855186	10.95	677751	13.79	375615	15.46	224812	7.31
V1A560-ECC552	892474	10.95	699336	13.79	384144	15.46	239915	7.33

IS 1 = Fluorobenzene
IS 2 = Chlorobenzene-D5
IS 3 = 1,4-Dichlorobenzene-d4
IS 4 = Tert Butyl Alcohol-D10

(a) Initial Cal is: V1A552-ICC552 1A14482.D 12/13/18 15:28
(b) Check Std Limit = -50 to + 100% of initial cal area.

Internal Standard Area Summary

Job Number: FA60039
Account: TTNASA Tetra Tech NUS
Project: NASA-LC 34

Check Std:	V1A560-CC552	**Injection Date:**	12/19/18
Lab File ID:	1A14691.D	**Injection Time:**	07:59
Instrument ID:	GCMS1A	**Method:**	SW846 8260B

Lab Sample ID	IS 1 AREA	IS 1 RT	IS 2 AREA	IS 2 RT	IS 3 AREA	IS 3 RT	IS 4 AREA	IS 4 RT

(c) Upper Limit = + 100% of check standard area; Retention time + 0.167 minutes.
(d) Lower Limit = -50% of check standard area; Retention time -0.167 minutes.
(e) Sample re-analyzed beyond hold time; reported results are considered minimum values. No sample available for reanalysis.
(f) Sample analyzed beyond holding time; reported results are considered minimum values.

Internal Standard Area Summary

Job Number: FA60039
Account: TTNASA Tetra Tech NUS
Project: NASA-LC 34

Check Std:	V3C122-CC0121	**Injection Date:**	12/17/18
Lab File ID:	3C3186.D	**Injection Time:**	15:26
Instrument ID:	GCMS3C	**Method:**	SW846 8260B

	IS 1 AREA	RT	IS 2 AREA	RT	IS 3 AREA	RT	IS 4 AREA	RT
Initial Cal [a]	1041788	10.46	731250	13.22	353338	14.86	148682	7.06
Check Std [b]	922922	10.46	660920	13.22	322668	14.85	126307	7.05
Upper Limit [c]	1845844	10.63	1321840	13.39	645336	15.02	252614	7.22
Lower Limit [d]	461461	10.29	330460	13.05	161334	14.68	63154	6.88

Lab Sample ID	IS 1 AREA	RT	IS 2 AREA	RT	IS 3 AREA	RT	IS 4 AREA	RT
V3C122-BS	925222	10.46	653706	13.21	320808	14.85	115091	7.05
V3C122-MB	896622	10.46	641171	13.21	304079	14.86	116395	7.03
ZZZZZZ	744742	10.46	533256	13.22	267173	14.85	108966	7.03
ZZZZZZ	833088	10.46	592429	13.21	286503	14.86	94789	7.03
ZZZZZZ	848896	10.46	604652	13.21	287455	14.85	98425	7.03
V3C122-ECC0121	833724	10.46	607004	13.22	297592	14.86	117806	7.05

IS 1 = Fluorobenzene
IS 2 = Chlorobenzene-D5
IS 3 = 1,4-Dichlorobenzene-d4
IS 4 = Tert Butyl Alcohol-D10

(a) Initial Cal is: V3C121-ICC0121 3C3155.D 12/14/18 15:01
(b) Check Std Limit = -50 to + 100% of initial cal area.
(c) Upper Limit = + 100% of check standard area; Retention time + 0.167 minutes.
(d) Lower Limit = -50% of check standard area; Retention time -0.167 minutes.

Internal Standard Area Summary

Job Number: FA60039
Account: TTNASA Tetra Tech NUS
Project: NASA-LC 34

Check Std:	V3C123-CC0121	**Injection Date:**	12/18/18
Lab File ID:	3C3215.D	**Injection Time:**	12:15
Instrument ID:	GCMS3C	**Method:**	SW846 8260B

	IS 1 AREA	RT	IS 2 AREA	RT	IS 3 AREA	RT	IS 4 AREA	RT
Initial Cal [a]	1041788	10.46	731250	13.22	353338	14.86	148682	7.06
Check Std [b]	817442	10.46	601333	13.22	305275	14.86	104696	7.05
Upper Limit [c]	1634884	10.63	1202666	13.39	610550	15.03	209392	7.22
Lower Limit [d]	408721	10.29	300667	13.05	152638	14.69	52348	6.88

Lab Sample ID	IS 1 AREA	RT	IS 2 AREA	RT	IS 3 AREA	RT	IS 4 AREA	RT
V3C123-BS	840353	10.46	610834	13.22	298974	14.85	117984	7.05

IS 1 = Fluorobenzene
IS 2 = Chlorobenzene-D5
IS 3 = 1,4-Dichlorobenzene-d4
IS 4 = Tert Butyl Alcohol-D10

(a) Initial Cal is: V3C121-ICC0121 3C3155.D 12/14/18 15:01
(b) Check Std Limit = -50 to + 100% of initial cal area.
(c) Upper Limit = + 100% of check standard area; Retention time + 0.167 minutes.
(d) Lower Limit = -50% of check standard area; Retention time -0.167 minutes.

Internal Standard Area Summary

Job Number: FA60039
Account: TTNASA Tetra Tech NUS
Project: NASA-LC 34

Check Std:	VC5130-CC5121	**Injection Date:**	12/17/18
Lab File ID:	C0129253.D	**Injection Time:**	09:58
Instrument ID:	GCMSC	**Method:**	SW846 8260B

	IS 1 AREA	RT	IS 2 AREA	RT	IS 3 AREA	RT	IS 4 AREA	RT
Initial Cal [a]	603874	10.56	420121	13.44	204523	15.10	154915	6.90
Check Std [b]	834404	10.56	585302	13.44	293981	15.10	217053	6.91
Upper Limit [c]	1668808	10.73	1170604	13.61	587962	15.27	434106	7.08
Lower Limit [d]	417202	10.39	292651	13.27	146991	14.93	108527	6.74

Lab Sample ID	IS 1 AREA	RT	IS 2 AREA	RT	IS 3 AREA	RT	IS 4 AREA	RT
VC5130-BS	876528	10.56	623990	13.44	312995	15.10	243615	6.90
VC5130-MB	869754	10.56	624663	13.44	306544	15.10	229456	6.87
ZZZZZZ	774743	10.56	606924	13.44	298486	15.10	222866	6.87
ZZZZZZ	865304	10.56	620741	13.44	306192	15.10	265348	6.87
FA60039-5	861895	10.56	617598	13.44	303734	15.10	265671	6.87
ZZZZZZ	875643	10.56	632239	13.44	304535	15.10	262021	6.87
FA60039-1	760667	10.56	544781	13.44	274571	15.10	225636	6.86
FA60039-3	844139	10.56	605537	13.44	298053	15.10	259087	6.87
FA60039-4	844675	10.56	594142	13.44	289084	15.10	231617	6.87
FA60039-6	843093	10.56	610380	13.44	295876	15.10	223647	6.86
FA60039-7	806779	10.56	604292	13.44	310762	15.10	253785	6.87
FA60039-5MS	872687	10.56	624549	13.44	303808	15.10	228022	6.90
FA60039-5MSD	872961	10.56	626406	13.44	318266	15.10	265255	6.90
ZZZZZZ	776727	10.56	575995	13.44	295723	15.10	224082	6.87
ZZZZZZ	862906	10.56	625548	13.44	312623	15.10	265849	6.87
ZZZZZZ	787045	10.56	572296	13.44	284257	15.10	231919	6.87
ZZZZZZ	870103	10.56	626153	13.44	312457	15.10	263561	6.87
ZZZZZZ	857933	10.56	615827	13.44	306100	15.10	263122	6.87
ZZZZZZ	858416	10.56	612781	13.44	307338	15.10	245948	6.87
ZZZZZZ	854405	10.56	617986	13.44	308552	15.10	271139	6.86
ZZZZZZ	821148	10.56	584800	13.44	291993	15.10	239221	6.87
ZZZZZZ	853681	10.56	608534	13.44	297983	15.10	266659	6.87
VC5130-ECC5121	863826	10.56	615637	13.44	310168	15.10	243435	6.90

IS 1 = Fluorobenzene
IS 2 = Chlorobenzene-D5
IS 3 = 1,4-Dichlorobenzene-d4
IS 4 = Tert Butyl Alcohol-D10

(a) Initial Cal is: VC5121-ICC5121 C0129093.D 12/11/18 16:45
(b) Check Std Limit = -50 to + 100% of initial cal area.
(c) Upper Limit = + 100% of check standard area; Retention time + 0.167 minutes.
(d) Lower Limit = -50% of check standard area; Retention time -0.167 minutes.

Internal Standard Area Summary

Job Number: FA60039
Account: TTNASA Tetra Tech NUS
Project: NASA-LC 34

Check Std:	VC5132-CC5121	**Injection Date:**	12/18/18
Lab File ID:	C0129303.D	**Injection Time:**	09:06
Instrument ID:	GCMSC	**Method:**	SW846 8260B

	IS 1 AREA	RT	IS 2 AREA	RT	IS 3 AREA	RT	IS 4 AREA	RT
Initial Cal [a]	603874	10.56	420121	13.44	204523	15.10	154915	6.90
Check Std [b]	865868	10.56	607456	13.44	303172	15.10	244066	6.91
Upper Limit [c]	1731736	10.73	1214912	13.61	606344	15.27	488132	7.08
Lower Limit [d]	432934	10.39	303728	13.27	151586	14.93	122033	6.74

Lab Sample ID	IS 1 AREA	RT	IS 2 AREA	RT	IS 3 AREA	RT	IS 4 AREA	RT
VC5133-BS	785073	10.56	571048	13.44	285505	15.10	233872	6.90
VC5132-BS	785073	10.56	571048	13.44	285505	15.10	233872	6.90
VC5134-BS	785073	10.56	571048	13.44	285505	15.10	233872	6.90
VC5133-MB	793575	10.56	569863	13.44	280496	15.10	240763	6.87
VC5134-MB	793575	10.56	569863	13.44	280496	15.10	240763	6.87
VC5132-MB	793575	10.56	569863	13.44	280496	15.10	240763	6.87
FA60017-2	900094	10.56	641940	13.44	315694	15.10	265474	6.87
ZZZZZZ	900183	10.56	648581	13.44	317543	15.10	269276	6.86
ZZZZZZ	898350	10.56	638314	13.44	315742	15.10	254420	6.87
ZZZZZZ	883706	10.56	612886	13.44	299711	15.10	257392	6.87
ZZZZZZ	829623	10.56	594642	13.44	285704	15.10	246674	6.87
ZZZZZZ	872268	10.56	612382	13.44	295518	15.10	272712	6.87
FA60039-2 [e]	886088	10.56	636557	13.44	306144	15.10	285265	6.87
FA60017-2MS	880328	10.56	630345	13.44	301517	15.10	272525	6.90
FA60017-2MSD	894630	10.56	631550	13.44	303327	15.10	273496	6.90
ZZZZZZ	803893	10.56	616921	13.44	303211	15.10	243201	6.88
FA60162-2	915350	10.56	646919	13.44	309915	15.10	278780	6.87
FA60162-2MS	761467	10.56	549894	13.44	274641	15.10	216573	6.90
FA60162-2MSD	921516	10.56	662412	13.44	314430	15.10	273962	6.90
FA59998-12	877946	10.56	626371	13.44	304513	15.10	247079	6.86
ZZZZZZ	871721	10.56	628895	13.44	303984	15.10	243234	6.87
FA59998-12MS	885728	10.56	634867	13.44	308452	15.10	243714	6.90
FA59998-12MSD	770542	10.56	553136	13.44	272779	15.10	227087	6.90
VC5132-ECC5121	883260	10.56	623563	13.44	302987	15.10	232490	6.90

IS 1 = Fluorobenzene
IS 2 = Chlorobenzene-D5
IS 3 = 1,4-Dichlorobenzene-d4
IS 4 = Tert Butyl Alcohol-D10

(a) Initial Cal is: VC5121-ICC5121 C0129093.D 12/11/18 16:45
(b) Check Std Limit = -50 to + 100% of initial cal area.
(c) Upper Limit = + 100% of check standard area; Retention time + 0.167 minutes.

Internal Standard Area Summary

Job Number: FA60039
Account: TTNASA Tetra Tech NUS
Project: NASA-LC 34

Check Std:	VC5132-CC5121	**Injection Date:**	12/18/18
Lab File ID:	C0129303.D	**Injection Time:**	09:06
Instrument ID:	GCMSC	**Method:**	SW846 8260B

Lab	IS 1		IS 2		IS 3		IS 4	
Sample ID	**AREA**	**RT**	**AREA**	**RT**	**AREA**	**RT**	**AREA**	**RT**

(d) Lower Limit = -50% of check standard area; Retention time -0.167 minutes.
(e) Sample re-analyzed beyond hold time; reported results are considered minimum values.

Internal Standard Area Summary

Job Number: FA60039
Account: TTNASA Tetra Tech NUS
Project: NASA-LC 34

Check Std: VC5135-CC5121 **Injection Date:** 12/18/18
Lab File ID: C0129328.D **Injection Time:** 20:12
Instrument ID: GCMSC **Method:** SW846 8260B

	IS 1 AREA	RT	IS 2 AREA	RT	IS 3 AREA	RT	IS 4 AREA	RT
Initial Cal [a]	603874	10.56	420121	13.44	204523	15.10	154915	6.90
Check Std [b]	778056	10.56	558999	13.44	280449	15.10	225486	6.91
Upper Limit [c]	1556112	10.73	1117998	13.61	560898	15.27	450972	7.08
Lower Limit [d]	389028	10.39	279500	13.27	140225	14.93	112743	6.74

Lab Sample ID	IS 1 AREA	RT	IS 2 AREA	RT	IS 3 AREA	RT	IS 4 AREA	RT
VC5135-BS	880839	10.56	639880	13.44	311993	15.10	229329	6.90
VC5135-MB	837511	10.56	617008	13.44	312073	15.10	227282	6.87
FA60135-15	873886	10.56	616399	13.44	292379	15.10	233201	6.87
FA60135-15MS	895814	10.56	641425	13.44	319191	15.10	263775	6.90
FA60135-15MSD	887428	10.56	633455	13.44	309838	15.10	248996	6.90
ZZZZZZ	863131	10.56	613705	13.44	303115	15.10	245502	6.87
ZZZZZZ	894214	10.56	626383	13.44	303197	15.10	242622	6.87
ZZZZZZ	775574	10.56	628256	13.44	307081	15.10	215238	6.87
ZZZZZZ	886448	10.56	624654	13.44	298280	15.10	252179	6.87
ZZZZZZ	760599	10.56	556590	13.44	271411	15.10	196918	6.87
ZZZZZZ	896809	10.56	644145	13.44	316332	15.10	268940	6.87
ZZZZZZ	878547	10.56	622776	13.44	309234	15.10	254866	6.87
ZZZZZZ	840585	10.56	624690	13.44	307183	15.10	231303	6.87
ZZZZZZ	881569	10.56	638916	13.44	309766	15.10	247192	6.86
ZZZZZZ	843683	10.56	613732	13.44	296137	15.10	249486	6.87
ZZZZZZ	843871	10.56	603447	13.44	299308	15.10	230663	6.85
ZZZZZZ	867692	10.56	619358	13.44	308389	15.10	215133	6.87
ZZZZZZ	881030	10.56	635297	13.44	318087	15.10	239884	6.87
FA60039-9 [e]	892342	10.56	644511	13.44	310648	15.10	241398	6.87
VC5135-ECC5121	832219	10.56	620935	13.44	305435	15.10	231870	6.91

IS 1 = Fluorobenzene
IS 2 = Chlorobenzene-D5
IS 3 = 1,4-Dichlorobenzene-d4
IS 4 = Tert Butyl Alcohol-D10

(a) Initial Cal is: VC5121-ICC5121 C0129093.D 12/11/18 16:45
(b) Check Std Limit = -50 to + 100% of initial cal area.
(c) Upper Limit = + 100% of check standard area; Retention time + 0.167 minutes.
(d) Lower Limit = -50% of check standard area; Retention time -0.167 minutes.
(e) Sample analyzed beyond hold time; reported results are considered minimum values.

Internal Standard Area Summary

Job Number: FA60039
Account: TTNASA Tetra Tech NUS
Project: NASA-LC 34

Check Std: VI1805-CC1803 **Injection Date:** 12/14/18
Lab File ID: I59343.D **Injection Time:** 09:46
Instrument ID: GCMSI **Method:** SW846 8260B

	IS 1 AREA	RT	IS 2 AREA	RT	IS 3 AREA	RT	IS 4 AREA	RT
Initial Cal [a]	926550	9.40	666135	12.45	358482	14.13	54870	5.63
Check Std [b]	1094679	9.40	788683	12.45	423251	14.13	72793	5.61
Upper Limit [c]	2189358	9.57	1577366	12.62	846502	14.30	145586	5.78
Lower Limit [d]	547340	9.23	394342	12.28	211626	13.96	36397	5.44

Lab Sample ID	IS 1 AREA	RT	IS 2 AREA	RT	IS 3 AREA	RT	IS 4 AREA	RT
VI1805-BS	1093999	9.40	794234	12.45	428377	14.12	68235	5.62
VI1805-MB	1004746	9.40	716387	12.45	387934	14.13	70185	5.61
ZZZZZZ	1019542	9.40	723530	12.45	378980	14.13	61914	5.59
ZZZZZZ	971745	9.40	692026	12.45	369300	14.13	61724	5.61
FA59920-15	927950	9.41	663973	12.45	360677	14.13	55052	5.62
ZZZZZZ	897680	9.41	653398	12.45	351443	14.13	57913	5.62
ZZZZZZ	900452	9.41	653025	12.45	353487	14.13	60337	5.62
ZZZZZZ	908998	9.41	645867	12.45	347443	14.13	62259	5.61
FA60039-5	881336	9.41	621003	12.45	332609	14.13	53311	5.62
ZZZZZZ	895508	9.40	635860	12.45	339650	14.13	41939	5.62
ZZZZZZ	895928	9.41	629394	12.45	339108	14.13	50912	5.61
FA59920-15MS	1049518	9.40	782982	12.45	417323	14.13	58941	5.62
FA59920-15MSD	1088887	9.40	792813	12.45	424307	14.13	65238	5.63
ZZZZZZ	969474	9.41	672396	12.45	351987	14.13	55455	5.62
FA60039-1	921931	9.41	647869	12.45	349799	14.13	48412	5.62
FA60039-2	895314	9.41	637648	12.45	343616	14.13	43870	5.62
FA60039-3	902141	9.40	640718	12.45	345609	14.13	52721	5.62
FA60039-4	871568	9.41	616376	12.45	337641	14.13	49876	5.62
FA60039-6	982413	9.41	688846	12.45	374433	14.13	51257	5.62
FA60039-7	941445	9.41	671039	12.45	360801	14.13	55188	5.62
ZZZZZZ	944587	9.41	666204	12.45	362601	14.13	64961	5.63
ZZZZZZ	855517	9.41	599638	12.45	322300	14.13	53930	5.62
ZZZZZZ	836203	9.41	598492	12.45	322613	14.13	42771	5.62
ZZZZZZ	890881	9.41	632052	12.45	341440	14.13	46549	5.62
ZZZZZZ	855220	9.41	607575	12.45	330742	14.13	53054	5.62
VI1805-ECC1803	1015675	9.40	749543	12.45	402107	14.13	54769	5.63

IS 1 = Fluorobenzene
IS 2 = Chlorobenzene-D5
IS 3 = 1,4-Dichlorobenzene-d4
IS 4 = Tert Butyl Alcohol-D10

(a) Initial Cal is: VI1803-ICC1803 I59302.D 12/12/18 14:42

Internal Standard Area Summary

Job Number: FA60039
Account: TTNASA Tetra Tech NUS
Project: NASA-LC 34

Check Std:	VI1805-CC1803	**Injection Date:**	12/14/18
Lab File ID:	I59343.D	**Injection Time:**	09:46
Instrument ID:	GCMSI	**Method:**	SW846 8260B

Lab	IS 1		IS 2		IS 3		IS 4	
Sample ID	**AREA**	**RT**	**AREA**	**RT**	**AREA**	**RT**	**AREA**	**RT**

(b) Check Std Limit = -50 to + 100% of initial cal area.
(c) Upper Limit = + 100% of check standard area; Retention time + 0.167 minutes.
(d) Lower Limit = -50% of check standard area; Retention time -0.167 minutes.

Internal Standard Area Summary

Job Number: FA60039
Account: TTNASA Tetra Tech NUS
Project: NASA-LC 34

Check Std: VY1551-CC1510 **Injection Date:** 12/18/18
Lab File ID: Y39052.D **Injection Time:** 20:56
Instrument ID: GCMSY **Method:** SW846 8260B

	IS 1 AREA	RT	IS 2 AREA	RT	IS 3 AREA	RT	IS 4 AREA	RT
Initial Cal [a]	1545175	11.62	1173990	14.64	617613	16.34	138689	7.53
Check Std [b]	1156841	11.61	999855	14.64	548696	16.34	123173	7.52
Upper Limit [c]	2313682	11.78	1999710	14.81	1097392	16.51	246346	7.69
Lower Limit [d]	578421	11.44	499928	14.47	274348	16.17	61587	7.35

Lab Sample ID	IS 1 AREA	RT	IS 2 AREA	RT	IS 3 AREA	RT	IS 4 AREA	RT
VY1551-BS [e]	1165258	11.61	1013426	14.64	538571	16.33	107023	7.52
VY1551-MB	1117853	11.61	997829	14.64	537960	16.33	99037	7.51
ZZZZZZ	1081610	11.61	976843	14.64	527527	16.33	108521	7.51
FA60039-8	1045795	11.61	939902	14.64	506757	16.33	92511	7.51
ZZZZZZ	1008364	11.61	901936	14.64	486020	16.33	100667	7.51
ZZZZZZ	1006214	11.61	912687	14.64	488532	16.33	105927	7.51
ZZZZZZ	956631	11.61	863326	14.64	463364	16.33	82753	7.51
ZZZZZZ	973119	11.61	891595	14.64	482462	16.33	102346	7.51
ZZZZZZ	983047	11.61	904309	14.64	492670	16.33	85472	7.52
ZZZZZZ	980255	11.61	896634	14.64	488082	16.33	103316	7.52
ZZZZZZ	975052	11.61	886877	14.64	477448	16.33	102788	7.51
ZZZZZZ	961794	11.61	878284	14.64	473960	16.33	84562	7.52
FA60039-8MS	1021559	11.61	914392	14.64	498515	16.33	112687	7.52
FA60039-8MSD	1025573	11.61	909156	14.64	496928	16.33	104751	7.52
ZZZZZZ	1002066	11.61	922901	14.64	499932	16.33	105485	7.51
ZZZZZZ	1073313	11.61	967562	14.64	522331	16.33	128833	7.51
ZZZZZZ	980840	11.61	894268	14.64	483136	16.34	100840	7.52
ZZZZZZ	995330	11.61	908508	14.64	497276	16.33	114860	7.51
ZZZZZZ	970042	11.61	891707	14.64	488296	16.33	92233	7.51
ZZZZZZ	957181	11.61	869265	14.64	478626	16.33	103842	7.52

IS 1 = Fluorobenzene
IS 2 = Chlorobenzene-D5
IS 3 = 1,4-Dichlorobenzene-d4
IS 4 = Tert Butyl Alcohol-D10

(a) Initial Cal is: VY1510-ICC1510 Y38012.D 11/08/18 15:29
(b) Check Std Limit = -50 to + 100% of initial cal area.
(c) Upper Limit = + 100% of check standard area; Retention time + 0.167 minutes.
(d) Lower Limit = -50% of check standard area; Retention time -0.167 minutes.
(e) No ECC for this run.

Surrogate Recovery Summary

Job Number: FA60039
Account: TTNASA Tetra Tech NUS
Project: NASA-LC 34

Method: SW846 8260B **Matrix:** AQ

Samples and QC shown here apply to the above method

Lab Sample ID	Lab File ID	S1	S2	S3	S4
FA60039-1	C0129260.D	100	100	96	99
FA60039-1	I59359.D	100	100	100	96
FA60039-2	C0129314.D	99	103	97	102
FA60039-2	I59360.D	101	102	99	97
FA60039-3	C0129262.D	99	102	97	100
FA60039-3	I59361.D	102	101	100	96
FA60039-4	C0129263.D	97	99	99	103
FA60039-4	I59362.D	102	103	101	95
FA60039-5	C0129258.D	98	104	98	101
FA60039-5	I59353.D	107	103	99	95
FA60039-6	C0129264.D	99	100	96	102
FA60039-6	I59363.D	101	100	100	96
FA60039-7	C0129265.D	100	103	96	101
FA60039-7	I59364.D	102	102	100	97
FA60039-8	Y39057.D	113	118	90	99
FA60039-8	3C3206.D	103	108	98	100
FA60039-9	C0129348.D	100	102	97	102
FA60039-9	3C3207.D	103	108	98	102
FA60039-10	3C3219.D	103	108	96	101
FA60039-11	3C3220.D	102	108	98	101
FA60039-12	1A14713.D	102	103	94	98
FA60039-12	3C3221.D	102	108	98	101
FA60039-13	3C3222.D	103	107	98	100
FA60039-14	3C3238.D	103	112	99	99
FA60039-14	1A14710.D	100	104	95	99
FA60039-15	3C3224.D	103	109	97	101
FA59920-15MS	I59356.D	98	94	95	97
FA59920-15MSD	I59357.D	97	94	97	99
FA59920-1MS	3C3208.D	103	110	96	98
FA59920-1MSD	3C3209.D	103	109	97	100
FA60017-2MS	C0129315.D	102	100	97	103
FA60017-2MSD	C0129316.D	100	101	98	102
FA60039-10MS	3C3239.D	103	113	94	97
FA60039-10MSD	3C3240.D	102	109	96	100
FA60039-5MS	C0129266.D	99	100	98	101
FA60039-5MSD	C0129267.D	100	102	97	100
FA60039-8MS	Y39066.D	112	118	91	99
FA60039-8MSD	Y39067.D	110	116	92	99
FA60104-10MS	1A14714.D	102	107	97	97
FA60104-10MSD	1A14715.D	103	105	97	98

Surrogate Recovery Summary

Job Number: FA60039
Account: TTNASA Tetra Tech NUS
Project: NASA-LC 34

Method: SW846 8260B **Matrix:** AQ

Samples and QC shown here apply to the above method

Lab Sample ID	Lab File ID	S1	S2	S3	S4
FA60135-15MS	C0129332.D	99	100	97	99
FA60135-15MSD	C0129333.D	101	100	98	101
V1A560-BS	1A14692.D	103	105	98	100
V1A560-MB	1A14693.D	99	101	95	99
V3C122-BS	3C3187.D	100	103	99	100
V3C122-MB	3C3188.D	99	101	99	102
V3C123-BS	3C3216.D	103	106	98	100
V3C123-MB	3C3218.D	101	105	98	101
VC5130-BS	C0129254.D	100	100	98	100
VC5130-MB	C0129255.D	96	100	96	101
VC5132-BS	C0129304.D	101	98	97	99
VC5132-MB	C0129305.D	100	95	97	101
VC5135-BS	C0129329.D	98	99	98	102
VC5135-MB	C0129330.D	98	99	95	99
VI1805-BS	I59344.D	94	92	100	101
VI1805-MB	I59345.D	98	97	99	99
VY1551-BS	Y39053.D	109	110	93	101
VY1551-MB	Y39055.D	111	117	90	98

Surrogate Compounds	Recovery Limits
S1 = Dibromofluoromethane	83-118%
S2 = 1,2-Dichloroethane-D4	79-125%
S3 = Toluene-D8	85-112%
S4 = 4-Bromofluorobenzene	83-118%

Initial Calibration Summary

Job Number: FA60039
Account: TTNASA Tetra Tech NUS
Project: NASA-LC 34

Sample: V1A552-ICC552
Lab FileID: 1A14482.D

Response Factor Report MSVOA17

Method : C:\msdchem\1\MET...18-12-13APP91A.m (RTE Integrator)
Title : SW-846 Method 5035A/8260B
Last Update : Fri Dec 14 08:02:34 2018
Response via : Initial Calibration

Calibration Files
1 =1A14478.D 2 =1A14479.D 3 =1A14480.D 4 =1A14481.D
5 =1A14482.D 6 =1A14483.D 7 =1A14484.D

Compound	1	2	3	4	5	6	7	Avg	%RSD
1) I Fluorobenzene	----------ISTD----------								
2) Dichlorodifluorom	0.318	0.302	0.344	0.322	0.331	0.321	0.313	0.321	4.13
3)P Chloromethane	0.429	0.389	0.423	0.399	0.426	0.415	0.419	0.414	3.58
4) 1,3-Butadiene	0.320	0.295	0.320	0.285	0.288	0.284	0.306	0.300	5.28
5)C Vinyl Chloride	0.270	0.275	0.306	0.300	0.325	0.330	0.361	0.309	10.37
6) Bromomethane	0.127	0.107	0.113	0.113	0.123	0.122	0.119	0.118	5.96
7) Chloroethane	0.188	0.108	0.103	0.088	0.088	0.085	0.085	0.106	34.93
---- Quadratic regr., Force(0,0) ---- Coefficient = 0.9996									
Response Ratio = 0.00000 + 0.08999 *A + -0.00267 *A^2									
8) Trichlorofluorome	0.434	0.446	0.492	0.446	0.442			0.452	5.11
9) Ethyl Ether	0.242	0.245	0.273	0.271	0.279	0.278	0.281	0.267	6.19
10) 1,2-Dichlorotrifl	0.269	0.278	0.308	0.297	0.306	0.307	0.311	0.297	5.57
11)C 1,1-Dichloroethen	0.380	0.380	0.431	0.421	0.436	0.437	0.444	0.418	6.55
12) Freon 113	0.232	0.241	0.274	0.268	0.272	0.278	0.278	0.263	7.12
13) Carbon Disulfide	0.783	0.641	0.707	0.687	0.712	0.722	0.728	0.711	6.04
14) Iodomethane	0.249	0.145	0.156	0.174	0.229	0.242	0.247	0.206	22.17
---- Quadratic regr., Force(0,0) ---- Coefficient = 0.9972									
Response Ratio = 0.00000 + 0.19696 *A + 0.02650 *A^2									
15) Allyl chloride	0.449	0.410	0.459	0.455	0.475	0.466	0.446	0.451	4.63
16) Methylene Chlorid	0.745	0.433	0.453	0.428	0.437	0.430	0.435	0.480	24.39
---- Quadratic regr., Force(0,0) ---- Coefficient = 0.9999									
Response Ratio = 0.00000 + 0.43132 *A + 0.00164 *A^2									
17) Acetone	0.125	0.128	0.157	0.154	0.152	0.155	0.162	0.148	10.08
18) Methyl acetate	0.277	0.298	0.365	0.371	0.368	0.371	0.382	0.347	12.00
19) trans-1,2-Dichlor	0.370	0.378	0.429	0.415	0.429	0.429	0.435	0.412	6.51
20) Hexane	0.271	0.260	0.294	0.277	0.283	0.288	0.286	0.280	4.13
21) Methyl Tert Butyl	0.812	0.812	0.894	0.876	0.886	0.882	0.894	0.865	4.28
22) Acetonitrile	0.067	0.063	0.073	0.073	0.073	0.073	0.075	0.071	6.15
23) Di-isopropyl ethe	1.047	1.038	1.154	1.144	1.169	1.159	1.171	1.126	5.15
24) Chloroprene	0.371	0.377	0.429	0.427	0.443	0.460	0.468	0.425	8.89
25)P 1,1-Dichloroethan	0.462	0.456	0.509	0.502	0.515	0.513	0.517	0.496	5.28
26) Acrylonitrile	0.139	0.144	0.182	0.189	0.191	0.192	0.201	0.177	13.89
27) ETBE	0.939	0.958	1.073	1.046	1.056	1.034	1.040	1.021	5.03
28) Vinyl acetate	0.522	0.687	0.831	0.827	0.839	0.823	0.823	0.764	15.62
---- Quadratic regression ---- Coefficient = 0.9999									
Response Ratio = -0.04324 + 0.85267 *A + -0.00268 *A^2									
29) cis-1,2-Dichloroe	0.261	0.272	0.313	0.308	0.313	0.315	0.320	0.300	7.86
30) 2,2-Dichloropropa	0.355	0.356	0.409	0.406	0.420	0.423	0.431	0.400	7.90
31) Bromochloromethan	0.131	0.143	0.158	0.153	0.155	0.150	0.152	0.149	6.00
32) Cyclohexane	0.552	0.536	0.600	0.577	0.593	0.599	0.611	0.581	4.75
33)C Chloroform	0.454	0.444	0.499	0.485	0.499	0.498	0.505	0.484	5.06
34) Ethyl acetate	0.395	0.433	0.507	0.501	0.492	0.485	0.495	0.473	8.89

Initial Calibration Summary

Job Number: FA60039
Account: TTNASA Tetra Tech NUS
Project: NASA-LC 34

Sample: V1A552-ICC552
Lab FileID: 1A14482.D

```
35)  Tetrahydrofuran   0.323 0.224 0.229 0.203 0.195 0.193 0.201 0.224  20.51
            ---- Quadratic regr., Force(0,0) ----  Coefficient =  0.9993
              Response Ratio = 0.00000 + 0.19287 *A + 0.00353 *A^2

36)S Dibromofluorometh 0.254 0.255 0.261 0.262 0.260 0.261 0.262 0.259   1.25
37)  Carbon Tetrachlor 0.297 0.304 0.341 0.345 0.364 0.374 0.389 0.345   9.99
38)  1,1,1-Trichloroet 0.413 0.417 0.478 0.465 0.479 0.483 0.495 0.461   7.13
39)  2-Butanone        0.185 0.210 0.266 0.266 0.264 0.266 0.277 0.248  14.23
40)  1,1-Dichloroprope 0.327 0.341 0.388 0.378 0.389 0.391 0.397 0.373   7.40
41)  tert-Butyl Format 0.238 0.254 0.290 0.291 0.299 0.299 0.302 0.282   8.97
42)  Propionitrile     0.072 0.075 0.087 0.084 0.081 0.080 0.082 0.080   6.41
43)  Methacrylonitrile 0.297 0.265 0.300 0.282 0.273 0.260 0.254 0.276   6.54
44)  Benzene           1.031 1.000 1.093 1.044 1.060 1.031 1.032 1.041   2.78
45)  TAME              0.800 0.788 0.866 0.843 0.844 0.832 0.839 0.830   3.24
46)S 1,2-Dichloroethan 0.279 0.282 0.284 0.285 0.272 0.268 0.271 0.277   2.50
47)  1,2-Dichloroethan 0.404 0.394 0.428 0.415 0.424 0.413 0.420 0.414   2.87
48)  Trichloroethene   0.293 0.285 0.313 0.306 0.310 0.308 0.310 0.304   3.39
49)  Methylcyclohexane 0.423 0.409 0.460 0.444 0.451 0.455 0.458 0.443   4.42
50)  Dibromomethane    0.162 0.164 0.185 0.182 0.189 0.188 0.191 0.180   6.61
51)C 1,2-Dichloropropa 0.251 0.273 0.303 0.297 0.307 0.306 0.310 0.292   7.51
52)  Ethyl Acrylate                    0.027 0.027 0.027 0.028 0.027   1.87
53)  Bromodichlorometh 0.281 0.273 0.317 0.329 0.345 0.350 0.362 0.322  10.63
54)  Methyl methacryla 0.312 0.334 0.395 0.379 0.387 0.387 0.398 0.370   9.03
55)  2-Chloroethyl vin 0.162 0.179 0.203 0.191 0.186 0.175 0.171 0.181   7.56
56)  cis-1,3-Dichlorop 0.387 0.397 0.456 0.463 0.475 0.476 0.486 0.449   8.88

57) I   Chlorobenzene-d5      ----------------ISTD---------------------
58)S Toluene-d8        1.292 1.276 1.314 1.329 1.348 1.374 1.375 1.330   2.90
59)S a,a,a-Trifluoroto 0.043 0.009 0.005 0.002 0.001 0.001 0.001 0.009  174.87
60)C Toluene           1.538 1.406 1.597 1.561 1.629 1.626 1.655 1.573   5.36
61)  2-Nitropropane    0.104 0.101 0.132 0.143 0.150 0.156 0.164 0.136  18.35
            ---- Quadratic regr., Force(0,0) ----  Coefficient =  0.9998
              Response Ratio = 0.00000 + 0.13766 *A + 0.00265 *A^2

62)  4-Methyl-2-pentan 0.657 0.609 0.705 0.672 0.663 0.649 0.654 0.659   4.37
63)  trans-1,3-Dichlor 0.431 0.454 0.530 0.530 0.560 0.564 0.571 0.520  10.71
64)  Tetrachloroethene 0.402 0.409 0.457 0.445 0.462 0.460 0.467 0.443   5.99
65)  Ethyl methacrylat 0.410 0.489 0.578 0.576 0.600 0.601 0.612 0.552  13.58
66)  1,1,2-Trichloroet 0.264 0.269 0.305 0.299 0.310 0.310 0.315 0.296   7.06
67)  Dibromochlorometh 0.260 0.283 0.336 0.361 0.389 0.410 0.432 0.353  18.22
            ---- Quadratic regr., Force(0,0) ----  Coefficient =  0.9999
              Response Ratio = 0.00000 + 0.35022 *A + 0.04145 *A^2

68)  1,3-Dichloropropa 0.562 0.552 0.627 0.616 0.632 0.632 0.645 0.609   6.06
69)  1,2-Dibromoethane 0.339 0.355 0.413 0.413 0.426 0.429 0.443 0.402   9.87
70)  2-hexanone        0.467 0.599 0.700 0.662 0.646 0.618 0.601 0.613  12.01
71)  1-Chlorohexane    0.416 0.433 0.497 0.493 0.523 0.530 0.535 0.490   9.66
72)C Ethylbenzene      1.766 1.578 1.763 1.704 1.767 1.749 1.755 1.726   3.98
73)P Chlorobenzene     1.046 0.971 1.083 1.045 1.078 1.053 1.056 1.047   3.51
74)  1,1,1,2-Tetrachlo 0.293 0.301 0.352 0.360 0.385 0.389 0.402 0.355  12.10
75)  m,p-Xylene        1.328 1.269 1.404 1.362 1.415 1.400 1.397 1.368   3.85
76)  o-Xylene          1.312 1.265 1.422 1.414 1.473 1.462 1.496 1.406   6.14
77)  Styrene           0.983 0.990 1.150 1.145 1.180 1.185 1.198 1.119   8.24
78)P Bromoform         0.157 0.178 0.219 0.244 0.271 0.292 0.317 0.239  24.61
            ---- Quadratic regr., Force(0,0) ----  Coefficient =  0.9998
              Response Ratio = 0.00000 + 0.22987 *A + 0.04378 *A^2

79)  Isopropylbenzene  1.537 1.463 1.679 1.642 1.721 1.723 1.751 1.645   6.54

80) I   1,4-Dichlorobenzene-d ----------------ISTD---------------------
```

Initial Calibration Summary

Job Number: FA60039
Account: TTNASA Tetra Tech NUS
Project: NASA-LC 34

Sample: V1A552-ICC552
Lab FileID: 1A14482.D

```
 81)S 4-Bromofluorobenz 0.812 0.813 0.804 0.806 0.806 0.819 0.824 0.812   0.90
 82)  cis-1,4-Dichloro- 0.136 0.208 0.236 0.282 0.317 0.347 0.370 0.271  30.59
             ---- Quadratic regr., Force(0,0) ----  Coefficient =  0.9996
               Response Ratio = 0.00000 + 0.27194 *A + 0.04989 *A^2

 83)  n-Propylbenzene   3.578 3.364 3.672 3.583 3.747 3.759 3.752 3.637   3.93
 84)  Bromobenzene      0.876 0.817 0.866 0.854 0.869 0.865 0.861 0.858   2.24
 85)P 1,1,2,2-Tetrachlo 0.960 0.933 1.034 1.008 1.025 1.036 1.044 1.006   4.23
 86)  1,3,5-Trimethylbe 2.534 2.453 2.656 2.584 2.701 2.699 2.682 2.616   3.64
 87)  2-Chlorotoluene   2.568 2.326 2.502 2.420 2.540 2.541 2.528 2.489   3.46
 88)  trans-1,4-Dichlor 0.136 0.208 0.236 0.282 0.317 0.347 0.370 0.271  30.59
             ---- Quadratic regr., Force(0,0) ----  Coefficient =  0.9996
               Response Ratio = 0.00000 + 0.27194 *A + 0.04989 *A^2

 89)  1,2,3-Trichloropr 0.360 0.333 0.370 0.352 0.359 0.358 0.358 0.356   3.16
 90)  Cyclohexanone     0.052 0.054 0.065 0.057 0.057 0.059 0.062 0.058   7.64
 91)  4-Chlorotoluene   2.397 2.143 2.320 2.281 2.387 2.409 2.430 2.338   4.31
 92)  tert-Butylbenzene 1.529 1.364 1.487 1.432 1.491 1.508 1.511 1.475   3.89
 93)  1,2,4-Trimethylbe 2.555 2.537 2.759 2.674 2.783 2.748 2.726 2.683   3.71
 94)  Pentachloroethane 0.307 0.330 0.383 0.403 0.438 0.457 0.461 0.397  15.28
             ---- Quadratic regr., Force(0,0) ----  Coefficient =  0.9995
               Response Ratio = 0.00000 + 0.41414 *A + 0.02477 *A^2

 95)  sec-Butylbenzene  2.953 2.855 3.097 2.988 3.147 3.172 3.158 3.053   4.00
 96)  4-Isopropyltoluen 2.652 2.568 2.806 2.740 2.874 2.905 2.893 2.777   4.67
 97)  1,3-Dichlorobenze 1.557 1.463 1.589 1.567 1.635 1.635 1.650 1.585   4.09
 98)  1,4-Dichlorobenze 1.742 1.549 1.667 1.583 1.662 1.663 1.660 1.647   3.83
 99)  n-Butylbenzene    1.199 1.193 1.333 1.326 1.405 1.440 1.436 1.333   7.78
100)  Benzyl Chloride   0.244 0.310 0.388 0.422 0.462 0.484 0.495 0.401  23.44
             ---- Quadratic regr., Force(0,0) ----  Coefficient =  0.9996
               Response Ratio = 0.00000 + 0.42733 *A + 0.03509 *A^2

101)  1,2-Dichlorobenze 1.527 1.453 1.555 1.520 1.593 1.595 1.602 1.549   3.49
102)  1,2-Dibromo-3-Chl 0.175 0.178 0.212 0.216 0.234 0.247 0.264 0.218  15.40
             ---- Quadratic regr., Force(0,0) ----  Coefficient =  0.9999
               Response Ratio = 0.00000 + 0.20814 *A + 0.02802 *A^2

103)  Hexachlorobutadie 0.357 0.340 0.369 0.360 0.390 0.410 0.412 0.377   7.33
104)  1,2,4-Trichlorobe 0.965 0.901 0.986 0.981 1.056 1.054 1.077 1.003   6.25
105)  Naphthalene       3.348 3.128 3.506 3.425 3.614 3.601 3.729 3.479   5.75
106)  1,2,3-Trichlorobe 0.920 0.874 0.990 0.972 1.023 1.017 1.048 0.978   6.30

107) I   Tert Butyl Alcohol-d1 ----------------ISTD---------------------
108)  Ethanol                  0.119 0.134 0.139 0.144 0.140 0.133 0.135   6.35
109)  Acrolein          1.101 1.205 1.326 1.395 1.514 1.535 1.495 1.367  12.17
110)  Tert butyl alcoho 1.408 1.320 1.397 1.379 1.427 1.452 1.440 1.403   3.19
111)  Isobutyl alcohol  0.287 0.310 0.348 0.349 0.363 0.365 0.363 0.341   8.98
112)  Tert Amyl Alcohol 1.029 1.027 1.142 1.112 1.163 1.178 1.175 1.118   5.85
113)  1,4-Dioxane       0.084 0.105 0.119 0.119 0.122 0.124 0.120 0.113  12.67
114)  3,3-dimethyl-1-bu 1.184 1.201 1.305 1.270 1.301 1.245 1.156 1.237   4.73
 ---------------------------------------------------------------------------
 (#) = Out of Range

          2018-12-13APP91A.m        Fri Dec 14 08:42:22 2018
```

Initial Calibration Verification

Job Number: FA60039
Account: TTNASA Tetra Tech NUS
Project: NASA-LC 34

Sample: V1A552-ICV552
Lab FileID: 1A14486.D

Evaluate Continuing Calibration Report

Data File : C:\msdchem\1\DATA\121318\1A14486.D Vial: 9
Acq On : 13 Dec 2018 5:19 pm Operator: eileeng
Sample : ICV552-5 Inst : MSVOA17
Misc : MS42060,V1A552,,,,, Multiplr: 1.00
MS Integration Params: rteint.p

Method : C:\msdchem\1\MET...18-12-13APP91A.m (RTE Integrator)
Title : SW-846 Method 5035A/8260B
Last Update : Fri Dec 14 08:02:34 2018
Response via : Multiple Level Calibration

Min. RRF : 0.000 Min. Rel. Area : 50% Max. R.T. Dev 0.50min
Max. RRF Dev : 20% Max. Rel. Area : 200%

	Compound	AvgRF	CCRF	%Dev	Area%	Dev(min)	R.T.
1 I	Fluorobenzene	1.000	1.000	0.0	101	0.00	10.95
2	Dichlorodifluoromethane	0.321	0.278	13.4	85	0.00	3.08
3 P	Chloromethane	0.414	0.385	7.0	91	0.00	3.46
4	1,3-Butadiene	0.300	0.309	-3.0	108	0.00	3.63
5 C	Vinyl Chloride	0.309	0.283	8.4	88	0.00	3.60
6	Bromomethane	0.118	0.117	0.8	96	0.00	4.21
		Amount	Calc.	%Drift			
7	Chloroethane	40.000	35.302	11.7	89	0.00	4.43
		AvgRF	CCRF	%Dev			
8	Trichlorofluoromethane		NA				
9	Ethyl Ether	0.267	0.265	0.7	96	0.00	5.34
10	1,2-Dichlorotrifluoroetha	0.297	0.339	-14.1	112	0.00	5.67
11 C	1,1-Dichloroethene	0.418	0.471	-12.7	109	0.00	5.65
12	Freon 113	0.263	0.255	3.0	95	0.00	5.74
13	Carbon Disulfide	0.711	0.727	-2.3	103	-0.01	5.70
		Amount	Calc.	%Drift			
14	Iodomethane	40.000	32.677	18.3	77	0.00	5.92
		AvgRF	CCRF	%Dev			
15	Allyl chloride	0.451	0.519	-15.1	110	0.00	6.54
		Amount	Calc.	%Drift			
16	Methylene Chloride	40.000	44.135	-10.3	110	0.00	6.73
		AvgRF	CCRF	%Dev			
17	Acetone	0.148	0.174	-17.6	115	0.00	6.82
18	Methyl acetate	0.347	0.393	-13.3	108	0.00	7.07
19	trans-1,2-Dichloroethene	0.412	0.452	-9.7	107	0.00	7.05
20	Hexane	0.280	0.271	3.2	97	0.00	7.22
21	Methyl Tert Butyl Ether	0.865	0.862	0.3	98	0.00	7.27
22	Acetonitrile	0.071	0.074	-4.2	103	0.00	7.67
23	Di-isopropyl ether	1.126	1.115	1.0	96	0.00	8.01
24	Chloroprene	0.425	0.476	-12.0	109	0.00	8.17
25 P	1,1-Dichloroethane	0.496	0.563	-13.5	110	0.00	8.20
26	Acrylonitrile	0.177	0.196	-10.7	104	0.00	8.27
27	ETBE	1.021	0.962	5.8	92	0.00	8.71
		Amount	Calc.	%Drift			
28	Vinyl acetate	200.000	175.858	12.1	88	0.00	8.70

Initial Calibration Verification

Job Number: FA60039
Account: TTNASA Tetra Tech NUS
Project: NASA-LC 34

Sample: V1A552-ICV552
Lab FileID: 1A14486.D

			AvgRF	CCRF	%Dev			
29		cis-1,2-Dichloroethene	0.300	0.329	-9.7	106	0.00	9.23
30		2,2-Dichloropropane	0.400	0.444	-11.0	107	0.00	9.40
31		Bromochloromethane	0.149	0.151	-1.3	99	0.00	9.55
32		Cyclohexane	0.581	0.586	-0.9	100	0.00	9.58
33	C	Chloroform	0.484	0.500	-3.3	101	0.00	9.67
34		Ethyl acetate	0.473	0.504	-6.6	104	0.00	9.84
			Amount	Calc.	%Drift			
35		Tetrahydrofuran	40.000	40.288	-0.7	102	0.00	9.90
			AvgRF	CCRF	%Dev			
36	S	Dibromofluoromethane	0.259	0.263	-1.5	102	0.00	9.93
37		Carbon Tetrachloride	0.345	0.368	-6.7	102	0.00	9.88
38		1,1,1-Trichloroethane	0.461	0.479	-3.9	101	0.00	9.96
39		2-Butanone	0.248	0.291	-17.3	111	0.00	10.07
40		1,1-Dichloropropene	0.373	0.395	-5.9	103	0.00	10.14
41		tert-Butyl Formate	0.282	0.289	-2.5	98	0.00	10.27
42		Propionitrile	0.080	0.087	-8.7	108	0.00	10.44
43		Methacrylonitrile	0.276	0.283	-2.5	104	0.00	10.48
44		Benzene	1.041	1.105	-6.1	105	0.00	10.45
45		TAME	0.830	0.801	3.5	96	0.00	10.60
46	S	1,2-Dichloroethane-d4	0.277	0.272	1.8	101	0.00	10.61
47		1,2-Dichloroethane	0.414	0.431	-4.1	103	0.00	10.69
48		Trichloroethene	0.304	0.316	-3.9	103	0.00	11.15
49		Methylcyclohexane	0.443	0.456	-2.9	102	0.00	11.15
50		Dibromomethane	0.180	0.190	-5.6	102	0.00	11.59
51	C	1,2-Dichloropropane	0.292	0.322	-10.3	106	0.00	11.68
52		Ethyl Acrylate	0.027	0.029	-7.4	109	0.00	11.88
53		Bromodichloromethane	0.322	0.360	-11.8	106	0.00	11.75
54		Methyl methacrylate	0.370	0.407	-10.0	106	0.00	11.88
55		2-Chloroethyl vinyl ether	0.181	0.184	-1.7	100	0.00	12.27
56		cis-1,3-Dichloropropene	0.449	0.480	-6.9	102	0.00	12.34
57	I	Chlorobenzene-d5	1.000	1.000	0.0	102	0.00	13.79
58	S	Toluene-d8	1.330	1.351	-1.6	102	0.00	12.51
59	S	a,a,a-Trifluorotoluene	0.009	0.001	88.9#	106	0.00	11.84
60	C	Toluene	1.573	1.690	-7.4	106	0.00	12.56
			Amount	Calc.	%Drift			
61		2-Nitropropane	200.000	198.708	0.6	100	0.00	12.73
			AvgRF	CCRF	%Dev			
62		4-Methyl-2-pentanone	0.659	0.711	-7.9	109	0.00	12.85
63		trans-1,3-Dichloropropene	0.520	0.588	-13.1	107	0.00	12.90
64		Tetrachloroethene	0.443	0.488	-10.2	108	0.00	12.91
65		Ethyl methacrylate	0.552	0.609	-10.3	103	0.00	13.01
66		1,1,2-Trichloroethane	0.296	0.318	-7.4	104	0.00	13.04
			Amount	Calc.	%Drift			
67		Dibromochloromethane	40.000	42.841	-7.1	108	0.00	13.20
			AvgRF	CCRF	%Dev			
68		1,3-Dichloropropane	0.609	0.633	-3.9	102	0.00	13.27
69		1,2-Dibromoethane	0.402	0.439	-9.2	105	0.00	13.40
70		2-hexanone	0.613	0.685	-11.7	108	0.00	13.52
71		1-Chlorohexane	0.490	0.519	-5.9	101	0.00	13.76
72	C	Ethylbenzene	1.726	1.825	-5.7	105	0.00	13.80
73	P	Chlorobenzene	1.047	1.120	-7.0	106	0.00	13.80

Initial Calibration Verification

Job Number: FA60039
Account: TTNASA Tetra Tech NUS
Project: NASA-LC 34

Sample: V1A552-ICV552
Lab FileID: 1A14486.D

74		1,1,1,2-Tetrachloroethane	0.355	0.404	-13.8	107	0.00	13.85
75		m,p-Xylene	1.368	1.478	-8.0	106	0.00	13.91
76		o-Xylene	1.406	1.523	-8.3	105	0.00	14.23
77		Styrene	1.119	1.225	-9.5	106	0.00	14.27
		----------	Amount	Calc.	%Drift			
78	P	Bromoform	40.000	43.583	-9.0	110	0.00	14.32
		----------	AvgRF	CCRF	%Dev			
79		Isopropylbenzene	1.645	1.865	-13.4	110	0.00	14.45
80	I	1,4-Dichlorobenzene-d4	1.000	1.000	0.0	102	0.00	15.46
81	S	4-Bromofluorobenzene	0.812	0.805	0.9	102	0.00	14.68
		----------	Amount	Calc.	%Drift			
82		cis-1,4-Dichloro-2-butene	40.000	44.926	-12.3	115	0.00	14.69
		----------	AvgRF	CCRF	%Dev			
83		n-Propylbenzene	3.637	3.842	-5.6	105	0.00	14.74
84		Bromobenzene	0.858	0.921	-7.3	108	0.00	14.77
85	P	1,1,2,2-Tetrachloroethane	1.006	1.117	-11.0	111	0.00	14.79
86		1,3,5-Trimethylbenzene	2.616	2.811	-7.5	106	0.00	14.86
87		2-Chlorotoluene	2.489	2.685	-7.9	108	0.00	14.88
		----------	Amount	Calc.	%Drift			
88		trans-1,4-Dichloro-2-Bute	40.000	44.926	-12.3	115	0.00	14.69
		----------	AvgRF	CCRF	%Dev			
89		1,2,3-Trichloropropane	0.356	0.373	-4.8	106	0.00	14.90
90		Cyclohexanone	0.058	0.109	-87.9#	197	0.00	14.95
91		4-Chlorotoluene	2.338	2.503	-7.1	107	0.00	14.99
92		tert-Butylbenzene	1.475	1.544	-4.7	106	0.00	15.10
93		1,2,4-Trimethylbenzene	2.683	2.796	-4.2	103	0.00	15.15
		----------	Amount	Calc.	%Drift			
94		Pentachloroethane	40.000	42.154	-5.4	107	0.00	15.15
		----------	AvgRF	CCRF	%Dev			
95		sec-Butylbenzene	3.053	3.302	-8.2	107	0.00	15.23
96		4-Isopropyltoluene	2.777	3.021	-8.8	107	0.00	15.30
97		1,3-Dichlorobenzene	1.585	1.768	-11.5	111	0.00	15.41
98		1,4-Dichlorobenzene	1.647	1.726	-4.8	106	0.00	15.47
99		n-Butylbenzene	1.333	1.473	-10.5	107	0.00	15.60
		----------	Amount	Calc.	%Drift			
100		Benzyl Chloride	40.000	40.029	-0.1	101	0.00	15.62
		----------	AvgRF	CCRF	%Dev			
101		1,2-Dichlorobenzene	1.549	1.675	-8.1	107	0.00	15.77
		----------	Amount	Calc.	%Drift			
102		1,2-Dibromo-3-Chloropropa	40.000	43.198	-8.0	110	0.00	16.30
		----------	AvgRF	CCRF	%Dev			
103		Hexachlorobutadiene	0.377	0.400	-6.1	105	0.00	16.74
104		1,2,4-Trichlorobenzene	1.003	1.096	-9.3	106	0.00	16.80
105		Naphthalene	3.479	3.746	-7.7	106	0.00	17.05
106		1,2,3-Trichlorobenzene	0.978	1.055	-7.9	105	0.00	17.21
107	I	Tert Butyl Alcohol-d10	1.000	1.000	0.0	107	0.02	7.34

Initial Calibration Verification

Job Number: FA60039
Account: TTNASA Tetra Tech NUS
Project: NASA-LC 34

Sample: V1A552-ICV552
Lab FileID: 1A14486.D

108	Ethanol	0.135	0.144	-6.7	107	0.03	5.68
109	Acrolein	1.367	1.633	-19.5	115	0.00	6.28
110	Tert butyl alcohol	1.403	1.452	-3.5	109	0.01	7.47
111	Isobutyl alcohol	0.341	0.368	-7.9	108	0.00	10.71
112	Tert Amyl Alcohol	1.118	1.156	-3.4	106	0.00	10.82
113	1,4-Dioxane	0.113	0.125	-10.6	110	0.00	11.93
114	3,3-dimethyl-1-butanol	1.237	1.336	-8.0	110	0.00	13.50

(#) = Out of Range SPCC's out = 0 CCC's out = 0
1A14482.D 2018-12-13APP91A.m Fri Dec 14 08:42:07 2018

Initial Calibration Verification

Job Number: FA60039
Account: TTNASA Tetra Tech NUS
Project: NASA-LC 34

Sample: V1A552-ICV552
Lab FileID: 1A14487.D

Evaluate Continuing Calibration Report

Data File : C:\msdchem\1\DATA\121318\1A14487.D Vial: 10
Acq On : 13 Dec 2018 5:47 pm Operator: eileeng
Sample : icv552-5 Inst : MSVOA17
Misc : MS42060,V1A552,,,,, Multiplr: 1.00
MS Integration Params: rteint.p

Method : C:\msdchem\1\MET...18-12-13APP91A.m (RTE Integrator)
Title : SW-846 Method 5035A/8260B
Last Update : Fri Dec 14 08:02:34 2018
Response via : Multiple Level Calibration

Min. RRF : 0.000 Min. Rel. Area : 50% Max. R.T. Dev 0.50min
Max. RRF Dev : 20% Max. Rel. Area : 200%

		Compound	AvgRF	CCRF	%Dev	Area%	Dev(min)	R.T.
1	I	Fluorobenzene	1.000	1.000	0.0	102	0.00	10.95
2		Dichlorodifluoromethane		----------	NA	----------		
3	P	Chloromethane		----------	NA	----------		
4		1,3-Butadiene		----------	NA	----------		
5	C	Vinyl Chloride		----------	NA	----------		
6		Bromomethane		----------	NA	----------		
		----------	Amount	Calc.	%Drift	----------		
7		Chloroethane		----------	NA	----------		
		----------	AvgRF	CCRF	%Dev	----------		
8		Trichlorofluoromethane	0.452	0.395	12.6	91	0.00	4.69
9		Ethyl Ether		----------	NA	----------		
10		1,2-Dichlorotrifluoroetha		----------	NA	----------		
11	C	1,1-Dichloroethene		----------	NA	----------		
12		Freon 113		----------	NA	----------		
13		Carbon Disulfide		----------	NA	----------		
		----------	Amount	Calc.	%Drift	----------		
14		Iodomethane		----------	NA	----------		
		----------	AvgRF	CCRF	%Dev	----------		
15		Allyl chloride		----------	NA	----------		
		----------	Amount	Calc.	%Drift	----------		
16		Methylene Chloride		----------	NA	----------		
		----------	AvgRF	CCRF	%Dev	----------		
17		Acetone		----------	NA	----------		
18		Methyl acetate		----------	NA	----------		
19		trans-1,2-Dichloroethene		----------	NA	----------		
20		Hexane		----------	NA	----------		
21		Methyl Tert Butyl Ether		----------	NA	----------		
22		Acetonitrile		----------	NA	----------		
23		Di-isopropyl ether		----------	NA	----------		
24		Chloroprene		----------	NA	----------		
25	P	1,1-Dichloroethane		----------	NA	----------		
26		Acrylonitrile		----------	NA	----------		
27		ETBE		----------	NA	----------		
		----------	Amount	Calc.	%Drift	----------		
28		Vinyl acetate		----------	NA	----------		

Initial Calibration Verification

Job Number: FA60039
Account: TTNASA Tetra Tech NUS
Project: NASA-LC 34

Sample: V1A552-ICV552
Lab FileID: 1A14487.D

			AvgRF	CCRF	%Dev			
29		cis-1,2-Dichloroethene		NA				
30		2,2-Dichloropropane		NA				
31		Bromochloromethane		NA				
32		Cyclohexane		NA				
33	C	Chloroform		NA				
34		Ethyl acetate		NA				
			Amount	**Calc.**	**%Drift**			
35		Tetrahydrofuran		NA				
			AvgRF	**CCRF**	**%Dev**			
36	S	Dibromofluoromethane	0.259	0.264	-1.9	103	0.00	9.93
37		Carbon Tetrachloride		NA				
38		1,1,1-Trichloroethane		NA				
39		2-Butanone		NA				
40		1,1-Dichloropropene		NA				
41		tert-Butyl Formate		NA				
42		Propionitrile		NA				
43		Methacrylonitrile		NA				
44		Benzene		NA				
45		TAME		NA				
46	S	1,2-Dichloroethane-d4	0.277	0.291	-5.1	105	0.00	10.61
47		1,2-Dichloroethane		NA				
48		Trichloroethene		NA				
49		Methylcyclohexane		NA				
50		Dibromomethane		NA				
51	C	1,2-Dichloropropane		NA				
52		Ethyl Acrylate		NA				
53		Bromodichloromethane		NA				
54		Methyl methacrylate		NA				
55		2-Chloroethyl vinyl ether		NA				
56		cis-1,3-Dichloropropene		NA				
57	I	Chlorobenzene-d5	1.000	1.000	0.0	103	0.00	13.79
58	S	Toluene-d8	1.330	1.325	0.4	102	0.00	12.51
59	S	a,a,a-Trifluorotoluene		NA				
60	C	Toluene		NA				
			Amount	**Calc.**	**%Drift**			
61		2-Nitropropane		NA				
			AvgRF	**CCRF**	**%Dev**			
62		4-Methyl-2-pentanone		NA				
63		trans-1,3-Dichloropropene		NA				
64		Tetrachloroethene		NA				
65		Ethyl methacrylate		NA				
66		1,1,2-Trichloroethane		NA				
			Amount	**Calc.**	**%Drift**			
67		Dibromochloromethane		NA				
			AvgRF	**CCRF**	**%Dev**			
68		1,3-Dichloropropane		NA				
69		1,2-Dibromoethane		NA				
70		2-hexanone		NA				
71		1-Chlorohexane		NA				
72	C	Ethylbenzene		NA				
73	P	Chlorobenzene		NA				

Initial Calibration Verification

Job Number: FA60039
Account: TTNASA Tetra Tech NUS
Project: NASA-LC 34

Sample: V1A552-ICV552
Lab FileID: 1A14487.D

74		1,1,1,2-Tetrachloroethane		----------NA----------					
75		m,p-Xylene		----------NA----------					
76		o-Xylene		----------NA----------					
77		Styrene		----------NA----------					
		----------	Amount	Calc.	%Drift	----------			
78	P	Bromoform		----------NA----------					
		----------	AvgRF	CCRF	%Dev	----------			
79		Isopropylbenzene		----------NA----------					
80	I	1,4-Dichlorobenzene-d4	1.000	1.000	0.0	103	0.00	15.46	
81	S	4-Bromofluorobenzene	0.812	0.808	0.5	103	0.00	14.68	
		----------	Amount	Calc.	%Drift	----------			
82		cis-1,4-Dichloro-2-butene		----------NA----------					
		----------	AvgRF	CCRF	%Dev	----------			
83		n-Propylbenzene		----------NA----------					
84		Bromobenzene		----------NA----------					
85	P	1,1,2,2-Tetrachloroethane		----------NA----------					
86		1,3,5-Trimethylbenzene		----------NA----------					
87		2-Chlorotoluene		----------NA----------					
		----------	Amount	Calc.	%Drift	----------			
88		trans-1,4-Dichloro-2-Bute		----------NA----------					
		----------	AvgRF	CCRF	%Dev	----------			
89		1,2,3-Trichloropropane		----------NA----------					
90		Cyclohexanone		----------NA----------					
91		4-Chlorotoluene		----------NA----------					
92		tert-Butylbenzene		----------NA----------					
93		1,2,4-Trimethylbenzene		----------NA----------					
		----------	Amount	Calc.	%Drift	----------			
94		Pentachloroethane		----------NA----------					
		----------	AvgRF	CCRF	%Dev	----------			
95		sec-Butylbenzene		----------NA----------					
96		4-Isopropyltoluene		----------NA----------					
97		1,3-Dichlorobenzene		----------NA----------					
98		1,4-Dichlorobenzene		----------NA----------					
99		n-Butylbenzene		----------NA----------					
		----------	Amount	Calc.	%Drift	----------			
100		Benzyl Chloride		----------NA----------					
		----------	AvgRF	CCRF	%Dev	----------			
101		1,2-Dichlorobenzene		----------NA----------					
		----------	Amount	Calc.	%Drift	----------			
102		1,2-Dibromo-3-Chloropropa		----------NA----------					
		----------	AvgRF	CCRF	%Dev	----------			
103		Hexachlorobutadiene		----------NA----------					
104		1,2,4-Trichlorobenzene		----------NA----------					
105		Naphthalene		----------NA----------					
106		1,2,3-Trichlorobenzene		----------NA----------					
107	I	Tert Butyl Alcohol-d10	1.000	1.000	0.0	105	-0.01	7.31	

Initial Calibration Verification

Job Number: FA60039
Account: TTNASA Tetra Tech NUS
Project: NASA-LC 34

Sample: V1A552-ICV552
Lab FileID: 1A14487.D

108	Ethanol	----------NA----------	
109	Acrolein	----------NA----------	
110	Tert butyl alcohol	----------NA----------	
111	Isobutyl alcohol	----------NA----------	
112	Tert Amyl Alcohol	----------NA----------	
113	1,4-Dioxane	----------NA----------	
114	3,3-dimethyl-1-butanol	----------NA----------	

(#) = Out of Range SPCC's out = 4 CCC's out = 6
1A14481.D 2018-12-13APP91A.m Fri Dec 14 08:46:53 2018

Continuing Calibration Summary

Job Number: FA60039
Account: TTNASA Tetra Tech NUS
Project: NASA-LC 34

Sample: V1A560-CC552
Lab FileID: 1A14691.D

Evaluate Continuing Calibration Report

Data File : C:\msdchem\1\data\BO...1-18\v1a560\1A14691.D Vial: 4
Acq On : 19 Dec 2018 7:59 am Operator: stutip
Sample : cc552-5 Inst : MSVOA17
Misc : MS42155,V1A560,,,,, Multiplr: 1.00
MS Integration Params: rteint.p

Method : C:\msdchem\1\met...18-12-13APP91A.m (RTE Integrator)
Title : SW-846 Method 5035A/8260B
Last Update : Mon Dec 17 15:07:57 2018
Response via : Multiple Level Calibration

Min. RRF : 0.000 Min. Rel. Area : 50% Max. R.T. Dev 0.50min
Max. RRF Dev : 20% Max. Rel. Area : 200%

		Compound	AvgRF	CCRF	%Dev	Area%	Dev(min)	R.T.
1	I	Fluorobenzene	1.000	1.000	0.0	97	0.00	10.95
2		Dichlorodifluoromethane	0.321	0.340	-5.9	100	0.00	3.07
3	P	Chloromethane	0.414	0.399	3.6	91	0.00	3.45
4		1,3-Butadiene	0.300	0.355	-18.3	120	0.00	3.64
5	C	Vinyl Chloride	0.309	0.302	2.3	90	0.00	3.60
6		Bromomethane	0.118	0.062	47.5#	49#	-0.01	4.20
		----------	True	Calc.	% Drift	----------		
7		Chloroethane	40.000	40.285	-0.7	98	0.00	4.43
		----------	AvgRF	CCRF	% Dev	----------		
8		Trichlorofluoromethane	0.452	0.470	-4.0	103	0.00	4.68
9		Ethyl Ether	0.267	0.282	-5.6	98	0.00	5.33
10		1,2-Dichlorotrifluoroetha	0.297	0.312	-5.1	99	0.00	5.67
11	C	1,1-Dichloroethene	0.418	0.452	-8.1	101	0.00	5.65
12		Freon 113	0.263	0.291	-10.6	104	0.00	5.75
13		Carbon Disulfide	0.711	0.722	-1.5	99	0.00	5.71
		----------	True	Calc.	% Drift	----------		
14		Iodomethane	40.000	27.154	32.1#	61	0.00	5.92
		----------	AvgRF	CCRF	% Dev	----------		
15		Allyl chloride	0.451	0.512	-13.5	105	0.00	6.54
		----------	True	Calc.	% Drift	----------		
16		Methylene Chloride	40.000	41.376	-3.4	100	0.00	6.74
		----------	AvgRF	CCRF	% Dev	----------		
17		Acetone	0.148	0.154	-4.1	98	0.00	6.82
18		Methyl acetate	0.347	0.385	-11.0	102	0.00	7.07
19		trans-1,2-Dichloroethene	0.412	0.429	-4.1	97	0.00	7.06
20		Hexane	0.280	0.294	-5.0	101	0.00	7.23
21		Methyl Tert Butyl Ether	0.865	0.877	-1.4	96	0.00	7.27
22		Acetonitrile	0.071	0.078	-9.9	105	0.00	7.66
23		Di-isopropyl ether	1.126	1.199	-6.5	100	0.00	8.00
24		Chloroprene	0.425	0.423	0.5	93	0.00	8.18
25	P	1,1-Dichloroethane	0.496	0.512	-3.2	97	0.00	8.21
26		Acrylonitrile	0.177	0.193	-9.0	98	0.00	8.27
27		ETBE	1.021	1.057	-3.5	97	0.00	8.71
28		Vinyl acetate	0.764	0.882	-15.4	102	0.00	8.70
29		cis-1,2-Dichloroethene	0.300	0.308	-2.7	96	0.00	9.23
30		2,2-Dichloropropane	0.400	0.419	-4.7	97	0.00	9.40

Continuing Calibration Summary

Job Number: FA60039
Account: TTNASA Tetra Tech NUS
Project: NASA-LC 34
Sample: V1A560-CC552
Lab FileID: 1A14691.D

31		Bromochloromethane	0.149	0.151	-1.3	95	0.00	9.55
32		Cyclohexane	0.581	0.612	-5.3	100	0.00	9.58
33	C	Chloroform	0.484	0.500	-3.3	97	0.00	9.67
34		Ethyl acetate	0.473	0.517	-9.3	102	0.00	9.84
		----------	True	Calc.	% Drift	----------		
35		Tetrahydrofuran	40.000	41.155	-2.9	101	0.00	9.90
		----------	AvgRF	CCRF	% Dev	----------		
36	S	Dibromofluoromethane	0.259	0.272	-5.0	102	0.00	9.93
37		Carbon Tetrachloride	0.345	0.382	-10.7	102	0.00	9.88
38		1,1,1-Trichloroethane	0.461	0.494	-7.2	100	0.00	9.96
39		2-Butanone	0.248	0.263	-6.0	97	0.00	10.08
40		1,1-Dichloropropene	0.373	0.387	-3.8	97	0.00	10.14
41		tert-Butyl Formate	0.282	0.292	-3.5	95	0.00	10.27
42		Propionitrile	0.080	0.084	-5.0	101	0.00	10.45
43		Methacrylonitrile	0.276	0.293	-6.2	104	0.00	10.48
44		Benzene	1.041	1.028	1.2	94	0.00	10.46
45		TAME	0.830	0.814	1.9	94	0.00	10.60
46	S	1,2-Dichloroethane-d4	0.277	0.284	-2.5	101	0.00	10.61
47		1,2-Dichloroethane	0.414	0.428	-3.4	98	0.00	10.69
48		Trichloroethene	0.304	0.312	-2.6	98	0.00	11.15
49		Methylcyclohexane	0.443	0.454	-2.5	98	0.00	11.15
50		Dibromomethane	0.180	0.186	-3.3	96	0.00	11.59
51	C	1,2-Dichloropropane	0.292	0.298	-2.1	94	0.00	11.68
52		Ethyl Acrylate	0.027	0.028	-3.7	98	0.00	11.88
53		Bromodichloromethane	0.322	0.344	-6.8	97	0.00	11.75
54		Methyl methacrylate	0.370	0.398	-7.6	100	0.00	11.88
55		2-Chloroethyl vinyl ether	0.181	0.175	3.3	91	0.00	12.27
56		cis-1,3-Dichloropropene	0.449	0.458	-2.0	94	0.00	12.34
57	I	Chlorobenzene-d5	1.000	1.000	0.0	103	0.00	13.79
58	S	Toluene-d8	1.330	1.301	2.2	99	0.00	12.51
59	S	a,a,a-Trifluorotoluene	0.009	0.001	88.9#	88	0.00	11.84
60	C	Toluene	1.573	1.505	4.3	95	0.00	12.56
		----------	True	Calc.	% Drift	----------		
61		2-Nitropropane	200.000	192.474	3.8	97	0.00	12.74
		----------	AvgRF	CCRF	% Dev	----------		
62		4-Methyl-2-pentanone	0.659	0.636	3.5	99	0.00	12.85
63		trans-1,3-Dichloropropene	0.520	0.516	0.8	95	0.00	12.90
64		Tetrachloroethene	0.443	0.441	0.5	98	0.00	12.91
65		Ethyl methacrylate	0.552	0.555	-0.5	95	0.00	13.01
66		1,1,2-Trichloroethane	0.296	0.286	3.4	95	0.00	13.04
		----------	True	Calc.	% Drift	----------		
67		Dibromochloromethane	40.000	39.337	1.7	99	0.00	13.21
		----------	AvgRF	CCRF	% Dev	----------		
68		1,3-Dichloropropane	0.609	0.586	3.8	95	0.00	13.27
69		1,2-Dibromoethane	0.402	0.402	0.0	97	0.00	13.41
70		2-hexanone	0.613	0.628	-2.4	100	0.00	13.52
71		1-Chlorohexane	0.490	0.480	2.0	94	0.00	13.76
72	C	Ethylbenzene	1.726	1.653	4.2	96	0.00	13.80
73	P	Chlorobenzene	1.047	1.009	3.6	96	0.00	13.80
74		1,1,1,2-Tetrachloroethane	0.355	0.367	-3.4	98	0.00	13.85
75		m,p-Xylene	1.368	1.323	3.3	96	0.00	13.91
76		o-Xylene	1.406	1.369	2.6	96	0.00	14.23
77		Styrene	1.119	1.086	2.9	95	0.00	14.27

Continuing Calibration Summary

Job Number: FA60039
Account: TTNASA Tetra Tech NUS
Project: NASA-LC 34

Sample: V1A560-CC552
Lab FileID: 1A14691.D

			True	Calc.	% Drift			
78	P	Bromoform	40.000	39.140	2.1	98	0.00	14.32
			AvgRF	CCRF	% Dev			
79		Isopropylbenzene	1.645	1.619	1.6	97	0.00	14.45
80	I	1,4-Dichlorobenzene-d4	1.000	1.000	0.0	106	0.00	15.46
81	S	4-Bromofluorobenzene	0.812	0.795	2.1	105	0.00	14.68
			True	Calc.	% Drift			
82		cis-1,4-Dichloro-2-butene	40.000	28.210	29.5#	71	0.00	14.69
			AvgRF	CCRF	% Dev			
83		n-Propylbenzene	3.637	3.393	6.7	96	0.00	14.74
84		Bromobenzene	0.858	0.804	6.3	98	0.00	14.77
85	P	1,1,2,2-Tetrachloroethane	1.006	0.926	8.0	96	0.00	14.79
86		1,3,5-Trimethylbenzene	2.616	2.460	6.0	97	0.00	14.87
87		2-Chlorotoluene	2.489	2.297	7.7	96	0.00	14.88
			True	Calc.	% Drift			
88		trans-1,4-Dichloro-2-Bute	40.000	28.210	29.5#	71	0.00	14.69
			AvgRF	CCRF	% Dev			
89		1,2,3-Trichloropropane	0.356	0.334	6.2	99	0.00	14.90
90		Cyclohexanone	0.058	0.053	8.6	98	0.00	14.95
91		4-Chlorotoluene	2.338	2.171	7.1	97	0.00	14.99
92		tert-Butylbenzene	1.475	1.374	6.8	98	0.00	15.10
93		1,2,4-Trimethylbenzene	2.683	2.526	5.9	96	0.00	15.15
			True	Calc.	% Drift			
94		Pentachloroethane	40.000	38.769	3.1	102	0.00	15.15
			AvgRF	CCRF	% Dev			
95		sec-Butylbenzene	3.053	2.881	5.6	97	0.00	15.23
96		4-Isopropyltoluene	2.777	2.649	4.6	98	0.00	15.30
97		1,3-Dichlorobenzene	1.585	1.509	4.8	98	0.00	15.41
98		1,4-Dichlorobenzene	1.647	1.524	7.5	97	0.00	15.47
99		n-Butylbenzene	1.333	1.279	4.1	97	0.00	15.60
			True	Calc.	% Drift			
100		Benzyl Chloride	40.000	35.363	11.6	92	0.00	15.62
			AvgRF	CCRF	% Dev			
101		1,2-Dichlorobenzene	1.549	1.467	5.3	98	0.00	15.77
			True	Calc.	% Drift			
102		1,2-Dibromo-3-Chloropropa	40.000	36.581	8.5	95	0.00	16.30
			AvgRF	CCRF	% Dev			
103		Hexachlorobutadiene	0.377	0.373	1.1	101	0.00	16.74
104		1,2,4-Trichlorobenzene	1.003	0.956	4.7	96	0.00	16.80
105		Naphthalene	3.479	3.193	8.2	94	0.00	17.05
106		1,2,3-Trichlorobenzene	0.978	0.933	4.6	97	0.00	17.21
107	I	Tert Butyl Alcohol-d10	1.000	1.000	0.0	102	0.00	7.32
108		Ethanol	0.135	0.150	-11.1	106	0.00	5.66
109		Acrolein	1.367	1.159	15.2	78	0.00	6.28
110		Tert butyl alcohol	1.403	1.359	3.1	97	0.00	7.46
111		Isobutyl alcohol	0.341	0.366	-7.3	103	0.00	10.71

Continuing Calibration Summary

Job Number: FA60039
Account: TTNASA Tetra Tech NUS
Project: NASA-LC 34

Sample: V1A560-CC552
Lab FileID: 1A14691.D

112	Tert Amyl Alcohol	1.118	1.077	3.7	95	0.00	10.82
113	1,4-Dioxane	0.113	0.115	-1.8	96	0.00	11.93
114	3,3-dimethyl-1-butanol	1.237	1.246	-0.7	98	0.00	13.50

(#) = Out of Range SPCC's out = 0 CCC's out = 0
1A14482.D 2018-12-13APP91A.m Thu Dec 20 20:19:58 2018

Continuing Calibration Summary

Job Number: FA60039
Account: TTNASA Tetra Tech NUS
Project: NASA-LC 34

Sample: V1A560-ECC552
Lab FileID: 1A14716.D

Evaluate Continuing Calibration Report

Data File : C:\msdchem\1\data\BO...1-18\v1a560\1A14716.D Vial: 24
Acq On : 19 Dec 2018 7:38 pm Operator: stutip
Sample : ECC552-5 Inst : MSVOA17
Misc : MS42166,V1A560,,,,, Multiplr: 1.00
MS Integration Params: rteint.p

Method : C:\msdchem\1\met...18-12-13APP91A.m (RTE Integrator)
Title : SW-846 Method 5035A/8260B
Last Update : Mon Dec 17 15:07:57 2018
Response via : Multiple Level Calibration

Min. RRF : 0.000 Min. Rel. Area : 50% Max. R.T. Dev 0.50min
Max. RRF Dev : 50% Max. Rel. Area : 200%

		Compound	AvgRF	CCRF	%Dev	Area%	Dev(min)	R.T.
1	I	Fluorobenzene	1.000	1.000	0.0	91	0.00	10.95
2		Dichlorodifluoromethane	0.321	0.328	-2.2	91	0.00	3.07
3	P	Chloromethane	0.414	0.380	8.2	81	0.00	3.45
4		1,3-Butadiene	0.300	0.360	-20.0	114	0.00	3.64
5	C	Vinyl Chloride	0.309	0.277	10.4	78	0.00	3.59
6		Bromomethane	0.118	0.088	25.4	65	0.00	4.20
		----------	True	Calc.	% Drift	----------		
7		Chloroethane	40.000	36.286	9.3	83	0.00	4.43
		----------	AvgRF	CCRF	% Dev	----------		
8		Trichlorofluoromethane	0.452	0.446	1.3	92	0.00	4.68
9		Ethyl Ether	0.267	0.293	-9.7	96	0.00	5.33
10		1,2-Dichlorotrifluoroetha	0.297	0.327	-10.1	98	0.00	5.67
11	C	1,1-Dichloroethene	0.418	0.469	-12.2	98	0.00	5.65
12		Freon 113	0.263	0.307	-16.7	103	0.00	5.75
13		Carbon Disulfide	0.711	0.742	-4.4	95	0.00	5.70
		----------	True	Calc.	% Drift	----------		
14		Iodomethane	40.000	23.962	40.1	50	0.00	5.92
		----------	AvgRF	CCRF	% Dev	----------		
15		Allyl chloride	0.451	0.533	-18.2	103	0.00	6.54
		----------	True	Calc.	% Drift	----------		
16		Methylene Chloride	40.000	43.176	-7.9	98	0.00	6.73
		----------	AvgRF	CCRF	% Dev	----------		
17		Acetone	0.148	0.166	-12.2	100	0.00	6.82
18		Methyl acetate	0.347	0.412	-18.7	102	0.00	7.07
19		trans-1,2-Dichloroethene	0.412	0.446	-8.3	95	0.00	7.05
20		Hexane	0.280	0.298	-6.4	96	0.00	7.22
21		Methyl Tert Butyl Ether	0.865	0.912	-5.4	94	0.00	7.27
22		Acetonitrile	0.071	0.085	-19.7	106	0.00	7.66
23		Di-isopropyl ether	1.126	1.245	-10.6	97	0.00	8.00
24		Chloroprene	0.425	0.453	-6.6	93	0.00	8.17
25	P	1,1-Dichloroethane	0.496	0.529	-6.7	94	0.00	8.21
26		Acrylonitrile	0.177	0.201	-13.6	96	0.00	8.27
27		ETBE	1.021	1.100	-7.7	95	0.00	8.71
28		Vinyl acetate	0.764	0.898	-17.5	98	0.00	8.70
29		cis-1,2-Dichloroethene	0.300	0.320	-6.7	93	0.00	9.23
30		2,2-Dichloropropane	0.400	0.388	3.0	84	0.00	9.40

Continuing Calibration Summary

Job Number: FA60039
Account: TTNASA Tetra Tech NUS
Project: NASA-LC 34
Sample: V1A560-ECC552
Lab FileID: 1A14716.D

31		Bromochloromethane	0.149	0.161	-8.1	95	0.00	9.55
32		Cyclohexane	0.581	0.639	-10.0	98	0.00	9.58
33	C	Chloroform	0.484	0.513	-6.0	94	0.00	9.67
34		Ethyl acetate	0.473	0.540	-14.2	100	0.00	9.83
		----------	True	Calc.	% Drift	----------		
35		Tetrahydrofuran	40.000	43.821	-9.6	101	0.00	9.90
		----------	AvgRF	CCRF	% Dev	----------		
36	S	Dibromofluoromethane	0.259	0.266	-2.7	93	0.00	9.93
37		Carbon Tetrachloride	0.345	0.398	-15.4	100	0.00	9.88
38		1,1,1-Trichloroethane	0.461	0.515	-11.7	98	0.00	9.96
39		2-Butanone	0.248	0.283	-14.1	98	0.00	10.07
40		1,1-Dichloropropene	0.373	0.401	-7.5	94	0.00	10.13
41		tert-Butyl Formate	0.282	0.330	-17.0	101	0.00	10.27
42		Propionitrile	0.080	0.091	-13.7	102	0.00	10.44
43		Methacrylonitrile	0.276	0.315	-14.1	105	0.00	10.48
44		Benzene	1.041	1.055	-1.3	91	0.00	10.45
45		TAME	0.830	0.853	-2.8	92	0.00	10.60
46	S	1,2-Dichloroethane-d4	0.277	0.278	-0.4	93	0.00	10.61
47		1,2-Dichloroethane	0.414	0.449	-8.5	97	0.00	10.69
48		Trichloroethene	0.304	0.323	-6.3	95	0.00	11.15
49		Methylcyclohexane	0.443	0.470	-6.1	95	0.00	11.15
50		Dibromomethane	0.180	0.193	-7.2	93	0.00	11.59
51	C	1,2-Dichloropropane	0.292	0.309	-5.8	92	0.00	11.68
52		Ethyl Acrylate	0.027	0.029	-7.4	97	0.00	11.88
53		Bromodichloromethane	0.322	0.352	-9.3	93	0.00	11.75
54		Methyl methacrylate	0.370	0.425	-14.9	100	0.00	11.88
55		2-Chloroethyl vinyl ether	0.181	0.213	-17.7	104	0.00	12.27
56		cis-1,3-Dichloropropene	0.449	0.465	-3.6	90	0.00	12.34
57	I	Chlorobenzene-d5	1.000	1.000	0.0	96	0.00	13.79
58	S	Toluene-d8	1.330	1.317	1.0	94	0.00	12.51
59	S	a,a,a-Trifluorotoluene	0.009	0.001	88.9#	77	0.01	11.85
60	C	Toluene	1.573	1.559	0.9	92	0.00	12.56
		----------	True	Calc.	% Drift	----------		
61		2-Nitropropane	200.000	206.365	-3.2	98	0.00	12.73
		----------	AvgRF	CCRF	% Dev	----------		
62		4-Methyl-2-pentanone	0.659	0.696	-5.6	100	0.00	12.85
63		trans-1,3-Dichloropropene	0.520	0.534	-2.7	91	0.00	12.90
64		Tetrachloroethene	0.443	0.484	-9.3	100	0.00	12.91
65		Ethyl methacrylate	0.552	0.591	-7.1	94	0.00	13.01
66		1,1,2-Trichloroethane	0.296	0.303	-2.4	94	0.00	13.04
		----------	True	Calc.	% Drift	----------		
67		Dibromochloromethane	40.000	40.030	-0.1	94	0.00	13.21
		----------	AvgRF	CCRF	% Dev	----------		
68		1,3-Dichloropropane	0.609	0.619	-1.6	94	0.00	13.27
69		1,2-Dibromoethane	0.402	0.421	-4.7	95	0.00	13.40
70		2-hexanone	0.613	0.701	-14.4	104	0.00	13.52
71		1-Chlorohexane	0.490	0.507	-3.5	93	0.00	13.76
72	C	Ethylbenzene	1.726	1.731	-0.3	94	0.00	13.80
73	P	Chlorobenzene	1.047	1.050	-0.3	93	0.00	13.80
74		1,1,1,2-Tetrachloroethane	0.355	0.385	-8.5	96	0.00	13.85
75		m,p-Xylene	1.368	1.381	-1.0	93	0.00	13.91
76		o-Xylene	1.406	1.430	-1.7	93	0.00	14.23
77		Styrene	1.119	1.128	-0.8	92	0.00	14.27

Continuing Calibration Summary

Job Number: FA60039
Account: TTNASA Tetra Tech NUS
Project: NASA-LC 34

Sample: V1A560-ECC552
Lab FileID: 1A14716.D

			True	Calc.	% Drift			
78	P	Bromoform	40.000	39.515	1.2	92	0.00	14.32
			AvgRF	CCRF	% Dev			
79		Isopropylbenzene	1.645	1.699	-3.3	94	0.00	14.45
80	I	1,4-Dichlorobenzene-d4	1.000	1.000	0.0	96	0.00	15.46
81	S	4-Bromofluorobenzene	0.812	0.808	0.5	96	0.00	14.68
			True	Calc.	% Drift			
82		cis-1,4-Dichloro-2-butene	40.000	32.099	19.8	74	0.00	14.69
			AvgRF	CCRF	% Dev			
83		n-Propylbenzene	3.637	3.645	-0.2	93	0.00	14.74
84		Bromobenzene	0.858	0.863	-0.6	95	0.00	14.77
85	P	1,1,2,2-Tetrachloroethane	1.006	1.014	-0.8	95	0.00	14.79
86		1,3,5-Trimethylbenzene	2.616	2.634	-0.7	94	0.00	14.86
87		2-Chlorotoluene	2.489	2.483	0.2	94	0.00	14.88
			True	Calc.	% Drift			
88		trans-1,4-Dichloro-2-Bute	40.000	32.099	19.8	74	0.00	14.69
			AvgRF	CCRF	% Dev			
89		1,2,3-Trichloropropane	0.356	0.372	-4.5	99	0.00	14.90
90		Cyclohexanone	0.058	0.060	-3.4	102	0.00	14.95
91		4-Chlorotoluene	2.338	2.300	1.6	93	0.00	14.99
92		tert-Butylbenzene	1.475	1.489	-0.9	96	0.00	15.10
93		1,2,4-Trimethylbenzene	2.683	2.724	-1.5	94	0.00	15.15
			True	Calc.	% Drift			
94		Pentachloroethane	40.000	38.918	2.7	92	0.00	15.15
			AvgRF	CCRF	% Dev			
95		sec-Butylbenzene	3.053	3.122	-2.3	95	0.00	15.23
96		4-Isopropyltoluene	2.777	2.840	-2.3	95	0.00	15.30
97		1,3-Dichlorobenzene	1.585	1.620	-2.2	95	0.00	15.41
98		1,4-Dichlorobenzene	1.647	1.632	0.9	94	0.00	15.47
99		n-Butylbenzene	1.333	1.330	0.2	91	0.00	15.60
			True	Calc.	% Drift			
100		Benzyl Chloride	40.000	32.372	19.1	76	0.00	15.62
			AvgRF	CCRF	% Dev			
101		1,2-Dichlorobenzene	1.549	1.583	-2.2	95	0.00	15.77
			True	Calc.	% Drift			
102		1,2-Dibromo-3-Chloropropa	40.000	39.334	1.7	93	0.00	16.30
			AvgRF	CCRF	% Dev			
103		Hexachlorobutadiene	0.377	0.393	-4.2	97	0.00	16.74
104		1,2,4-Trichlorobenzene	1.003	1.020	-1.7	93	0.00	16.80
105		Naphthalene	3.479	3.489	-0.3	93	0.00	17.05
106		1,2,3-Trichlorobenzene	0.978	1.000	-2.2	94	0.00	17.21
107	I	Tert Butyl Alcohol-d10	1.000	1.000	0.0	94	0.00	7.33
108		Ethanol	0.135	0.164	-21.5	107	0.01	5.67
109		Acrolein	1.367	1.622	-18.7	101	0.00	6.27
110		Tert butyl alcohol	1.403	1.484	-5.8	98	0.00	7.46
111		Isobutyl alcohol	0.341	0.404	-18.5	105	0.00	10.71

Continuing Calibration Summary

Job Number: FA60039
Account: TTNASA Tetra Tech NUS
Project: NASA-LC 34

Sample: V1A560-ECC552
Lab FileID: 1A14716.D

112	Tert Amyl Alcohol	1.118	1.197	-7.1	97	0.00	10.82
113	1,4-Dioxane	0.113	0.126	-11.5	97	0.00	11.93
114	3,3-dimethyl-1-butanol	1.237	1.504	-21.6	109	0.00	13.50

(#) = Out of Range SPCC's out = 0 CCC's out = 0
1A14482.D 2018-12-13APP91A.m Thu Dec 20 20:50:07 2018

Initial Calibration Summary

Job Number: FA60039
Account: TTNASA Tetra Tech NUS
Project: NASA-LC 34

Sample: V3C121-ICC0121
Lab FileID: 3C3155.D

Response Factor Report MSVOA19

Method : C:\msdchem\1\met...2-14APP9-3C_AQ.m (RTE Integrator)
Title : SW-846 Method 5035A/8260B
Last Update : Mon Dec 17 15:54:58 2018
Response via : Initial Calibration

Calibration Files
1 =3C3151.D 2 =3C3152.D 3 =3C3153.D 4 =3C3154.D
5 =3C3155.D 6 =3C3156.D 7 =3C3157.D

Compound	1	2	3	4	5	6	7	Avg	%RSD
1) I Fluorobenzene	----------ISTD----------								
2) Dichlorodifluorom	0.252	0.300	0.295	0.313	0.308	0.311	0.284	0.295	7.19
3)P Chloromethane	0.447	0.457	0.440	0.460	0.455	0.448	0.421	0.447	2.97
4)C Vinyl Chloride	0.288	0.349	0.338	0.366	0.365	0.373	0.352	0.347	8.27
5) Bromomethane	0.181	0.171	0.167	0.167	0.168	0.172	0.169	0.171	2.78
6) Chloroethane	0.156	0.195	0.188	0.153	0.135	0.126	0.121	0.153	18.98
---- Linear regr., Force(0,0) ---- Coefficient = 0.9957									
Response Ratio = 0.00000 + 0.12529 *A									
7) Trichlorofluorome	0.347	0.397	0.394	0.415	0.405	0.386	0.283	0.375	12.29
8) Ethyl Ether	0.222	0.256	0.259	0.263	0.270	0.276	0.264	0.259	6.72
9) 1,2-Dichlorotrifl	0.251	0.301	0.297	0.312	0.306	0.315	0.300	0.297	7.15
10)C 1,1-Dichloroethen	0.321	0.375	0.373	0.406	0.403	0.414	0.398	0.384	8.25
11) Freon 113	0.204	0.233	0.236	0.252	0.251	0.258	0.242	0.239	7.49
12) Carbon Disulfide	0.512	0.592	0.612	0.666	0.678	0.705	0.680	0.635	10.58
13) Iodomethane	0.109	0.156	0.181	0.213	0.246	0.254	0.245	0.201	27.04
---- Quadratic regr., Force(0,0) ---- Coefficient = 0.9979									
Response Ratio = 0.00000 + 0.23596 *A + 0.00612 *A^2									
14) Allyl chloride	0.324	0.398	0.415	0.451	0.463	0.476	0.460	0.427	12.50
---- Quadratic regr., Force(0,0) ---- Coefficient = 0.9995									
Response Ratio = 0.00000 + 0.46805 *A + -0.00229 *A^2									
15) Methylene Chlorid	0.645	0.456	0.423	0.408	0.407	0.408	0.391	0.448	19.87
---- Quadratic regr., Force(0,0) ---- Coefficient = 0.9998									
Response Ratio = 0.00000 + 0.42524 *A + -0.01633 *A^2									
16) Acetone	0.106	0.102	0.097	0.101	0.105	0.109	0.102	0.103	3.61
17) Methyl acetate	0.254	0.267	0.255	0.264	0.274	0.285	0.266	0.266	4.08
18) trans-1,2-Dichlor	0.332	0.367	0.371	0.391	0.397	0.402	0.388	0.378	6.42
19) Hexane	0.175	0.244	0.237	0.266	0.265	0.267	0.240	0.242	13.34
---- Quadratic regr., Force(0,0) ---- Coefficient = 0.9984									
Response Ratio = 0.00000 + 0.28808 *A + -0.02269 *A^2									
20) Methyl Tert Butyl	0.676	0.763	0.768	0.801	0.837	0.849	0.815	0.787	7.44
21) Acetonitrile	0.059	0.051	0.048	0.049	0.051	0.051	0.047	0.051	7.61
22) Di-isopropyl ethe	0.816	0.976	1.001	1.064	1.104	1.127	1.091	1.026	10.48
23) Chloroprene	0.273	0.359	0.369	0.422	0.429	0.446	0.430	0.390	15.67
---- Quadratic regr., Force(0,0) ---- Coefficient = 0.9993									
Response Ratio = 0.00000 + 0.43452 *A + -0.00044 *A^2									
24)P 1,1-Dichloroethan	0.430	0.477	0.491	0.496	0.500	0.511	0.493	0.486	5.49
25) Acrylonitrile	0.123	0.136	0.133	0.139	0.144	0.148	0.138	0.138	5.81
26) ETBE	0.749	0.900	0.937	0.986	1.020	1.039	1.005	0.948	10.57
27) Vinyl acetate	0.517	0.660	0.694	0.754	0.781	0.782	0.722	0.701	13.23
28) cis-1,2-Dichloroe	0.244	0.263	0.262	0.272	0.275	0.280	0.273	0.267	4.45

Initial Calibration Summary

Job Number: FA60039
Account: TTNASA Tetra Tech NUS
Project: NASA-LC 34

Sample: V3C121-ICC0121
Lab FileID: 3C3155.D

29)	2,2-Dichloropropa	0.305	0.363	0.369	0.399	0.407	0.420	0.407	0.381	10.39
30)	Bromochloromethan	0.114	0.125	0.126	0.127	0.128	0.126	0.119	0.124	4.08
31)	Cyclohexane	0.407	0.515	0.517	0.572	0.574	0.591	0.558	0.533	11.74
32)C	Chloroform	0.418	0.444	0.444	0.455	0.455	0.465	0.447	0.447	3.30
33)	Ethyl acetate	0.306	0.334	0.330	0.353	0.369	0.379	0.351	0.346	7.17
34)	Tetrahydrofuran	0.144	0.121	0.122	0.127	0.132	0.136	0.129	0.130	6.19
35)S	Dibromofluorometh	0.227	0.229	0.230	0.232	0.235	0.235	0.235	0.232	1.43
36)	Carbon Tetrachlor	0.223	0.299	0.308	0.338	0.341	0.356	0.343	0.315	14.43

---- Quadratic regr., Force(0,0) ---- Coefficient = 0.9993
Response Ratio = 0.00000 + 0.34720 *A + -0.00070 *A^2

37)	1,1,1-Trichloroet	0.364	0.412	0.410	0.434	0.438	0.447	0.430	0.419	6.69
38)	2-Butanone	0.152	0.163	0.160	0.170	0.178	0.185	0.172	0.169	6.66
39)	1,1-Dichloroprope	0.296	0.345	0.352	0.382	0.385	0.396	0.380	0.362	9.46
40)	tert-Butyl Format	0.147	0.178	0.185	0.216	0.244	0.262	0.261	0.213	20.95

---- Quadratic regr., Force(0,0) ---- Coefficient = 0.9986
Response Ratio = 0.00000 + 0.22773 *A + 0.00361 *A^2

41)	Propionitrile	0.050	0.054	0.051	0.053	0.055	0.056	0.052	0.053	3.95
42)	Methacrylonitrile	0.214	0.220	0.216	0.224	0.228	0.226	0.207	0.219	3.39
43)	Benzene	1.004	1.065	1.065	1.103	1.116	1.132	1.083	1.081	3.91
44)	TAME	0.654	0.753	0.767	0.804	0.837	0.862	0.836	0.788	8.98
45)S	1,2-Dichloroethan	0.288	0.291	0.286	0.285	0.292	0.288	0.292	0.289	0.91
46)	1,2-Dichloroethan	0.368	0.387	0.377	0.384	0.387	0.396	0.381	0.383	2.30
47)	Trichloroethene	0.234	0.259	0.259	0.275	0.276	0.282	0.268	0.265	5.98
48)	Methylcyclohexane	0.383	0.443	0.454	0.501	0.500	0.517	0.490	0.470	9.94
49)	Dibromomethane	0.135	0.154	0.153	0.158	0.161	0.164	0.161	0.155	6.21
50)C	1,2-Dichloropropa	0.253	0.281	0.287	0.291	0.300	0.303	0.296	0.287	5.93
51)	Bromodichlorometh	0.258	0.295	0.308	0.322	0.338	0.350	0.343	0.316	10.27
52)	Methyl methacryla	0.213	0.242	0.258	0.292	0.309	0.327	0.311	0.279	15.12

---- Quadratic regr., Force(0,0) ---- Coefficient = 0.9984
Response Ratio = 0.00000 + 0.31094 *A + 0.00207 *A^2

53)	2-Chloroethyl vin	0.146	0.176	0.164	0.163	0.156	0.146	0.137	0.155	8.57
54)	cis-1,3-Dichlorop	0.327	0.406	0.431	0.458	0.475	0.491	0.477	0.438	13.01
55) I	Chlorobenzene-d5	----------	----------	ISTD	----------	----------	----------	----------	----------	----------
56)S	Toluene-d8	1.345	1.345	1.364	1.364	1.359	1.375	1.388	1.363	1.13
57)C	Toluene	1.459	1.573	1.577	1.623	1.630	1.656	1.582	1.586	4.05
58)	2-Nitropropane	0.081	0.101	0.109	0.125	0.135	0.144	0.136	0.119	18.85

---- Quadratic regr., Force(0,0) ---- Coefficient = 0.9979
Response Ratio = 0.00000 + 0.13531 *A + 0.00026 *A^2

59)	4-Methyl-2-pentan	0.409	0.464	0.462	0.489	0.503	0.506	0.461	0.471	7.11
60)	trans-1,3-Dichlor	0.427	0.512	0.539	0.576	0.598	0.621	0.606	0.554	12.25
61)	Tetrachloroethene	0.332	0.363	0.358	0.377	0.380	0.384	0.365	0.365	4.81
62)	Ethyl methacrylat	0.350	0.450	0.489	0.530	0.550	0.575	0.553	0.500	15.75

---- Quadratic regr., Force(0,0) ---- Coefficient = 0.9991
Response Ratio = 0.00000 + 0.55470 *A + 0.00192 *A^2

63)	1,1,2-Trichloroet	0.263	0.278	0.286	0.289	0.295	0.302	0.293	0.287	4.54
64)	Dibromochlorometh	0.233	0.305	0.324	0.352	0.370	0.391	0.383	0.337	16.39

---- Quadratic regr., Force(0,0) ---- Coefficient = 0.9992
Response Ratio = 0.00000 + 0.36407 *A + 0.01108 *A^2

65)	1,3-Dichloropropa	0.553	0.620	0.616	0.630	0.652	0.670	0.650	0.627	6.04
66)	1,2-Dibromoethane	0.288	0.324	0.327	0.352	0.362	0.374	0.361	0.341	8.73
67)	2-hexanone	0.346	0.412	0.412	0.353	0.457	0.472	0.438	0.413	11.75
68)	1-Chlorohexane	0.390	0.498	0.506	0.550	0.554	0.571	0.561	0.519	12.16
69)C	Ethylbenzene	1.691	1.805	1.798	1.859	1.854	1.863	1.753	1.803	3.54

Initial Calibration Summary

Job Number: FA60039
Account: TTNASA Tetra Tech NUS
Project: NASA-LC 34

Sample: V3C121-ICC0121
Lab FileID: 3C3155.D

```
 70)P Chlorobenzene     0.918 0.981 0.986 0.999 1.006 1.017 0.976 0.983   3.27
 71)  1,1,1,2-Tetrachlo 0.267 0.308 0.318 0.344 0.352 0.364 0.359 0.330  10.53
 72)  m,p-Xylene        1.172 1.368 1.402 1.442 1.441 1.425 1.320 1.367   7.06
 73)  o-Xylene          1.160 1.345 1.399 1.459 1.480 1.498 1.438 1.397   8.35
 74)  Styrene           0.757 0.979 1.060 1.121 1.150 1.170 1.138 1.054  13.87
 75)P Bromoform         0.143 0.185 0.198 0.230 0.250 0.266 0.262 0.219  20.83
             ---- Quadratic regr., Force(0,0) ----  Coefficient =  0.9989
               Response Ratio = 0.00000 + 0.23957 *A + 0.01269 *A^2

 76)  Isopropylbenzene  1.229 1.563 1.609 1.708 1.710 1.734 1.657 1.602  10.93

 77) I   1,4-Dichlorobenzene-d ----------------ISTD--------------------
 78)S 4-Bromofluorobenz 0.784 0.779 0.779 0.778 0.782 0.792 0.777 0.781   0.67
 79)  cis-1,4-Dichloro- 0.281 0.323 0.322 0.378 0.407 0.422 0.400 0.362  14.67
             ---- Quadratic regr., Force(0,0) ----  Coefficient =  0.9984
               Response Ratio = 0.00000 + 0.40770 *A + -0.00141 *A^2

 80)  n-Propylbenzene   3.577 4.228 4.352 4.560 4.534 4.558 4.193 4.286   8.14
 81)  Bromobenzene      0.787 0.846 0.840 0.850 0.855 0.859 0.812 0.835   3.15
 82)P 1,1,2,2-Tetrachlo 0.833 0.908 0.923 0.959 0.996 1.028 0.961 0.944   6.76
 83)  1,3,5-Trimethylbe 2.292 2.781 2.904 3.046 3.057 3.113 2.921 2.873   9.75
 84)  2-Chlorotoluene   2.246 2.621 2.647 2.734 2.740 2.778 2.625 2.628   6.82
 85)  trans-1,4-Dichlor 0.281 0.317 0.327 0.353 0.382 0.398 0.372 0.347  11.82
 86)  1,2,3-Trichloropr 0.270 0.313 0.301 0.308 0.317 0.325 0.302 0.305   5.79
 87)  Cyclohexanone     0.029 0.033 0.031 0.035 0.038 0.040 0.037 0.035  11.62
             ---- Quadratic regr., Force(0,0) ----  Coefficient =  0.9974
               Response Ratio = 0.00000 + 0.03934 *A + -0.00014 *A^2

 88)  4-Chlorotoluene   2.246 2.621 2.647 2.734 2.740 2.778 2.625 2.628   6.82
 89)  tert-Butylbenzene 1.417 1.649 1.702 1.812 1.811 1.853 1.752 1.714   8.66
 90)  1,2,4-Trimethylbe 2.322 2.925 3.018 3.141 3.178 3.204 3.021 2.973  10.22
 91)  Pentachloroethane 0.304 0.407 0.425 0.462 0.480 0.491 0.466 0.434  14.89
             ---- Quadratic regr., Force(0,0) ----  Coefficient =  0.9991
               Response Ratio = 0.00000 + 0.49079 *A + -0.01015 *A^2

 92)  sec-Butylbenzene  2.789 3.513 3.556 3.820 3.843 3.903 3.627 3.579  10.60
 93)  4-Isopropyltoluen 2.164 2.826 2.936 3.179 3.201 3.277 3.096 2.954  12.94
 94)  1,3-Dichlorobenze 1.481 1.540 1.577 1.580 1.613 1.632 1.545 1.567   3.21
 95)  1,4-Dichlorobenze 1.571 1.643 1.596 1.615 1.641 1.650 1.576 1.613   2.05
 96)  n-Butylbenzene    1.165 1.484 1.584 1.748 1.785 1.851 1.766 1.626  14.74
             ---- Quadratic regr., Force(0,0) ----  Coefficient =  0.9991
               Response Ratio = 0.00000 + 1.82441 *A + -0.02102 *A^2

 97)  Benzyl Chloride   0.197 0.320 0.344 0.408 0.440 0.469 0.448 0.375  25.51
             ---- Quadratic regr., Force(0,0) ----  Coefficient =  0.9981
               Response Ratio = 0.00000 + 0.43611 *A + 0.00884 *A^2

 98)  1,2-Dichlorobenze 1.409 1.517 1.515 1.546 1.562 1.577 1.509 1.519   3.62
 99)  1,2-Dibromo-3-Chl 0.166 0.162 0.168 0.191 0.207 0.221 0.208 0.189  12.62
100)  Hexachlorobutadie 0.297 0.372 0.374 0.424 0.435 0.456 0.428 0.398  13.65
             ---- Quadratic regr., Force(0,0) ----  Coefficient =  0.9985
               Response Ratio = 0.00000 + 0.44867 *A + -0.00753 *A^2

101)  1,2,4-Trichlorobe 0.837 0.922 0.958 1.028 1.105 1.133 1.067 1.007  10.58
102)  Naphthalene       2.407 2.756 2.844 3.170 3.398 3.498 3.166 3.034  12.69
103)  1,2,3-Trichlorobe 0.830 0.904 0.910 0.996 1.065 1.083 1.000 0.970   9.51

104) I   Tert Butyl Alcohol-d1 ----------------ISTD--------------------
105)  Ethanol           0.050 0.154 0.159 0.163 0.161 0.156 0.141 0.141  28.81
             ---- Quadratic regr., Force(0,0) ----  Coefficient =  0.9994
```

Initial Calibration Summary

Job Number: FA60039
Account: TTNASA Tetra Tech NUS
Project: NASA-LC 34

Sample: V3C121-ICC0121
Lab FileID: 3C3155.D

```
               Response Ratio = 0.00000 + 0.17638 *A + -0.00429 *A^2

106)  Acrolein          1.870 2.097 2.149 2.146 2.146 2.117 1.995 2.074   5.06
107)  Tert butyl alcoho 1.440 1.443 1.434 1.390 1.409 1.433 1.339 1.413   2.66
108)  Isobutyl alcohol  0.255 0.317 0.338 0.355 0.368 0.366 0.341 0.334  11.75
109)  Tert Amyl Alcohol 0.794 0.924 0.975 1.028 1.067 1.107 1.042 0.991  10.64
110)  1,4-Dioxane       0.081 0.125 0.125 0.130 0.131 0.129 0.119 0.120  14.71
              ---- Quadratic regr., Force(0,0) ----  Coefficient =  0.9994
               Response Ratio = 0.00000 + 0.13971 *A + -0.00246 *A^2

111)  3,3-dimethyl-1-bu 0.857 1.153 1.258 1.323 1.362 1.348 1.239 1.220  14.39
              ---- Quadratic regr., Force(0,0) ----  Coefficient =  0.9991
               Response Ratio = 0.00000 + 1.44124 *A + -0.00950 *A^2

 --------------------------------------------------------------------------------
 (#) = Out of Range

           2018-12-14APP9-3C_AQ.m        Mon Dec 17 16:01:41 2018
```

Initial Calibration Verification

Job Number: FA60039
Account: TTNASA Tetra Tech NUS
Project: NASA-LC 34

Sample: V3C121-ICV0121
Lab FileID: 3C3159.D

Evaluate Continuing Calibration Report

Data File : C:\msdchem\1\data\2018-12-14\3C3159.D Vial: 59
Acq On : 14 Dec 2018 4:53 pm Operator: seanp
Sample : ICV0121-5 Inst : MSVOA19
Misc : MS42099,V3C121,,,,, Multiplr: 1.00
MS Integration Params: tiny.p

Method : C:\msdchem\1\met...2-14APP9-3C_AQ.m (RTE Integrator)
Title : SW-846 Method 5035A/8260B
Last Update : Mon Dec 17 15:54:58 2018
Response via : Multiple Level Calibration

Min. RRF : 0.000 Min. Rel. Area : 50% Max. R.T. Dev 0.50min
Max. RRF Dev : 20% Max. Rel. Area : 200%

		Compound	AvgRF	CCRF	%Dev	Area%	Dev(min)	R.T.
1	I	Fluorobenzene	1.000	1.000	0.0	100	0.00	10.46
2		Dichlorodifluoromethane	0.295	0.227	23.1#	74	0.00	3.00
3	P	Chloromethane	0.447	0.387	13.4	85	0.00	3.39
4	C	Vinyl Chloride	0.347	0.319	8.1	88	0.00	3.51
5		Bromomethane	0.171	0.163	4.7	98	0.00	4.10
			Amount	Calc.	%Drift			
6		Chloroethane	40.000	37.359	6.6	87	0.00	4.31
			AvgRF	CCRF	%Dev			
7		Trichlorofluoromethane	0.375	0.364	2.9	90	-0.01	4.54
8		Ethyl Ether	0.259	0.259	0.0	96	0.00	5.14
9		1,2-Dichlorotrifluoroetha	0.297	0.336	-13.1	110	0.00	5.47
10	C	1,1-Dichloroethene	0.384	0.433	-12.8	108	0.00	5.46
11		Freon 113	0.239	0.236	1.3	94	0.00	5.53
12		Carbon Disulfide	0.635	0.688	-8.3	102	0.00	5.49
			Amount	Calc.	%Drift			
13		Iodomethane	40.000	38.277	4.3	94	0.00	5.71
14		Allyl chloride	40.000	44.131	-10.3	111	0.00	6.30
15		Methylene Chloride	40.000	42.332	-5.8	107	0.00	6.49
			AvgRF	CCRF	%Dev			
16		Acetone	0.103	0.112	-8.7	107	0.00	6.61
17		Methyl acetate	0.266	0.293	-10.2	107	0.00	6.82
18		trans-1,2-Dichloroethene	0.378	0.411	-8.7	104	0.00	6.77
			Amount	Calc.	%Drift			
19		Hexane	40.000	36.583	8.5	94	0.00	6.91
			AvgRF	CCRF	%Dev			
20		Methyl Tert Butyl Ether	0.787	0.805	-2.3	97	0.00	6.99
21		Acetonitrile	0.051	0.051	0.0	102	0.00	7.44
22		Di-isopropyl ether	1.026	1.045	-1.9	95	0.00	7.67
			Amount	Calc.	%Drift			
23		Chloroprene	40.000	41.827	-4.6	106	0.00	7.85
			AvgRF	CCRF	%Dev			
24	P	1,1-Dichloroethane	0.486	0.540	-11.1	108	0.00	7.89
25		Acrylonitrile	0.138	0.147	-6.5	102	0.00	8.01
26		ETBE	0.948	0.917	3.3	90	0.00	8.35

Initial Calibration Verification

Job Number: FA60039
Account: TTNASA Tetra Tech NUS
Project: NASA-LC 34

Sample: V3C121-ICV0121
Lab FileID: 3C3159.D

27		Vinyl acetate	0.701	0.682	2.7	88	0.00	8.38
28		cis-1,2-Dichloroethene	0.267	0.283	-6.0	104	0.00	8.83
29		2,2-Dichloropropane	0.381	0.433	-13.6	107	0.00	9.00
30		Bromochloromethane	0.124	0.123	0.8	96	0.00	9.13
31		Cyclohexane	0.533	0.548	-2.8	96	0.00	9.13
32	C	Chloroform	0.447	0.455	-1.8	100	0.00	9.24
33		Ethyl acetate	0.346	0.375	-8.4	102	0.00	9.42
34		Tetrahydrofuran	0.130	0.131	-0.8	100	0.00	9.47
35	S	Dibromofluoromethane	0.232	0.228	1.7	98	0.00	9.49
			Amount	Calc.	%Drift			
36		Carbon Tetrachloride	40.000	39.288	1.8	100	0.00	9.42
			AvgRF	CCRF	%Dev			
37		1,1,1-Trichloroethane	0.419	0.429	-2.4	98	0.00	9.52
38		2-Butanone	0.169	0.186	-10.1	105	0.00	9.66
39		1,1-Dichloropropene	0.362	0.388	-7.2	101	0.00	9.68
			Amount	Calc.	%Drift			
40		tert-Butyl Formate	200.000	183.926	8.0	91	0.00	9.83
			AvgRF	CCRF	%Dev			
41		Propionitrile	0.053	0.058	-9.4	105	0.00	10.03
42		Methacrylonitrile	0.219	0.236	-7.8	104	0.00	10.05
43		Benzene	1.081	1.154	-6.8	104	0.00	9.99
44		TAME	0.788	0.793	-0.6	95	0.00	10.12
45	S	1,2-Dichloroethane-d4	0.289	0.285	1.4	98	0.00	10.15
46		1,2-Dichloroethane	0.383	0.396	-3.4	103	0.00	10.23
47		Trichloroethene	0.265	0.278	-4.9	101	0.00	10.64
48		Methylcyclohexane	0.470	0.495	-5.3	99	0.00	10.63
49		Dibromomethane	0.155	0.163	-5.2	102	0.00	11.07
50	C	1,2-Dichloropropane	0.287	0.308	-7.3	103	0.00	11.17
51		Bromodichloromethane	0.316	0.349	-10.4	104	0.00	11.22
			Amount	Calc.	%Drift			
52		Methyl methacrylate	40.000	42.648	-6.6	108	0.00	11.36
			AvgRF	CCRF	%Dev			
53		2-Chloroethyl vinyl ether	0.155	0.150	3.2	97	0.00	11.74
54		cis-1,3-Dichloropropene	0.438	0.478	-9.1	101	0.00	11.81
55	I	Chlorobenzene-d5	1.000	1.000	0.0	100	0.00	13.22
56	S	Toluene-d8	1.363	1.375	-0.9	101	0.00	11.97
57	C	Toluene	1.586	1.703	-7.4	104	0.00	12.01
			Amount	Calc.	%Drift			
58		2-Nitropropane	200.000	196.788	1.6	99	0.00	12.22
			AvgRF	CCRF	%Dev			
59		4-Methyl-2-pentanone	0.471	0.524	-11.3	104	0.00	12.32
60		trans-1,3-Dichloropropene	0.554	0.641	-15.7	107	0.00	12.35
61		Tetrachloroethene	0.365	0.392	-7.4	103	0.00	12.34
			Amount	Calc.	%Drift			
62		Ethyl methacrylate	40.000	41.915	-4.8	106	0.00	12.45
			AvgRF	CCRF	%Dev			
63		1,1,2-Trichloroethane	0.287	0.309	-7.7	104	0.00	12.48
			Amount	Calc.	%Drift			

Initial Calibration Verification

Job Number: FA60039
Account: TTNASA Tetra Tech NUS
Project: NASA-LC 34

Sample: V3C121-ICV0121
Lab FileID: 3C3159.D

64		Dibromochloromethane	40.000	42.263	-5.7	106	0.00	12.64
			AvgRF	CCRF	%Dev			
65		1,3-Dichloropropane	0.627	0.654	-4.3	100	0.00	12.71
66		1,2-Dibromoethane	0.341	0.374	-9.7	103	0.00	12.84
67		2-hexanone	0.413	0.475	-15.0	104	0.00	12.97
68		1-Chlorohexane	0.519	0.548	-5.6	99	0.00	13.18
69	C	Ethylbenzene	1.803	1.915	-6.2	103	0.00	13.23
70	P	Chlorobenzene	0.983	1.055	-7.3	104	0.00	13.23
71		1,1,1,2-Tetrachloroethane	0.330	0.373	-13.0	106	0.00	13.26
72		m,p-Xylene	1.367	1.502	-9.9	104	0.00	13.33
73		o-Xylene	1.397	1.525	-9.2	103	0.00	13.65
74		Styrene	1.054	1.182	-12.1	102	0.00	13.69
			Amount	Calc.	%Drift			
75	P	Bromoform	40.000	42.786	-7.0	107	0.00	13.73
			AvgRF	CCRF	%Dev			
76		Isopropylbenzene	1.602	1.842	-15.0	107	0.00	13.86
77	I	1,4-Dichlorobenzene-d4	1.000	1.000	0.0	99	0.00	14.86
78	S	4-Bromofluorobenzene	0.781	0.775	0.8	98	0.00	14.08
			Amount	Calc.	%Drift			
79		cis-1,4-Dichloro-2-butene	40.000	43.089	-7.7	107	0.00	14.11
			AvgRF	CCRF	%Dev			
80		n-Propylbenzene	4.286	4.673	-9.0	102	0.00	14.15
81		Bromobenzene	0.835	0.896	-7.3	104	0.00	14.17
82	P	1,1,2,2-Tetrachloroethane	0.944	1.089	-15.4	109	0.00	14.20
83		1,3,5-Trimethylbenzene	2.873	3.187	-10.9	103	0.00	14.26
84		2-Chlorotoluene	2.628	2.912	-10.8	105	0.00	14.40
85		trans-1,4-Dichloro-2-Bute	0.347	0.374	-7.8	97	0.00	14.32
86		1,2,3-Trichloropropane	0.305	0.332	-8.9	104	0.00	14.31
			Amount	Calc.	%Drift			
87		Cyclohexanone	200.000	364.857	-82.4#	181	0.00	14.37
			AvgRF	CCRF	%Dev			
88		4-Chlorotoluene	2.628	2.912	-10.8	105	0.00	14.40
89		tert-Butylbenzene	1.714	1.862	-8.6	102	0.00	14.50
90		1,2,4-Trimethylbenzene	2.973	3.187	-7.2	100	0.00	14.55
			Amount	Calc.	%Drift			
91		Pentachloroethane	40.000	41.969	-4.9	105	0.00	14.55
			AvgRF	CCRF	%Dev			
92		sec-Butylbenzene	3.579	3.998	-11.7	103	0.00	14.62
93		4-Isopropyltoluene	2.954	3.359	-13.7	104	0.00	14.70
94		1,3-Dichlorobenzene	1.567	1.717	-9.6	106	0.00	14.81
95		1,4-Dichlorobenzene	1.613	1.721	-6.7	104	0.00	14.86
			Amount	Calc.	%Drift			
96		n-Butylbenzene	40.000	41.786	-4.5	105	0.00	14.99
97		Benzyl Chloride	40.000	40.778	-1.9	102	0.00	15.02
			AvgRF	CCRF	%Dev			
98		1,2-Dichlorobenzene	1.519	1.626	-7.0	103	0.00	15.16
99		1,2-Dibromo-3-Chloropropa	0.189	0.222	-17.5	107	0.00	15.69

Initial Calibration Verification

Job Number: FA60039
Account: TTNASA Tetra Tech NUS
Project: NASA-LC 34

Sample: V3C121-ICV0121
Lab FileID: 3C3159.D

		Amount	Calc.	%Drift			
100	Hexachlorobutadiene	40.000	41.433	-3.6	105	0.00	16.11

		AvgRF	CCRF	%Dev			
101	1,2,4-Trichlorobenzene	1.007	1.155	-14.7	104	0.00	16.17
102	Naphthalene	3.034	3.577	-17.9	104	0.00	16.42
103	1,2,3-Trichlorobenzene	0.970	1.113	-14.7	104	0.00	16.57
104 I	Tert Butyl Alcohol-d10	1.000	1.000	0.0	104	0.00	7.06

		Amount	Calc.	%Drift			
105	Ethanol	800.000	796.335	0.5	104	0.01	5.46

		AvgRF	CCRF	%Dev			
106	Acrolein	2.074	1.956	5.7	95	0.00	6.07
107	Tert butyl alcohol	1.413	1.441	-2.0	106	0.00	7.19
108	Isobutyl alcohol	0.334	0.376	-12.6	106	0.00	10.24
109	Tert Amyl Alcohol	0.991	1.096	-10.6	107	0.00	10.35

		Amount	Calc.	%Drift			
110	1,4-Dioxane	800.000	798.061	0.2	104	0.00	11.42
111	3,3-dimethyl-1-butanol	2000.000	1945.438	2.7	102	0.00	12.94

(#) = Out of Range SPCC's out = 0 CCC's out = 0
3C3155.D 2018-12-14APP9-3C_AQ.m Mon Dec 17 16:01:25 2018

Continuing Calibration Summary

Job Number: FA60039
Account: TTNASA Tetra Tech NUS
Project: NASA-LC 34

Sample: V3C122-CC0121
Lab FileID: 3C3186.D

Evaluate Continuing Calibration Report

Data File : C:\msdchem\1\data\2018-12-17\3C3186.D Vial: 52
Acq On : 17 Dec 2018 3:26 pm Operator: seanp
Sample : CC0121-5 Inst : MSVOA19
Misc : MS42127,V3C122,,,,, Multiplr: 1.00
MS Integration Params: tiny.p

Method : C:\msdchem\1\met...2-14APP9-3C_AQ.m (RTE Integrator)
Title : SW-846 Method 5035A/8260B
Last Update : Mon Dec 17 15:54:58 2018
Response via : Multiple Level Calibration

Min. RRF : 0.000 Min. Rel. Area : 50% Max. R.T. Dev 0.50min
Max. RRF Dev : 20% Max. Rel. Area : 200%

		Compound	AvgRF	CCRF	%Dev	Area%	Dev(min)	R.T.
1	I	Fluorobenzene	1.000	1.000	0.0	89	0.00	10.46
2		Dichlorodifluoromethane	0.295	0.293	0.7	84	0.00	3.00
3	P	Chloromethane	0.447	0.423	5.4	82	0.00	3.38
4	C	Vinyl Chloride	0.347	0.353	-1.7	86	0.00	3.51
5		Bromomethane	0.171	0.105	38.6#	56	0.00	4.09
			Amount	Calc.	%Drift			
6		Chloroethane	40.000	33.194	17.0	68	0.00	4.32
			AvgRF	CCRF	%Dev			
7		Trichlorofluoromethane	0.375	0.376	-0.3	82	0.00	4.55
8		Ethyl Ether	0.259	0.273	-5.4	90	0.00	5.13
9		1,2-Dichlorotrifluoroetha	0.297	0.313	-5.4	91	0.00	5.48
10	C	1,1-Dichloroethene	0.384	0.419	-9.1	92	0.00	5.46
11		Freon 113	0.239	0.261	-9.2	92	0.00	5.54
12		Carbon Disulfide	0.635	0.712	-12.1	93	0.00	5.49
			Amount	Calc.	%Drift			
13		Iodomethane	40.000	34.931	12.7	75	0.00	5.71
14		Allyl chloride	40.000	44.600	-11.5	99	0.00	6.30
15		Methylene Chloride	40.000	40.785	-2.0	91	0.00	6.49
			AvgRF	CCRF	%Dev			
16		Acetone	0.103	0.108	-4.9	91	0.00	6.60
17		Methyl acetate	0.266	0.289	-8.6	93	0.00	6.82
18		trans-1,2-Dichloroethene	0.378	0.396	-4.8	88	0.00	6.77
			Amount	Calc.	%Drift			
19		Hexane	40.000	41.240	-3.1	93	0.00	6.91
			AvgRF	CCRF	%Dev			
20		Methyl Tert Butyl Ether	0.787	0.836	-6.2	89	0.00	6.98
21		Acetonitrile	0.051	0.056	-9.8	98	0.00	7.44
22		Di-isopropyl ether	1.026	1.126	-9.7	90	0.00	7.67
			Amount	Calc.	%Drift			
23		Chloroprene	40.000	38.162	4.6	85	0.00	7.85
			AvgRF	CCRF	%Dev			
24	P	1,1-Dichloroethane	0.486	0.504	-3.7	89	0.00	7.89
25		Acrylonitrile	0.138	0.146	-5.8	90	0.00	8.00
26		ETBE	0.948	1.024	-8.0	89	0.00	8.35

Continuing Calibration Summary

Job Number: FA60039 **Sample:** V3C122-CC0121
Account: TTNASA Tetra Tech NUS **Lab FileID:** 3C3186.D
Project: NASA-LC 34

27		Vinyl acetate	0.701	0.798	-13.8	91	0.00	8.38
28		cis-1,2-Dichloroethene	0.267	0.274	-2.6	88	0.00	8.83
29		2,2-Dichloropropane	0.381	0.406	-6.6	88	0.00	9.00
30		Bromochloromethane	0.124	0.129	-4.0	89	0.00	9.13
31		Cyclohexane	0.533	0.587	-10.1	91	0.00	9.13
32	C	Chloroform	0.447	0.458	-2.5	89	0.00	9.24
33		Ethyl acetate	0.346	0.380	-9.8	91	0.00	9.42
34		Tetrahydrofuran	0.130	0.135	-3.8	91	0.00	9.47
35	S	Dibromofluoromethane	0.232	0.234	-0.9	88	0.00	9.49
			Amount	Calc.	%Drift			
36		Carbon Tetrachloride	40.000	40.181	-0.5	90	0.00	9.42
			AvgRF	CCRF	%Dev			
37		1,1,1-Trichloroethane	0.419	0.441	-5.3	89	0.00	9.52
38		2-Butanone	0.169	0.184	-8.9	92	0.00	9.66
39		1,1-Dichloropropene	0.362	0.387	-6.9	89	0.00	9.67
			Amount	Calc.	%Drift			
40		tert-Butyl Formate	200.000	194.095	3.0	85	0.00	9.83
			AvgRF	CCRF	%Dev			
41		Propionitrile	0.053	0.058	-9.4	94	0.00	10.03
42		Methacrylonitrile	0.219	0.250	-14.2	97	0.00	10.05
43		Benzene	1.081	1.114	-3.1	88	0.00	9.99
44		TAME	0.788	0.839	-6.5	89	0.00	10.12
45	S	1,2-Dichloroethane-d4	0.289	0.292	-1.0	89	0.00	10.15
46		1,2-Dichloroethane	0.383	0.400	-4.4	91	0.00	10.22
47		Trichloroethene	0.265	0.277	-4.5	89	0.00	10.64
48		Methylcyclohexane	0.470	0.504	-7.2	89	0.00	10.63
49		Dibromomethane	0.155	0.163	-5.2	90	0.00	11.07
50	C	1,2-Dichloropropane	0.287	0.303	-5.6	89	0.00	11.17
51		Bromodichloromethane	0.316	0.338	-7.0	89	0.00	11.22
			Amount	Calc.	%Drift			
52		Methyl methacrylate	40.000	42.899	-7.2	96	0.00	11.36
			AvgRF	CCRF	%Dev			
53		2-Chloroethyl vinyl ether	0.155	0.165	-6.5	93	0.00	11.74
54		cis-1,3-Dichloropropene	0.438	0.474	-8.2	88	0.00	11.80
55	I	Chlorobenzene-d5	1.000	1.000	0.0	90	0.00	13.22
56	S	Toluene-d8	1.363	1.351	0.9	90	0.00	11.97
57	C	Toluene	1.586	1.597	-0.7	89	0.00	12.01
			Amount	Calc.	%Drift			
58		2-Nitropropane	200.000	205.751	-2.9	94	0.00	12.22
			AvgRF	CCRF	%Dev			
59		4-Methyl-2-pentanone	0.471	0.512	-8.7	92	0.00	12.31
60		trans-1,3-Dichloropropene	0.554	0.584	-5.4	88	0.00	12.35
61		Tetrachloroethene	0.365	0.370	-1.4	88	0.00	12.33
			Amount	Calc.	%Drift			
62		Ethyl methacrylate	40.000	40.857	-2.1	93	0.00	12.45
			AvgRF	CCRF	%Dev			
63		1,1,2-Trichloroethane	0.287	0.293	-2.1	90	0.00	12.48
			Amount	Calc.	%Drift			

Continuing Calibration Summary

Job Number: FA60039
Account: TTNASA Tetra Tech NUS
Project: NASA-LC 34

Sample: V3C122-CC0121
Lab FileID: 3C3186.D

64		Dibromochloromethane	40.000	39.065	2.3	89	0.00	12.64
		----------	AvgRF	CCRF	%Dev	----------		
65		1,3-Dichloropropane	0.627	0.641	-2.2	89	0.00	12.71
66		1,2-Dibromoethane	0.341	0.354	-3.8	89	0.00	12.84
67		2-hexanone	0.413	0.465	-12.6	92	0.00	12.97
68		1-Chlorohexane	0.519	0.544	-4.8	89	0.00	13.18
69	C	Ethylbenzene	1.803	1.830	-1.5	89	0.00	13.23
70	P	Chlorobenzene	0.983	0.987	-0.4	89	0.00	13.23
71		1,1,1,2-Tetrachloroethane	0.330	0.346	-4.8	89	0.00	13.27
72		m,p-Xylene	1.367	1.424	-4.2	89	0.00	13.33
73		o-Xylene	1.397	1.459	-4.4	89	0.00	13.65
74		Styrene	1.054	1.128	-7.0	89	0.00	13.69
		----------	Amount	Calc.	%Drift	----------		
75	P	Bromoform	40.000	39.641	0.9	90	0.00	13.73
		----------	AvgRF	CCRF	%Dev	----------		
76		Isopropylbenzene	1.602	1.695	-5.8	90	0.00	13.86
77	I	1,4-Dichlorobenzene-d4	1.000	1.000	0.0	91	0.00	14.85
78	S	4-Bromofluorobenzene	0.781	0.776	0.6	91	0.00	14.08
		----------	Amount	Calc.	%Drift	----------		
79		cis-1,4-Dichloro-2-butene	40.000	40.784	-2.0	93	0.00	14.11
		----------	AvgRF	CCRF	%Dev	----------		
80		n-Propylbenzene	4.286	4.490	-4.8	90	0.00	14.15
81		Bromobenzene	0.835	0.840	-0.6	90	0.00	14.17
82	P	1,1,2,2-Tetrachloroethane	0.944	0.991	-5.0	91	0.00	14.20
83		1,3,5-Trimethylbenzene	2.873	3.012	-4.8	90	0.00	14.26
84		2-Chlorotoluene	2.628	2.715	-3.3	90	0.00	14.40
85		trans-1,4-Dichloro-2-Bute	0.347	0.363	-4.6	87	0.00	14.32
86		1,2,3-Trichloropropane	0.305	0.315	-3.3	91	0.00	14.31
		----------	Amount	Calc.	%Drift	----------		
87		Cyclohexanone	200.000	189.188	5.4	87	0.00	14.37
		----------	AvgRF	CCRF	%Dev	----------		
88		4-Chlorotoluene	2.628	2.715	-3.3	90	0.00	14.40
89		tert-Butylbenzene	1.714	1.813	-5.8	91	0.00	14.50
90		1,2,4-Trimethylbenzene	2.973	3.157	-6.2	91	0.00	14.54
		----------	Amount	Calc.	%Drift	----------		
91		Pentachloroethane	40.000	41.218	-3.0	95	0.00	14.55
		----------	AvgRF	CCRF	%Dev	----------		
92		sec-Butylbenzene	3.579	3.798	-6.1	90	0.00	14.62
93		4-Isopropyltoluene	2.954	3.183	-7.8	91	0.00	14.70
94		1,3-Dichlorobenzene	1.567	1.601	-2.2	91	0.00	14.81
95		1,4-Dichlorobenzene	1.613	1.629	-1.0	91	0.00	14.86
		----------	Amount	Calc.	%Drift	----------		
96		n-Butylbenzene	40.000	38.882	2.8	90	0.00	14.99
97		Benzyl Chloride	40.000	38.119	4.7	88	0.00	15.02
		----------	AvgRF	CCRF	%Dev	----------		
98		1,2-Dichlorobenzene	1.519	1.550	-2.0	91	0.00	15.15
99		1,2-Dibromo-3-Chloropropa	0.189	0.205	-8.5	91	0.00	15.69

Continuing Calibration Summary

Job Number: FA60039
Account: TTNASA Tetra Tech NUS
Project: NASA-LC 34

Sample: V3C122-CC0121
Lab FileID: 3C3186.D

		Amount	Calc.	%Drift			
100	Hexachlorobutadiene	40.000	37.284	6.8	87	0.00	16.11

		AvgRF	CCRF	%Dev			
101	1,2,4-Trichlorobenzene	1.007	1.056	-4.9	87	0.00	16.17
102	Naphthalene	3.034	3.250	-7.1	87	0.00	16.42
103	1,2,3-Trichlorobenzene	0.970	1.016	-4.7	87	0.00	16.57
104 I	Tert Butyl Alcohol-d10	1.000	1.000	0.0	85	0.00	7.05

		Amount	Calc.	%Drift			
105	Ethanol	800.000	865.907	-8.2	92	0.00	5.44

		AvgRF	CCRF	%Dev			
106	Acrolein	2.074	2.127	-2.6	84	0.00	6.07
107	Tert butyl alcohol	1.413	1.441	-2.0	87	0.00	7.18
108	Isobutyl alcohol	0.334	0.408	-22.2#	94	0.00	10.24
109	Tert Amyl Alcohol	0.991	1.112	-12.2	89	0.00	10.34

		Amount	Calc.	%Drift			
110	1,4-Dioxane	800.000	820.585	-2.6	87	0.00	11.42
111	3,3-dimethyl-1-butanol	2000.000	2036.150	-1.8	87	0.00	12.94

(#) = Out of Range SPCC's out = 0 CCC's out = 0
3C3155.D 2018-12-14APP9-3C_AQ.m Mon Dec 17 16:04:13 2018

Continuing Calibration Summary

Job Number: FA60039
Account: TTNASA Tetra Tech NUS
Project: NASA-LC 34

Sample: V3C122-ECC0121
Lab FileID: 3C3210.D

Evaluate Continuing Calibration Report

Data File : C:\msdchem\1\data\2018-12-17\3C3210.D Vial: 75
Acq On : 18 Dec 2018 2:46 am Operator: seanp
Sample : ECC0121-5 Inst : MSVOA19
Misc : MS42126,V3C122,,,,, Multiplr: 1.00
MS Integration Params: tiny.p

Method : C:\msdchem\1\met...2-14APP9-3C_AQ.m (RTE Integrator)
Title : SW-846 Method 5035A/8260B
Last Update : Mon Dec 17 15:54:58 2018
Response via : Multiple Level Calibration

Min. RRF : 0.000 Min. Rel. Area : 50% Max. R.T. Dev 0.50min
Max. RRF Dev : 50% Max. Rel. Area : 200%

		Compound	AvgRF	CCRF	%Dev	Area%	Dev(min)	R.T.
1	I	Fluorobenzene	1.000	1.000	0.0	80	0.00	10.46
2		Dichlorodifluoromethane	0.295	0.258	12.5	67	0.00	3.00
3	P	Chloromethane	0.447	0.440	1.6	77	0.00	3.38
4	C	Vinyl Chloride	0.347	0.343	1.2	75	0.00	3.51
5		Bromomethane	0.171	0.049	71.3#	23#	0.00	4.09
		----------	Amount	Calc.	%Drift	----------		
6		Chloroethane	40.000	31.456	21.4	58	0.00	4.32
		----------	AvgRF	CCRF	%Dev	----------		
7		Trichlorofluoromethane	0.375	0.374	0.3	74	0.00	4.55
8		Ethyl Ether	0.259	0.274	-5.8	81	0.00	5.14
9		1,2-Dichlorotrifluoroetha	0.297	0.320	-7.7	84	0.00	5.48
10	C	1,1-Dichloroethene	0.384	0.425	-10.7	84	0.00	5.46
11		Freon 113	0.239	0.246	-2.9	79	0.00	5.54
12		Carbon Disulfide	0.635	0.681	-7.2	80	0.00	5.49
		----------	Amount	Calc.	%Drift	----------		
13		Iodomethane	40.000	22.162	44.6	43	0.00	5.71
14		Allyl chloride	40.000	43.960	-9.9	88	0.00	6.30
15		Methylene Chloride	40.000	41.480	-3.7	84	0.00	6.49
		----------	AvgRF	CCRF	%Dev	----------		
16		Acetone	0.103	0.115	-11.7	88	0.00	6.61
17		Methyl acetate	0.266	0.299	-12.4	87	0.00	6.82
18		trans-1,2-Dichloroethene	0.378	0.400	-5.8	81	0.00	6.77
		----------	Amount	Calc.	%Drift	----------		
19		Hexane	40.000	35.350	11.6	73	0.00	6.91
		----------	AvgRF	CCRF	%Dev	----------		
20		Methyl Tert Butyl Ether	0.787	0.839	-6.6	80	0.00	6.99
21		Acetonitrile	0.051	0.056	-9.8	89	0.00	7.44
22		Di-isopropyl ether	1.026	1.140	-11.1	83	0.00	7.67
		----------	Amount	Calc.	%Drift	----------		
23		Chloroprene	40.000	39.303	1.7	80	0.00	7.85
		----------	AvgRF	CCRF	%Dev	----------		
24	P	1,1-Dichloroethane	0.486	0.511	-5.1	82	0.00	7.89
25		Acrylonitrile	0.138	0.148	-7.2	82	0.00	8.01
26		ETBE	0.948	1.019	-7.5	80	0.00	8.35

Continuing Calibration Summary

Job Number: FA60039 **Sample:** V3C122-ECC0121
Account: TTNASA Tetra Tech NUS **Lab FileID:** 3C3210.D
Project: NASA-LC 34

27		Vinyl acetate	0.701	0.823	-17.4	84	0.00	8.38
28		cis-1,2-Dichloroethene	0.267	0.272	-1.9	79	0.00	8.84
29		2,2-Dichloropropane	0.381	0.365	4.2	72	0.00	9.00
30		Bromochloromethane	0.124	0.128	-3.2	80	0.00	9.13
31		Cyclohexane	0.533	0.577	-8.3	80	0.00	9.13
32	C	Chloroform	0.447	0.466	-4.3	82	0.00	9.24
33		Ethyl acetate	0.346	0.394	-13.9	85	0.00	9.42
34		Tetrahydrofuran	0.130	0.141	-8.5	85	0.00	9.47
35	S	Dibromofluoromethane	0.232	0.234	-0.9	80	0.00	9.49
			Amount	Calc.	%Drift			
36		Carbon Tetrachloride	40.000	40.720	-1.8	83	0.00	9.42
			AvgRF	CCRF	%Dev			
37		1,1,1-Trichloroethane	0.419	0.459	-9.5	84	0.00	9.52
38		2-Butanone	0.169	0.192	-13.6	86	0.00	9.66
39		1,1-Dichloropropene	0.362	0.393	-8.6	82	0.00	9.67
			Amount	Calc.	%Drift			
40		tert-Butyl Formate	200.000	174.447	12.8	69	0.00	9.83
			AvgRF	CCRF	%Dev			
41		Propionitrile	0.053	0.060	-13.2	87	0.00	10.03
42		Methacrylonitrile	0.219	0.262	-19.6	92	0.00	10.05
43		Benzene	1.081	1.114	-3.1	80	0.00	9.99
44		TAME	0.788	0.842	-6.9	81	0.00	10.12
45	S	1,2-Dichloroethane-d4	0.289	0.305	-5.5	84	0.00	10.15
46		1,2-Dichloroethane	0.383	0.416	-8.6	86	0.00	10.23
47		Trichloroethene	0.265	0.286	-7.9	83	0.00	10.64
48		Methylcyclohexane	0.470	0.476	-1.3	76	0.00	10.63
49		Dibromomethane	0.155	0.167	-7.7	83	0.00	11.07
50	C	1,2-Dichloropropane	0.287	0.305	-6.3	81	0.00	11.17
51		Bromodichloromethane	0.316	0.341	-7.9	81	0.00	11.22
			Amount	Calc.	%Drift			
52		Methyl methacrylate	40.000	45.016	-12.5	91	0.00	11.36
			AvgRF	CCRF	%Dev			
53		2-Chloroethyl vinyl ether	0.155	0.097	37.4	50#	0.00	11.74
54		cis-1,3-Dichloropropene	0.438	0.461	-5.3	78	0.00	11.80
55	I	Chlorobenzene-d5	1.000	1.000	0.0	83	0.00	13.22
56	S	Toluene-d8	1.363	1.340	1.7	82	0.00	11.97
57	C	Toluene	1.586	1.594	-0.5	81	0.00	12.01
			Amount	Calc.	%Drift			
58		2-Nitropropane	200.000	208.532	-4.3	88	0.00	12.22
			AvgRF	CCRF	%Dev			
59		4-Methyl-2-pentanone	0.471	0.532	-13.0	88	0.00	12.32
60		trans-1,3-Dichloropropene	0.554	0.557	-0.5	77	0.00	12.35
61		Tetrachloroethene	0.365	0.379	-3.8	83	0.00	12.34
			Amount	Calc.	%Drift			
62		Ethyl methacrylate	40.000	40.886	-2.2	86	0.00	12.45
			AvgRF	CCRF	%Dev			
63		1,1,2-Trichloroethane	0.287	0.291	-1.4	82	0.00	12.48
			Amount	Calc.	%Drift			

Continuing Calibration Summary

Job Number: FA60039 **Sample:** V3C122-ECC0121
Account: TTNASA Tetra Tech NUS **Lab FileID:** 3C3210.D
Project: NASA-LC 34

64		Dibromochloromethane	40.000	36.904	7.7	77	0.00	12.64
			AvgRF	CCRF	%Dev			
65		1,3-Dichloropropane	0.627	0.647	-3.2	82	0.00	12.71
66		1,2-Dibromoethane	0.341	0.356	-4.4	82	0.00	12.84
67		2-hexanone	0.413	0.482	-16.7	88	0.00	12.97
68		1-Chlorohexane	0.519	0.527	-1.5	79	0.00	13.18
69	C	Ethylbenzene	1.803	1.828	-1.4	82	0.00	13.23
70	P	Chlorobenzene	0.983	0.983	0.0	81	0.00	13.23
71		1,1,1,2-Tetrachloroethane	0.330	0.345	-4.5	81	0.00	13.27
72		m,p-Xylene	1.367	1.430	-4.6	82	0.00	13.33
73		o-Xylene	1.397	1.460	-4.5	82	0.00	13.65
74		Styrene	1.054	1.109	-5.2	80	0.00	13.69
			Amount	Calc.	%Drift			
75	P	Bromoform	40.000	33.904	15.2	70	0.00	13.73
			AvgRF	CCRF	%Dev			
76		Isopropylbenzene	1.602	1.692	-5.6	82	0.00	13.86
77	I	1,4-Dichlorobenzene-d4	1.000	1.000	0.0	84	0.00	14.86
78	S	4-Bromofluorobenzene	0.781	0.782	-0.1	84	0.00	14.08
			Amount	Calc.	%Drift			
79		cis-1,4-Dichloro-2-butene	40.000	13.068	67.3#	28	0.00	14.11
			AvgRF	CCRF	%Dev			
80		n-Propylbenzene	4.286	4.384	-2.3	81	0.00	14.15
81		Bromobenzene	0.835	0.832	0.4	82	0.00	14.17
82	P	1,1,2,2-Tetrachloroethane	0.944	0.989	-4.8	84	0.00	14.20
83		1,3,5-Trimethylbenzene	2.873	2.960	-3.0	82	0.00	14.26
84		2-Chlorotoluene	2.628	2.675	-1.8	82	0.00	14.39
85		trans-1,4-Dichloro-2-Bute	0.347	0.135	61.1#	30#	0.00	14.32
86		1,2,3-Trichloropropane	0.305	0.321	-5.2	85	0.00	14.31
			Amount	Calc.	%Drift			
87		Cyclohexanone	200.000	187.495	6.3	80	0.00	14.37
			AvgRF	CCRF	%Dev			
88		4-Chlorotoluene	2.628	2.675	-1.8	82	0.00	14.39
89		tert-Butylbenzene	1.714	1.788	-4.3	83	0.00	14.50
90		1,2,4-Trimethylbenzene	2.973	3.070	-3.3	81	0.00	14.54
			Amount	Calc.	%Drift			
91		Pentachloroethane	40.000	37.109	7.2	79	0.00	14.55
			AvgRF	CCRF	%Dev			
92		sec-Butylbenzene	3.579	3.690	-3.1	81	0.00	14.62
93		4-Isopropyltoluene	2.954	3.052	-3.3	80	0.00	14.70
94		1,3-Dichlorobenzene	1.567	1.552	1.0	81	0.00	14.81
95		1,4-Dichlorobenzene	1.613	1.599	0.9	82	0.00	14.86
			Amount	Calc.	%Drift			
96		n-Butylbenzene	40.000	35.700	10.7	76	0.00	14.99
97		Benzyl Chloride	40.000	28.425	28.9	60	0.00	15.02
			AvgRF	CCRF	%Dev			
98		1,2-Dichlorobenzene	1.519	1.527	-0.5	82	0.00	15.15
99		1,2-Dibromo-3-Chloropropa	0.189	0.192	-1.6	78	0.00	15.69

Continuing Calibration Summary

Job Number: FA60039
Account: TTNASA Tetra Tech NUS
Project: NASA-LC 34

Sample: V3C122-ECC0121
Lab FileID: 3C3210.D

			Amount	Calc.	%Drift			
100	Hexachlorobutadiene		40.000	33.046	17.4	71	0.00	16.11
			AvgRF	CCRF	%Dev			
101	1,2,4-Trichlorobenzene		1.007	0.978	2.9	75	0.00	16.17
102	Naphthalene		3.034	3.099	-2.1	77	0.00	16.42
103	1,2,3-Trichlorobenzene		0.970	0.957	1.3	76	0.00	16.57
104	I Tert Butyl Alcohol-d10		1.000	1.000	0.0	79	0.00	7.05
			Amount	Calc.	%Drift			
105	Ethanol		800.000	846.915	-5.9	84	0.00	5.46
			AvgRF	CCRF	%Dev			
106	Acrolein		2.074	2.007	3.2	74	0.00	6.08
107	Tert butyl alcohol		1.413	1.458	-3.2	82	0.00	7.19
108	Isobutyl alcohol		0.334	0.396	-18.6	85	0.00	10.24
109	Tert Amyl Alcohol		0.991	1.069	-7.9	79	0.00	10.34
			Amount	Calc.	%Drift			
110	1,4-Dioxane		800.000	770.272	3.7	77	0.00	11.42
111	3,3-dimethyl-1-butanol		2000.000	2012.010	-0.6	80	0.00	12.94

(#) = Out of Range SPCC's out = 0 CCC's out = 0

3C3155.D 2018-12-14APP9-3C_AQ.m Wed Dec 19 09:14:19 2018

Continuing Calibration Summary

Job Number: FA60039
Account: TTNASA Tetra Tech NUS
Project: NASA-LC 34

Sample: V3C123-CC0121
Lab FileID: 3C3215.D

Evaluate Continuing Calibration Report

Data File : C:\msdchem\1\data\2018-12-18\3C3215.D Vial: 51
Acq On : 18 Dec 2018 12:15 pm Operator: seanp
Sample : CC0121-5 Inst : MSVOA19
Misc : MS42126,V3C123,,,,, Multiplr: 1.00
MS Integration Params: tiny.p

Method : C:\msdchem\1\met...2-14APP9-3C_AQ.m (RTE Integrator)
Title : SW-846 Method 5035A/8260B
Last Update : Mon Dec 17 15:54:58 2018
Response via : Multiple Level Calibration

Min. RRF : 0.000 Min. Rel. Area : 50% Max. R.T. Dev 0.50min
Max. RRF Dev : 20% Max. Rel. Area : 200%

		Compound	AvgRF	CCRF	%Dev	Area%	Dev(min)	R.T.
1	I	Fluorobenzene	1.000	1.000	0.0	78	0.00	10.46
2		Dichlorodifluoromethane	0.295	0.288	2.4	73	0.00	3.00
3	P	Chloromethane	0.447	0.453	-1.3	78	0.00	3.38
4	C	Vinyl Chloride	0.347	0.344	0.9	74	0.00	3.51
5		Bromomethane	0.171	0.060	64.9#	28#	0.00	4.09
		----------	Amount	Calc.	%Drift	----------		
6		Chloroethane	40.000	30.823	22.9#	56	0.00	4.31
		----------	AvgRF	CCRF	%Dev	----------		
7		Trichlorofluoromethane	0.375	0.368	1.9	71	0.00	4.55
8		Ethyl Ether	0.259	0.264	-1.9	77	0.00	5.14
9		1,2-Dichlorotrifluoroetha	0.297	0.323	-8.8	83	0.00	5.47
10	C	1,1-Dichloroethene	0.384	0.422	-9.9	82	0.00	5.46
11		Freon 113	0.239	0.263	-10.0	82	0.00	5.54
12		Carbon Disulfide	0.635	0.710	-11.8	82	0.00	5.49
		----------	Amount	Calc.	%Drift	----------		
13		Iodomethane	40.000	17.959	55.1#	34	0.00	5.71
14		Allyl chloride	40.000	43.902	-9.8	87	0.00	6.30
15		Methylene Chloride	40.000	42.750	-6.9	85	0.00	6.49
		----------	AvgRF	CCRF	%Dev	----------		
16		Acetone	0.103	0.106	-2.9	79	0.00	6.60
17		Methyl acetate	0.266	0.281	-5.6	80	0.00	6.82
18		trans-1,2-Dichloroethene	0.378	0.402	-6.3	79	0.00	6.77
		----------	Amount	Calc.	%Drift	----------		
19		Hexane	40.000	41.879	-4.7	83	0.00	6.91
		----------	AvgRF	CCRF	%Dev	----------		
20		Methyl Tert Butyl Ether	0.787	0.815	-3.6	76	0.00	6.98
21		Acetonitrile	0.051	0.054	-5.9	84	0.00	7.44
22		Di-isopropyl ether	1.026	1.115	-8.7	79	0.00	7.67
		----------	Amount	Calc.	%Drift	----------		
23		Chloroprene	40.000	38.555	3.6	76	0.00	7.85
		----------	AvgRF	CCRF	%Dev	----------		
24	P	1,1-Dichloroethane	0.486	0.508	-4.5	80	0.00	7.89
25		Acrylonitrile	0.138	0.140	-1.4	76	0.00	8.00
26		ETBE	0.948	1.003	-5.8	77	0.00	8.35

Continuing Calibration Summary

Job Number: FA60039 **Sample:** V3C123-CC0121
Account: TTNASA Tetra Tech NUS **Lab FileID:** 3C3215.D
Project: NASA-LC 34

27		Vinyl acetate	0.701	0.798	-13.8	80	0.00	8.38
28		cis-1,2-Dichloroethene	0.267	0.269	-0.7	77	0.00	8.83
29		2,2-Dichloropropane	0.381	0.412	-8.1	80	0.00	9.00
30		Bromochloromethane	0.124	0.127	-2.4	78	0.00	9.13
31		Cyclohexane	0.533	0.589	-10.5	81	0.00	9.13
32	C	Chloroform	0.447	0.467	-4.5	81	0.00	9.24
33		Ethyl acetate	0.346	0.368	-6.4	78	0.00	9.42
34		Tetrahydrofuran	0.130	0.130	0.0	77	0.00	9.46
35	S	Dibromofluoromethane	0.232	0.238	-2.6	80	0.00	9.49
			Amount	Calc.	%Drift			
36		Carbon Tetrachloride	40.000	41.104	-2.8	82	0.00	9.42
			AvgRF	CCRF	%Dev			
37		1,1,1-Trichloroethane	0.419	0.454	-8.4	81	0.00	9.52
38		2-Butanone	0.169	0.177	-4.7	78	0.00	9.66
39		1,1-Dichloropropene	0.362	0.395	-9.1	80	0.00	9.67
			Amount	Calc.	%Drift			
40		tert-Butyl Formate	200.000	166.104	16.9	64	0.00	9.83
			AvgRF	CCRF	%Dev			
41		Propionitrile	0.053	0.056	-5.7	79	0.00	10.03
42		Methacrylonitrile	0.219	0.250	-14.2	86	0.00	10.05
43		Benzene	1.081	1.101	-1.9	77	0.00	9.99
44		TAME	0.788	0.829	-5.2	78	0.00	10.12
45	S	1,2-Dichloroethane-d4	0.289	0.309	-6.9	83	0.00	10.15
46		1,2-Dichloroethane	0.383	0.415	-8.4	84	0.00	10.22
47		Trichloroethene	0.265	0.286	-7.9	81	0.00	10.64
48		Methylcyclohexane	0.470	0.511	-8.7	80	0.00	10.63
49		Dibromomethane	0.155	0.164	-5.8	80	0.00	11.07
50	C	1,2-Dichloropropane	0.287	0.301	-4.9	79	0.00	11.17
51		Bromodichloromethane	0.316	0.347	-9.8	81	0.00	11.22
			Amount	Calc.	%Drift			
52		Methyl methacrylate	40.000	42.289	-5.7	84	0.00	11.36
			AvgRF	CCRF	%Dev			
53		2-Chloroethyl vinyl ether	0.155	0.104	32.9#	52	0.00	11.74
54		cis-1,3-Dichloropropene	0.438	0.476	-8.7	79	0.00	11.80
55	I	Chlorobenzene-d5	1.000	1.000	0.0	82	0.00	13.22
56	S	Toluene-d8	1.363	1.333	2.2	81	0.00	11.97
57	C	Toluene	1.586	1.583	0.2	80	0.00	12.01
			Amount	Calc.	%Drift			
58		2-Nitropropane	200.000	202.842	-1.4	84	0.00	12.22
			AvgRF	CCRF	%Dev			
59		4-Methyl-2-pentanone	0.471	0.494	-4.9	81	0.00	12.32
60		trans-1,3-Dichloropropene	0.554	0.579	-4.5	80	0.00	12.35
61		Tetrachloroethene	0.365	0.370	-1.4	80	0.00	12.34
			Amount	Calc.	%Drift			
62		Ethyl methacrylate	40.000	38.654	3.4	80	0.00	12.45
			AvgRF	CCRF	%Dev			
63		1,1,2-Trichloroethane	0.287	0.284	1.0	79	0.00	12.48
			Amount	Calc.	%Drift			

Continuing Calibration Summary

Job Number: FA60039
Account: TTNASA Tetra Tech NUS
Project: NASA-LC 34

Sample: V3C123-CC0121
Lab FileID: 3C3215.D

64		Dibromochloromethane	40.000	38.751	3.1	80	0.00	12.64
			AvgRF	CCRF	%Dev			
65		1,3-Dichloropropane	0.627	0.633	-1.0	80	0.00	12.71
66		1,2-Dibromoethane	0.341	0.349	-2.3	79	0.00	12.84
67		2-hexanone	0.413	0.445	-7.7	80	0.00	12.97
68		1-Chlorohexane	0.519	0.540	-4.0	80	0.00	13.18
69	C	Ethylbenzene	1.803	1.839	-2.0	82	0.00	13.23
70	P	Chlorobenzene	0.983	0.981	0.2	80	0.00	13.23
71		1,1,1,2-Tetrachloroethane	0.330	0.346	-4.8	81	0.00	13.26
72		m,p-Xylene	1.367	1.437	-5.1	82	0.00	13.33
73		o-Xylene	1.397	1.460	-4.5	81	0.00	13.65
74		Styrene	1.054	1.112	-5.5	80	0.00	13.69
			Amount	Calc.	%Drift			
75	P	Bromoform	40.000	38.460	3.8	79	0.00	13.73
			AvgRF	CCRF	%Dev			
76		Isopropylbenzene	1.602	1.706	-6.5	82	0.00	13.86
77	I	1,4-Dichlorobenzene-d4	1.000	1.000	0.0	86	0.00	14.86
78	S	4-Bromofluorobenzene	0.781	0.767	1.8	85	0.00	14.08
			Amount	Calc.	%Drift			
79		cis-1,4-Dichloro-2-butene	40.000	30.174	24.6#	65	0.00	14.11
			AvgRF	CCRF	%Dev			
80		n-Propylbenzene	4.286	4.355	-1.6	83	0.00	14.15
81		Bromobenzene	0.835	0.809	3.1	82	0.00	14.17
82	P	1,1,2,2-Tetrachloroethane	0.944	0.936	0.8	81	0.00	14.20
83		1,3,5-Trimethylbenzene	2.873	2.898	-0.9	82	0.00	14.26
84		2-Chlorotoluene	2.628	2.633	-0.2	83	0.00	14.40
85		trans-1,4-Dichloro-2-Bute	0.347	0.296	14.7	67	0.00	14.32
86		1,2,3-Trichloropropane	0.305	0.299	2.0	82	0.00	14.31
			Amount	Calc.	%Drift			
87		Cyclohexanone	200.000	170.329	14.8	74	0.00	14.37
			AvgRF	CCRF	%Dev			
88		4-Chlorotoluene	2.628	2.633	-0.2	83	0.00	14.40
89		tert-Butylbenzene	1.714	1.748	-2.0	83	0.00	14.50
90		1,2,4-Trimethylbenzene	2.973	3.036	-2.1	83	0.00	14.55
			Amount	Calc.	%Drift			
91		Pentachloroethane	40.000	38.704	3.2	84	0.00	14.55
			AvgRF	CCRF	%Dev			
92		sec-Butylbenzene	3.579	3.673	-2.6	83	0.00	14.62
93		4-Isopropyltoluene	2.954	3.057	-3.5	82	0.00	14.70
94		1,3-Dichlorobenzene	1.567	1.542	1.6	83	0.00	14.81
95		1,4-Dichlorobenzene	1.613	1.570	2.7	83	0.00	14.86
			Amount	Calc.	%Drift			
96		n-Butylbenzene	40.000	37.262	6.8	82	0.00	14.99
97		Benzyl Chloride	40.000	35.123	12.2	76	0.00	15.02
			AvgRF	CCRF	%Dev			
98		1,2-Dichlorobenzene	1.519	1.476	2.8	82	0.00	15.16
99		1,2-Dibromo-3-Chloropropa	0.189	0.187	1.1	78	0.00	15.69

Continuing Calibration Summary

Job Number: FA60039
Account: TTNASA Tetra Tech NUS
Project: NASA-LC 34

Sample: V3C123-CC0121
Lab FileID: 3C3215.D

		Amount	Calc.	%Drift			
100	Hexachlorobutadiene	40.000	34.458	13.9	76	0.00	16.11
		AvgRF	CCRF	%Dev			
101	1,2,4-Trichlorobenzene	1.007	0.975	3.2	76	0.00	16.17
102	Naphthalene	3.034	2.925	3.6	74	0.00	16.42
103	1,2,3-Trichlorobenzene	0.970	0.929	4.2	75	0.00	16.57
104 I	Tert Butyl Alcohol-d10	1.000	1.000	0.0	70	0.00	7.05
		Amount	Calc.	%Drift			
105	Ethanol	800.000	859.943	-7.5	76	0.00	5.44
		AvgRF	CCRF	%Dev			
106	Acrolein	2.074	2.224	-7.2	73	0.00	6.08
107	Tert butyl alcohol	1.413	1.488	-5.3	74	0.00	7.18
108	Isobutyl alcohol	0.334	0.389	-16.5	74	0.00	10.24
109	Tert Amyl Alcohol	0.991	1.055	-6.5	70	0.00	10.34
		Amount	Calc.	%Drift			
110	1,4-Dioxane	800.000	785.859	1.8	69	0.00	11.42
111	3,3-dimethyl-1-butanol	2000.000	2000.126	-0.0	71	0.00	12.94

(#) = Out of Range SPCC's out = 0 CCC's out = 0
3C3155.D 2018-12-14APP9-3C_AQ.m Tue Dec 18 12:33:01 2018

Continuing Calibration Summary

Job Number: FA60039
Account: TTNASA Tetra Tech NUS
Project: NASA-LC 34

Sample: V3C123-ECC0121
Lab FileID: 3C3241.D

Evaluate Continuing Calibration Report

Data File : C:\msdchem\1\data\2018-12-18\3C3241.D Vial: 76
Acq On : 19 Dec 2018 12:37 am Operator: seanp
Sample : ECC0121-5 Inst : MSVOA19
Misc : MS42163,V3C123,,,,, Multiplr: 1.00
MS Integration Params: tiny.p

Method : C:\msdchem\1\met...2-14APP9-3C_AQ.m (RTE Integrator)
Title : SW-846 Method 5035A/8260B
Last Update : Mon Dec 17 15:54:58 2018
Response via : Multiple Level Calibration

Min. RRF : 0.000 Min. Rel. Area : 50% Max. R.T. Dev 0.50min
Max. RRF Dev : 50% Max. Rel. Area : 200%

		Compound	AvgRF	CCRF	%Dev	Area%	Dev(min)	R.T.
1	I	Fluorobenzene	1.000	1.000	0.0	78	0.00	10.46
2		Dichlorodifluoromethane	0.295	0.299	-1.4	76	0.00	3.00
3	P	Chloromethane	0.447	0.409	8.5	70	0.00	3.39
4	C	Vinyl Chloride	0.347	0.363	-4.6	78	0.00	3.51
5		Bromomethane	0.171	0.044	74.3#	20#	0.00	4.10
			Amount	Calc.	%Drift			
6		Chloroethane	40.000	27.510	31.2	50	0.00	4.32
			AvgRF	CCRF	%Dev			
7		Trichlorofluoromethane	0.375	0.345	8.0	67	0.00	4.55
8		Ethyl Ether	0.259	0.273	-5.4	79	0.00	5.14
9		1,2-Dichlorotrifluoroetha	0.297	0.315	-6.1	80	0.00	5.48
10	C	1,1-Dichloroethene	0.384	0.420	-9.4	81	0.00	5.46
11		Freon 113	0.239	0.251	-5.0	78	0.00	5.53
12		Carbon Disulfide	0.635	0.699	-10.1	81	0.00	5.49
			Amount	Calc.	%Drift			
13		Iodomethane	40.000	24.624	38.4	47	0.00	5.71
14		Allyl chloride	40.000	42.262	-5.7	83	0.00	6.30
15		Methylene Chloride	40.000	41.284	-3.2	82	0.00	6.49
			AvgRF	CCRF	%Dev			
16		Acetone	0.103	0.116	-12.6	86	0.00	6.61
17		Methyl acetate	0.266	0.301	-13.2	86	0.00	6.82
18		trans-1,2-Dichloroethene	0.378	0.394	-4.2	77	0.00	6.77
			Amount	Calc.	%Drift			
19		Hexane	40.000	36.321	9.2	73	0.00	6.91
			AvgRF	CCRF	%Dev			
20		Methyl Tert Butyl Ether	0.787	0.836	-6.2	78	0.00	6.99
21		Acetonitrile	0.051	0.057	-11.8	88	0.00	7.44
22		Di-isopropyl ether	1.026	1.133	-10.4	80	0.00	7.67
			Amount	Calc.	%Drift			
23		Chloroprene	40.000	37.786	5.5	75	0.00	7.85
			AvgRF	CCRF	%Dev			
24	P	1,1-Dichloroethane	0.486	0.506	-4.1	79	0.00	7.89
25		Acrylonitrile	0.138	0.147	-6.5	80	0.00	8.01
26		ETBE	0.948	1.018	-7.4	78	0.00	8.35

Continuing Calibration Summary

Job Number: FA60039 **Sample:** V3C123-ECC0121
Account: TTNASA Tetra Tech NUS **Lab FileID:** 3C3241.D
Project: NASA-LC 34

27		Vinyl acetate	0.701	0.807	-15.1	81	0.00	8.38
28		cis-1,2-Dichloroethene	0.267	0.268	-0.4	76	0.00	8.84
29		2,2-Dichloropropane	0.381	0.354	7.1	68	0.00	9.00
30		Bromochloromethane	0.124	0.124	0.0	76	0.00	9.13
31		Cyclohexane	0.533	0.572	-7.3	78	0.00	9.13
32	C	Chloroform	0.447	0.469	-4.9	81	0.00	9.24
33		Ethyl acetate	0.346	0.395	-14.2	84	0.00	9.42
34		Tetrahydrofuran	0.130	0.144	-10.8	85	0.00	9.47
35	S	Dibromofluoromethane	0.232	0.233	-0.4	78	0.00	9.49
			Amount	Calc.	%Drift			
36		Carbon Tetrachloride	40.000	40.124	-0.3	80	0.00	9.42
			AvgRF	CCRF	%Dev			
37		1,1,1-Trichloroethane	0.419	0.450	-7.4	80	0.00	9.52
38		2-Butanone	0.169	0.192	-13.6	84	0.00	9.66
39		1,1-Dichloropropene	0.362	0.380	-5.0	77	0.00	9.67
			Amount	Calc.	%Drift			
40		tert-Butyl Formate	200.000	170.497	14.8	66	0.00	9.83
			AvgRF	CCRF	%Dev			
41		Propionitrile	0.053	0.059	-11.3	85	0.00	10.03
42		Methacrylonitrile	0.219	0.262	-19.6	90	0.00	10.05
43		Benzene	1.081	1.095	-1.3	77	0.00	9.99
44		TAME	0.788	0.837	-6.2	78	0.00	10.12
45	S	1,2-Dichloroethane-d4	0.289	0.310	-7.3	83	0.00	10.15
46		1,2-Dichloroethane	0.383	0.418	-9.1	84	0.00	10.23
47		Trichloroethene	0.265	0.280	-5.7	80	0.00	10.64
48		Methylcyclohexane	0.470	0.478	-1.7	75	0.00	10.63
49		Dibromomethane	0.155	0.166	-7.1	81	0.00	11.07
50	C	1,2-Dichloropropane	0.287	0.300	-4.5	78	0.00	11.17
51		Bromodichloromethane	0.316	0.346	-9.5	80	0.00	11.22
			Amount	Calc.	%Drift			
52		Methyl methacrylate	40.000	44.422	-11.1	88	0.00	11.36
			AvgRF	CCRF	%Dev			
53		2-Chloroethyl vinyl ether	0.155	0.096	38.1	48#	0.00	11.74
54		cis-1,3-Dichloropropene	0.438	0.458	-4.6	75	0.00	11.80
55	I	Chlorobenzene-d5	1.000	1.000	0.0	82	0.00	13.22
56	S	Toluene-d8	1.363	1.328	2.6	80	0.00	11.97
57	C	Toluene	1.586	1.552	2.1	78	0.00	12.01
			Amount	Calc.	%Drift			
58		2-Nitropropane	200.000	210.179	-5.1	87	0.00	12.22
			AvgRF	CCRF	%Dev			
59		4-Methyl-2-pentanone	0.471	0.527	-11.9	86	0.00	12.32
60		trans-1,3-Dichloropropene	0.554	0.550	0.7	75	0.00	12.35
61		Tetrachloroethene	0.365	0.377	-3.3	81	0.00	12.34
			Amount	Calc.	%Drift			
62		Ethyl methacrylate	40.000	39.839	0.4	83	0.00	12.45
			AvgRF	CCRF	%Dev			
63		1,1,2-Trichloroethane	0.287	0.291	-1.4	81	0.00	12.49
			Amount	Calc.	%Drift			

Continuing Calibration Summary

Job Number: FA60039
Account: TTNASA Tetra Tech NUS
Project: NASA-LC 34

Sample: V3C123-ECC0121
Lab FileID: 3C3241.D

64		Dibromochloromethane	40.000	37.398	6.5	77	0.00	12.64
			AvgRF	CCRF	%Dev			
65		1,3-Dichloropropane	0.627	0.636	-1.4	80	0.00	12.71
66		1,2-Dibromoethane	0.341	0.352	-3.2	80	0.00	12.84
67		2-hexanone	0.413	0.485	-17.4	87	0.00	12.97
68		1-Chlorohexane	0.519	0.510	1.7	76	0.00	13.18
69	C	Ethylbenzene	1.803	1.798	0.3	80	0.00	13.23
70	P	Chlorobenzene	0.983	0.966	1.7	79	0.00	13.23
71		1,1,1,2-Tetrachloroethane	0.330	0.345	-4.5	80	0.00	13.26
72		m,p-Xylene	1.367	1.407	-2.9	80	0.00	13.33
73		o-Xylene	1.397	1.434	-2.6	79	0.00	13.65
74		Styrene	1.054	1.100	-4.4	79	0.00	13.69
			Amount	Calc.	%Drift			
75	P	Bromoform	40.000	36.602	8.5	75	0.00	13.73
			AvgRF	CCRF	%Dev			
76		Isopropylbenzene	1.602	1.657	-3.4	80	0.00	13.86
77	I	1,4-Dichlorobenzene-d4	1.000	1.000	0.0	86	0.00	14.86
78	S	4-Bromofluorobenzene	0.781	0.769	1.5	84	0.00	14.08
			Amount	Calc.	%Drift			
79		cis-1,4-Dichloro-2-butene	40.000	10.597	73.5#	23	0.00	14.11
			AvgRF	CCRF	%Dev			
80		n-Propylbenzene	4.286	4.213	1.7	80	0.00	14.15
81		Bromobenzene	0.835	0.796	4.7	80	0.00	14.17
82	P	1,1,2,2-Tetrachloroethane	0.944	0.961	-1.8	83	0.00	14.20
83		1,3,5-Trimethylbenzene	2.873	2.857	0.6	80	0.00	14.26
84		2-Chlorotoluene	2.628	2.576	2.0	81	0.00	14.40
85		trans-1,4-Dichloro-2-Bute	0.347	0.107	69.2#	24#	0.00	14.32
86		1,2,3-Trichloropropane	0.305	0.311	-2.0	84	0.00	14.31
			Amount	Calc.	%Drift			
87		Cyclohexanone	200.000	185.262	7.4	80	0.00	14.37
			AvgRF	CCRF	%Dev			
88		4-Chlorotoluene	2.628	2.576	2.0	81	0.00	14.40
89		tert-Butylbenzene	1.714	1.741	-1.6	82	0.00	14.50
90		1,2,4-Trimethylbenzene	2.973	2.993	-0.7	81	0.00	14.55
			Amount	Calc.	%Drift			
91		Pentachloroethane	40.000	35.111	12.2	76	0.00	14.55
			AvgRF	CCRF	%Dev			
92		sec-Butylbenzene	3.579	3.588	-0.3	80	0.00	14.62
93		4-Isopropyltoluene	2.954	2.978	-0.8	80	0.00	14.70
94		1,3-Dichlorobenzene	1.567	1.516	3.3	81	0.00	14.81
95		1,4-Dichlorobenzene	1.613	1.543	4.3	81	0.00	14.86
			Amount	Calc.	%Drift			
96		n-Butylbenzene	40.000	35.000	12.5	76	0.00	14.99
97		Benzyl Chloride	40.000	26.644	33.4	57	0.00	15.02
			AvgRF	CCRF	%Dev			
98		1,2-Dichlorobenzene	1.519	1.469	3.3	81	0.00	15.15
99		1,2-Dibromo-3-Chloropropa	0.189	0.201	-6.3	83	0.00	15.69

Continuing Calibration Summary

Job Number: FA60039
Account: TTNASA Tetra Tech NUS
Project: NASA-LC 34

Sample: V3C123-ECC0121
Lab FileID: 3C3241.D

			Amount	Calc.	%Drift			
100	Hexachlorobutadiene		40.000	32.491	18.8	71	0.00	16.11
			AvgRF	CCRF	%Dev			
101	1,2,4-Trichlorobenzene		1.007	0.964	4.3	75	0.00	16.17
102	Naphthalene		3.034	3.032	0.1	76	0.00	16.42
103	1,2,3-Trichlorobenzene		0.970	0.930	4.1	75	0.00	16.57
104	I Tert Butyl Alcohol-d10		1.000	1.000	0.0	77	0.00	7.05
			Amount	Calc.	%Drift			
105	Ethanol		800.000	850.423	-6.3	82	0.01	5.46
			AvgRF	CCRF	%Dev			
106	Acrolein		2.074	1.977	4.7	71	0.00	6.07
107	Tert butyl alcohol		1.413	1.513	-7.1	83	0.00	7.18
108	Isobutyl alcohol		0.334	0.398	-19.2	83	0.00	10.24
109	Tert Amyl Alcohol		0.991	1.104	-11.4	80	0.00	10.34
			Amount	Calc.	%Drift			
110	1,4-Dioxane		800.000	779.487	2.6	76	0.00	11.42
111	3,3-dimethyl-1-butanol		2000.000	2055.050	-2.8	80	0.00	12.94

(#) = Out of Range SPCC's out = 0 CCC's out = 0
3C3155.D 2018-12-14APP9-3C_AQ.m Wed Dec 19 10:37:45 2018

Initial Calibration Summary

Job Number: FA60039
Account: TTNASA Tetra Tech NUS
Project: NASA-LC 34

Sample: VC5121-ICC5121
Lab FileID: C0129093.D

Response Factor Report MSVOA5

Method : C:\msdchem\2\METHODS\RTXVMS121118.M (RTE Integrator)
Title : SW-846 Method 5035A/8260B
Last Update : Wed Dec 12 08:14:44 2018
Response via : Initial Calibration

Calibration Files
1 =C0129089.D 2 =C0129090.D 3 =C0129091.D 4 =C0129092.D
5 =C0129093.D 6 =C0129094.D 7 =C0129095.D

Compound	1	2	3	4	5	6	7	Avg	%RSD
1) I Fluorobenzene	----------ISTD----------								
2) Dichlorodifluorom	0.195	0.255	0.264	0.262	0.233	0.228	0.225	0.237	10.54
---- Quadratic regr., Force(0,0) ---- Coefficient = 0.9991									
Response Ratio = 0.00000 + 0.24920 *A + -0.01286 *A^2									
3)P Chloromethane	0.248	0.240	0.246	0.252	0.235	0.221	0.232	0.239	4.50
---- Quadratic regr., Force(0,0) ---- Coefficient = 0.9982									
Response Ratio = 0.00000 + 0.23332 *A + -0.00196 *A^2									
4) 1,3-butadiene	0.271	0.296	0.292	0.294	0.252	0.236	0.254	0.271	8.91
---- Quadratic regr., Force(0,0) ---- Coefficient = 0.9955									
Response Ratio = 0.00000 + 0.25569 *A + -0.00340 *A^2									
5)C Vinyl Chloride	0.221	0.277	0.306	0.311	0.278	0.268	0.287	0.278	10.65
6) Bromomethane	0.067	0.068	0.064	0.067	0.065	0.063	0.065	2.95	
7) Chloroethane	0.160	0.158	0.163	0.142	0.131	0.137	0.149	8.94	
---- Quadratic regr., Force(0,0) ---- Coefficient = 0.9958									
Response Ratio = 0.00000 + 0.14652 *A + -0.00562 *A^2									
8) Trichlorofluorome	0.384	0.374	0.376	0.387	0.334	0.308	0.311	0.353	9.80
---- Quadratic regr., Force(0,0) ---- Coefficient = 0.9972									
Response Ratio = 0.00000 + 0.35647 *A + -0.02487 *A^2									
9) Ethyl Ether	0.199	0.229	0.240	0.249	0.225	0.216	0.232	0.227	7.20
10) 1,2-Dichlorotrifl	0.205	0.232	0.257	0.274	0.250	0.231	0.246	0.242	9.18
11)C 1,1-Dichloroethen	0.275	0.338	0.360	0.386	0.362	0.331	0.362	0.345	10.37
12) Freon 113	0.140	0.191	0.214	0.215	0.211	0.187	0.199	0.194	13.67
13) Carbon Disulfide	0.659	0.575	0.615	0.645	0.612	0.553	0.600	0.609	6.10
---- Quadratic regr., Force(0,0) ---- Coefficient = 0.9965									
Response Ratio = 0.00000 + 0.58649 *A + 0.00185 *A^2									
14) Iodomethane	0.056	0.079	0.110	0.114	0.109	0.108	0.096	24.51	
---- Quadratic regr., Force(0,0) ---- Coefficient = 0.9986									
Response Ratio = 0.00000 + 0.11095 *A + -0.00117 *A^2									
15) Allyl chloride	0.206	0.361	0.397	0.425	0.409	0.366	0.357	0.360	20.27
---- Quadratic regr., Force(0,0) ---- Coefficient = 0.9989									
Response Ratio = 0.00000 + 0.42659 *A + -0.03600 *A^2									
16) Methylene Chlorid	0.600	0.396	0.416	0.402	0.383	0.339	0.358	0.413	20.85
---- Quadratic regr., Force(0,0) ---- Coefficient = 0.9966									
Response Ratio = 0.00000 + 0.37949 *A + -0.01350 *A^2									
17) Acetone	0.116	0.117	0.123	0.127	0.123	0.114	0.123	0.121	3.85
18) Methyl acetate	0.245	0.294	0.294	0.313	0.303	0.321	0.342	0.302	9.96
---- Quadratic regr., Force(0,0) ---- Coefficient = 0.9998									

Initial Calibration Summary

Job Number: FA60039
Account: TTNASA Tetra Tech NUS
Project: NASA-LC 34

Sample: VC5121-ICC5121
Lab FileID: C0129093.D

```
                Response Ratio = 0.00000 + 0.28396 *A + 0.00570 *A^2

19)  trans-1,2-Dichlor 0.304 0.319 0.339 0.365 0.362 0.331 0.336 0.337   6.48
20)  Hexane            0.171 0.206 0.226 0.236 0.233 0.173       0.207  14.27
             ---- Quadratic regr., Force(0,0) ----  Coefficient =  0.9966
                Response Ratio = 0.00000 + 0.28273 *A + -0.07734 *A^2

21)  Methyl Tert Butyl 0.722 0.738 0.792 0.807 0.795 0.737 0.777 0.767   4.40
22)  Acetonitrile      0.028 0.055 0.053 0.054 0.053 0.046 0.040 0.047  21.07
             ---- Quadratic regr., Force(0,0) ----  Coefficient =  0.9997
                Response Ratio = 0.00000 + 0.05907 *A + -0.00094 *A^2

23)  Di-isopropyl ethe 0.938 0.920 1.000 1.047 1.029 0.917 0.972 0.975   5.39
24)  Chloroprene       0.150 0.363 0.395 0.422 0.408 0.372 0.391 0.357  26.23
             ---- Quadratic regr., Force(0,0) ----  Coefficient =  0.9978
                Response Ratio = 0.00000 + 0.39739 *A + -0.00548 *A^2

25)P 1,1-Dichloroethan 0.371 0.409 0.430 0.458 0.450 0.403 0.425 0.421   7.03
26)  Acrylonitrile     0.089 0.110 0.117 0.116 0.122 0.111 0.118 0.112   9.60
             ---- Quadratic regr., Force(0,0) ----  Coefficient =  0.9982
                Response Ratio = 0.00000 + 0.11377 *A + 0.00035 *A^2

27)  ETBE              0.875 0.888 0.929 0.946 0.968 0.887 0.908 0.914   3.79
28)  Vinyl acetate     0.627 0.702 0.737 0.766 0.763 0.680 0.696 0.710   6.93
29)  cis-1,2-Dichloroe 0.171 0.217 0.227 0.244 0.234 0.225 0.223 0.220  10.64
30)  2,2-Dichloropropa 0.373 0.369 0.368 0.398 0.387 0.356 0.362 0.373   3.91
31)  Bromochloromethan 0.040 0.094 0.106 0.107 0.103 0.093 0.094 0.091  25.31
             ---- Quadratic regr., Force(0,0) ----  Coefficient =  0.9985
                Response Ratio = 0.00000 + 0.10477 *A + -0.00595 *A^2

32)  Cyclohexane       0.401 0.455 0.475 0.523 0.478 0.445 0.458 0.462   7.99
33)C Chloroform        0.395 0.383 0.393 0.426 0.411 0.388 0.393 0.398   3.75
34)  Ethyl acetate     0.340 0.385 0.393 0.428 0.401 0.379 0.383 0.387   6.83
35)  Tetrahydrofuran   0.243 0.153 0.151 0.168 0.161 0.153 0.141 0.167  20.67
             ---- Quadratic regr., Force(0,0) ----  Coefficient =  0.9996
                Response Ratio = 0.00000 + 0.17481 *A + -0.01653 *A^2

36)S Dibromofluorometh 0.240 0.241 0.235 0.254 0.239 0.228 0.240 0.240   3.27
37)  Carbon Tetrachlor 0.272 0.295 0.327 0.327 0.313 0.301 0.299 0.305   6.43
38)  1,1,1-Trichloroet 0.344 0.353 0.379 0.404 0.385 0.372 0.376 0.373   5.28
39)  2-Butanone        0.168 0.209 0.206 0.216 0.207 0.197 0.206 0.201   7.83
40)  1,1-Dichloroprope 0.285 0.317 0.335 0.349 0.330 0.310 0.321 0.321   6.38
41)  tert-Butyl format 0.128 0.139 0.146 0.158 0.155 0.150 0.155 0.147   7.20
             ---- Quadratic regr., Force(0,0) ----  Coefficient =  0.9994
                Response Ratio = 0.00000 + 0.15100 *A + 0.00017 *A^2

42)  Propionitrile     0.055 0.059 0.059 0.063 0.061 0.060 0.061 0.060   4.24
43)  Methacrylonitrile 0.230 0.228 0.232 0.239 0.231 0.220 0.214 0.228   3.69
             ---- Quadratic regr., Force(0,0) ----  Coefficient =  0.9999
                Response Ratio = 0.00000 + 0.24081 *A + -0.00136 *A^2

44)  Benzene           0.847 0.865 0.916 0.961 0.923 0.894 0.901 0.901   4.20
45)  TAME              0.752 0.724 0.757 0.785 0.769 0.746 0.689 0.746   4.24
             ---- Quadratic regr., Force(0,0) ----  Coefficient =  0.9997
                Response Ratio = 0.00000 + 0.83024 *A + -0.06898 *A^2

46)S 1,2-Dichloroethan 0.322 0.320 0.315 0.329 0.315 0.307 0.300 0.316   3.08
47)  1,2-Dichloroethan 0.356 0.349 0.364 0.365 0.360 0.350 0.348 0.356   2.00
48)  Trichloroethene   0.219 0.228 0.235 0.243 0.243 0.233 0.231 0.233   3.71
49)  Methylcyclohexane 0.376 0.342 0.383 0.407 0.396 0.379 0.362 0.378   5.67
```

```
            ---- Quadratic regr., Force(0,0) ----  Coefficient =  0.9999
              Response Ratio = 0.00000 + 0.41617 *A + -0.02684 *A^2

50)  Dibromomethane    0.118 0.136 0.149 0.157 0.149 0.144 0.135 0.141   9.07
            ---- Quadratic regr., Force(0,0) ----  Coefficient =  0.9999
              Response Ratio = 0.00000 + 0.16075 *A + -0.01265 *A^2

51)C 1,2-Dichloropropa 0.203 0.250 0.255 0.271 0.263 0.257 0.235 0.248   9.11
            ---- Quadratic regr., Force(0,0) ----  Coefficient =  0.9995
              Response Ratio = 0.00000 + 0.28658 *A + -0.02494 *A^2

52)  Bromodichlorometh 0.278 0.310 0.307 0.329 0.316 0.313 0.291 0.306   5.55
            ---- Quadratic regr., Force(0,0) ----  Coefficient =  0.9996
              Response Ratio = 0.00000 + 0.34117 *A + -0.02413 *A^2

53)  Methyl methacryla 0.200 0.296 0.329 0.342 0.338 0.333 0.314 0.308  16.23
            ---- Quadratic regr., Force(0,0) ----  Coefficient =  0.9997
              Response Ratio = 0.00000 + 0.35713 *A + -0.02085 *A^2

54)  2-Chloroethyl vin 0.179 0.192 0.196 0.206 0.196 0.188 0.179 0.191   5.17
            ---- Quadratic regr., Force(0,0) ----  Coefficient =  0.9999
              Response Ratio = 0.00000 + 0.20951 *A + -0.00304 *A^2

55)  cis-1,3-Dichlorop 0.372 0.385 0.414 0.437 0.411 0.406 0.406 0.405   5.14

56) I   Chlorobenzene-d5      ----------------ISTD--------------------
57)S Toluene-d8        1.401 1.426 1.431 1.407 1.436 1.432 1.510 1.435   2.49
58)C Toluene           1.222 1.289 1.374 1.341 1.396 1.370 1.353 1.335   4.51
59)  2-Nitropropane    0.148 0.172 0.171 0.166 0.173 0.173 0.176 0.168   5.69
            ---- Quadratic regr., Force(0,0) ----  Coefficient =  0.9999
              Response Ratio = 0.00000 + 0.16724 *A + 0.00085 *A^2

60)  4-Methyl-2-pentan 0.561 0.596 0.615 0.589 0.556 0.570 0.553 0.577   4.06
61)  trans-1,3-Dichlor 0.518 0.514 0.542 0.528 0.519 0.543 0.537 0.529   2.27
62)  Tetrachloroethene 0.288 0.335 0.337 0.319 0.314 0.324 0.320 0.320   5.15
63)  Ethyl methacrylat 0.423 0.504 0.536 0.526 0.531 0.533 0.539 0.513   8.07
            ---- Quadratic regr., Force(0,0) ----  Coefficient =  1.0000
              Response Ratio = 0.00000 + 0.52299 *A + 0.00793 *A^2

64)  1,1,2-Trichloroet 0.251 0.241 0.258 0.258 0.267 0.252 0.261 0.255   3.25
65)  Dibromochlorometh 0.277 0.311 0.335 0.326 0.340 0.330 0.340 0.323   7.00
66)  1,3-Dichloropropa 0.551 0.554 0.580 0.555 0.549 0.567 0.570 0.561   2.06
67)  1,2-Dibromoethane 0.281 0.306 0.325 0.313 0.321 0.323 0.320 0.313   4.88
68)  2-hexanone        0.556 0.588 0.600 0.573 0.590 0.549 0.546 0.572   3.81
            ---- Quadratic regr., Force(0,0) ----  Coefficient =  0.9996
              Response Ratio = 0.00000 + 0.59226 *A + -0.00487 *A^2

69)  1-Chlorohexane    0.427 0.445 0.471 0.455 0.461 0.447 0.450 0.451   3.05
70)C Ethylbenzene      1.503 1.493 1.617 1.531 1.601 1.549 1.531 1.546   3.04
71)P Chlorobenzene     0.818 0.822 0.825 0.824 0.859 0.835 0.825 0.830   1.66
72)  1,1,1,2-Tetrachlo 0.295 0.278 0.318 0.303 0.309 0.311 0.308 0.303   4.37
73)  m,p-Xylene        1.150 1.180 1.270 1.192 1.208 1.182 1.151 1.191   3.44
74)  o-Xylene          1.168 1.201 1.279 1.215 1.271 1.232 1.220 1.227   3.17
75)  Styrene           0.831 0.937 0.982 0.947 0.992 0.918 0.960 0.938   5.70
76)P Bromoform         0.222 0.229 0.247 0.240 0.241 0.243 0.242 0.238   3.72
77)  Isopropylbenzene  1.384 1.343 1.475 1.387 1.407 1.376 1.362 1.391   3.04

78) I   1,4-Dichlorobenzene-d ----------------ISTD--------------------
79)S 4-Bromofluorobenz 0.766 0.765 0.787 0.784 0.786 0.766 0.794 0.778   1.59
80)  cis-1,4-Dichloro- 0.171 0.327 0.387 0.381 0.404 0.396 0.400 0.352  23.83
```

```
             ---- Quadratic regr., Force(0,0) ----  Coefficient =  0.9998
               Response Ratio = 0.00000 + 0.38988 *A + 0.00520 *A^2

 81)  n-Propylbenzene   3.110 3.371 3.711 3.603 3.719 3.473 3.472 3.494   6.11
 82)  Bromobenzene      0.664 0.661 0.710 0.692 0.722 0.666 0.667 0.683   3.63
 83)P 1,1,2,2-Tetrachlo 0.809 0.885 0.936 0.912 0.959 0.911 0.904 0.902   5.26
 84)  1,3,5-Trimethylbe 2.141 2.267 2.458 2.379 2.466 2.326 2.342 2.340   4.83
 85)  2-Chlorotoluene   2.122 2.278 2.464 2.385 2.416 2.221 2.269 2.308   5.20
 86)  trans-1,4-Dichlor 0.171 0.327 0.387 0.381 0.404 0.396 0.400 0.352  23.83
             ---- Quadratic regr., Force(0,0) ----  Coefficient =  0.9998
               Response Ratio = 0.00000 + 0.38988 *A + 0.00520 *A^2

 87)  1,2,3-Trichloropr 0.239 0.283 0.292 0.290 0.288 0.282 0.298 0.282   7.00
 88)  Cyclohexanone           0.050 0.046 0.047 0.050 0.050 0.050 0.049   3.36
 89)  4-Chlorotoluene   2.160 2.026 2.203 2.134 2.211 2.115 2.037 2.127   3.45
 90)  tert-Butylbenzene 1.432 1.339 1.501 1.406 1.480 1.380 1.401 1.420   3.97
 91)  a-Methyl styrene                                             0.000  -1.00
 92)  1,2,4-Trimethylbe 2.309 2.287 2.463 2.434 2.510 2.390 2.415 2.401   3.34
 93)  Pentachloroethane 0.339 0.372 0.419 0.407 0.415 0.399 0.395 0.392   7.16
 94)  sec-Butylbenzene  2.655 2.637 2.891 2.801 2.833 2.784 2.718 2.760   3.40
 95)  4-Isopropyltoluen 2.192 2.192 2.429 2.341 2.400 2.333 2.378 2.324   4.12
 96)  1,3-Dichlorobenze 1.223 1.208 1.309 1.299 1.329 1.287 1.239 1.271   3.69
 97)  1,4-Dichlorobenze 1.310 1.255 1.385 1.308 1.345 1.282 1.280 1.309   3.36
             ---- Quadratic regr., Force(0,0) ----  Coefficient =  0.9998
               Response Ratio = 0.00000 + 1.34264 *A + -0.03317 *A^2

 98)  n-Butylbenzene    1.137 1.218 1.310 1.268 1.361 1.339 1.299 1.276   6.02
 99)  Benzyl Chloride   0.334 0.339 0.360 0.373 0.374 0.385 0.378 0.363   5.42
             ---- Quadratic regr., Force(0,0) ----  Coefficient =  0.9998
               Response Ratio = 0.00000 + 0.37750 *A + 0.00088 *A^2

100)  1,2-Dichlorobenze 1.105 1.155 1.294 1.221 1.287 1.252 1.232 1.221   5.65
101)  1,2-Dibromo-3-Chl 0.175 0.240 0.247 0.237 0.254 0.252 0.252 0.237  11.80
             ---- Quadratic regr., Force(0,0) ----  Coefficient =  0.9998
               Response Ratio = 0.00000 + 0.24781 *A + 0.00236 *A^2

102)  Hexachlorobutadie 0.188 0.239 0.275 0.237 0.280 0.263 0.268 0.250  12.76
             ---- Quadratic regr., Force(0,0) ----  Coefficient =  0.9985
               Response Ratio = 0.00000 + 0.26195 *A + 0.00280 *A^2

103)  1,2,4-Trichlorobe 0.697 0.650 0.699 0.731 0.800 0.784 0.765 0.732   7.35
             ---- Quadratic regr., Force(0,0) ----  Coefficient =  0.9994
               Response Ratio = 0.00000 + 0.78598 *A + -0.00876 *A^2

104)  Naphthalene       2.513 2.495 2.647 2.603 2.696 2.641 2.573 2.596   2.82
105)  1,2,3-Trichlorobe 0.530 0.649 0.691 0.710 0.754 0.738 0.722 0.685  11.16
             ---- Quadratic regr., Force(0,0) ----  Coefficient =  0.9997
               Response Ratio = 0.00000 + 0.74927 *A + -0.01241 *A^2


106) I   Tert Butyl Alcohol-d1 ----------------ISTD---------------------
107)  Ethanol                       0.119 0.120 0.116 0.113 0.099 0.114   7.60
108)  Acrolein          0.548 1.065 1.224 1.211 1.179 1.166       1.065  24.38
             ---- Quadratic regr., Force(0,0) ----  Coefficient =  0.9998
               Response Ratio = 0.00000 + 1.21166 *A + -0.03287 *A^2

109)  Tert Butyl Alcoho 1.030 1.161 1.218 1.231 1.249 1.250       1.190   7.13
             ---- Quadratic regr., Force(0,0) ----  Coefficient =  1.0000
               Response Ratio = 0.00000 + 1.22810 *A + 0.00819 *A^2
```

Initial Calibration Summary

Job Number: FA60039
Account: TTNASA Tetra Tech NUS
Project: NASA-LC 34

Sample: VC5121-ICC5121
Lab FileID: C0129093.D

```
110)  Isobutyl alcohol  0.475 0.458 0.502 0.501 0.496 0.527       0.493   4.86
             ---- Quadratic regr., Force(0,0) ----  Coefficient =  0.9998
               Response Ratio = 0.00000 + 0.47285 *A + 0.00952 *A^2

111)  Tert Amyl Alcohol 0.893 0.934 0.981 0.901 0.940 1.013       0.943   4.90
             ---- Quadratic regr., Force(0,0) ----  Coefficient =  0.9997
               Response Ratio = 0.00000 + 0.86014 *A + 0.05397 *A^2

112)  1,4-Dioxane             0.080 0.083 0.082 0.084 0.092 0.080 0.083   5.57
             ---- Quadratic regr., Force(0,0) ----  Coefficient =  0.9927
               Response Ratio = 0.00000 + 0.09354 *A + -0.00149 *A^2

113)  3,3-dimethyl-1-bu 1.029 1.061 1.113 1.085 1.077 1.079       1.074   2.58
 ---------------------------------------------------------------------------
 (#) = Out of Range

          RTXVMS121118.M        Wed Dec 12 10:56:20 2018
```

Initial Calibration Verification

Job Number: FA60039
Account: TTNASA Tetra Tech NUS
Project: NASA-LC 34

Sample: VC5121-ICV5121
Lab FileID: C0129097.D

Evaluate Continuing Calibration Report

Data File : C:\msdchem\2\DATA\121118\C0129097.D Vial: 13
Acq On : 11 Dec 2018 6:31 pm Operator: SHANICAO
Sample : ICV5121-5 Inst : MSVOA5
Misc : MS42084,VC5121,,,,, Multiplr: 1.00
MS Integration Params: med.p

Method : C:\msdchem\2\METHODS\RTXVMS121118.M (RTE Integrator)
Title : SW-846 Method 5035A/8260B
Last Update : Wed Dec 12 08:14:44 2018
Response via : Multiple Level Calibration

Min. RRF : 0.000 Min. Rel. Area : 50% Max. R.T. Dev 0.50min
Max. RRF Dev : 20% Max. Rel. Area : 200%

	Compound	AvgRF	CCRF	%Dev	Area%	Dev(min)	R.T.
1 I	Fluorobenzene	1.000	1.000	0.0	111	0.00	10.56
		Amount	Calc.	%Drift			
2	Dichlorodifluoromethane	40.000	33.374	16.6	95	0.01	2.88
3 P	Chloromethane	40.000	39.087	2.3	106	0.01	3.23
4	1,3-butadiene	40.000	47.665	-19.2	132	0.00	3.39
		AvgRF	CCRF	%Dev			
5 C	Vinyl Chloride	0.278	0.271	2.5	108	0.00	3.37
6	Bromomethane	0.065	0.076	-16.9	126	0.00	3.92
		Amount	Calc.	%Drift			
7	Chloroethane	40.000	38.155	4.6	105	0.00	4.14
8	Trichlorofluoromethane	40.000	32.995	17.5	93	0.00	4.35
		AvgRF	CCRF	%Dev			
9	Ethyl Ether	0.227	0.223	1.8	109	0.02	4.97
10	1,2-Dichlorotrifluoroetha	0.242	0.271	-12.0	120	0.00	5.30
11 C	1,1-Dichloroethene	0.345	0.379	-9.9	116	0.00	5.26
12	Freon 113	0.194	0.188	3.1	98	0.00	5.34
		Amount	Calc.	%Drift			
13	Carbon Disulfide	40.000	40.379	-0.9	107	0.00	5.29
14	Iodomethane	40.000	33.798	15.5	90	0.00	5.51
15	Allyl chloride	40.000	43.457	-8.6	116	0.00	6.10
16	Methylene Chloride	40.000	43.266	-8.2	115	0.00	6.30
		AvgRF	CCRF	%Dev			
17	Acetone	0.121	0.127	-5.0	114	0.01	6.42
		Amount	Calc.	%Drift			
18	Methyl acetate	200.000	221.464	-10.7	125	0.00	6.63
		AvgRF	CCRF	%Dev			
19	trans-1,2-Dichloroethene	0.337	0.349	-3.6	107	0.00	6.59
		Amount	Calc.	%Drift			
20	Hexane	40.000	28.182	29.5#	80	0.00	6.71
		AvgRF	CCRF	%Dev			
21	Methyl Tert Butyl Ether	0.767	0.739	3.7	103	0.00	6.79

Initial Calibration Verification

Job Number: FA60039
Account: TTNASA Tetra Tech NUS
Project: NASA-LC 34

Sample: VC5121-ICV5121
Lab FileID: C0129097.D

			Amount	Calc.	%Drift			
22		Acetonitrile	400.000	382.654	4.3	104	0.00	7.24
			AvgRF	CCRF	%Dev			
23		Di-isopropyl ether	0.975	0.918	5.8	99	0.01	7.49
			Amount	Calc.	%Drift			
24		Chloroprene	40.000	41.288	-3.2	110	0.00	7.65
			AvgRF	CCRF	%Dev			
25	P	1,1-Dichloroethane	0.421	0.460	-9.3	113	0.00	7.69
			Amount	Calc.	%Drift			
26		Acrylonitrile	200.000	197.722	1.1	103	0.00	7.80
			AvgRF	CCRF	%Dev			
27		ETBE	0.914	0.829	9.3	95	0.00	8.16
28		Vinyl acetate	0.710	0.621	12.5	90	0.00	8.18
29		cis-1,2-Dichloroethene	0.220	0.235	-6.8	111	0.00	8.71
30		2,2-Dichloropropane	0.373	0.380	-1.9	109	0.00	8.91
			Amount	Calc.	%Drift			
31		Bromochloromethane	40.000	39.162	2.1	105	0.00	9.08
			AvgRF	CCRF	%Dev			
32		Cyclohexane	0.462	0.448	3.0	104	0.00	9.06
33	C	Chloroform	0.398	0.396	0.5	107	0.00	9.22
34		Ethyl acetate	0.387	0.394	-1.8	109	0.00	9.41
			Amount	Calc.	%Drift			
35		Tetrahydrofuran	40.000	39.339	1.7	109	0.00	9.46
			AvgRF	CCRF	%Dev			
36	S	Dibromofluoromethane	0.240	0.240	0.0	111	0.00	9.50
37		Carbon Tetrachloride	0.305	0.302	1.0	106	0.00	9.41
38		1,1,1-Trichloroethane	0.373	0.365	2.1	105	0.00	9.52
39		2-Butanone	0.201	0.209	-4.0	111	0.00	9.68
40		1,1-Dichloropropene	0.321	0.320	0.3	107	0.00	9.70
			Amount	Calc.	%Drift			
41		tert-Butyl formate	400.000	382.626	4.3	104	0.00	9.86
			AvgRF	CCRF	%Dev			
42		Propionitrile	0.060	0.061	-1.7	112	0.00	10.09
			Amount	Calc.	%Drift			
43		Methacrylonitrile	400.000	396.843	0.8	109	0.00	10.11
			AvgRF	CCRF	%Dev			
44		Benzene	0.901	0.928	-3.0	111	0.00	10.04
			Amount	Calc.	%Drift			
45		TAME	40.000	35.942	10.1	101	0.00	10.19
			AvgRF	CCRF	%Dev			
46	S	1,2-Dichloroethane-d4	0.316	0.317	-0.3	111	0.00	10.22
47		1,2-Dichloroethane	0.356	0.359	-0.8	110	0.00	10.31
48		Trichloroethene	0.233	0.232	0.4	106	0.00	10.76
			Amount	Calc.	%Drift			

Initial Calibration Verification

Job Number: FA60039
Account: TTNASA Tetra Tech NUS
Project: NASA-LC 34

Sample: VC5121-ICV5121
Lab FileID: C0129097.D

49		Methylcyclohexane	40.000	36.966	7.6	102	0.00	10.74
50		Dibromomethane	40.000	38.709	3.2	108	0.00	11.22
51	C	1,2-Dichloropropane	40.000	39.093	2.3	110	0.00	11.32
52		Bromodichloromethane	40.000	38.919	2.7	110	0.00	11.39
53		Methyl methacrylate	40.000	40.781	-2.0	113	0.00	11.53
54		2-Chloroethyl vinyl ether	200.000	180.173	9.9	101	0.00	11.93
			AvgRF	CCRF	%Dev			
55		cis-1,3-Dichloropropene	0.405	0.406	-0.2	109	0.00	11.99
56	I	Chlorobenzene-d5	1.000	1.000	0.0	111	0.00	13.44
57	S	Toluene-d8	1.435	1.418	1.2	109	0.00	12.16
58	C	Toluene	1.335	1.381	-3.4	110	0.00	12.20
			Amount	Calc.	%Drift			
59		2-Nitropropane	200.000	194.148	2.9	106	0.00	12.41
			AvgRF	CCRF	%Dev			
60		4-Methyl-2-pentanone	0.577	0.593	-2.8	118	0.00	12.52
61		trans-1,3-Dichloropropene	0.529	0.566	-7.0	121	0.00	12.57
62		Tetrachloroethene	0.320	0.331	-3.4	117	0.00	12.54
			Amount	Calc.	%Drift			
63		Ethyl methacrylate	40.000	40.296	-0.7	111	0.00	12.67
			AvgRF	CCRF	%Dev			
64		1,1,2-Trichloroethane	0.255	0.262	-2.7	109	0.00	12.70
65		Dibromochloromethane	0.323	0.343	-6.2	112	0.00	12.86
66		1,3-Dichloropropane	0.561	0.554	1.2	112	0.00	12.92
67		1,2-Dibromoethane	0.313	0.326	-4.2	113	0.00	13.05
			Amount	Calc.	%Drift			
68		2-hexanone	200.000	203.447	-1.7	110	0.00	13.19
			AvgRF	CCRF	%Dev			
69		1-Chlorohexane	0.451	0.441	2.2	106	0.00	13.41
70	C	Ethylbenzene	1.546	1.562	-1.0	108	0.00	13.45
71	P	Chlorobenzene	0.830	0.842	-1.4	109	0.00	13.45
72		1,1,1,2-Tetrachloroethane	0.303	0.323	-6.6	116	0.00	13.50
73		m,p-Xylene	1.191	1.232	-3.4	113	0.00	13.56
74		o-Xylene	1.227	1.253	-2.1	109	0.00	13.88
75		Styrene	0.938	0.972	-3.6	109	0.00	13.92
76	P	Bromoform	0.238	0.253	-6.3	116	0.00	13.97
77		Isopropylbenzene	1.391	1.464	-5.2	115	0.00	14.10
78	I	1,4-Dichlorobenzene-d4	1.000	1.000	0.0	114	0.00	15.10
79	S	4-Bromofluorobenzene	0.778	0.766	1.5	111	0.00	14.32
			Amount	Calc.	%Drift			
80		cis-1,4-Dichloro-2-butene	40.000	40.459	-1.1	113	0.00	14.35
			AvgRF	CCRF	%Dev			
81		n-Propylbenzene	3.494	3.517	-0.7	108	0.00	14.39
82		Bromobenzene	0.683	0.711	-4.1	113	0.00	14.41
83	P	1,1,2,2-Tetrachloroethane	0.902	0.962	-6.7	115	0.00	14.45
84		1,3,5-Trimethylbenzene	2.340	2.375	-1.5	110	0.00	14.51
85		2-Chlorotoluene	2.308	2.344	-1.6	111	0.00	14.52
			Amount	Calc.	%Drift			
86		trans-1,4-Dichloro-2-Bute	40.000	40.459	-1.1	113	0.00	14.35

Initial Calibration Verification

Job Number: FA60039
Account: TTNASA Tetra Tech NUS
Project: NASA-LC 34

Sample: VC5121-ICV5121
Lab FileID: C0129097.D

			AvgRF	CCRF	%Dev			
87	1,2,3-Trichloropropane		0.282	0.268	5.0	106	0.00	14.56
88	Cyclohexanone		0.049	0.078	-59.2#	180	0.00	14.61
89	4-Chlorotoluene		2.127	2.076	2.4	107	0.00	14.64
90	tert-Butylbenzene		1.420	1.375	3.2	106	0.00	14.74
91	a-Methyl styrene			----------NA----------				
92	1,2,4-Trimethylbenzene		2.401	2.332	2.9	106	0.00	14.79
93	Pentachloroethane		0.392	0.405	-3.3	112	0.00	14.79
94	sec-Butylbenzene		2.760	2.811	-1.8	113	0.00	14.87
95	4-Isopropyltoluene		2.324	2.357	-1.4	112	0.00	14.94
96	1,3-Dichlorobenzene		1.271	1.327	-4.4	114	0.00	15.05
		Amount	Calc.	%Drift				
97	1,4-Dichlorobenzene	40.000	40.389	-1.0	113	0.00	15.11	
		AvgRF	CCRF	%Dev				
98	n-Butylbenzene		1.276	1.320	-3.4	111	0.00	15.24
		Amount	Calc.	%Drift				
99	Benzyl Chloride	40.000	37.315	6.7	108	0.00	15.27	
		AvgRF	CCRF	%Dev				
100	1,2-Dichlorobenzene		1.221	1.269	-3.9	113	0.00	15.41
		Amount	Calc.	%Drift				
101	1,2-Dibromo-3-Chloropropa	40.000	40.586	-1.5	114	0.00	15.94	
102	Hexachlorobutadiene	40.000	40.377	-0.9	109	0.00	16.34	
103	1,2,4-Trichlorobenzene	40.000	40.236	-0.6	112	0.00	16.39	
		AvgRF	CCRF	%Dev				
104	Naphthalene		2.596	2.713	-4.5	115	0.00	16.64
		Amount	Calc.	%Drift				
105	1,2,3-Trichlorobenzene	40.000	41.180	-2.9	115	0.00	16.78	
		AvgRF	CCRF	%Dev				
106 I	Tert Butyl Alcohol-d10		1.000	1.000	0.0	113	0.02	6.92
107	Ethanol		0.114	0.116	-1.8	113	0.00	5.37
		Amount	Calc.	%Drift				
108	Acrolein	200.000	174.139	12.9	99	0.00	5.89	
109	Tert Butyl Alcohol	400.000	392.699	1.8	111	0.02	7.05	
110	Isobutyl alcohol	800.000	819.517	-2.4	118	0.00	10.36	
111	Tert Amyl Alcohol	400.000	407.126	-1.8	116	0.00	10.47	
112	1,4-Dioxane	800.000	768.130	4.0	116	0.00	11.59	
		AvgRF	CCRF	%Dev				
113	3,3-dimethyl-1-butanol		1.074	1.069	0.5	112	0.00	13.17

(#) = Out of Range SPCC's out = 0 CCC's out = 0
C0129093.D RTXVMS121118.M Wed Dec 12 10:56:04 2018

Continuing Calibration Summary

Job Number: FA60039
Account: TTNASA Tetra Tech NUS
Project: NASA-LC 34

Sample: VC5130-CC5121
Lab FileID: C0129253.D

Evaluate Continuing Calibration Report

Data File : C:\msdchem\2\DATA\121718\C0129253.D Vial: 3
Acq On : 17 Dec 2018 9:58 am Operator: SHANICAO
Sample : CC5121-5 Inst : MSVOA5
Misc : MS42136,VC5130,,,,, Multiplr: 1.00
MS Integration Params: med.p

Method : C:\msdchem\2\METHODS\RTXVMS121118.M (RTE Integrator)
Title : SW-846 Method 5035A/8260B
Last Update : Wed Dec 12 08:14:44 2018
Response via : Multiple Level Calibration

Min. RRF : 0.000 Min. Rel. Area : 50% Max. R.T. Dev 0.50min
Max. RRF Dev : 20% Max. Rel. Area : 200%

		Compound	AvgRF	CCRF	%Dev	Area%	Dev(min)	R.T.
1	I	Fluorobenzene	1.000	1.000	0.0	138	0.00	10.56
			Amount	Calc.	%Drift			
2		Dichlorodifluoromethane	40.000	46.397	-16.0	163	0.00	2.87
3	P	Chloromethane	40.000	40.253	-0.6	137	0.00	3.23
4		1,3-butadiene	40.000	52.102	-30.3#	180	0.01	3.40
			AvgRF	CCRF	%Dev			
5	C	Vinyl Chloride	0.278	0.303	-9.0	151	0.01	3.37
6		Bromomethane	0.065	0.050	23.1#	104	0.02	3.93
			Amount	Calc.	%Drift			
7		Chloroethane	40.000	48.260	-20.6#	165	0.00	4.14
8		Trichlorofluoromethane	40.000	40.389	-1.0	140	0.00	4.37
			AvgRF	CCRF	%Dev			
9		Ethyl Ether	0.227	0.215	5.3	132	0.00	4.96
10		1,2-Dichlorotrifluoroetha	0.242	0.240	0.8	133	0.00	5.29
11	C	1,1-Dichloroethene	0.345	0.345	0.0	132	0.00	5.26
12		Freon 113	0.194	0.197	-1.5	129	0.00	5.34
			Amount	Calc.	%Drift			
13		Carbon Disulfide	40.000	39.735	0.7	132	0.00	5.30
14		Iodomethane	40.000	23.201	42.0#	77	-0.01	5.50
15		Allyl chloride	40.000	40.290	-0.7	135	0.00	6.10
16		Methylene Chloride	40.000	35.826	10.4	119	0.00	6.29
			AvgRF	CCRF	%Dev			
17		Acetone	0.121	0.124	-2.5	139	0.00	6.42
			Amount	Calc.	%Drift			
18		Methyl acetate	200.000	190.008	5.0	132	0.00	6.62
			AvgRF	CCRF	%Dev			
19		trans-1,2-Dichloroethene	0.337	0.330	2.1	126	0.00	6.58
			Amount	Calc.	%Drift			
20		Hexane	40.000	40.650	-1.6	132	0.00	6.71
			AvgRF	CCRF	%Dev			
21		Methyl Tert Butyl Ether	0.767	0.745	2.9	129	0.00	6.79

Continuing Calibration Summary

Job Number: FA60039
Account: TTNASA Tetra Tech NUS
Project: NASA-LC 34

Sample: VC5130-CC5121
Lab FileID: C0129253.D

			Amount	Calc.	%Drift			
22		Acetonitrile	400.000	443.134	-10.8	147	0.00	7.25
			AvgRF	CCRF	%Dev			
23		Di-isopropyl ether	0.975	1.019	-4.5	137	0.00	7.49
			Amount	Calc.	%Drift			
24		Chloroprene	40.000	40.390	-1.0	134	0.00	7.65
			AvgRF	CCRF	%Dev			
25	P	1,1-Dichloroethane	0.421	0.448	-6.4	137	0.00	7.69
			Amount	Calc.	%Drift			
26		Acrylonitrile	200.000	220.324	-10.2	144	0.00	7.80
			AvgRF	CCRF	%Dev			
27		ETBE	0.914	0.973	-6.5	139	0.00	8.16
28		Vinyl acetate	0.710	0.782	-10.1	142	0.00	8.18
29		cis-1,2-Dichloroethene	0.220	0.231	-5.0	136	0.00	8.71
30		2,2-Dichloropropane	0.373	0.393	-5.4	140	0.00	8.90
			Amount	Calc.	%Drift			
31		Bromochloromethane	40.000	40.294	-0.7	135	0.00	9.07
			AvgRF	CCRF	%Dev			
32		Cyclohexane	0.462	0.509	-10.2	147	0.00	9.06
33	C	Chloroform	0.398	0.403	-1.3	135	0.00	9.22
34		Ethyl acetate	0.387	0.440	-13.7	152	0.00	9.41
			Amount	Calc.	%Drift			
35		Tetrahydrofuran	40.000	45.133	-12.8	155	0.00	9.46
			AvgRF	CCRF	%Dev			
36	S	Dibromofluoromethane	0.240	0.233	2.9	135	0.00	9.49
37		Carbon Tetrachloride	0.305	0.314	-3.0	138	0.00	9.41
38		1,1,1-Trichloroethane	0.373	0.390	-4.6	140	0.00	9.52
39		2-Butanone	0.201	0.236	-17.4	157	0.00	9.68
40		1,1-Dichloropropene	0.321	0.337	-5.0	141	0.00	9.70
			Amount	Calc.	%Drift			
41		tert-Butyl formate	400.000	436.170	-9.0	148	0.00	9.86
			AvgRF	CCRF	%Dev			
42		Propionitrile	0.060	0.068	-13.3	156	0.00	10.08
			Amount	Calc.	%Drift			
43		Methacrylonitrile	400.000	448.437	-12.1	153	0.00	10.11
			AvgRF	CCRF	%Dev			
44		Benzene	0.901	0.925	-2.7	139	0.00	10.04
			Amount	Calc.	%Drift			
45		TAME	40.000	40.368	-0.9	140	0.00	10.19
			AvgRF	CCRF	%Dev			
46	S	1,2-Dichloroethane-d4	0.316	0.314	0.6	138	0.00	10.22
47		1,2-Dichloroethane	0.356	0.363	-2.0	139	0.00	10.30
48		Trichloroethene	0.233	0.241	-3.4	137	0.00	10.76
			Amount	Calc.	%Drift			

Continuing Calibration Summary

Job Number: FA60039 **Sample:** VC5130-CC5121
Account: TTNASA Tetra Tech NUS **Lab FileID:** C0129253.D
Project: NASA-LC 34

49		Methylcyclohexane	40.000	40.232	-0.6	139	0.00	10.74
50		Dibromomethane	40.000	39.852	0.4	139	0.00	11.22
51	C	1,2-Dichloropropane	40.000	39.782	0.5	139	0.00	11.32
52		Bromodichloromethane	40.000	38.780	3.0	136	0.00	11.39
53		Methyl methacrylate	40.000	44.983	-12.5	156	0.00	11.53
54		2-Chloroethyl vinyl ether	200.000	189.616	5.2	132	0.00	11.93
			AvgRF	CCRF	%Dev			
55		cis-1,3-Dichloropropene	0.405	0.423	-4.4	142	0.00	11.99
56	I	Chlorobenzene-d5	1.000	1.000	0.0	139	0.00	13.44
57	S	Toluene-d8	1.435	1.421	1.0	138	0.00	12.16
58	C	Toluene	1.335	1.353	-1.3	135	0.00	12.20
			Amount	Calc.	%Drift			
59		2-Nitropropane	200.000	219.086	-9.5	151	0.00	12.41
			AvgRF	CCRF	%Dev			
60		4-Methyl-2-pentanone	0.577	0.644	-11.6	162	0.00	12.52
61		trans-1,3-Dichloropropene	0.529	0.545	-3.0	146	0.00	12.57
62		Tetrachloroethene	0.320	0.322	-0.6	143	0.00	12.54
			Amount	Calc.	%Drift			
63		Ethyl methacrylate	40.000	43.900	-9.7	152	0.00	12.67
			AvgRF	CCRF	%Dev			
64		1,1,2-Trichloroethane	0.255	0.261	-2.4	136	0.00	12.70
65		Dibromochloromethane	0.323	0.327	-1.2	134	0.00	12.86
66		1,3-Dichloropropane	0.561	0.573	-2.1	145	0.00	12.92
67		1,2-Dibromoethane	0.313	0.318	-1.6	138	0.00	13.05
			Amount	Calc.	%Drift			
68		2-hexanone	200.000	222.953	-11.5	150	0.00	13.19
			AvgRF	CCRF	%Dev			
69		1-Chlorohexane	0.451	0.462	-2.4	140	0.00	13.41
70	C	Ethylbenzene	1.546	1.558	-0.8	136	0.00	13.45
71	P	Chlorobenzene	0.830	0.827	0.4	134	0.00	13.45
72		1,1,1,2-Tetrachloroethane	0.303	0.306	-1.0	138	0.00	13.50
73		m,p-Xylene	1.191	1.190	0.1	137	0.00	13.56
74		o-Xylene	1.227	1.226	0.1	134	0.00	13.88
75		Styrene	0.938	0.959	-2.2	135	0.00	13.92
76	P	Bromoform	0.238	0.238	0.0	137	0.00	13.97
77		Isopropylbenzene	1.391	1.387	0.3	137	0.00	14.10
78	I	1,4-Dichlorobenzene-d4	1.000	1.000	0.0	144	0.00	15.10
79	S	4-Bromofluorobenzene	0.778	0.770	1.0	141	0.00	14.32
			Amount	Calc.	%Drift			
80		cis-1,4-Dichloro-2-butene	40.000	40.542	-1.4	142	0.00	14.35
			AvgRF	CCRF	%Dev			
81		n-Propylbenzene	3.494	3.515	-0.6	136	0.00	14.39
82		Bromobenzene	0.683	0.673	1.5	134	0.00	14.42
83	P	1,1,2,2-Tetrachloroethane	0.902	0.931	-3.2	139	0.00	14.45
84		1,3,5-Trimethylbenzene	2.340	2.318	0.9	135	0.00	14.51
85		2-Chlorotoluene	2.308	2.320	-0.5	138	0.00	14.52
			Amount	Calc.	%Drift			
86		trans-1,4-Dichloro-2-Bute	40.000	40.542	-1.4	142	0.00	14.35

Continuing Calibration Summary

Job Number: FA60039
Account: TTNASA Tetra Tech NUS
Project: NASA-LC 34

Sample: VC5130-CC5121
Lab FileID: C0129253.D

		AvgRF	CCRF	%Dev			
87	1,2,3-Trichloropropane	0.282	0.291	-3.2	145	0.00	14.56
88	Cyclohexanone	0.049	0.053	-8.2	153	0.00	14.61
89	4-Chlorotoluene	2.127	2.106	1.0	137	0.00	14.64
90	tert-Butylbenzene	1.420	1.379	2.9	134	0.00	14.74
91	a-Methyl styrene		----------NA----------				
92	1,2,4-Trimethylbenzene	2.401	2.356	1.9	135	0.00	14.79
93	Pentachloroethane	0.392	0.407	-3.8	141	0.00	14.79
94	sec-Butylbenzene	2.760	2.747	0.5	139	0.00	14.87
95	4-Isopropyltoluene	2.324	2.256	2.9	135	0.00	14.94
96	1,3-Dichlorobenzene	1.271	1.265	0.5	137	0.00	15.05

		Amount	Calc.	%Drift			
97	1,4-Dichlorobenzene	40.000	38.018	5.0	134	0.00	15.11

		AvgRF	CCRF	%Dev			
98	n-Butylbenzene	1.276	1.303	-2.1	138	0.00	15.24

		Amount	Calc.	%Drift			
99	Benzyl Chloride	40.000	40.373	-0.9	147	0.00	15.27

		AvgRF	CCRF	%Dev			
100	1,2-Dichlorobenzene	1.221	1.202	1.6	134	0.00	15.41

		Amount	Calc.	%Drift			
101	1,2-Dibromo-3-Chloropropa	40.000	40.344	-0.9	142	0.00	15.94
102	Hexachlorobutadiene	40.000	39.429	1.4	134	0.00	16.34
103	1,2,4-Trichlorobenzene	40.000	38.041	4.9	133	0.00	16.39

		AvgRF	CCRF	%Dev			
104	Naphthalene	2.596	2.614	-0.7	139	0.00	16.64

		Amount	Calc.	%Drift			
105	1,2,3-Trichlorobenzene	40.000	37.669	5.8	133	0.00	16.78

			AvgRF	CCRF	%Dev			
106	I	Tert Butyl Alcohol-d10	1.000	1.000	0.0	140	0.01	6.91
107		Ethanol	0.114	0.123	-7.9	148	-0.01	5.35

		Amount	Calc.	%Drift			
108	Acrolein	200.000	207.835	-3.9	146	0.00	5.88
109	Tert Butyl Alcohol	400.000	395.000	1.3	138	0.00	7.04
110	Isobutyl alcohol	800.000	911.812	-14.0	163	0.00	10.36
111	Tert Amyl Alcohol	400.000	431.428	-7.9	153	0.00	10.47
112	1,4-Dioxane	800.000	832.766	-4.1	155	0.00	11.59

		AvgRF	CCRF	%Dev			
113	3,3-dimethyl-1-butanol	1.074	1.130	-5.2	147	0.00	13.17

(#) = Out of Range SPCC's out = 0 CCC's out = 0
C0129093.D RTXVMS121118.M Tue Dec 18 09:22:44 2018

Continuing Calibration Summary

Job Number: FA60039
Account: TTNASA Tetra Tech NUS
Project: NASA-LC 34

Sample: VC5130-ECC5121
Lab FileID: C0129277.D

Evaluate Continuing Calibration Report

Data File : C:\msdchem\2\DATA\121718\C0129277.D Vial: 27
Acq On : 17 Dec 2018 8:37 pm Operator: SHANICAO
Sample : ECC5121-5 Inst : MSVOA5
Misc : MS42125,VC5130,,,,, Multiplr: 1.00
MS Integration Params: med.p

Method : C:\msdchem\2\METHODS\RTXVMS121118.M (RTE Integrator)
Title : SW-846 Method 5035A/8260B
Last Update : Wed Dec 12 08:14:44 2018
Response via : Multiple Level Calibration

Min. RRF : 0.000 Min. Rel. Area : 50% Max. R.T. Dev 0.50min
Max. RRF Dev : 50% Max. Rel. Area : 200%

	Compound	AvgRF	CCRF	%Dev	Area%	Dev(min)	R.T.
1 I	Fluorobenzene	1.000	1.000	0.0	143	0.00	10.56
		Amount	Calc.	%Drift			
2	Dichlorodifluoromethane	40.000	45.600	-14.0	166	0.02	2.89
3 P	Chloromethane	40.000	38.242	4.4	135	0.02	3.24
4	1,3-butadiene	40.000	65.215	-63.0#	232	0.00	3.39
		AvgRF	CCRF	%Dev			
5 C	Vinyl Chloride	0.278	0.308	-10.8	159	0.00	3.37
6	Bromomethane	0.065	0.032	50.8#	69	0.01	3.93
		Amount	Calc.	%Drift			
7	Chloroethane	40.000	49.400	-23.5	175	0.00	4.14
8	Trichlorofluoromethane	40.000	39.643	0.9	143	0.00	4.36
		AvgRF	CCRF	%Dev			
9	Ethyl Ether	0.227	0.243	-7.0	154	0.01	4.97
10	1,2-Dichlorotrifluoroetha	0.242	0.270	-11.6	154	0.00	5.30
11 C	1,1-Dichloroethene	0.345	0.392	-13.6	155	0.00	5.27
12	Freon 113	0.194	0.219	-12.9	148	0.00	5.34
		Amount	Calc.	%Drift			
13	Carbon Disulfide	40.000	43.941	-9.9	151	0.00	5.30
14	Iodomethane	40.000	20.101	49.7	69	0.00	5.51
15	Allyl chloride	40.000	45.218	-13.0	156	0.00	6.10
16	Methylene Chloride	40.000	41.879	-4.7	144	0.00	6.29
		AvgRF	CCRF	%Dev			
17	Acetone	0.121	0.132	-9.1	153	0.00	6.42
		Amount	Calc.	%Drift			
18	Methyl acetate	200.000	206.751	-3.4	150	0.00	6.63
		AvgRF	CCRF	%Dev			
19	trans-1,2-Dichloroethene	0.337	0.368	-9.2	145	0.00	6.58
		Amount	Calc.	%Drift			
20	Hexane	40.000	44.676	-11.7	146	0.00	6.72
		AvgRF	CCRF	%Dev			
21	Methyl Tert Butyl Ether	0.767	0.820	-6.9	147	0.00	6.79

Continuing Calibration Summary

Job Number: FA60039
Account: TTNASA Tetra Tech NUS
Project: NASA-LC 34

Sample: VC5130-ECC5121
Lab FileID: C0129277.D

			Amount	Calc.	%Drift			
22		Acetonitrile	400.000	458.053	-14.5	157	0.00	7.24
			AvgRF	CCRF	%Dev			
23		Di-isopropyl ether	0.975	1.051	-7.8	146	0.00	7.49
			Amount	Calc.	%Drift			
24		Chloroprene	40.000	39.839	0.4	137	0.00	7.65
			AvgRF	CCRF	%Dev			
25	P	1,1-Dichloroethane	0.421	0.459	-9.0	146	0.00	7.70
			Amount	Calc.	%Drift			
26		Acrylonitrile	200.000	215.176	-7.6	146	0.00	7.80
			AvgRF	CCRF	%Dev			
27		ETBE	0.914	0.982	-7.4	145	0.00	8.15
28		Vinyl acetate	0.710	0.770	-8.5	144	0.00	8.19
29		cis-1,2-Dichloroethene	0.220	0.235	-6.8	144	0.00	8.72
30		2,2-Dichloropropane	0.373	0.365	2.1	135	0.00	8.91
			Amount	Calc.	%Drift			
31		Bromochloromethane	40.000	41.492	-3.7	144	0.00	9.08
			AvgRF	CCRF	%Dev			
32		Cyclohexane	0.462	0.521	-12.8	156	0.00	9.06
33	C	Chloroform	0.398	0.421	-5.8	147	0.00	9.22
34		Ethyl acetate	0.387	0.426	-10.1	152	0.00	9.41
			Amount	Calc.	%Drift			
35		Tetrahydrofuran	40.000	42.567	-6.4	152	0.00	9.46
			AvgRF	CCRF	%Dev			
36	S	Dibromofluoromethane	0.240	0.239	0.4	143	0.00	9.50
37		Carbon Tetrachloride	0.305	0.315	-3.3	144	0.00	9.41
38		1,1,1-Trichloroethane	0.373	0.396	-6.2	147	0.00	9.52
39		2-Butanone	0.201	0.218	-8.5	150	0.00	9.68
40		1,1-Dichloropropene	0.321	0.344	-7.2	149	0.00	9.70
			Amount	Calc.	%Drift			
41		tert-Butyl formate	400.000	425.946	-6.5	149	0.00	9.86
			AvgRF	CCRF	%Dev			
42		Propionitrile	0.060	0.065	-8.3	154	0.00	10.08
			Amount	Calc.	%Drift			
43		Methacrylonitrile	400.000	436.052	-9.0	154	0.00	10.11
			AvgRF	CCRF	%Dev			
44		Benzene	0.901	0.938	-4.1	145	0.00	10.04
			Amount	Calc.	%Drift			
45		TAME	40.000	40.143	-0.4	145	0.00	10.19
			AvgRF	CCRF	%Dev			
46	S	1,2-Dichloroethane-d4	0.316	0.319	-0.9	145	0.00	10.22
47		1,2-Dichloroethane	0.356	0.371	-4.2	147	0.00	10.31
48		Trichloroethene	0.233	0.244	-4.7	143	0.00	10.76
			Amount	Calc.	%Drift			

Continuing Calibration Summary

Job Number: FA60039 **Sample:** VC5130-ECC5121
Account: TTNASA Tetra Tech NUS **Lab FileID:** C0129277.D
Project: NASA-LC 34

49		Methylcyclohexane	40.000	41.143	-2.9	147	0.00	10.74
50		Dibromomethane	40.000	41.049	-2.6	148	0.00	11.22
51	C	1,2-Dichloropropane	40.000	40.360	-0.9	146	0.00	11.32
52		Bromodichloromethane	40.000	40.042	-0.1	146	0.00	11.39
53		Methyl methacrylate	40.000	44.175	-10.4	158	0.00	11.53
54		2-Chloroethyl vinyl ether	200.000	172.492	13.8	125	0.00	11.93
			AvgRF	CCRF	%Dev			
55		cis-1,3-Dichloropropene	0.405	0.420	-3.7	146	0.00	11.99
56	I	Chlorobenzene-d5	1.000	1.000	0.0	147	0.00	13.44
57	S	Toluene-d8	1.435	1.405	2.1	143	0.00	12.16
58	C	Toluene	1.335	1.357	-1.6	142	0.00	12.20
			Amount	Calc.	%Drift			
59		2-Nitropropane	200.000	208.541	-4.3	151	0.00	12.41
			AvgRF	CCRF	%Dev			
60		4-Methyl-2-pentanone	0.577	0.596	-3.3	157	0.00	12.52
61		trans-1,3-Dichloropropene	0.529	0.520	1.7	147	0.00	12.57
62		Tetrachloroethene	0.320	0.334	-4.4	156	0.00	12.54
			Amount	Calc.	%Drift			
63		Ethyl methacrylate	40.000	42.713	-6.8	156	0.00	12.67
			AvgRF	CCRF	%Dev			
64		1,1,2-Trichloroethane	0.255	0.260	-2.0	143	0.00	12.70
65		Dibromochloromethane	0.323	0.322	0.3	139	0.00	12.86
66		1,3-Dichloropropane	0.561	0.581	-3.6	155	0.00	12.92
67		1,2-Dibromoethane	0.313	0.324	-3.5	148	0.00	13.05
			Amount	Calc.	%Drift			
68		2-hexanone	200.000	212.497	-6.2	151	0.00	13.19
			AvgRF	CCRF	%Dev			
69		1-Chlorohexane	0.451	0.453	-0.4	144	0.00	13.41
70	C	Ethylbenzene	1.546	1.534	0.8	140	0.00	13.45
71	P	Chlorobenzene	0.830	0.813	2.0	139	0.00	13.45
72		1,1,1,2-Tetrachloroethane	0.303	0.304	-0.3	144	0.00	13.50
73		m,p-Xylene	1.191	1.188	0.3	144	0.00	13.56
74		o-Xylene	1.227	1.244	-1.4	143	0.00	13.88
75		Styrene	0.938	0.954	-1.7	141	0.00	13.92
76	P	Bromoform	0.238	0.227	4.6	138	0.00	13.97
77		Isopropylbenzene	1.391	1.385	0.4	144	0.00	14.10
78	I	1,4-Dichlorobenzene-d4	1.000	1.000	0.0	152	0.00	15.10
79	S	4-Bromofluorobenzene	0.778	0.789	-1.4	152	0.00	14.32
			Amount	Calc.	%Drift			
80		cis-1,4-Dichloro-2-butene	40.000	22.871	42.8	84	0.00	14.35
			AvgRF	CCRF	%Dev			
81		n-Propylbenzene	3.494	3.450	1.3	141	0.00	14.39
82		Bromobenzene	0.683	0.672	1.6	141	0.00	14.41
83	P	1,1,2,2-Tetrachloroethane	0.902	0.923	-2.3	146	0.00	14.45
84		1,3,5-Trimethylbenzene	2.340	2.270	3.0	140	0.00	14.51
85		2-Chlorotoluene	2.308	2.285	1.0	143	0.00	14.52
			Amount	Calc.	%Drift			
86		trans-1,4-Dichloro-2-Bute	40.000	22.871	42.8	84	0.00	14.35

Continuing Calibration Summary

Job Number: FA60039
Account: TTNASA Tetra Tech NUS
Project: NASA-LC 34

Sample: VC5130-ECC5121
Lab FileID: C0129277.D

		AvgRF	CCRF	%Dev			
87	1,2,3-Trichloropropane	0.282	0.291	-3.2	153	0.00	14.56
88	Cyclohexanone	0.049	0.050	-2.0	154	0.00	14.61
89	4-Chlorotoluene	2.127	2.095	1.5	144	0.00	14.64
90	tert-Butylbenzene	1.420	1.374	3.2	141	0.00	14.74
91	a-Methyl styrene		----------NA----------				
92	1,2,4-Trimethylbenzene	2.401	2.367	1.4	143	0.00	14.79
93	Pentachloroethane	0.392	0.364	7.1	133	0.00	14.79
94	sec-Butylbenzene	2.760	2.721	1.4	146	0.00	14.87
95	4-Isopropyltoluene	2.324	2.255	3.0	142	0.00	14.95
96	1,3-Dichlorobenzene	1.271	1.255	1.3	143	0.00	15.05

		Amount	Calc.	%Drift			
97	1,4-Dichlorobenzene	40.000	38.563	3.6	143	0.00	15.11

		AvgRF	CCRF	%Dev			
98	n-Butylbenzene	1.276	1.253	1.8	140	0.00	15.24

		Amount	Calc.	%Drift			
99	Benzyl Chloride	40.000	32.354	19.1	124	0.00	15.27

		AvgRF	CCRF	%Dev			
100	1,2-Dichlorobenzene	1.221	1.195	2.1	141	0.00	15.41

		Amount	Calc.	%Drift			
101	1,2-Dibromo-3-Chloropropa	40.000	38.895	2.8	145	0.00	15.94
102	Hexachlorobutadiene	40.000	36.783	8.0	131	0.00	16.34
103	1,2,4-Trichlorobenzene	40.000	37.218	7.0	138	0.00	16.39

		AvgRF	CCRF	%Dev			
104	Naphthalene	2.596	2.519	3.0	142	0.00	16.64

		Amount	Calc.	%Drift			
105	1,2,3-Trichlorobenzene	40.000	37.079	7.3	138	0.00	16.78

		AvgRF	CCRF	%Dev			
106 I	Tert Butyl Alcohol-d10	1.000	1.000	0.0	157	0.00	6.90
107	Ethanol	0.114	0.123	-7.9	167	-0.03	5.33

		Amount	Calc.	%Drift			
108	Acrolein	200.000	195.562	2.2	155	0.00	5.89
109	Tert Butyl Alcohol	400.000	382.346	4.4	149	0.01	7.04
110	Isobutyl alcohol	800.000	799.151	0.1	159	0.00	10.36
111	Tert Amyl Alcohol	400.000	393.015	1.7	155	0.00	10.47
112	1,4-Dioxane	800.000	732.505	8.4	154	0.00	11.59

		AvgRF	CCRF	%Dev			
113	3,3-dimethyl-1-butanol	1.074	1.018	5.2	149	0.00	13.17

(#) = Out of Range SPCC's out = 0 CCC's out = 0
C0129093.D RTXVMS121118.M Tue Dec 18 09:23:10 2018

Continuing Calibration Summary

Job Number: FA60039
Account: TTNASA Tetra Tech NUS
Project: NASA-LC 34

Sample: VC5132-CC5121
Lab FileID: C0129303.D

Evaluate Continuing Calibration Report

Data File : C:\msdchem\1\data\Je...018\vc5132\C0129303.D Vial: 3
Acq On : 18 Dec 2018 9:06 am Operator: SHANICAO
Sample : CC5121-5 Inst : MSVOA5
Misc : MS42146,VC5132,,,,, Multiplr: 1.00
MS Integration Params: med.p

Method : C:\msdchem\1\methods\RTXVMS121118.M (RTE Integrator)
Title : SW-846 Method 5035A/8260B
Last Update : Wed Dec 12 08:14:44 2018
Response via : Multiple Level Calibration

Min. RRF : 0.000 Min. Rel. Area : 50% Max. R.T. Dev 0.50min
Max. RRF Dev : 20% Max. Rel. Area : 200%

	Compound	AvgRF	CCRF	%Dev	Area%	Dev(min)	R.T.
1 I	Fluorobenzene	1.000	1.000	0.0	143	0.00	10.56
		True	Calc.	% Drift			
2	Dichlorodifluoromethane	40.000	45.276	-13.2	165	0.00	2.87
3 P	Chloromethane	40.000	36.772	8.1	130	0.00	3.23
4	1,3-butadiene	40.000	62.017	-55.0#	221	0.01	3.40
		AvgRF	CCRF	% Dev			
5 C	Vinyl Chloride	0.278	0.280	-0.7	144	0.00	3.37
6	Bromomethane	0.065	0.046	29.2#	100	0.01	3.93
		True	Calc.	% Drift			
7	Chloroethane	40.000	48.210	-20.5#	171	0.00	4.14
8	Trichlorofluoromethane	40.000	38.305	4.2	139	0.00	4.37
		AvgRF	CCRF	% Dev			
9	Ethyl Ether	0.227	0.231	-1.8	147	0.00	4.96
10	1,2-Dichlorotrifluoroetha	0.242	0.245	-1.2	140	0.00	5.29
11 C	1,1-Dichloroethene	0.345	0.358	-3.8	142	0.00	5.27
12	Freon 113	0.194	0.205	-5.7	139	0.00	5.34
		True	Calc.	% Drift			
13	Carbon Disulfide	40.000	40.783	-2.0	140	0.00	5.30
14	Iodomethane	40.000	26.878	32.8#	93	-0.01	5.50
15	Allyl chloride	40.000	41.992	-5.0	146	0.00	6.10
16	Methylene Chloride	40.000	38.370	4.1	132	0.00	6.30
		AvgRF	CCRF	% Dev			
17	Acetone	0.121	0.127	-5.0	148	0.00	6.42
		True	Calc.	% Drift			
18	Methyl acetate	200.000	225.735	-12.9	165	0.00	6.63
		AvgRF	CCRF	% Dev			
19	trans-1,2-Dichloroethene	0.337	0.331	1.8	131	0.00	6.59
		True	Calc.	% Drift			
20	Hexane	40.000	39.086	2.3	134	0.00	6.71
		AvgRF	CCRF	% Dev			
21	Methyl Tert Butyl Ether	0.767	0.765	0.3	138	0.00	6.79

Continuing Calibration Summary

Job Number: FA60039
Account: TTNASA Tetra Tech NUS
Project: NASA-LC 34

Sample: VC5132-CC5121
Lab FileID: C0129303.D

			True	Calc.	% Drift			
22		Acetonitrile	400.000	444.632	-11.2	153	0.00	7.24
			AvgRF	CCRF	% Dev			
23		Di-isopropyl ether	0.975	0.959	1.6	134	0.00	7.49
			True	Calc.	% Drift			
24		Chloroprene	40.000	37.067	7.3	128	0.00	7.65
			AvgRF	CCRF	% Dev			
25	P	1,1-Dichloroethane	0.421	0.416	1.2	133	0.00	7.69
			True	Calc.	% Drift			
26		Acrylonitrile	200.000	208.476	-4.2	141	0.00	7.80
			AvgRF	CCRF	% Dev			
27		ETBE	0.914	0.913	0.1	135	0.00	8.16
28		Vinyl acetate	0.710	0.723	-1.8	136	0.00	8.18
29		cis-1,2-Dichloroethene	0.220	0.222	-0.9	136	0.00	8.71
30		2,2-Dichloropropane	0.373	0.370	0.8	137	0.00	8.90
			True	Calc.	% Drift			
31		Bromochloromethane	40.000	38.923	2.7	136	0.00	9.07
			AvgRF	CCRF	% Dev			
32		Cyclohexane	0.462	0.462	0.0	139	0.00	9.06
33	C	Chloroform	0.398	0.393	1.3	137	0.00	9.21
34		Ethyl acetate	0.387	0.420	-8.5	150	0.00	9.41
			True	Calc.	% Drift			
35		Tetrahydrofuran	40.000	42.529	-6.3	152	0.00	9.46
			AvgRF	CCRF	% Dev			
36	S	Dibromofluoromethane	0.240	0.227	5.4	136	0.00	9.50
37		Carbon Tetrachloride	0.305	0.296	3.0	135	0.00	9.41
38		1,1,1-Trichloroethane	0.373	0.371	0.5	138	0.00	9.51
39		2-Butanone	0.201	0.223	-10.9	154	0.00	9.68
40		1,1-Dichloropropene	0.321	0.323	-0.6	140	0.00	9.70
			True	Calc.	% Drift			
41		tert-Butyl formate	400.000	416.123	-4.0	146	0.00	9.86
			AvgRF	CCRF	% Dev			
42		Propionitrile	0.060	0.069	-15.0	163	0.00	10.08
			True	Calc.	% Drift			
43		Methacrylonitrile	400.000	441.441	-10.4	156	0.00	10.11
			AvgRF	CCRF	% Dev			
44		Benzene	0.901	0.909	-0.9	141	0.00	10.04
			True	Calc.	% Drift			
45		TAME	40.000	40.095	-0.2	145	0.00	10.19
			AvgRF	CCRF	% Dev			
46	S	1,2-Dichloroethane-d4	0.316	0.316	0.0	144	0.00	10.22
47		1,2-Dichloroethane	0.356	0.372	-4.5	148	0.00	10.31
48		Trichloroethene	0.233	0.242	-3.9	143	0.00	10.76
			True	Calc.	% Drift			

Continuing Calibration Summary

Job Number: FA60039
Account: TTNASA Tetra Tech NUS
Project: NASA-LC 34

Sample: VC5132-CC5121
Lab FileID: C0129303.D

49		Methylcyclohexane	40.000	38.848	2.9	139	0.00	10.74
50		Dibromomethane	40.000	40.619	-1.5	147	0.00	11.22
51	C	1,2-Dichloropropane	40.000	40.633	-1.6	148	0.00	11.32
52		Bromodichloromethane	40.000	39.733	0.7	145	0.00	11.39
53		Methyl methacrylate	40.000	45.696	-14.2	164	0.00	11.53
54		2-Chloroethyl vinyl ether	200.000	171.264	14.4	125	0.00	11.93
			AvgRF	CCRF	% Dev			
55		cis-1,3-Dichloropropene	0.405	0.422	-4.2	147	0.00	11.99
56	I	Chlorobenzene-d5	1.000	1.000	0.0	145	0.00	13.44
57	S	Toluene-d8	1.435	1.421	1.0	143	0.00	12.15
58	C	Toluene	1.335	1.383	-3.6	143	0.00	12.20
			True	Calc.	% Drift			
59		2-Nitropropane	200.000	224.937	-12.5	161	0.00	12.41
			AvgRF	CCRF	% Dev			
60		4-Methyl-2-pentanone	0.577	0.637	-10.4	166	0.00	12.52
61		trans-1,3-Dichloropropene	0.529	0.543	-2.6	151	0.00	12.57
62		Tetrachloroethene	0.320	0.311	2.8	143	0.00	12.54
			True	Calc.	% Drift			
63		Ethyl methacrylate	40.000	45.076	-12.7	163	0.00	12.67
			AvgRF	CCRF	% Dev			
64		1,1,2-Trichloroethane	0.255	0.263	-3.1	143	0.00	12.70
65		Dibromochloromethane	0.323	0.325	-0.6	138	0.00	12.86
66		1,3-Dichloropropane	0.561	0.581	-3.6	153	0.00	12.92
67		1,2-Dibromoethane	0.313	0.329	-5.1	148	0.00	13.05
			True	Calc.	% Drift			
68		2-hexanone	200.000	222.713	-11.4	156	0.00	13.19
			AvgRF	CCRF	% Dev			
69		1-Chlorohexane	0.451	0.450	0.2	141	0.00	13.41
70	C	Ethylbenzene	1.546	1.538	0.5	139	0.00	13.45
71	P	Chlorobenzene	0.830	0.830	0.0	140	0.00	13.45
72		1,1,1,2-Tetrachloroethane	0.303	0.306	-1.0	143	0.00	13.50
73		m,p-Xylene	1.191	1.183	0.7	142	0.00	13.56
74		o-Xylene	1.227	1.238	-0.9	141	0.00	13.88
75		Styrene	0.938	0.951	-1.4	139	0.00	13.92
76	P	Bromoform	0.238	0.239	-0.4	143	0.00	13.97
77		Isopropylbenzene	1.391	1.350	2.9	139	0.00	14.10
78	I	1,4-Dichlorobenzene-d4	1.000	1.000	0.0	148	0.00	15.10
79	S	4-Bromofluorobenzene	0.778	0.784	-0.8	148	0.00	14.32
			True	Calc.	% Drift			
80		cis-1,4-Dichloro-2-butene	40.000	22.844	42.9#	82	0.00	14.35
			AvgRF	CCRF	% Dev			
81		n-Propylbenzene	3.494	3.420	2.1	136	0.00	14.39
82		Bromobenzene	0.683	0.678	0.7	139	0.00	14.42
83	P	1,1,2,2-Tetrachloroethane	0.902	0.945	-4.8	146	0.00	14.45
84		1,3,5-Trimethylbenzene	2.340	2.255	3.6	136	0.00	14.51
85		2-Chlorotoluene	2.308	2.295	0.6	141	0.00	14.52
			True	Calc.	% Drift			
86		trans-1,4-Dichloro-2-Bute	40.000	22.844	42.9#	82	0.00	14.35

Continuing Calibration Summary

Job Number: FA60039
Account: TTNASA Tetra Tech NUS
Project: NASA-LC 34

Sample: VC5132-CC5121
Lab FileID: C0129303.D

		AvgRF	CCRF	% Dev			
87	1,2,3-Trichloropropane	0.282	0.298	-5.7	153	0.00	14.56
88	Cyclohexanone	0.049	0.057	-16.3	169	0.00	14.61
89	4-Chlorotoluene	2.127	2.120	0.3	142	0.00	14.64
90	tert-Butylbenzene	1.420	1.355	4.6	136	0.00	14.74
91	a-Methyl styrene	0.000	0.000	0.0	0#	0.01	14.87
92	1,2,4-Trimethylbenzene	2.401	2.321	3.3	137	0.00	14.79
93	Pentachloroethane	0.392	0.399	-1.8	143	0.00	14.79
94	sec-Butylbenzene	2.760	2.647	4.1	138	0.00	14.87
95	4-Isopropyltoluene	2.324	2.177	6.3	134	0.00	14.94
96	1,3-Dichlorobenzene	1.271	1.232	3.1	137	0.00	15.05

		True	Calc.	% Drift			
97	1,4-Dichlorobenzene	40.000	38.220	4.5	139	0.00	15.11

		AvgRF	CCRF	% Dev			
98	n-Butylbenzene	1.276	1.264	0.9	138	0.00	15.24

		True	Calc.	% Drift			
99	Benzyl Chloride	40.000	41.158	-2.9	154	0.00	15.27

		AvgRF	CCRF	% Dev			
100	1,2-Dichlorobenzene	1.221	1.195	2.1	138	0.00	15.41

		True	Calc.	% Drift			
101	1,2-Dibromo-3-Chloropropa	40.000	41.678	-4.2	152	0.00	15.94
102	Hexachlorobutadiene	40.000	36.172	9.6	126	0.00	16.34
103	1,2,4-Trichlorobenzene	40.000	36.532	8.7	132	0.00	16.39

		AvgRF	CCRF	% Dev			
104	Naphthalene	2.596	2.562	1.3	141	0.00	16.64

		True	Calc.	% Drift			
105	1,2,3-Trichlorobenzene	40.000	36.818	8.0	134	0.00	16.78

		AvgRF	CCRF	% Dev			
106 I	Tert Butyl Alcohol-d10	1.000	1.000	0.0	158	0.02	6.91
107	Ethanol	0.114	0.128	-12.3	173	0.00	5.36

		True	Calc.	% Drift			
108	Acrolein	200.000	189.991	5.0	151	0.00	5.88
109	Tert Butyl Alcohol	400.000	389.393	2.7	152	0.00	7.04
110	Isobutyl alcohol	800.000	875.541	-9.4	176	0.00	10.36
111	Tert Amyl Alcohol	400.000	425.433	-6.4	170	0.00	10.47
112	1,4-Dioxane	800.000	779.797	2.5	163	0.00	11.59

		AvgRF	CCRF	% Dev			
113	3,3-dimethyl-1-butanol	1.074	1.060	1.3	155	0.00	13.17

(#) = Out of Range SPCC's out = 0 CCC's out = 0
C0129093.D RTXVMS121118.M Thu Dec 20 00:57:12 2018

Continuing Calibration Summary

Job Number: FA60039
Account: TTNASA Tetra Tech NUS
Project: NASA-LC 34

Sample: VC5132-ECC5121
Lab FileID: C0129325.D

Evaluate Continuing Calibration Report

Data File : C:\msdchem\1\data\Je...018\vc5132\C0129325.D Vial: 25
Acq On : 18 Dec 2018 6:52 pm Operator: SHANICAO
Sample : ECC5121-5 Inst : MSVOA5
Misc : MS42160,VC5132,,,,, Multiplr: 1.00
MS Integration Params: med.p

Method : C:\msdchem\1\methods\RTXVMS121118.M (RTE Integrator)
Title : SW-846 Method 5035A/8260B
Last Update : Wed Dec 12 08:14:44 2018
Response via : Multiple Level Calibration

Min. RRF : 0.000 Min. Rel. Area : 50% Max. R.T. Dev 0.50min
Max. RRF Dev : 50% Max. Rel. Area : 200%

	Compound	AvgRF	CCRF	%Dev	Area%	Dev(min)	R.T.
1 I	Fluorobenzene	1.000	1.000	0.0	146	0.00	10.56
		True	Calc.	% Drift			
2	Dichlorodifluoromethane	40.000	42.313	-5.8	158	0.01	2.88
3 P	Chloromethane	40.000	43.783	-9.5	157	0.02	3.25
4	1,3-butadiene	40.000	51.183	-28.0	187	0.00	3.39
		AvgRF	CCRF	% Dev			
5 C	Vinyl Chloride	0.278	0.277	0.4	146	0.00	3.37
6	Bromomethane	0.065	0.061	6.2	135	0.02	3.93
		True	Calc.	% Drift			
7	Chloroethane	40.000	48.295	-20.7	175	0.00	4.14
8	Trichlorofluoromethane	40.000	38.426	3.9	142	0.00	4.36
		AvgRF	CCRF	% Dev			
9	Ethyl Ether	0.227	0.209	7.9	136	0.00	4.96
10	1,2-Dichlorotrifluoroetha	0.242	0.256	-5.8	150	0.00	5.30
11 C	1,1-Dichloroethene	0.345	0.372	-7.8	150	0.01	5.27
12	Freon 113	0.194	0.207	-6.7	143	0.00	5.34
		True	Calc.	% Drift			
13	Carbon Disulfide	40.000	41.988	-5.0	148	0.00	5.30
14	Iodomethane	40.000	32.014	20.0	113	0.00	5.51
15	Allyl chloride	40.000	45.182	-13.0	159	0.00	6.10
16	Methylene Chloride	40.000	40.849	-2.1	144	0.00	6.30
		AvgRF	CCRF	% Dev			
17	Acetone	0.121	0.127	-5.0	151	0.00	6.41
		True	Calc.	% Drift			
18	Methyl acetate	200.000	196.824	1.6	146	0.00	6.63
		AvgRF	CCRF	% Dev			
19	trans-1,2-Dichloroethene	0.337	0.350	-3.9	142	0.00	6.58
		True	Calc.	% Drift			
20	Hexane	40.000	38.787	3.0	135	0.00	6.72
		AvgRF	CCRF	% Dev			
21	Methyl Tert Butyl Ether	0.767	0.792	-3.3	146	0.00	6.79

Continuing Calibration Summary

Job Number: FA60039
Account: TTNASA Tetra Tech NUS
Project: NASA-LC 34

Sample: VC5132-ECC5121
Lab FileID: C0129325.D

			True	Calc.	% Drift			
22		Acetonitrile	400.000	454.591	-13.6	159	0.00	7.24
			AvgRF	CCRF	% Dev			
23		Di-isopropyl ether	0.975	1.009	-3.5	143	0.00	7.49
			True	Calc.	% Drift			
24		Chloroprene	40.000	39.883	0.3	140	0.00	7.65
			AvgRF	CCRF	% Dev			
25	P	1,1-Dichloroethane	0.421	0.443	-5.2	144	0.00	7.69
			True	Calc.	% Drift			
26		Acrylonitrile	200.000	214.566	-7.3	149	0.00	7.80
			AvgRF	CCRF	% Dev			
27		ETBE	0.914	0.961	-5.1	145	0.00	8.15
28		Vinyl acetate	0.710	0.772	-8.7	148	0.00	8.19
29		cis-1,2-Dichloroethene	0.220	0.230	-4.5	144	0.00	8.71
30		2,2-Dichloropropane	0.373	0.362	2.9	137	0.00	8.90
			True	Calc.	% Drift			
31		Bromochloromethane	40.000	39.152	2.1	139	0.00	9.09
			AvgRF	CCRF	% Dev			
32		Cyclohexane	0.462	0.477	-3.2	146	0.00	9.07
33	C	Chloroform	0.398	0.397	0.3	141	0.00	9.22
34		Ethyl acetate	0.387	0.424	-9.6	155	0.00	9.41
			True	Calc.	% Drift			
35		Tetrahydrofuran	40.000	41.136	-2.8	151	0.00	9.46
			AvgRF	CCRF	% Dev			
36	S	Dibromofluoromethane	0.240	0.240	0.0	147	0.00	9.50
37		Carbon Tetrachloride	0.305	0.309	-1.3	144	0.00	9.41
38		1,1,1-Trichloroethane	0.373	0.382	-2.4	145	0.01	9.52
39		2-Butanone	0.201	0.216	-7.5	152	0.00	9.68
40		1,1-Dichloropropene	0.321	0.325	-1.2	144	0.00	9.70
			True	Calc.	% Drift			
41		tert-Butyl formate	400.000	417.299	-4.3	150	0.00	9.86
			AvgRF	CCRF	% Dev			
42		Propionitrile	0.060	0.064	-6.7	154	0.00	10.08
			True	Calc.	% Drift			
43		Methacrylonitrile	400.000	422.456	-5.6	153	0.00	10.11
			AvgRF	CCRF	% Dev			
44		Benzene	0.901	0.914	-1.4	145	0.00	10.04
			True	Calc.	% Drift			
45		TAME	40.000	39.405	1.5	145	0.00	10.19
			AvgRF	CCRF	% Dev			
46	S	1,2-Dichloroethane-d4	0.316	0.311	1.6	144	0.00	10.22
47		1,2-Dichloroethane	0.356	0.356	0.0	145	0.00	10.31
48		Trichloroethene	0.233	0.234	-0.4	141	0.00	10.76
			True	Calc.	% Drift			

Continuing Calibration Summary

Job Number: FA60039 **Sample:** VC5132-ECC5121
Account: TTNASA Tetra Tech NUS **Lab FileID:** C0129325.D
Project: NASA-LC 34

49		Methylcyclohexane	40.000	35.689	10.8	131	0.00	10.74
50		Dibromomethane	40.000	38.634	3.4	143	0.00	11.22
51	C	1,2-Dichloropropane	40.000	39.216	2.0	146	0.00	11.32
52		Bromodichloromethane	40.000	38.130	4.7	142	0.00	11.39
53		Methyl methacrylate	40.000	43.863	-9.7	161	0.00	11.53
54		2-Chloroethyl vinyl ether	200.000	159.366	20.3	119	0.00	11.93
			AvgRF	CCRF	% Dev			
55		cis-1,3-Dichloropropene	0.405	0.412	-1.7	147	0.00	11.99
56	I	Chlorobenzene-d5	1.000	1.000	0.0	148	0.00	13.44
57	S	Toluene-d8	1.435	1.402	2.3	145	0.00	12.16
58	C	Toluene	1.335	1.330	0.4	141	0.00	12.20
			True	Calc.	% Drift			
59		2-Nitropropane	200.000	200.685	-0.3	147	0.00	12.41
			AvgRF	CCRF	% Dev			
60		4-Methyl-2-pentanone	0.577	0.593	-2.8	158	0.00	12.52
61		trans-1,3-Dichloropropene	0.529	0.516	2.5	148	0.00	12.57
62		Tetrachloroethene	0.320	0.313	2.2	148	0.00	12.54
			True	Calc.	% Drift			
63		Ethyl methacrylate	40.000	42.451	-6.1	157	0.00	12.67
			AvgRF	CCRF	% Dev			
64		1,1,2-Trichloroethane	0.255	0.256	-0.4	142	0.00	12.70
65		Dibromochloromethane	0.323	0.312	3.4	136	0.00	12.86
66		1,3-Dichloropropane	0.561	0.562	-0.2	152	0.00	12.92
67		1,2-Dibromoethane	0.313	0.311	0.6	144	0.00	13.05
			True	Calc.	% Drift			
68		2-hexanone	200.000	201.227	-0.6	145	0.00	13.19
			AvgRF	CCRF	% Dev			
69		1-Chlorohexane	0.451	0.425	5.8	137	0.00	13.41
70	C	Ethylbenzene	1.546	1.480	4.3	137	0.00	13.45
71	P	Chlorobenzene	0.830	0.786	5.3	136	0.00	13.45
72		1,1,1,2-Tetrachloroethane	0.303	0.293	3.3	140	0.00	13.50
73		m,p-Xylene	1.191	1.124	5.6	138	0.00	13.56
74		o-Xylene	1.227	1.166	5.0	136	0.00	13.88
75		Styrene	0.938	0.906	3.4	136	0.00	13.92
76	P	Bromoform	0.238	0.226	5.0	139	0.00	13.97
77		Isopropylbenzene	1.391	1.278	8.1	135	0.00	14.10
78	I	1,4-Dichlorobenzene-d4	1.000	1.000	0.0	148	0.00	15.10
79	S	4-Bromofluorobenzene	0.778	0.781	-0.4	147	0.00	14.32
			True	Calc.	% Drift			
80		cis-1,4-Dichloro-2-butene	40.000	30.205	24.5	109	0.00	14.35
			AvgRF	CCRF	% Dev			
81		n-Propylbenzene	3.494	3.340	4.4	133	0.00	14.39
82		Bromobenzene	0.683	0.664	2.8	136	0.00	14.41
83	P	1,1,2,2-Tetrachloroethane	0.902	0.907	-0.6	140	0.00	14.45
84		1,3,5-Trimethylbenzene	2.340	2.158	7.8	130	0.00	14.51
85		2-Chlorotoluene	2.308	2.237	3.1	137	0.00	14.52
			True	Calc.	% Drift			
86		trans-1,4-Dichloro-2-Bute	40.000	30.205	24.5	109	0.00	14.35

Continuing Calibration Summary

Job Number: FA60039
Account: TTNASA Tetra Tech NUS
Project: NASA-LC 34

Sample: VC5132-ECC5121
Lab FileID: C0129325.D

		AvgRF	CCRF	% Dev			
87	1,2,3-Trichloropropane	0.282	0.282	0.0	145	0.00	14.56
88	Cyclohexanone	0.049	0.052	-6.1	156	0.00	14.61
89	4-Chlorotoluene	2.127	2.068	2.8	139	0.00	14.64
90	tert-Butylbenzene	1.420	1.289	9.2	129	0.00	14.74
91	a-Methyl styrene	0.000	0.000	0.0	0#	0.00	14.86
92	1,2,4-Trimethylbenzene	2.401	2.250	6.3	133	0.00	14.79
93	Pentachloroethane	0.392	0.383	2.3	137	0.00	14.79
94	sec-Butylbenzene	2.760	2.502	9.3	131	0.00	14.87
95	4-Isopropyltoluene	2.324	2.080	10.5	128	0.00	14.94
96	1,3-Dichlorobenzene	1.271	1.193	6.1	133	0.00	15.05

		True	Calc.	% Drift			
97	1,4-Dichlorobenzene	40.000	36.849	7.9	134	0.00	15.11

		AvgRF	CCRF	% Dev			
98	n-Butylbenzene	1.276	1.166	8.6	127	0.00	15.24

		True	Calc.	% Drift			
99	Benzyl Chloride	40.000	36.430	8.9	137	0.00	15.27

		AvgRF	CCRF	% Dev			
100	1,2-Dichlorobenzene	1.221	1.155	5.4	133	0.00	15.41

		True	Calc.	% Drift			
101	1,2-Dibromo-3-Chloropropa	40.000	38.477	3.8	140	0.00	15.94
102	Hexachlorobutadiene	40.000	35.313	11.7	123	0.00	16.34
103	1,2,4-Trichlorobenzene	40.000	33.871	15.3	122	0.00	16.39

		AvgRF	CCRF	% Dev			
104	Naphthalene	2.596	2.416	6.9	133	0.00	16.64

		True	Calc.	% Drift			
105	1,2,3-Trichlorobenzene	40.000	34.316	14.2	125	0.00	16.78

		AvgRF	CCRF	% Dev			
106 I	Tert Butyl Alcohol-d10	1.000	1.000	0.0	150	0.00	6.90
107	Ethanol	0.114	0.129	-13.2	167	-0.02	5.34

		True	Calc.	% Drift			
108	Acrolein	200.000	212.540	-6.3	160	0.00	5.88
109	Tert Butyl Alcohol	400.000	397.320	0.7	148	0.00	7.04
110	Isobutyl alcohol	800.000	805.587	-0.7	153	0.00	10.36
111	Tert Amyl Alcohol	400.000	392.840	1.8	148	0.00	10.47
112	1,4-Dioxane	800.000	751.977	6.0	150	0.00	11.59

		AvgRF	CCRF	% Dev			
113	3,3-dimethyl-1-butanol	1.074	1.011	5.9	141	0.00	13.17

(#) = Out of Range SPCC's out = 0 CCC's out = 0
C0129093.D RTXVMS121118.M Thu Dec 20 01:25:20 2018

Continuing Calibration Summary

Job Number: FA60039
Account: TTNASA Tetra Tech NUS
Project: NASA-LC 34

Sample: VC5135-CC5121
Lab FileID: C0129328.D

Evaluate Continuing Calibration Report

Data File : C:\msdchem\1\data\BO...-18\vc5135\C0129328.D Vial: 28
Acq On : 18 Dec 2018 8:12 pm Operator: SHANICAO
Sample : CC5121-5 Inst : MSVOA5
Misc : MS42131,VC5135,,,,, Multiplr: 1.00
MS Integration Params: med.p

Method : C:\msdchem\1\methods\RTXVMS121118.M (RTE Integrator)
Title : SW-846 Method 5035A/8260B
Last Update : Wed Dec 12 08:14:44 2018
Response via : Multiple Level Calibration

Min. RRF : 0.000 Min. Rel. Area : 50% Max. R.T. Dev 0.50min
Max. RRF Dev : 20% Max. Rel. Area : 200%

		Compound	AvgRF	CCRF	%Dev	Area%	Dev(min)	R.T.
1	I	Fluorobenzene	1.000	1.000	0.0	129	0.00	10.56
			True	Calc.	% Drift			
2		Dichlorodifluoromethane	40.000	51.200	-28.0#	167	0.00	2.87
3	P	Chloromethane	40.000	46.839	-17.1	148	0.02	3.24
4		1,3-butadiene	40.000	60.205	-50.5#	193	0.01	3.40
			AvgRF	CCRF	% Dev			
5	C	Vinyl Chloride	0.278	0.317	-14.0	147	0.00	3.36
6		Bromomethane	0.065	0.069	-6.2	134	0.01	3.93
			True	Calc.	% Drift			
7		Chloroethane	40.000	56.563	-41.4#	179	0.00	4.14
8		Trichlorofluoromethane	40.000	43.777	-9.4	141	0.00	4.36
			AvgRF	CCRF	% Dev			
9		Ethyl Ether	0.227	0.234	-3.1	134	0.01	4.97
10		1,2-Dichlorotrifluoroetha	0.242	0.254	-5.0	131	0.00	5.30
11	C	1,1-Dichloroethene	0.345	0.368	-6.7	131	0.00	5.27
12		Freon 113	0.194	0.202	-4.1	123	0.00	5.34
			True	Calc.	% Drift			
13		Carbon Disulfide	40.000	41.947	-4.9	130	0.00	5.30
14		Iodomethane	40.000	28.723	28.2#	89	-0.01	5.50
15		Allyl chloride	40.000	42.546	-6.4	133	0.00	6.10
16		Methylene Chloride	40.000	38.154	4.6	118	0.00	6.31
			AvgRF	CCRF	% Dev			
17		Acetone	0.121	0.125	-3.3	131	0.00	6.42
			True	Calc.	% Drift			
18		Methyl acetate	200.000	223.613	-11.8	147	0.00	6.63
			AvgRF	CCRF	% Dev			
19		trans-1,2-Dichloroethene	0.337	0.340	-0.9	121	0.00	6.58
			True	Calc.	% Drift			
20		Hexane	40.000	35.935	10.2	113	0.00	6.72
			AvgRF	CCRF	% Dev			
21		Methyl Tert Butyl Ether	0.767	0.783	-2.1	127	0.00	6.80

Continuing Calibration Summary

Job Number: FA60039
Account: TTNASA Tetra Tech NUS
Project: NASA-LC 34

Sample: VC5135-CC5121
Lab FileID: C0129328.D

			True	Calc.	% Drift			
22		Acetonitrile	400.000	453.286	-13.3	140	0.00	7.24
			AvgRF	CCRF	% Dev			
23		Di-isopropyl ether	0.975	0.966	0.9	121	0.00	7.49
			True	Calc.	% Drift			
24		Chloroprene	40.000	39.341	1.6	122	0.00	7.65
			AvgRF	CCRF	% Dev			
25	P	1,1-Dichloroethane	0.421	0.425	-1.0	122	0.00	7.69
			True	Calc.	% Drift			
26		Acrylonitrile	200.000	215.849	-7.9	132	0.00	7.80
			AvgRF	CCRF	% Dev			
27		ETBE	0.914	0.923	-1.0	123	0.00	8.16
28		Vinyl acetate	0.710	0.733	-3.2	124	0.00	8.19
29		cis-1,2-Dichloroethene	0.220	0.229	-4.1	126	0.00	8.71
30		2,2-Dichloropropane	0.373	0.355	4.8	118	0.00	8.90
			True	Calc.	% Drift			
31		Bromochloromethane	40.000	38.650	3.4	121	0.00	9.08
			AvgRF	CCRF	% Dev			
32		Cyclohexane	0.462	0.465	-0.6	125	0.00	9.07
33	C	Chloroform	0.398	0.406	-2.0	127	0.00	9.22
34		Ethyl acetate	0.387	0.422	-9.0	136	0.00	9.41
			True	Calc.	% Drift			
35		Tetrahydrofuran	40.000	40.422	-1.1	131	0.00	9.46
			AvgRF	CCRF	% Dev			
36	S	Dibromofluoromethane	0.240	0.240	0.0	129	0.00	9.50
37		Carbon Tetrachloride	0.305	0.319	-4.6	131	0.00	9.41
38		1,1,1-Trichloroethane	0.373	0.392	-5.1	131	0.00	9.52
39		2-Butanone	0.201	0.217	-8.0	135	0.00	9.68
40		1,1-Dichloropropene	0.321	0.327	-1.9	128	0.00	9.70
			True	Calc.	% Drift			
41		tert-Butyl formate	400.000	421.464	-5.4	133	0.00	9.86
			AvgRF	CCRF	% Dev			
42		Propionitrile	0.060	0.065	-8.3	139	0.00	10.08
			True	Calc.	% Drift			
43		Methacrylonitrile	400.000	417.107	-4.3	133	0.00	10.11
			AvgRF	CCRF	% Dev			
44		Benzene	0.901	0.908	-0.8	127	0.00	10.04
			True	Calc.	% Drift			
45		TAME	40.000	39.134	2.2	127	0.00	10.19
			AvgRF	CCRF	% Dev			
46	S	1,2-Dichloroethane-d4	0.316	0.314	0.6	128	0.00	10.22
47		1,2-Dichloroethane	0.356	0.351	1.4	126	0.00	10.31
48		Trichloroethene	0.233	0.239	-2.6	126	0.00	10.76
			True	Calc.	% Drift			

Continuing Calibration Summary

Job Number: FA60039 **Sample:** VC5135-CC5121
Account: TTNASA Tetra Tech NUS **Lab FileID:** C0129328.D
Project: NASA-LC 34

49		Methylcyclohexane	40.000	35.198	12.0	114	0.00	10.74
50		Dibromomethane	40.000	39.068	2.3	127	0.00	11.22
51	C	1,2-Dichloropropane	40.000	38.460	3.8	126	0.00	11.32
52		Bromodichloromethane	40.000	38.117	4.7	125	0.00	11.39
53		Methyl methacrylate	40.000	42.561	-6.4	138	0.00	11.53
54		2-Chloroethyl vinyl ether	200.000	167.663	16.2	110	0.00	11.93
			AvgRF	CCRF	% Dev			
55		cis-1,3-Dichloropropene	0.405	0.408	-0.7	128	0.00	11.99
56	I	Chlorobenzene-d5	1.000	1.000	0.0	133	0.00	13.44
57	S	Toluene-d8	1.435	1.395	2.8	129	0.00	12.16
58	C	Toluene	1.335	1.308	2.0	125	0.00	12.20
			True	Calc.	% Drift			
59		2-Nitropropane	200.000	202.225	-1.1	133	0.00	12.41
			AvgRF	CCRF	% Dev			
60		4-Methyl-2-pentanone	0.577	0.578	-0.2	138	0.00	12.52
61		trans-1,3-Dichloropropene	0.529	0.501	5.3	128	0.00	12.57
62		Tetrachloroethene	0.320	0.326	-1.9	138	0.00	12.54
			True	Calc.	% Drift			
63		Ethyl methacrylate	40.000	41.459	-3.6	137	0.00	12.67
			AvgRF	CCRF	% Dev			
64		1,1,2-Trichloroethane	0.255	0.254	0.4	127	0.00	12.70
65		Dibromochloromethane	0.323	0.309	4.3	121	0.00	12.86
66		1,3-Dichloropropane	0.561	0.540	3.7	131	0.00	12.92
67		1,2-Dibromoethane	0.313	0.313	0.0	130	0.00	13.06
			True	Calc.	% Drift			
68		2-hexanone	200.000	200.185	-0.1	129	0.00	13.19
			AvgRF	CCRF	% Dev			
69		1-Chlorohexane	0.451	0.418	7.3	121	0.00	13.41
70	C	Ethylbenzene	1.546	1.471	4.9	122	0.00	13.45
71	P	Chlorobenzene	0.830	0.789	4.9	122	0.00	13.45
72		1,1,1,2-Tetrachloroethane	0.303	0.301	0.7	130	0.00	13.50
73		m,p-Xylene	1.191	1.135	4.7	125	0.00	13.56
74		o-Xylene	1.227	1.175	4.2	123	0.00	13.89
75		Styrene	0.938	0.908	3.2	122	0.00	13.92
76	P	Bromoform	0.238	0.231	2.9	128	0.00	13.97
77		Isopropylbenzene	1.391	1.298	6.7	123	0.00	14.10
78	I	1,4-Dichlorobenzene-d4	1.000	1.000	0.0	137	0.00	15.10
79	S	4-Bromofluorobenzene	0.778	0.786	-1.0	137	0.00	14.32
			True	Calc.	% Drift			
80		cis-1,4-Dichloro-2-butene	40.000	28.029	29.9#	94	0.00	14.35
			AvgRF	CCRF	% Dev			
81		n-Propylbenzene	3.494	3.233	7.5	119	0.00	14.39
82		Bromobenzene	0.683	0.650	4.8	123	0.00	14.41
83	P	1,1,2,2-Tetrachloroethane	0.902	0.892	1.1	128	0.00	14.45
84		1,3,5-Trimethylbenzene	2.340	2.159	7.7	120	0.00	14.51
85		2-Chlorotoluene	2.308	2.172	5.9	123	0.00	14.52
			True	Calc.	% Drift			
86		trans-1,4-Dichloro-2-Bute	40.000	28.029	29.9#	94	0.00	14.35

Continuing Calibration Summary

Job Number: FA60039
Account: TTNASA Tetra Tech NUS
Project: NASA-LC 34

Sample: VC5135-CC5121
Lab FileID: C0129328.D

			AvgRF	CCRF	% Dev			
87		1,2,3-Trichloropropane	0.282	0.282	0.0	134	0.00	14.56
88		Cyclohexanone	0.049	0.051	-4.1	141	0.00	14.61
89		4-Chlorotoluene	2.127	1.998	6.1	124	0.00	14.64
90		tert-Butylbenzene	1.420	1.257	11.5	116	0.00	14.74
91		a-Methyl styrene	0.000	0.000	0.0	0#	0.01	14.87
92		1,2,4-Trimethylbenzene	2.401	2.199	8.4	120	0.00	14.79
93		Pentachloroethane	0.392	0.375	4.3	124	0.00	14.79
94		sec-Butylbenzene	2.760	2.455	11.1	119	0.00	14.87
95		4-Isopropyltoluene	2.324	2.043	12.1	117	0.00	14.95
96		1,3-Dichlorobenzene	1.271	1.183	6.9	122	0.00	15.05

			True	Calc.	% Drift			
97		1,4-Dichlorobenzene	40.000	36.461	8.8	123	0.00	15.11

			AvgRF	CCRF	% Dev			
98		n-Butylbenzene	1.276	1.134	11.1	114	0.00	15.24

			True	Calc.	% Drift			
99		Benzyl Chloride	40.000	34.440	13.9	119	0.00	15.27

			AvgRF	CCRF	% Dev			
100		1,2-Dichlorobenzene	1.221	1.138	6.8	121	0.00	15.41

			True	Calc.	% Drift			
101		1,2-Dibromo-3-Chloropropa	40.000	40.239	-0.6	135	0.00	15.94
102		Hexachlorobutadiene	40.000	36.163	9.6	117	0.00	16.34
103		1,2,4-Trichlorobenzene	40.000	35.013	12.5	117	0.00	16.39

			AvgRF	CCRF	% Dev			
104		Naphthalene	2.596	2.557	1.5	130	0.00	16.64

			True	Calc.	% Drift			
105		1,2,3-Trichlorobenzene	40.000	34.813	13.0	117	0.00	16.78

			AvgRF	CCRF	% Dev			
106	I	Tert Butyl Alcohol-d10	1.000	1.000	0.0	146	0.01	6.91
107		Ethanol	0.114	0.118	-3.5	148	-0.01	5.35

			True	Calc.	% Drift			
108		Acrolein	200.000	187.904	6.0	138	0.00	5.89
109		Tert Butyl Alcohol	400.000	383.702	4.1	139	0.01	7.04
110		Isobutyl alcohol	800.000	772.761	3.4	142	0.00	10.36
111		Tert Amyl Alcohol	400.000	377.674	5.6	138	0.00	10.47
112		1,4-Dioxane	800.000	712.037	11.0	139	0.00	11.59

			AvgRF	CCRF	% Dev			
113		3,3-dimethyl-1-butanol	1.074	0.969	9.8	131	0.00	13.17

(#) = Out of Range SPCC's out = 0 CCC's out = 0
C0129093.D RTXVMS121118.M Wed Dec 19 22:02:12 2018

Continuing Calibration Summary

Job Number: FA60039
Account: TTNASA Tetra Tech NUS
Project: NASA-LC 34

Sample: VC5135-ECC5121
Lab FileID: C0129349.D

Evaluate Continuing Calibration Report

Data File : C:\msdchem\1\data\BO...-18\vc5135\C0129349.D Vial: 49
Acq On : 19 Dec 2018 5:26 am Operator: SHANICAO
Sample : ECC5121-5 Inst : MSVOA5
Misc : MS42131,VC5135,,,,, Multiplr: 1.00
MS Integration Params: med.p

Method : C:\msdchem\1\methods\RTXVMS121118.M (RTE Integrator)
Title : SW-846 Method 5035A/8260B
Last Update : Wed Dec 12 08:14:44 2018
Response via : Multiple Level Calibration

Min. RRF : 0.000 Min. Rel. Area : 50% Max. R.T. Dev 0.50min
Max. RRF Dev : 50% Max. Rel. Area : 200%

	Compound	AvgRF	CCRF	%Dev	Area%	Dev(min)	R.T.
1 I	Fluorobenzene	1.000	1.000	0.0	138	0.00	10.56
		True	Calc.	% Drift			
2	Dichlorodifluoromethane	40.000	47.006	-17.5	165	0.00	2.87
3 P	Chloromethane	40.000	40.633	-1.6	138	0.01	3.23
4	1,3-butadiene	40.000	64.089	-60.2#	220	0.00	3.39
		AvgRF	CCRF	% Dev			
5 C	Vinyl Chloride	0.278	0.303	-9.0	150	0.00	3.36
6	Bromomethane	0.065	0.035	46.2	73	0.00	3.92
		True	Calc.	% Drift			
7	Chloroethane	40.000	51.349	-28.4	175	0.00	4.14
8	Trichlorofluoromethane	40.000	41.371	-3.4	143	0.00	4.36
		AvgRF	CCRF	% Dev			
9	Ethyl Ether	0.227	0.206	9.3	126	0.01	4.97
10	1,2-Dichlorotrifluoroetha	0.242	0.242	0.0	133	0.00	5.30
11 C	1,1-Dichloroethene	0.345	0.345	0.0	131	0.00	5.25
12	Freon 113	0.194	0.189	2.6	123	0.00	5.34
		True	Calc.	% Drift			
13	Carbon Disulfide	40.000	38.976	2.6	129	0.00	5.30
14	Iodomethane	40.000	23.111	42.2	77	-0.01	5.50
15	Allyl chloride	40.000	40.589	-1.5	136	0.00	6.10
16	Methylene Chloride	40.000	38.724	3.2	128	0.00	6.30
		AvgRF	CCRF	% Dev			
17	Acetone	0.121	0.125	-3.3	140	0.00	6.42
		True	Calc.	% Drift			
18	Methyl acetate	200.000	217.802	-8.9	153	0.00	6.63
		AvgRF	CCRF	% Dev			
19	trans-1,2-Dichloroethene	0.337	0.341	-1.2	130	0.00	6.58
		True	Calc.	% Drift			
20	Hexane	40.000	32.497	18.8	112	0.00	6.72
		AvgRF	CCRF	% Dev			
21	Methyl Tert Butyl Ether	0.767	0.771	-0.5	134	0.00	6.80

Continuing Calibration Summary

Job Number: FA60039
Account: TTNASA Tetra Tech NUS
Project: NASA-LC 34

Sample: VC5135-ECC5121
Lab FileID: C0129349.D

			True	Calc.	% Drift			
22		Acetonitrile	400.000	439.461	-9.9	146	0.00	7.24
			AvgRF	CCRF	% Dev			
23		Di-isopropyl ether	0.975	0.965	1.0	129	0.00	7.49
			True	Calc.	% Drift			
24		Chloroprene	40.000	37.775	5.6	125	0.00	7.66
			AvgRF	CCRF	% Dev			
25	P	1,1-Dichloroethane	0.421	0.421	0.0	129	0.00	7.69
			True	Calc.	% Drift			
26		Acrylonitrile	200.000	211.672	-5.8	138	0.00	7.81
			AvgRF	CCRF	% Dev			
27		ETBE	0.914	0.909	0.5	129	0.00	8.16
28		Vinyl acetate	0.710	0.710	0.0	128	0.00	8.18
29		cis-1,2-Dichloroethene	0.220	0.223	-1.4	131	0.00	8.71
30		2,2-Dichloropropane	0.373	0.282	24.4	100	0.00	8.90
			True	Calc.	% Drift			
31		Bromochloromethane	40.000	38.738	3.2	130	0.00	9.08
			AvgRF	CCRF	% Dev			
32		Cyclohexane	0.462	0.453	1.9	130	0.00	9.06
33	C	Chloroform	0.398	0.394	1.0	132	0.00	9.21
34		Ethyl acetate	0.387	0.417	-7.8	143	0.00	9.41
			True	Calc.	% Drift			
35		Tetrahydrofuran	40.000	36.038	9.9	126	0.00	9.46
			AvgRF	CCRF	% Dev			
36	S	Dibromofluoromethane	0.240	0.235	2.1	136	0.00	9.49
37		Carbon Tetrachloride	0.305	0.301	1.3	132	0.00	9.41
38		1,1,1-Trichloroethane	0.373	0.378	-1.3	135	0.00	9.51
39		2-Butanone	0.201	0.215	-7.0	143	0.00	9.68
40		1,1-Dichloropropene	0.321	0.324	-0.9	135	0.00	9.71
			True	Calc.	% Drift			
41		tert-Butyl formate	400.000	411.740	-2.9	139	0.00	9.86
			AvgRF	CCRF	% Dev			
42		Propionitrile	0.060	0.063	-5.0	144	0.00	10.08
			True	Calc.	% Drift			
43		Methacrylonitrile	400.000	418.604	-4.7	143	0.00	10.11
			AvgRF	CCRF	% Dev			
44		Benzene	0.901	0.902	-0.1	135	0.00	10.04
			True	Calc.	% Drift			
45		TAME	40.000	38.334	4.2	133	0.00	10.19
			AvgRF	CCRF	% Dev			
46	S	1,2-Dichloroethane-d4	0.316	0.309	2.2	135	0.00	10.22
47		1,2-Dichloroethane	0.356	0.354	0.6	136	0.00	10.31
48		Trichloroethene	0.233	0.237	-1.7	134	0.00	10.76
			True	Calc.	% Drift			

Continuing Calibration Summary

Job Number: FA60039 **Sample:** VC5135-ECC5121
Account: TTNASA Tetra Tech NUS **Lab FileID:** C0129349.D
Project: NASA-LC 34

49		Methylcyclohexane	40.000	34.909	12.7	121	0.00	10.73
50		Dibromomethane	40.000	38.690	3.3	135	0.00	11.22
51	C	1,2-Dichloropropane	40.000	39.150	2.1	137	0.00	11.32
52		Bromodichloromethane	40.000	38.034	4.9	134	0.00	11.39
53		Methyl methacrylate	40.000	44.070	-10.2	152	0.00	11.53
54		2-Chloroethyl vinyl ether	200.000	187.526	6.2	130	0.00	11.93
			AvgRF	CCRF	% Dev			
55		cis-1,3-Dichloropropene	0.405	0.401	1.0	134	0.00	11.99
56	I	Chlorobenzene-d5	1.000	1.000	0.0	148	0.00	13.44
57	S	Toluene-d8	1.435	1.414	1.5	146	0.00	12.16
58	C	Toluene	1.335	1.299	2.7	138	0.00	12.20
			True	Calc.	% Drift			
59		2-Nitropropane	200.000	206.371	-3.2	150	0.00	12.41
			AvgRF	CCRF	% Dev			
60		4-Methyl-2-pentanone	0.577	0.607	-5.2	161	0.00	12.52
61		trans-1,3-Dichloropropene	0.529	0.488	7.8	139	0.00	12.57
62		Tetrachloroethene	0.320	0.335	-4.7	158	0.00	12.54
			True	Calc.	% Drift			
63		Ethyl methacrylate	40.000	42.439	-6.1	156	0.00	12.67
			AvgRF	CCRF	% Dev			
64		1,1,2-Trichloroethane	0.255	0.256	-0.4	142	0.00	12.70
65		Dibromochloromethane	0.323	0.312	3.4	135	0.00	12.86
66		1,3-Dichloropropane	0.561	0.558	0.5	150	0.00	12.92
67		1,2-Dibromoethane	0.313	0.308	1.6	142	0.00	13.06
			True	Calc.	% Drift			
68		2-hexanone	200.000	210.490	-5.2	151	0.00	13.19
			AvgRF	CCRF	% Dev			
69		1-Chlorohexane	0.451	0.411	8.9	132	0.00	13.41
70	C	Ethylbenzene	1.546	1.467	5.1	135	0.00	13.45
71	P	Chlorobenzene	0.830	0.789	4.9	136	0.00	13.45
72		1,1,1,2-Tetrachloroethane	0.303	0.296	2.3	141	0.00	13.50
73		m,p-Xylene	1.191	1.123	5.7	137	0.00	13.56
74		o-Xylene	1.227	1.176	4.2	137	0.00	13.89
75		Styrene	0.938	0.902	3.8	134	0.00	13.92
76	P	Bromoform	0.238	0.224	5.9	137	0.00	13.97
77		Isopropylbenzene	1.391	1.285	7.6	135	0.00	14.10
78	I	1,4-Dichlorobenzene-d4	1.000	1.000	0.0	149	0.00	15.10
79	S	4-Bromofluorobenzene	0.778	0.787	-1.2	150	0.00	14.32
			True	Calc.	% Drift			
80		cis-1,4-Dichloro-2-butene	40.000	17.829	55.4#	65	0.00	14.35
			AvgRF	CCRF	% Dev			
81		n-Propylbenzene	3.494	3.238	7.3	130	0.00	14.39
82		Bromobenzene	0.683	0.654	4.2	135	0.00	14.41
83	P	1,1,2,2-Tetrachloroethane	0.902	0.906	-0.4	141	0.00	14.45
84		1,3,5-Trimethylbenzene	2.340	2.146	8.3	130	0.00	14.51
85		2-Chlorotoluene	2.308	2.183	5.4	135	0.00	14.52
			True	Calc.	% Drift			
86		trans-1,4-Dichloro-2-Bute	40.000	17.829	55.4#	65	0.00	14.35

Continuing Calibration Summary

Job Number: FA60039
Account: TTNASA Tetra Tech NUS
Project: NASA-LC 34

Sample: VC5135-ECC5121
Lab FileID: C0129349.D

		AvgRF	CCRF	% Dev			
87	1,2,3-Trichloropropane	0.282	0.289	-2.5	150	0.00	14.56
88	Cyclohexanone	0.049	0.054	-10.2	162	0.00	14.61
89	4-Chlorotoluene	2.127	2.016	5.2	136	0.00	14.64
90	tert-Butylbenzene	1.420	1.279	9.9	129	0.00	14.74
91	a-Methyl styrene	0.000	0.000	0.0	0#	0.00	14.87
92	1,2,4-Trimethylbenzene	2.401	2.197	8.5	131	0.00	14.79
93	Pentachloroethane	0.392	0.326	16.8	117	0.00	14.79
94	sec-Butylbenzene	2.760	2.463	10.8	130	0.00	14.87
95	4-Isopropyltoluene	2.324	2.034	12.5	127	0.00	14.95
96	1,3-Dichlorobenzene	1.271	1.163	8.5	131	0.00	15.05

		True	Calc.	% Drift			
97	1,4-Dichlorobenzene	40.000	36.643	8.4	134	0.00	15.11

		AvgRF	CCRF	% Dev			
98	n-Butylbenzene	1.276	1.088	14.7	119	0.00	15.24

		True	Calc.	% Drift			
99	Benzyl Chloride	40.000	24.359	39.1	92	0.00	15.27

		AvgRF	CCRF	% Dev			
100	1,2-Dichlorobenzene	1.221	1.132	7.3	131	0.00	15.41

		True	Calc.	% Drift			
101	1,2-Dibromo-3-Chloropropa	40.000	39.174	2.1	144	0.00	15.94
102	Hexachlorobutadiene	40.000	34.569	13.6	121	0.00	16.34
103	1,2,4-Trichlorobenzene	40.000	33.809	15.5	123	0.00	16.39

		AvgRF	CCRF	% Dev			
104	Naphthalene	2.596	2.467	5.0	137	0.00	16.64

		True	Calc.	% Drift			
105	1,2,3-Trichlorobenzene	40.000	34.552	13.6	127	0.00	16.78

		AvgRF	CCRF	% Dev			
106 I	Tert Butyl Alcohol-d10	1.000	1.000	0.0	150	0.01	6.91
107	Ethanol	0.114	0.110	3.5	141	-0.01	5.35

		True	Calc.	% Drift			
108	Acrolein	200.000	165.319	17.3	125	0.00	5.89
109	Tert Butyl Alcohol	400.000	374.576	6.4	139	0.00	7.04
110	Isobutyl alcohol	800.000	807.419	-0.9	153	0.00	10.36
111	Tert Amyl Alcohol	400.000	390.578	2.4	147	0.00	10.47
112	1,4-Dioxane	800.000	747.264	6.6	149	0.00	11.59

		AvgRF	CCRF	% Dev			
113	3,3-dimethyl-1-butanol	1.074	1.073	0.1	149	0.00	13.17

(#) = Out of Range SPCC's out = 0 CCC's out = 0
C0129093.D RTXVMS121118.M Wed Dec 19 23:58:16 2018

6.7.19

6

Initial Calibration Summary

Job Number: FA60039
Account: TTNASA Tetra Tech NUS
Project: NASA-LC 34

Sample: VI1803-ICC1803
Lab FileID: I59302.D

Response Factor Report MSVOA16

Method : C:\msdchem\2\MET...I-December1218.M (RTE Integrator)
Title : SW-846 Method 5035A/8260B
Last Update : Thu Dec 13 09:55:26 2018
Response via : Initial Calibration

Calibration Files
1 =I59298.D 2 =I59299.D 3 =I59300.D 4 =I59301.D
5 =I59302.D 6 =I59303.D 7 =I59304.D

Compound	1	2	3	4	5	6	7	Avg	%RSD
1) I Fluorobenzene	----------ISTD----------								
2) Dichlorodifluorom	0.273	0.345	0.360	0.344	0.347	0.338	0.341	0.336	8.44
3)P Chloromethane	0.749	0.637	0.658	0.629	0.634	0.581	0.598	0.641	8.44
4) 1,3-Butadiene	0.260	0.313	0.252	0.234	0.266	0.280	0.249	0.265	9.70
5)C Vinyl Chloride	0.319	0.318	0.335	0.325	0.334	0.320	0.326	0.325	2.11
6) Bromomethane	0.206	0.204	0.218	0.198	0.207	0.204	0.205	0.206	2.92
7) Chloroethane	0.151	0.161	0.150	0.132	0.129	0.119	0.113	0.136	13.12
8) Trichlorofluorome	0.459	0.476	0.520	0.480	0.482	0.467	0.452	0.477	4.65
9) Ethyl Ether	0.203	0.224	0.217	0.211	0.218	0.211	0.226	0.216	3.84
10) 1,2-Dichlorotrifl	0.315	0.336	0.320	0.300	0.317	0.323	0.325	0.319	3.50
11)C 1,1-Dichloroethen	0.469	0.478	0.457	0.436	0.472	0.470	0.483	0.467	3.33
12) Freon 113	0.158	0.264	0.273	0.239	0.271	0.279	0.271	0.251	16.99
---- Quadratic regr., Force(0,0) ---- Coefficient = 0.9987									
Response Ratio = 0.00000 + 0.26622 *A + 0.00333 *A^2									
13) Carbon Disulfide	0.665	0.714	0.699	0.697	0.747	0.762	0.788	0.725	5.92
14) Iodomethane	0.289	0.350	0.364	0.349	0.387	0.385	0.401	0.361	10.33
15) Allyl chloride	0.382	0.349	0.363	0.356	0.381	0.395	0.410	0.376	5.76
16) Methylene Chlorid	0.789	0.505	0.444	0.373	0.400	0.397	0.406	0.473	30.76
---- Quadratic regr., Force(0,0) ---- Coefficient = 0.9994									
Response Ratio = 0.00000 + 0.38742 *A + 0.00898 *A^2									
17) Acetone	0.083	0.074	0.073	0.061	0.066	0.062	0.068	0.070	11.15
18) Methyl acetate	0.177	0.166	0.157	0.151	0.247	0.149	0.198	0.178	19.68
19) trans-1,2-Dichlor	0.400	0.381	0.409	0.411	0.519	0.422	0.461	0.429	10.89
20) Hexane	0.222	0.291	0.282	0.415	0.440	0.414	0.427	0.356	24.85
---- Quadratic regr., Force(0,0) ---- Coefficient = 0.9982									
Response Ratio = 0.00000 + 0.40809 *A + 0.00916 *A^2									
21) Methyl Tert Butyl	0.431	0.327	0.416	0.463	0.427	0.445	0.441	0.421	10.51
22) Acetonitrile	0.026	0.015	0.034	0.037	0.038	0.035	0.037	0.032	26.27
---- Quadratic regr., Force(0,0) ---- Coefficient = 0.9984									
Response Ratio = 0.00000 + 0.03530 *A + 0.00008 *A^2									
23) Di-isopropyl ethe	1.130	0.977	0.856	1.096	1.239	1.354	1.406	1.151	17.18
---- Quadratic regr., Force(0,0) ---- Coefficient = 0.9991									
Response Ratio = 0.00000 + 1.09448 *A + 0.16119 *A^2									
24) Chloroprene	0.427	0.412	0.451	0.568	0.633	0.652	0.671	0.545	20.69
---- Quadratic regr., Force(0,0) ---- Coefficient = 0.9992									
Response Ratio = 0.00000 + 0.57315 *A + 0.05053 *A^2									
25)P 1,1-Dichloroethan	0.729	0.703	0.675	0.695	0.715	0.699	0.699	0.702	2.40
26) Acrylonitrile	0.105	0.110	0.120	0.121	0.133	0.120	0.127	0.119	8.02
27) ETBE	0.499	0.605	0.676	0.790	0.747	0.778	0.855	0.707	17.32
---- Quadratic regr., Force(0,0) ---- Coefficient = 0.9991									

Initial Calibration Summary

Job Number: FA60039
Account: TTNASA Tetra Tech NUS
Project: NASA-LC 34

Sample: VI1803-ICC1803
Lab FileID: I59302.D

```
              Response Ratio = 0.00000 + 0.67850 *A + 0.08519 *A^2

28)  Vinyl acetate     0.422 0.568 0.686 0.791 0.870 0.799 0.817 0.708  22.71
            ---- Quadratic regr., Force(0,0) ----  Coefficient =  0.9985
              Response Ratio = 0.00000 + 0.81542 *A + -0.00006 *A^2

29)  cis-1,2-Dichloroe 0.236 0.257 0.255 0.288 0.326 0.335 0.341 0.291  14.81
30)  2,2-Dichloropropa 0.108 0.149 0.141 0.144 0.155             0.140  13.05
31)  Bromochloromethan 0.162 0.165 0.159 0.163 0.173 0.167 0.169 0.165   2.75
32)  Cyclohexane       0.210 0.318 0.536 0.637 0.756 0.795 0.807 0.580  41.05
            ---- Quadratic regr., Force(0,0) ----  Coefficient =  0.9984
              Response Ratio = 0.00000 + 0.67539 *A + 0.06965 *A^2

33)C Chloroform        0.695 0.663 0.608 0.611 0.629 0.620 0.636 0.637   4.94
34)  Ethyl acetate     0.151 0.210 0.252 0.279 0.321 0.291 0.322 0.261  23.92
            ---- Quadratic regr., Force(0,0) ----  Coefficient =  0.9969
              Response Ratio = 0.00000 + 0.27466 *A + 0.00439 *A^2

35)  Tetrahydrofuran   0.112 0.168 0.185 0.191 0.211 0.183 0.198 0.178  18.10
            ---- Quadratic regr., Force(0,0) ----  Coefficient =  0.9962
              Response Ratio = 0.00000 + 0.19120 *A + 0.00215 *A^2

36)S Dibromofluorometh 0.301 0.302 0.296 0.292 0.295 0.291 0.291 0.296   1.59
37)  Carbon Tetrachlor 0.396 0.415 0.439 0.420 0.442 0.466 0.483 0.437   6.90
38)  1,1,1-Trichloroet 0.501 0.500 0.508 0.509 0.537 0.545 0.551 0.522   4.24
39)  2-Butanone        0.073 0.089 0.102 0.114 0.132 0.121 0.136 0.110  20.87
            ---- Quadratic regr., Force(0,0) ----  Coefficient =  0.9968
              Response Ratio = 0.00000 + 0.10976 *A + 0.00252 *A^2

40)  1,1-Dichloroprope 0.225 0.290 0.334 0.405 0.445 0.459 0.468 0.375  25.07
            ---- Quadratic regr., Force(0,0) ----  Coefficient =  0.9994
              Response Ratio = 0.00000 + 0.40985 *A + 0.03049 *A^2

41)  tert-Butyl format 0.037 0.077 0.122 0.123 0.143 0.156 0.159 0.117  38.42
            ---- Quadratic regr., Force(0,0) ----  Coefficient =  0.9988
              Response Ratio = 0.00000 + 0.12877 *A + 0.00159 *A^2

42)  Propionitrile     0.029 0.042 0.044 0.042 0.045 0.040 0.042 0.041  13.33
43)  Methacrylonitrile 0.113 0.195 0.218 0.214 0.222 0.189 0.193 0.192  19.49
            ---- Quadratic regr., Force(0,0) ----  Coefficient =  0.9969
              Response Ratio = 0.00000 + 0.21890 *A + -0.00142 *A^2

44)  Benzene           0.951 1.117 1.128 1.191 1.239 1.219 1.221 1.152   8.72
45)  TAME              0.376 0.480 0.448 0.494 0.520 0.561 0.604 0.498  15.04
            ---- Quadratic regr., Force(0,0) ----  Coefficient =  1.0000
              Response Ratio = 0.00000 + 0.45903 *A + 0.07276 *A^2

46)S 1,2-Dichloroethan 0.420 0.418 0.409 0.393 0.390 0.377 0.378 0.398   4.50
47)  1,2-Dichloroethan 0.583 0.605 0.575 0.557 0.574 0.553 0.564 0.573   3.09
48)  Trichloroethene   0.334 0.347 0.336 0.341 0.354 0.346 0.348 0.344   2.05
49)  Methylcyclohexane 0.302 0.393 0.459 0.530 0.570 0.570 0.579 0.486  21.87
            ---- Quadratic regr., Force(0,0) ----  Coefficient =  0.9996
              Response Ratio = 0.00000 + 0.53629 *A + 0.02215 *A^2

50)  Dibromomethane    0.191 0.199 0.197 0.193 0.205 0.201 0.208 0.199   3.18
51)C 1,2-Dichloropropa 0.296 0.335 0.338 0.360 0.390 0.388 0.397 0.358  10.31
52)  Bromodichlorometh 0.404 0.426 0.408 0.434 0.460 0.462 0.480 0.439   6.58
53)  Methyl methacryla 0.011 0.110 0.133 0.181 0.239 0.249 0.289 0.173  55.55
            ---- Quadratic regr., Force(0,0) ----  Coefficient =  0.9981
              Response Ratio = 0.00000 + 0.17006 *A + 0.05908 *A^2
```

Initial Calibration Summary

Job Number: FA60039
Account: TTNASA Tetra Tech NUS
Project: NASA-LC 34

Sample: VI1803-ICC1803
Lab FileID: I59302.D

```
54)  2-Chloroethyl vin 0.047 0.087 0.147 0.179 0.196 0.191 0.201 0.149  40.39
            ---- Quadratic regr., Force(0,0) ----  Coefficient =  0.9989
              Response Ratio = 0.00000 + 0.17527 *A + 0.00255 *A^2

55)  cis-1,3-Dichlorop 0.273 0.424 0.470 0.524 0.562 0.567 0.581 0.486  22.56
            ---- Quadratic regr., Force(0,0) ----  Coefficient =  0.9997
              Response Ratio = 0.00000 + 0.52624 *A + 0.02782 *A^2


56) I   Chlorobenzene-d5      ----------------ISTD--------------------
57)S Toluene-d8        1.312 1.304 1.295 1.322 1.355 1.397 1.415 1.343   3.52
58)C Toluene           1.812 1.684 1.657 1.732 1.839 1.835 1.881 1.777   4.84
59)  2-Nitropropane    0.081 0.086 0.093 0.095 0.113 0.107 0.119 0.099  14.05
60)  4-Methyl-2-pentan 0.224 0.304 0.377 0.406 0.475 0.424 0.457 0.381  23.42
            ---- Quadratic regr., Force(0,0) ----  Coefficient =  0.9969
              Response Ratio = 0.00000 + 0.41600 *A + 0.00371 *A^2

61)  trans-1,3-Dichlor 0.305 0.479 0.492 0.584 0.648 0.659 0.699 0.552  24.87
            ---- Quadratic regr., Force(0,0) ----  Coefficient =  0.9995
              Response Ratio = 0.00000 + 0.57243 *A + 0.06327 *A^2

62)  Tetrachloroethene 0.426 0.461 0.463 0.464 0.481 0.468 0.476 0.463   3.82
63)  Ethyl methacrylat 0.133 0.228 0.283 0.374 0.457 0.458 0.508 0.349  39.70
            ---- Quadratic regr., Force(0,0) ----  Coefficient =  0.9984
              Response Ratio = 0.00000 + 0.36439 *A + 0.07161 *A^2

64)  1,1,2-Trichloroet 0.314 0.319 0.331 0.323 0.343 0.321 0.336 0.327   3.20
65)  Dibromochlorometh 0.354 0.374 0.387 0.421 0.459 0.461 0.489 0.421  12.08
66)  1,3-Dichloropropa 0.472 0.578 0.597 0.640 0.696 0.682 0.714 0.626  13.50
67)  1,2-Dibromoethane 0.250 0.308 0.322 0.337 0.380 0.370 0.395 0.338  14.82
68)  2-hexanone        0.120 0.269 0.337 0.352 0.399 0.356 0.377 0.316  30.24
            ---- Quadratic regr., Force(0,0) ----  Coefficient =  0.9974
              Response Ratio = 0.00000 + 0.36174 *A + 0.00121 *A^2

69)  1-Chlorohexane    0.447 0.435 0.488 0.591 0.661 0.675 0.694 0.570  19.66
            ---- Quadratic regr., Force(0,0) ----  Coefficient =  0.9993
              Response Ratio = 0.00000 + 0.60099 *A + 0.04799 *A^2

70)C Ethylbenzene      1.865 1.980 1.993 2.068 2.161 2.119 2.159 2.049   5.34
71)P Chlorobenzene     1.313 1.222 1.130 1.141 1.182 1.141 1.145 1.182   5.60
72)  1,1,1,2-Tetrachlo 0.415 0.414 0.402 0.411 0.440 0.441 0.455 0.426   4.61
73)  m,p-Xylene        1.163 1.385 1.487 1.588 1.671 1.654 1.658 1.515  12.38
74)  o-Xylene          0.999 1.082 1.265 1.566 1.760 1.775 1.802 1.464  23.51
            ---- Quadratic regr., Force(0,0) ----  Coefficient =  0.9991
              Response Ratio = 0.00000 + 1.61746 *A + 0.09699 *A^2

75)  Styrene           0.540 0.776 0.927 1.115 1.201 1.192 1.203 0.993  25.95
            ---- Quadratic regr., Force(0,0) ----  Coefficient =  0.9994
              Response Ratio = 0.00000 + 1.13425 *A + 0.03629 *A^2

76)P Bromoform         0.198 0.227 0.227 0.241 0.272 0.259 0.283 0.244  12.17
77)  Isopropylbenzene  0.925 1.230 1.439 1.732 1.865 1.879 1.918 1.570  24.37
            ---- Quadratic regr., Force(0,0) ----  Coefficient =  0.9995
              Response Ratio = 0.00000 + 1.73757 *A + 0.09332 *A^2


78) I   1,4-Dichlorobenzene-d ----------------ISTD--------------------
79)S 4-Bromofluorobenz 0.726 0.731 0.738 0.747 0.771 0.787 0.806 0.758   4.02
80)  cis-1,4-Dichloro- 0.235 0.266 0.274 0.317 0.360 0.339 0.372 0.309  16.74
```

Initial Calibration Summary

Job Number: FA60039
Account: TTNASA Tetra Tech NUS
Project: NASA-LC 34

Sample: VI1803-ICC1803
Lab FileID: I59302.D

```
             ---- Quadratic regr., Force(0,0) ----  Coefficient =  0.9981
               Response Ratio = 0.00000 + 0.30834 *A + 0.03067 *A^2

 81)  n-Propylbenzene   3.627 4.066 4.315 4.653 4.854 4.716 4.686 4.417   9.98
 82)  Bromobenzene      0.881 0.915 0.920 0.920 0.937 0.888 0.889 0.907   2.31
 83)P 1,1,2,2-Tetrachlo 0.851 0.858 0.895 0.859 0.903 0.816 0.867 0.864   3.36
 84)  1,3,5-Trimethylbe 1.853 2.388 2.717 2.984 3.166 3.099 3.060 2.752  17.44
             ---- Quadratic regr., Force(0,0) ----  Coefficient =  0.9996
               Response Ratio = 0.00000 + 3.10100 *A + -0.01553 *A^2

 85)  2-Chlorotoluene   2.013 2.314 2.534 2.839 2.996 3.028 3.056 2.683  15.13
             ---- Quadratic regr., Force(0,0) ----  Coefficient =  0.9997
               Response Ratio = 0.00000 + 2.86594 *A + 0.09947 *A^2

 86)  trans-1,4-Dichlor 0.235 0.223 0.260 0.297 0.337 0.323 0.347 0.289  17.33
             ---- Quadratic regr., Force(0,0) ----  Coefficient =  0.9987
               Response Ratio = 0.00000 + 0.29498 *A + 0.02522 *A^2

 87)  1,2,3-Trichloropr 0.217 0.236 0.240 0.240 0.250 0.227 0.242 0.236   4.57
 88)  Cyclohexanone     0.025 0.038 0.046 0.047 0.055 0.048 0.055 0.045  23.80
             ---- Quadratic regr., Force(0,0) ----  Coefficient =  0.9953
               Response Ratio = 0.00000 + 0.04517 *A + 0.00092 *A^2

 89)  4-Chlorotoluene   2.013 2.314 2.534 2.839 2.996 3.028 3.056 2.683  15.13
             ---- Quadratic regr., Force(0,0) ----  Coefficient =  0.9997
               Response Ratio = 0.00000 + 2.86594 *A + 0.09947 *A^2

 90)  tert-Butylbenzene 1.168 1.434 1.680 1.911 2.070 2.066 2.112 1.777  20.51
             ---- Quadratic regr., Force(0,0) ----  Coefficient =  0.9996
               Response Ratio = 0.00000 + 1.93291 *A + 0.09153 *A^2

 91)  a-Methyl styrene                                              0.000  -1.00
 92)  1,2,4-Trimethylbe 1.617 2.528 2.859 3.150 3.329 3.294 3.278 2.865  21.71
             ---- Quadratic regr., Force(0,0) ----  Coefficient =  0.9997
               Response Ratio = 0.00000 + 3.23674 *A + 0.02572 *A^2

 93)  Pentachloroethane 0.535 0.572 0.562 0.595 0.622 0.609 0.620 0.588   5.57
 94)  sec-Butylbenzene  2.254 3.234 3.602 3.954 4.203 4.098 4.122 3.638  19.26
             ---- Quadratic regr., Force(0,0) ----  Coefficient =  0.9997
               Response Ratio = 0.00000 + 4.04609 *A + 0.04004 *A^2

 95)  4-Isopropyltoluen 1.637 2.403 2.825 3.195 3.424 3.376 3.410 2.895  23.15
             ---- Quadratic regr., Force(0,0) ----  Coefficient =  0.9996
               Response Ratio = 0.00000 + 3.25645 *A + 0.08015 *A^2

 96)  1,3-Dichlorobenze 1.507 1.650 1.690 1.730 1.825 1.793 1.804 1.714   6.49
 97)  1,4-Dichlorobenze 2.223 1.976 1.885 1.835 1.899 1.839 1.847 1.929   7.19
 98)  n-Butylbenzene    1.189 1.448 1.686 1.952 2.121 2.068 2.091 1.793  20.26
             ---- Quadratic regr., Force(0,0) ----  Coefficient =  0.9994
               Response Ratio = 0.00000 + 2.00365 *A + 0.04549 *A^2

 99)  Benzyl Chloride   0.108 0.196 0.218 0.257 0.287 0.282 0.308 0.237  29.19
             ---- Quadratic regr., Force(0,0) ----  Coefficient =  0.9990
               Response Ratio = 0.00000 + 0.24573 *A + 0.03074 *A^2

100)  1,2-Dichlorobenze 1.460 1.565 1.596 1.683 1.772 1.720 1.746 1.649   6.85
101)  1,2-Dibromo-3-Chl 0.094 0.111 0.124 0.127 0.151 0.140 0.157 0.129  17.11
             ---- Quadratic regr., Force(0,0) ----  Coefficient =  0.9972
               Response Ratio = 0.00000 + 0.12568 *A + 0.01469 *A^2
```

Initial Calibration Summary

Job Number: FA60039
Account: TTNASA Tetra Tech NUS
Project: NASA-LC 34

Sample: VI1803-ICC1803
Lab FileID: I59302.D

```
102)  Hexachlorobutadie 0.657 0.601 0.627 0.667 0.732 0.724 0.749 0.679   8.31
103)  1,2,4-Trichlorobe 0.772 0.812 0.969 1.145 1.316 1.287 1.337 1.091  22.05
             ---- Quadratic regr., Force(0,0) ----  Coefficient =  0.9989
               Response Ratio = 0.00000 + 1.17787 *A + 0.08068 *A^2

104)  Naphthalene       0.898 1.079 1.443 1.970 2.372 2.278 2.445 1.783  35.90
             ---- Quadratic regr., Force(0,0) ----  Coefficient =  0.9978
               Response Ratio = 0.00000 + 1.99693 *A + 0.22327 *A^2

105)  1,2,3-Trichlorobe 0.705 0.822 0.948 1.073 1.197 1.126 1.170 1.006  18.60
             ---- Quadratic regr., Force(0,0) ----  Coefficient =  0.9988
               Response Ratio = 0.00000 + 1.09759 *A + 0.03454 *A^2


106) I   Tert Butyl Alcohol-d1 ----------------ISTD---------------------
107)  Ethanol           0.073 0.225 0.208 0.179 0.198 0.161 0.161 0.172  28.88
             ---- Quadratic regr., Force(0,0) ----  Coefficient =  0.9952
               Response Ratio = 0.00000 + 0.19646 *A + -0.00466 *A^2

108)  Acrolein          3.484 3.010 3.209 3.104 3.210 3.273 3.129 3.203   4.71
109)  Tert Butyl Alcoho 2.435 2.178 2.204 2.476 2.510 2.390 2.413 2.372   5.50
110)  Isobutyl alcohol  0.503 0.702 0.617 0.718 0.870 0.871 0.795 0.725  18.57
             ---- Quadratic regr., Force(0,0) ----  Coefficient =  0.9956
               Response Ratio = 0.00000 + 0.86803 *A + -0.00736 *A^2

111)  Tert Amyl Alcohol 0.427 0.882 0.923 1.046 1.263 1.249 1.274 1.009  30.15
             ---- Quadratic regr., Force(0,0) ----  Coefficient =  0.9985
               Response Ratio = 0.00000 + 1.13441 *A + 0.03645 *A^2

112)  1,4-Dioxane             0.064 0.077 0.123 0.167 0.169 0.160 0.127  36.84
             ---- Quadratic regr., Force(0,0) ----  Coefficient =  0.9929
               Response Ratio = 0.00000 + 0.15177 *A + 0.00148 *A^2

113)  3,3-Dimethyl-1-bu 1.018 1.521 1.705 1.929 2.313 2.290 2.065 1.834  25.18
             ---- Quadratic regr., Force(0,0) ----  Coefficient =  0.9957
               Response Ratio = 0.00000 + 2.33542 *A + -0.01159 *A^2

 ----------------------------------------------------------------------------
 (#) = Out of Range

           I-December1218.M        Thu Dec 13 10:14:03 2018
```

Initial Calibration Verification

Job Number: FA60039
Account: TTNASA Tetra Tech NUS
Project: NASA-LC 34

Sample: VI1803-ICV1803
Lab FileID: I59306.D

Evaluate Continuing Calibration Report

Data File : C:\msdchem\2\DATA\121218\I59306.D Vial: 9
Acq On : 12 Dec 2018 4:14 pm Operator: ANAJ
Sample : ICV1803-5 Inst : MSVOA16
Misc : MS42092,VI1803,,,,, Multiplr: 1.00
MS Integration Params: med.p

Method : C:\msdchem\2\MET...I-December1218.M (RTE Integrator)
Title : SW-846 Method 5035A/8260B
Last Update : Thu Dec 13 09:55:26 2018
Response via : Multiple Level Calibration

Min. RRF : 0.000 Min. Rel. Area : 50% Max. R.T. Dev 0.50min
Max. RRF Dev : 20% Max. Rel. Area : 200%

		Compound	AvgRF	CCRF	%Dev	Area%	Dev(min)	R.T.
1	I	Fluorobenzene	1.000	1.000	0.0	108	0.00	9.40
2		Dichlorodifluoromethane		----------	NA	----------		
3	P	Chloromethane		----------	NA	----------		
4		1,3-Butadiene		----------	NA	----------		
5	C	Vinyl Chloride		----------	NA	----------		
6		Bromomethane		----------	NA	----------		
7		Chloroethane		----------	NA	----------		
8		Trichlorofluoromethane		----------	NA	----------		
9		Ethyl Ether		----------	NA	----------		
10		1,2-Dichlorotrifluoroetha		----------	NA	----------		
11	C	1,1-Dichloroethene		----------	NA	----------		
		----------	Amount	Calc.	%Drift	----------		
12		Freon 113		----------	NA	----------		
		----------	AvgRF	CCRF	%Dev	----------		
13		Carbon Disulfide		----------	NA	----------		
14		Iodomethane		----------	NA	----------		
15		Allyl chloride		----------	NA	----------		
		----------	Amount	Calc.	%Drift	----------		
16		Methylene Chloride		----------	NA	----------		
		----------	AvgRF	CCRF	%Dev	----------		
17		Acetone		----------	NA	----------		
18		Methyl acetate		----------	NA	----------		
19		trans-1,2-Dichloroethene		----------	NA	----------		
		----------	Amount	Calc.	%Drift	----------		
20		Hexane	40.000	33.533	16.2	85	0.01	5.47
		----------	AvgRF	CCRF	%Dev	----------		
21		Methyl Tert Butyl Ether		----------	NA	----------		
		----------	Amount	Calc.	%Drift	----------		
22		Acetonitrile		----------	NA	----------		
23		Di-isopropyl ether		----------	NA	----------		
24		Chloroprene		----------	NA	----------		
		----------	AvgRF	CCRF	%Dev	----------		
25	P	1,1-Dichloroethane		----------	NA	----------		
26		Acrylonitrile		----------	NA	----------		

Initial Calibration Verification

Job Number: FA60039
Account: TTNASA Tetra Tech NUS
Project: NASA-LC 34

Sample: VI1803-ICV1803
Lab FileID: I59306.D

			Amount	Calc.	%Drift			
27		ETBE		----------NA----------				
28		Vinyl acetate		----------NA----------				
			AvgRF	CCRF	%Dev			
29		cis-1,2-Dichloroethene		----------NA----------				
30		2,2-Dichloropropane		----------NA----------				
31		Bromochloromethane		----------NA----------				
			Amount	Calc.	%Drift			
32		Cyclohexane		----------NA----------				
			AvgRF	CCRF	%Dev			
33	C	Chloroform		----------NA----------				
			Amount	Calc.	%Drift			
34		Ethyl acetate		----------NA----------				
35		Tetrahydrofuran		----------NA----------				
			AvgRF	CCRF	%Dev			
36	S	Dibromofluoromethane	0.296	0.289	2.4	105	0.00	8.07
37		Carbon Tetrachloride		----------NA----------				
38		1,1,1-Trichloroethane		----------NA----------				
			Amount	Calc.	%Drift			
39		2-Butanone		----------NA----------				
40		1,1-Dichloropropene		----------NA----------				
41		tert-Butyl formate	400.000	318.284	20.4#	83	0.00	8.56
			AvgRF	CCRF	%Dev			
42		Propionitrile		----------NA----------				
			Amount	Calc.	%Drift			
43		Methacrylonitrile		----------NA----------				
			AvgRF	CCRF	%Dev			
44		Benzene		----------NA----------				
			Amount	Calc.	%Drift			
45		TAME		----------NA----------				
			AvgRF	CCRF	%Dev			
46	S	1,2-Dichloroethane-d4	0.398	0.383	3.8	106	0.00	8.99
47		1,2-Dichloroethane		----------NA----------				
48		Trichloroethene		----------NA----------				
			Amount	Calc.	%Drift			
49		Methylcyclohexane		----------NA----------				
			AvgRF	CCRF	%Dev			
50		Dibromomethane		----------NA----------				
51	C	1,2-Dichloropropane		----------NA----------				
52		Bromodichloromethane		----------NA----------				
			Amount	Calc.	%Drift			
53		Methyl methacrylate		----------NA----------				
54		2-Chloroethyl vinyl ether		----------NA----------				
55		cis-1,3-Dichloropropene		----------NA----------				

			AvgRF	CCRF	%Dev			
56	I	Chlorobenzene-d5	1.000	1.000	0.0	107	0.00	12.45
57	S	Toluene-d8	1.343	1.362	-1.4	107	0.00	11.15
58	C	Toluene		NA				
59		2-Nitropropane		NA				

			Amount	Calc.	%Drift
60		4-Methyl-2-pentanone		NA	
61		trans-1,3-Dichloropropene		NA	

			AvgRF	CCRF	%Dev
62		Tetrachloroethene		NA	

			Amount	Calc.	%Drift
63		Ethyl methacrylate		NA	

			AvgRF	CCRF	%Dev
64		1,1,2-Trichloroethane		NA	
65		Dibromochloromethane		NA	
66		1,3-Dichloropropane		NA	
67		1,2-Dibromoethane		NA	

			Amount	Calc.	%Drift
68		2-hexanone		NA	
69		1-Chlorohexane		NA	

			AvgRF	CCRF	%Dev
70	C	Ethylbenzene		NA	
71	P	Chlorobenzene		NA	
72		1,1,1,2-Tetrachloroethane		NA	
73		m,p-Xylene		NA	

			Amount	Calc.	%Drift
74		o-Xylene		NA	
75		Styrene		NA	

			AvgRF	CCRF	%Dev
76	P	Bromoform		NA	

			Amount	Calc.	%Drift
77		Isopropylbenzene		NA	

			AvgRF	CCRF	%Dev			
78	I	1,4-Dichlorobenzene-d4	1.000	1.000	0.0	107	0.00	14.13
79	S	4-Bromofluorobenzene	0.758	0.771	-1.7	107	0.00	13.35

			Amount	Calc.	%Drift
80		cis-1,4-Dichloro-2-butene		NA	

			AvgRF	CCRF	%Dev
81		n-Propylbenzene		NA	
82		Bromobenzene		NA	
83	P	1,1,2,2-Tetrachloroethane		NA	

			Amount	Calc.	%Drift
84		1,3,5-Trimethylbenzene		NA	
85		2-Chlorotoluene		NA	
86		trans-1,4-Dichloro-2-Bute		NA	

		AvgRF	CCRF	%Dev				
87	1,2,3-Trichloropropane		NA					
		Amount	Calc.	%Drift				
88	Cyclohexanone		NA					
89	4-Chlorotoluene		NA					
90	tert-Butylbenzene		NA					
		AvgRF	CCRF	%Dev				
91	a-Methyl styrene		NA					
		Amount	Calc.	%Drift				
92	1,2,4-Trimethylbenzene		NA					
		AvgRF	CCRF	%Dev				
93	Pentachloroethane		NA					
		Amount	Calc.	%Drift				
94	sec-Butylbenzene		NA					
95	4-Isopropyltoluene		NA					
		AvgRF	CCRF	%Dev				
96	1,3-Dichlorobenzene		NA					
97	1,4-Dichlorobenzene		NA					
		Amount	Calc.	%Drift				
98	n-Butylbenzene		NA					
99	Benzyl Chloride		NA					
		AvgRF	CCRF	%Dev				
100	1,2-Dichlorobenzene		NA					
		Amount	Calc.	%Drift				
101	1,2-Dibromo-3-Chloropropa		NA					
		AvgRF	CCRF	%Dev				
102	Hexachlorobutadiene		NA					
		Amount	Calc.	%Drift				
103	1,2,4-Trichlorobenzene		NA					
104	Naphthalene		NA					
105	1,2,3-Trichlorobenzene		NA					
		AvgRF	CCRF	%Dev				
106 I	Tert Butyl Alcohol-d10	1.000	1.000	0.0	123	0.00	5.63	
		Amount	Calc.	%Drift				
107	Ethanol		NA					
		AvgRF	CCRF	%Dev				
108	Acrolein		NA					
109	Tert Butyl Alcohol	2.372	3.170	-33.6#	156	0.00	5.75	
		Amount	Calc.	%Drift				
110	Isobutyl alcohol		NA					
111	Tert Amyl Alcohol		NA					
112	1,4-Dioxane		NA					
113	3,3-Dimethyl-1-butanol		NA					

Initial Calibration Verification

Job Number: FA60039
Account: TTNASA Tetra Tech NUS
Project: NASA-LC 34

Sample: VI1803-ICV1803
Lab FileID: I59306.D

```
--------------------------------------------------------------------------------
--------------------------------------------------------------------------------

   (#) = Out of Range                SPCC's out = 5  CCC's out = 6
    I59302.D   I-December1218.M        Thu Dec 13 10:02:55 2018
```

Initial Calibration Verification

Job Number: FA60039
Account: TTNASA Tetra Tech NUS
Project: NASA-LC 34

Sample: VI1803-ICV1803
Lab FileID: I59314.D

Evaluate Continuing Calibration Report

Data File : C:\msdchem\2\DATA\121318\I59314.D Vial: 2
Acq On : 13 Dec 2018 9:30 am Operator: ANAJ
Sample : ICV1803-5 Inst : MSVOA16
Misc : MS42092,VI1803,,,,, Multiplr: 1.00
MS Integration Params: med.p

Method : C:\msdchem\2\MET...I-December1218.M (RTE Integrator)
Title : SW-846 Method 5035A/8260B
Last Update : Thu Dec 13 09:55:26 2018
Response via : Multiple Level Calibration

Min. RRF : 0.000 Min. Rel. Area : 50% Max. R.T. Dev 0.50min
Max. RRF Dev : 20% Max. Rel. Area : 200%

		Compound	AvgRF	CCRF	%Dev	Area%	Dev(min)	R.T.
1	I	Fluorobenzene	1.000	1.000	0.0	107	0.00	9.40
2		Dichlorodifluoromethane	0.336	0.418	-24.4#	129	0.00	2.15
3	P	Chloromethane	0.641	0.708	-10.5	119	0.00	2.45
4		1,3-Butadiene	0.265	0.232	12.5	93	0.00	2.59
5	C	Vinyl Chloride	0.325	0.354	-8.9	113	0.00	2.56
6		Bromomethane	0.206	0.189	8.3	97	0.01	3.05
7		Chloroethane	0.136	0.128	5.9	106	0.00	3.24
8		Trichlorofluoromethane	0.477	0.457	4.2	101	0.00	3.45
9		Ethyl Ether	0.216	0.204	5.6	100	0.00	3.89
10		1,2-Dichlorotrifluoroetha	0.319	0.305	4.4	103	-0.01	4.23
11	C	1,1-Dichloroethene	0.467	0.457	2.1	104	0.00	4.21
		----------	Amount	Calc.	%Drift		----------	
12		Freon 113	40.000	33.451	16.4	89	0.00	4.30
		----------	AvgRF	CCRF	%Dev		----------	
13		Carbon Disulfide	0.725	0.668	7.9	96	0.00	4.23
14		Iodomethane	0.361	0.327	9.4	90	0.00	4.42
15		Allyl chloride	0.376	0.342	9.0	96	0.01	4.91
		----------	Amount	Calc.	%Drift		----------	
16		Methylene Chloride	40.000	40.560	-1.4	107	-0.02	5.11
		----------	AvgRF	CCRF	%Dev		----------	
17		Acetone	0.070	0.061	12.9	99	0.00	5.14
18		Methyl acetate	0.178	0.132	25.8#	57	0.00	5.36
19		trans-1,2-Dichloroethene	0.429	0.410	4.4	84	0.00	5.33
		----------	Amount	Calc.	%Drift		----------	
20		Hexane		----------NA----------				
		----------	AvgRF	CCRF	%Dev		----------	
21		Methyl Tert Butyl Ether	0.421	0.403	4.3	101	0.00	5.54
		----------	Amount	Calc.	%Drift		----------	
22		Acetonitrile	400.000	487.802	-22.0#	125	0.00	5.85
23		Di-isopropyl ether	40.000	45.941	-14.9	123	0.00	6.17
24		Chloroprene	40.000	41.906	-4.8	109	0.00	6.28
		----------	AvgRF	CCRF	%Dev		----------	
25	P	1,1-Dichloroethane	0.702	0.722	-2.8	108	0.00	6.31
26		Acrylonitrile	0.119	0.113	5.0	91	0.00	6.37

Initial Calibration Verification

Job Number: FA60039
Account: TTNASA Tetra Tech NUS
Project: NASA-LC 34

Sample: VI1803-ICV1803
Lab FileID: I59314.D

			Amount	Calc.	%Drift			
27		ETBE	40.000	53.032	-32.6#	146	0.00	6.78
28		Vinyl acetate	200.000	193.899	3.1	97	0.00	6.76
			AvgRF	CCRF	%Dev			
29		cis-1,2-Dichloroethene	0.291	0.328	-12.7	108	0.00	7.24
30		2,2-Dichloropropane	0.140	0.115	17.9	79	0.00	7.42
31		Bromochloromethane	0.165	0.162	1.8	100	0.00	7.58
			Amount	Calc.	%Drift			
32		Cyclohexane	40.000	34.171	14.6	87	0.00	7.61
			AvgRF	CCRF	%Dev			
33	C	Chloroform	0.637	0.629	1.3	107	0.00	7.74
			Amount	Calc.	%Drift			
34		Ethyl acetate	200.000	190.242	4.9	92	0.00	8.00
35		Tetrahydrofuran	40.000	37.360	6.6	91	-0.04	8.00
			AvgRF	CCRF	%Dev			
36	S	Dibromofluoromethane	0.296	0.288	2.7	104	0.00	8.07
37		Carbon Tetrachloride	0.437	0.402	8.0	97	0.00	7.98
38		1,1,1-Trichloroethane	0.522	0.469	10.2	93	0.00	8.10
			Amount	Calc.	%Drift			
39		2-Butanone	200.000	209.037	-4.5	102	0.00	8.30
40		1,1-Dichloropropene	40.000	40.806	-2.0	107	0.00	8.34
41		tert-Butyl formate	----------NA----------					
			AvgRF	CCRF	%Dev			
42		Propionitrile	0.041	0.038	7.3	88	0.00	8.79
			Amount	Calc.	%Drift			
43		Methacrylonitrile	400.000	349.101	12.7	88	0.00	8.83
			AvgRF	CCRF	%Dev			
44		Benzene	1.152	1.227	-6.5	106	0.00	8.77
			Amount	Calc.	%Drift			
45		TAME	40.000	46.607	-16.5	126	0.00	9.01
			AvgRF	CCRF	%Dev			
46	S	1,2-Dichloroethane-d4	0.398	0.359	9.8	98	0.00	8.98
47		1,2-Dichloroethane	0.573	0.531	7.3	99	0.00	9.09
48		Trichloroethene	0.344	0.344	0.0	104	0.00	9.64
			Amount	Calc.	%Drift			
49		Methylcyclohexane	40.000	37.716	5.7	98	0.00	9.63
			AvgRF	CCRF	%Dev			
50		Dibromomethane	0.199	0.194	2.5	101	0.00	10.14
51	C	1,2-Dichloropropane	0.358	0.394	-10.1	108	0.00	10.24
52		Bromodichloromethane	0.439	0.459	-4.6	107	0.00	10.33
			Amount	Calc.	%Drift			
53		Methyl methacrylate	40.000	37.108	7.2	89	0.00	10.51
54		2-Chloroethyl vinyl ether	200.000	194.584	2.7	98	0.00	10.91
55		cis-1,3-Dichloropropene	40.000	39.317	1.7	103	0.00	10.97

Initial Calibration Verification

Job Number: FA60039
Account: TTNASA Tetra Tech NUS
Project: NASA-LC 34

Sample: VI1803-ICV1803
Lab FileID: I59314.D

			AvgRF	CCRF	%Dev			
56	I	Chlorobenzene-d5	1.000	1.000	0.0	106	0.00	12.45
57	S	Toluene-d8	1.343	1.356	-1.0	106	0.00	11.14
58	C	Toluene	1.777	1.822	-2.5	105	0.00	11.19
59		2-Nitropropane	0.099	0.087	12.1	82	0.00	11.38
			Amount	Calc.	%Drift			
60		4-Methyl-2-pentanone	200.000	202.033	-1.0	97	0.00	11.52
61		trans-1,3-Dichloropropene	40.000	41.913	-4.8	108	0.00	11.56
			AvgRF	CCRF	%Dev			
62		Tetrachloroethene	0.463	0.483	-4.3	107	0.00	11.55
			Amount	Calc.	%Drift			
63		Ethyl methacrylate	40.000	38.237	4.4	93	0.00	11.70
			AvgRF	CCRF	%Dev			
64		1,1,2-Trichloroethane	0.327	0.326	0.3	101	0.00	11.70
65		Dibromochloromethane	0.421	0.438	-4.0	102	0.00	11.86
66		1,3-Dichloropropane	0.626	0.626	0.0	95	0.00	11.92
67		1,2-Dibromoethane	0.338	0.346	-2.4	97	0.00	12.05
			Amount	Calc.	%Drift			
68		2-hexanone	200.000	186.375	6.8	91	0.00	12.21
69		1-Chlorohexane	40.000	38.122	4.7	98	0.00	12.43
			AvgRF	CCRF	%Dev			
70	C	Ethylbenzene	2.049	2.122	-3.6	104	0.00	12.48
71	P	Chlorobenzene	1.182	1.148	2.9	103	0.00	12.46
72		1,1,1,2-Tetrachloroethane	0.426	0.429	-0.7	104	0.00	12.51
73		m,p-Xylene	1.515	1.636	-8.0	104	0.00	12.59
			Amount	Calc.	%Drift			
74		o-Xylene	40.000	41.606	-4.0	107	0.00	12.91
75		Styrene	40.000	41.820	-4.6	108	0.00	12.95
			AvgRF	CCRF	%Dev			
76	P	Bromoform	0.244	0.243	0.4	95	0.00	12.98
			Amount	Calc.	%Drift			
77		Isopropylbenzene	40.000	42.732	-6.8	111	0.00	13.13
			AvgRF	CCRF	%Dev			
78	I	1,4-Dichlorobenzene-d4	1.000	1.000	0.0	105	0.00	14.13
79	S	4-Bromofluorobenzene	0.758	0.784	-3.4	107	0.00	13.35
			Amount	Calc.	%Drift			
80		cis-1,4-Dichloro-2-butene	40.000	34.186	14.5	82	0.00	13.38
			AvgRF	CCRF	%Dev			
81		n-Propylbenzene	4.417	4.723	-6.9	102	0.00	13.42
82		Bromobenzene	0.907	0.918	-1.2	103	0.00	13.43
83	P	1,1,2,2-Tetrachloroethane	0.864	0.786	9.0	91	0.00	13.47
			Amount	Calc.	%Drift			
84		1,3,5-Trimethylbenzene	40.000	40.179	-0.4	103	0.00	13.55
85		2-Chlorotoluene	40.000	39.998	0.0	103	0.00	13.67
86		trans-1,4-Dichloro-2-Bute	40.000	32.515	18.7	79	0.00	13.59

Initial Calibration Verification

Job Number: FA60039
Account: TTNASA Tetra Tech NUS
Project: NASA-LC 34

Sample: VI1803-ICV1803
Lab FileID: I59314.D

			AvgRF	CCRF	%Dev			
87	1,2,3-Trichloropropane		0.236	0.207	12.3	87	0.00	13.57
			Amount	Calc.	%Drift			
88	Cyclohexanone		200.000	94.775	52.6#	43	0.00	13.62
89	4-Chlorotoluene		40.000	39.998	0.0	103	0.00	13.67
90	tert-Butylbenzene		40.000	39.588	1.0	100	0.00	13.78
			AvgRF	CCRF	%Dev			
91	a-Methyl styrene			----------NA----------				
			Amount	Calc.	%Drift			
92	1,2,4-Trimethylbenzene		40.000	38.811	3.0	99	0.00	13.82
			AvgRF	CCRF	%Dev			
93	Pentachloroethane		0.588	0.558	5.1	94	0.00	13.82
			Amount	Calc.	%Drift			
94	sec-Butylbenzene		40.000	40.070	-0.2	102	0.00	13.90
95	4-Isopropyltoluene		40.000	40.809	-2.0	104	0.00	13.99
			AvgRF	CCRF	%Dev			
96	1,3-Dichlorobenzene		1.714	1.806	-5.4	104	0.00	14.08
97	1,4-Dichlorobenzene		1.929	1.836	4.8	101	0.00	14.14
			Amount	Calc.	%Drift			
98	n-Butylbenzene		40.000	39.880	0.3	101	0.00	14.28
99	Benzyl Chloride		40.000	36.829	7.9	90	0.00	14.29
			AvgRF	CCRF	%Dev			
100	1,2-Dichlorobenzene		1.649	1.672	-1.4	99	0.00	14.43
			Amount	Calc.	%Drift			
101	1,2-Dibromo-3-Chloropropa		40.000	34.224	14.4	81	0.00	14.96
			AvgRF	CCRF	%Dev			
102	Hexachlorobutadiene		0.679	0.713	-5.0	102	0.00	15.37
			Amount	Calc.	%Drift			
103	1,2,4-Trichlorobenzene		40.000	39.041	2.4	96	0.00	15.42
104	Naphthalene		40.000	36.386	9.0	87	0.00	15.63
105	1,2,3-Trichlorobenzene		40.000	37.864	5.3	93	0.00	15.76
			AvgRF	CCRF	%Dev			
106 I	Tert Butyl Alcohol-d10		1.000	1.000	0.0	102	-0.01	5.62
			Amount	Calc.	%Drift			
107	Ethanol		800.000	834.843	-4.4	97	0.00	4.22
			AvgRF	CCRF	%Dev			
108	Acrolein		3.203	2.902	9.4	92	0.00	4.69
109	Tert Butyl Alcohol			----------NA----------				
			Amount	Calc.	%Drift			
110	Isobutyl alcohol		800.000	701.050	12.4	87	0.00	9.22
111	Tert Amyl Alcohol		400.000	344.432	13.9	82	0.00	9.34
112	1,4-Dioxane		800.000	749.239	6.3	89	0.00	10.54
113	3,3-Dimethyl-1-butanol		2000.000	1740.780	13.0	86	0.00	12.20

Initial Calibration Verification

Job Number: FA60039
Account: TTNASA Tetra Tech NUS
Project: NASA-LC 34

Sample: VI1803-ICV1803
Lab FileID: I59314.D

(#) = Out of Range SPCC's out = 0 CCC's out = 0
I59302.D I-December1218.M Thu Dec 13 10:09:41 2018

Continuing Calibration Summary

Job Number: FA60039
Account: TTNASA Tetra Tech NUS
Project: NASA-LC 34

Sample: VI1805-CC1803
Lab FileID: I59343.D

Evaluate Continuing Calibration Report

Data File : C:\msdchem\2\DATA\121418\I59343.D Vial: 2
Acq On : 14 Dec 2018 9:46 am Operator: ANAJ
Sample : CC1803-5 Inst : MSVOA16
Misc : MS42113,VI1805,,,,, Multiplr: 1.00
MS Integration Params: med.p

Method : C:\msdchem\2\MET...I-December1218.M (RTE Integrator)
Title : SW-846 Method 5035A/8260B
Last Update : Thu Dec 13 09:55:26 2018
Response via : Multiple Level Calibration

Min. RRF : 0.000 Min. Rel. Area : 50% Max. R.T. Dev 0.50min
Max. RRF Dev : 20% Max. Rel. Area : 200%

		Compound	AvgRF	CCRF	%Dev	Area%	Dev(min)	R.T.
1	I	Fluorobenzene	1.000	1.000	0.0	118	0.00	9.40
2		Dichlorodifluoromethane	0.336	0.295	12.2	100	-0.01	2.14
3	P	Chloromethane	0.641	0.630	1.7	117	0.00	2.44
4		1,3-Butadiene	0.265	0.220	17.0	98	0.00	2.58
5	C	Vinyl Chloride	0.325	0.327	-0.6	116	0.00	2.56
6		Bromomethane	0.206	0.189	8.3	108	0.01	3.05
7		Chloroethane	0.136	0.117	14.0	107	0.00	3.24
8		Trichlorofluoromethane	0.477	0.430	9.9	105	0.00	3.45
9		Ethyl Ether	0.216	0.238	-10.2	129	0.00	3.89
10		1,2-Dichlorotrifluoroetha	0.319	0.289	9.4	108	0.00	4.24
11	C	1,1-Dichloroethene	0.467	0.457	2.1	114	0.00	4.20
			Amount	Calc.	%Drift			
12		Freon 113	40.000	38.301	4.2	112	-0.01	4.29
			AvgRF	CCRF	%Dev			
13		Carbon Disulfide	0.725	0.726	-0.1	115	0.00	4.22
14		Iodomethane	0.361	0.349	3.3	107	-0.01	4.42
15		Allyl chloride	0.376	0.365	2.9	113	0.01	4.91
			Amount	Calc.	%Drift			
16		Methylene Chloride	40.000	39.810	0.5	116	-0.02	5.11
			AvgRF	CCRF	%Dev			
17		Acetone	0.070	0.073	-4.3	130	0.00	5.14
18		Methyl acetate	0.178	0.165	7.3	79	0.00	5.35
19		trans-1,2-Dichloroethene	0.429	0.401	6.5	91	0.00	5.33
			Amount	Calc.	%Drift			
20		Hexane	40.000	28.455	28.9#	79	0.00	5.47
			AvgRF	CCRF	%Dev			
21		Methyl Tert Butyl Ether	0.421	0.469	-11.4	130	0.00	5.54
			Amount	Calc.	%Drift			
22		Acetonitrile	400.000	435.688	-8.9	123	0.02	5.87
23		Di-isopropyl ether	40.000	47.336	-18.3	141	0.00	6.17
24		Chloroprene	40.000	39.032	2.4	112	0.00	6.27
			AvgRF	CCRF	%Dev			
25	P	1,1-Dichloroethane	0.702	0.678	3.4	112	0.00	6.31
26		Acrylonitrile	0.119	0.139	-16.8	124	0.00	6.37

Continuing Calibration Summary

Job Number: FA60039
Account: TTNASA Tetra Tech NUS
Project: NASA-LC 34

Sample: VI1805-CC1803
Lab FileID: I59343.D

			Amount	Calc.	%Drift			
27		ETBE	40.000	55.426	-38.6#	169	0.00	6.79
28		Vinyl acetate	200.000	221.879	-10.9	123	0.00	6.76
			AvgRF	CCRF	%Dev			
29		cis-1,2-Dichloroethene	0.291	0.319	-9.6	116	0.00	7.24
30		2,2-Dichloropropane	0.140	0.100	28.6#	76	0.00	7.42
31		Bromochloromethane	0.165	0.168	-1.8	115	0.00	7.58
			Amount	Calc.	%Drift			
32		Cyclohexane	40.000	36.177	9.6	103	0.00	7.61
			AvgRF	CCRF	%Dev			
33	C	Chloroform	0.637	0.597	6.3	112	0.00	7.74
			Amount	Calc.	%Drift			
34		Ethyl acetate	200.000	235.670	-17.8	128	0.00	8.00
35		Tetrahydrofuran	40.000	46.552	-16.4	126	0.00	8.03
			AvgRF	CCRF	%Dev			
36	S	Dibromofluoromethane	0.296	0.280	5.4	112	0.00	8.06
37		Carbon Tetrachloride	0.437	0.367	16.0	98	0.00	7.98
38		1,1,1-Trichloroethane	0.522	0.459	12.1	101	0.00	8.09
			Amount	Calc.	%Drift			
39		2-Butanone	200.000	243.977	-22.0#	133	0.00	8.30
40		1,1-Dichloropropene	40.000	40.254	-0.6	116	0.00	8.33
41		tert-Butyl formate	400.000	334.239	16.4	96	0.00	8.56
			AvgRF	CCRF	%Dev			
42		Propionitrile	0.041	0.049	-19.5	127	0.00	8.78
			Amount	Calc.	%Drift			
43		Methacrylonitrile	400.000	446.723	-11.7	122	0.00	8.83
			AvgRF	CCRF	%Dev			
44		Benzene	1.152	1.216	-5.6	116	0.00	8.77
			Amount	Calc.	%Drift			
45		TAME	40.000	51.718	-29.3#	157	0.00	9.01
			AvgRF	CCRF	%Dev			
46	S	1,2-Dichloroethane-d4	0.398	0.367	7.8	111	0.00	8.98
47		1,2-Dichloroethane	0.573	0.543	5.2	112	0.00	9.09
48		Trichloroethene	0.344	0.339	1.5	113	0.00	9.64
			Amount	Calc.	%Drift			
49		Methylcyclohexane	40.000	39.568	1.1	114	0.00	9.63
			AvgRF	CCRF	%Dev			
50		Dibromomethane	0.199	0.202	-1.5	117	0.00	10.14
51	C	1,2-Dichloropropane	0.358	0.384	-7.3	116	0.00	10.24
52		Bromodichloromethane	0.439	0.429	2.3	110	0.00	10.33
			Amount	Calc.	%Drift			
53		Methyl methacrylate	40.000	47.254	-18.1	132	0.00	10.51
54		2-Chloroethyl vinyl ether	200.000	205.610	-2.8	115	0.00	10.91
55		cis-1,3-Dichloropropene	40.000	39.421	1.4	114	0.00	10.97

Continuing Calibration Summary

Job Number: FA60039
Account: TTNASA Tetra Tech NUS
Project: NASA-LC 34

Sample: VI1805-CC1803
Lab FileID: I59343.D

			AvgRF	CCRF	%Dev			
56	I	Chlorobenzene-d5	1.000	1.000	0.0	118	0.00	12.45
57	S	Toluene-d8	1.343	1.338	0.4	117	0.00	11.14
58	C	Toluene	1.777	1.782	-0.3	115	0.00	11.19
59		2-Nitropropane	0.099	0.116	-17.2	122	0.00	11.38
			Amount	Calc.	%Drift			
60		4-Methyl-2-pentanone	200.000	235.432	-17.7	127	0.00	11.52
61		trans-1,3-Dichloropropene	40.000	40.929	-2.3	117	0.00	11.56
			AvgRF	CCRF	%Dev			
62		Tetrachloroethene	0.463	0.472	-1.9	116	0.00	11.55
			Amount	Calc.	%Drift			
63		Ethyl methacrylate	40.000	44.238	-10.6	123	0.00	11.70
			AvgRF	CCRF	%Dev			
64		1,1,2-Trichloroethane	0.327	0.343	-4.9	118	0.00	11.70
65		Dibromochloromethane	0.421	0.435	-3.3	112	0.00	11.86
66		1,3-Dichloropropane	0.626	0.681	-8.8	116	0.00	11.92
67		1,2-Dibromoethane	0.338	0.379	-12.1	118	0.00	12.05
			Amount	Calc.	%Drift			
68		2-hexanone	200.000	235.684	-17.8	128	0.00	12.21
69		1-Chlorohexane	40.000	39.493	1.3	113	0.00	12.43
			AvgRF	CCRF	%Dev			
70	C	Ethylbenzene	2.049	2.093	-2.1	115	0.00	12.48
71	P	Chlorobenzene	1.182	1.147	3.0	115	0.00	12.46
72		1,1,1,2-Tetrachloroethane	0.426	0.414	2.8	111	0.00	12.51
73		m,p-Xylene	1.515	1.596	-5.3	113	0.00	12.59
			Amount	Calc.	%Drift			
74		o-Xylene	40.000	39.948	0.1	114	0.00	12.91
75		Styrene	40.000	40.615	-1.5	116	0.00	12.95
			AvgRF	CCRF	%Dev			
76	P	Bromoform	0.244	0.265	-8.6	115	0.00	12.98
			Amount	Calc.	%Drift			
77		Isopropylbenzene	40.000	40.244	-0.6	116	0.00	13.13
			AvgRF	CCRF	%Dev			
78	I	1,4-Dichlorobenzene-d4	1.000	1.000	0.0	118	0.00	14.13
79	S	4-Bromofluorobenzene	0.758	0.768	-1.3	118	0.00	13.35
			Amount	Calc.	%Drift			
80		cis-1,4-Dichloro-2-butene	40.000	41.249	-3.1	113	0.00	13.37
			AvgRF	CCRF	%Dev			
81		n-Propylbenzene	4.417	4.686	-6.1	114	0.00	13.42
82		Bromobenzene	0.907	0.916	-1.0	115	0.00	13.43
83	P	1,1,2,2-Tetrachloroethane	0.864	0.919	-6.4	120	0.00	13.47
			Amount	Calc.	%Drift			
84		1,3,5-Trimethylbenzene	40.000	38.864	2.8	112	0.00	13.55
85		2-Chlorotoluene	40.000	39.050	2.4	113	0.00	13.67
86		trans-1,4-Dichloro-2-Bute	40.000	42.250	-5.6	117	0.00	13.59

Continuing Calibration Summary

Job Number: FA60039
Account: TTNASA Tetra Tech NUS
Project: NASA-LC 34

Sample: VI1805-CC1803
Lab FileID: I59343.D

			AvgRF	CCRF	%Dev			
87	1,2,3-Trichloropropane		0.236	0.255	-8.1	120	0.00	13.57
			Amount	Calc.	%Drift			
88	Cyclohexanone		200.000	249.779	-24.9#	135	0.00	13.62
89	4-Chlorotoluene		40.000	39.050	2.4	113	0.00	13.67
90	tert-Butylbenzene		40.000	38.786	3.0	111	0.00	13.78
			AvgRF	CCRF	%Dev			
91	a-Methyl styrene			----------NA----------				
			Amount	Calc.	%Drift			
92	1,2,4-Trimethylbenzene		40.000	38.814	3.0	112	0.00	13.82
			AvgRF	CCRF	%Dev			
93	Pentachloroethane		0.588	0.575	2.2	109	0.00	13.82
			Amount	Calc.	%Drift			
94	sec-Butylbenzene		40.000	39.787	0.5	114	0.00	13.90
95	4-Isopropyltoluene		40.000	39.873	0.3	114	0.00	13.99
			AvgRF	CCRF	%Dev			
96	1,3-Dichlorobenzene		1.714	1.762	-2.8	114	0.00	14.08
97	1,4-Dichlorobenzene		1.929	1.832	5.0	114	0.00	14.14
			Amount	Calc.	%Drift			
98	n-Butylbenzene		40.000	40.189	-0.5	114	0.00	14.28
99	Benzyl Chloride		40.000	43.516	-8.8	122	0.00	14.29
			AvgRF	CCRF	%Dev			
100	1,2-Dichlorobenzene		1.649	1.724	-4.5	115	0.00	14.43
			Amount	Calc.	%Drift			
101	1,2-Dibromo-3-Chloropropa		40.000	42.023	-5.1	113	0.00	14.96
			AvgRF	CCRF	%Dev			
102	Hexachlorobutadiene		0.679	0.655	3.5	106	0.00	15.37
			Amount	Calc.	%Drift			
103	1,2,4-Trichlorobenzene		40.000	40.634	-1.6	113	0.00	15.42
104	Naphthalene		40.000	44.650	-11.6	122	0.00	15.63
105	1,2,3-Trichlorobenzene		40.000	40.842	-2.1	113	0.00	15.76
			AvgRF	CCRF	%Dev			
106	I Tert Butyl Alcohol-d10		1.000	1.000	0.0	133	-0.02	5.61
			Amount	Calc.	%Drift			
107	Ethanol		800.000	876.614	-9.6	132	0.00	4.22
			AvgRF	CCRF	%Dev			
108	Acrolein		3.203	3.296	-2.9	136	0.02	4.71
109	Tert Butyl Alcohol		2.372	2.525	-6.5	133	-0.01	5.73
			Amount	Calc.	%Drift			
110	Isobutyl alcohol		800.000	895.121	-11.9	144	0.00	9.22
111	Tert Amyl Alcohol		400.000	452.212	-13.1	142	0.00	9.34
112	1,4-Dioxane		800.000	887.168	-10.9	138	0.00	10.54
113	3,3-Dimethyl-1-butanol		2000.000	2083.823	-4.2	134	0.00	12.20

Continuing Calibration Summary

Job Number: FA60039
Account: TTNASA Tetra Tech NUS
Project: NASA-LC 34

Sample: VI1805-CC1803
Lab FileID: I59343.D

```
------------------------------------------------------------------------------
------------------------------------------------------------------------------

   (#) = Out of Range                SPCC's out = 0  CCC's out = 0
    I59302.D   I-December1218.M        Fri Dec 14 10:08:44 2018
```

Continuing Calibration Summary

Job Number: FA60039
Account: TTNASA Tetra Tech NUS
Project: NASA-LC 34

Sample: VI1805-ECC1803
Lab FileID: I59370.D

Evaluate Continuing Calibration Report

Data File : C:\msdchem\2\DATA\121418\I59370.D Vial: 25
Acq On : 14 Dec 2018 8:57 pm Operator: ANAJ
Sample : ECC1803-5 Inst : MSVOA16
Misc : MS42125,VI1805,,,,, Multiplr: 1.00
MS Integration Params: med.p

Method : C:\msdchem\2\MET...I-December1218.M (RTE Integrator)
Title : SW-846 Method 5035A/8260B
Last Update : Thu Dec 13 09:55:26 2018
Response via : Multiple Level Calibration

Min. RRF : 0.000 Min. Rel. Area : 50% Max. R.T. Dev 0.50min
Max. RRF Dev : 50% Max. Rel. Area : 200%

		Compound	AvgRF	CCRF	%Dev	Area%	Dev(min)	R.T.
1	I	Fluorobenzene	1.000	1.000	0.0	110	0.00	9.40
2		Dichlorodifluoromethane	0.336	0.282	16.1	89	0.00	2.16
3	P	Chloromethane	0.641	0.628	2.0	109	0.00	2.44
4		1,3-Butadiene	0.265	0.256	3.4	106	0.01	2.60
5	C	Vinyl Chloride	0.325	0.330	-1.5	108	0.00	2.55
6		Bromomethane	0.206	0.188	8.7	99	0.00	3.05
7		Chloroethane	0.136	0.113	16.9	96	0.00	3.25
8		Trichlorofluoromethane	0.477	0.448	6.1	102	0.00	3.45
9		Ethyl Ether	0.216	0.227	-5.1	114	0.01	3.91
10		1,2-Dichlorotrifluoroetha	0.319	0.300	6.0	104	0.00	4.25
11	C	1,1-Dichloroethene	0.467	0.449	3.9	104	0.00	4.22
		----------	Amount	Calc.	%Drift	----------		
12		Freon 113	40.000	35.773	10.6	97	0.00	4.30
		----------	AvgRF	CCRF	%Dev	----------		
13		Carbon Disulfide	0.725	0.706	2.6	104	0.00	4.23
14		Iodomethane	0.361	0.344	4.7	97	0.00	4.43
15		Allyl chloride	0.376	0.369	1.9	106	0.02	4.92
		----------	Amount	Calc.	%Drift	----------		
16		Methylene Chloride	40.000	42.528	-6.3	115	0.00	5.12
		----------	AvgRF	CCRF	%Dev	----------		
17		Acetone	0.070	0.071	-1.4	117	0.00	5.15
18		Methyl acetate	0.178	0.171	3.9	76	0.00	5.36
19		trans-1,2-Dichloroethene	0.429	0.428	0.2	90	0.01	5.34
		----------	Amount	Calc.	%Drift	----------		
20		Hexane	40.000	38.596	3.5	100	0.00	5.47
		----------	AvgRF	CCRF	%Dev	----------		
21		Methyl Tert Butyl Ether	0.421	0.481	-14.3	123	0.00	5.54
		----------	Amount	Calc.	%Drift	----------		
22		Acetonitrile	400.000	477.503	-19.4	126	0.01	5.87
23		Di-isopropyl ether	40.000	37.578	6.1	101	0.00	6.17
24		Chloroprene	40.000	37.462	6.3	99	0.00	6.28
		----------	AvgRF	CCRF	%Dev	----------		
25	P	1,1-Dichloroethane	0.702	0.682	2.8	105	0.00	6.31
26		Acrylonitrile	0.119	0.135	-13.4	111	0.00	6.38

Continuing Calibration Summary

Job Number: FA60039
Account: TTNASA Tetra Tech NUS
Project: NASA-LC 34

Sample: VI1805-ECC1803
Lab FileID: I59370.D

			Amount	Calc.	%Drift			
27		ETBE	40.000	38.018	5.0	104	0.00	6.79
28		Vinyl acetate	200.000	212.917	-6.5	109	0.00	6.76
			AvgRF	CCRF	%Dev			
29		cis-1,2-Dichloroethene	0.291	0.300	-3.1	101	0.00	7.24
30		2,2-Dichloropropane	0.140	0.109	22.1	77	0.00	7.42
31		Bromochloromethane	0.165	0.168	-1.8	106	0.00	7.58
			Amount	Calc.	%Drift			
32		Cyclohexane	40.000	36.758	8.1	97	0.00	7.61
			AvgRF	CCRF	%Dev			
33	C	Chloroform	0.637	0.599	6.0	104	0.00	7.75
			Amount	Calc.	%Drift			
34		Ethyl acetate	200.000	225.843	-12.9	113	0.00	8.00
35		Tetrahydrofuran	40.000	45.183	-13.0	113	0.00	8.03
			AvgRF	CCRF	%Dev			
36	S	Dibromofluoromethane	0.296	0.293	1.0	109	0.00	8.07
37		Carbon Tetrachloride	0.437	0.414	5.3	103	0.00	7.99
38		1,1,1-Trichloroethane	0.522	0.484	7.3	99	0.00	8.10
			Amount	Calc.	%Drift			
39		2-Butanone	200.000	228.328	-14.2	115	0.00	8.31
40		1,1-Dichloropropene	40.000	39.127	2.2	104	0.00	8.34
41		tert-Butyl formate	400.000	345.104	13.7	92	0.00	8.56
			AvgRF	CCRF	%Dev			
42		Propionitrile	0.041	0.048	-17.1	116	0.00	8.79
			Amount	Calc.	%Drift			
43		Methacrylonitrile	400.000	470.944	-17.7	119	0.00	8.83
			AvgRF	CCRF	%Dev			
44		Benzene	1.152	1.215	-5.5	108	0.00	8.78
			Amount	Calc.	%Drift			
45		TAME	40.000	36.996	7.5	100	0.00	9.02
			AvgRF	CCRF	%Dev			
46	S	1,2-Dichloroethane-d4	0.398	0.381	4.3	107	0.00	8.98
47		1,2-Dichloroethane	0.573	0.551	3.8	105	0.00	9.09
48		Trichloroethene	0.344	0.347	-0.9	108	0.00	9.64
			Amount	Calc.	%Drift			
49		Methylcyclohexane	40.000	39.849	0.4	106	0.00	9.64
			AvgRF	CCRF	%Dev			
50		Dibromomethane	0.199	0.201	-1.0	108	0.00	10.14
51	C	1,2-Dichloropropane	0.358	0.374	-4.5	105	0.00	10.24
52		Bromodichloromethane	0.439	0.429	2.3	102	0.00	10.33
			Amount	Calc.	%Drift			
53		Methyl methacrylate	40.000	42.655	-6.6	108	0.00	10.51
54		2-Chloroethyl vinyl ether	200.000	211.161	-5.6	110	0.00	10.91
55		cis-1,3-Dichloropropene	40.000	38.313	4.2	102	0.00	10.97

Continuing Calibration Summary

Job Number: FA60039
Account: TTNASA Tetra Tech NUS
Project: NASA-LC 34

Sample: VI1805-ECC1803
Lab FileID: I59370.D

			AvgRF	CCRF	%Dev			
56	I	Chlorobenzene-d5	1.000	1.000	0.0	113	0.00	12.45
57	S	Toluene-d8	1.343	1.308	2.6	109	0.00	11.15
58	C	Toluene	1.777	1.775	0.1	109	0.00	11.19
59		2-Nitropropane	0.099	0.111	-12.1	111	0.00	11.38
			Amount	Calc.	%Drift			
60		4-Methyl-2-pentanone	200.000	233.504	-16.8	120	0.00	11.52
61		trans-1,3-Dichloropropene	40.000	38.394	4.0	104	0.00	11.56
			AvgRF	CCRF	%Dev			
62		Tetrachloroethene	0.463	0.514	-11.0	120	0.00	11.55
			Amount	Calc.	%Drift			
63		Ethyl methacrylate	40.000	41.283	-3.2	108	0.00	11.70
			AvgRF	CCRF	%Dev			
64		1,1,2-Trichloroethane	0.327	0.345	-5.5	113	0.00	11.70
65		Dibromochloromethane	0.421	0.428	-1.7	105	0.00	11.86
66		1,3-Dichloropropane	0.626	0.672	-7.3	108	0.00	11.92
67		1,2-Dibromoethane	0.338	0.361	-6.8	107	0.00	12.05
			Amount	Calc.	%Drift			
68		2-hexanone	200.000	233.998	-17.0	121	0.00	12.21
69		1-Chlorohexane	40.000	39.024	2.4	106	0.00	12.43
			AvgRF	CCRF	%Dev			
70	C	Ethylbenzene	2.049	2.076	-1.3	108	0.00	12.48
71	P	Chlorobenzene	1.182	1.156	2.2	110	0.00	12.46
72		1,1,1,2-Tetrachloroethane	0.426	0.414	2.8	106	0.00	12.51
73		m,p-Xylene	1.515	1.607	-6.1	108	0.00	12.59
			Amount	Calc.	%Drift			
74		o-Xylene	40.000	37.724	5.7	102	0.00	12.91
75		Styrene	40.000	40.089	-0.2	109	0.00	12.95
			AvgRF	CCRF	%Dev			
76	P	Bromoform	0.244	0.257	-5.3	106	0.00	12.98
			Amount	Calc.	%Drift			
77		Isopropylbenzene	40.000	39.934	0.2	109	0.00	13.13
			AvgRF	CCRF	%Dev			
78	I	1,4-Dichlorobenzene-d4	1.000	1.000	0.0	112	0.00	14.13
79	S	4-Bromofluorobenzene	0.758	0.751	0.9	109	0.00	13.35
			Amount	Calc.	%Drift			
80		cis-1,4-Dichloro-2-butene	40.000	36.750	8.1	95	0.00	13.38
			AvgRF	CCRF	%Dev			
81		n-Propylbenzene	4.417	4.723	-6.9	109	0.00	13.43
82		Bromobenzene	0.907	0.934	-3.0	112	0.00	13.43
83	P	1,1,2,2-Tetrachloroethane	0.864	0.921	-6.6	114	0.00	13.47
			Amount	Calc.	%Drift			
84		1,3,5-Trimethylbenzene	40.000	39.313	1.7	108	0.00	13.55
85		2-Chlorotoluene	40.000	38.892	2.8	107	0.00	13.67
86		trans-1,4-Dichloro-2-Bute	40.000	38.539	3.7	101	0.00	13.59

Continuing Calibration Summary

Job Number: FA60039
Account: TTNASA Tetra Tech NUS
Project: NASA-LC 34

Sample: VI1805-ECC1803
Lab FileID: I59370.D

			AvgRF	CCRF	%Dev			
87	1,2,3-Trichloropropane		0.236	0.251	-6.4	113	0.00	13.57
			Amount	Calc.	%Drift			
88	Cyclohexanone		200.000	219.708	-9.9	111	0.00	13.62
89	4-Chlorotoluene		40.000	38.892	2.8	107	0.00	13.67
90	tert-Butylbenzene		40.000	38.700	3.2	105	0.00	13.78
			AvgRF	CCRF	%Dev			
91	a-Methyl styrene		0.000	0.034	0.0	0#	0.00	13.12
			Amount	Calc.	%Drift			
92	1,2,4-Trimethylbenzene		40.000	39.133	2.2	107	0.00	13.82
			AvgRF	CCRF	%Dev			
93	Pentachloroethane		0.588	0.537	8.7	97	0.00	13.82
			Amount	Calc.	%Drift			
94	sec-Butylbenzene		40.000	40.020	-0.1	109	0.00	13.90
95	4-Isopropyltoluene		40.000	40.211	-0.5	109	0.00	13.99
			AvgRF	CCRF	%Dev			
96	1,3-Dichlorobenzene		1.714	1.783	-4.0	110	0.00	14.08
97	1,4-Dichlorobenzene		1.929	1.882	2.4	111	0.00	14.14
			Amount	Calc.	%Drift			
98	n-Butylbenzene		40.000	39.398	1.5	106	0.00	14.28
99	Benzyl Chloride		40.000	37.144	7.1	98	0.00	14.29
			AvgRF	CCRF	%Dev			
100	1,2-Dichlorobenzene		1.649	1.728	-4.8	109	0.00	14.43
			Amount	Calc.	%Drift			
101	1,2-Dibromo-3-Chloropropa		40.000	39.386	1.5	100	0.00	14.96
			AvgRF	CCRF	%Dev			
102	Hexachlorobutadiene		0.679	0.621	8.5	95	0.00	15.37
			Amount	Calc.	%Drift			
103	1,2,4-Trichlorobenzene		40.000	38.190	4.5	101	0.00	15.42
104	Naphthalene		40.000	40.732	-1.8	105	0.00	15.63
105	1,2,3-Trichlorobenzene		40.000	39.115	2.2	103	0.00	15.76
			AvgRF	CCRF	%Dev			
106	I Tert Butyl Alcohol-d10		1.000	1.000	0.0	100	0.00	5.63
			Amount	Calc.	%Drift			
107	Ethanol		800.000	1007.857	-26.0	113	0.02	4.23
			AvgRF	CCRF	%Dev			
108	Acrolein		3.203	3.763	-17.5	117	0.02	4.71
109	Tert Butyl Alcohol		2.372	3.310	-39.5	132	0.00	5.74
			Amount	Calc.	%Drift			
110	Isobutyl alcohol		800.000	1001.868	-25.2	121	0.00	9.22
111	Tert Amyl Alcohol		400.000	444.810	-11.2	105	0.00	9.34
112	1,4-Dioxane		800.000	898.344	-12.3	105	0.00	10.54
113	3,3-Dimethyl-1-butanol		2000.000	2447.946	-22.4	117	0.00	12.20

Continuing Calibration Summary

Job Number: FA60039
Account: TTNASA Tetra Tech NUS
Project: NASA-LC 34

Sample: VI1805-ECC1803
Lab FileID: I59370.D

(#) = Out of Range SPCC's out = 0 CCC's out = 0
I59302.D I-December1218.M Sat Dec 15 09:52:39 2018

Initial Calibration Summary

Job Number: FA60039
Account: TTNASA Tetra Tech NUS
Project: NASA-LC 34

Sample: VY1510-ICC1510
Lab FileID: Y38012.D

Response Factor Report MSVOA14-Y

Method : C:\msdchem\1\METHODS\Y-nov0818w.M (RTE Integrator)
Title : SW-846 Method 5035A/8260B
Last Update : Fri Nov 09 08:03:13 2018
Response via : Initial Calibration

Calibration Files
1 =Y38008.D 2 =Y38009.D 3 =Y38010.D 4 =Y38011.D
5 =Y38012.D 6 =Y38013.D 7 =Y38014.D

Compound	1	2	3	4	5	6	7	Avg	%RSD
1) I Fluorobenzene	----------ISTD----------								
2) Dichlorodifluorom	0.267	0.292	0.293	0.293	0.276	0.293	0.250	0.281	6.03
3)P Chloromethane	0.298	0.301	0.297	0.288	0.278	0.274	0.259	0.285	5.48
4) 1,3-butadiene	0.285	0.244	0.225	0.228	0.220	0.189	0.214	0.229	12.92
5)C Vinyl Chloride	0.242	0.270	0.276	0.273	0.268	0.269	0.259	0.265	4.33
6) Bromomethane	0.047	0.061	0.067	0.076	0.078	0.083	0.088	0.071	19.65
---- Quadratic regr., Force(0,0) ---- Coefficient = 0.9999									
Response Ratio = 0.00000 + 0.07092 *A + 0.00844 *A^2									
7) Chloroethane	0.152	0.156	0.151	0.117	0.107	0.102	0.101	0.126	20.20
---- Quadratic regr., Force(0,0) ---- Coefficient = 0.9979									
Response Ratio = 0.00000 + 0.11601 *A + -0.00824 *A^2									
8) Trichlorofluorome	0.354	0.361	0.362	0.366	0.357	0.337	0.335	0.353	3.46
9) Ethyl Ether	0.156	0.153	0.159	0.161	0.162	0.169	0.163	0.160	3.23
10) 1,2-Dichlorotrifl	0.238	0.240	0.240	0.237	0.226	0.231	0.222	0.233	3.04
11)C 1,1-Dichloroethen	0.315	0.323	0.329	0.332	0.317	0.333	0.319	0.324	2.23
12) Freon 113	0.222	0.221	0.217	0.211	0.207	0.211	0.205	0.214	3.09
13) Carbon Disulfide	0.606	0.598	0.594	0.609	0.584	0.611	0.579	0.597	2.06
14) Iodomethane		0.023	0.028	0.053	0.088	0.112	0.113	0.070	58.55
15) Allyl chloride	0.338	0.340	0.341	0.353	0.348	0.292	0.346	0.337	6.03
16) Methylene Chlorid	0.333	0.290	0.287	0.283	0.272	0.276	0.266	0.287	7.67
17) Acetone	0.055	0.049	0.053	0.055	0.053	0.055	0.053	0.053	4.09
18) Methyl acetate	0.140	0.129	0.140	0.142	0.133	0.143	0.135	0.137	3.83
19) trans-1,2-Dichlor	0.270	0.293	0.294	0.300	0.294	0.302	0.292	0.292	3.56
20) Hexane	0.180	0.189	0.195	0.192	0.187	0.190	0.183	0.188	2.69
21) Methyl Tert Butyl	0.521	0.531	0.584	0.592	0.580	0.610	0.597	0.573	5.98
22) Acetonitrile	0.032	0.025	0.026	0.027	0.025	0.021	0.026	0.026	12.97
23) Di-isopropyl ethe	0.631	0.668	0.708	0.737	0.734	0.762	0.753	0.713	6.73
24) Chloroprene	0.249	0.275	0.290	0.312	0.312	0.251	0.323	0.288	10.45
25)P 1,1-Dichloroethan	0.364	0.365	0.375	0.373	0.365	0.370	0.359	0.367	1.54
26) Acrylonitrile	0.060	0.060	0.065	0.067	0.065	0.072	0.066	0.065	6.14
27) ETBE	0.539	0.584	0.630	0.665	0.661	0.689	0.673	0.634	8.56
28) Vinyl acetate	0.290	0.331	0.388	0.420	0.415	0.456	0.427	0.389	15.12
---- Quadratic regr., Force(0,0) ---- Coefficient = 0.9978									
Response Ratio = 0.00000 + 0.43506 *A + -0.00020 *A^2									
29) cis-1,2-Dichloroe	0.219	0.218	0.221	0.224	0.221	0.229	0.226	0.223	1.78
30) 2,2-Dichloropropa	0.321	0.324	0.332	0.335	0.332	0.341	0.337	0.332	2.17
31) Bromochloromethan	0.102	0.097	0.102	0.103	0.101	0.098	0.089	0.099	4.95
32) Cyclohexane	0.364	0.398	0.411	0.423	0.405	0.424	0.415	0.406	5.11
33)C Chloroform	0.353	0.362	0.363	0.363	0.356	0.364	0.355	0.359	1.29
34) Ethyl acetate	0.150	0.154	0.177	0.182	0.176	0.196	0.181	0.174	9.26
35) Tetrahydrofuran	0.036	0.108	0.122	0.125	0.119	0.129	0.120	0.108	30.00
---- Quadratic regr., Force(0,0) ---- Coefficient = 0.9983									
Response Ratio = 0.00000 + 0.12823 *A + -0.00338 *A^2									

Initial Calibration Summary

Job Number: FA60039
Account: TTNASA Tetra Tech NUS
Project: NASA-LC 34

Sample: VY1510-ICC1510
Lab FileID: Y38012.D

```
36)S Dibromofluorometh 0.234 0.235 0.230 0.231 0.227 0.225 0.226 0.230   1.76
37)  Carbon Tetrachlor 0.260 0.286 0.293 0.301 0.299 0.309 0.304 0.293   5.58
38)  1,1,1-Trichloroet 0.348 0.353 0.351 0.358 0.347 0.357 0.351 0.352   1.16
39)  2-Butanone        0.072 0.071 0.079 0.084 0.081 0.085 0.083 0.079   7.08
40)  1,1-Dichloroprope 0.275 0.279 0.297 0.309 0.301 0.309 0.302 0.296   4.69
41)  tert-Butyl format 0.031 0.042 0.052 0.061 0.065 0.076 0.075 0.057  29.31
            ---- Quadratic regr., Force(0,0) ----  Coefficient =  0.9977
              Response Ratio = 0.00000 + 0.06123 *A + 0.00076 *A^2

42)  Propionitrile     0.022 0.023 0.026 0.026 0.024 0.021 0.024 0.024   7.74
43)  Methacrylonitrile 0.103 0.109 0.120 0.122 0.115 0.095 0.114 0.111   8.66
44)  Benzene           0.901 0.873 0.886 0.898 0.884 0.898 0.879 0.889   1.20
45)  TAME              0.531 0.530 0.577 0.591 0.587 0.622 0.611 0.578   6.23
46)S 1,2-Dichloroethan 0.307 0.302 0.294 0.287 0.282 0.277 0.277 0.289   4.07
47)  1,2-Dichloroethan 0.277 0.278 0.279 0.282 0.275 0.284 0.276 0.279   1.27
48)  Trichloroethene   0.216 0.219 0.222 0.226 0.217 0.221 0.215 0.219   1.69
49)  Methylcyclohexane 0.361 0.408 0.419 0.434 0.424 0.437 0.430 0.416   6.32
50)  Dibromomethane    0.107 0.108 0.112 0.117 0.113 0.120 0.115 0.113   4.20
51)C 1,2-Dichloropropa 0.194 0.201 0.215 0.219 0.215 0.219 0.215 0.211   4.58
52)  Bromodichlorometh 0.225 0.237 0.255 0.260 0.260 0.273 0.268 0.254   6.70
53)  Methyl methacryla 0.127 0.128 0.149 0.164 0.167 0.145 0.178 0.151  13.05
54)  2-Chloroethyl vin 0.064 0.068 0.083 0.091 0.091 0.102 0.097 0.085  16.82
            ---- Quadratic regr., Force(0,0) ----  Coefficient =  0.9975
              Response Ratio = 0.00000 + 0.09352 *A + 0.00047 *A^2

55)  cis-1,3-Dichlorop 0.304 0.334 0.356 0.362 0.362 0.375 0.364 0.351   6.90

56) I   Chlorobenzene-d5      ----------------ISTD---------------------
57)S Toluene-d8        1.257 1.259 1.262 1.268 1.268 1.284 1.296 1.271   1.13
58)C Toluene           1.177 1.181 1.215 1.241 1.219 1.263 1.256 1.222   2.79
59)  2-Nitropropane    0.051 0.049 0.060 0.068 0.068 0.076 0.073 0.063  16.77
            ---- Quadratic regr., Force(0,0) ----  Coefficient =  0.9982
              Response Ratio = 0.00000 + 0.06878 *A + 0.00052 *A^2

60)  4-Methyl-2-pentan 0.178 0.192 0.225 0.236 0.230 0.238 0.236 0.219  11.05
61)  trans-1,3-Dichlor 0.331 0.342 0.380 0.392 0.393 0.411 0.404 0.379   8.06
62)  Tetrachloroethene 0.300 0.317 0.329 0.323 0.315 0.318 0.315 0.317   2.83
63)  Ethyl methacrylat 0.196 0.236 0.276 0.312 0.321 0.272       0.269  17.53
            ---- Quadratic regr., Force(0,0) ----  Coefficient =  0.9973
              Response Ratio = 0.00000 + 0.34618 *A + -0.05121 *A^2

64)  1,1,2-Trichloroet 0.170 0.172 0.184 0.189 0.184 0.192 0.185 0.182   4.48
65)  Dibromochlorometh 0.191 0.212 0.235 0.256 0.255 0.273 0.272 0.242  12.84
66)  1,3-Dichloropropa 0.404 0.393 0.427 0.435 0.427 0.450 0.438 0.425   4.64
67)  1,2-Dibromoethane 0.189 0.192 0.217 0.229 0.226 0.241 0.236 0.219   9.50
68)  2-hexanone        0.153 0.164 0.196 0.209 0.201 0.213 0.211 0.192  12.62
69)  1-Chlorohexane    0.374 0.408 0.430 0.439 0.440 0.456 0.456 0.429   6.84
70)C Ethylbenzene      1.424 1.389 1.408 1.424 1.397 1.438 1.420 1.414   1.21
71)P Chlorobenzene     0.742 0.747 0.765 0.763 0.745 0.768 0.760 0.756   1.41
72)  1,1,1,2-Tetrachlo 0.234 0.239 0.257 0.266 0.269 0.284 0.283 0.262   7.50
73)  m,p-Xylene        1.030 1.060 1.110 1.126 1.115 1.146 1.128 1.102   3.79
74)  o-Xylene          0.979 1.057 1.106 1.173 1.165 1.207 1.187 1.125   7.32
75)  Styrene           0.593 0.711 0.773 0.844 0.855 0.902 0.898 0.797  14.16
76)P Bromoform         0.107 0.124 0.137 0.153 0.155 0.173 0.169 0.146  16.51
            ---- Quadratic regr., Force(0,0) ----  Coefficient =  0.9985
              Response Ratio = 0.00000 + 0.15418 *A + 0.00845 *A^2

77)  Isopropylbenzene  1.218 1.341 1.396 1.450 1.437 1.492 1.469 1.400   6.75
```

Initial Calibration Summary

Job Number: FA60039
Account: TTNASA Tetra Tech NUS
Project: NASA-LC 34

Sample: VY1510-ICC1510
Lab FileID: Y38012.D

```
 78) I   1,4-Dichlorobenzene-d ----------------ISTD--------------------
 79)S 4-Bromofluorobenz 0.754 0.757 0.754 0.752 0.769 0.760 0.770 0.759   0.95
 80)  cis-1,4-Dichloro- 0.130 0.143 0.161 0.170 0.172 0.156 0.184 0.159  11.56
 81)  n-Propylbenzene   3.103 3.244 3.345 3.388 3.368 3.403 3.373 3.318   3.26
 82)  Bromobenzene      0.630 0.622 0.631 0.630 0.621 0.621 0.608 0.623   1.32
 83)P 1,1,2,2-Tetrachlo 0.439 0.468 0.499 0.522 0.502 0.528 0.507 0.495   6.33
 84)  1,3,5-Trimethylbe 2.010 2.128 2.220 2.302 2.305 2.329 2.301 2.228   5.32
 85)  2-Chlorotoluene   1.985 2.070 2.132 2.113 2.089 2.089 2.048 2.075   2.32
 86)  trans-1,4-Dichlor 0.130 0.129 0.161 0.164 0.167 0.173 0.169 0.156  11.77
 87)  1,2,3-Trichloropr 0.171 0.160 0.176 0.177 0.176 0.180 0.174 0.173   3.64
 88)  Cyclohexanone     0.051 0.036 0.043 0.046 0.044 0.045 0.043 0.044   9.85
             ---- Linear regr., Force(0,0) ----  Coefficient =  0.9990
               Response Ratio = 0.00000 + 0.04352 *A

 89)  4-Chlorotoluene   1.913 1.925 1.970 2.005 2.001 2.029 1.998 1.977   2.20
 90)  tert-Butylbenzene 1.237 1.290 1.356 1.373 1.372 1.390 1.363 1.340   4.15
 91)  1,2,4-Trimethylbe 1.973 2.221 2.312 2.362 2.351 2.378 2.329 2.275   6.28
 92)  Pentachloroethane 0.300 0.318 0.336 0.351 0.348 0.295 0.350 0.328   7.31
 93)  sec-Butylbenzene  2.638 2.884 2.990 3.056 3.093 3.156 3.134 2.993   6.08
 94)  4-Isopropyltoluen 2.227 2.456 2.529 2.615 2.639 2.715 2.682 2.552   6.60
 95)  1,3-Dichlorobenze 1.172 1.214 1.249 1.254 1.254 1.268 1.251 1.237   2.71
 96)  1,4-Dichlorobenze 1.198 1.189 1.203 1.214 1.218 1.247 1.227 1.214   1.61
 97)  n-Butylbenzene    1.130 1.229 1.304 1.349 1.364 1.400 1.387 1.309   7.47
 98)  Benzyl Chloride   0.159 0.185 0.220 0.242 0.249 0.269 0.262 0.226  18.22
             ---- Quadratic regr., Force(0,0) ----  Coefficient =  0.9988
               Response Ratio = 0.00000 + 0.24791 *A + 0.00828 *A^2

 99)  1,2-Dichlorobenze 1.099 1.111 1.143 1.167 1.174 1.202 1.168 1.152   3.19
100)  1,2-Dibromo-3-Chl 0.231 0.089 0.115 0.108 0.106 0.115 0.110 0.125  38.24
             ---- Quadratic regr., Force(0,0) ----  Coefficient =  0.9984
               Response Ratio = 0.00000 + 0.11064 *A + 0.00015 *A^2

101)  Hexachlorobutadie 0.297 0.307 0.321 0.321 0.322 0.329 0.333 0.319   3.90
102)  1,2,4-Trichlorobe 0.710 0.698 0.743 0.747 0.760 0.770 0.765 0.742   3.73
103)  Naphthalene       1.628 1.566 1.799 1.849 1.844 1.950 1.897 1.790   7.91
104)  1,2,3-Trichlorobe 0.620 0.606 0.661 0.661 0.666 0.684 0.675 0.653   4.44

105) I   Tert Butyl Alcohol-d1 ----------------ISTD--------------------
106)  Ethanol                 0.138 0.140 0.131 0.112 0.107 0.117 0.124  11.20
107)  Acrolein          1.522 1.632 1.720 1.776 1.826 1.890 1.799 1.738   7.20
108)  Tert Butyl Alcoho 1.286 1.210 1.190 1.118 1.134 1.151 1.113 1.172   5.30
109)  Isobutyl alcohol  0.178 0.201 0.227 0.241 0.254 0.204 0.267 0.225  14.15
110)  Tert Amyl Alcohol 0.497 0.534 0.613 0.660 0.695 0.729 0.741 0.638  14.82
111)  1,4-Dioxane       0.067 0.089 0.102 0.110 0.111 0.117 0.113 0.101  17.59
             ---- Quadratic regr., Force(0,0) ----  Coefficient =  0.9993
               Response Ratio = 0.00000 + 0.11254 *A + 0.00017 *A^2

112)  3,3-dimethyl-1-bu 0.579 0.688 0.801 0.887 0.927 0.995 0.986 0.838  18.74
             ---- Quadratic regr., Force(0,0) ----  Coefficient =  0.9992
               Response Ratio = 0.00000 + 0.89967 *A + 0.00476 *A^2

 ------------------------------------------------------------------------------
 (#) = Out of Range

          Y-nov0818w.M        Fri Nov 09 14:31:17 2018
```

Initial Calibration Verification

Job Number: FA60039
Account: TTNASA Tetra Tech NUS
Project: NASA-LC 34

Sample: VY1510-ICV1510
Lab FileID: Y38016.D

Evaluate Continuing Calibration Report

Data File : C:\msdchem\1\DATA\110818\Y38016.D Vial: 11
Acq On : 8 Nov 2018 5:30 pm Operator: stutip
Sample : icv1510-5 Inst : MSVOA14-Y
Misc : MS41664,VY1510,,,,, Multiplr: 1.00
MS Integration Params: med.p

Method : C:\msdchem\1\METHODS\Y-nov0818w.M (RTE Integrator)
Title : SW-846 Method 5035A/8260B
Last Update : Fri Nov 09 08:03:13 2018
Response via : Multiple Level Calibration

Min. RRF : 0.000 Min. Rel. Area : 50% Max. R.T. Dev 0.50min
Max. RRF Dev : 20% Max. Rel. Area : 200%

		Compound	AvgRF	CCRF	%Dev	Area%	Dev(min)	R.T.
1	I	Fluorobenzene	1.000	1.000	0.0	100	0.00	11.61
2		Dichlorodifluoromethane	0.281	0.273	2.8	99	0.00	3.04
3	P	Chloromethane	0.285	0.261	8.4	94	0.00	3.42
4		1,3-butadiene	0.229	0.451	-96.9#	206#	0.00	3.62
5	C	Vinyl Chloride	0.265	0.248	6.4	93	0.00	3.58
			Amount	Calc.	%Drift			
6		Bromomethane	40.000	43.090	-7.7	108	0.00	4.20
7		Chloroethane	40.000	36.864	7.8	95	0.00	4.44
			AvgRF	CCRF	%Dev			
8		Trichlorofluoromethane	0.353	0.330	6.5	93	-0.01	4.71
9		Ethyl Ether	0.160	0.162	-1.3	101	0.00	5.37
10		1,2-Dichlorotrifluoroetha	0.233	0.250	-7.3	111	0.00	5.75
11	C	1,1-Dichloroethene	0.324	0.336	-3.7	106	0.00	5.71
12		Freon 113	0.214	0.205	4.2	99	0.00	5.81
13		Carbon Disulfide	0.597	0.635	-6.4	109	0.00	5.74
14		Iodomethane	0.070	0.040	42.9#	46#	0.03	6.02
15		Allyl chloride	0.337	0.371	-10.1	107	0.00	6.66
16		Methylene Chloride	0.287	0.298	-3.8	110	0.00	6.87
17		Acetone	0.053	0.052	1.9	99	0.00	7.00
18		Methyl acetate	0.137	0.140	-2.2	106	0.00	7.26
19		trans-1,2-Dichloroethene	0.292	0.310	-6.2	106	0.00	7.19
20		Hexane	0.188	0.184	2.1	99	0.00	7.36
21		Methyl Tert Butyl Ether	0.573	0.582	-1.6	101	0.00	7.44
22		Acetonitrile	0.026	0.024	7.7	97	0.00	7.93
23		Di-isopropyl ether	0.713	0.740	-3.8	101	0.00	8.23
24		Chloroprene	0.288	0.315	-9.4	101	0.00	8.39
25	P	1,1-Dichloroethane	0.367	0.400	-9.0	110	0.00	8.43
26		Acrylonitrile	0.065	0.065	0.0	100	0.00	8.56
27		ETBE	0.634	0.627	1.1	95	0.00	8.98
			Amount	Calc.	%Drift			
28		Vinyl acetate	200.000	165.426	17.3	87	0.00	9.00
			AvgRF	CCRF	%Dev			
29		cis-1,2-Dichloroethene	0.223	0.238	-6.7	108	0.00	9.56
30		2,2-Dichloropropane	0.332	0.358	-7.8	108	0.00	9.78
31		Bromochloromethane	0.099	0.103	-4.0	102	0.00	9.96
32		Cyclohexane	0.406	0.413	-1.7	102	0.00	9.95
33	C	Chloroform	0.359	0.366	-1.9	103	0.00	10.12
34		Ethyl acetate	0.174	0.170	2.3	97	0.00	10.38

Initial Calibration Verification

Job Number: FA60039
Account: TTNASA Tetra Tech NUS
Project: NASA-LC 34

Sample: VY1510-ICV1510
Lab FileID: Y38016.D

			Amount	Calc.	%Drift			
35		Tetrahydrofuran	40.000	36.121	9.7	96	0.00	10.40
			AvgRF	CCRF	%Dev			
36	S	Dibromofluoromethane	0.230	0.228	0.9	100	0.00	10.44
37		Carbon Tetrachloride	0.293	0.299	-2.0	100	0.00	10.34
38		1,1,1-Trichloroethane	0.352	0.346	1.7	100	0.00	10.47
39		2-Butanone	0.079	0.079	0.0	99	0.00	10.67
40		1,1-Dichloropropene	0.296	0.307	-3.7	102	0.00	10.67
			Amount	Calc.	%Drift			
41		tert-Butyl formate	400.000	335.751	16.1	86	0.00	10.87
			AvgRF	CCRF	%Dev			
42		Propionitrile	0.024	0.024	0.0	100	0.00	11.11
43		Methacrylonitrile	0.111	0.114	-2.7	99	0.00	11.13
44		Benzene	0.889	0.928	-4.4	105	0.00	11.05
45		TAME	0.578	0.573	0.9	98	0.00	11.23
46	S	1,2-Dichloroethane-d4	0.289	0.281	2.8	100	0.00	11.24
47		1,2-Dichloroethane	0.279	0.287	-2.9	105	0.00	11.33
48		Trichloroethene	0.219	0.225	-2.7	104	0.00	11.82
49		Methylcyclohexane	0.416	0.441	-6.0	104	0.00	11.80
50		Dibromomethane	0.113	0.117	-3.5	104	0.00	12.31
51	C	1,2-Dichloropropane	0.211	0.230	-9.0	107	0.00	12.43
52		Bromodichloromethane	0.254	0.276	-8.7	106	0.00	12.49
53		Methyl methacrylate	0.151	0.169	-11.9	102	0.00	12.67
			Amount	Calc.	%Drift			
54		2-Chloroethyl vinyl ether	200.000	184.863	7.6	97	0.00	13.08
			AvgRF	CCRF	%Dev			
55		cis-1,3-Dichloropropene	0.351	0.374	-6.6	104	0.00	13.14
56	I	Chlorobenzene-d5	1.000	1.000	0.0	100	0.00	14.65
57	S	Toluene-d8	1.271	1.273	-0.2	101	0.00	13.32
58	C	Toluene	1.222	1.304	-6.7	107	0.00	13.36
			Amount	Calc.	%Drift			
59		2-Nitropropane	200.000	189.165	5.4	99	0.00	13.59
			AvgRF	CCRF	%Dev			
60		4-Methyl-2-pentanone	0.219	0.222	-1.4	97	0.00	13.70
61		trans-1,3-Dichloropropene	0.379	0.426	-12.4	109	0.00	13.74
62		Tetrachloroethene	0.317	0.338	-6.6	108	0.00	13.71
			Amount	Calc.	%Drift			
63		Ethyl methacrylate	40.000	42.286	-5.7	100	0.00	13.86
			AvgRF	CCRF	%Dev			
64		1,1,2-Trichloroethane	0.182	0.193	-6.0	105	0.00	13.88
65		Dibromochloromethane	0.242	0.279	-15.3	110	0.00	14.04
66		1,3-Dichloropropane	0.425	0.436	-2.6	103	0.00	14.12
67		1,2-Dibromoethane	0.219	0.238	-8.7	106	0.00	14.25
68		2-hexanone	0.192	0.192	0.0	96	0.00	14.40
69		1-Chlorohexane	0.429	0.454	-5.8	104	0.00	14.62
70	C	Ethylbenzene	1.414	1.479	-4.6	106	0.00	14.67
71	P	Chlorobenzene	0.756	0.803	-6.2	108	0.00	14.66
72		1,1,1,2-Tetrachloroethane	0.262	0.290	-10.7	108	0.00	14.70
73		m,p-Xylene	1.102	1.187	-7.7	107	0.00	14.77

Initial Calibration Verification

Job Number: FA60039
Account: TTNASA Tetra Tech NUS
Project: NASA-LC 34

Sample: VY1510-ICV1510
Lab FileID: Y38016.D

74		o-Xylene	1.125	1.237	-10.0	107	0.00	15.10
75		Styrene	0.797	0.911	-14.3	107	0.00	15.14
			Amount	Calc.	%Drift			
76	P	Bromoform	40.000	41.735	-4.3	109	0.00	15.18
			AvgRF	CCRF	%Dev			
77		Isopropylbenzene	1.400	1.600	-14.3	112	0.00	15.33
78	I	1,4-Dichlorobenzene-d4	1.000	1.000	0.0	101	0.00	16.34
79	S	4-Bromofluorobenzene	0.759	0.764	-0.7	101	0.00	15.55
80		cis-1,4-Dichloro-2-butene	0.159	0.176	-10.7	104	0.00	15.58
81		n-Propylbenzene	3.318	3.561	-7.3	107	0.00	15.62
82		Bromobenzene	0.623	0.672	-7.9	109	0.00	15.64
83	P	1,1,2,2-Tetrachloroethane	0.495	0.542	-9.5	109	0.00	15.67
84		1,3,5-Trimethylbenzene	2.228	2.460	-10.4	108	0.00	15.74
85		2-Chlorotoluene	2.075	2.251	-8.5	109	0.00	15.75
86		trans-1,4-Dichloro-2-Bute	0.156	0.160	-2.6	97	0.00	15.80
87		1,2,3-Trichloropropane	0.173	0.180	-4.0	103	0.00	15.78
			Amount	Calc.	%Drift			
88		Cyclohexanone	200.000	120.696	39.7#	61	0.00	15.84
			AvgRF	CCRF	%Dev			
89		4-Chlorotoluene	1.977	2.171	-9.8	110	0.00	15.87
90		tert-Butylbenzene	1.340	1.446	-7.9	107	0.00	15.98
91		1,2,4-Trimethylbenzene	2.275	2.432	-6.9	105	0.00	16.03
92		Pentachloroethane	0.328	0.356	-8.5	103	0.00	16.02
93		sec-Butylbenzene	2.993	3.321	-11.0	109	0.00	16.11
94		4-Isopropyltoluene	2.552	2.880	-12.9	110	0.00	16.19
95		1,3-Dichlorobenzene	1.237	1.384	-11.9	112	0.00	16.29
96		1,4-Dichlorobenzene	1.214	1.315	-8.3	109	0.00	16.35
97		n-Butylbenzene	1.309	1.494	-14.1	111	0.00	16.48
			Amount	Calc.	%Drift			
98		Benzyl Chloride	40.000	39.398	1.5	102	0.00	16.51
			AvgRF	CCRF	%Dev			
99		1,2-Dichlorobenzene	1.152	1.264	-9.7	109	0.00	16.64
			Amount	Calc.	%Drift			
100		1,2-Dibromo-3-Chloropropa	40.000	39.768	0.6	105	0.00	17.18
			AvgRF	CCRF	%Dev			
101		Hexachlorobutadiene	0.319	0.358	-12.2	113	0.00	17.60
102		1,2,4-Trichlorobenzene	0.742	0.842	-13.5	112	0.00	17.66
103		Naphthalene	1.790	1.955	-9.2	107	0.00	17.91
104		1,2,3-Trichlorobenzene	0.653	0.730	-11.8	111	0.00	18.06
105	I	Tert Butyl Alcohol-d10	1.000	1.000	0.0	101	0.00	7.53
106		Ethanol	0.124	0.111	10.5	100	0.00	5.72
107		Acrolein	1.738	1.836	-5.6	102	0.00	6.40
108		Tert Butyl Alcohol	1.172	1.169	0.3	104	0.00	7.68
109		Isobutyl alcohol	0.225	0.245	-8.9	98	0.00	11.39
110		Tert Amyl Alcohol	0.638	0.709	-11.1	103	0.00	11.52
			Amount	Calc.	%Drift			
111		1,4-Dioxane	800.000	843.363	-5.4	109	0.00	12.72
112		3,3-dimethyl-1-butanol	2000.000	1952.593	2.4	100	0.00	14.37

Initial Calibration Verification

Job Number: FA60039
Account: TTNASA Tetra Tech NUS
Project: NASA-LC 34

Sample: VY1510-ICV1510
Lab FileID: Y38016.D

(#) = Out of Range SPCC's out = 0 CCC's out = 0
Y38012.D Y-nov0818w.M Fri Nov 09 14:30:35 2018

Continuing Calibration Summary

Job Number: FA60039
Account: TTNASA Tetra Tech NUS
Project: NASA-LC 34

Sample: VY1551-CC1510
Lab FileID: Y39052.D

Evaluate Continuing Calibration Report

Data File : C:\msdchem\1\data\Je...-2018\vy1551\Y39052.D Vial: 31
Acq On : 18 Dec 2018 8:56 pm Operator: eileeng
Sample : cc1510-5 Inst : MSVOA14-Y
Misc : MS42161,VY1551,,,,, Multiplr: 1.00
MS Integration Params: med.p

Method : C:\msdchem\1\METHODS\Y-nov0818w.M (RTE Integrator)
Title : SW-846 Method 5035A/8260B
Last Update : Fri Sep 14 08:38:11 2018
Response via : Multiple Level Calibration

Min. RRF : 0.000 Min. Rel. Area : 50% Max. R.T. Dev 0.50min
Max. RRF Dev : 20% Max. Rel. Area : 200%

		Compound	AvgRF	CCRF	%Dev	Area%	Dev(min)	R.T.
1	I	Fluorobenzene	1.000	1.000	0.0	75	0.00	11.61
2		Dichlorodifluoromethane	0.281	0.310	-10.3	84	0.00	3.05
3	P	Chloromethane	0.285	0.266	6.7	72	0.00	3.42
4		1,3-butadiene	0.229	0.237	-3.5	81	0.00	3.61
5	C	Vinyl Chloride	0.265	0.258	2.6	72	0.00	3.58
			True	Calc.	% Drift			
6		Bromomethane	40.000	30.773	23.1#	56	0.00	4.20
7		Chloroethane	40.000	46.972	-17.4	89	0.00	4.45
			AvgRF	CCRF	% Dev			
8		Trichlorofluoromethane	0.353	0.452	-28.0#	95	0.00	4.71
9		Ethyl Ether	0.160	0.164	-2.5	76	0.00	5.36
10		1,2-Dichlorotrifluoroetha	0.233	0.246	-5.6	82	0.00	5.75
11	C	1,1-Dichloroethene	0.324	0.349	-7.7	82	0.00	5.71
12		Freon 113	0.214	0.240	-12.1	87	0.00	5.81
13		Carbon Disulfide	0.597	0.613	-2.7	79	0.00	5.73
14		Iodomethane	0.070	0.058	17.1	49#	0.00	5.98
15		Allyl chloride	0.337	0.338	-0.3	73	0.00	6.65
16		Methylene Chloride	0.287	0.275	4.2	76	0.00	6.87
17		Acetone	0.053	0.054	-1.9	77	0.00	6.99
18		Methyl acetate	0.137	0.132	3.6	75	0.00	7.25
19		trans-1,2-Dichloroethene	0.292	0.306	-4.8	78	0.00	7.18
20		Hexane	0.188	0.182	3.2	73	0.00	7.35
21		Methyl Tert Butyl Ether	0.573	0.636	-11.0	82	0.00	7.43
22		Acetonitrile	0.026	0.025	3.8	75	-0.01	7.91
23		Di-isopropyl ether	0.713	0.691	3.1	70	-0.01	8.22
24		Chloroprene	0.288	0.310	-7.6	74	0.00	8.38
25	P	1,1-Dichloroethane	0.367	0.386	-5.2	79	0.00	8.43
26		Acrylonitrile	0.065	0.066	-1.5	75	0.00	8.56
27		ETBE	0.634	0.663	-4.6	75	-0.01	8.96
			True	Calc.	% Drift			
28		Vinyl acetate	200.000	191.748	4.1	75	0.00	9.00
			AvgRF	CCRF	% Dev			
29		cis-1,2-Dichloroethene	0.223	0.235	-5.4	79	-0.01	9.54
30		2,2-Dichloropropane	0.332	0.373	-12.3	84	0.00	9.77
31		Bromochloromethane	0.099	0.109	-10.1	81	0.00	9.95
32		Cyclohexane	0.406	0.406	0.0	75	0.00	9.94
33	C	Chloroform	0.359	0.403	-12.3	85	0.00	10.11
34		Ethyl acetate	0.174	0.175	-0.6	74	0.00	10.38

Continuing Calibration Summary

Job Number: FA60039
Account: TTNASA Tetra Tech NUS
Project: NASA-LC 34

Sample: VY1551-CC1510
Lab FileID: Y39052.D

			True	Calc.	% Drift			
35		Tetrahydrofuran	40.000	37.752	5.6	74	-0.01	10.38
			AvgRF	CCRF	% Dev			
36	S	Dibromofluoromethane	0.230	0.247	-7.4	81	0.00	10.43
37		Carbon Tetrachloride	0.293	0.365	-24.6#	91	0.00	10.33
38		1,1,1-Trichloroethane	0.352	0.417	-18.5	90	0.00	10.46
39		2-Butanone	0.079	0.079	0.0	74	0.00	10.66
40		1,1-Dichloropropene	0.296	0.331	-11.8	82	0.00	10.66
			True	Calc.	% Drift			
41		tert-Butyl formate	400.000	345.174	13.7	67	0.00	10.86
			AvgRF	CCRF	% Dev			
42		Propionitrile	0.024	0.025	-4.2	78	0.00	11.10
43		Methacrylonitrile	0.111	0.118	-6.3	77	0.00	11.13
44		Benzene	0.889	0.917	-3.1	78	0.00	11.04
45		TAME	0.578	0.606	-4.8	77	-0.01	11.22
46	S	1,2-Dichloroethane-d4	0.289	0.317	-9.7	84	0.00	11.23
47		1,2-Dichloroethane	0.279	0.318	-14.0	87	-0.01	11.32
48		Trichloroethene	0.219	0.244	-11.4	84	0.00	11.82
49		Methylcyclohexane	0.416	0.431	-3.6	76	0.00	11.80
50		Dibromomethane	0.113	0.130	-15.0	86	0.00	12.31
51	C	1,2-Dichloropropane	0.211	0.216	-2.4	75	0.00	12.42
52		Bromodichloromethane	0.254	0.296	-16.5	85	0.00	12.49
53		Methyl methacrylate	0.151	0.168	-11.3	75	0.00	12.66
			True	Calc.	% Drift			
54		2-Chloroethyl vinyl ether	200.000	154.273	22.9#	60	0.00	13.08
			AvgRF	CCRF	% Dev			
55		cis-1,3-Dichloropropene	0.351	0.393	-12.0	81	0.00	13.14
56	I	Chlorobenzene-d5	1.000	1.000	0.0	85	0.00	14.64
57	S	Toluene-d8	1.271	1.183	6.9	79	0.00	13.31
58	C	Toluene	1.222	1.159	5.2	81	0.00	13.36
			True	Calc.	% Drift			
59		2-Nitropropane	200.000	194.546	2.7	86	0.00	13.58
			AvgRF	CCRF	% Dev			
60		4-Methyl-2-pentanone	0.219	0.202	7.8	75	0.00	13.70
61		trans-1,3-Dichloropropene	0.379	0.379	0.0	82	0.00	13.73
62		Tetrachloroethene	0.317	0.309	2.5	83	0.00	13.71
			True	Calc.	% Drift			
63		Ethyl methacrylate	40.000	40.678	-1.7	82	0.00	13.86
			AvgRF	CCRF	% Dev			
64		1,1,2-Trichloroethane	0.182	0.173	4.9	80	0.00	13.88
65		Dibromochloromethane	0.242	0.251	-3.7	84	0.00	14.03
66		1,3-Dichloropropane	0.425	0.411	3.3	82	0.00	14.11
67		1,2-Dibromoethane	0.219	0.224	-2.3	85	0.00	14.24
68		2-hexanone	0.192	0.179	6.8	76	0.00	14.40
69		1-Chlorohexane	0.429	0.428	0.2	83	0.00	14.61
70	C	Ethylbenzene	1.414	1.349	4.6	82	0.00	14.66
71	P	Chlorobenzene	0.756	0.722	4.5	83	0.00	14.66
72		1,1,1,2-Tetrachloroethane	0.262	0.272	-3.8	86	0.00	14.70
73		m,p-Xylene	1.102	1.086	1.5	83	0.00	14.77

Continuing Calibration Summary

Job Number: FA60039
Account: TTNASA Tetra Tech NUS
Project: NASA-LC 34

Sample: VY1551-CC1510
Lab FileID: Y39052.D

74		o-Xylene	1.125	1.134	-0.8	83	0.00	15.10
75		Styrene	0.797	0.804	-0.9	80	0.00	15.14
			True	Calc.	% Drift			
76	P	Bromoform	40.000	38.412	4.0	85	0.00	15.18
			AvgRF	CCRF	% Dev			
77		Isopropylbenzene	1.400	1.395	0.4	83	0.00	15.32
78	I	1,4-Dichlorobenzene-d4	1.000	1.000	0.0	89	0.00	16.34
79	S	4-Bromofluorobenzene	0.759	0.753	0.8	87	0.00	15.54
80		cis-1,4-Dichloro-2-butene	0.159	0.162	-1.9	84	0.00	15.58
81		n-Propylbenzene	3.318	3.127	5.8	82	0.00	15.62
82		Bromobenzene	0.623	0.585	6.1	84	0.00	15.64
83	P	1,1,2,2-Tetrachloroethane	0.495	0.462	6.7	82	0.00	15.67
84		1,3,5-Trimethylbenzene	2.228	2.129	4.4	82	0.00	15.74
85		2-Chlorotoluene	2.075	1.948	6.1	83	0.00	15.75
86		trans-1,4-Dichloro-2-Bute	0.156	0.146	6.4	78	0.00	15.79
87		1,2,3-Trichloropropane	0.173	0.171	1.2	86	0.00	15.78
88		Cyclohexanone	0.044	0.012	72.7#	25#	0.00	15.84
89		4-Chlorotoluene	1.977	1.880	4.9	83	0.00	15.87
90		tert-Butylbenzene	1.340	1.314	1.9	85	0.00	15.98
91		1,2,4-Trimethylbenzene	2.275	2.145	5.7	81	0.00	16.02
92		Pentachloroethane	0.328	0.336	-2.4	86	0.00	16.02
93		sec-Butylbenzene	2.993	2.755	8.0	79	0.00	16.10
94		4-Isopropyltoluene	2.552	2.372	7.1	80	0.00	16.18
95		1,3-Dichlorobenzene	1.237	1.142	7.7	81	0.00	16.29
96		1,4-Dichlorobenzene	1.214	1.108	8.7	81	0.00	16.34
97		n-Butylbenzene	1.309	1.154	11.8	75	0.00	16.48
			True	Calc.	% Drift			
98		Benzyl Chloride	40.000	32.844	17.9	74	0.00	16.50
			AvgRF	CCRF	% Dev			
99		1,2-Dichlorobenzene	1.152	1.081	6.2	82	0.00	16.64
			True	Calc.	% Drift			
100		1,2-Dibromo-3-Chloropropa	40.000	38.106	4.7	89	0.00	17.18
			AvgRF	CCRF	% Dev			
101		Hexachlorobutadiene	0.319	0.267	16.3	74	0.00	17.60
102		1,2,4-Trichlorobenzene	0.742	0.718	3.2	84	0.00	17.66
103		Naphthalene	1.790	1.775	0.8	85	0.00	17.91
104		1,2,3-Trichlorobenzene	0.653	0.632	3.2	84	0.00	18.06
105	I	Tert Butyl Alcohol-d10	1.000	1.000	0.0	89	0.00	7.52
106		Ethanol	0.124	0.116	6.5	92	0.00	5.71
107		Acrolein	1.738	1.381	20.5#	67	0.00	6.40
108		Tert Butyl Alcohol	1.172	1.005	14.2	79	0.00	7.67
109		Isobutyl alcohol	0.225	0.194	13.8	68	-0.01	11.39
110		Tert Amyl Alcohol	0.638	0.580	9.1	74	-0.01	11.51
			True	Calc.	% Drift			
111		1,4-Dioxane	800.000	715.180	10.6	81	0.00	12.71
112		3,3-dimethyl-1-butanol	2000.000	1657.472	17.1	74	0.00	14.37

(#) = Out of Range SPCC's out = 0 CCC's out = 0
Y38012.D Y-nov0818w.M Wed Dec 19 23:34:10 2018

Continuing Calibration Summary

Job Number: FA60039
Account: TTNASA Tetra Tech NUS
Project: NASA-LC 34

Sample: VY1552-ECC1510
Lab FileID: Y39102.D

Evaluate Continuing Calibration Report

Data File : C:\msdchem\1\data\BO...21-18\vy1552\Y39102.D Vial: 24
Acq On : 19 Dec 2018 6:51 pm Operator: eileeng
Sample : ecc1510-5 Inst : MSVOA14-Y
Misc : MS42167,VY1552,,,,, Multiplr: 1.00
MS Integration Params: med.p

Method : C:\msdchem\1\METHODS\Y-nov0818w.M (RTE Integrator)
Title : SW-846 Method 5035A/8260B
Last Update : Fri Sep 14 08:38:11 2018
Response via : Multiple Level Calibration

Min. RRF : 0.000 Min. Rel. Area : 50% Max. R.T. Dev 0.50min
Max. RRF Dev : 50% Max. Rel. Area : 200%

		Compound	AvgRF	CCRF	%Dev	Area%	Dev(min)	R.T.
1	I	Fluorobenzene	1.000	1.000	0.0	77	0.00	11.61
2		Dichlorodifluoromethane	0.281	0.324	-15.3	90	0.00	3.05
3	P	Chloromethane	0.285	0.250	12.3	69	0.00	3.42
4		1,3-butadiene	0.229	0.254	-10.9	89	0.00	3.61
5	C	Vinyl Chloride	0.265	0.257	3.0	74	0.00	3.58
		----------	True	Calc.	% Drift	----------		
6		Bromomethane	40.000	24.520	38.7	45	0.00	4.19
7		Chloroethane	40.000	52.489	-31.2	102	0.00	4.44
		----------	AvgRF	CCRF	% Dev	----------		
8		Trichlorofluoromethane	0.353	0.495	-40.2	107	0.00	4.71
9		Ethyl Ether	0.160	0.163	-1.9	78	0.00	5.37
10		1,2-Dichlorotrifluoroetha	0.233	0.251	-7.7	86	0.00	5.75
11	C	1,1-Dichloroethene	0.324	0.365	-12.7	88	0.00	5.71
12		Freon 113	0.214	0.244	-14.0	91	0.00	5.80
13		Carbon Disulfide	0.597	0.636	-6.5	84	0.00	5.73
14		Iodomethane	0.070	0.066	5.7	57	-0.01	5.97
15		Allyl chloride	0.337	0.335	0.6	74	0.00	6.65
16		Methylene Chloride	0.287	0.277	3.5	79	0.00	6.87
17		Acetone	0.053	0.056	-5.7	81	-0.01	6.99
18		Methyl acetate	0.137	0.130	5.1	76	0.00	7.25
19		trans-1,2-Dichloroethene	0.292	0.311	-6.5	81	0.00	7.18
20		Hexane	0.188	0.185	1.6	76	0.00	7.35
21		Methyl Tert Butyl Ether	0.573	0.649	-13.3	86	0.00	7.43
22		Acetonitrile	0.026	0.025	3.8	75	0.00	7.92
23		Di-isopropyl ether	0.713	0.683	4.2	72	-0.01	8.22
24		Chloroprene	0.288	0.322	-11.8	79	-0.01	8.38
25	P	1,1-Dichloroethane	0.367	0.396	-7.9	84	-0.01	8.42
26		Acrylonitrile	0.065	0.064	1.5	75	-0.01	8.55
27		ETBE	0.634	0.681	-7.4	79	-0.01	8.97
		----------	True	Calc.	% Drift	----------		
28		Vinyl acetate	200.000	195.468	2.3	79	0.00	9.00
		----------	AvgRF	CCRF	% Dev	----------		
29		cis-1,2-Dichloroethene	0.223	0.232	-4.0	81	0.00	9.55
30		2,2-Dichloropropane	0.332	0.388	-16.9	90	0.00	9.77
31		Bromochloromethane	0.099	0.109	-10.1	84	0.00	9.95
32		Cyclohexane	0.406	0.393	3.2	75	0.00	9.94
33	C	Chloroform	0.359	0.416	-15.9	90	-0.01	10.11
34		Ethyl acetate	0.174	0.171	1.7	75	-0.01	10.37

Continuing Calibration Summary

Job Number: FA60039
Account: TTNASA Tetra Tech NUS
Project: NASA-LC 34

Sample: VY1552-ECC1510
Lab FileID: Y39102.D

			True	Calc.	% Drift			
35		Tetrahydrofuran	40.000	36.403	9.0	74	-0.01	10.38
			AvgRF	CCRF	% Dev			
36	S	Dibromofluoromethane	0.230	0.253	-10.0	86	0.00	10.43
37		Carbon Tetrachloride	0.293	0.381	-30.0	98	0.00	10.33
38		1,1,1-Trichloroethane	0.352	0.437	-24.1	97	-0.01	10.46
39		2-Butanone	0.079	0.077	2.5	73	0.00	10.66
40		1,1-Dichloropropene	0.296	0.332	-12.2	85	0.00	10.66
			True	Calc.	% Drift			
41		tert-Butyl formate	400.000	362.487	9.4	72	0.00	10.86
			AvgRF	CCRF	% Dev			
42		Propionitrile	0.024	0.025	-4.2	77	0.00	11.10
43		Methacrylonitrile	0.111	0.117	-5.4	78	-0.01	11.12
44		Benzene	0.889	0.905	-1.8	79	0.00	11.04
45		TAME	0.578	0.622	-7.6	82	-0.01	11.22
46	S	1,2-Dichloroethane-d4	0.289	0.342	-18.3	93	0.00	11.23
47		1,2-Dichloroethane	0.279	0.339	-21.5	95	0.00	11.33
48		Trichloroethene	0.219	0.253	-15.5	90	0.00	11.82
49		Methylcyclohexane	0.416	0.432	-3.8	78	0.00	11.80
50		Dibromomethane	0.113	0.131	-15.9	89	0.00	12.30
51	C	1,2-Dichloropropane	0.211	0.212	-0.5	76	0.00	12.42
52		Bromodichloromethane	0.254	0.304	-19.7	90	0.00	12.49
53		Methyl methacrylate	0.151	0.167	-10.6	77	0.00	12.66
			True	Calc.	% Drift			
54		2-Chloroethyl vinyl ether	200.000	155.625	22.2	63	0.00	13.08
			AvgRF	CCRF	% Dev			
55		cis-1,3-Dichloropropene	0.351	0.392	-11.7	83	0.00	13.14
56	I	Chlorobenzene-d5	1.000	1.000	0.0	90	0.00	14.64
57	S	Toluene-d8	1.271	1.170	7.9	83	0.00	13.31
58	C	Toluene	1.222	1.129	7.6	83	0.00	13.36
			True	Calc.	% Drift			
59		2-Nitropropane	200.000	198.500	0.8	93	0.00	13.58
			AvgRF	CCRF	% Dev			
60		4-Methyl-2-pentanone	0.219	0.193	11.9	76	0.00	13.70
61		trans-1,3-Dichloropropene	0.379	0.374	1.3	86	0.00	13.73
62		Tetrachloroethene	0.317	0.311	1.9	89	0.00	13.71
			True	Calc.	% Drift			
63		Ethyl methacrylate	40.000	38.853	2.9	83	0.00	13.86
			AvgRF	CCRF	% Dev			
64		1,1,2-Trichloroethane	0.182	0.168	7.7	83	0.00	13.88
65		Dibromochloromethane	0.242	0.250	-3.3	88	0.00	14.03
66		1,3-Dichloropropane	0.425	0.401	5.6	85	0.00	14.11
67		1,2-Dibromoethane	0.219	0.218	0.5	87	0.00	14.24
68		2-hexanone	0.192	0.171	10.9	77	0.00	14.40
69		1-Chlorohexane	0.429	0.408	4.9	84	0.00	14.61
70	C	Ethylbenzene	1.414	1.348	4.7	87	0.00	14.66
71	P	Chlorobenzene	0.756	0.705	6.7	85	0.00	14.66
72		1,1,1,2-Tetrachloroethane	0.262	0.274	-4.6	92	0.00	14.70
73		m,p-Xylene	1.102	1.088	1.3	88	0.00	14.77

Continuing Calibration Summary

Job Number: FA60039 **Sample:** VY1552-ECC1510
Account: TTNASA Tetra Tech NUS **Lab FileID:** Y39102.D
Project: NASA-LC 34

74		o-Xylene	1.125	1.127	-0.2	87	0.00	15.10
75		Styrene	0.797	0.785	1.5	83	0.00	15.14
		----------	True	Calc.	% Drift	----------		
76	P	Bromoform	40.000	36.384	9.0	85	0.00	15.18
		----------	AvgRF	CCRF	% Dev	----------		
77		Isopropylbenzene	1.400	1.378	1.6	86	0.00	15.32
78	I	1,4-Dichlorobenzene-d4	1.000	1.000	0.0	94	0.00	16.33
79	S	4-Bromofluorobenzene	0.759	0.753	0.8	92	0.00	15.55
80		cis-1,4-Dichloro-2-butene	0.159	0.157	1.3	86	0.00	15.58
81		n-Propylbenzene	3.318	3.081	7.1	86	0.00	15.62
82		Bromobenzene	0.623	0.573	8.0	87	0.00	15.64
83	P	1,1,2,2-Tetrachloroethane	0.495	0.447	9.7	84	0.00	15.67
84		1,3,5-Trimethylbenzene	2.228	2.139	4.0	87	0.00	15.74
85		2-Chlorotoluene	2.075	1.968	5.2	88	0.00	15.75
86		trans-1,4-Dichloro-2-Bute	0.156	0.138	11.5	77	0.00	15.79
87		1,2,3-Trichloropropane	0.173	0.168	2.9	90	0.00	15.78
88		Cyclohexanone	0.044	0.012	72.7#	25#	0.00	15.84
89		4-Chlorotoluene	1.977	1.854	6.2	87	0.00	15.87
90		tert-Butylbenzene	1.340	1.327	1.0	91	0.00	15.98
91		1,2,4-Trimethylbenzene	2.275	2.163	4.9	86	0.00	16.02
92		Pentachloroethane	0.328	0.313	4.6	85	0.00	16.02
93		sec-Butylbenzene	2.993	2.751	8.1	84	0.00	16.10
94		4-Isopropyltoluene	2.552	2.349	8.0	84	0.00	16.18
95		1,3-Dichlorobenzene	1.237	1.142	7.7	86	0.00	16.29
96		1,4-Dichlorobenzene	1.214	1.101	9.3	85	0.00	16.34
97		n-Butylbenzene	1.309	1.139	13.0	78	0.00	16.48
		----------	True	Calc.	% Drift	----------		
98		Benzyl Chloride	40.000	29.196	27.0	70	0.00	16.50
		----------	AvgRF	CCRF	% Dev	----------		
99		1,2-Dichlorobenzene	1.152	1.076	6.6	86	0.00	16.64
		----------	True	Calc.	% Drift	----------		
100		1,2-Dibromo-3-Chloropropa	40.000	37.226	6.9	92	0.00	17.18
		----------	AvgRF	CCRF	% Dev	----------		
101		Hexachlorobutadiene	0.319	0.278	12.9	81	0.00	17.60
102		1,2,4-Trichlorobenzene	0.742	0.721	2.8	89	0.00	17.66
103		Naphthalene	1.790	1.726	3.6	88	0.00	17.91
104		1,2,3-Trichlorobenzene	0.653	0.628	3.8	89	0.00	18.05
105	I	Tert Butyl Alcohol-d10	1.000	1.000	0.0	91	-0.01	7.52
106		Ethanol	0.124	0.116	6.5	95	0.00	5.71
107		Acrolein	1.738	1.371	21.1	68	0.00	6.40
108		Tert Butyl Alcohol	1.172	0.999	14.8	80	0.00	7.67
109		Isobutyl alcohol	0.225	0.189	16.0	68	0.00	11.39
110		Tert Amyl Alcohol	0.638	0.586	8.2	77	-0.01	11.51
		----------	True	Calc.	% Drift	----------		
111		1,4-Dioxane	800.000	667.060	16.6	77	0.00	12.71
112		3,3-dimethyl-1-butanol	2000.000	1587.159	20.6	72	0.00	14.37

(#) = Out of Range SPCC's out = 0 CCC's out = 0
Y38012.D Y-nov0818w.M Fri Dec 21 06:35:58 2018

MS Volatiles

Raw Data

Quantitation Report (QT Reviewed)

Data Path : C:\msdchem\2\DATA\121718\
Data File : C0129260.D
Acq On : 17 Dec 2018 1:08 pm
Operator : SHANICAO
Sample : FA60039-1 Inst : MSVOA5
Misc : MS42125,VC5130,,,,,
ALS Vial : 10 Sample Multiplier: 1

Quant Time: Dec 18 09:01:39 2018
Quant Method : C:\msdchem\2\METHODS\RTXVMS121118.M
Quant Title : SW-846 Method 5035A/8260B
QLast Update : Wed Dec 12 08:14:44 2018
Response via : Initial Calibration

Compound	R.T.	QIon	Response	Conc	Units	Dev(Min)
Internal Standards						
1) Fluorobenzene	10.558	96	760667	50.00	ug/L	0.00
56) Chlorobenzene-d5	13.441	117	544781	50.00	ug/L	0.00
78) 1,4-Dichlorobenzene-d4	15.102	152	274571	50.00	ug/L	0.00
106) Tert Butyl Alcohol-d10	6.859	65	225636	250.00	ug/L	-0.04
System Monitoring Compounds						
36) Dibromofluoromethane	9.499	113	181511	49.80	ug/L	0.00
Spiked Amount 50.000	Range 83 - 118		Recovery = 99.60%			
46) 1,2-Dichloroethane-d4	10.217	65	240498	50.10	ug/L	0.00
Spiked Amount 50.000	Range 79 - 125		Recovery = 100.20%			
57) Toluene-d8	12.158	98	747828	47.84	ug/L	0.00
Spiked Amount 50.000	Range 85 - 112		Recovery = 95.68%			
79) 4-Bromofluorobenzene	14.324	174	210870	49.33	ug/L	0.00
Spiked Amount 50.000	Range 83 - 118		Recovery = 98.66%			
Target Compounds						Qvalue
13) Carbon Disulfide	5.308	76	8920	1.00	ug/L	92
29) cis-1,2-Dichloroethene	8.727	96	9788	2.92	ug/L #	83
48) Trichloroethene	10.765	95	2897	0.82	ug/L	86

(#) = qualifier out of range (m) = manual integration (+) = signals summed

Quantitation Report (QT Reviewed)

Data Path : C:\msdchem\2\DATA\121718\
Data File : C0129260.D
Acq On : 17 Dec 2018 1:08 pm
Operator : SHANICAO
Sample : FA60039-1 Inst : MSVOA5
Misc : MS42125,VC5130,,,,,
ALS Vial : 10 Sample Multiplier: 1

Quant Time: Dec 18 09:01:39 2018
Quant Method : C:\msdchem\2\METHODS\RTXVMS121118.M
Quant Title : SW-846 Method 5035A/8260B
QLast Update : Wed Dec 12 08:14:44 2018
Response via : Initial Calibration

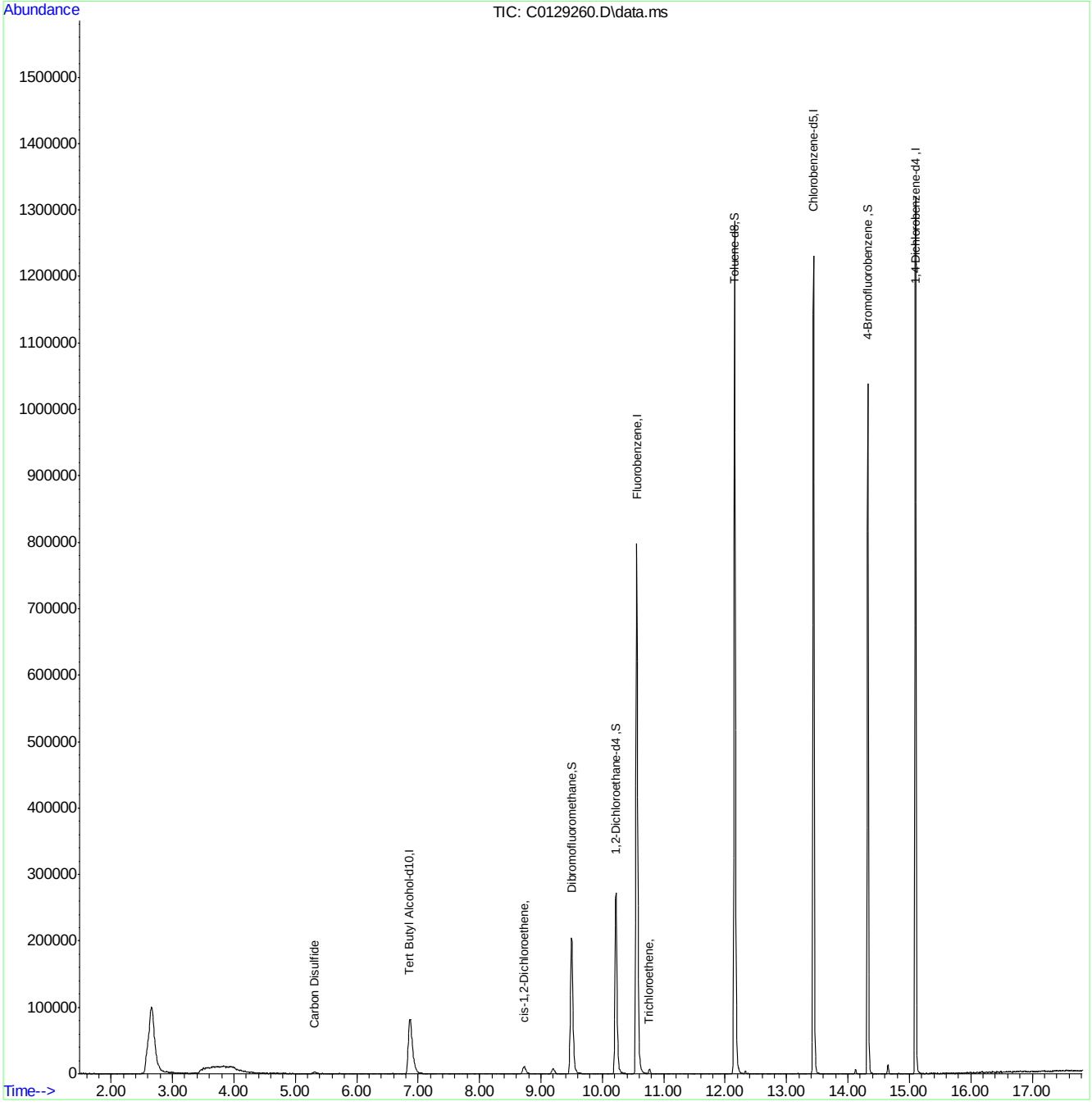

RTXVMS121118.M Tue Dec 18 11:48:05 2018 Page: 2

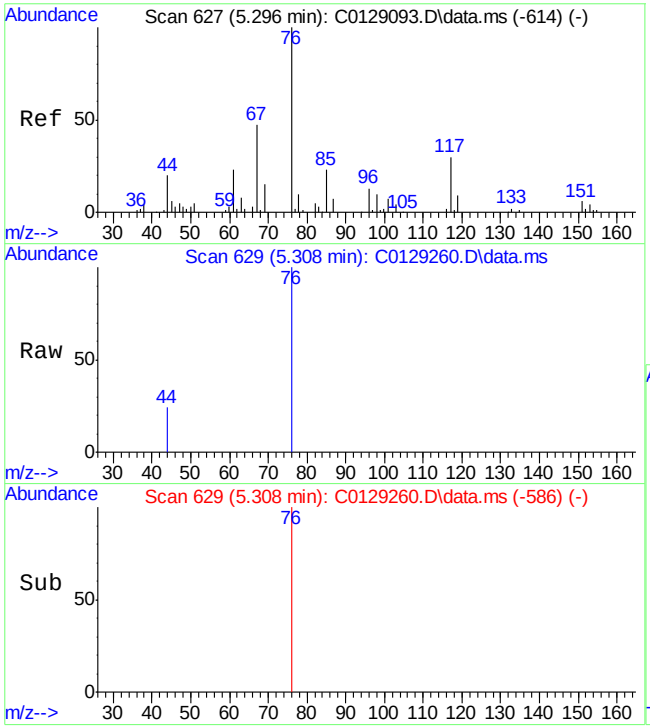

#13
Carbon Disulfide
Concen: 1.00 ug/L
RT: 5.308 min Scan# 629
Delta R.T. 0.012 min
Lab File: C0129260.D
Acq: 17 Dec 2018 1:08 pm

Tgt Ion: 76 Resp: 8920

Ion	Ratio	Lower	Upper
76	100		
44	23.9	0.0	50.2

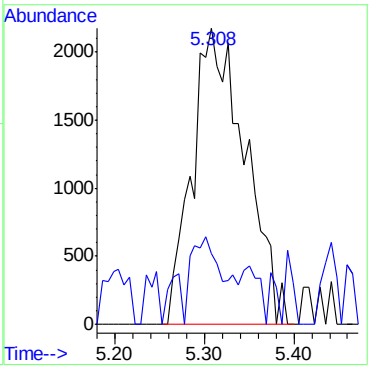

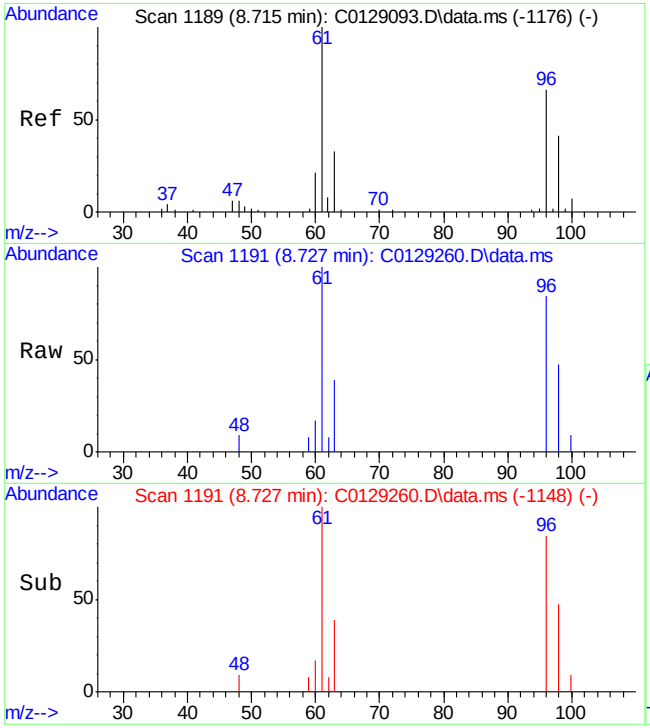

#29
cis-1,2-Dichloroethene
Concen: 2.92 ug/L
RT: 8.727 min Scan# 1191
Delta R.T. 0.012 min
Lab File: C0129260.D
Acq: 17 Dec 2018 1:08 pm

Tgt Ion: 96 Resp: 9788

Ion	Ratio	Lower	Upper
96	100		
61	119.1	121.1	181.1#
98	56.5	31.4	91.4
63	46.6	20.1	80.1

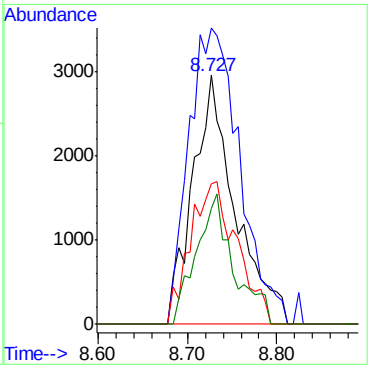

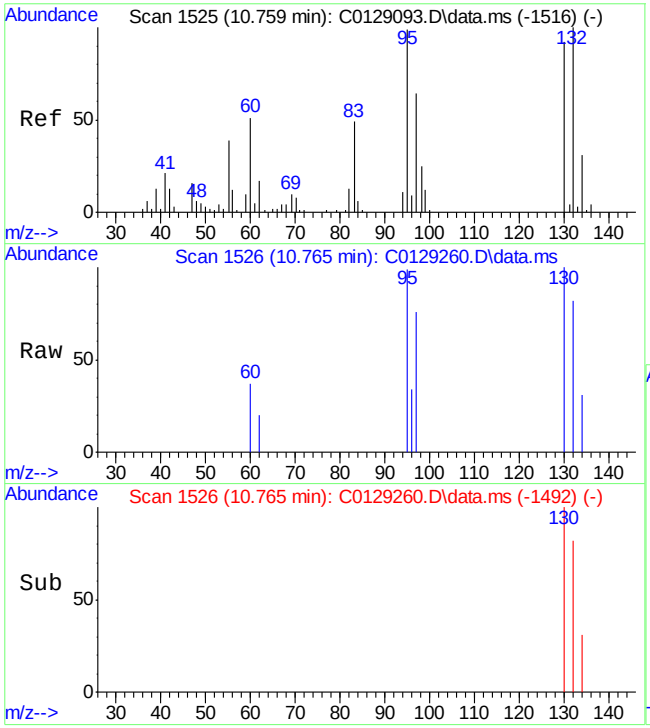

#48
Trichloroethene
Concen: 0.82 ug/L
RT: 10.765 min Scan# 1526
Delta R.T. 0.006 min
Lab File: C0129260.D
Acq: 17 Dec 2018 1:08 pm

Tgt Ion: 95 Resp: 2897

Ion	Ratio	Lower	Upper
95	100		
130	100.7	62.9	122.9
97	76.5	35.2	95.2
132	82.4	71.1	131.1

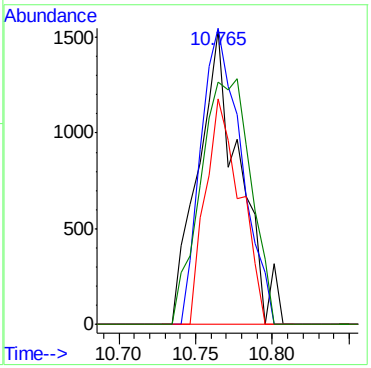

Quantitation Report (QT Reviewed)

Data Path : C:\msdchem\2\DATA\121418\
Data File : I59359.D
Acq On : 14 Dec 2018 4:44 pm
Operator : ANAJ
Sample : FA60039-1 Inst : MSVOA16
Misc : MS42125,VI1805,,,,,
ALS Vial : 14 Sample Multiplier: 1

Quant Time: Dec 15 09:13:23 2018
Quant Method : C:\msdchem\2\METHODS\I-December1218.M
Quant Title : SW-846 Method 5035A/8260B
QLast Update : Thu Dec 13 09:55:26 2018
Response via : Initial Calibration

Compound	R.T.	QIon	Response	Conc	Units	Dev(Min)
Internal Standards						
1) Fluorobenzene	9.411	96	921931	50.00	ug/L	0.00
56) Chlorobenzene-d5	12.453	117	647869	50.00	ug/L	0.00
78) 1,4-Dichlorobenzene-d4	14.129	152	349799	50.00	ug/L	0.00
106) Tert Butyl Alcohol-d10	5.619	65	48412	250.00	ug/L	-0.01
System Monitoring Compounds						
36) Dibromofluoromethane	8.076	113	272893	50.08	ug/L	0.00
Spiked Amount 50.000	Range 83 - 118		Recovery = 100.16%			
46) 1,2-Dichloroethane-d4	8.984	65	366737	49.99	ug/L	0.00
Spiked Amount 50.000	Range 79 - 125		Recovery = 99.98%			
57) Toluene-d8	11.148	98	866052	49.78	ug/L	0.00
Spiked Amount 50.000	Range 85 - 112		Recovery = 99.56%			
79) 4-Bromofluorobenzene	13.349	174	253473	47.79	ug/L	0.00
Spiked Amount 50.000	Range 83 - 118		Recovery = 95.58%			
Target Compounds						Qvalue
29) cis-1,2-Dichloroethene	7.253	96	10104	1.88	ug/L	84
48) Trichloroethene	9.673	95	4328	0.68	ug/L	94

(#) = qualifier out of range (m) = manual integration (+) = signals summed

Quantitation Report (QT Reviewed)

Data Path : C:\msdchem\2\DATA\121418\
Data File : I59359.D
Acq On : 14 Dec 2018 4:44 pm
Operator : ANAJ
Sample : FA60039-1 Inst : MSVOA16
Misc : MS42125,VI1805,,,,,
ALS Vial : 14 Sample Multiplier: 1

Quant Time: Dec 15 09:13:23 2018
Quant Method : C:\msdchem\2\METHODS\I-December1218.M
Quant Title : SW-846 Method 5035A/8260B
QLast Update : Thu Dec 13 09:55:26 2018
Response via : Initial Calibration

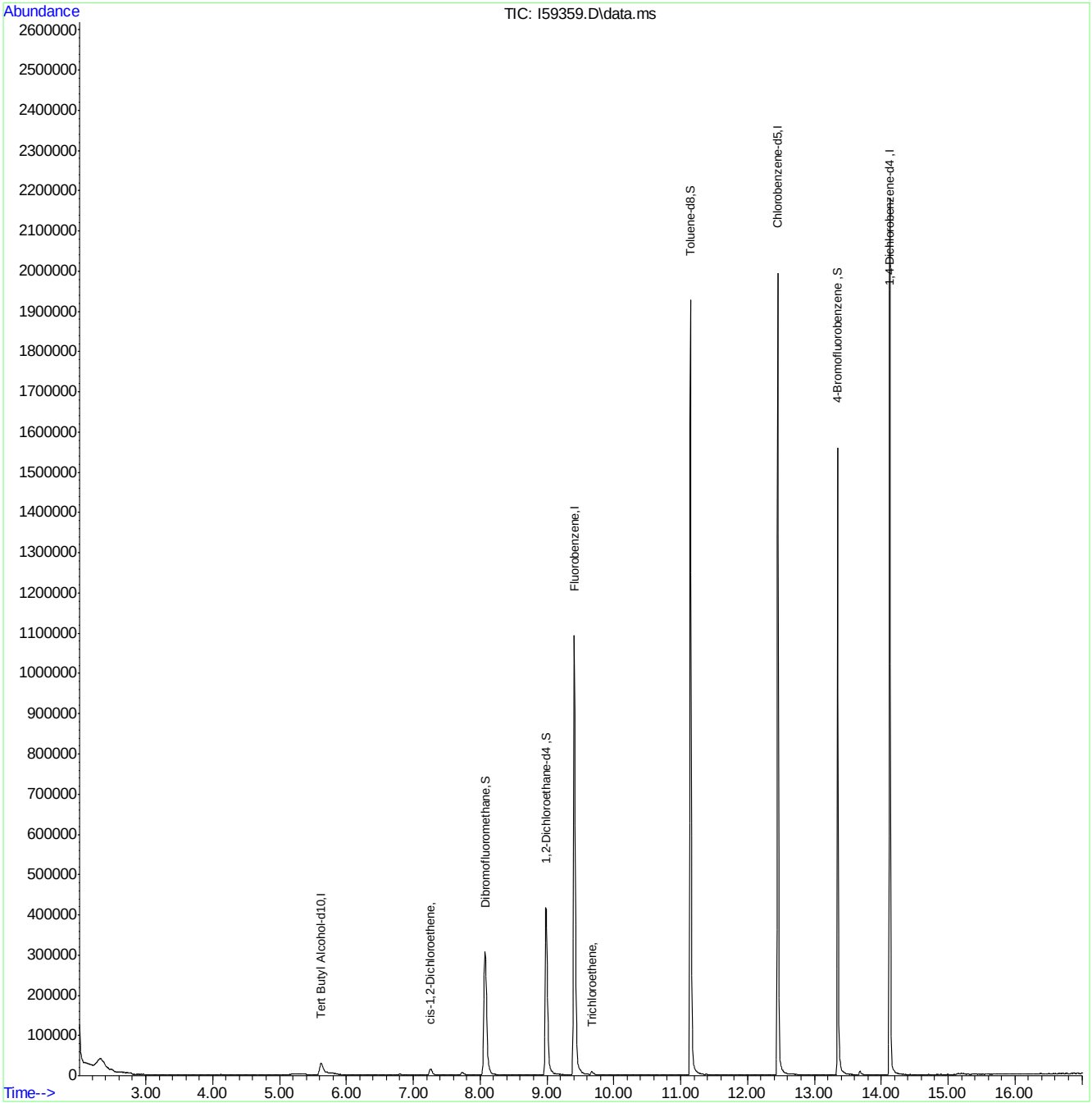

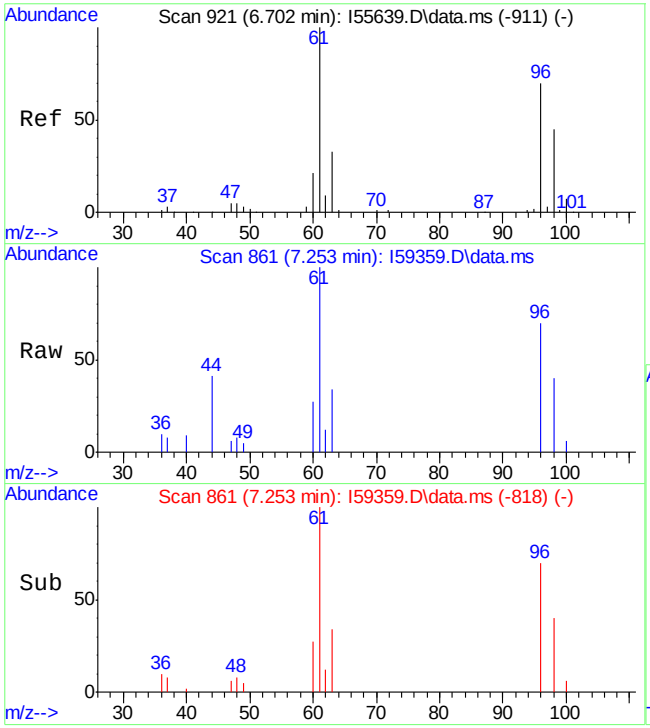

#29
cis-1,2-Dichloroethene
Concen: 1.88 ug/L
RT: 7.253 min Scan# 861
Delta R.T. 0.013 min
Lab File: I59359.D
Acq: 14 Dec 2018 4:44 pm

Tgt Ion: 96 Resp: 10104

Ion	Ratio	Lower	Upper
96	100		
61	142.7	140.2	200.2
98	56.9	35.4	95.4
63	48.4	23.4	83.4

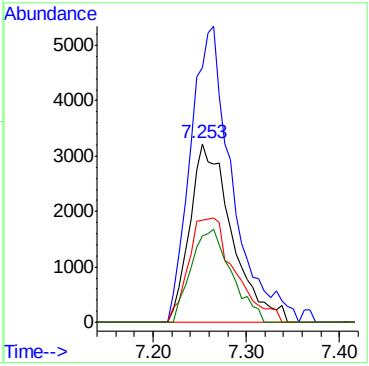

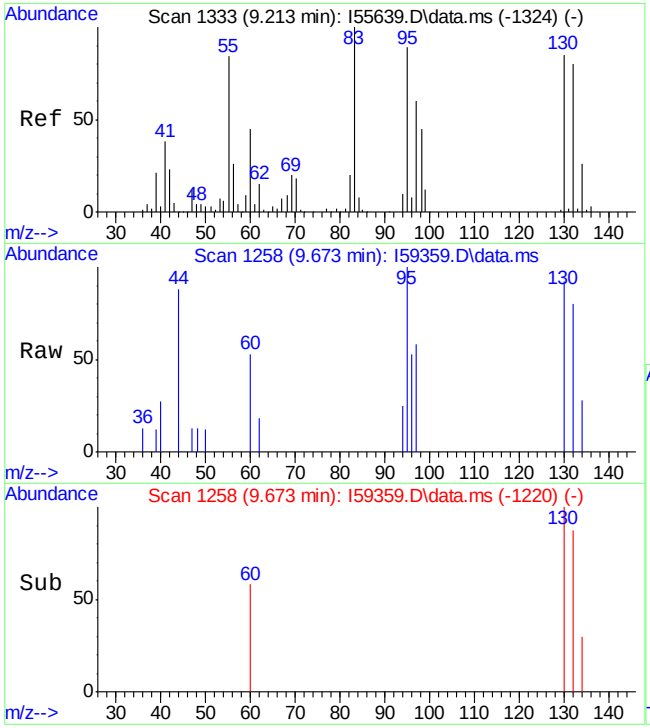

#48
Trichloroethene
Concen: 0.68 ug/L
RT: 9.673 min Scan# 1258
Delta R.T. 0.031 min
Lab File: I59359.D
Acq: 14 Dec 2018 4:44 pm

Tgt Ion: 95 Resp: 4328

Ion	Ratio	Lower	Upper
95	100		
130	91.8	60.2	120.2
97	58.0	36.4	96.4
132	80.2	56.2	116.2

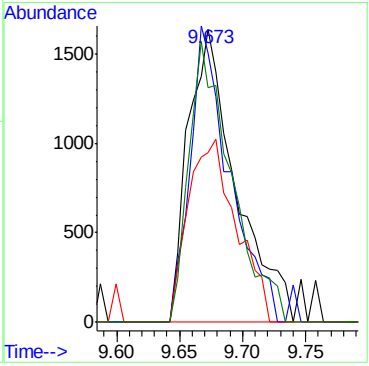

Quantitation Report (QT Reviewed)

Data Path : C:\msdchem\1\data\JenniferF\12-20-2018\vc5132\
Data File : C0129314.D
Acq On : 18 Dec 2018 2:01 pm
Operator : SHANICAO
Sample : FA60039-2 Inst : MSVOA5
Misc : MS42125,VC5132,,,,,
ALS Vial : 14 Sample Multiplier: 1

Quant Method : C:\msdchem\1\methods\RTXVMS121118.M
Quant Results File: RTXVMS121118.RES
Quant Time: Dec 20 01:17:03 2018
Quant Title : SW-846 Method 5035A/8260B
QLast Update : Wed Dec 12 08:14:44 2018
Response via : Initial Calibration

Compound	R.T.	QIon	Response	Conc	Units	Dev(Min)
Internal Standards						
1) Fluorobenzene	10.558	96	886088	50.00	ug/L	0.00
56) Chlorobenzene-d5	13.442	117	636557	50.00	ug/L	0.00
78) 1,4-Dichlorobenzene-d4	15.103	152	306144	50.00	ug/L	0.00
106) Tert Butyl Alcohol-d10	6.871	65	285265	250.00	ug/L	-0.02
System Monitoring Compounds						
36) Dibromofluoromethane	9.500	113	210499	49.58	ug/L	0.00
Spiked Amount 50.000	Range 83 - 118		Recovery = 99.16%			
46) 1,2-Dichloroethane-d4	10.224	65	287283	51.38	ug/L	0.00
Spiked Amount 50.000	Range 79 - 125		Recovery = 102.76%			
57) Toluene-d8	12.158	98	886840	48.55	ug/L	0.00
Spiked Amount 50.000	Range 85 - 112		Recovery = 97.10%			
79) 4-Bromofluorobenzene	14.324	174	243304	51.05	ug/L	0.00
Spiked Amount 50.000	Range 83 - 118		Recovery = 102.10%			
Target Compounds						Qvalue
104) Naphthalene	16.642	128	4549	0.29	ug/L	91

(#) = qualifier out of range (m) = manual integration (+) = signals summed

Quantitation Report (QT Reviewed)

Data Path : C:\msdchem\1\data\JenniferF\12-20-2018\vc5132\
Data File : C0129314.D
Acq On : 18 Dec 2018 2:01 pm
Operator : SHANICAO
Sample : FA60039-2 Inst : MSVOA5
Misc : MS42125,VC5132,,,,,
ALS Vial : 14 Sample Multiplier: 1

Quant Method : C:\msdchem\1\methods\RTXVMS121118.M
Quant Results File: RTXVMS121118.RES
Quant Time: Dec 20 01:17:03 2018
Quant Title : SW-846 Method 5035A/8260B
QLast Update : Wed Dec 12 08:14:44 2018
Response via : Initial Calibration

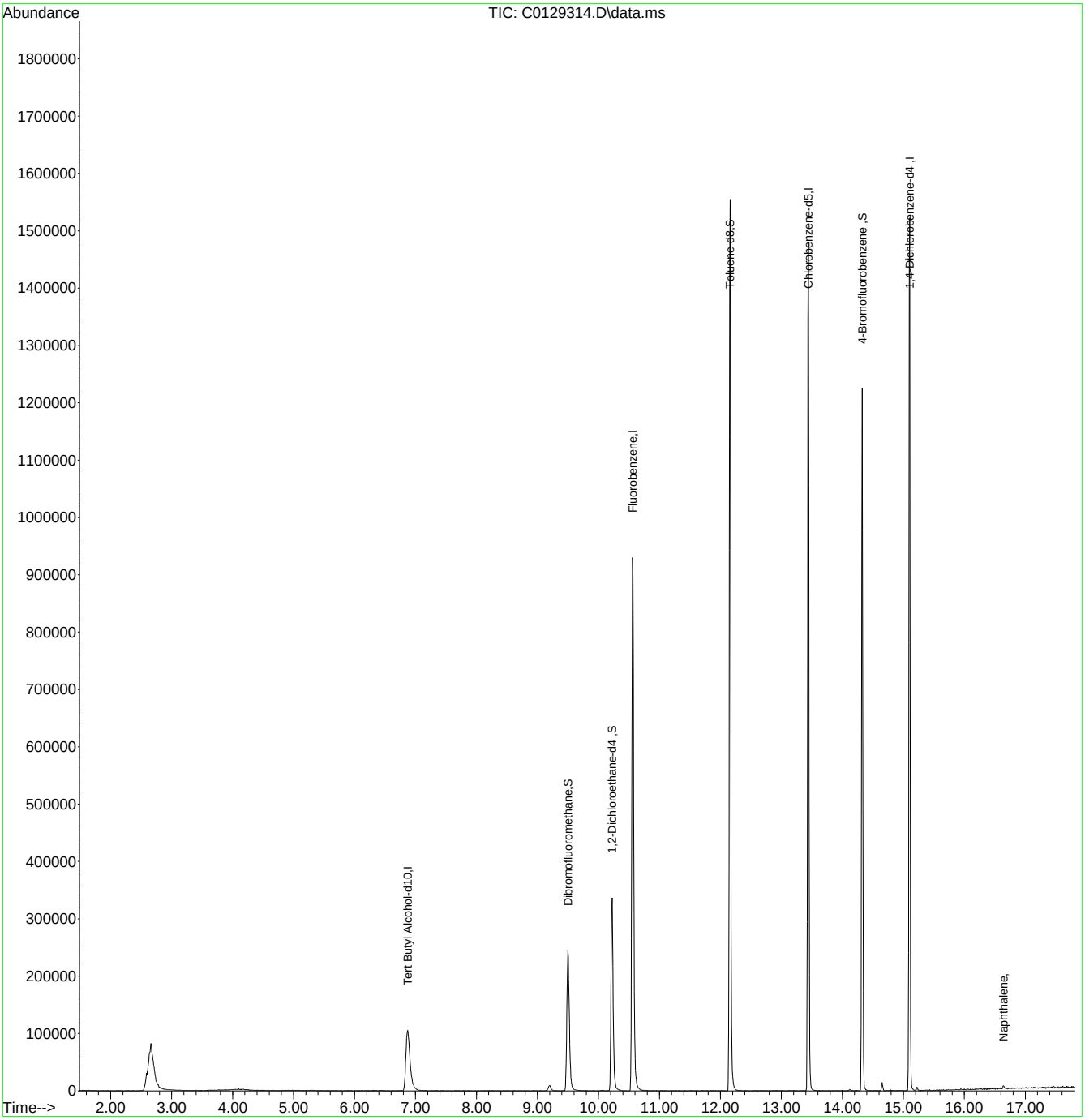

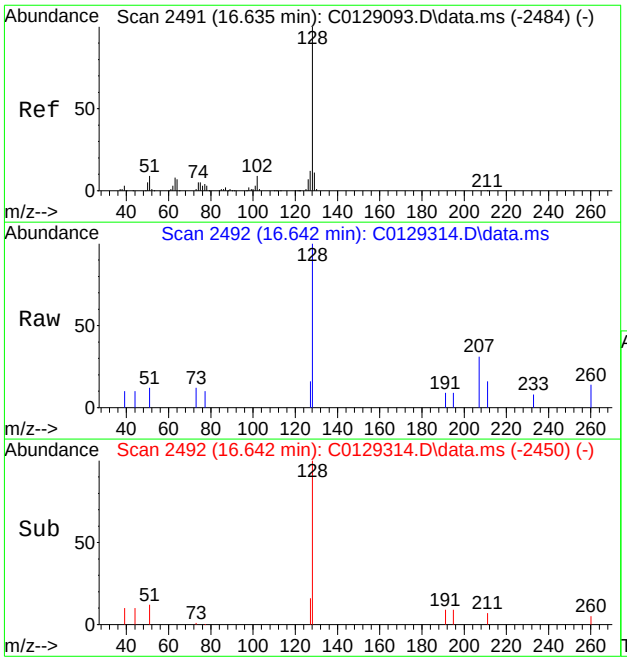

#104
Naphthalene
Concen: 0.29 ug/L
RT: 16.642 min Scan# 2492
Delta R.T. 0.006 min
Lab File: C0129314.D
Acq: 18 Dec 2018 2:01 pm

Tgt Ion:128 Resp: 4549

Ion	Ratio	Lower	Upper
128	100		
127	15.8	0.0	42.4

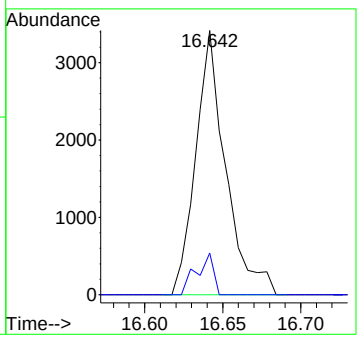

Quantitation Report (QT Reviewed)

Data Path : C:\msdchem\2\DATA\121418\
Data File : I59360.D
Acq On : 14 Dec 2018 5:07 pm
Operator : ANAJ
Sample : FA60039-2 Inst : MSVOA16
Misc : MS42125,VI1805,,,,,
ALS Vial : 15 Sample Multiplier: 1

Quant Time: Dec 15 09:13:29 2018
Quant Method : C:\msdchem\2\METHODS\I-December1218.M
Quant Title : SW-846 Method 5035A/8260B
QLast Update : Thu Dec 13 09:55:26 2018
Response via : Initial Calibration

Compound	R.T.	QIon	Response	Conc	Units	Dev(Min)
Internal Standards						
1) Fluorobenzene	9.411	96	895314	50.00	ug/L	0.00
56) Chlorobenzene-d5	12.453	117	637648	50.00	ug/L	0.00
78) 1,4-Dichlorobenzene-d4	14.129	152	343616	50.00	ug/L	0.00
106) Tert Butyl Alcohol-d10	5.619	65	43870	250.00	ug/L	-0.01
System Monitoring Compounds						
36) Dibromofluoromethane	8.069	113	267985	50.64	ug/L	0.00
Spiked Amount 50.000	Range 83 - 118		Recovery = 101.28%			
46) 1,2-Dichloroethane-d4	8.984	65	362198	50.83	ug/L	0.00
Spiked Amount 50.000	Range 79 - 125		Recovery = 101.66%			
57) Toluene-d8	11.148	98	849555	49.62	ug/L	0.00
Spiked Amount 50.000	Range 85 - 112		Recovery = 99.24%			
79) 4-Bromofluorobenzene	13.349	174	251657	48.30	ug/L	0.00
Spiked Amount 50.000	Range 83 - 118		Recovery = 96.60%			
Target Compounds						Qvalue

(#) = qualifier out of range (m) = manual integration (+) = signals summed

Quantitation Report (QT Reviewed)

Data Path : C:\msdchem\2\DATA\121418\
Data File : I59360.D
Acq On : 14 Dec 2018 5:07 pm
Operator : ANAJ
Sample : FA60039-2 Inst : MSVOA16
Misc : MS42125,VI1805,,,,,
ALS Vial : 15 Sample Multiplier: 1

Quant Time: Dec 15 09:13:29 2018
Quant Method : C:\msdchem\2\METHODS\I-December1218.M
Quant Title : SW-846 Method 5035A/8260B
QLast Update : Thu Dec 13 09:55:26 2018
Response via : Initial Calibration

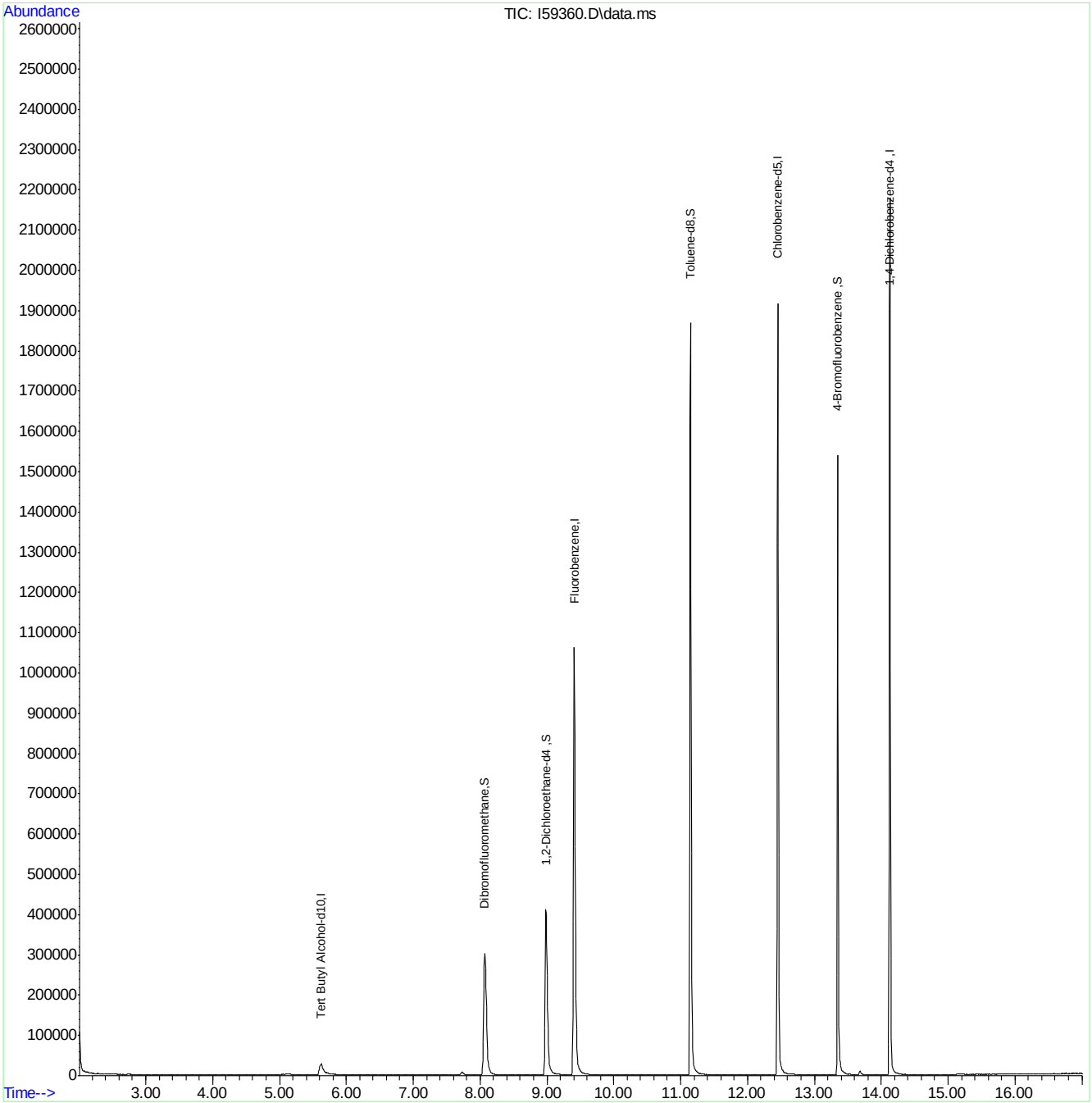

Manual Integrations APPROVED (compounds with "m" flag)
Melissa Mangual 12/18/18 12:16

Quantitation Report (QT Reviewed)

Data Path : C:\msdchem\2\DATA\121718\
Data File : C0129262.D
Acq On : 17 Dec 2018 2:00 pm
Operator : SHANICAO
Sample : FA60039-3 Inst : MSVOA5
Misc : MS42125,VC5130,,,,,
ALS Vial : 12 Sample Multiplier: 1

Quant Time: Dec 18 09:03:41 2018
Quant Method : C:\msdchem\2\METHODS\RTXVMS121118.M
Quant Title : SW-846 Method 5035A/8260B
QLast Update : Wed Dec 12 08:14:44 2018
Response via : Initial Calibration

Compound	R.T.	QIon	Response	Conc	Units	Dev(Min)
Internal Standards						
1) Fluorobenzene	10.564	96	844139	50.00	ug/L	0.00
56) Chlorobenzene-d5	13.442	117	605537	50.00	ug/L	0.00
78) 1,4-Dichlorobenzene-d4	15.102	152	298053	50.00	ug/L	0.00
106) Tert Butyl Alcohol-d10	6.865	65	259087	250.00	ug/L	-0.03
System Monitoring Compounds						
36) Dibromofluoromethane	9.499	113	200525	49.58	ug/L	0.00
Spiked Amount 50.000	Range 83 - 118		Recovery = 99.16%			
46) 1,2-Dichloroethane-d4	10.223	65	272105	51.08	ug/L	0.00
Spiked Amount 50.000	Range 79 - 125		Recovery = 102.16%			
57) Toluene-d8	12.158	98	843134	48.53	ug/L	0.00
Spiked Amount 50.000	Range 85 - 112		Recovery = 97.06%			
79) 4-Bromofluorobenzene	14.324	174	232556	50.12	ug/L	0.00
Spiked Amount 50.000	Range 83 - 118		Recovery = 100.24%			
Target Compounds						Qvalue
12) Freon 113	5.344	101	26792m	8.19	ug/L	
35) Tetrahydrofuran	9.475	42	4292	1.46	ug/L	83

(#) = qualifier out of range (m) = manual integration (+) = signals summed

Quantitation Report (QT Reviewed)

Data Path : C:\msdchem\2\DATA\121718\
Data File : C0129262.D
Acq On : 17 Dec 2018 2:00 pm
Operator : SHANICAO
Sample : FA60039-3 Inst : MSVOA5
Misc : MS42125,VC5130,,,,,
ALS Vial : 12 Sample Multiplier: 1

Quant Time: Dec 18 09:03:41 2018
Quant Method : C:\msdchem\2\METHODS\RTXVMS121118.M
Quant Title : SW-846 Method 5035A/8260B
QLast Update : Wed Dec 12 08:14:44 2018
Response via : Initial Calibration

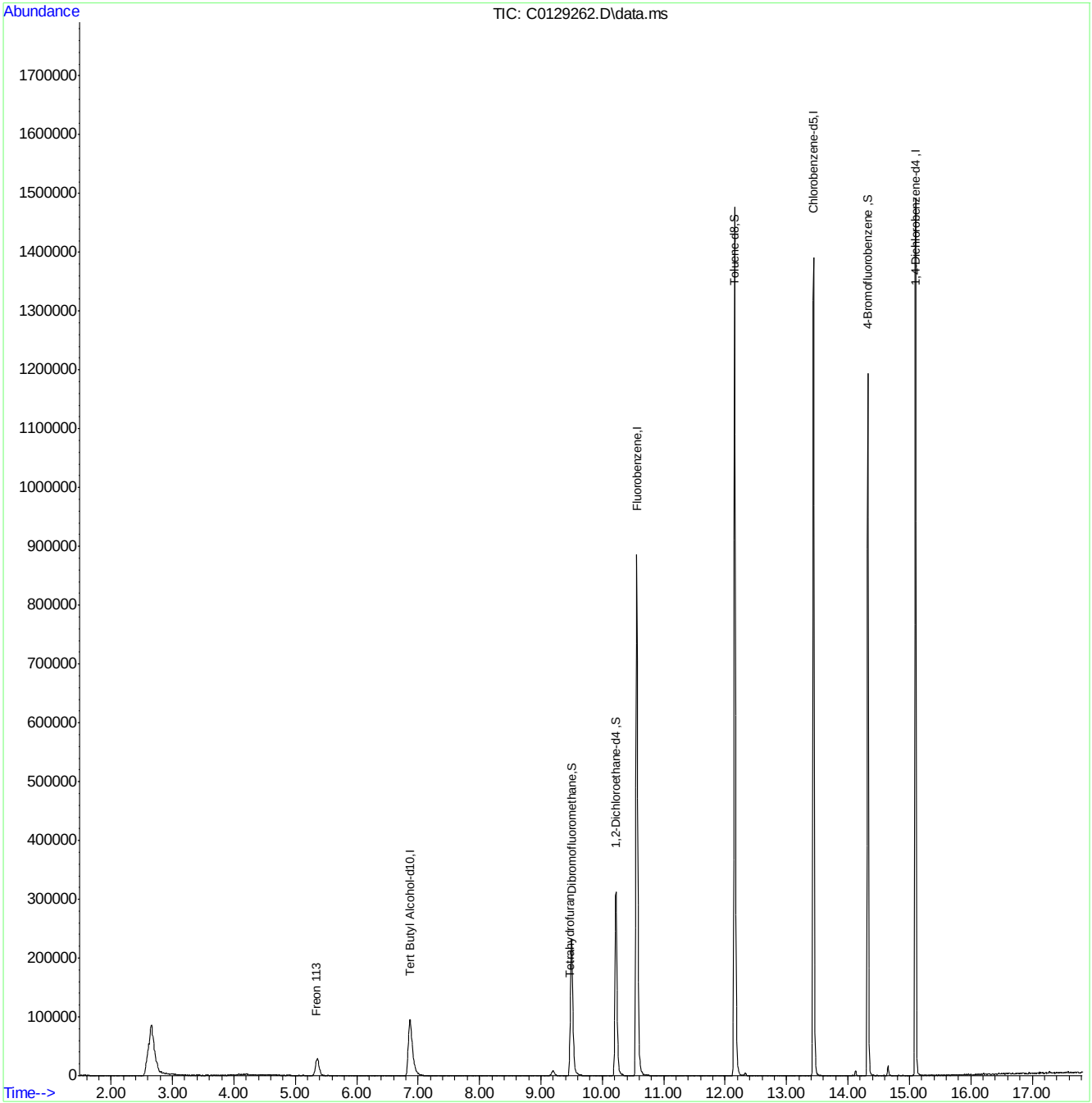

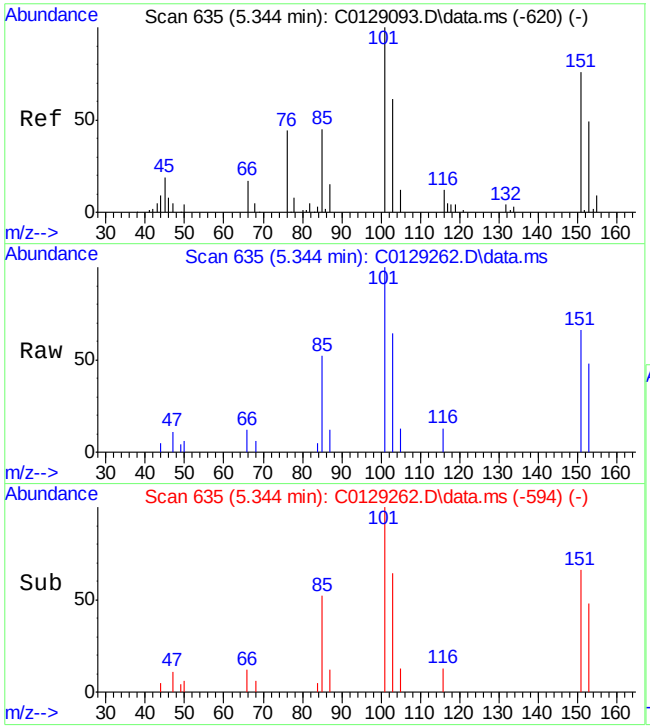

#12
Freon 113
Concen: 8.19 ug/L m
RT: 5.344 min Scan# 635
Delta R.T. -0.000 min
Lab File: C0129262.D
Acq: 17 Dec 2018 2:00 pm

Tgt Ion:101 Resp: 26792

Ion	Ratio	Lower	Upper
101	100		
151	66.0	56.4	96.4
103	64.1	41.0	81.0
85	52.0	34.3	74.3

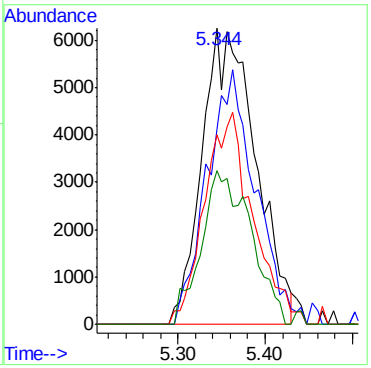

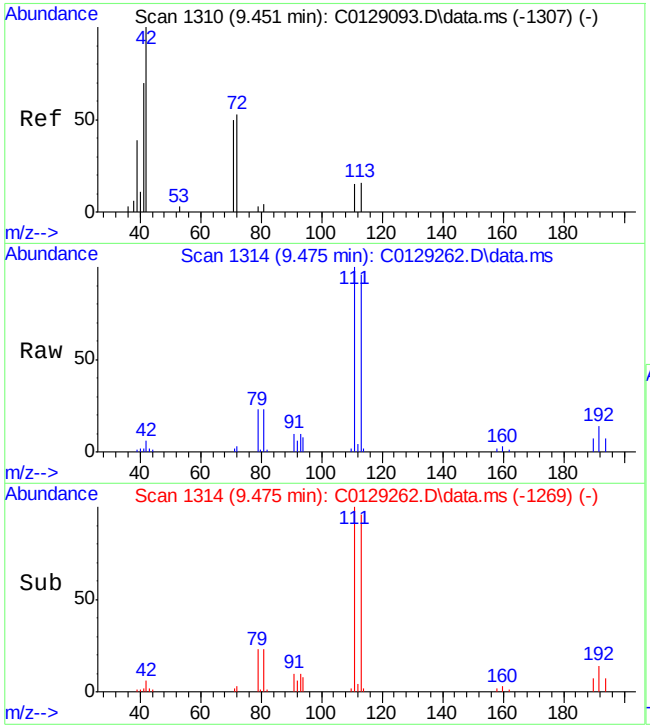

#35
Tetrahydrofuran
Concen: 1.46 ug/L
RT: 9.475 min Scan# 1314
Delta R.T. 0.024 min
Lab File: C0129262.D
Acq: 17 Dec 2018 2:00 pm

Tgt Ion: 42 Resp: 4292

Ion	Ratio	Lower	Upper
42	100		
41	40.5	24.9	64.9
72	45.6	7.9	47.9

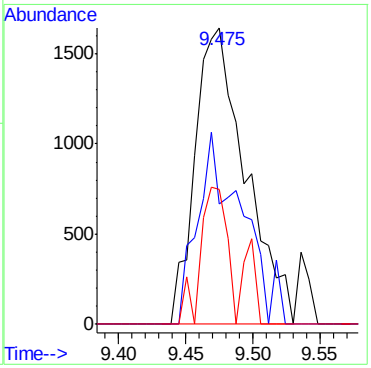

Manual Integration Approval Summary

Sample Number:	FA60039-3	**Method:**	SW846 8260B
Lab FileID:	C0129262.D	**Analyst approved:**	12/18/18 10:38 Shanica O'Connor
Injection Time:	12/17/18 14:00	**Supervisor approved:**	12/18/18 12:16 Melissa Mangual

Parameter	CAS	Sig#	R.T. (min.)	Reason
Freon 113	76-13-1		5.34	Split peak

Quantitation Report (Qedit)

Data Path : C:\msdchem\2\DATA\121718\
Data File : C0129262.D
Acq On : 17 Dec 2018 2:00 pm
Operator : SHANICAO
Sample : FA60039-3 Inst : MSVOA5
Misc : MS42125,VC5130,,,,,
ALS Vial : 12 Sample Multiplier: 1

Quant Time: Dec 18 07:36:30 2018
Quant Method : C:\msdchem\2\METHODS\RTXVMS121118.M
Quant Title : SW-846 Method 5035A/8260B
QLast Update : Wed Dec 12 08:14:44 2018
Response via : Initial Calibration

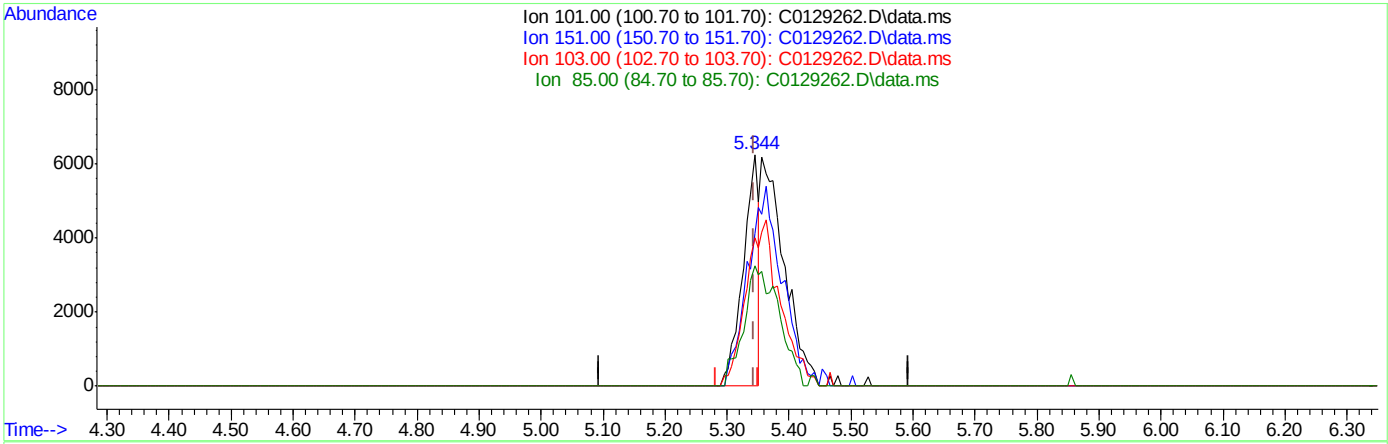

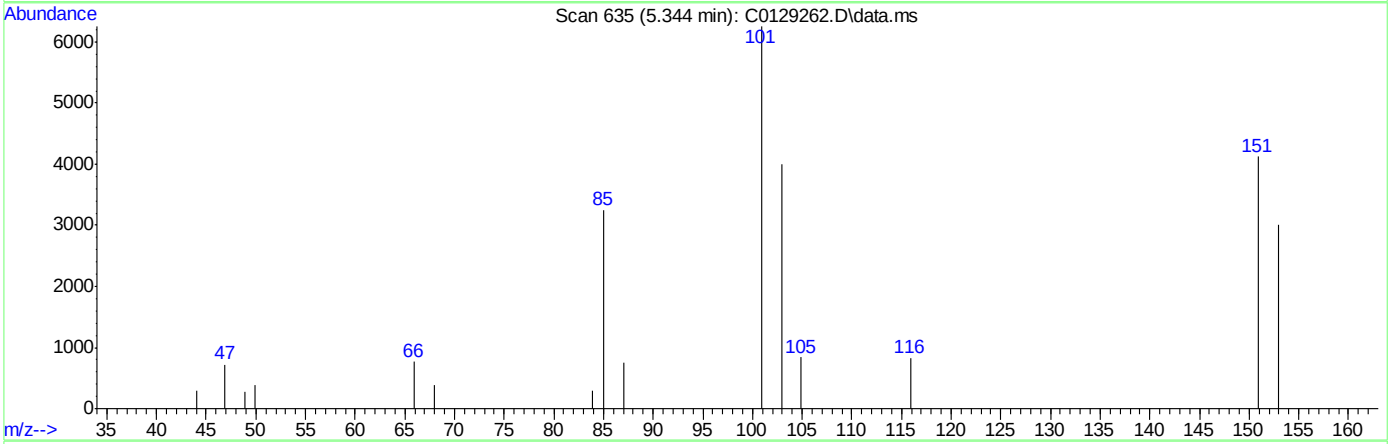

TIC: C0129262.D\data.ms

(12) Freon 113

5.344min (-0.000) 3.33ug/L

response 10906

Ion	Exp%	Act%
101.00	100	100
151.00	76.40	65.96
103.00	61.00	64.07
85.00	54.30	51.95

Quantitation Report (Qedit)

Data Path : C:\msdchem\2\DATA\121718\
Data File : C0129262.D
Acq On : 17 Dec 2018 2:00 pm
Operator : SHANICAO
Sample : FA60039-3 Inst : MSVOA5
Misc : MS42125,VC5130,,,,,
ALS Vial : 12 Sample Multiplier: 1

Quant Time: Dec 18 07:36:30 2018
Quant Method : C:\msdchem\2\METHODS\RTXVMS121118.M
Quant Title : SW-846 Method 5035A/8260B
QLast Update : Wed Dec 12 08:14:44 2018
Response via : Initial Calibration

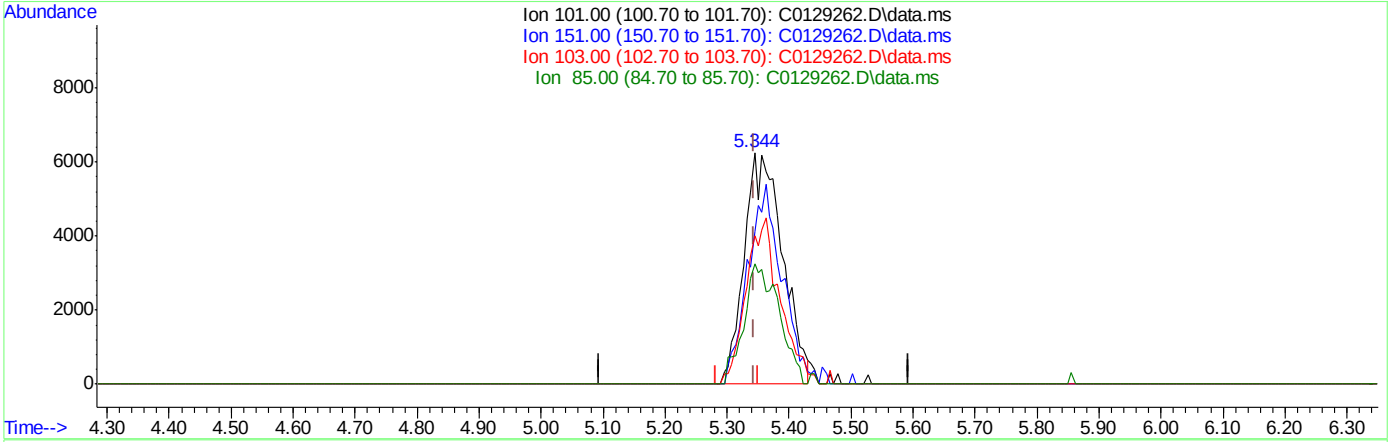

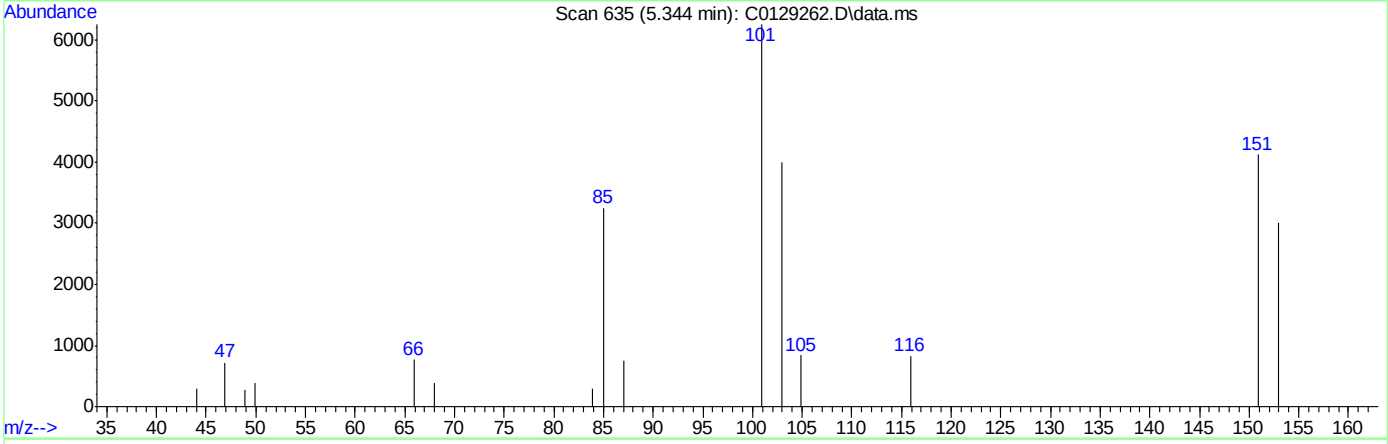

TIC: C0129262.D\data.ms

(12) Freon 113

5.344min (-0.000) 8.19ug/L m

response 26792

Ion	Exp%	Act%
101.00	100	100
151.00	76.40	65.96
103.00	61.00	64.07
85.00	54.30	51.95

Quantitation Report (QT Reviewed)

Data Path : C:\msdchem\2\DATA\121418\
Data File : I59361.D
Acq On : 14 Dec 2018 5:30 pm
Operator : ANAJ
Sample : FA60039-3 Inst : MSVOA16
Misc : MS42125,VI1805,,,,,
ALS Vial : 16 Sample Multiplier: 1

Quant Time: Dec 15 09:13:32 2018
Quant Method : C:\msdchem\2\METHODS\I-December1218.M
Quant Title : SW-846 Method 5035A/8260B
QLast Update : Thu Dec 13 09:55:26 2018
Response via : Initial Calibration

Compound	R.T.	QIon	Response	Conc	Units	Dev(Min)
Internal Standards						
1) Fluorobenzene	9.405	96	902141	50.00	ug/L	0.00
56) Chlorobenzene-d5	12.453	117	640718	50.00	ug/L	0.00
78) 1,4-Dichlorobenzene-d4	14.129	152	345609	50.00	ug/L	0.00
106) Tert Butyl Alcohol-d10	5.619	65	52721	250.00	ug/L	-0.01
System Monitoring Compounds						
36) Dibromofluoromethane	8.069	113	271524	50.92	ug/L	0.00
Spiked Amount 50.000	Range 83 - 118		Recovery = 101.84%			
46) 1,2-Dichloroethane-d4	8.984	65	364266	50.74	ug/L	0.00
Spiked Amount 50.000	Range 79 - 125		Recovery = 101.48%			
57) Toluene-d8	11.148	98	859858	49.98	ug/L	0.00
Spiked Amount 50.000	Range 85 - 112		Recovery = 99.96%			
79) 4-Bromofluorobenzene	13.349	174	251041	47.90	ug/L	0.00
Spiked Amount 50.000	Range 83 - 118		Recovery = 95.80%			
Target Compounds						Qvalue

(#) = qualifier out of range (m) = manual integration (+) = signals summed

Quantitation Report (QT Reviewed)

Data Path : C:\msdchem\2\DATA\121418\
Data File : I59361.D
Acq On : 14 Dec 2018 5:30 pm
Operator : ANAJ
Sample : FA60039-3 Inst : MSVOA16
Misc : MS42125,VI1805,,,,,
ALS Vial : 16 Sample Multiplier: 1

Quant Time: Dec 15 09:13:32 2018
Quant Method : C:\msdchem\2\METHODS\I-December1218.M
Quant Title : SW-846 Method 5035A/8260B
QLast Update : Thu Dec 13 09:55:26 2018
Response via : Initial Calibration

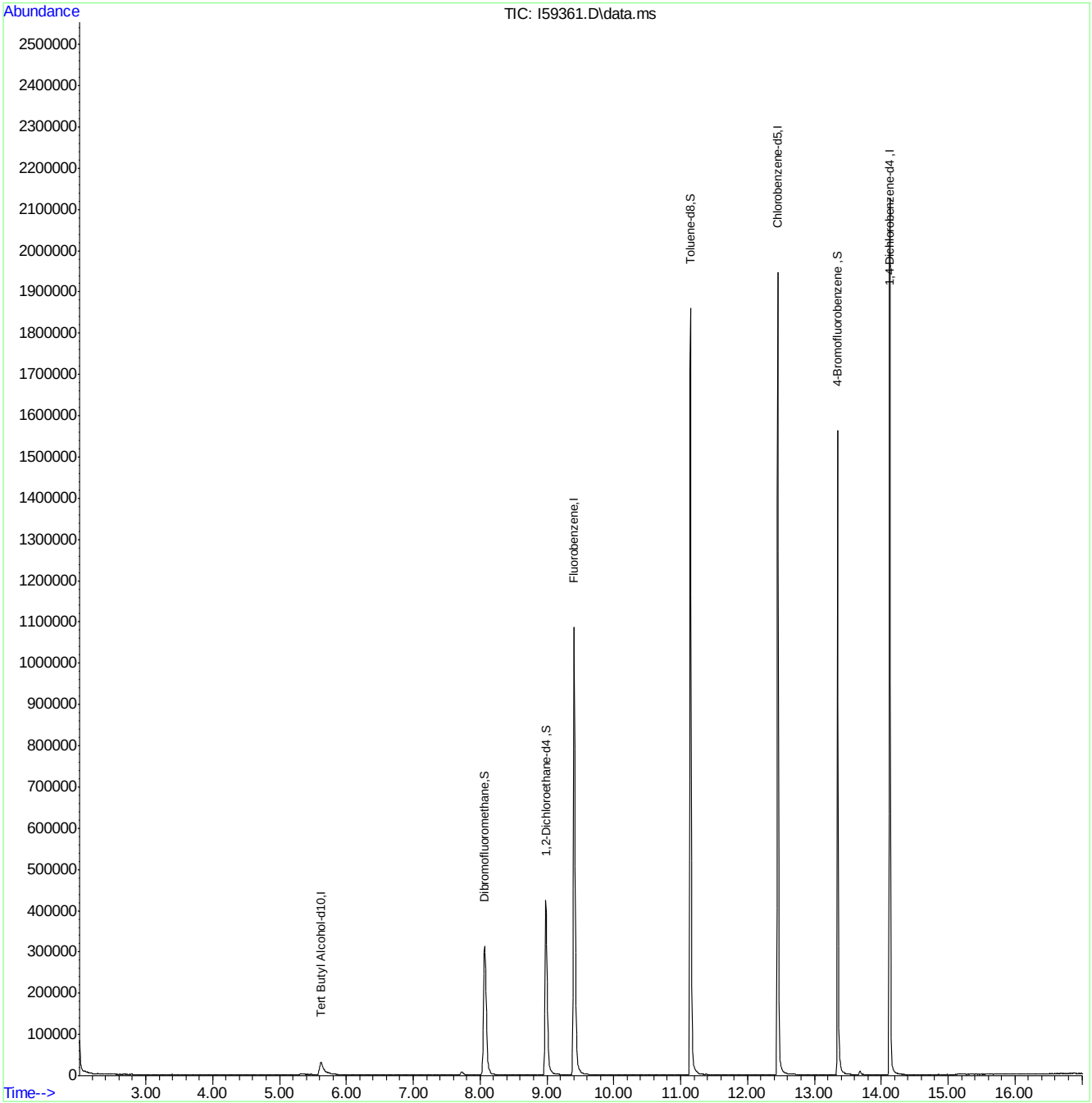

Quantitation Report (QT Reviewed)

Data Path : C:\msdchem\2\DATA\121718\
Data File : C0129263.D
Acq On : 17 Dec 2018 2:27 pm
Operator : SHANICAO
Sample : FA60039-4 Inst : MSVOA5
Misc : MS42125,VC5130,,,,,
ALS Vial : 13 Sample Multiplier: 1

Quant Time: Dec 18 09:04:07 2018
Quant Method : C:\msdchem\2\METHODS\RTXVMS121118.M
Quant Title : SW-846 Method 5035A/8260B
QLast Update : Wed Dec 12 08:14:44 2018
Response via : Initial Calibration

Compound	R.T.	QIon	Response	Conc	Units	Dev(Min)
Internal Standards						
1) Fluorobenzene	10.564	96	844675	50.00	ug/L	0.00
56) Chlorobenzene-d5	13.442	117	594142	50.00	ug/L	0.00
78) 1,4-Dichlorobenzene-d4	15.102	152	289084	50.00	ug/L	0.00
106) Tert Butyl Alcohol-d10	6.871	65	231617	250.00	ug/L	-0.02
System Monitoring Compounds						
36) Dibromofluoromethane	9.499	113	195705	48.36	ug/L	0.00
Spiked Amount 50.000	Range 83 - 118		Recovery = 96.72%			
46) 1,2-Dichloroethane-d4	10.223	65	264049	49.54	ug/L	0.00
Spiked Amount 50.000	Range 79 - 125		Recovery = 99.08%			
57) Toluene-d8	12.158	98	841461	49.36	ug/L	0.00
Spiked Amount 50.000	Range 85 - 112		Recovery = 98.72%			
79) 4-Bromofluorobenzene	14.324	174	232653	51.70	ug/L	0.00
Spiked Amount 50.000	Range 83 - 118		Recovery = 103.40%			
Target Compounds						Qvalue
5) Vinyl Chloride	3.367	62	131746	28.03	ug/L	97
12) Freon 113	5.350	101	6208	1.90	ug/L #	73
29) cis-1,2-Dichloroethene	8.727	96	10453	2.81	ug/L	86
35) Tetrahydrofuran	9.487	42	4157	1.41	ug/L	87

(#) = qualifier out of range (m) = manual integration (+) = signals summed

Quantitation Report (QT Reviewed)

Data Path : C:\msdchem\2\DATA\121718\
Data File : C0129263.D
Acq On : 17 Dec 2018 2:27 pm
Operator : SHANICAO
Sample : FA60039-4 Inst : MSVOA5
Misc : MS42125,VC5130,,,,,
ALS Vial : 13 Sample Multiplier: 1

Quant Time: Dec 18 09:04:07 2018
Quant Method : C:\msdchem\2\METHODS\RTXVMS121118.M
Quant Title : SW-846 Method 5035A/8260B
QLast Update : Wed Dec 12 08:14:44 2018
Response via : Initial Calibration

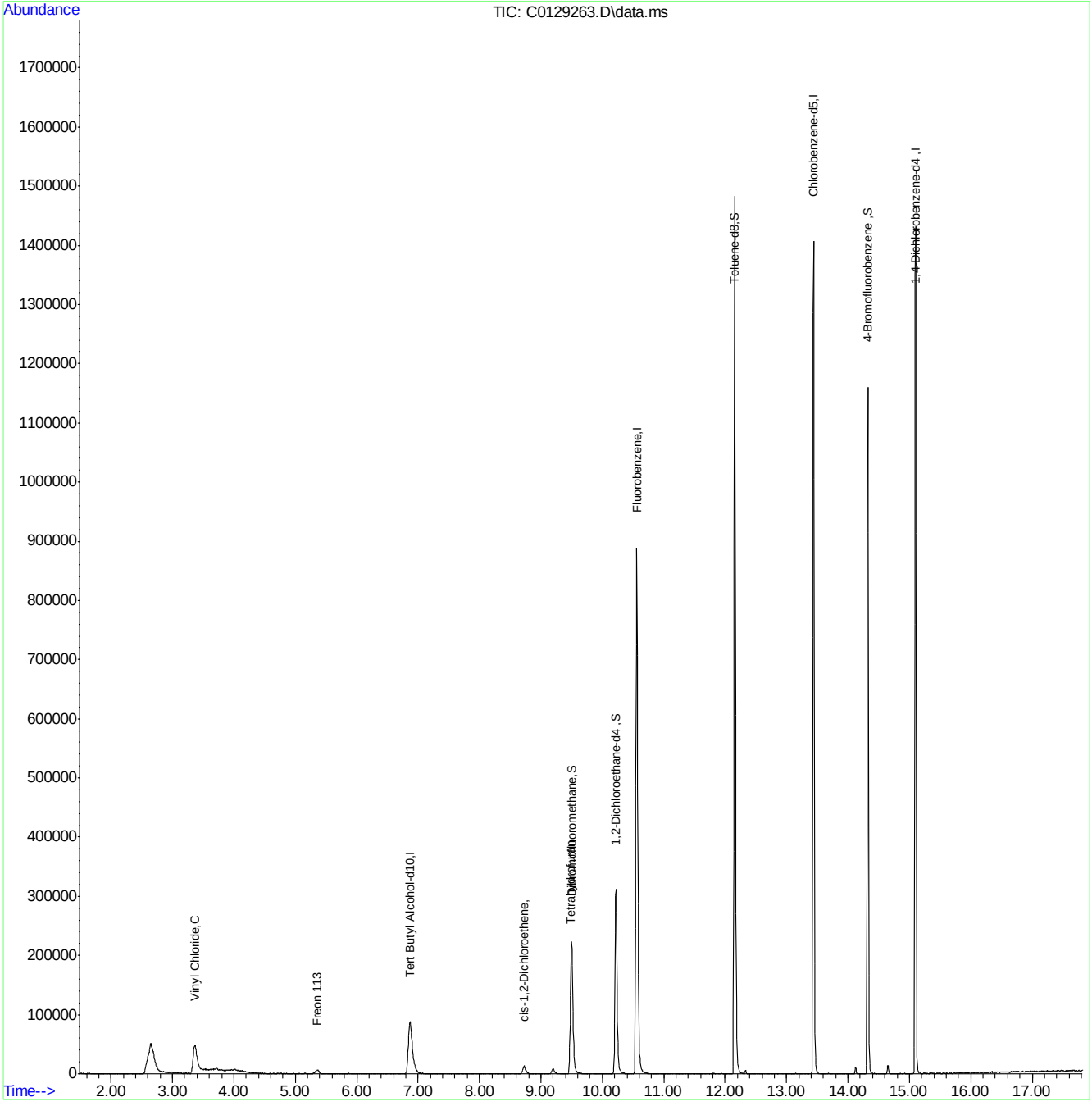

RTXVMS121118.M Tue Dec 18 11:48:15 2018 Page: 2

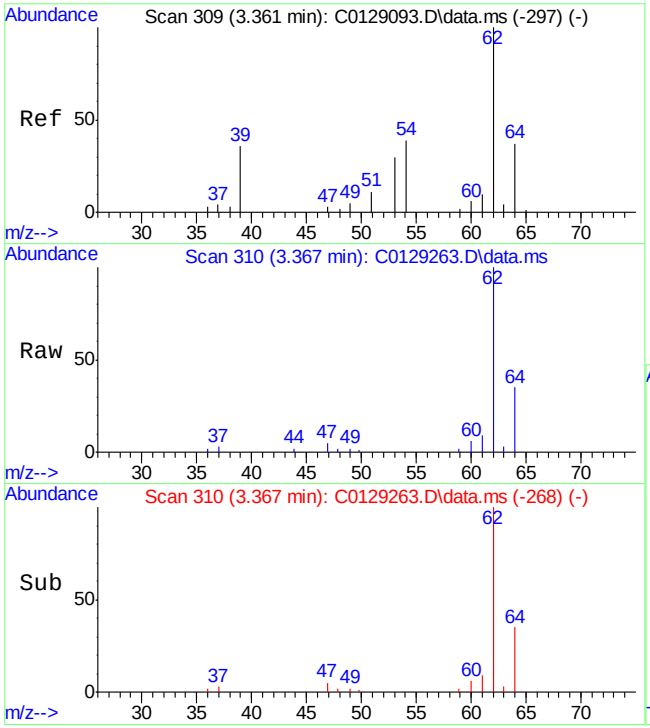

#5
Vinyl Chloride
Concen: 28.03 ug/L
RT: 3.367 min Scan# 310
Delta R.T. 0.006 min
Lab File: C0129263.D
Acq: 17 Dec 2018 2:27 pm

Tgt Ion: 62 Resp: 131746

Ion	Ratio	Lower	Upper
62	100		
64	35.1	6.8	66.8

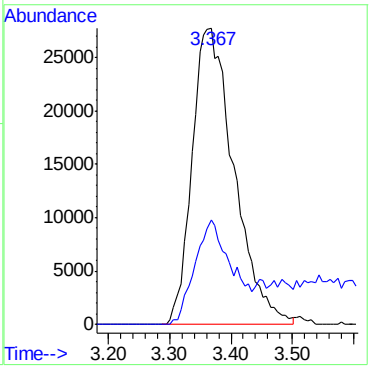

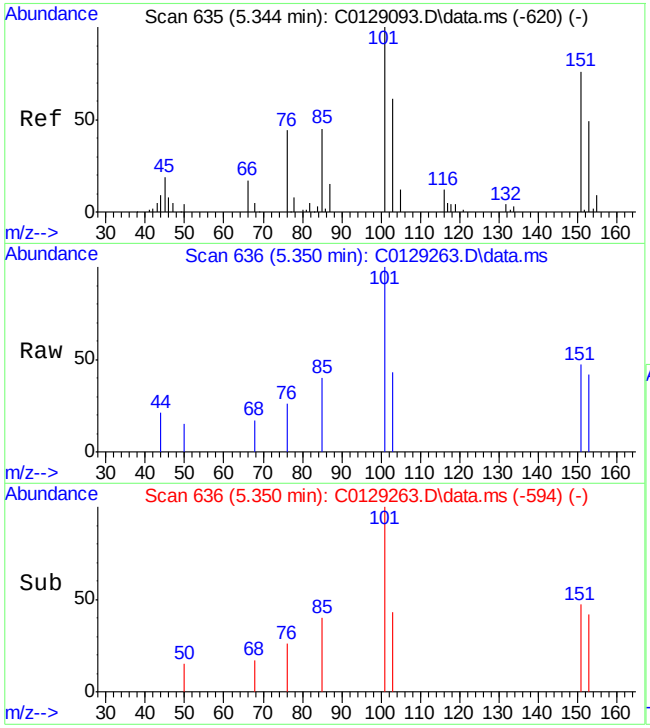

#12
Freon 113
Concen: 1.90 ug/L
RT: 5.350 min Scan# 636
Delta R.T. 0.006 min
Lab File: C0129263.D
Acq: 17 Dec 2018 2:27 pm

Tgt Ion:101 Resp: 6208

Ion	Ratio	Lower	Upper
101	100		
151	47.1	56.4	96.4#
103	42.9	41.0	81.0
85	39.5	34.3	74.3

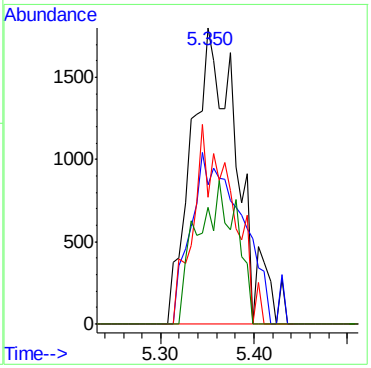

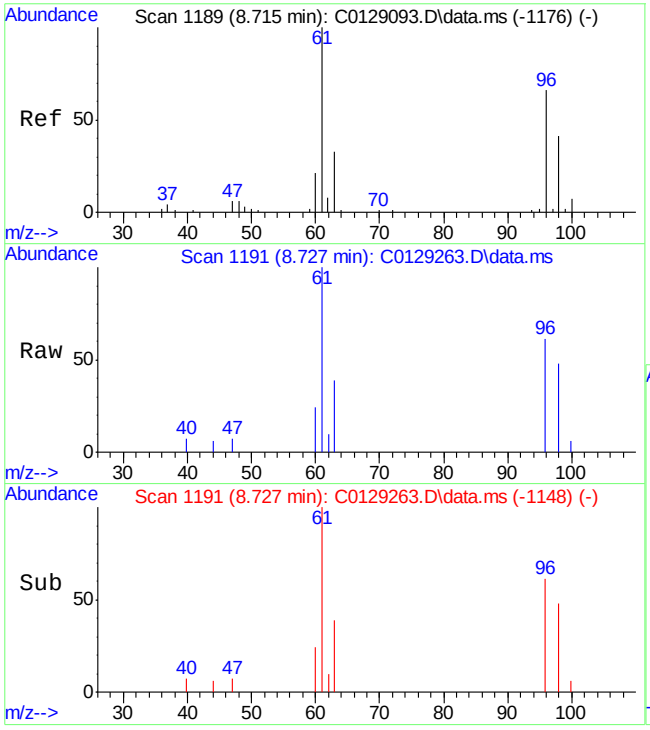

#29
cis-1,2-Dichloroethene
Concen: 2.81 ug/L
RT: 8.727 min Scan# 1191
Delta R.T. 0.012 min
Lab File: C0129263.D
Acq: 17 Dec 2018 2:27 pm

Tgt Ion: 96 Resp: 10453

Ion	Ratio	Lower	Upper
96	100		
61	163.3	121.1	181.1
98	78.0	31.4	91.4
63	62.9	20.1	80.1

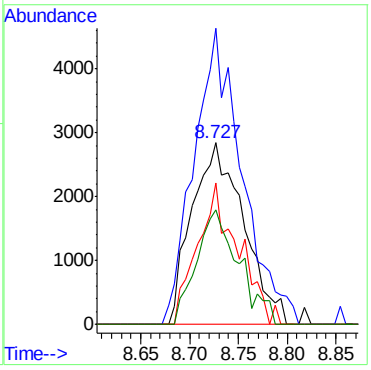

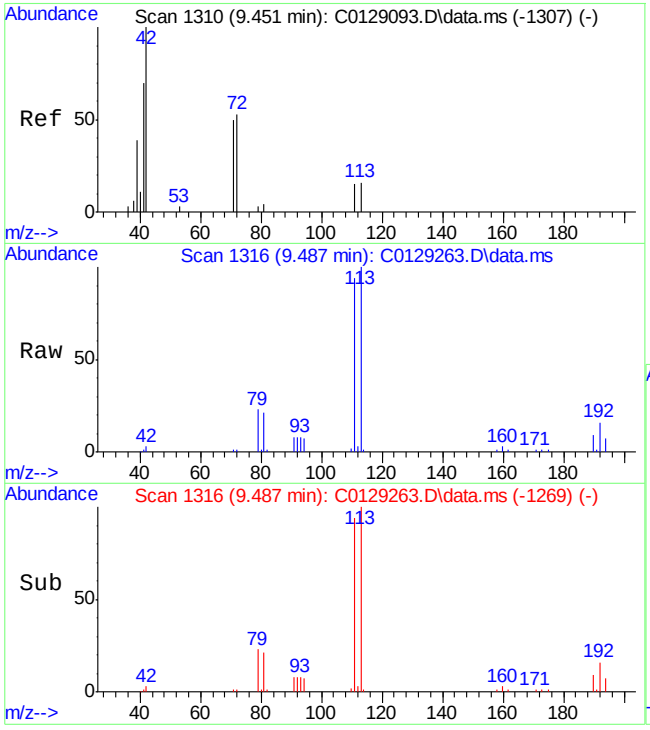

#35
Tetrahydrofuran
Concen: 1.41 ug/L
RT: 9.487 min Scan# 1316
Delta R.T. 0.036 min
Lab File: C0129263.D
Acq: 17 Dec 2018 2:27 pm

Tgt Ion: 42 Resp: 4157

Ion	Ratio	Lower	Upper
42	100		
41	42.0	24.9	64.9
72	41.3	7.9	47.9

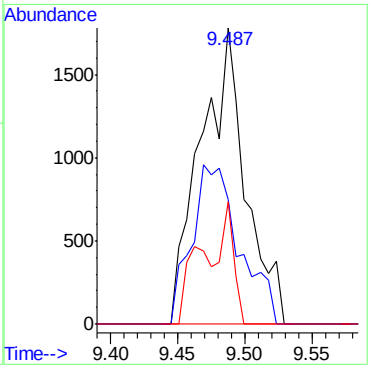

Quantitation Report (QT Reviewed)

Data Path : C:\msdchem\2\DATA\121418\
Data File : I59362.D
Acq On : 14 Dec 2018 5:54 pm
Operator : ANAJ
Sample : FA60039-4 Inst : MSVOA16
Misc : MS42125,VI1805,,,,,
ALS Vial : 17 Sample Multiplier: 1

Quant Time: Dec 15 09:45:09 2018
Quant Method : C:\msdchem\2\METHODS\I-December1218.M
Quant Title : SW-846 Method 5035A/8260B
QLast Update : Thu Dec 13 09:55:26 2018
Response via : Initial Calibration

Compound	R.T.	QIon	Response	Conc	Units	Dev(Min)
Internal Standards						
1) Fluorobenzene	9.411	96	871568	50.00	ug/L	0.00
56) Chlorobenzene-d5	12.453	117	616376	50.00	ug/L	0.00
78) 1,4-Dichlorobenzene-d4	14.129	152	337641	50.00	ug/L	0.00
106) Tert Butyl Alcohol-d10	5.619	65	49876	250.00	ug/L	-0.01
System Monitoring Compounds						
36) Dibromofluoromethane	8.069	113	263663	51.18	ug/L	0.00
Spiked Amount 50.000	Range 83 - 118		Recovery = 102.36%			
46) 1,2-Dichloroethane-d4	8.984	65	357217	51.50	ug/L	0.00
Spiked Amount 50.000	Range 79 - 125		Recovery = 103.00%			
57) Toluene-d8	11.148	98	834807	50.44	ug/L	0.00
Spiked Amount 50.000	Range 85 - 112		Recovery = 100.88%			
79) 4-Bromofluorobenzene	13.349	174	242122	47.29	ug/L	0.00
Spiked Amount 50.000	Range 83 - 118		Recovery = 94.58%			
Target Compounds						Qvalue
5) Vinyl Chloride	2.558	62	204087	35.99	ug/L	97
29) cis-1,2-Dichloroethene	7.253	96	10384	2.05	ug/L	91

(#) = qualifier out of range (m) = manual integration (+) = signals summed

Quantitation Report (QT Reviewed)

Data Path : C:\msdchem\2\DATA\121418\
Data File : I59362.D
Acq On : 14 Dec 2018 5:54 pm
Operator : ANAJ
Sample : FA60039-4 Inst : MSVOA16
Misc : MS42125,VI1805,,,,,
ALS Vial : 17 Sample Multiplier: 1

Quant Time: Dec 15 09:45:09 2018
Quant Method : C:\msdchem\2\METHODS\I-December1218.M
Quant Title : SW-846 Method 5035A/8260B
QLast Update : Thu Dec 13 09:55:26 2018
Response via : Initial Calibration

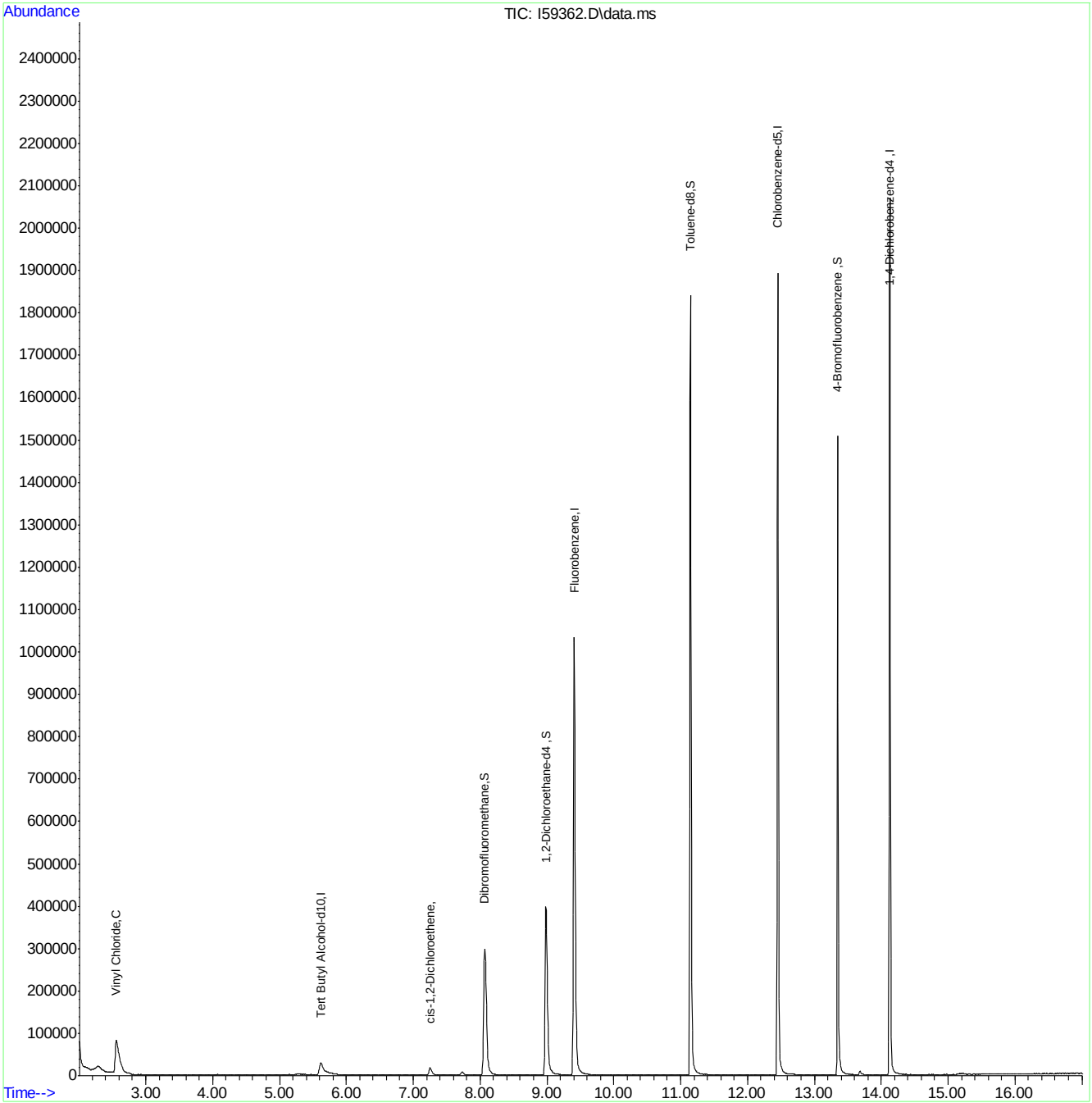

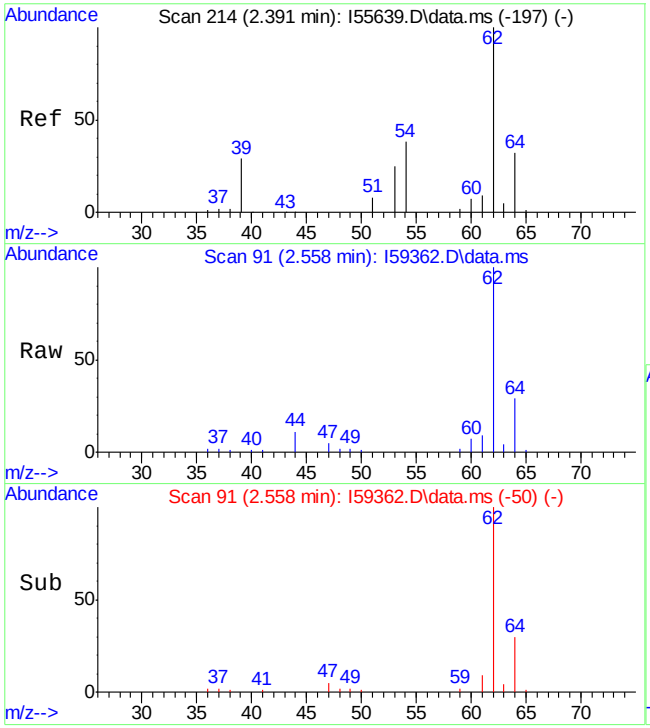

#5
Vinyl Chloride
Concen: 35.99 ug/L
RT: 2.558 min Scan# 91
Delta R.T. 0.000 min
Lab File: I59362.D
Acq: 14 Dec 2018 5:54 pm

Tgt Ion: 62 Resp: 204087

Ion	Ratio	Lower	Upper
62	100		
64	29.4	0.8	60.8

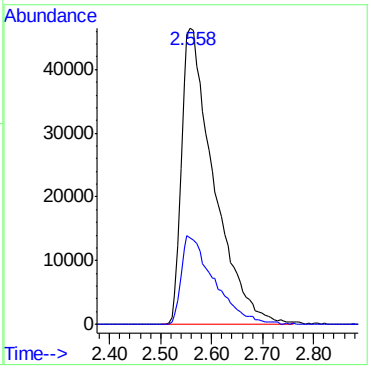

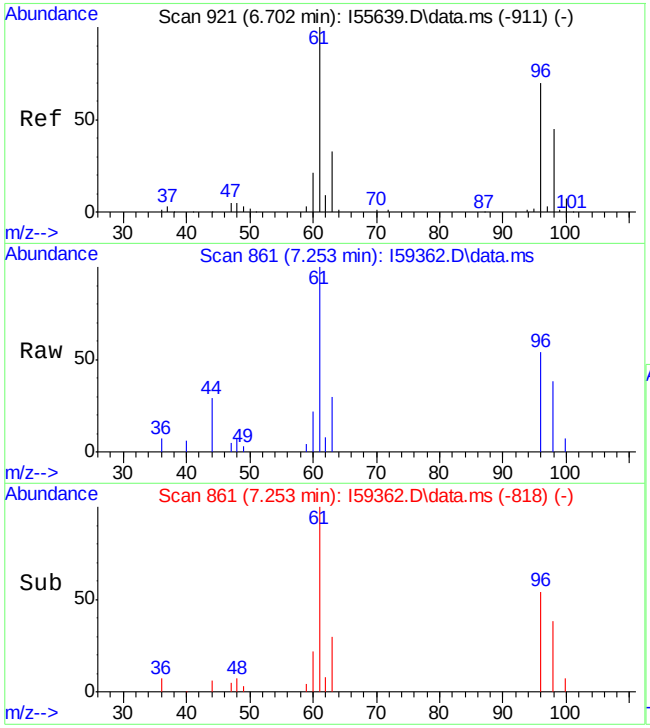

#29
cis-1,2-Dichloroethene
Concen: 2.05 ug/L
RT: 7.253 min Scan# 861
Delta R.T. 0.013 min
Lab File: I59362.D
Acq: 14 Dec 2018 5:54 pm

Tgt Ion: 96 Resp: 10384

Ion	Ratio	Lower	Upper
96	100		
61	185.5	140.2	200.2
98	70.6	35.4	95.4
63	56.4	23.4	83.4

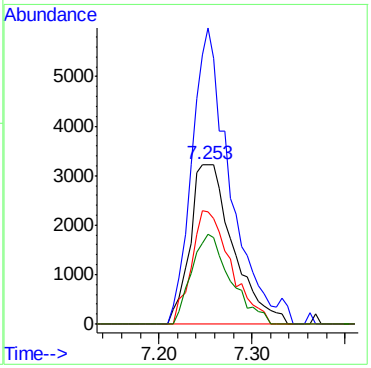

Quantitation Report (QT Reviewed)

Data Path : C:\msdchem\2\DATA\121718\
Data File : C0129258.D
Acq On : 17 Dec 2018 12:14 pm
Operator : SHANICAO
Sample : FA60039-5,250X Inst : MSVOA5
Misc : MS42125,VC5130,,,,,250
ALS Vial : 8 Sample Multiplier: 1

Quant Time: Dec 18 09:00:15 2018
Quant Method : C:\msdchem\2\METHODS\RTXVMS121118.M
Quant Title : SW-846 Method 5035A/8260B
QLast Update : Wed Dec 12 08:14:44 2018
Response via : Initial Calibration

Compound	R.T.	QIon	Response	Conc	Units	Dev(Min)
Internal Standards						
1) Fluorobenzene	10.564	96	861895	50.00	ug/L	0.00
56) Chlorobenzene-d5	13.442	117	617598	50.00	ug/L	0.00
78) 1,4-Dichlorobenzene-d4	15.102	152	303734	50.00	ug/L	0.00
106) Tert Butyl Alcohol-d10	6.871	65	265671	250.00	ug/L	-0.02
System Monitoring Compounds						
36) Dibromofluoromethane	9.499	113	202391	49.01	ug/L	0.00
Spiked Amount 50.000	Range 83 - 118		Recovery = 98.02%			
46) 1,2-Dichloroethane-d4	10.223	65	283258	52.08	ug/L	0.00
Spiked Amount 50.000	Range 79 - 125		Recovery = 104.16%			
57) Toluene-d8	12.158	98	867908	48.98	ug/L	0.00
Spiked Amount 50.000	Range 85 - 112		Recovery = 97.96%			
79) 4-Bromofluorobenzene	14.324	174	238523	50.45	ug/L	0.00
Spiked Amount 50.000	Range 83 - 118		Recovery = 100.90%			
Target Compounds						Qvalue
5) Vinyl Chloride	3.367	62	239217	49.88	ug/L	95
19) trans-1,2-Dichloroethene	6.598	61	2085	0.36	ug/L #	68
29) cis-1,2-Dichloroethene	8.721	96	290055	76.49	ug/L	96

(#) = qualifier out of range (m) = manual integration (+) = signals summed

Quantitation Report (QT Reviewed)

Data Path : C:\msdchem\2\DATA\121718\
Data File : C0129258.D
Acq On : 17 Dec 2018 12:14 pm
Operator : SHANICAO
Sample : FA60039-5,250X Inst : MSVOA5
Misc : MS42125,VC5130,,,,,250
ALS Vial : 8 Sample Multiplier: 1

Quant Time: Dec 18 09:00:15 2018
Quant Method : C:\msdchem\2\METHODS\RTXVMS121118.M
Quant Title : SW-846 Method 5035A/8260B
QLast Update : Wed Dec 12 08:14:44 2018
Response via : Initial Calibration

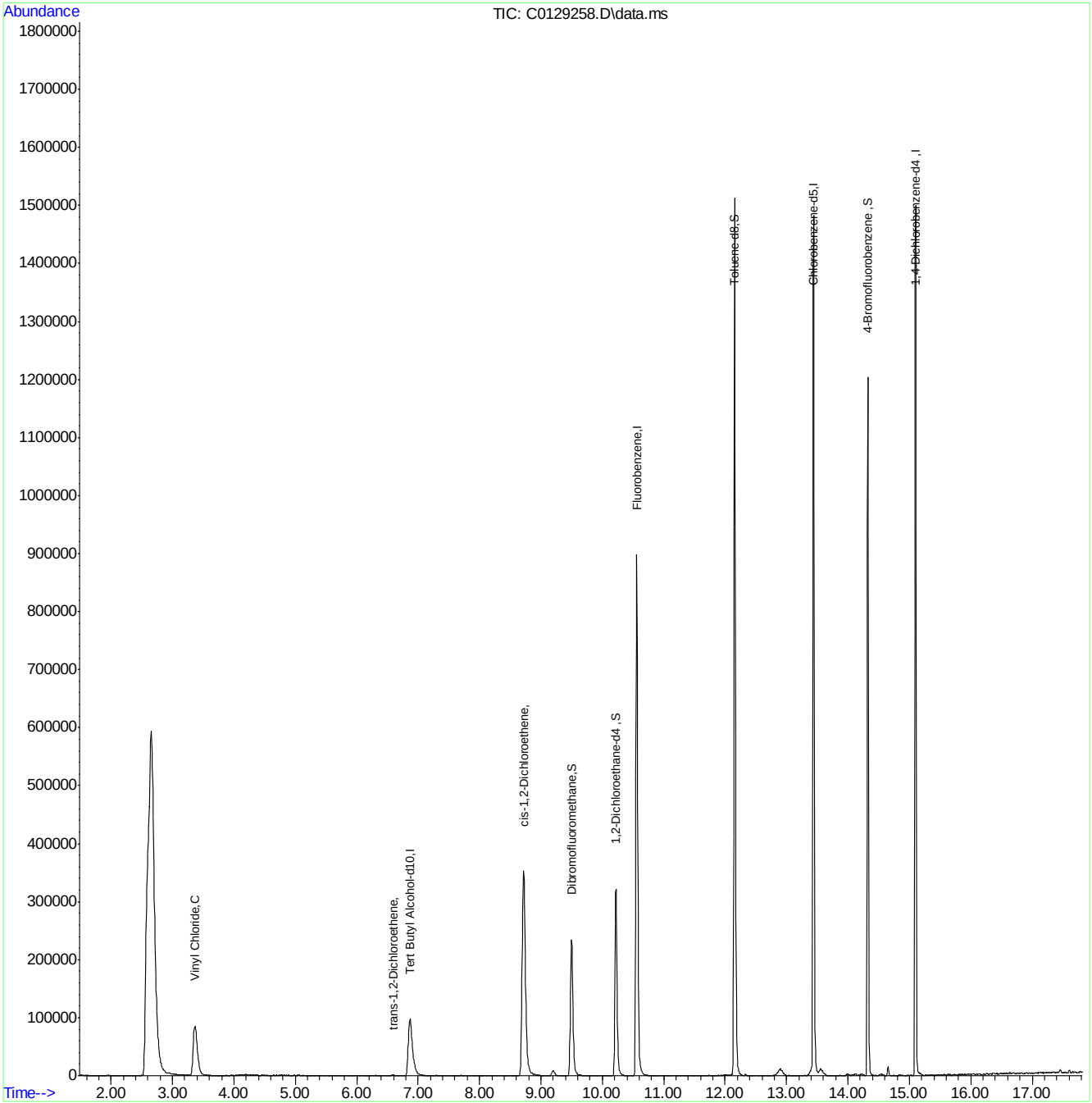

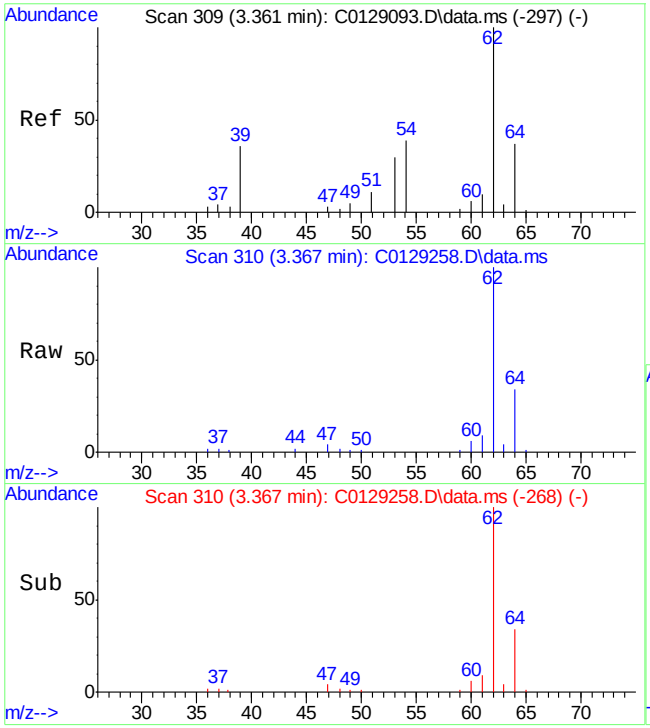

#5
Vinyl Chloride
Concen: 49.88 ug/L
RT: 3.367 min Scan# 310
Delta R.T. 0.006 min
Lab File: C0129258.D
Acq: 17 Dec 2018 12:14 pm

Tgt Ion: 62 Resp: 239217

Ion	Ratio	Lower	Upper
62	100		
64	34.0	6.8	66.8

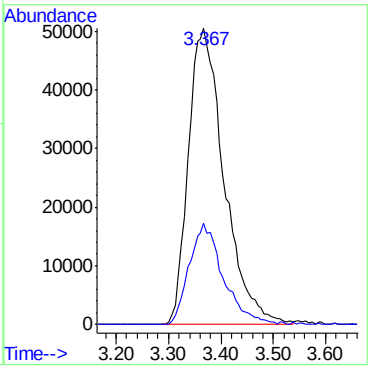

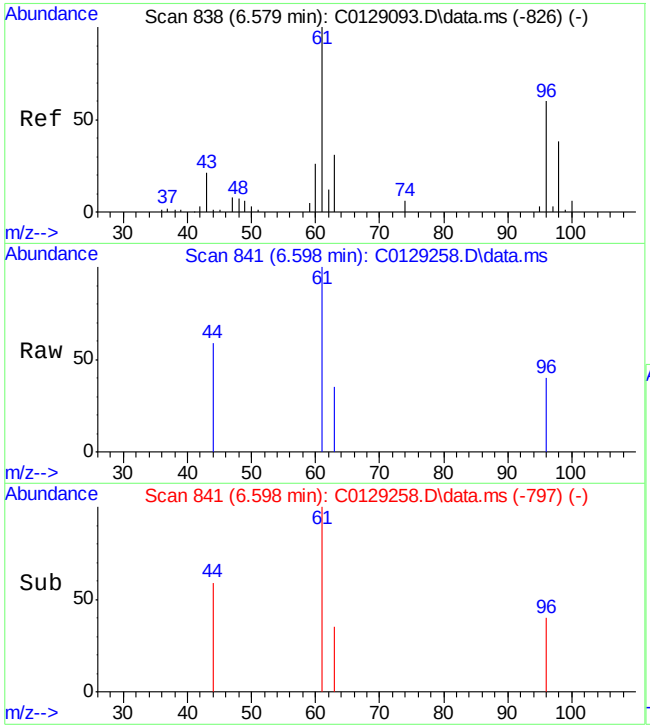

#19
trans-1,2-Dichloroethene
Concen: 0.36 ug/L
RT: 6.598 min Scan# 841
Delta R.T. 0.019 min
Lab File: C0129258.D
Acq: 17 Dec 2018 12:14 pm

Tgt Ion: 61 Resp: 2085

Ion	Ratio	Lower	Upper
61	100		
96	40.1	30.3	90.3
98	0.0	7.8	67.8#
63	35.1	1.4	61.4

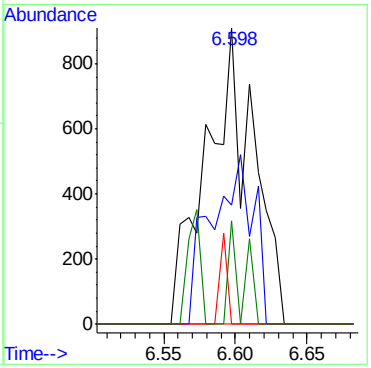

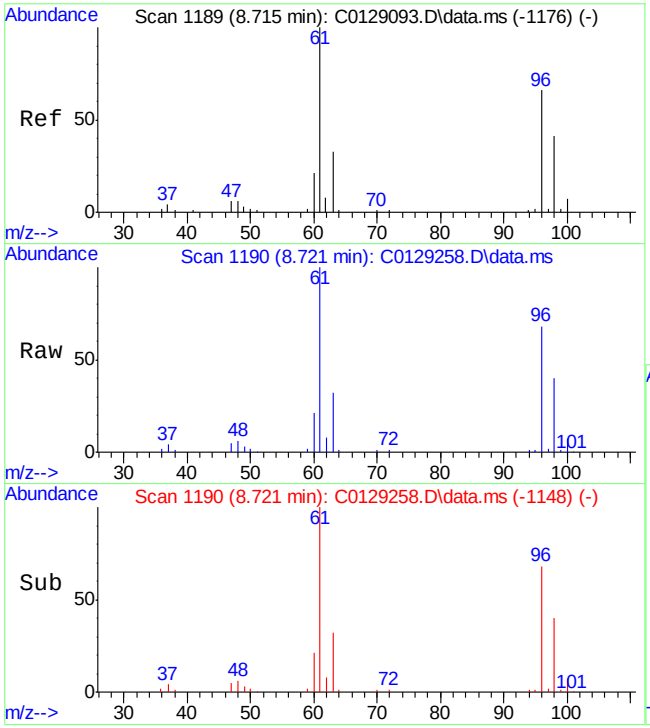

#29
cis-1,2-Dichloroethene
Concen: 76.49 ug/L
RT: 8.721 min Scan# 1190
Delta R.T. 0.006 min
Lab File: C0129258.D
Acq: 17 Dec 2018 12:14 pm

Tgt Ion: 96 Resp: 290055

Ion	Ratio	Lower	Upper
96	100		
61	146.8	121.1	181.1
98	58.3	31.4	91.4
63	46.4	20.1	80.1

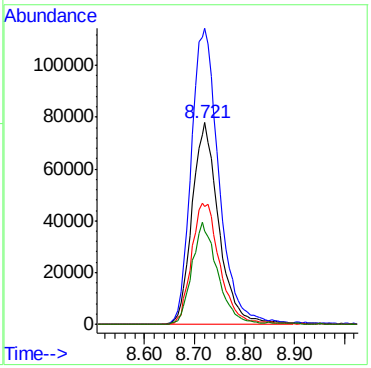

Quantitation Report (QT Reviewed)

Data Path : C:\msdchem\2\DATA\121418\
Data File : I59353.D
Acq On : 14 Dec 2018 2:25 pm
Operator : ANAJ
Sample : FA60039-5,250x Inst : MSVOA16
Misc : MS42125,VI1805,,,,,250
ALS Vial : 8 Sample Multiplier: 1

Quant Time: Dec 14 14:45:13 2018
Quant Method : C:\msdchem\2\METHODS\I-December1218.M
Quant Title : SW-846 Method 5035A/8260B
QLast Update : Wed Dec 12 16:08:16 2018
Response via : Initial Calibration

Compound	R.T.	QIon	Response	Conc	Units	Dev(Min)
Internal Standards						
1) Fluorobenzene	9.410	96	881336	50.00	ug/L	0.00
56) Chlorobenzene-d5	12.453	117	621003	50.00	ug/L	0.00
78) 1,4-Dichlorobenzene-d4	14.129	152	332609	50.00	ug/L	0.00
106) Tert Butyl Alcohol-d10	5.619	65	53311	250.00	ug/L	-0.01
System Monitoring Compounds						
36) Dibromofluoromethane	8.075	113	278117	53.39	ug/L	0.00
Spiked Amount 50.000	Range 83 - 118		Recovery = 106.78%			
46) 1,2-Dichloroethane-d4	8.990	65	359560	51.26	ug/L	0.00
Spiked Amount 50.000	Range 79 - 125		Recovery = 102.52%			
57) Toluene-d8	11.148	98	823796	49.40	ug/L	0.00
Spiked Amount 50.000	Range 85 - 112		Recovery = 98.80%			
79) 4-Bromofluorobenzene	13.349	174	240495	47.68	ug/L	0.00
Spiked Amount 50.000	Range 83 - 118		Recovery = 95.36%			
Target Compounds						Qvalue
5) Vinyl Chloride	2.576	62	361624	63.07	ug/L	96
19) trans-1,2-Dichloroethene	5.350	61	2404	0.32	ug/L #	66
29) cis-1,2-Dichloroethene	7.246	96	422745	82.43	ug/L	97

(#) = qualifier out of range (m) = manual integration (+) = signals summed

Quantitation Report (QT Reviewed)

Data Path : C:\msdchem\2\DATA\121418\
Data File : I59353.D
Acq On : 14 Dec 2018 2:25 pm
Operator : ANAJ
Sample : FA60039-5,250x Inst : MSVOA16
Misc : MS42125,VI1805,,,,,250
ALS Vial : 8 Sample Multiplier: 1

Quant Time: Dec 14 14:45:13 2018
Quant Method : C:\msdchem\2\METHODS\I-December1218.M
Quant Title : SW-846 Method 5035A/8260B
QLast Update : Wed Dec 12 16:08:16 2018
Response via : Initial Calibration

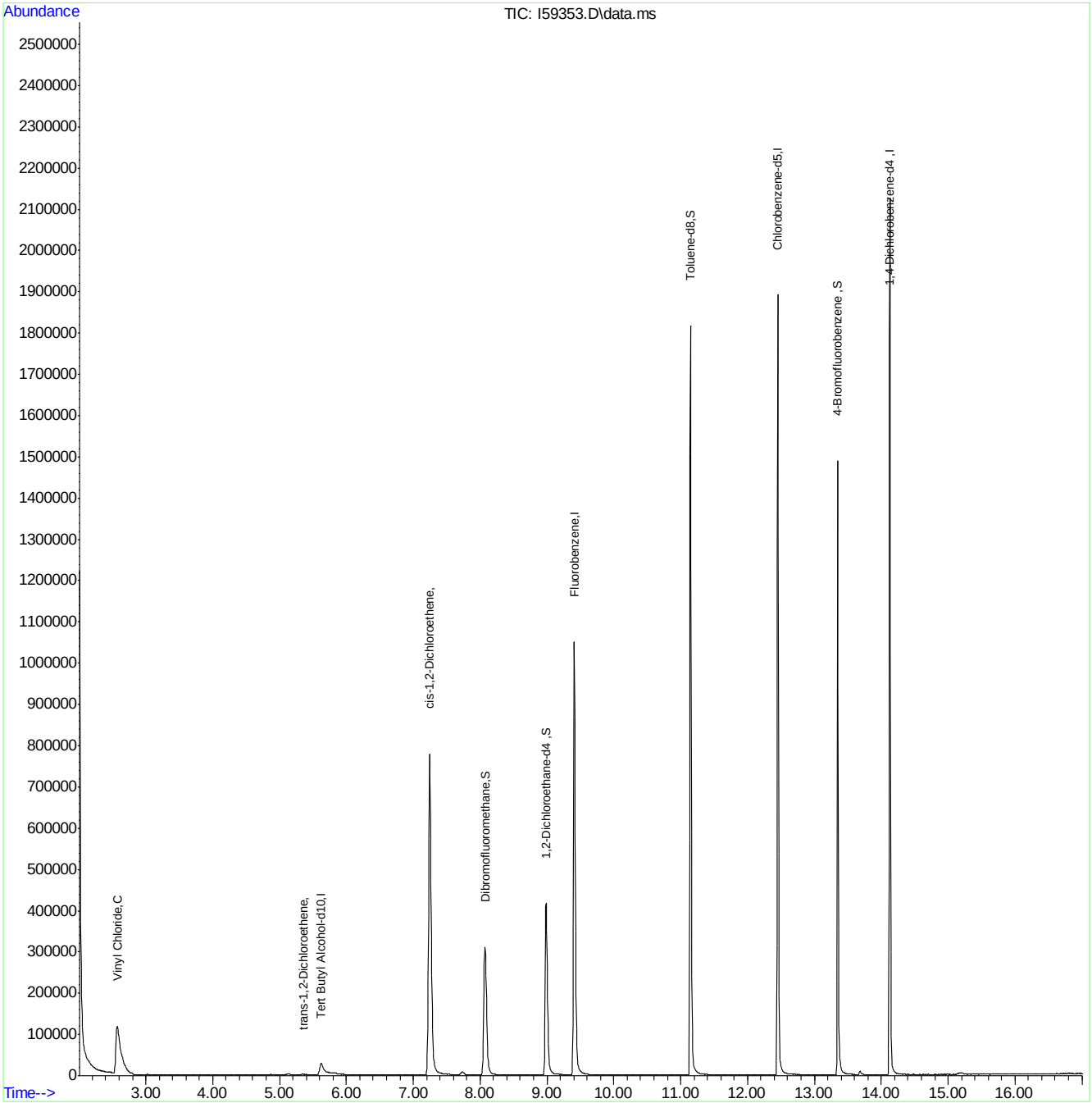

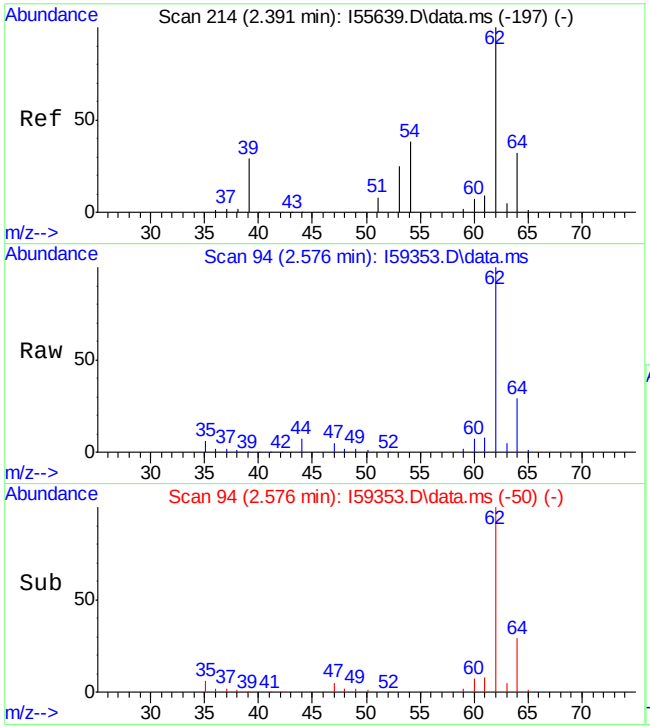

#5
Vinyl Chloride
Concen: 63.07 ug/L
RT: 2.576 min Scan# 94
Delta R.T. 0.018 min
Lab File: I59353.D
Acq: 14 Dec 2018 2:25 pm

Tgt Ion: 62 Resp: 361624

Ion	Ratio	Lower	Upper
62	100		
64	28.8	0.8	60.8

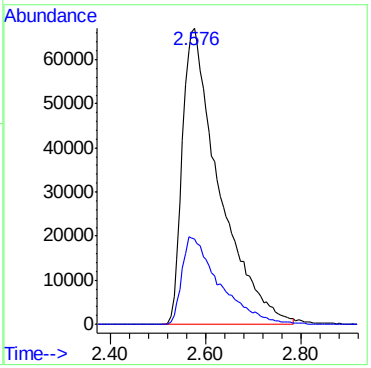

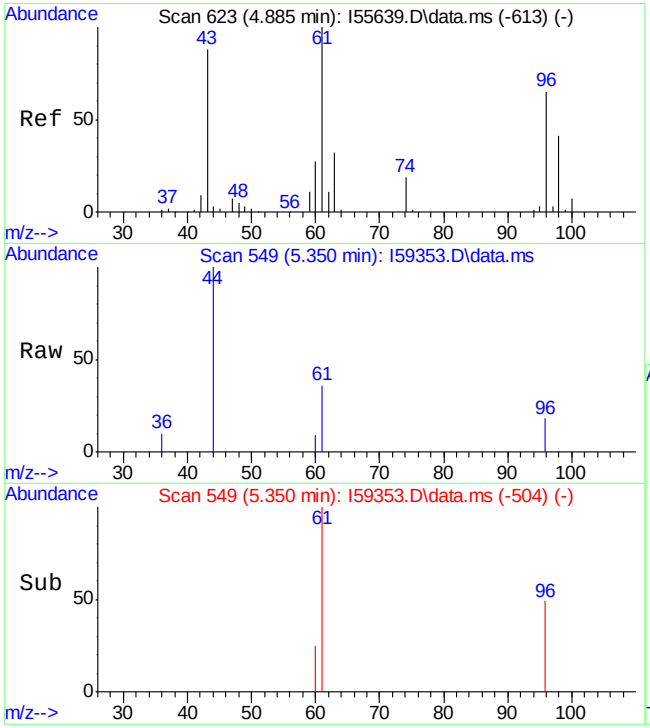

#19
trans-1,2-Dichloroethene
Concen: 0.32 ug/L
RT: 5.350 min Scan# 549
Delta R.T. 0.024 min
Lab File: I59353.D
Acq: 14 Dec 2018 2:25 pm

Tgt Ion: 61 Resp: 2404

Ion	Ratio	Lower	Upper
61	100		
96	48.8	21.9	81.9
98	0.0	2.9	62.9#
63	0.0	1.6	61.6#

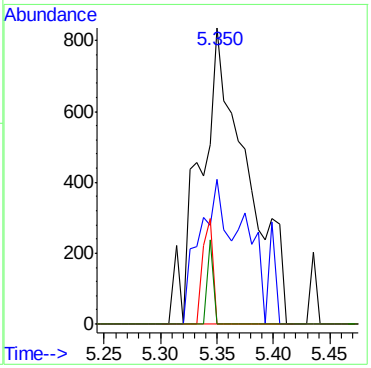

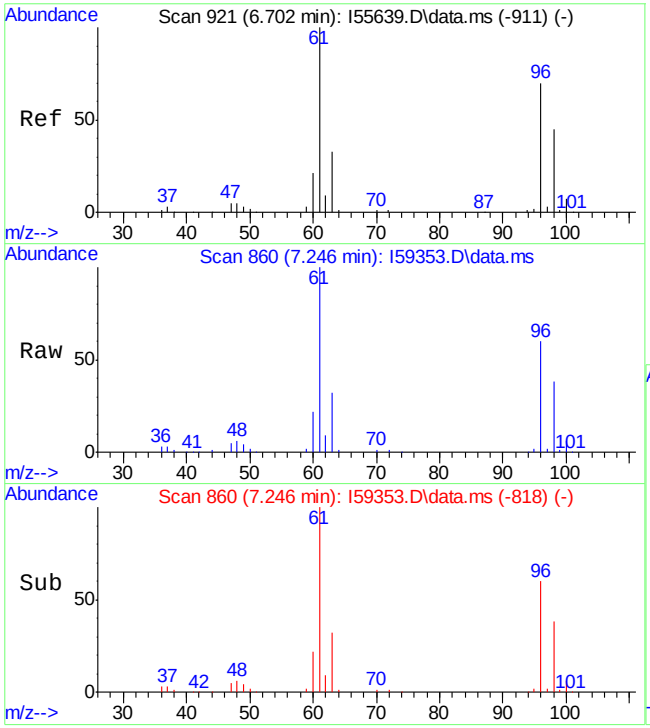

#29
cis-1,2-Dichloroethene
Concen: 82.43 ug/L
RT: 7.246 min Scan# 860
Delta R.T. 0.006 min
Lab File: I59353.D
Acq: 14 Dec 2018 2:25 pm

Tgt Ion: 96 Resp: 422745

Ion	Ratio	Lower	Upper
96	100		
61	165.4	140.2	200.2
98	63.3	35.4	95.4
63	52.5	23.4	83.4

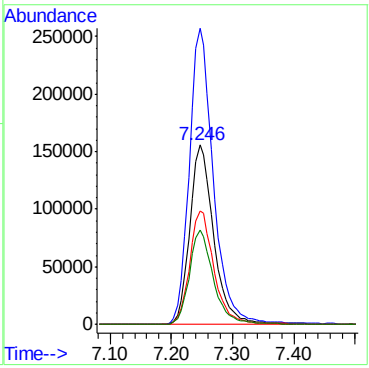

Quantitation Report (QT Reviewed)

Data Path : C:\msdchem\2\DATA\121718\
Data File : C0129264.D
Acq On : 17 Dec 2018 2:53 pm
Operator : SHANICAO
Sample : FA60039-6 Inst : MSVOA5
Misc : MS42125,VC5130,,,,,
ALS Vial : 14 Sample Multiplier: 1

Quant Time: Dec 18 09:04:30 2018
Quant Method : C:\msdchem\2\METHODS\RTXVMS121118.M
Quant Title : SW-846 Method 5035A/8260B
QLast Update : Wed Dec 12 08:14:44 2018
Response via : Initial Calibration

Compound	R.T.	QIon	Response	Conc	Units	Dev(Min)
Internal Standards						
1) Fluorobenzene	10.558	96	843093	50.00	ug/L	0.00
56) Chlorobenzene-d5	13.442	117	610380	50.00	ug/L	0.00
78) 1,4-Dichlorobenzene-d4	15.102	152	295876	50.00	ug/L	0.00
106) Tert Butyl Alcohol-d10	6.859	65	223647	250.00	ug/L	-0.04
System Monitoring Compounds						
36) Dibromofluoromethane	9.499	113	200704	49.69	ug/L	0.00
Spiked Amount 50.000	Range 83 - 118		Recovery = 99.38%			
46) 1,2-Dichloroethane-d4	10.223	65	265434	49.89	ug/L	0.00
Spiked Amount 50.000	Range 79 - 125		Recovery = 99.78%			
57) Toluene-d8	12.158	98	840499	47.99	ug/L	0.00
Spiked Amount 50.000	Range 85 - 112		Recovery = 95.98%			
79) 4-Bromofluorobenzene	14.324	174	234590	50.93	ug/L	0.00
Spiked Amount 50.000	Range 83 - 118		Recovery = 101.86%			
Target Compounds						Qvalue
12) Freon 113	5.357	101	4093	1.25	ug/L	87
29) cis-1,2-Dichloroethene	8.733	96	12860	3.47	ug/L #	70
35) Tetrahydrofuran	9.481	42	2587	0.88	ug/L	89

(#) = qualifier out of range (m) = manual integration (+) = signals summed

Quantitation Report (QT Reviewed)

Data Path : C:\msdchem\2\DATA\121718\
Data File : C0129264.D
Acq On : 17 Dec 2018 2:53 pm
Operator : SHANICAO
Sample : FA60039-6 Inst : MSVOA5
Misc : MS42125,VC5130,,,,,
ALS Vial : 14 Sample Multiplier: 1

Quant Time: Dec 18 09:04:30 2018
Quant Method : C:\msdchem\2\METHODS\RTXVMS121118.M
Quant Title : SW-846 Method 5035A/8260B
QLast Update : Wed Dec 12 08:14:44 2018
Response via : Initial Calibration

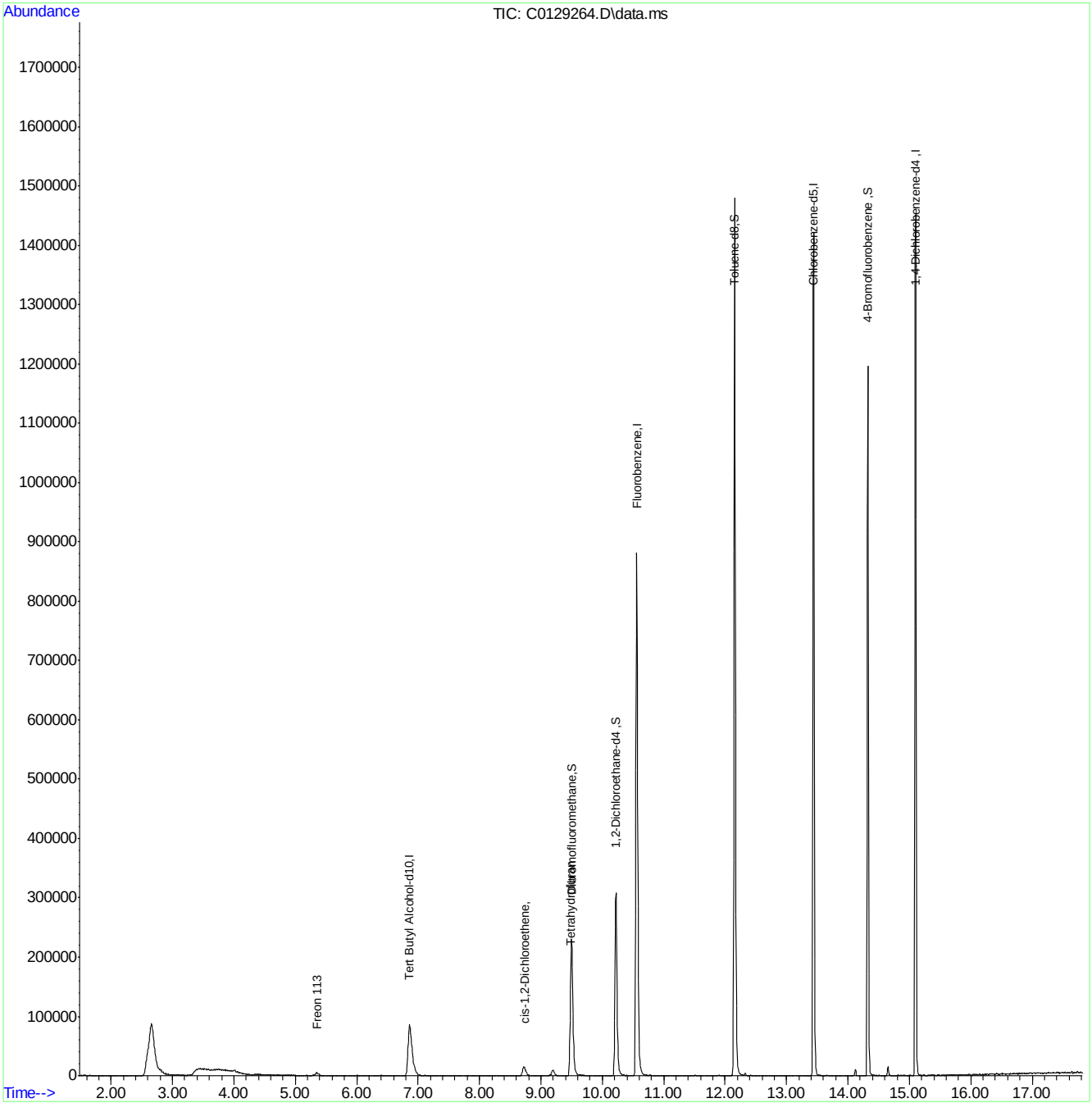

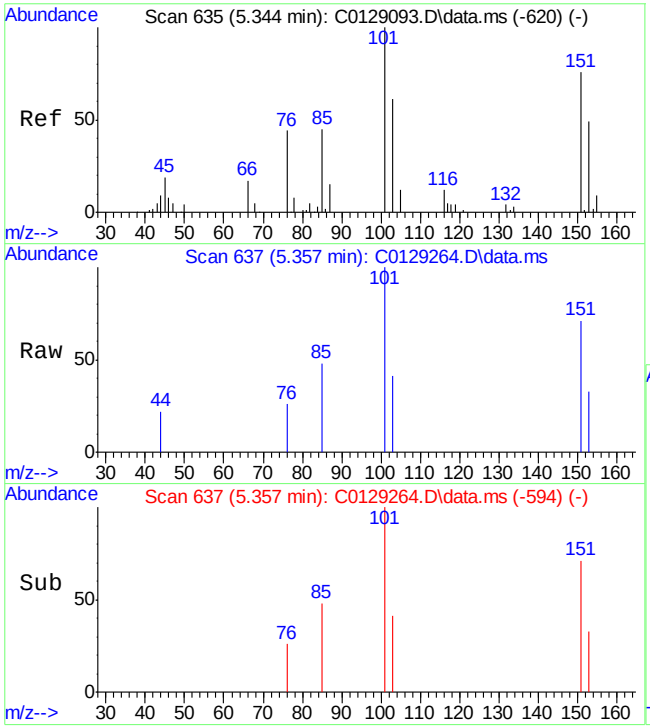

#12
Freon 113
Concen: 1.25 ug/L
RT: 5.357 min Scan# 637
Delta R.T. 0.012 min
Lab File: C0129264.D
Acq: 17 Dec 2018 2:53 pm

Tgt Ion:101 Resp: 4093

Ion	Ratio	Lower	Upper
101	100		
151	71.0	56.4	96.4
103	41.5	41.0	81.0
85	48.5	34.3	74.3

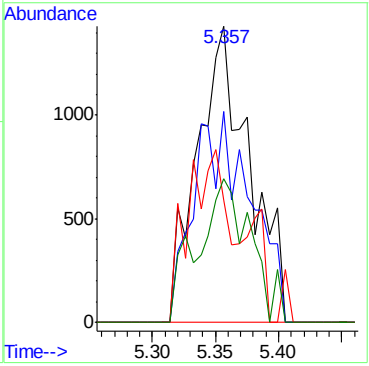

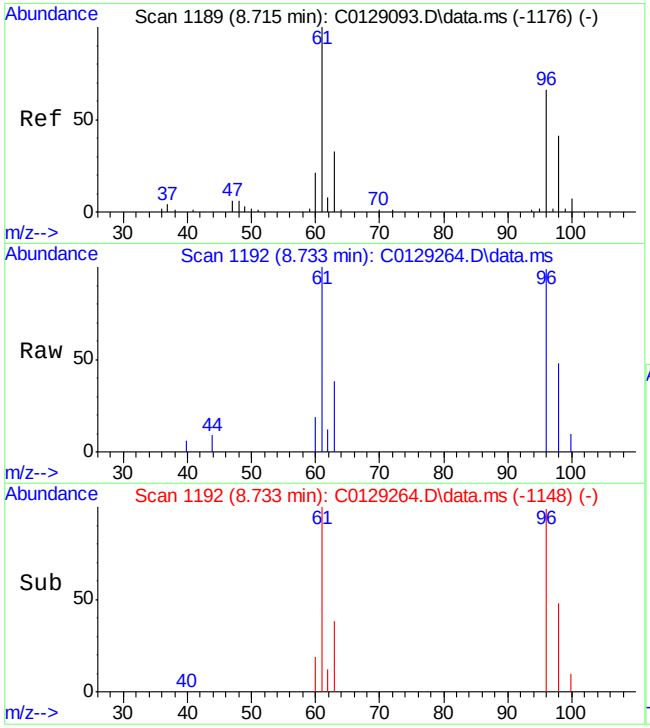

#29
cis-1,2-Dichloroethene
Concen: 3.47 ug/L
RT: 8.733 min Scan# 1192
Delta R.T. 0.018 min
Lab File: C0129264.D
Acq: 17 Dec 2018 2:53 pm

Tgt Ion: 96 Resp: 12860

Ion	Ratio	Lower	Upper
96	100		
61	100.5	121.1	181.1#
98	48.2	31.4	91.4
63	38.4	20.1	80.1

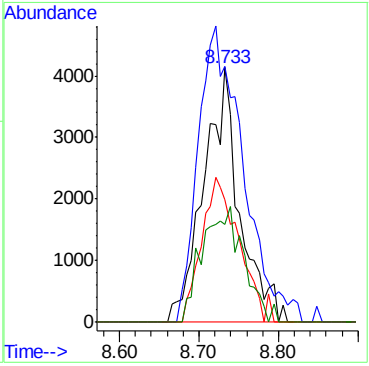

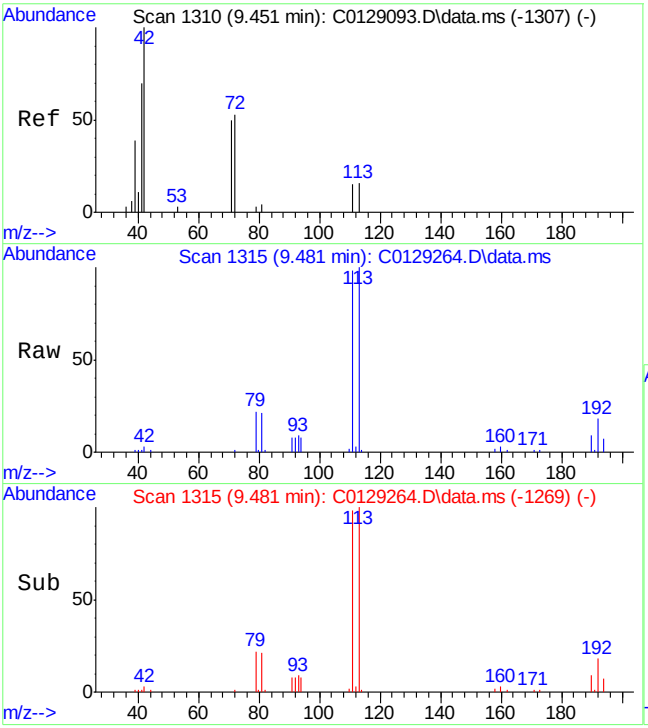

#35
Tetrahydrofuran
Concen: 0.88 ug/L
RT: 9.481 min Scan# 1315
Delta R.T. 0.030 min
Lab File: C0129264.D
Acq: 17 Dec 2018 2:53 pm

Tgt Ion: 42 Resp: 2587

Ion	Ratio	Lower	Upper
42	100		
41	48.0	24.9	64.9
72	39.2	7.9	47.9

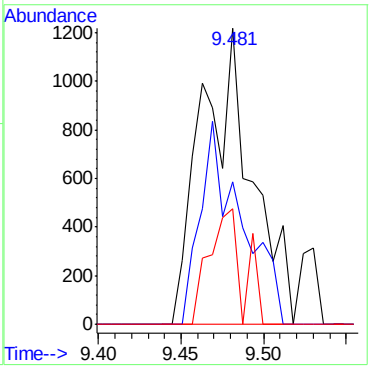

Quantitation Report (QT Reviewed)

Data Path : C:\msdchem\2\DATA\121418\
Data File : I59363.D
Acq On : 14 Dec 2018 6:17 pm
Operator : ANAJ
Sample : FA60039-6 Inst : MSVOA16
Misc : MS42125,VI1805,,,,,
ALS Vial : 18 Sample Multiplier: 1

Quant Time: Dec 15 09:13:38 2018
Quant Method : C:\msdchem\2\METHODS\I-December1218.M
Quant Title : SW-846 Method 5035A/8260B
QLast Update : Thu Dec 13 09:55:26 2018
Response via : Initial Calibration

Compound	R.T.	QIon	Response	Conc	Units	Dev(Min)
Internal Standards						
1) Fluorobenzene	9.411	96	982413	50.00	ug/L	0.00
56) Chlorobenzene-d5	12.453	117	688846	50.00	ug/L	0.00
78) 1,4-Dichlorobenzene-d4	14.129	152	374433	50.00	ug/L	0.00
106) Tert Butyl Alcohol-d10	5.625	65	51257	250.00	ug/L	0.00
System Monitoring Compounds						
36) Dibromofluoromethane	8.069	113	292260	50.33	ug/L	0.00
Spiked Amount 50.000	Range 83 - 118		Recovery = 100.66%			
46) 1,2-Dichloroethane-d4	8.984	65	391383	50.06	ug/L	0.00
Spiked Amount 50.000	Range 79 - 125		Recovery = 100.12%			
57) Toluene-d8	11.148	98	928282	50.18	ug/L	0.00
Spiked Amount 50.000	Range 85 - 112		Recovery = 100.36%			
79) 4-Bromofluorobenzene	13.349	174	271544	47.82	ug/L	0.00
Spiked Amount 50.000	Range 83 - 118		Recovery = 95.64%			
Target Compounds						Qvalue
5) Vinyl Chloride	2.583	62	2142	0.34	ug/L #	44
29) cis-1,2-Dichloroethene	7.252	96	11487	2.01	ug/L	97

(#) = qualifier out of range (m) = manual integration (+) = signals summed

Quantitation Report (QT Reviewed)

Data Path : C:\msdchem\2\DATA\121418\
Data File : I59363.D
Acq On : 14 Dec 2018 6:17 pm
Operator : ANAJ
Sample : FA60039-6 Inst : MSVOA16
Misc : MS42125,VI1805,,,,,
ALS Vial : 18 Sample Multiplier: 1

Quant Time: Dec 15 09:13:38 2018
Quant Method : C:\msdchem\2\METHODS\I-December1218.M
Quant Title : SW-846 Method 5035A/8260B
QLast Update : Thu Dec 13 09:55:26 2018
Response via : Initial Calibration

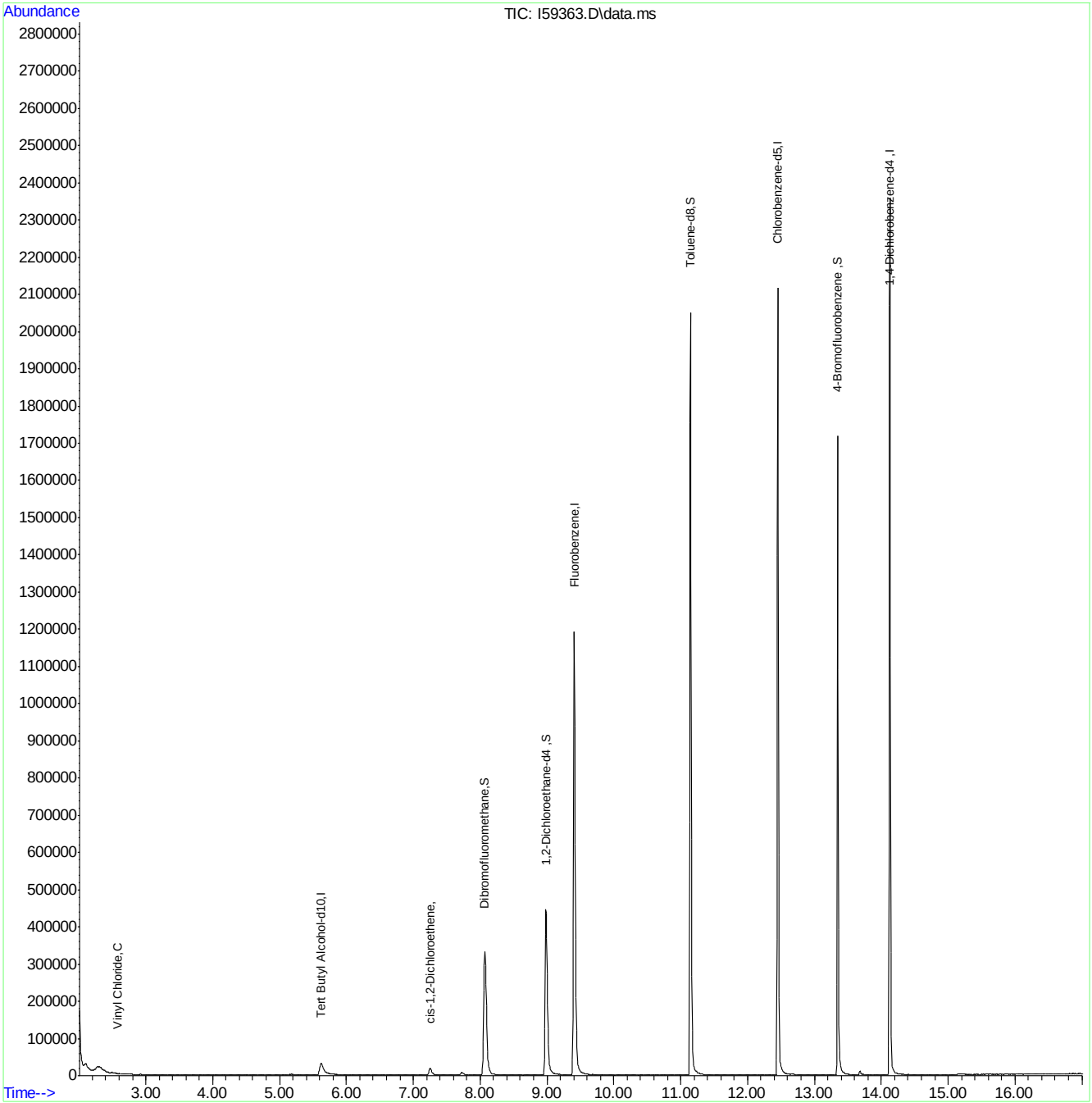

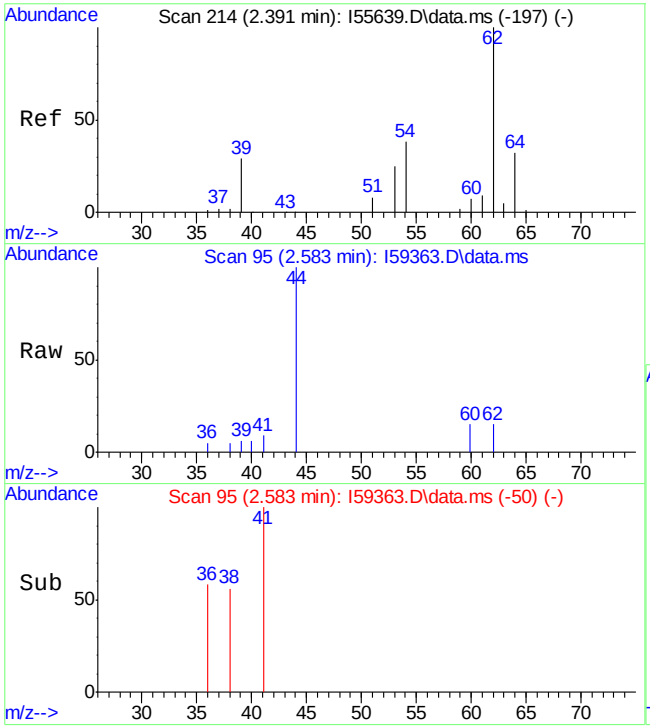

#5
Vinyl Chloride
Concen: 0.34 ug/L
RT: 2.583 min Scan# 95
Delta R.T. 0.025 min
Lab File: I59363.D
Acq: 14 Dec 2018 6:17 pm

Tgt Ion: 62 Resp: 2142

Ion	Ratio	Lower	Upper
62	100		
64	0.0	0.8	60.8#

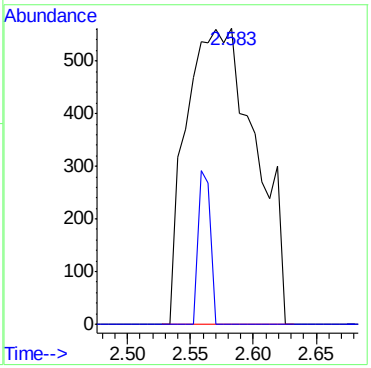

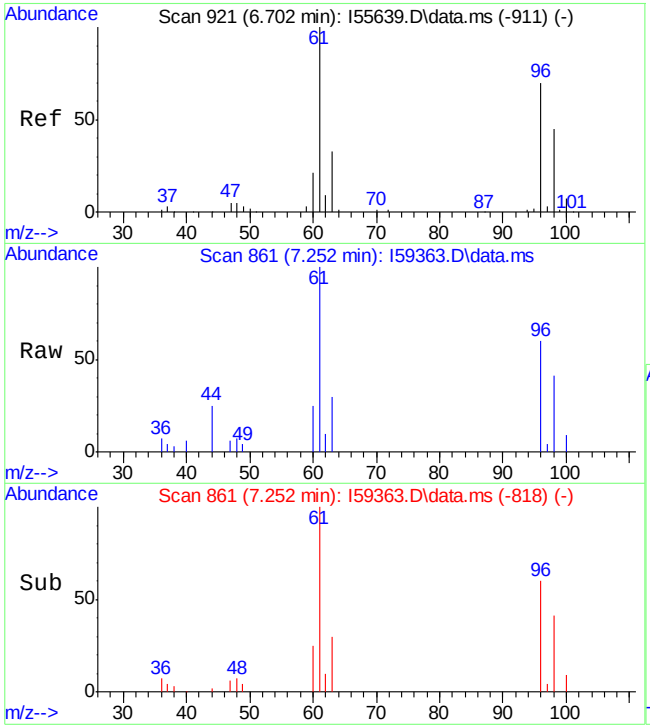

#29
cis-1,2-Dichloroethene
Concen: 2.01 ug/L
RT: 7.252 min Scan# 861
Delta R.T. 0.012 min
Lab File: I59363.D
Acq: 14 Dec 2018 6:17 pm

Tgt Ion: 96 Resp: 11487

Ion	Ratio	Lower	Upper
96	100		
61	166.2	140.2	200.2
98	67.5	35.4	95.4
63	49.1	23.4	83.4

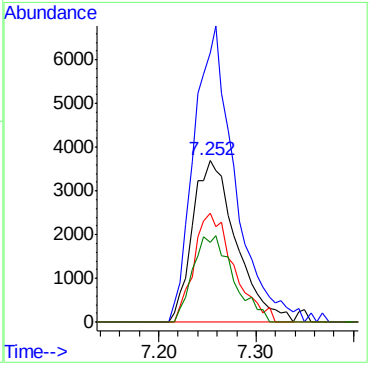

Manual Integrations APPROVED (compounds with "m" flag)
Melissa Mangual 12/18/18 12:18

Quantitation Report (QT Reviewed)

Data Path : C:\msdchem\2\DATA\121718\
Data File : C0129265.D
Acq On : 17 Dec 2018 3:19 pm
Operator : SHANICAO
Sample : FA60039-7 Inst : MSVOA5
Misc : MS42125,VC5130,,,,,
ALS Vial : 15 Sample Multiplier: 1

Quant Time: Dec 18 09:05:33 2018
Quant Method : C:\msdchem\2\METHODS\RTXVMS121118.M
Quant Title : SW-846 Method 5035A/8260B
QLast Update : Wed Dec 12 08:14:44 2018
Response via : Initial Calibration

Compound	R.T.	QIon	Response	Conc	Units	Dev(Min)
Internal Standards						
1) Fluorobenzene	10.558	96	806779	50.00	ug/L	0.00
56) Chlorobenzene-d5	13.442	117	604292	50.00	ug/L	0.00
78) 1,4-Dichlorobenzene-d4	15.102	152	310762	50.00	ug/L	0.00
106) Tert Butyl Alcohol-d10	6.865	65	253785	250.00	ug/L	-0.03
System Monitoring Compounds						
36) Dibromofluoromethane	9.499	113	193039	49.94	ug/L	0.00
Spiked Amount 50.000	Range 83 - 118		Recovery = 99.88%			
46) 1,2-Dichloroethane-d4	10.223	65	262158	51.49	ug/L	0.00
Spiked Amount 50.000	Range 79 - 125		Recovery = 102.98%			
57) Toluene-d8	12.158	98	831762	47.97	ug/L	0.00
Spiked Amount 50.000	Range 85 - 112		Recovery = 95.94%			
79) 4-Bromofluorobenzene	14.324	174	243750	50.39	ug/L	0.00
Spiked Amount 50.000	Range 83 - 118		Recovery = 100.78%			
Target Compounds						Qvalue
12) Freon 113	5.369	101	2938m	0.94	ug/L	
29) cis-1,2-Dichloroethene	8.721	96	1086	0.31	ug/L	# 37

(#) = qualifier out of range (m) = manual integration (+) = signals summed

7.1.13

7

Quantitation Report (QT Reviewed)

Data Path : C:\msdchem\2\DATA\121718\
Data File : C0129265.D
Acq On : 17 Dec 2018 3:19 pm
Operator : SHANICAO
Sample : FA60039-7 Inst : MSVOA5
Misc : MS42125,VC5130,,,,,
ALS Vial : 15 Sample Multiplier: 1

Quant Time: Dec 18 09:05:33 2018
Quant Method : C:\msdchem\2\METHODS\RTXVMS121118.M
Quant Title : SW-846 Method 5035A/8260B
QLast Update : Wed Dec 12 08:14:44 2018
Response via : Initial Calibration

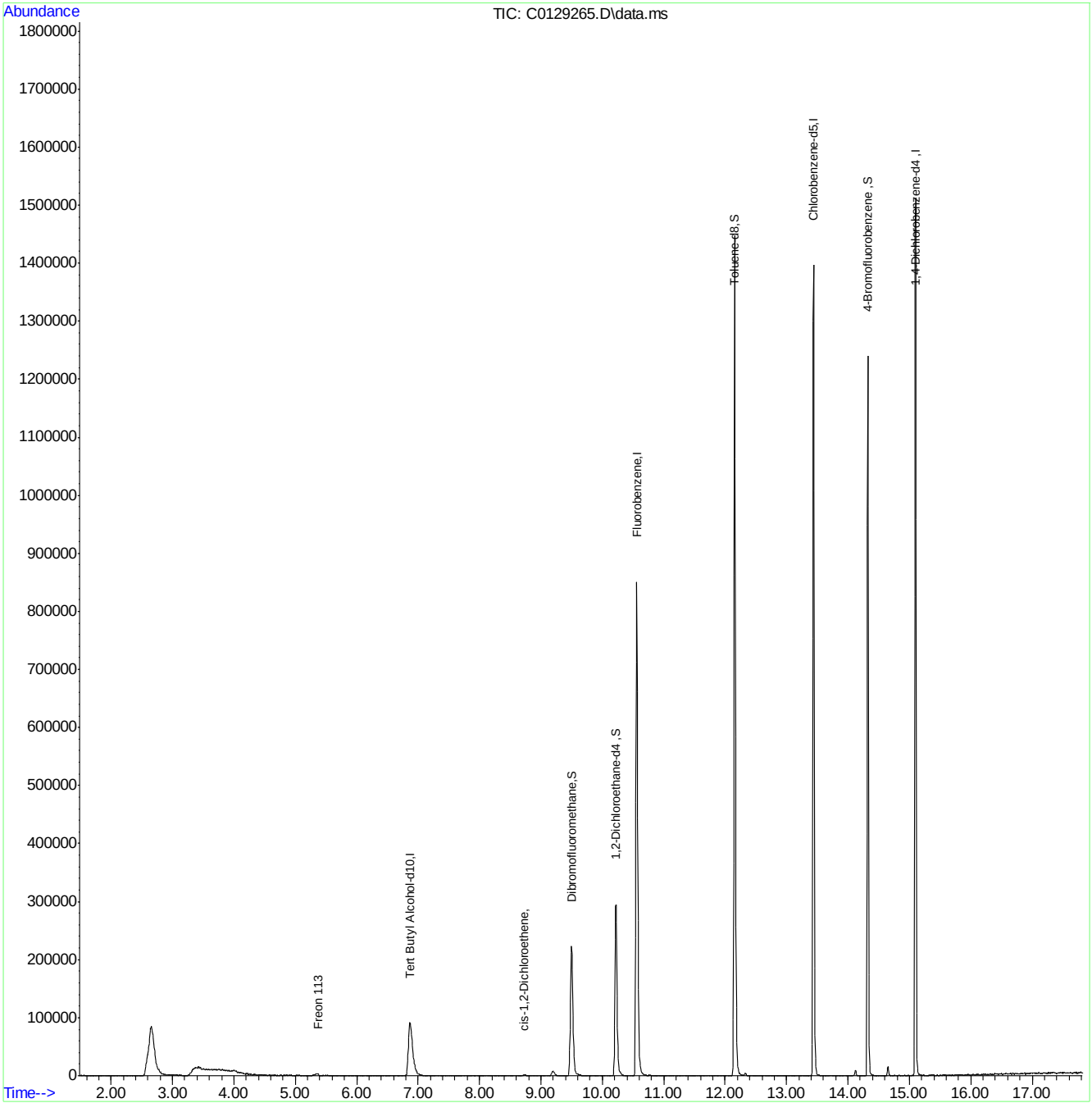

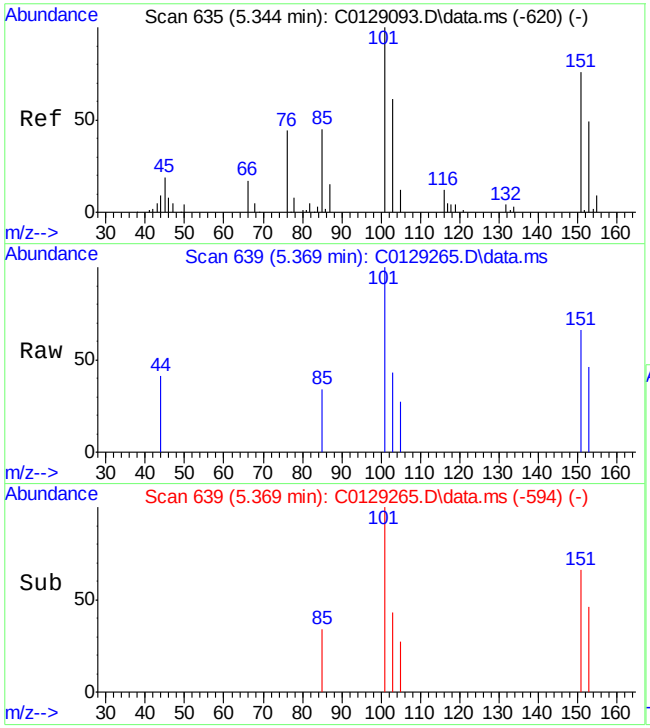

#12
Freon 113
Concen: 0.94 ug/L m
RT: 5.369 min Scan# 639
Delta R.T. 0.024 min
Lab File: C0129265.D
Acq: 17 Dec 2018 3:19 pm

Tgt Ion:101 Resp: 2938

Ion	Ratio	Lower	Upper
101	100		
151	66.0	56.4	96.4
103	43.0	41.0	81.0
85	33.5	34.3	74.3#

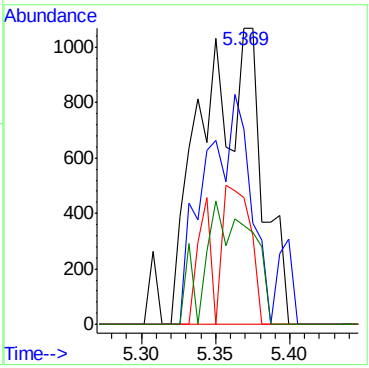

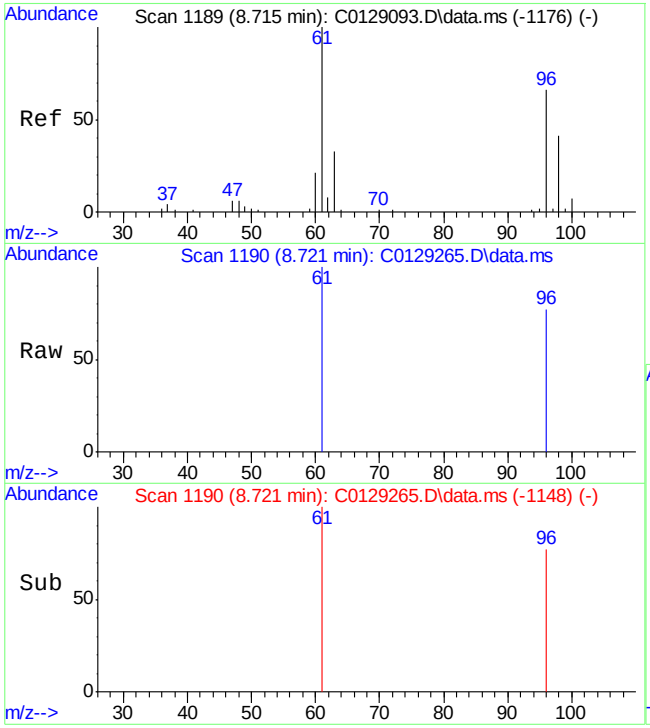

#29
cis-1,2-Dichloroethene
Concen: 0.31 ug/L
RT: 8.721 min Scan# 1190
Delta R.T. 0.006 min
Lab File: C0129265.D
Acq: 17 Dec 2018 3:19 pm

Tgt Ion: 96 Resp: 1086

Ion	Ratio	Lower	Upper
96	100		
61	83.8	121.1	181.1#
98	0.0	31.4	91.4#
63	0.0	20.1	80.1#

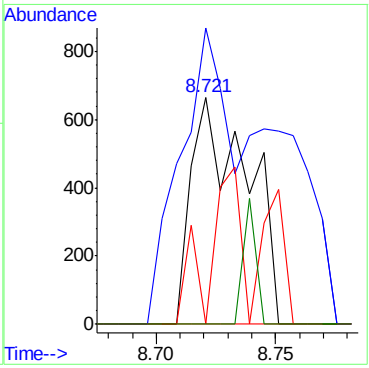

Manual Integration Approval Summary

Sample Number:	FA60039-7	**Method:**	SW846 8260B
Lab FileID:	C0129265.D	**Analyst approved:**	12/18/18 10:38 Shanica O'Connor
Injection Time:	12/17/18 15:19	**Supervisor approved:**	12/18/18 12:18 Melissa Mangual

Parameter	CAS	Sig#	R.T. (min.)	Reason
Freon 113	76-13-1		5.37	Poor instrument integration

Quantitation Report (Qedit)

Data Path : C:\msdchem\2\DATA\121718\
Data File : C0129265.D
Acq On : 17 Dec 2018 3:19 pm
Operator : SHANICAO
Sample : FA60039-7 Inst : MSVOA5
Misc : MS42125,VC5130,,,,,
ALS Vial : 15 Sample Multiplier: 1

Quant Time: Dec 18 07:36:39 2018
Quant Method : C:\msdchem\2\METHODS\RTXVMS121118.M
Quant Title : SW-846 Method 5035A/8260B
QLast Update : Wed Dec 12 08:14:44 2018
Response via : Initial Calibration

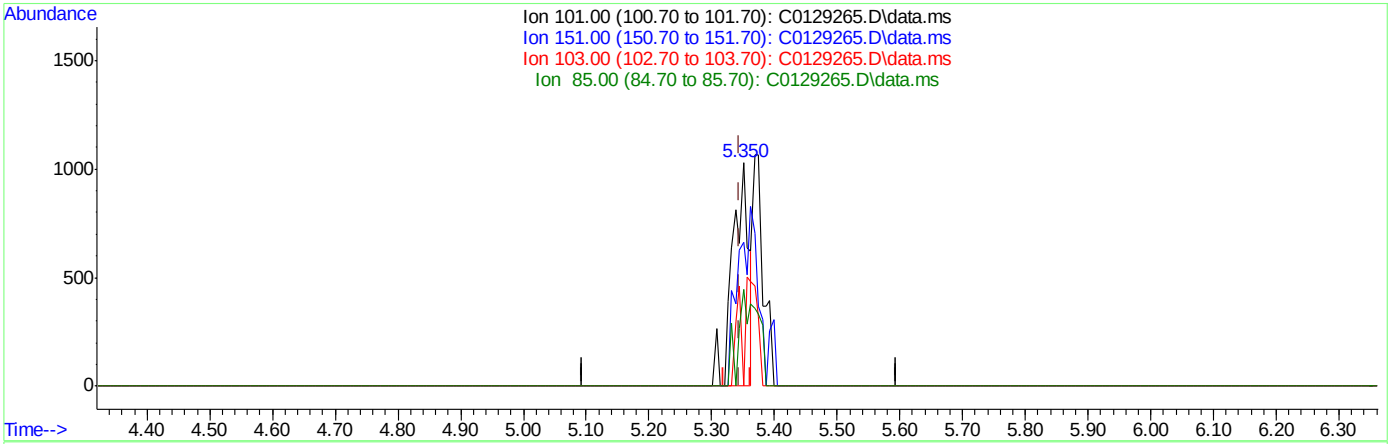

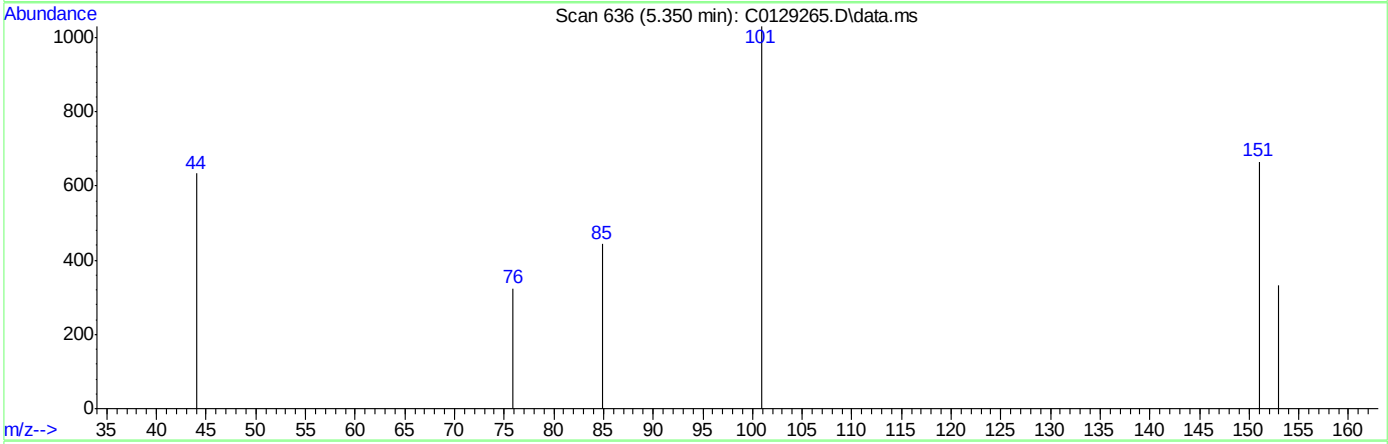

TIC: C0129265.D\data.ms

(12) Freon 113

5.350min (+0.006) 0.56ug/L

response 1746

Ion	Exp%	Act%
101.00	100	100
151.00	76.40	64.56
103.00	61.00	0.00#
85.00	54.30	43.11

Quantitation Report (Qedit)

Data Path : C:\msdchem\2\DATA\121718\
Data File : C0129265.D
Acq On : 17 Dec 2018 3:19 pm
Operator : SHANICAO
Sample : FA60039-7 Inst : MSVOA5
Misc : MS42125,VC5130,,,,,
ALS Vial : 15 Sample Multiplier: 1

Quant Time: Dec 18 07:36:39 2018
Quant Method : C:\msdchem\2\METHODS\RTXVMS121118.M
Quant Title : SW-846 Method 5035A/8260B
QLast Update : Wed Dec 12 08:14:44 2018
Response via : Initial Calibration

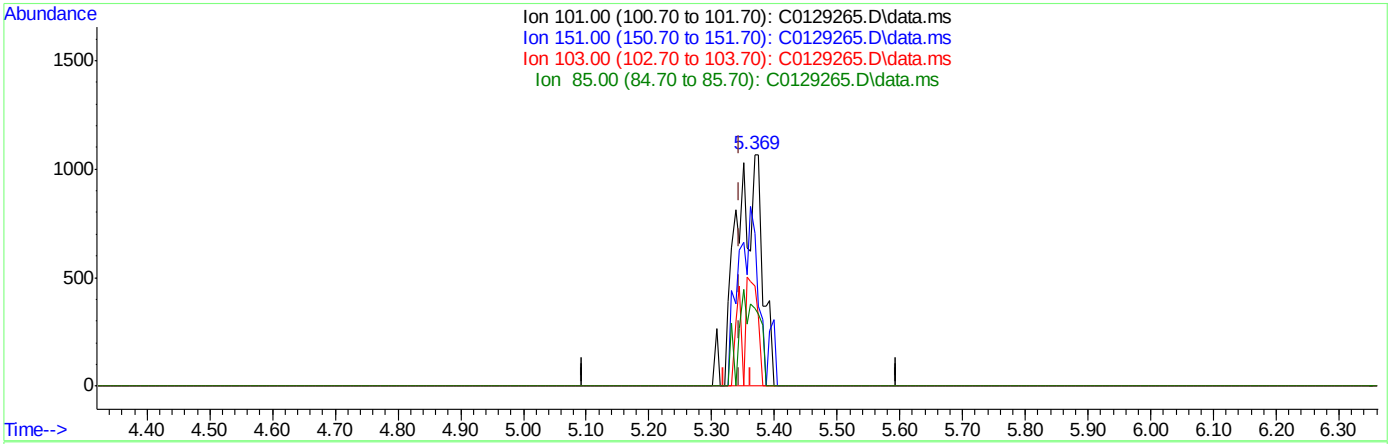

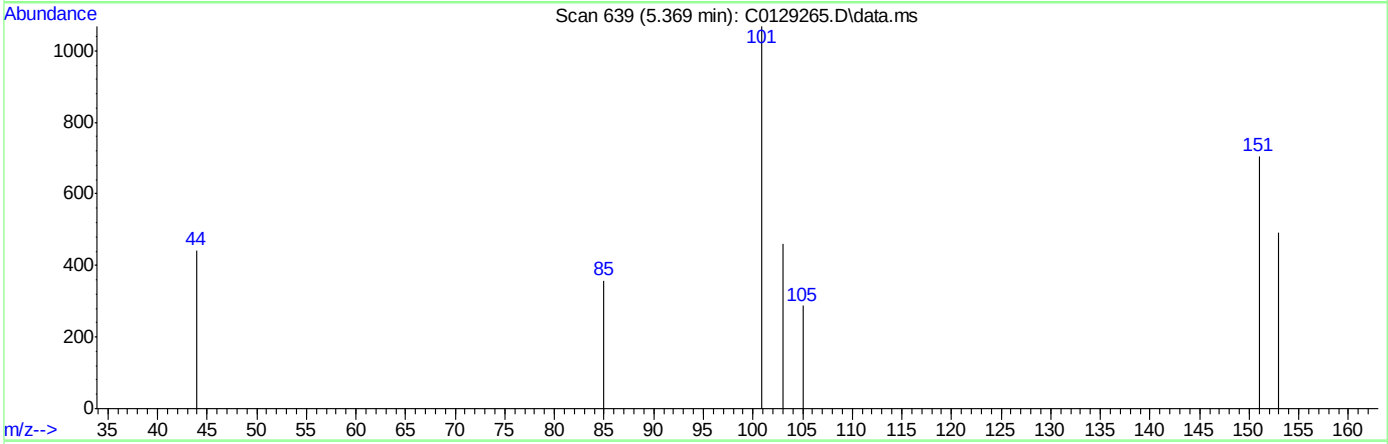

TIC: C0129265.D\data.ms

(12) Freon 113

5.369min (+0.024) 0.94ug/L m

response 2938

Ion	Exp%	Act%
101.00	100	100
151.00	76.40	66.01
103.00	61.00	42.98
85.00	54.30	33.52#

Quantitation Report (QT Reviewed)

Data Path : C:\msdchem\2\DATA\121418\
Data File : I59364.D
Acq On : 14 Dec 2018 6:40 pm
Operator : ANAJ
Sample : FA60039-7 Inst : MSVOA16
Misc : MS42125,VI1805,,,,,
ALS Vial : 19 Sample Multiplier: 1

Quant Time: Dec 15 09:13:41 2018
Quant Method : C:\msdchem\2\METHODS\I-December1218.M
Quant Title : SW-846 Method 5035A/8260B
QLast Update : Thu Dec 13 09:55:26 2018
Response via : Initial Calibration

Compound	R.T.	QIon	Response	Conc	Units	Dev(Min)
Internal Standards						
1) Fluorobenzene	9.411	96	941445	50.00	ug/L	0.00
56) Chlorobenzene-d5	12.453	117	671039	50.00	ug/L	0.00
78) 1,4-Dichlorobenzene-d4	14.129	152	360801	50.00	ug/L	0.00
106) Tert Butyl Alcohol-d10	5.625	65	55188	250.00	ug/L	0.00
System Monitoring Compounds						
36) Dibromofluoromethane	8.075	113	283822	51.01	ug/L	0.00
Spiked Amount 50.000	Range 83 - 118		Recovery = 102.02%			
46) 1,2-Dichloroethane-d4	8.990	65	383826	51.23	ug/L	0.00
Spiked Amount 50.000	Range 79 - 125		Recovery = 102.46%			
57) Toluene-d8	11.148	98	896708	49.76	ug/L	0.00
Spiked Amount 50.000	Range 85 - 112		Recovery = 99.52%			
79) 4-Bromofluorobenzene	13.349	174	264790	48.40	ug/L	0.00
Spiked Amount 50.000	Range 83 - 118		Recovery = 96.80%			
Target Compounds						Qvalue
29) cis-1,2-Dichloroethene	7.271	96	1317	0.24	ug/L	# 70

(#) = qualifier out of range (m) = manual integration (+) = signals summed

Quantitation Report (QT Reviewed)

Data Path : C:\msdchem\2\DATA\121418\
Data File : I59364.D
Acq On : 14 Dec 2018 6:40 pm
Operator : ANAJ
Sample : FA60039-7 Inst : MSVOA16
Misc : MS42125,VI1805,,,,,
ALS Vial : 19 Sample Multiplier: 1

Quant Time: Dec 15 09:13:41 2018
Quant Method : C:\msdchem\2\METHODS\I-December1218.M
Quant Title : SW-846 Method 5035A/8260B
QLast Update : Thu Dec 13 09:55:26 2018
Response via : Initial Calibration

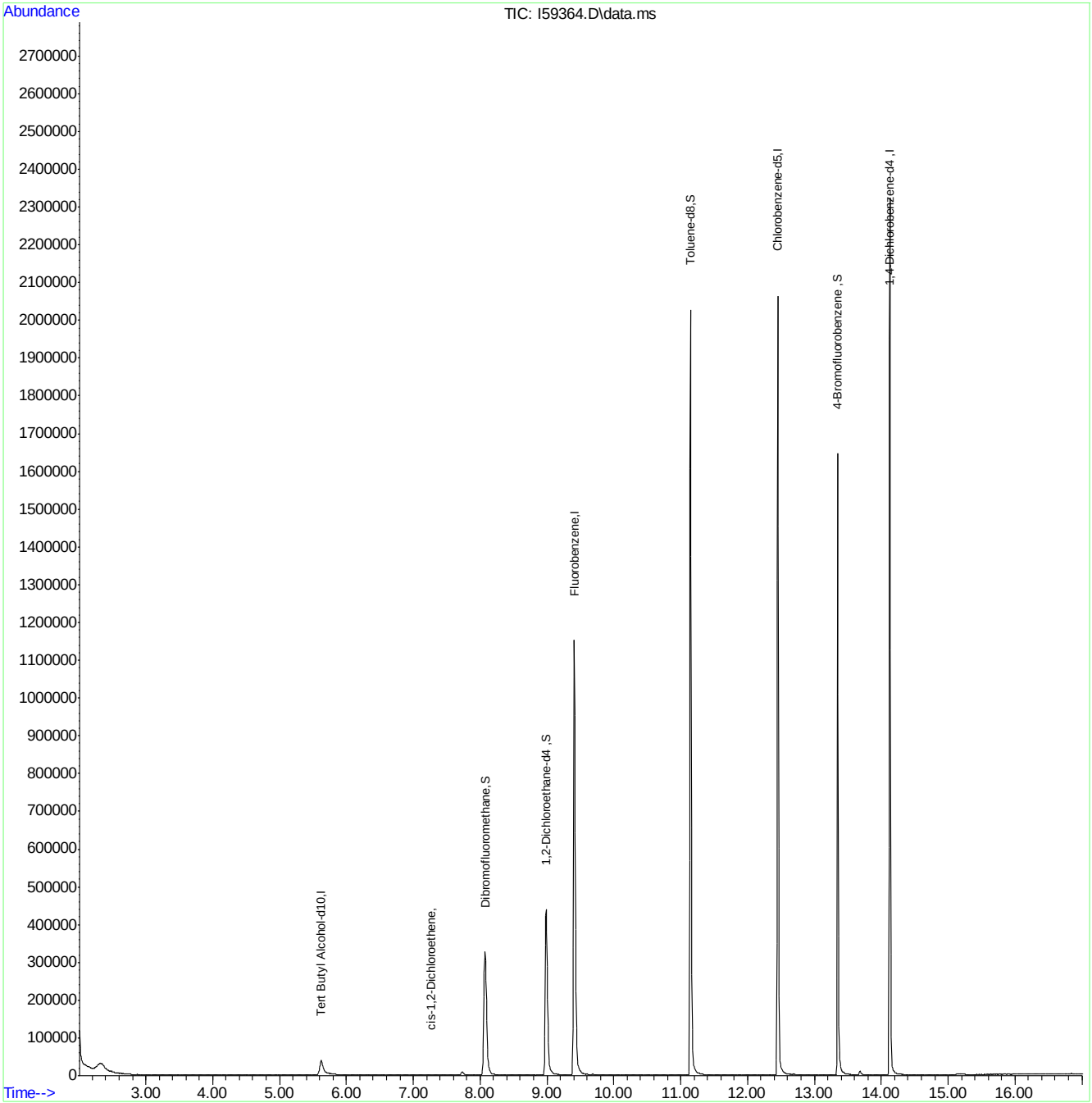

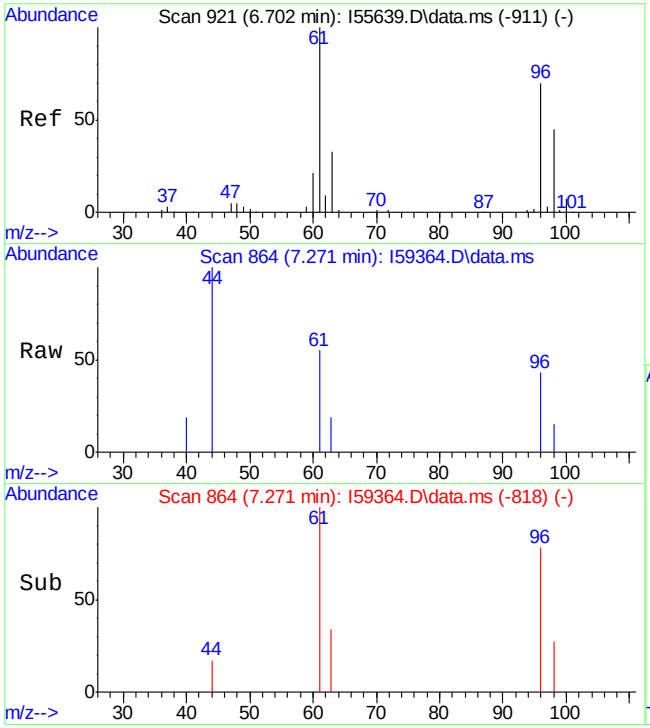

#29
cis-1,2-Dichloroethene
Concen: 0.24 ug/L
RT: 7.271 min Scan# 864
Delta R.T. 0.031 min
Lab File: I59364.D
Acq: 14 Dec 2018 6:40 pm

Tgt Ion: 96 Resp: 1317

Ion	Ratio	Lower	Upper
96	100		
61	127.9	140.2	200.2#
98	34.4	35.4	95.4#
63	43.5	23.4	83.4

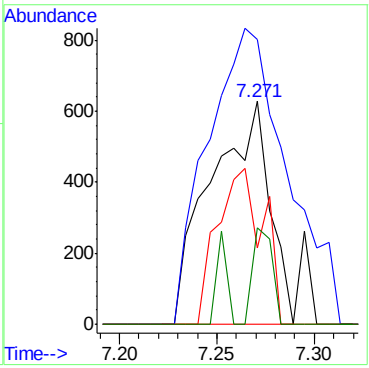

Quantitation Report (QT Reviewed)

Data Path : C:\msdchem\1\data\2018-12-17\
Data File : 3C3206.D
Acq On : 18 Dec 2018 12:54 am
Operator : seanp
Sample : FA60039-8, 100x
Misc : MS42152,V3C122,,,,,100
ALS Vial : 72 Sample Multiplier: 1

Quant Time: Dec 18 13:09:41 2018
Quant Method : C:\msdchem\1\methods\2018-12-14APP9-3C_AQ.m
Quant Title : SW-846 Method 5035A/8260B
QLast Update : Mon Dec 17 15:54:58 2018
Response via : Initial Calibration

Compound	R.T.	QIon	Response	Conc	Units	Dev(Min)
Internal Standards						
1) Fluorobenzene	10.461	96	735106	50.00	ug/L	0.00
55) Chlorobenzene-d5	13.210	117	534409	50.00	ug/L	0.00
77) 1,4-Dichlorobenzene-d4	14.850	152	260868	50.00	ug/L	0.00
104) Tert Butyl Alcohol-d10	7.035	65	67380	250.00	ug/L	-0.02
System Monitoring Compounds						
35) Dibromofluoromethane	9.485	113	174873	51.32	ug/L	0.00
Spiked Amount 50.000	Range 83 - 118		Recovery = 102.64%			
45) 1,2-Dichloroethane-d4	10.150	65	230012	54.13	ug/L	0.00
Spiked Amount 50.000	Range 79 - 125		Recovery = 108.26%			
56) Toluene-d8	11.967	98	716527	49.19	ug/L	0.00
Spiked Amount 50.000	Range 85 - 112		Recovery = 98.38%			
78) 4-Bromofluorobenzene	14.082	174	204345	50.12	ug/L	0.00
Spiked Amount 50.000	Range 83 - 118		Recovery = 100.24%			
Target Compounds						Qvalue
4) Vinyl Chloride	3.511	62	116343	22.78	ug/L	96
28) cis-1,2-Dichloroethene	8.839	96	123810	31.56	ug/L	88

(#) = qualifier out of range (m) = manual integration (+) = signals summed

Quantitation Report (QT Reviewed)

Data Path : C:\msdchem\1\data\2018-12-17\
Data File : 3C3206.D
Acq On : 18 Dec 2018 12:54 am
Operator : seanp
Sample : FA60039-8, 100x
Misc : MS42152,V3C122,,,,,100
ALS Vial : 72 Sample Multiplier: 1

Quant Time: Dec 18 13:09:41 2018
Quant Method : C:\msdchem\1\methods\2018-12-14APP9-3C_AQ.m
Quant Title : SW-846 Method 5035A/8260B
QLast Update : Mon Dec 17 15:54:58 2018
Response via : Initial Calibration

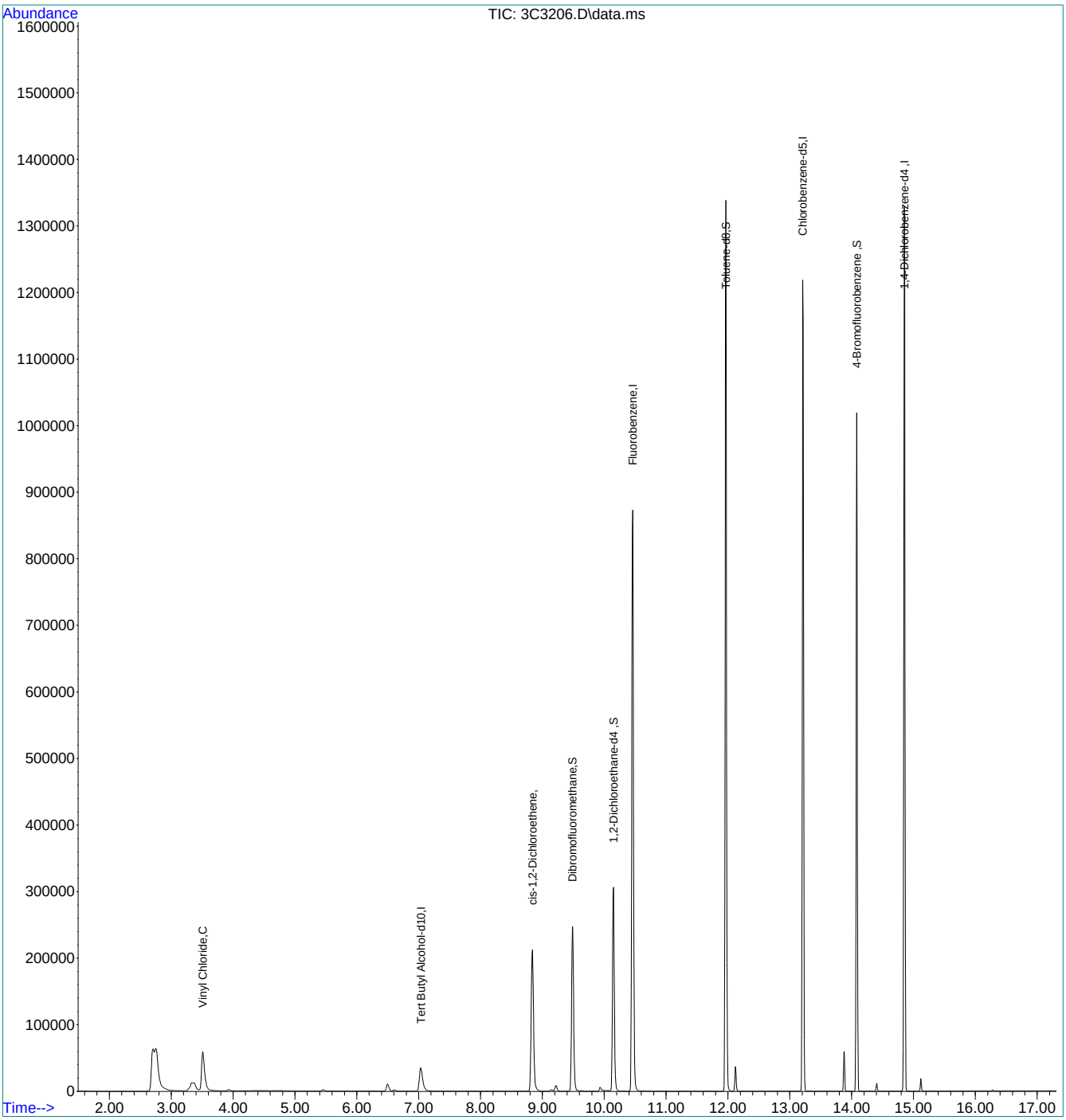

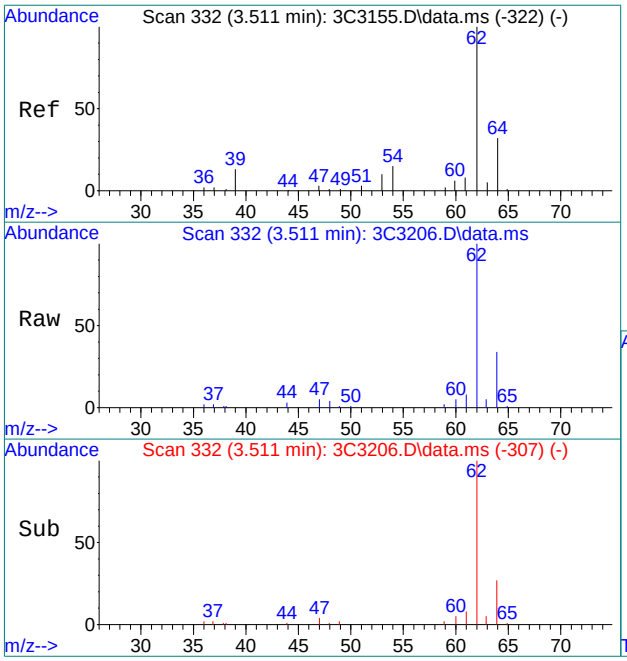

#4
Vinyl Chloride
Concen: 22.78 ug/L
RT: 3.511 min Scan# 332
Delta R.T. -0.000 min
Lab File: 3C3206.D
Acq: 18 Dec 2018 12:54 am

Tgt Ion: 62 Resp: 116343

Ion	Ratio	Lower	Upper
62	100		
64	31.9	3.9	63.9

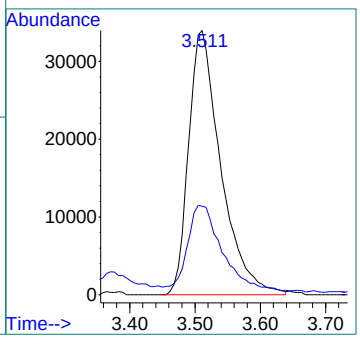

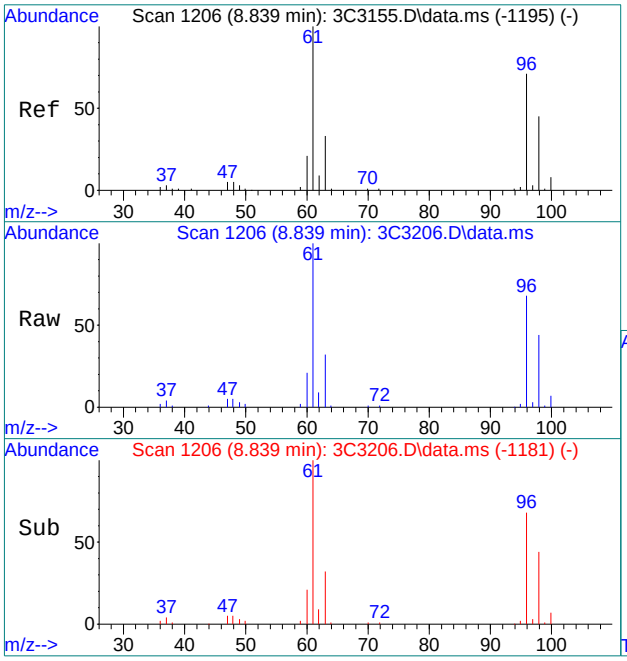

#28
cis-1,2-Dichloroethene
Concen: 31.56 ug/L
RT: 8.839 min Scan# 1206
Delta R.T. 0.000 min
Lab File: 3C3206.D
Acq: 18 Dec 2018 12:54 am

Tgt Ion: 96 Resp: 123810

Ion	Ratio	Lower	Upper
96	100		
61	146.6	95.3	155.3
98	64.6	33.8	93.8
63	46.6	12.1	72.1

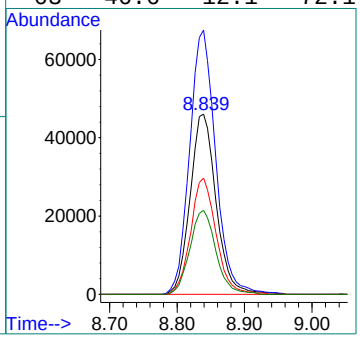

Quantitation Report (QT Reviewed)

Data Path : C:\msdchem\1\data\JenniferF\12-20-2018\vy1551\
Data File : Y39057.D
Acq On : 18 Dec 2018 11:05 pm
Operator : eileeng
Sample : FA60039-8,25x Inst : MSVOA14-Y
Misc : MS42152,VY1551,,,,,25
ALS Vial : 35 Sample Multiplier: 1

Quant Method : C:\msdchem\1\METHODS\Y-nov0818w.M
Quant Results File: Y-nov0818w.RES
Quant Time: Dec 19 23:39:44 2018
Quant Title : SW-846 Method 5035A/8260B
QLast Update : Fri Sep 14 08:38:11 2018
Response via : Initial Calibration

Compound	R.T.	QIon	Response	Conc	Units	Dev(Min)
Internal Standards						
1) Fluorobenzene	11.606	96	1045795	50.00	ug/L	-0.01
56) Chlorobenzene-d5	14.640	117	939902	50.00	ug/L	0.00
78) 1,4-Dichlorobenzene-d4	16.331	152	506757	50.00	ug/L	0.00
105) Tert Butyl Alcohol-d10	7.513	65	92511	250.00	ug/L	-0.02
System Monitoring Compounds						
36) Dibromofluoromethane	10.432	113	272307	56.63	ug/L	0.00
Spiked Amount 50.000	Range 83 - 118		Recovery = 113.26%			
46) 1,2-Dichloroethane-d4	11.235	65	356013	58.81	ug/L	0.00
Spiked Amount 50.000	Range 79 - 125		Recovery = 117.62%			
57) Toluene-d8	13.308	98	1072742	44.92	ug/L	-0.01
Spiked Amount 50.000	Range 85 - 112		Recovery = 89.84%			
79) 4-Bromofluorobenzene	15.546	174	379751	49.34	ug/L	0.00
Spiked Amount 50.000	Range 83 - 118		Recovery = 98.68%			
Target Compounds						Qvalue
5) Vinyl Chloride	3.578	62	352150	63.48	ug/L	98
16) Methylene Chloride	6.862	49	1865	0.31	ug/L	80
19) trans-1,2-Dichloroethene	7.178	61	1813	0.30	ug/L	94
29) cis-1,2-Dichloroethene	9.544	96	493837	106.11	ug/L	98

(#) = qualifier out of range (m) = manual integration (+) = signals summed

Quantitation Report (QT Reviewed)

Data Path : C:\msdchem\1\data\JenniferF\12-20-2018\vy1551\
Data File : Y39057.D
Acq On : 18 Dec 2018 11:05 pm
Operator : eileeng
Sample : FA60039-8,25x Inst : MSVOA14-Y
Misc : MS42152,VY1551,,,,,25
ALS Vial : 35 Sample Multiplier: 1

Quant Method : C:\msdchem\1\METHODS\Y-nov0818w.M
Quant Results File: Y-nov0818w.RES
Quant Time: Dec 19 23:39:44 2018
Quant Title : SW-846 Method 5035A/8260B
QLast Update : Fri Sep 14 08:38:11 2018
Response via : Initial Calibration

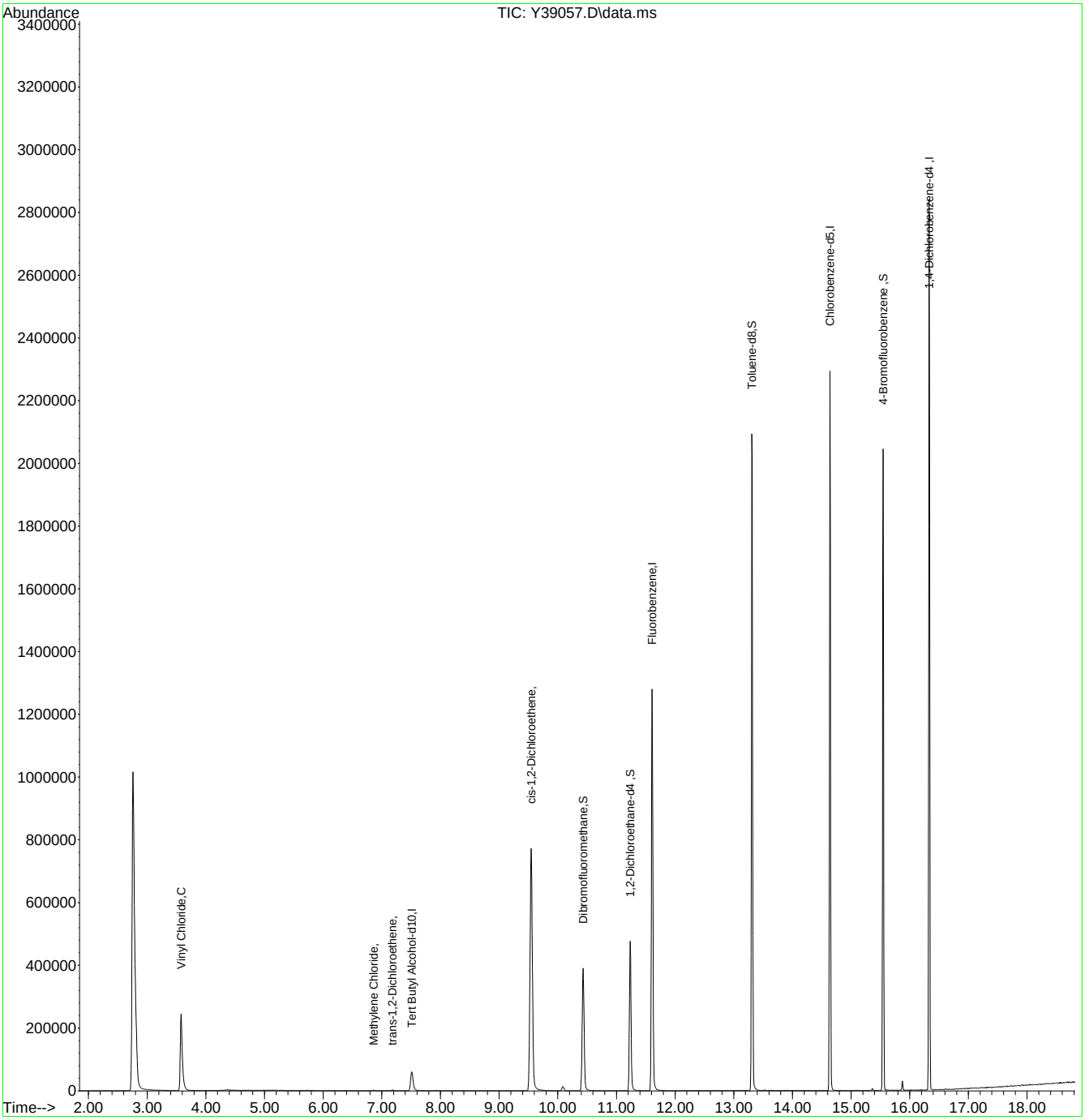

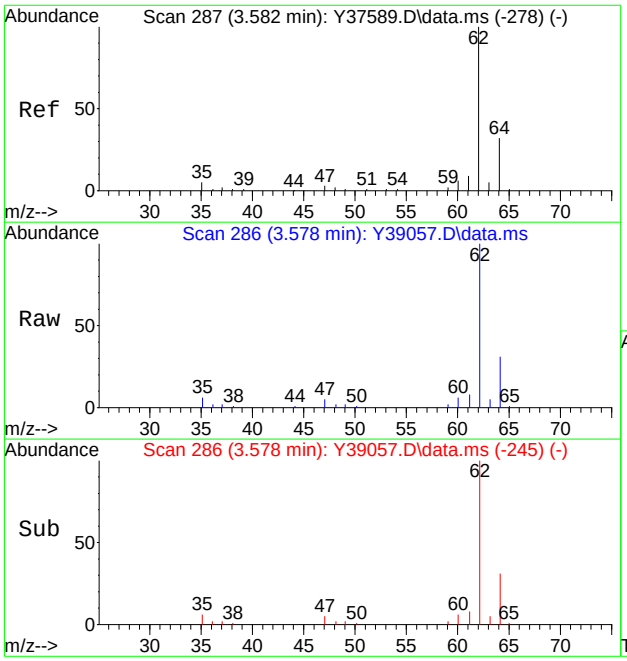

#5
Vinyl Chloride
Concen: 63.48 ug/L
RT: 3.578 min Scan# 286
Delta R.T. 0.001 min
Lab File: Y39057.D
Acq: 18 Dec 2018 11:05 pm

Tgt Ion: 62 Resp: 352150

Ion	Ratio	Lower	Upper
62	100		
64	31.4	2.3	62.3

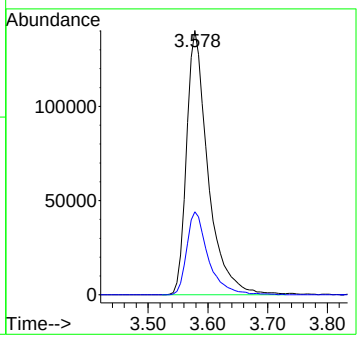

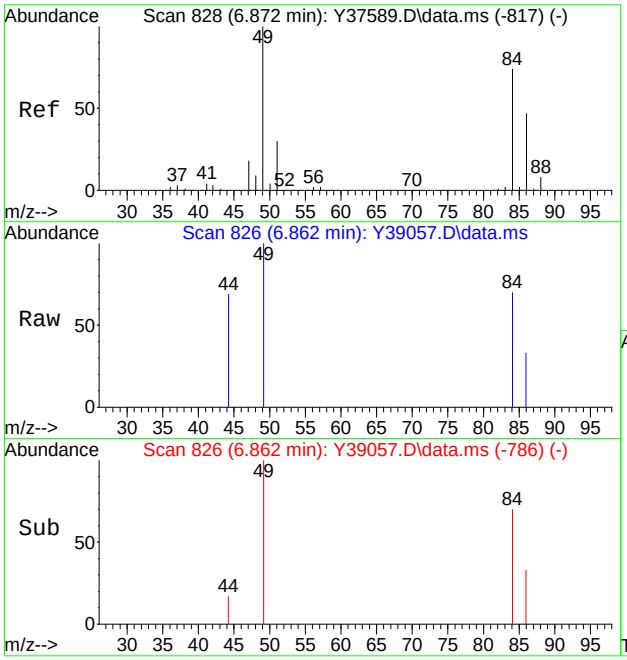

#16
Methylene Chloride
Concen: 0.31 ug/L
RT: 6.862 min Scan# 826
Delta R.T. -0.005 min
Lab File: Y39057.D
Acq: 18 Dec 2018 11:05 pm

Tgt Ion: 49 Resp: 1865

Ion	Ratio	Lower	Upper
49	100		
84	69.8	43.7	103.7
86	32.6	16.6	76.6
51	0.0	0.0	59.6

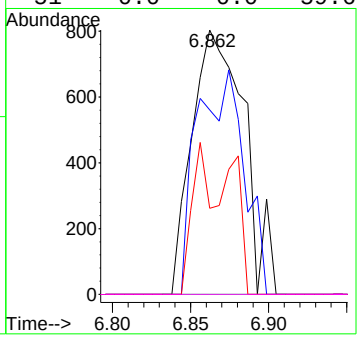

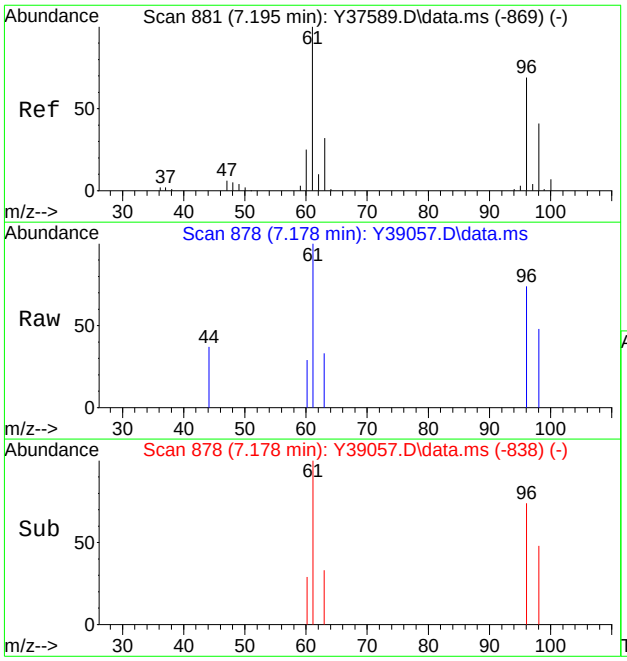

#19
trans-1,2-Dichloroethene
Concen: 0.30 ug/L
RT: 7.178 min Scan# 878
Delta R.T. -0.005 min
Lab File: Y39057.D
Acq: 18 Dec 2018 11:05 pm

Tgt Ion: 61 Resp: 1813

Ion	Ratio	Lower	Upper
61	100		
96	73.6	39.2	99.2
98	47.7	11.4	71.4
63	33.0	2.3	62.3

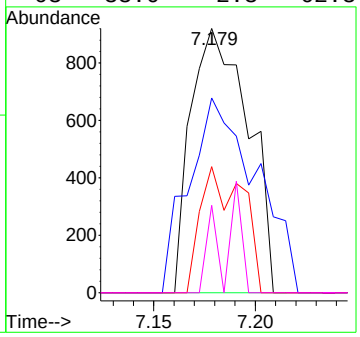

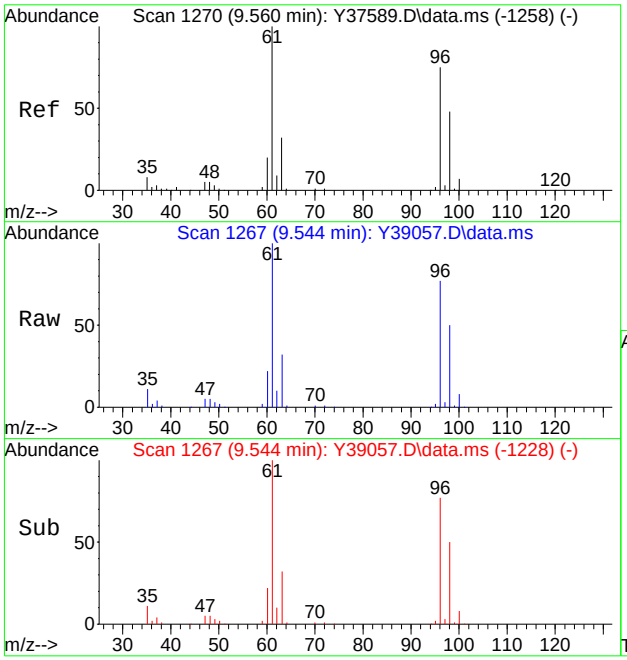

#29
cis-1,2-Dichloroethene
Concen: 106.11 ug/L
RT: 9.544 min Scan# 1267
Delta R.T. -0.011 min
Lab File: Y39057.D
Acq: 18 Dec 2018 11:05 pm

Tgt Ion: 96 Resp: 493837

Ion	Ratio	Lower	Upper
96	100		
61	129.7	103.0	163.0
98	64.5	33.5	93.5
63	41.3	12.4	72.4

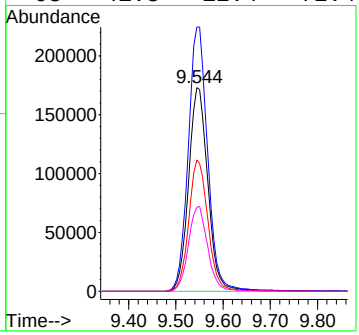

Quantitation Report (QT Reviewed)

Data Path : C:\msdchem\1\data\2018-12-17\
Data File : 3C3207.D
Acq On : 18 Dec 2018 1:22 am
Operator : seanp
Sample : FA60039-9
Misc : MS42152,V3C122,,,,,
ALS Vial : 73 Sample Multiplier: 1

Quant Time: Dec 18 13:16:11 2018
Quant Method : C:\msdchem\1\methods\2018-12-14APP9-3C_AQ.m
Quant Title : SW-846 Method 5035A/8260B
QLast Update : Mon Dec 17 15:54:58 2018
Response via : Initial Calibration

Compound	R.T.	QIon	Response	Conc	Units	Dev(Min)
Internal Standards						
1) Fluorobenzene	10.461	96	702754	50.00	ug/L	0.00
55) Chlorobenzene-d5	13.216	117	511942	50.00	ug/L	0.00
77) 1,4-Dichlorobenzene-d4	14.856	152	244028	50.00	ug/L	0.00
104) Tert Butyl Alcohol-d10	7.028	65	83295	250.00	ug/L	-0.03
System Monitoring Compounds						
35) Dibromofluoromethane	9.491	113	168560	51.75	ug/L	0.00
Spiked Amount 50.000	Range 83 - 118		Recovery = 103.50%			
45) 1,2-Dichloroethane-d4	10.150	65	219543	54.04	ug/L	0.00
Spiked Amount 50.000	Range 79 - 125		Recovery = 108.08%			
56) Toluene-d8	11.967	98	686110	49.17	ug/L	0.00
Spiked Amount 50.000	Range 85 - 112		Recovery = 98.34%			
78) 4-Bromofluorobenzene	14.082	174	194643	51.04	ug/L	0.00
Spiked Amount 50.000	Range 83 - 118		Recovery = 102.08%			
Target Compounds						Qvalue
4) Vinyl Chloride	3.511	62	1622329	332.29	ug/L	96
18) trans-1,2-Dichloroethene	6.778	61	7334	1.38	ug/L	93
28) cis-1,2-Dichloroethene	8.845	96	3908	1.04	ug/L	86
34) Tetrahydrofuran	9.473	42	3725	2.04	ug/L	79

(#) = qualifier out of range (m) = manual integration (+) = signals summed

Quantitation Report (QT Reviewed)

Data Path : C:\msdchem\1\data\2018-12-17\
Data File : 3C3207.D
Acq On : 18 Dec 2018 1:22 am
Operator : seanp
Sample : FA60039-9
Misc : MS42152,V3C122,,,,,
ALS Vial : 73 Sample Multiplier: 1

Quant Time: Dec 18 13:16:11 2018
Quant Method : C:\msdchem\1\methods\2018-12-14APP9-3C_AQ.m
Quant Title : SW-846 Method 5035A/8260B
QLast Update : Mon Dec 17 15:54:58 2018
Response via : Initial Calibration



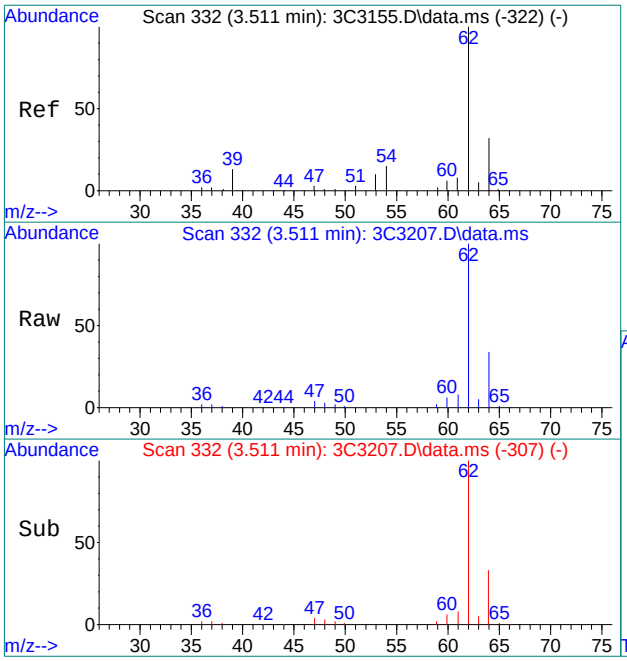

#4
Vinyl Chloride
Concen: 332.29 ug/L
RT: 3.511 min Scan# 332
Delta R.T. -0.000 min
Lab File: 3C3207.D
Acq: 18 Dec 2018 1:22 am

Tgt Ion: 62 Resp: 1622329

Ion	Ratio	Lower	Upper
62	100		
64	31.8	3.9	63.9

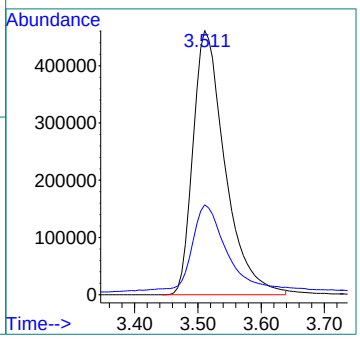

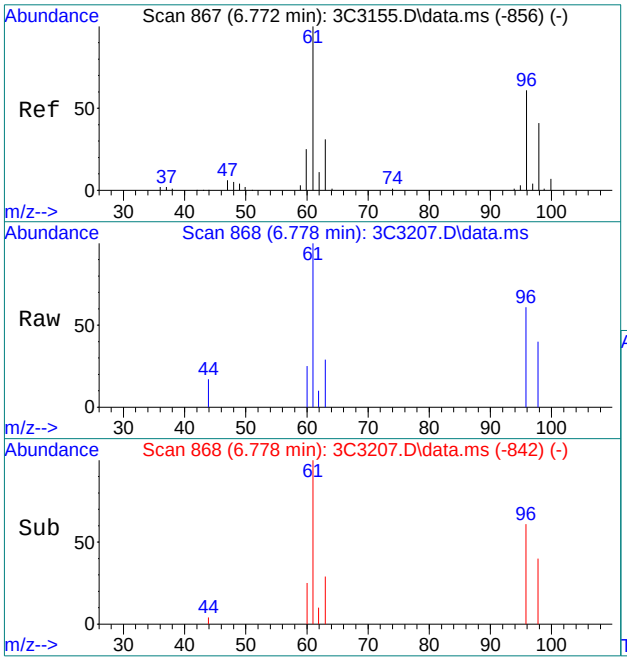

#18
trans-1,2-Dichloroethene
Concen: 1.38 ug/L
RT: 6.778 min Scan# 868
Delta R.T. 0.006 min
Lab File: 3C3207.D
Acq: 18 Dec 2018 1:22 am

Tgt Ion: 61 Resp: 7334

Ion	Ratio	Lower	Upper
61	100		
96	60.7	37.1	97.1
98	39.6	13.8	73.8
63	29.4	2.7	62.7

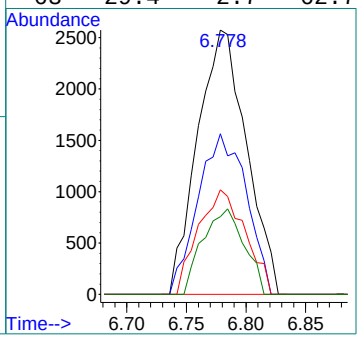

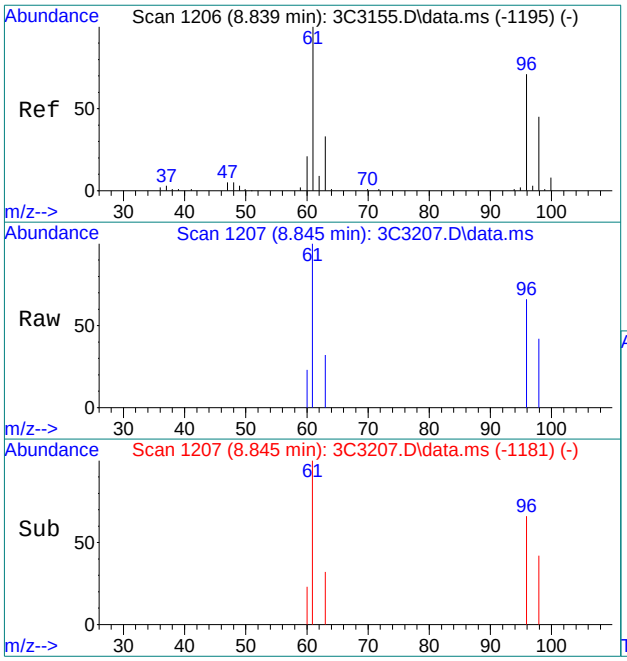

#28
cis-1,2-Dichloroethene
Concen: 1.04 ug/L
RT: 8.845 min Scan# 1207
Delta R.T. 0.006 min
Lab File: 3C3207.D
Acq: 18 Dec 2018 1:22 am

Tgt Ion: 96 Resp: 3908

Ion	Ratio	Lower	Upper
96	100		
61	151.0	95.3	155.3
98	64.0	33.8	93.8
63	48.3	12.1	72.1

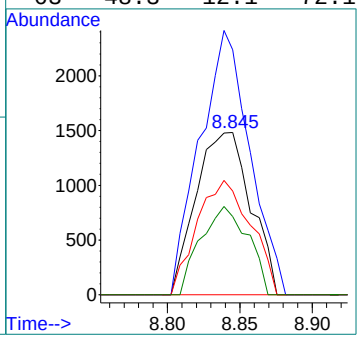

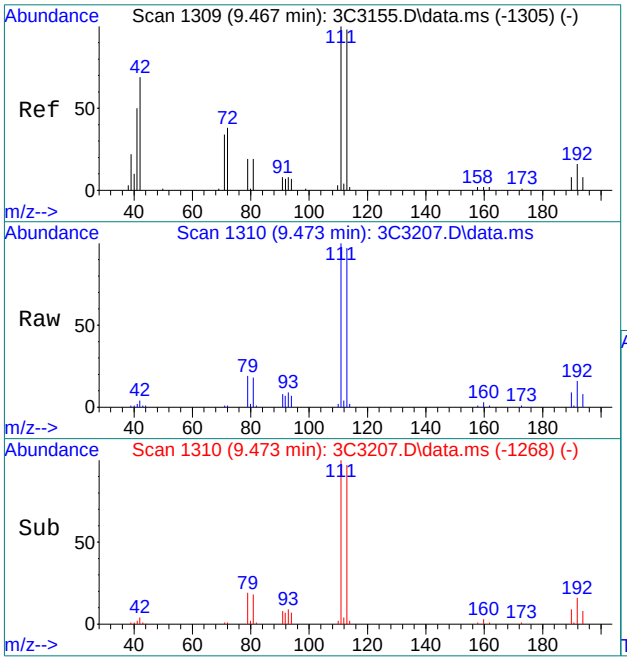

#34
Tetrahydrofuran
Concen: 2.04 ug/L
RT: 9.473 min Scan# 1310
Delta R.T. 0.006 min
Lab File: 3C3207.D
Acq: 18 Dec 2018 1:22 am

Tgt Ion: 42 Resp: 3725

Ion	Ratio	Lower	Upper
42	100		
72	28.8	0.0	60.0
41	61.8	10.0	70.0

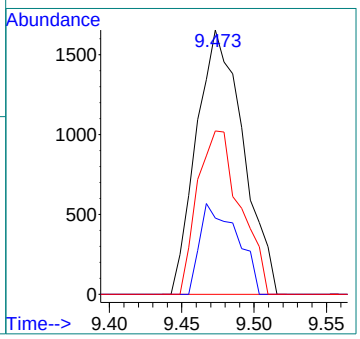

Quantitation Report (QT Reviewed)

Data Path : C:\msdchem\1\data\BON\DECEMBER2018\12-20-18\vc5135\
Data File : C0129348.D
Acq On : 19 Dec 2018 4:59 am
Operator : SHANICAO
Sample : FA60039-9,10X
Misc : MS42152,VC5135,,,,,10
ALS Vial : 48 Sample Multiplier: 1

Quant Time: Dec 19 23:56:35 2018
Quant Method : C:\msdchem\1\methods\RTXVMS121118.M
Quant Title : SW-846 Method 5035A/8260B
QLast Update : Wed Dec 12 08:14:44 2018
Response via : Initial Calibration

Compound	R.T.	QIon	Response	Conc	Units	Dev(Min)
Internal Standards						
1) Fluorobenzene	10.558	96	892342	50.00	ug/L	0.00
56) Chlorobenzene-d5	13.442	117	644511	50.00	ug/L	0.00
78) 1,4-Dichlorobenzene-d4	15.102	152	310648	50.00	ug/L	0.00
106) Tert Butyl Alcohol-d10	6.865	65	241398	250.00	ug/L	-0.03
System Monitoring Compounds						
36) Dibromofluoromethane	9.499	113	213194	49.87	ug/L	0.00
Spiked Amount 50.000	Range 83 - 118		Recovery = 99.74%			
46) 1,2-Dichloroethane-d4	10.223	65	286334	50.85	ug/L	0.00
Spiked Amount 50.000	Range 79 - 125		Recovery = 101.70%			
57) Toluene-d8	12.158	98	893181	48.30	ug/L	0.00
Spiked Amount 50.000	Range 85 - 112		Recovery = 96.60%			
79) 4-Bromofluorobenzene	14.324	174	246053	50.88	ug/L	0.00
Spiked Amount 50.000	Range 83 - 118		Recovery = 101.76%			
Target Compounds						Qvalue
5) Vinyl Chloride	3.361	62	126386	25.45	ug/L	91
16) Methylene Chloride	6.312	49	3160	0.47	ug/L	90

(#) = qualifier out of range (m) = manual integration (+) = signals summed

Quantitation Report (QT Reviewed)

Data Path : C:\msdchem\1\data\BON\DECEMBER2018\12-20-18\vc5135\
Data File : C0129348.D
Acq On : 19 Dec 2018 4:59 am
Operator : SHANICAO
Sample : FA60039-9,10X
Misc : MS42152,VC5135,,,,,10
ALS Vial : 48 Sample Multiplier: 1

Quant Time: Dec 19 23:56:35 2018
Quant Method : C:\msdchem\1\methods\RTXVMS121118.M
Quant Title : SW-846 Method 5035A/8260B
QLast Update : Wed Dec 12 08:14:44 2018
Response via : Initial Calibration



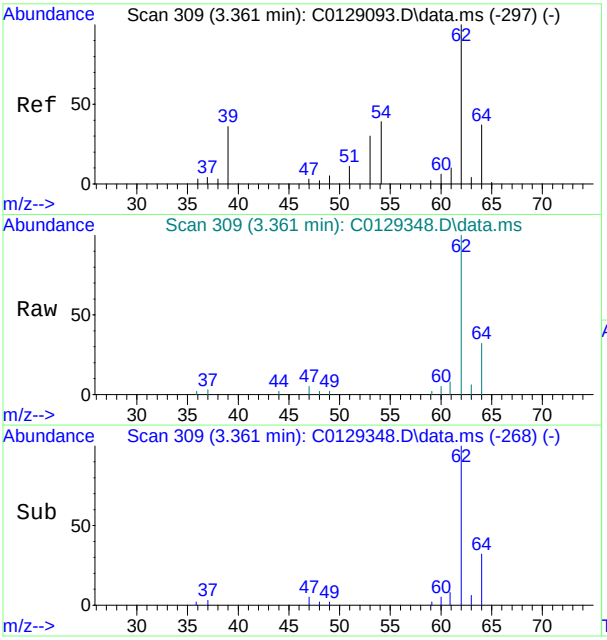

#5
Vinyl Chloride
Concen: 25.45 ug/L
RT: 3.361 min Scan# 309
Delta R.T. 0.000 min
Lab File: C0129348.D
Acq: 19 Dec 2018 4:59 am

Tgt Ion: 62 Resp: 126386

Ion	Ratio	Lower	Upper
62	100		
64	31.6	6.8	66.8

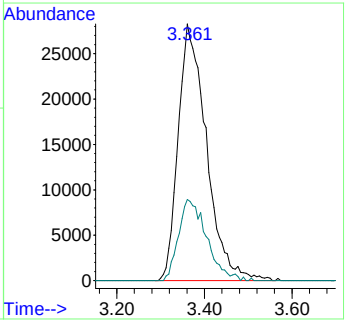

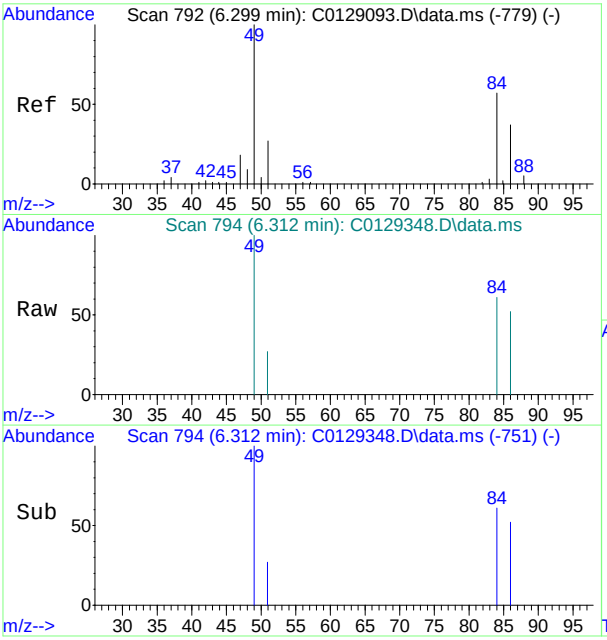

#16
Methylene Chloride
Concen: 0.47 ug/L
RT: 6.312 min Scan# 794
Delta R.T. 0.013 min
Lab File: C0129348.D
Acq: 19 Dec 2018 4:59 am

Tgt Ion: 49 Resp: 3160

Ion	Ratio	Lower	Upper
49	100		
84	61.4	27.3	87.3
86	52.0	7.3	67.3
51	27.0	0.0	56.8

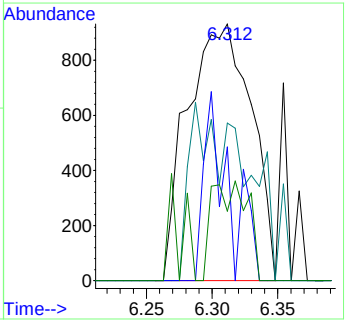

Quantitation Report (QT Reviewed)

Data Path : C:\msdchem\1\data\2018-12-18\
Data File : 3C3219.D
Acq On : 18 Dec 2018 2:20 pm
Operator : seanp
Sample : FA60039-10
Misc : MS42163,V3C123,,,,,
ALS Vial : 55 Sample Multiplier: 1

Quant Time: Dec 18 15:22:57 2018
Quant Method : C:\msdchem\1\methods\2018-12-14APP9-3C_AQ.m
Quant Title : SW-846 Method 5035A/8260B
QLast Update : Mon Dec 17 15:54:58 2018
Response via : Initial Calibration

Compound	R.T.	QIon	Response	Conc	Units	Dev(Min)
Internal Standards						
1) Fluorobenzene	10.461	96	762969	50.00	ug/L	0.00
55) Chlorobenzene-d5	13.210	117	560527	50.00	ug/L	0.00
77) 1,4-Dichlorobenzene-d4	14.850	152	269747	50.00	ug/L	0.00
104) Tert Butyl Alcohol-d10	7.035	65	100321	250.00	ug/L	-0.02
System Monitoring Compounds						
35) Dibromofluoromethane	9.485	113	181238	51.25	ug/L	0.00
Spiked Amount 50.000	Range 83 - 118		Recovery = 102.50%			
45) 1,2-Dichloroethane-d4	10.150	65	237652	53.88	ug/L	0.00
Spiked Amount 50.000	Range 79 - 125		Recovery = 107.76%			
56) Toluene-d8	11.967	98	736458	48.20	ug/L	0.00
Spiked Amount 50.000	Range 85 - 112		Recovery = 96.40%			
78) 4-Bromofluorobenzene	14.082	174	212204	50.34	ug/L	0.00
Spiked Amount 50.000	Range 83 - 118		Recovery = 100.68%			
Target Compounds						Qvalue
4) Vinyl Chloride	3.511	62	31769	5.99	ug/L	62
28) cis-1,2-Dichloroethene	8.839	96	3949	0.97	ug/L	97

(#) = qualifier out of range (m) = manual integration (+) = signals summed

Quantitation Report (QT Reviewed)

Data Path : C:\msdchem\1\data\2018-12-18\
Data File : 3C3219.D
Acq On : 18 Dec 2018 2:20 pm
Operator : seanp
Sample : FA60039-10
Misc : MS42163,V3C123,,,,,
ALS Vial : 55 Sample Multiplier: 1

Quant Time: Dec 18 15:22:57 2018
Quant Method : C:\msdchem\1\methods\2018-12-14APP9-3C_AQ.m
Quant Title : SW-846 Method 5035A/8260B
QLast Update : Mon Dec 17 15:54:58 2018
Response via : Initial Calibration

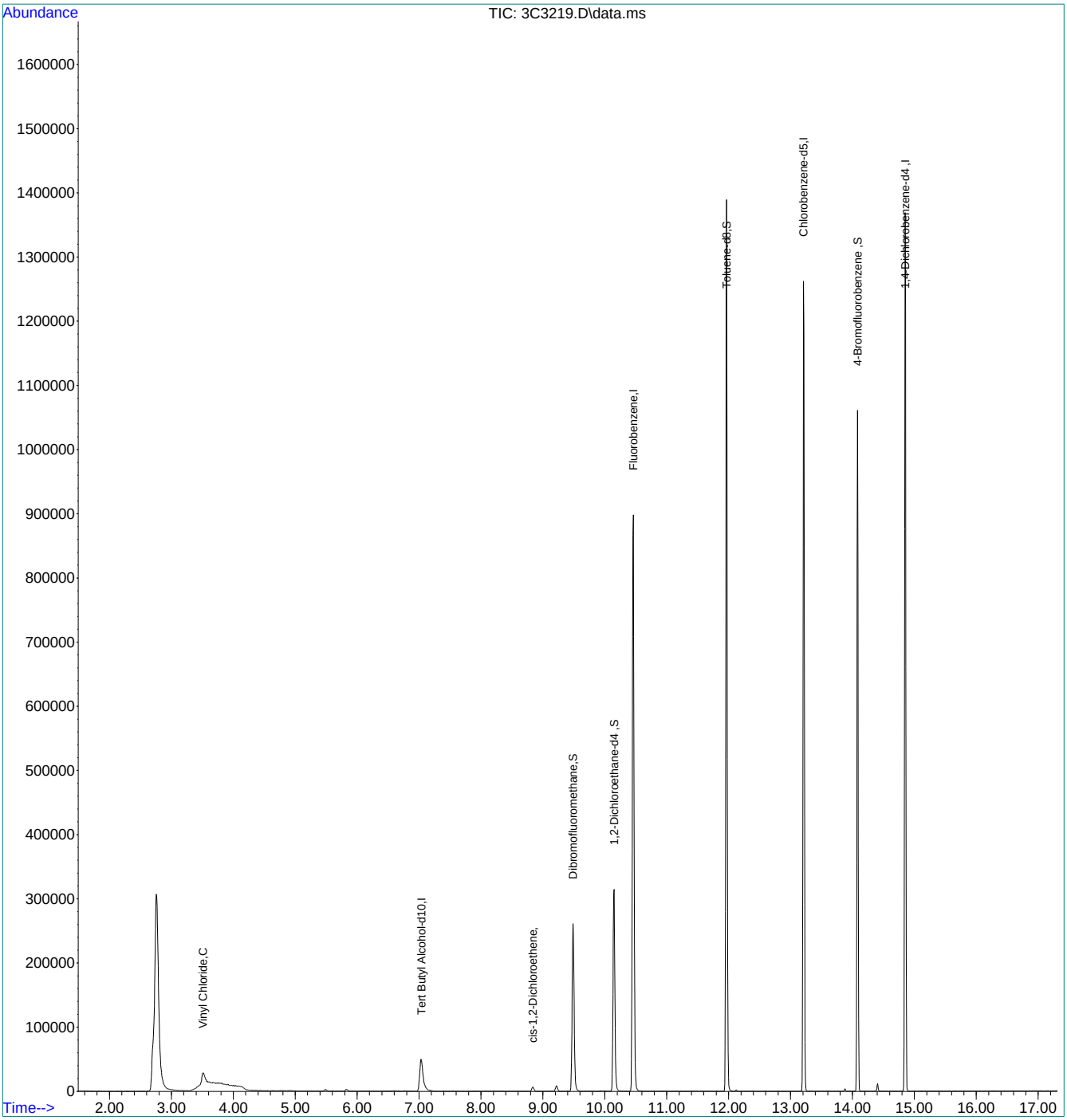

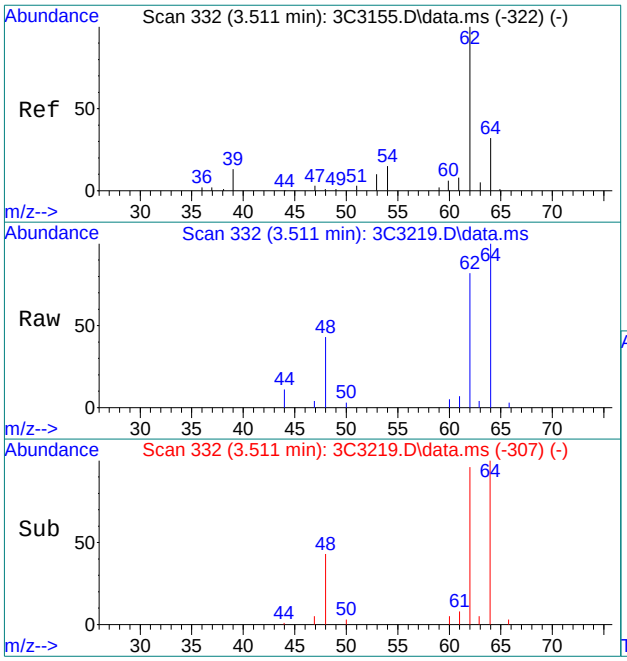

#4
Vinyl Chloride
Concen: 5.99 ug/L
RT: 3.511 min Scan# 332
Delta R.T. -0.000 min
Lab File: 3C3219.D
Acq: 18 Dec 2018 2:20 pm

Tgt Ion: 62 Resp: 31769

Ion	Ratio	Lower	Upper
62	100		
64	55.6	3.9	63.9

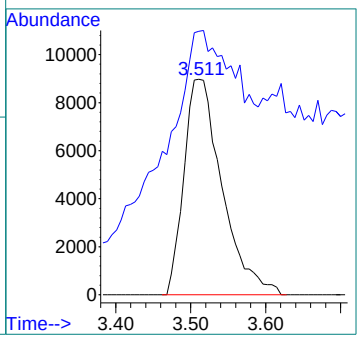

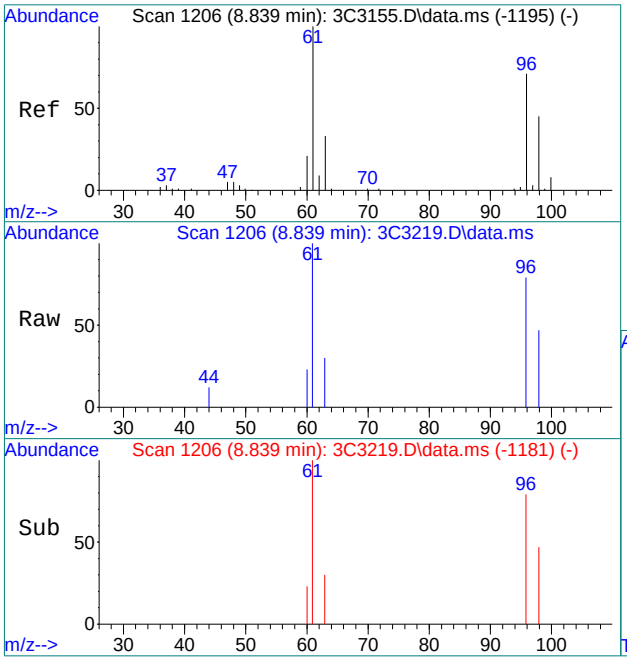

#28
cis-1,2-Dichloroethene
Concen: 0.97 ug/L
RT: 8.839 min Scan# 1206
Delta R.T. 0.000 min
Lab File: 3C3219.D
Acq: 18 Dec 2018 2:20 pm

Tgt Ion: 96 Resp: 3949

Ion	Ratio	Lower	Upper
96	100		
61	126.3	95.3	155.3
98	59.7	33.8	93.8
63	37.6	12.1	72.1

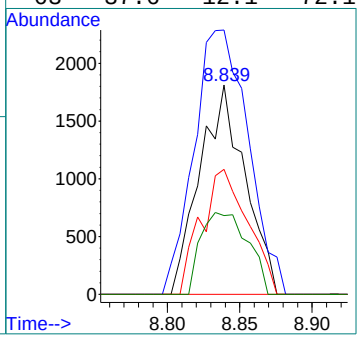

Quantitation Report (QT Reviewed)

Data Path : C:\msdchem\1\data\2018-12-18\
Data File : 3C3220.D
Acq On : 18 Dec 2018 2:47 pm
Operator : seanp
Sample : FA60039-11
Misc : MS42163,V3C123,,,,,
ALS Vial : 56 Sample Multiplier: 1

Quant Time: Dec 18 15:23:02 2018
Quant Method : C:\msdchem\1\methods\2018-12-14APP9-3C_AQ.m
Quant Title : SW-846 Method 5035A/8260B
QLast Update : Mon Dec 17 15:54:58 2018
Response via : Initial Calibration

Compound	R.T.	QIon	Response	Conc	Units	Dev(Min)
Internal Standards						
1) Fluorobenzene	10.461	96	717502	50.00	ug/L	0.00
55) Chlorobenzene-d5	13.216	117	521811	50.00	ug/L	0.00
77) 1,4-Dichlorobenzene-d4	14.856	152	252251	50.00	ug/L	0.00
104) Tert Butyl Alcohol-d10	7.035	65	69684	250.00	ug/L	-0.02
System Monitoring Compounds						
35) Dibromofluoromethane	9.491	113	169977	51.11	ug/L	0.00
Spiked Amount 50.000	Range 83 - 118		Recovery = 102.22%			
45) 1,2-Dichloroethane-d4	10.150	65	224693	54.17	ug/L	0.00
Spiked Amount 50.000	Range 79 - 125		Recovery = 108.34%			
56) Toluene-d8	11.967	98	697947	49.07	ug/L	0.00
Spiked Amount 50.000	Range 85 - 112		Recovery = 98.14%			
78) 4-Bromofluorobenzene	14.082	174	198944	50.47	ug/L	0.00
Spiked Amount 50.000	Range 83 - 118		Recovery = 100.94%			
Target Compounds						Qvalue

(#) = qualifier out of range (m) = manual integration (+) = signals summed

Quantitation Report (QT Reviewed)

Data Path : C:\msdchem\1\data\2018-12-18\
Data File : 3C3220.D
Acq On : 18 Dec 2018 2:47 pm
Operator : seanp
Sample : FA60039-11
Misc : MS42163,V3C123,,,,,
ALS Vial : 56 Sample Multiplier: 1

Quant Time: Dec 18 15:23:02 2018
Quant Method : C:\msdchem\1\methods\2018-12-14APP9-3C_AQ.m
Quant Title : SW-846 Method 5035A/8260B
QLast Update : Mon Dec 17 15:54:58 2018
Response via : Initial Calibration

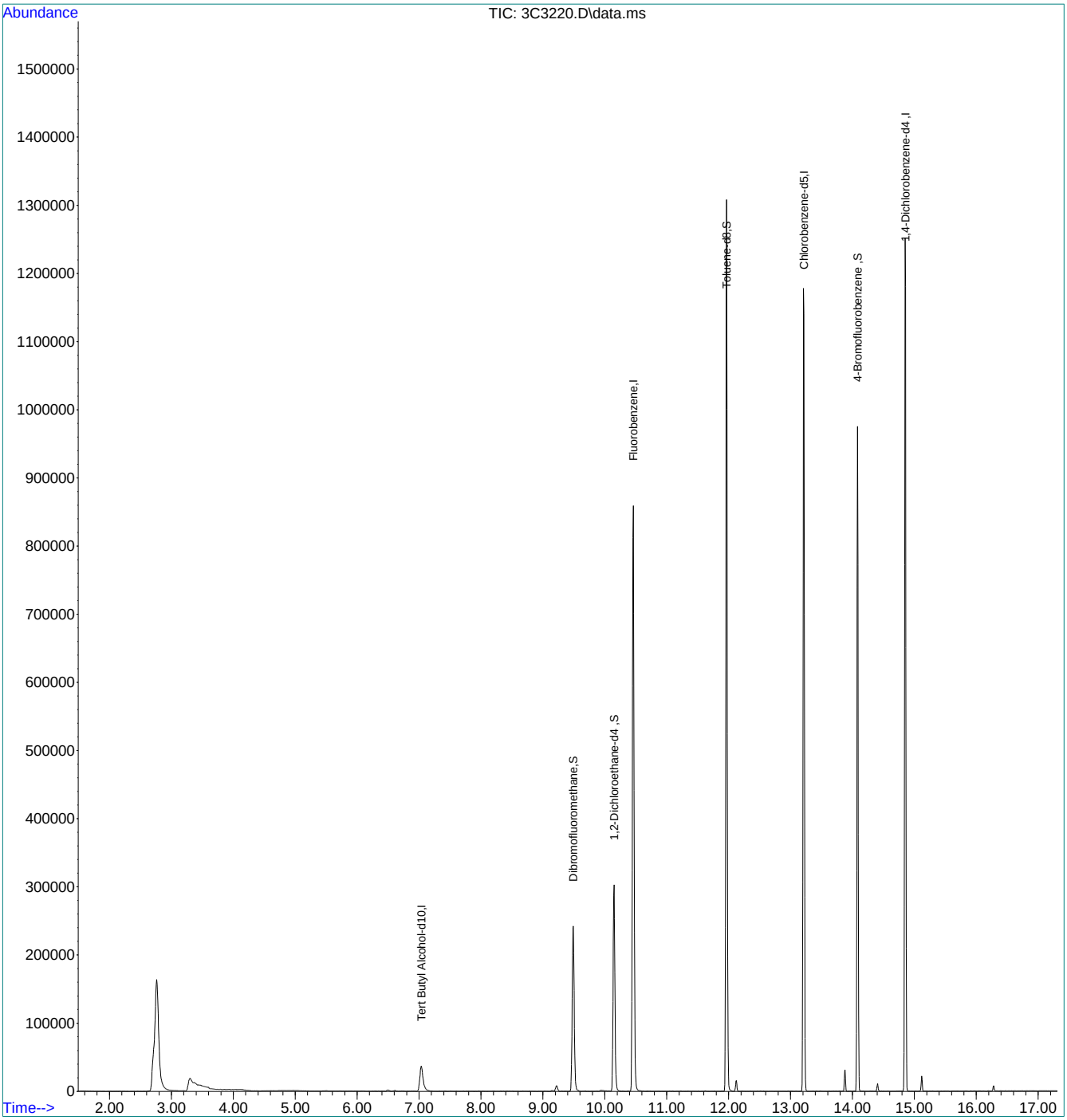

Quantitation Report (QT Reviewed)

Data Path : C:\msdchem\1\data\BON\DECEMBER2018\12-21-18\v1a560\
Data File : 1A14713.D
Acq On : 19 Dec 2018 6:14 pm
Operator : stutip
Sample : fa60039-12,20
Misc : MS42163,V1A560,,,,,20
ALS Vial : 22 Sample Multiplier: 1

Quant Time: Dec 20 20:15:40 2018
Quant Method : C:\msdchem\1\methods\2018-12-13APP91A.m
Quant Title : SW-846 Method 5035A/8260B
QLast Update : Mon Dec 17 15:07:57 2018
Response via : Initial Calibration

Compound	R.T.	QIon	Response	Conc	Units	Dev(Min)
Internal Standards						
1) Fluorobenzene	10.946	96	811624	50.00	ug/L	0.00
57) Chlorobenzene-d5	13.793	117	657033	50.00	ug/L	0.00
80) 1,4-Dichlorobenzene-d4	15.457	152	353736	50.00	ug/L	0.00
107) Tert Butyl Alcohol-d10	7.294	65	198904	250.00	ug/L	-0.03
System Monitoring Compounds						
36) Dibromofluoromethane	9.927	113	214015	50.84	ug/L	0.00
Spiked Amount 50.000	Range 83 - 118		Recovery = 101.68%			
46) 1,2-Dichloroethane-d4	10.610	65	231376	51.43	ug/L	0.00
Spiked Amount 50.000	Range 79 - 125		Recovery = 102.86%			
58) Toluene-d8	12.512	98	824924	47.21	ug/L	0.00
Spiked Amount 50.000	Range 85 - 112		Recovery = 94.42%			
59) a,a,a-Trifluorotoluene	11.848	146	2315	20.07	ug/L	0.01
Spiked Amount 250.000	Range 75 - 126		Recovery = 8.03%#			
81) 4-Bromofluorobenzene	14.677	174	280498	48.83	ug/L	0.00
Spiked Amount 50.000	Range 83 - 118		Recovery = 97.66%			
Target Compounds						Qvalue
5) Vinyl Chloride	3.599	62	130377	25.96	ug/L	98
16) Methylene Chloride	6.751	49	3700	0.53	ug/L	94
19) trans-1,2-Dichloroethene	7.080	61	5879	0.88	ug/L	92
29) cis-1,2-Dichloroethene	9.232	96	519173	106.46	ug/L	93

(#) = qualifier out of range (m) = manual integration (+) = signals summed

Quantitation Report (QT Reviewed)

Data Path : C:\msdchem\1\data\BON\DECEMBER2018\12-21-18\v1a560\
Data File : 1A14713.D
Acq On : 19 Dec 2018 6:14 pm
Operator : stutip
Sample : fa60039-12,20
Misc : MS42163,V1A560,,,,,20
ALS Vial : 22 Sample Multiplier: 1

Quant Time: Dec 20 20:15:40 2018
Quant Method : C:\msdchem\1\methods\2018-12-13APP91A.m
Quant Title : SW-846 Method 5035A/8260B
QLast Update : Mon Dec 17 15:07:57 2018
Response via : Initial Calibration



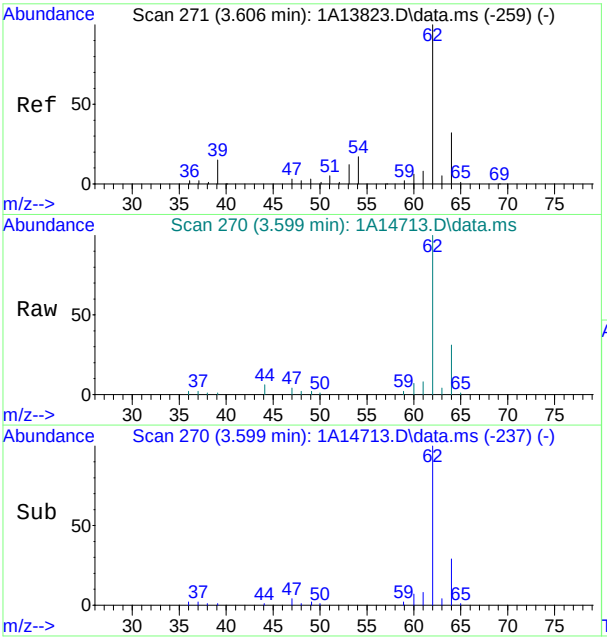

#5
Vinyl Chloride
Concen: 25.96 ug/L
RT: 3.599 min Scan# 270
Delta R.T. -0.001 min
Lab File: 1A14713.D
Acq: 19 Dec 2018 6:14 pm

Tgt Ion: 62 Resp: 130377

Ion	Ratio	Lower	Upper
62	100		
64	31.2	2.1	62.1

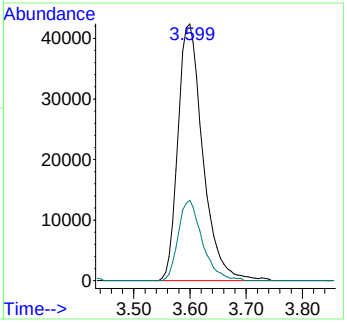

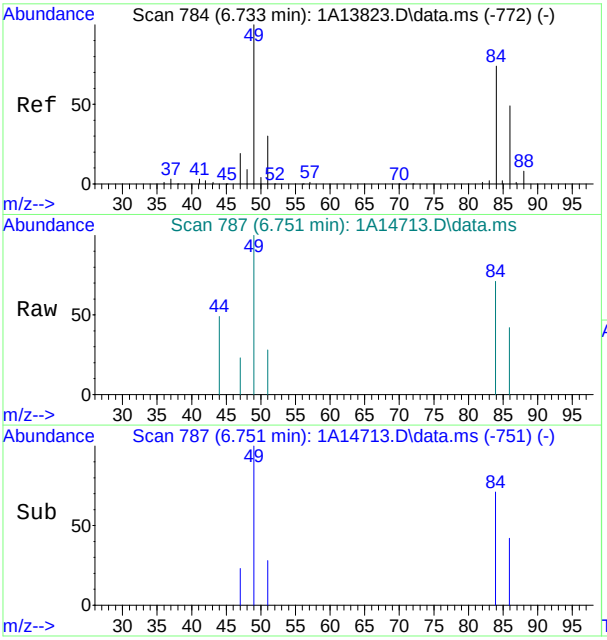

#16
Methylene Chloride
Concen: 0.53 ug/L
RT: 6.751 min Scan# 787
Delta R.T. 0.018 min
Lab File: 1A14713.D
Acq: 19 Dec 2018 6:14 pm

Tgt Ion: 49 Resp: 3700

Ion	Ratio	Lower	Upper
49	100		
84	70.6	44.3	104.3
86	42.2	18.9	78.9
51	27.6	0.0	59.6

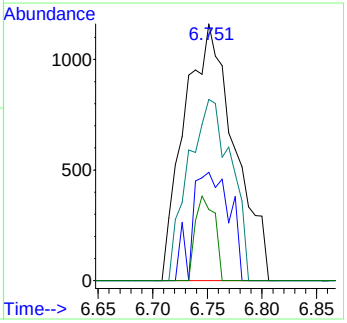

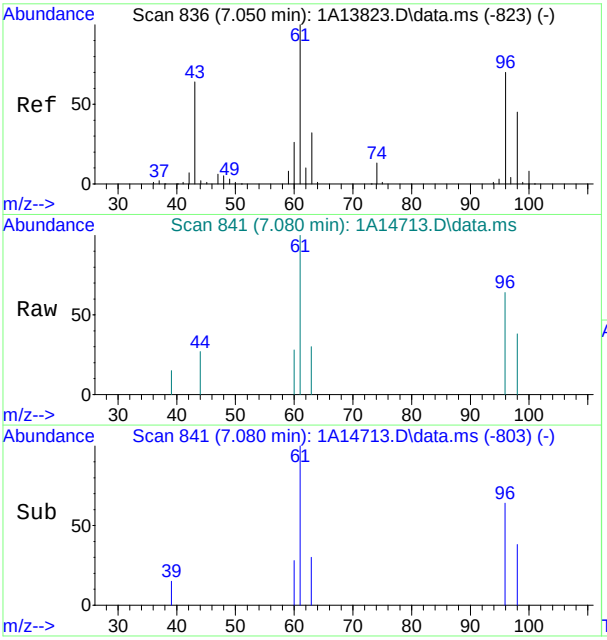

#19
trans-1,2-Dichloroethene
Concen: 0.88 ug/L
RT: 7.080 min Scan# 841
Delta R.T. 0.030 min
Lab File: 1A14713.D
Acq: 19 Dec 2018 6:14 pm

Tgt Ion: 61 Resp: 5879

Ion	Ratio	Lower	Upper
61	100		
96	63.7	40.4	100.4
98	38.3	15.3	75.3
63	30.0	2.0	62.0

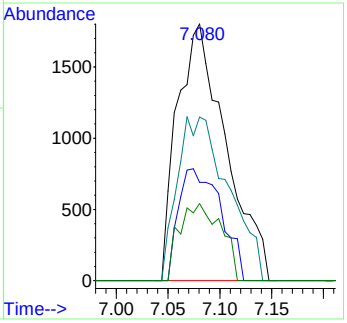

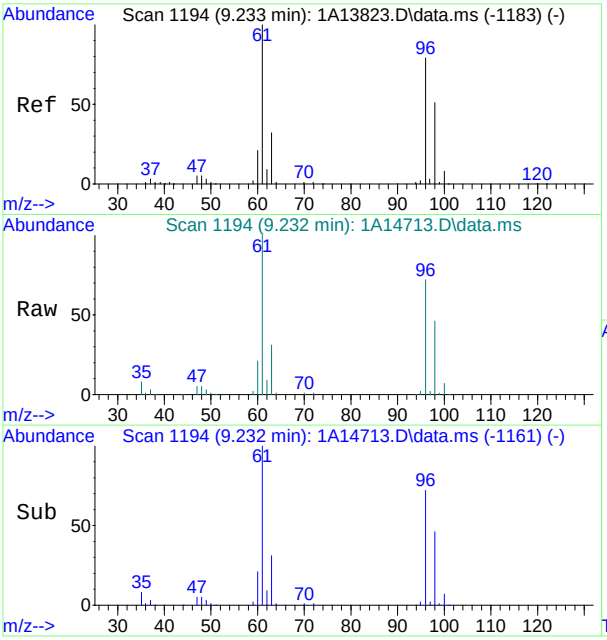

#29
cis-1,2-Dichloroethene
Concen: 106.46 ug/L
RT: 9.232 min Scan# 1194
Delta R.T. -0.001 min
Lab File: 1A14713.D
Acq: 19 Dec 2018 6:14 pm

Tgt Ion: 96 Resp: 519173

Ion	Ratio	Lower	Upper
96	100		
61	139.2	95.9	155.9
98	64.4	34.0	94.0
63	43.5	10.5	70.5

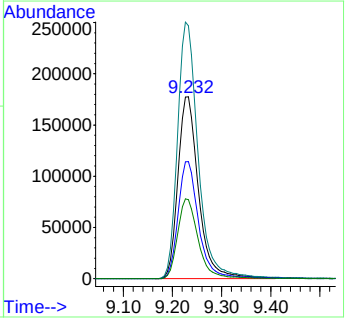

Quantitation Report (QT Reviewed)

Data Path : C:\msdchem\1\data\2018-12-18\
Data File : 3C3221.D
Acq On : 18 Dec 2018 3:15 pm
Operator : seanp
Sample : FA60039-12, 100x
Misc : MS42163,V3C123,,,,,100
ALS Vial : 57 Sample Multiplier: 1

Quant Time: Dec 18 16:41:05 2018
Quant Method : C:\msdchem\1\methods\2018-12-14APP9-3C_AQ.m
Quant Title : SW-846 Method 5035A/8260B
QLast Update : Mon Dec 17 15:54:58 2018
Response via : Initial Calibration

Compound	R.T.	QIon	Response	Conc	Units	Dev(Min)
Internal Standards						
1) Fluorobenzene	10.461	96	759451	50.00	ug/L	0.00
55) Chlorobenzene-d5	13.216	117	551691	50.00	ug/L	0.00
77) 1,4-Dichlorobenzene-d4	14.856	152	268788	50.00	ug/L	0.00
104) Tert Butyl Alcohol-d10	7.035	65	92337	250.00	ug/L	-0.02
System Monitoring Compounds						
35) Dibromofluoromethane	9.485	113	178872	50.82	ug/L	0.00
Spiked Amount 50.000	Range 83 - 118		Recovery = 101.64%			
45) 1,2-Dichloroethane-d4	10.150	65	237492	54.10	ug/L	0.00
Spiked Amount 50.000	Range 79 - 125		Recovery = 108.20%			
56) Toluene-d8	11.966	98	735316	48.90	ug/L	0.00
Spiked Amount 50.000	Range 85 - 112		Recovery = 97.80%			
78) 4-Bromofluorobenzene	14.082	174	212036	50.48	ug/L	0.00
Spiked Amount 50.000	Range 83 - 118		Recovery = 100.96%			
Target Compounds						Qvalue
4) Vinyl Chloride	3.511	62	35036	6.64	ug/L	99
28) cis-1,2-Dichloroethene	8.839	96	87636	21.62	ug/L	91

(#) = qualifier out of range (m) = manual integration (+) = signals summed

Quantitation Report (QT Reviewed)

Data Path : C:\msdchem\1\data\2018-12-18\
Data File : 3C3221.D
Acq On : 18 Dec 2018 3:15 pm
Operator : seanp
Sample : FA60039-12, 100x
Misc : MS42163,V3C123,,,,,100
ALS Vial : 57 Sample Multiplier: 1

Quant Time: Dec 18 16:41:05 2018
Quant Method : C:\msdchem\1\methods\2018-12-14APP9-3C_AQ.m
Quant Title : SW-846 Method 5035A/8260B
QLast Update : Mon Dec 17 15:54:58 2018
Response via : Initial Calibration

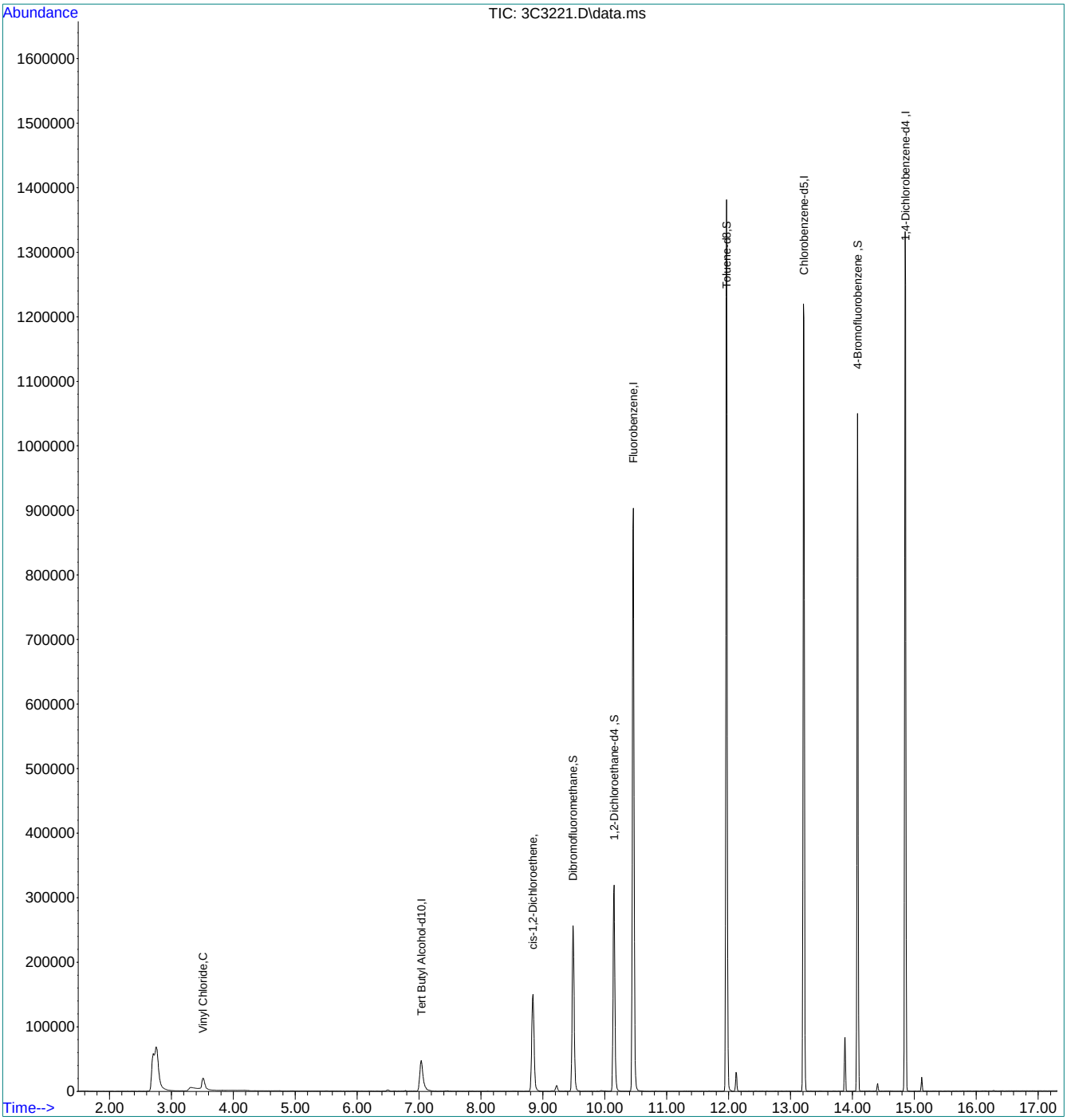

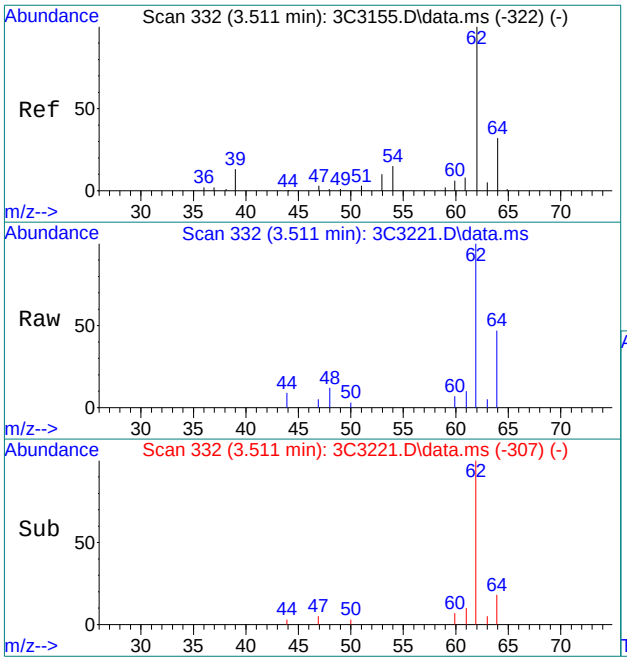

#4
Vinyl Chloride
Concen: 6.64 ug/L
RT: 3.511 min Scan# 332
Delta R.T. -0.000 min
Lab File: 3C3221.D
Acq: 18 Dec 2018 3:15 pm

Tgt Ion: 62 Resp: 35036

Ion	Ratio	Lower	Upper
62	100		
64	34.3	3.9	63.9

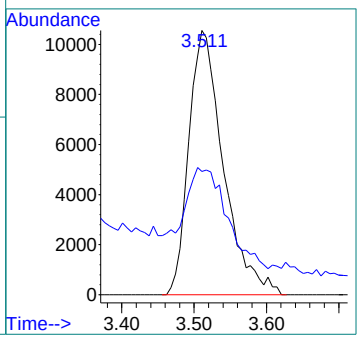

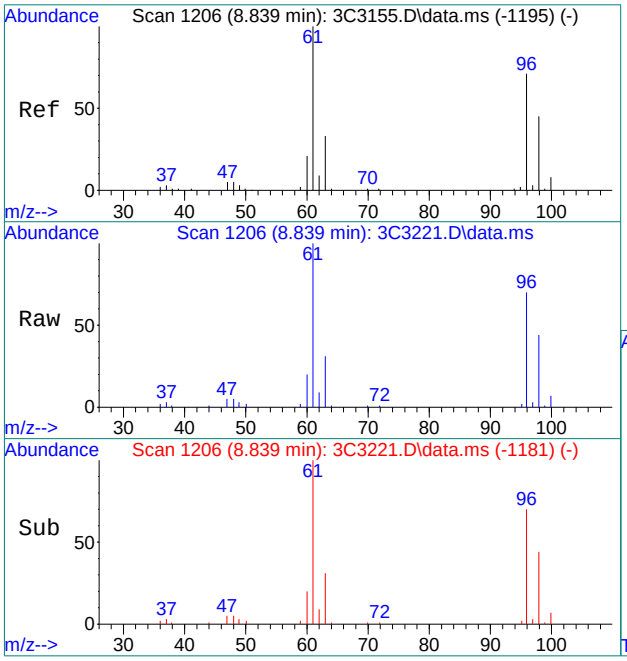

#28
cis-1,2-Dichloroethene
Concen: 21.62 ug/L
RT: 8.839 min Scan# 1206
Delta R.T. 0.000 min
Lab File: 3C3221.D
Acq: 18 Dec 2018 3:15 pm

Tgt Ion: 96 Resp: 87636

Ion	Ratio	Lower	Upper
96	100		
61	143.0	95.3	155.3
98	63.6	33.8	93.8
63	45.0	12.1	72.1

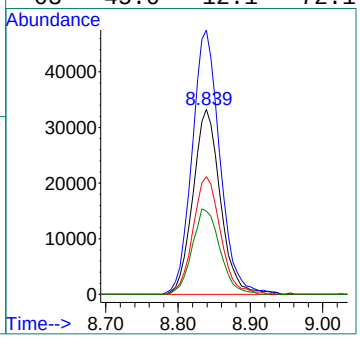

Quantitation Report (QT Reviewed)

Data Path : C:\msdchem\1\data\2018-12-18\
Data File : 3C3222.D
Acq On : 18 Dec 2018 3:43 pm
Operator : seanp
Sample : FA60039-13
Misc : MS42163,V3C123,,,,,
ALS Vial : 58 Sample Multiplier: 1

Quant Time: Dec 18 16:41:15 2018
Quant Method : C:\msdchem\1\methods\2018-12-14APP9-3C_AQ.m
Quant Title : SW-846 Method 5035A/8260B
QLast Update : Mon Dec 17 15:54:58 2018
Response via : Initial Calibration

Compound	R.T.	QIon	Response	Conc	Units	Dev(Min)
Internal Standards						
1) Fluorobenzene	10.461	96	726619	50.00	ug/L	0.00
55) Chlorobenzene-d5	13.216	117	527027	50.00	ug/L	0.00
77) 1,4-Dichlorobenzene-d4	14.850	152	255260	50.00	ug/L	0.00
104) Tert Butyl Alcohol-d10	7.035	65	78321	250.00	ug/L	-0.02
System Monitoring Compounds						
35) Dibromofluoromethane	9.485	113	172685	51.27	ug/L	0.00
Spiked Amount 50.000	Range 83 - 118		Recovery = 102.54%			
45) 1,2-Dichloroethane-d4	10.150	65	225610	53.71	ug/L	0.00
Spiked Amount 50.000	Range 79 - 125		Recovery = 107.42%			
56) Toluene-d8	11.966	98	703562	48.98	ug/L	0.00
Spiked Amount 50.000	Range 85 - 112		Recovery = 97.96%			
78) 4-Bromofluorobenzene	14.082	174	199781	50.08	ug/L	0.00
Spiked Amount 50.000	Range 83 - 118		Recovery = 100.16%			
Target Compounds						Qvalue
4) Vinyl Chloride	3.511	62	36486	7.23	ug/L	100
28) cis-1,2-Dichloroethene	8.839	96	5739	1.48	ug/L	95

(#) = qualifier out of range (m) = manual integration (+) = signals summed

Quantitation Report (QT Reviewed)

Data Path : C:\msdchem\1\data\2018-12-18\
Data File : 3C3222.D
Acq On : 18 Dec 2018 3:43 pm
Operator : seanp
Sample : FA60039-13
Misc : MS42163,V3C123,,,,,
ALS Vial : 58 Sample Multiplier: 1

Quant Time: Dec 18 16:41:15 2018
Quant Method : C:\msdchem\1\methods\2018-12-14APP9-3C_AQ.m
Quant Title : SW-846 Method 5035A/8260B
QLast Update : Mon Dec 17 15:54:58 2018
Response via : Initial Calibration

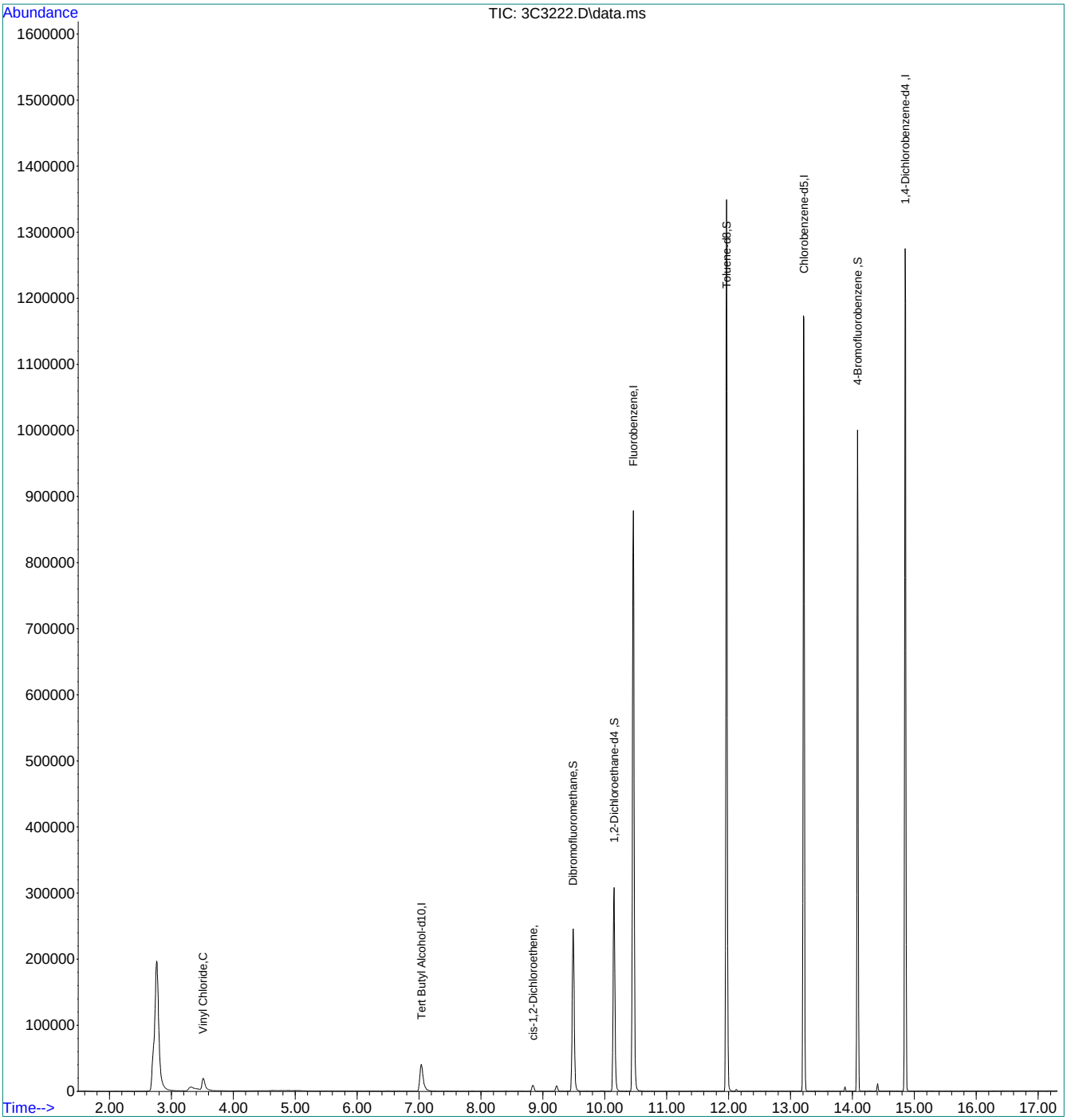

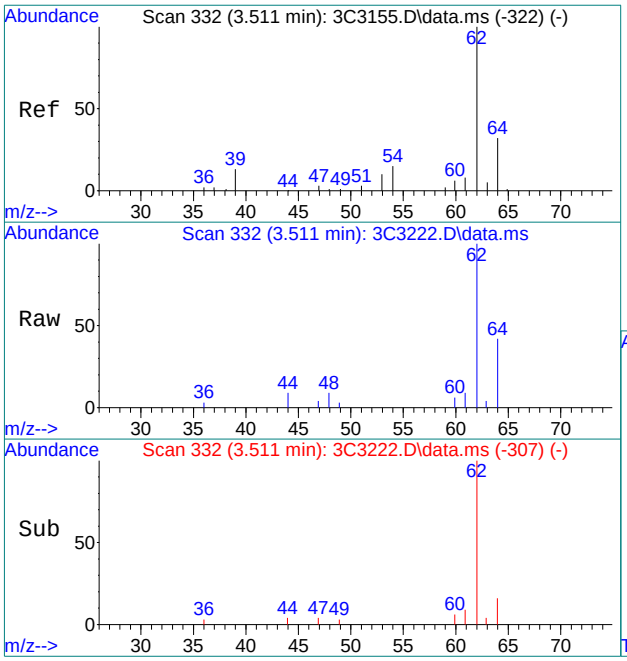

#4
Vinyl Chloride
Concen: 7.23 ug/L
RT: 3.511 min Scan# 332
Delta R.T. -0.000 min
Lab File: 3C3222.D
Acq: 18 Dec 2018 3:43 pm

Tgt Ion: 62 Resp: 36486

Ion	Ratio	Lower	Upper
62	100		
64	33.9	3.9	63.9

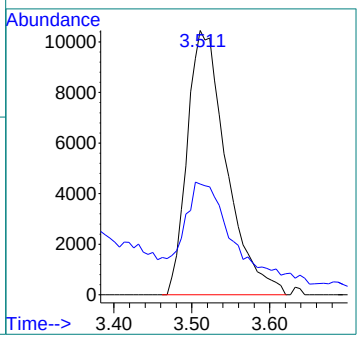

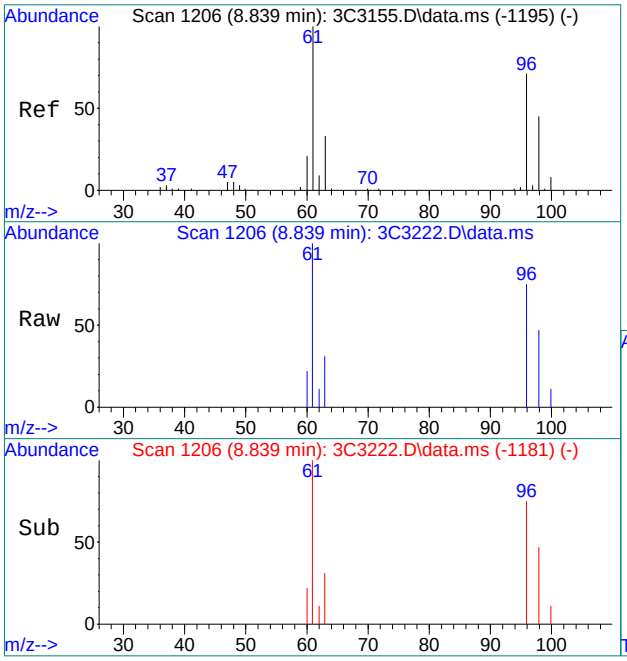

#28
cis-1,2-Dichloroethene
Concen: 1.48 ug/L
RT: 8.839 min Scan# 1206
Delta R.T. 0.000 min
Lab File: 3C3222.D
Acq: 18 Dec 2018 3:43 pm

Tgt Ion: 96 Resp: 5739

Ion	Ratio	Lower	Upper
96	100		
61	133.4	95.3	155.3
98	62.5	33.8	93.8
63	41.5	12.1	72.1

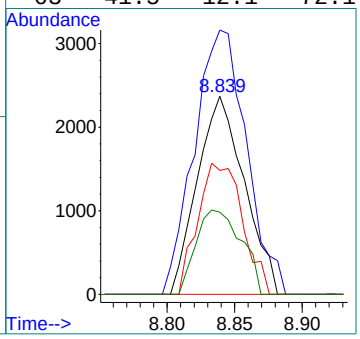

Quantitation Report (QT Reviewed)

Data Path : C:\msdchem\1\data\BON\DECEMBER2018\12-21-18\v1a560\
Data File : 1A14710.D
Acq On : 19 Dec 2018 4:51 pm
Operator : stutip
Sample : fa60039-14
Misc : MS42163,V1A560,,,,,
ALS Vial : 19 Sample Multiplier: 1

Quant Time: Dec 20 20:15:31 2018
Quant Method : C:\msdchem\1\methods\2018-12-13APP91A.m
Quant Title : SW-846 Method 5035A/8260B
QLast Update : Mon Dec 17 15:07:57 2018
Response via : Initial Calibration

Compound	R.T.	QIon	Response	Conc	Units	Dev(Min)
Internal Standards						
1) Fluorobenzene	10.946	96	851240	50.00	ug/L	0.00
57) Chlorobenzene-d5	13.793	117	688022	50.00	ug/L	0.00
80) 1,4-Dichlorobenzene-d4	15.457	152	368017	50.00	ug/L	0.00
107) Tert Butyl Alcohol-d10	7.294	65	228244	250.00	ug/L	-0.03
System Monitoring Compounds						
36) Dibromofluoromethane	9.928	113	221772	50.23	ug/L	0.00
Spiked Amount 50.000	Range 83 - 118		Recovery = 100.46%			
46) 1,2-Dichloroethane-d4	10.610	65	244223	51.76	ug/L	0.00
Spiked Amount 50.000	Range 79 - 125		Recovery = 103.52%			
58) Toluene-d8	12.512	98	866148	47.34	ug/L	0.00
Spiked Amount 50.000	Range 85 - 112		Recovery = 94.68%			
59) a,a,a-Trifluorotoluene	11.842	146	2607	21.58	ug/L	0.00
Spiked Amount 250.000	Range 75 - 126		Recovery = 8.63%#			
81) 4-Bromofluorobenzene	14.677	174	295257	49.40	ug/L	0.00
Spiked Amount 50.000	Range 83 - 118		Recovery = 98.80%			
Target Compounds						Qvalue
5) Vinyl Chloride	3.594	62	9700	1.84	ug/L	89
29) cis-1,2-Dichloroethene	9.251	96	9844	1.92	ug/L	85

(#) = qualifier out of range (m) = manual integration (+) = signals summed

Quantitation Report (QT Reviewed)

Data Path : C:\msdchem\1\data\BON\DECEMBER2018\12-21-18\v1a560\
Data File : 1A14710.D
Acq On : 19 Dec 2018 4:51 pm
Operator : stutip
Sample : fa60039-14
Misc : MS42163,V1A560,,,,,
ALS Vial : 19 Sample Multiplier: 1

Quant Time: Dec 20 20:15:31 2018
Quant Method : C:\msdchem\1\methods\2018-12-13APP91A.m
Quant Title : SW-846 Method 5035A/8260B
QLast Update : Mon Dec 17 15:07:57 2018
Response via : Initial Calibration



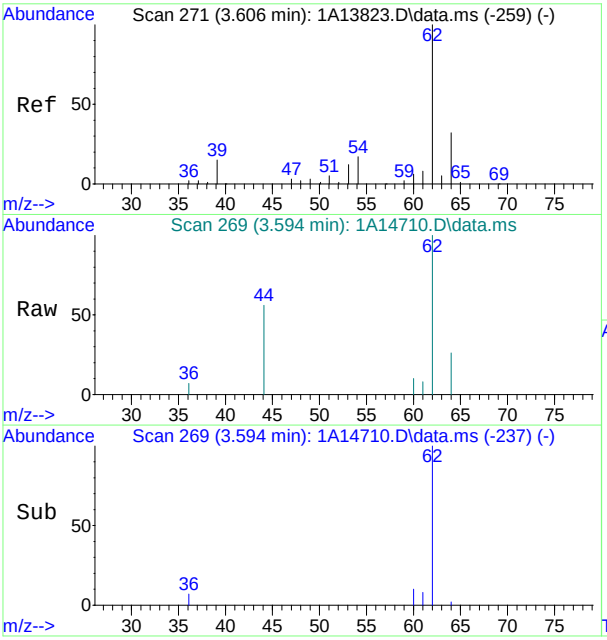

#5
Vinyl Chloride
Concen: 1.84 ug/L
RT: 3.594 min Scan# 269
Delta R.T. -0.006 min
Lab File: 1A14710.D
Acq: 19 Dec 2018 4:51 pm

Tgt Ion: 62 Resp: 9700

Ion	Ratio	Lower	Upper
62	100		
64	26.0	2.1	62.1

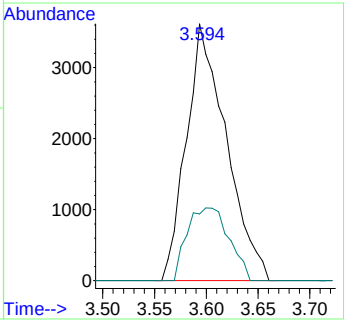

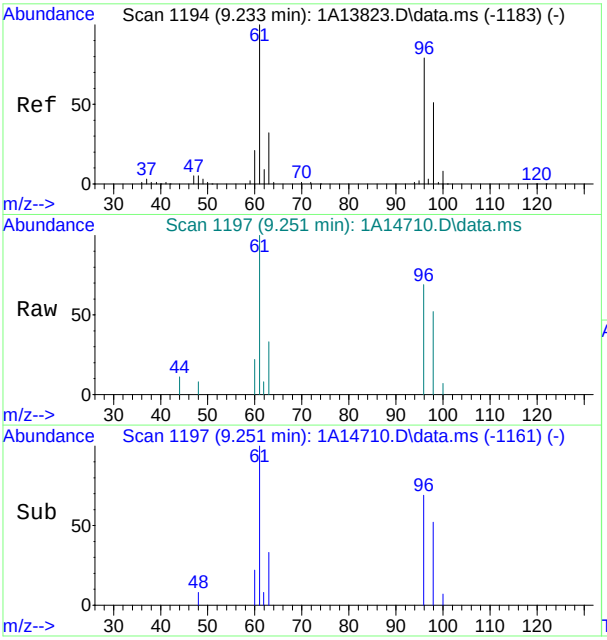

#29
cis-1,2-Dichloroethene
Concen: 1.92 ug/L
RT: 9.251 min Scan# 1197
Delta R.T. 0.018 min
Lab File: 1A14710.D
Acq: 19 Dec 2018 4:51 pm

Tgt Ion: 96 Resp: 9844

Ion	Ratio	Lower	Upper
96	100		
61	145.6	95.9	155.9
98	75.3	34.0	94.0
63	47.7	10.5	70.5

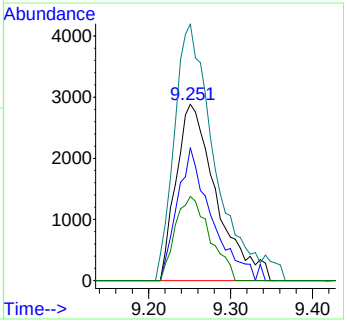

Quantitation Report (QT Reviewed)

Data Path : C:\msdchem\1\data\2018-12-18\
Data File : 3C3238.D
Acq On : 18 Dec 2018 11:13 pm
Operator : seanp
Sample : FA60039-14, 20x
Misc : MS42163,V3C123,,,,,20
ALS Vial : 74 Sample Multiplier: 1

Quant Time: Dec 19 10:29:55 2018
Quant Method : C:\msdchem\1\methods\2018-12-14APP9-3C_AQ.m
Quant Title : SW-846 Method 5035A/8260B
QLast Update : Mon Dec 17 15:54:58 2018
Response via : Initial Calibration

Compound	R.T.	QIon	Response	Conc	Units	Dev(Min)
Internal Standards						
1) Fluorobenzene	10.461	96	572001	50.00	ug/L	0.00
55) Chlorobenzene-d5	13.216	117	416390	50.00	ug/L	0.00
77) 1,4-Dichlorobenzene-d4	14.856	152	206051	50.00	ug/L	0.00
104) Tert Butyl Alcohol-d10	7.041	65	56148	250.00	ug/L	-0.02
System Monitoring Compounds						
35) Dibromofluoromethane	9.491	113	136685	51.56	ug/L	0.00
Spiked Amount 50.000	Range 83 - 118		Recovery = 103.12%			
45) 1,2-Dichloroethane-d4	10.150	65	184867	55.91	ug/L	0.00
Spiked Amount 50.000	Range 79 - 125		Recovery = 111.82%			
56) Toluene-d8	11.966	98	561476	49.47	ug/L	0.00
Spiked Amount 50.000	Range 85 - 112		Recovery = 98.94%			
78) 4-Bromofluorobenzene	14.082	174	158856	49.33	ug/L	0.00
Spiked Amount 50.000	Range 83 - 118		Recovery = 98.66%			
Target Compounds						Qvalue
15) Methylene Chloride	6.504	49	3263	0.67	ug/L	84

(#) = qualifier out of range (m) = manual integration (+) = signals summed

Quantitation Report (QT Reviewed)

Data Path : C:\msdchem\1\data\2018-12-18\
Data File : 3C3238.D
Acq On : 18 Dec 2018 11:13 pm
Operator : seanp
Sample : FA60039-14, 20x
Misc : MS42163,V3C123,,,,,20
ALS Vial : 74 Sample Multiplier: 1

Quant Time: Dec 19 10:29:55 2018
Quant Method : C:\msdchem\1\methods\2018-12-14APP9-3C_AQ.m
Quant Title : SW-846 Method 5035A/8260B
QLast Update : Mon Dec 17 15:54:58 2018
Response via : Initial Calibration

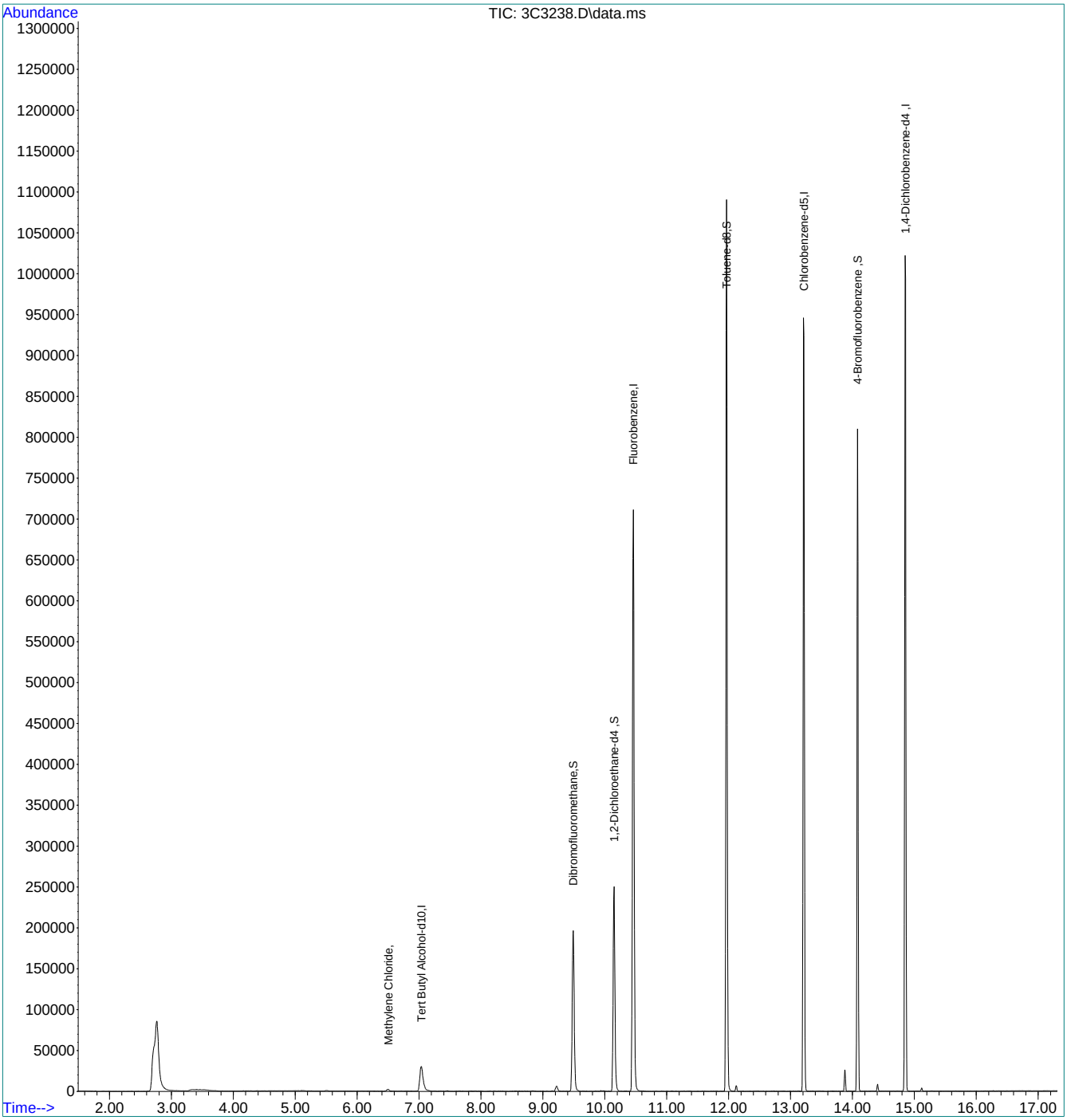

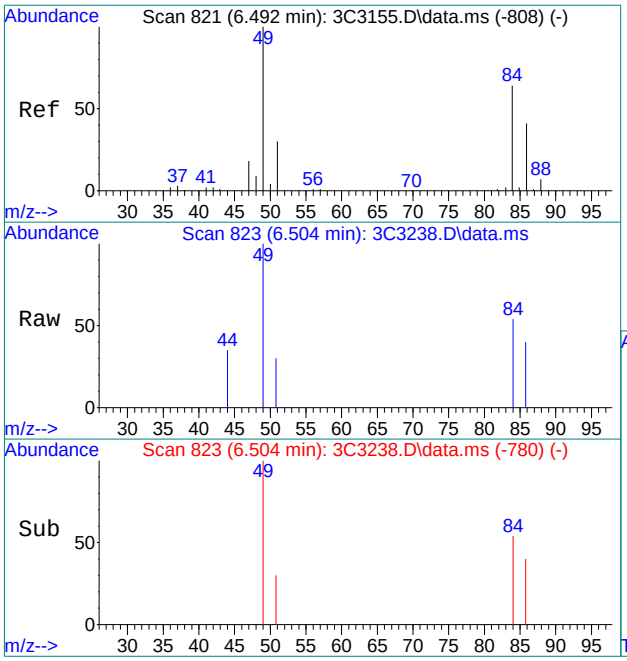

#15
Methylene Chloride
Concen: 0.67 ug/L
RT: 6.504 min Scan# 823
Delta R.T. 0.012 min
Lab File: 3C3238.D
Acq: 18 Dec 2018 11:13 pm

Tgt Ion: 49 Resp: 3263

Ion	Ratio	Lower	Upper
49	100		
84	54.2	44.6	104.6
86	39.5	19.0	79.0
51	30.1	0.0	59.8

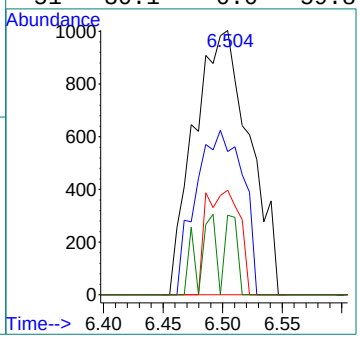

Quantitation Report (QT Reviewed)

Data Path : C:\msdchem\1\data\2018-12-18\
Data File : 3C3224.D
Acq On : 18 Dec 2018 4:40 pm
Operator : seanp
Sample : FA60039-15
Misc : MS42163,V3C123,,,,,
ALS Vial : 60 Sample Multiplier: 1

Quant Time: Dec 18 17:11:14 2018
Quant Method : C:\msdchem\1\methods\2018-12-14APP9-3C_AQ.m
Quant Title : SW-846 Method 5035A/8260B
QLast Update : Mon Dec 17 15:54:58 2018
Response via : Initial Calibration

Compound	R.T.	QIon	Response	Conc	Units	Dev(Min)
Internal Standards						
1) Fluorobenzene	10.461	96	709431	50.00	ug/L	0.00
55) Chlorobenzene-d5	13.216	117	524692	50.00	ug/L	0.00
77) 1,4-Dichlorobenzene-d4	14.856	152	254542	50.00	ug/L	0.00
104) Tert Butyl Alcohol-d10	7.040	65	83583	250.00	ug/L	-0.02
System Monitoring Compounds						
35) Dibromofluoromethane	9.491	113	169596	51.58	ug/L	0.00
Spiked Amount 50.000	Range 83 - 118		Recovery = 103.16%			
45) 1,2-Dichloroethane-d4	10.150	65	224154	54.66	ug/L	0.00
Spiked Amount 50.000	Range 79 - 125		Recovery = 109.32%			
56) Toluene-d8	11.966	98	693620	48.50	ug/L	0.00
Spiked Amount 50.000	Range 85 - 112		Recovery = 97.00%			
78) 4-Bromofluorobenzene	14.082	174	201497	50.65	ug/L	0.00
Spiked Amount 50.000	Range 83 - 118		Recovery = 101.30%			
Target Compounds						Qvalue

(#) = qualifier out of range (m) = manual integration (+) = signals summed

Quantitation Report (QT Reviewed)

Data Path : C:\msdchem\1\data\2018-12-18\
Data File : 3C3224.D
Acq On : 18 Dec 2018 4:40 pm
Operator : seanp
Sample : FA60039-15
Misc : MS42163,V3C123,,,,,
ALS Vial : 60 Sample Multiplier: 1

Quant Time: Dec 18 17:11:14 2018
Quant Method : C:\msdchem\1\methods\2018-12-14APP9-3C_AQ.m
Quant Title : SW-846 Method 5035A/8260B
QLast Update : Mon Dec 17 15:54:58 2018
Response via : Initial Calibration

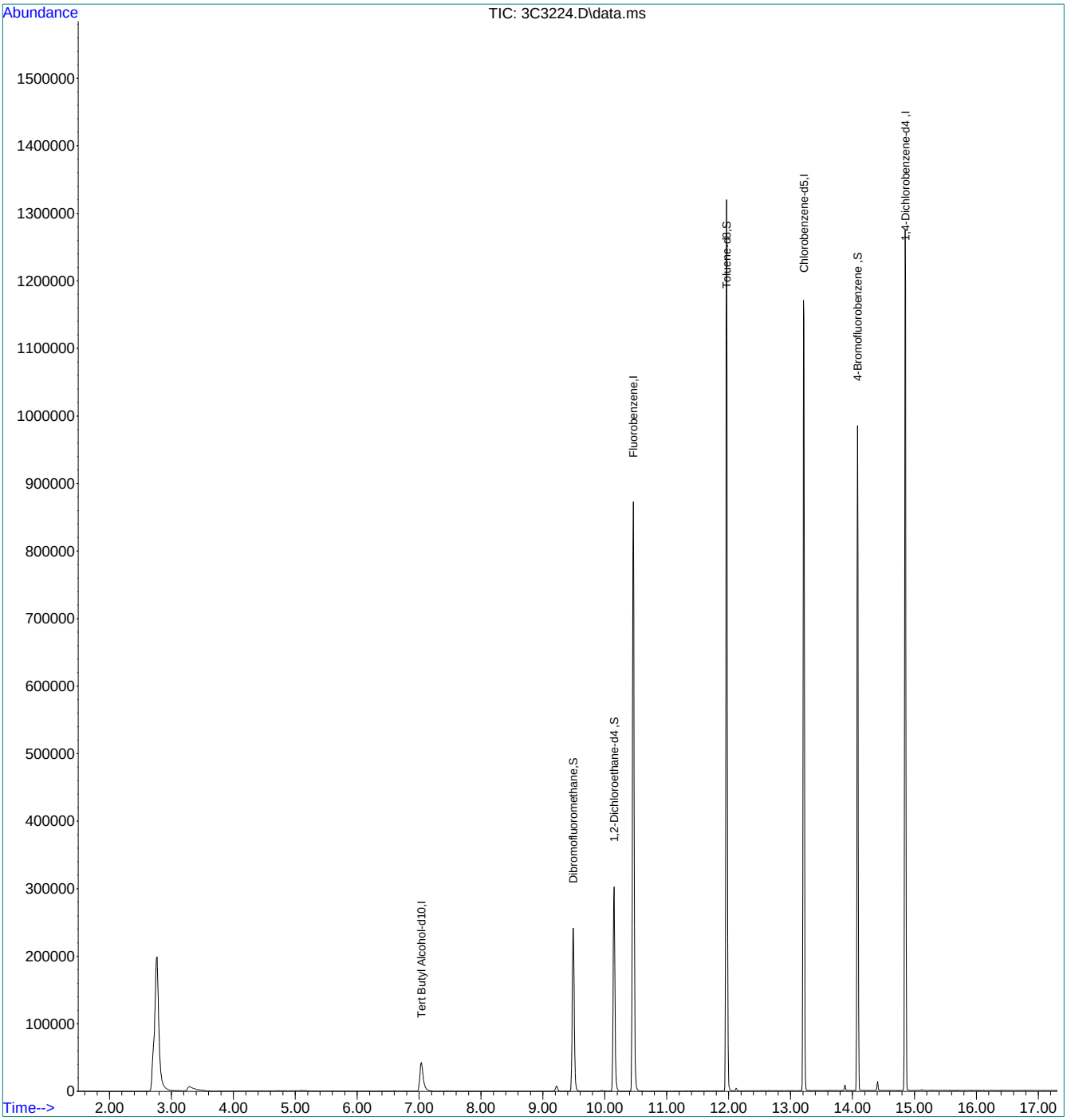

Quantitation Report (QT Reviewed)

Data Path : C:\msdchem\2\DATA\121418\
Data File : I59345.D
Acq On : 14 Dec 2018 10:37 am
Operator : ANAJ
Sample : MB Inst : MSVOA16
Misc : MS42113,VI1805,,,,,
ALS Vial : 4 Sample Multiplier: 1

Quant Time: Dec 14 10:55:27 2018
Quant Method : C:\msdchem\2\METHODS\I-December1218.M
Quant Title : SW-846 Method 5035A/8260B
QLast Update : Wed Dec 12 16:08:16 2018
Response via : Initial Calibration

Compound	R.T.	QIon	Response	Conc	Units	Dev(Min)
Internal Standards						
1) Fluorobenzene	9.404	96	1004746	50.00	ug/L	0.00
56) Chlorobenzene-d5	12.453	117	716387	50.00	ug/L	0.00
78) 1,4-Dichlorobenzene-d4	14.129	152	387934	50.00	ug/L	0.00
106) Tert Butyl Alcohol-d10	5.613	65	70185	250.00	ug/L	-0.02
System Monitoring Compounds						
36) Dibromofluoromethane	8.069	113	289830	48.81	ug/L	0.00
Spiked Amount 50.000	Range 83 - 118		Recovery = 97.62%			
46) 1,2-Dichloroethane-d4	8.984	65	387480	48.46	ug/L	0.00
Spiked Amount 50.000	Range 79 - 125		Recovery = 96.92%			
57) Toluene-d8	11.148	98	949041	49.33	ug/L	0.00
Spiked Amount 50.000	Range 85 - 112		Recovery = 98.66%			
79) 4-Bromofluorobenzene	13.349	174	291262	49.51	ug/L	0.00
Spiked Amount 50.000	Range 83 - 118		Recovery = 99.02%			
Target Compounds						Qvalue
102) Hexachlorobutadiene	15.373	225	1949	0.37	ug/L	92

(#) = qualifier out of range (m) = manual integration (+) = signals summed

Quantitation Report (QT Reviewed)

Data Path : C:\msdchem\2\DATA\121418\
Data File : I59345.D
Acq On : 14 Dec 2018 10:37 am
Operator : ANAJ
Sample : MB Inst : MSVOA16
Misc : MS42113,VI1805,,,,,
ALS Vial : 4 Sample Multiplier: 1

Quant Time: Dec 14 10:55:27 2018
Quant Method : C:\msdchem\2\METHODS\I-December1218.M
Quant Title : SW-846 Method 5035A/8260B
QLast Update : Wed Dec 12 16:08:16 2018
Response via : Initial Calibration

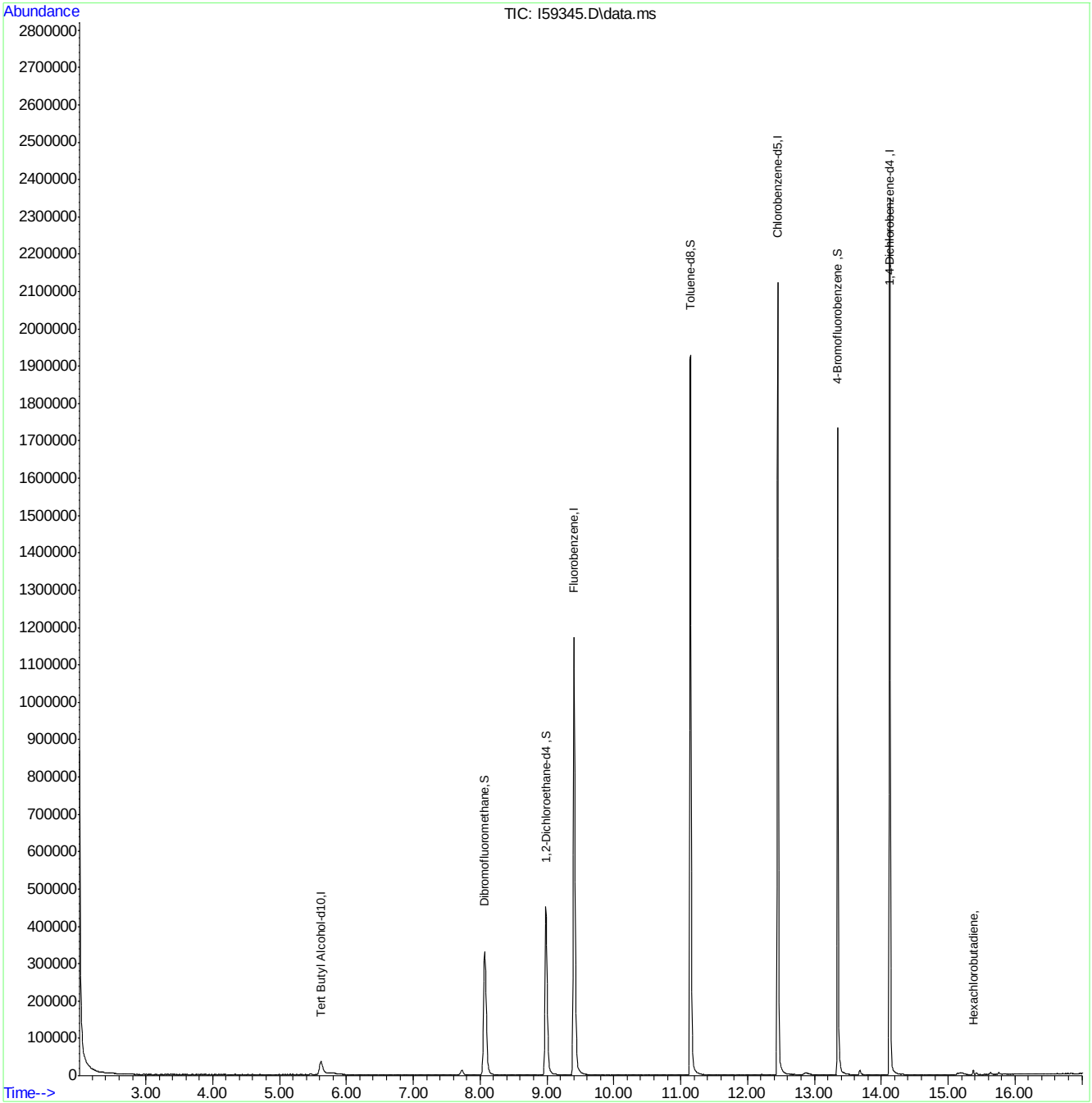

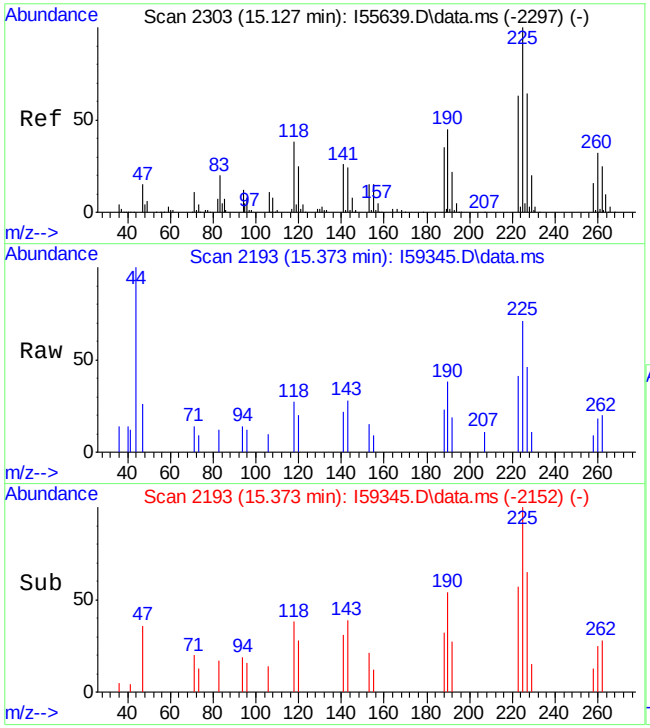

#102
Hexachlorobutadiene
Concen: 0.37 ug/L
RT: 15.373 min Scan# 2193
Delta R.T. -0.000 min
Lab File: I59345.D
Acq: 14 Dec 2018 10:37 am

Tgt Ion:225 Resp: 1949

Ion	Ratio	Lower	Upper
225	100		
190	53.8	20.0	80.0
118	38.2	16.8	76.8
260	25.5	0.0	57.2

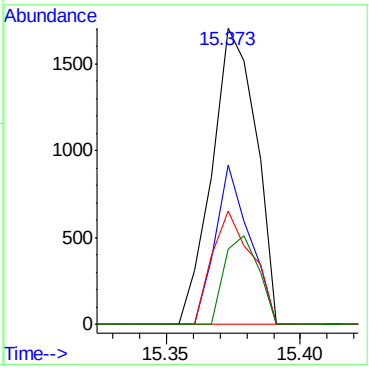

Quantitation Report (QT Reviewed)

Data Path : C:\msdchem\2\DATA\121718\
Data File : C0129255.D
Acq On : 17 Dec 2018 10:55 am
Operator : SHANICAO
Sample : MB Inst : MSVOA5
Misc : MS42136,VC5130,,,,,
ALS Vial : 5 Sample Multiplier: 1

Quant Time: Dec 18 08:17:31 2018
Quant Method : C:\msdchem\2\METHODS\RTXVMS121118.M
Quant Title : SW-846 Method 5035A/8260B
QLast Update : Wed Dec 12 08:14:44 2018
Response via : Initial Calibration

Compound	R.T.	QIon	Response	Conc	Units	Dev(Min)
Internal Standards						
1) Fluorobenzene	10.558	96	869754	50.00	ug/L	0.00
56) Chlorobenzene-d5	13.441	117	624663	50.00	ug/L	0.00
78) 1,4-Dichlorobenzene-d4	15.102	152	306544	50.00	ug/L	0.00
106) Tert Butyl Alcohol-d10	6.871	65	229456	250.00	ug/L	-0.02
System Monitoring Compounds						
36) Dibromofluoromethane	9.499	113	199368	47.84	ug/L	0.00
Spiked Amount 50.000	Range 83 - 118		Recovery = 95.68%			
46) 1,2-Dichloroethane-d4	10.217	65	273326	49.80	ug/L	0.00
Spiked Amount 50.000	Range 79 - 125		Recovery = 99.60%			
57) Toluene-d8	12.158	98	864703	48.24	ug/L	0.00
Spiked Amount 50.000	Range 85 - 112		Recovery = 96.48%			
79) 4-Bromofluorobenzene	14.324	174	241087	50.52	ug/L	0.00
Spiked Amount 50.000	Range 83 - 118		Recovery = 101.04%			
Target Compounds						Qvalue

(#) = qualifier out of range (m) = manual integration (+) = signals summed

Quantitation Report (QT Reviewed)

Data Path : C:\msdchem\2\DATA\121718\
Data File : C0129255.D
Acq On : 17 Dec 2018 10:55 am
Operator : SHANICAO
Sample : MB Inst : MSVOA5
Misc : MS42136,VC5130,,,,,
ALS Vial : 5 Sample Multiplier: 1

Quant Time: Dec 18 08:17:31 2018
Quant Method : C:\msdchem\2\METHODS\RTXVMS121118.M
Quant Title : SW-846 Method 5035A/8260B
QLast Update : Wed Dec 12 08:14:44 2018
Response via : Initial Calibration

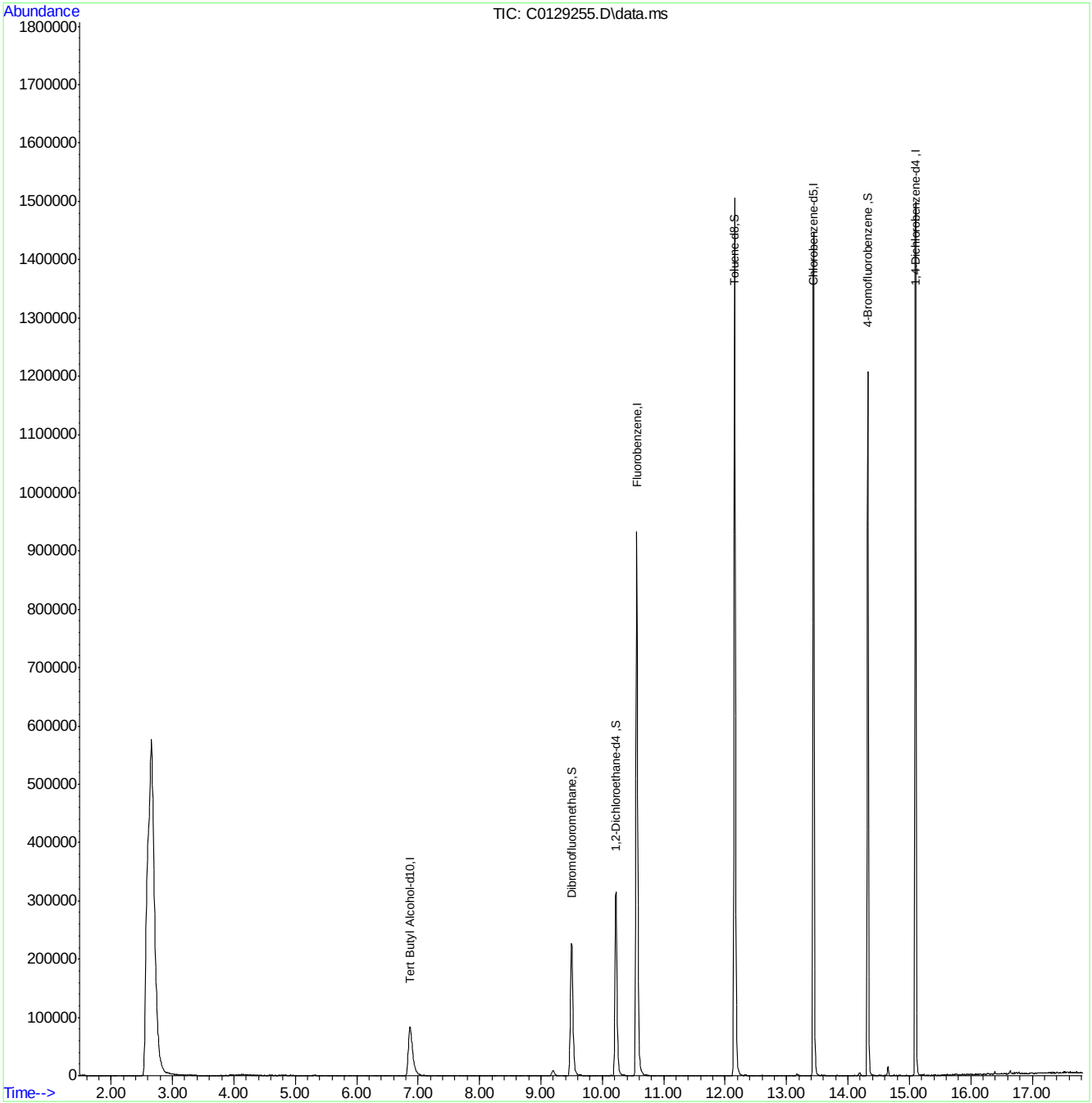

Quantitation Report (QT Reviewed)

Data Path : C:\msdchem\1\data\2018-12-17\
Data File : 3C3188.D
Acq On : 17 Dec 2018 4:22 pm
Operator : seanp
Sample : MB
Misc : MS42127,V3C122,,,,,
ALS Vial : 54 Sample Multiplier: 1

Quant Time: Dec 17 16:41:36 2018
Quant Method : C:\msdchem\1\methods\2018-12-14APP9-3C_AQ.m
Quant Title : SW-846 Method 5035A/8260B
QLast Update : Mon Dec 17 15:54:58 2018
Response via : Initial Calibration

Compound	R.T.	QIon	Response	Conc	Units	Dev(Min)
Internal Standards						
1) Fluorobenzene	10.461	96	896622	50.00	ug/L	0.00
55) Chlorobenzene-d5	13.210	117	641171	50.00	ug/L	0.00
77) 1,4-Dichlorobenzene-d4	14.856	152	304079	50.00	ug/L	0.00
104) Tert Butyl Alcohol-d10	7.035	65	116395	250.00	ug/L	-0.02
System Monitoring Compounds						
35) Dibromofluoromethane	9.485	113	206074	49.59	ug/L	0.00
Spiked Amount 50.000	Range 83 - 118		Recovery = 99.18%			
45) 1,2-Dichloroethane-d4	10.150	65	261393	50.43	ug/L	0.00
Spiked Amount 50.000	Range 79 - 125		Recovery = 100.86%			
56) Toluene-d8	11.967	98	861067	49.27	ug/L	0.00
Spiked Amount 50.000	Range 85 - 112		Recovery = 98.54%			
78) 4-Bromofluorobenzene	14.082	174	241465	50.81	ug/L	0.00
Spiked Amount 50.000	Range 83 - 118		Recovery = 101.62%			
Target Compounds						Qvalue

(#) = qualifier out of range (m) = manual integration (+) = signals summed

Quantitation Report (QT Reviewed)

Data Path : C:\msdchem\1\data\2018-12-17\
Data File : 3C3188.D
Acq On : 17 Dec 2018 4:22 pm
Operator : seanp
Sample : MB
Misc : MS42127,V3C122,,,,,
ALS Vial : 54 Sample Multiplier: 1

Quant Time: Dec 17 16:41:36 2018
Quant Method : C:\msdchem\1\methods\2018-12-14APP9-3C_AQ.m
Quant Title : SW-846 Method 5035A/8260B
QLast Update : Mon Dec 17 15:54:58 2018
Response via : Initial Calibration

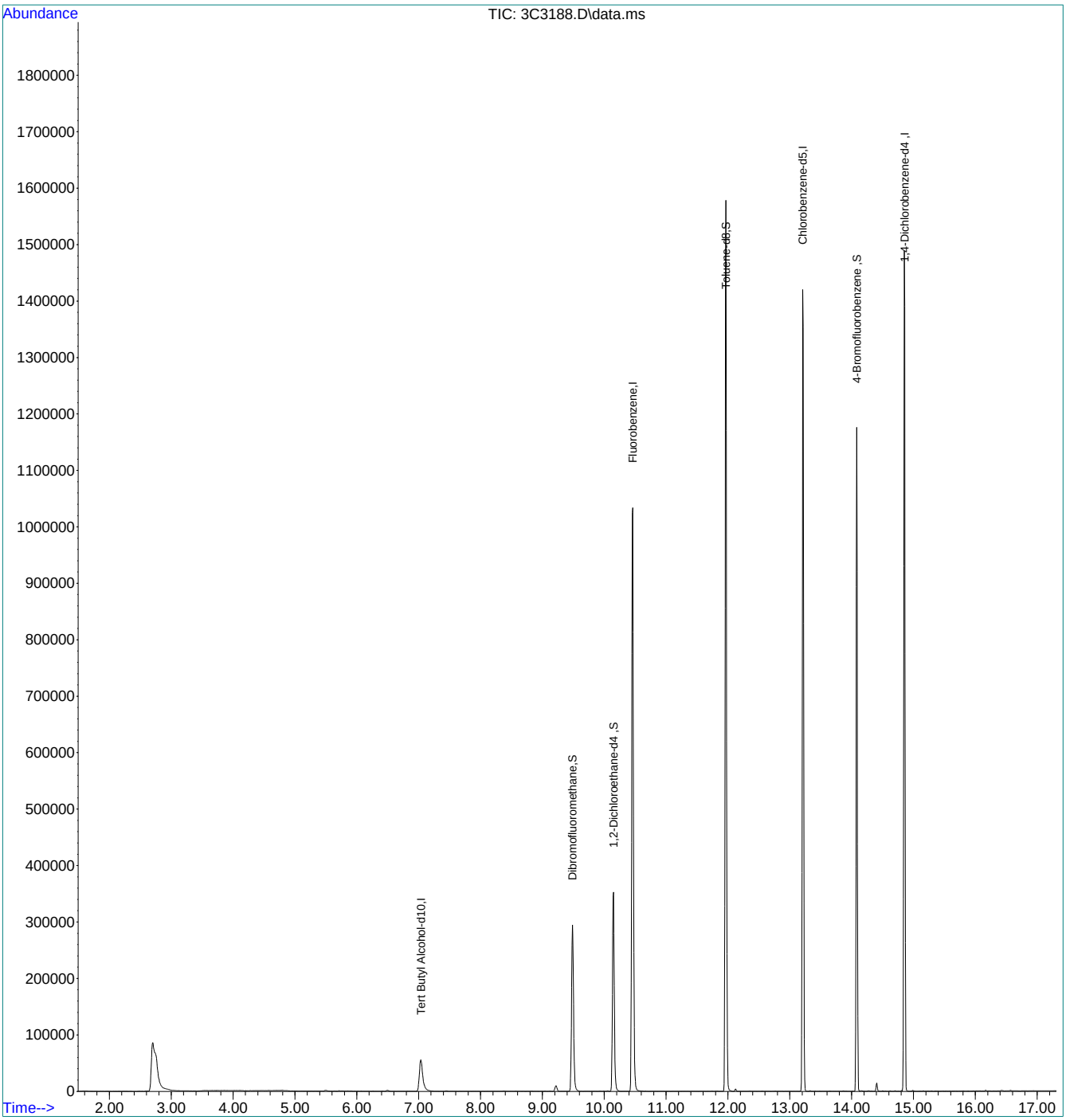

Quantitation Report (QT Reviewed)

Data Path : C:\msdchem\1\data\JenniferF\12-20-2018\vc5132\
Data File : C0129305.D
Acq On : 18 Dec 2018 10:03 am
Operator : SHANICAO
Sample : MB Inst : MSVOA5
Misc : MS42146,VC5134,,,,,
ALS Vial : 5 Sample Multiplier: 1

Quant Method : C:\msdchem\1\methods\RTXVMS121118.M
Quant Results File: RTXVMS121118.RES
Quant Time: Dec 20 00:58:39 2018
Quant Title : SW-846 Method 5035A/8260B
QLast Update : Wed Dec 12 08:14:44 2018
Response via : Initial Calibration

Compound	R.T.	QIon	Response	Conc	Units	Dev(Min)
Internal Standards						
1) Fluorobenzene	10.558	96	793575	50.00	ug/L	0.00
56) Chlorobenzene-d5	13.442	117	569863	50.00	ug/L	0.00
78) 1,4-Dichlorobenzene-d4	15.102	152	280496	50.00	ug/L	0.00
106) Tert Butyl Alcohol-d10	6.871	65	240763	250.00	ug/L	-0.02
System Monitoring Compounds						
36) Dibromofluoromethane	9.499	113	189377	49.81	ug/L	0.00
Spiked Amount 50.000	Range 83 - 118		Recovery = 99.62%			
46) 1,2-Dichloroethane-d4	10.223	65	238121	47.55	ug/L	0.00
Spiked Amount 50.000	Range 79 - 125		Recovery = 95.10%			
57) Toluene-d8	12.158	98	796523	48.71	ug/L	0.00
Spiked Amount 50.000	Range 85 - 112		Recovery = 97.42%			
79) 4-Bromofluorobenzene	14.324	174	219943	50.37	ug/L	0.00
Spiked Amount 50.000	Range 83 - 118		Recovery = 100.74%			
Target Compounds						Qvalue

(#) = qualifier out of range (m) = manual integration (+) = signals summed

Quantitation Report (QT Reviewed)

Data Path : C:\msdchem\1\data\JenniferF\12-20-2018\vc5132\
Data File : C0129305.D
Acq On : 18 Dec 2018 10:03 am
Operator : SHANICAO
Sample : MB Inst : MSVOA5
Misc : MS42146,VC5134,,,,,
ALS Vial : 5 Sample Multiplier: 1

Quant Method : C:\msdchem\1\methods\RTXVMS121118.M
Quant Results File: RTXVMS121118.RES
Quant Time: Dec 20 00:58:39 2018
Quant Title : SW-846 Method 5035A/8260B
QLast Update : Wed Dec 12 08:14:44 2018
Response via : Initial Calibration

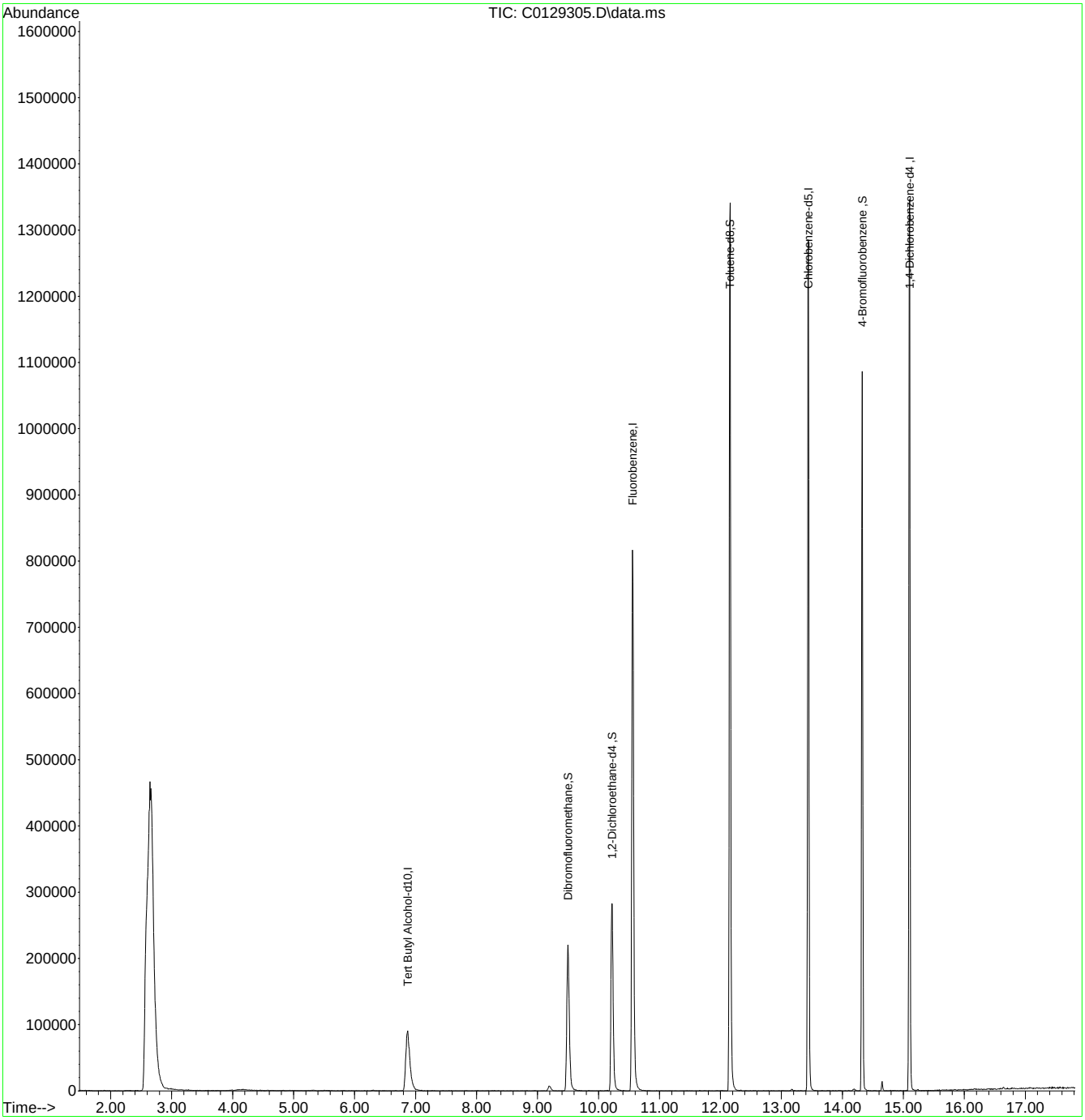

Quantitation Report (QT Reviewed)

Data Path : C:\msdchem\1\data\2018-12-18\
Data File : 3C3218.D
Acq On : 18 Dec 2018 1:52 pm
Operator : seanp
Sample : MB
Misc : MS42126,V3C123,,,,,
ALS Vial : 54 Sample Multiplier: 1

Quant Time: Dec 18 15:22:32 2018
Quant Method : C:\msdchem\1\methods\2018-12-14APP9-3C_AQ.m
Quant Title : SW-846 Method 5035A/8260B
QLast Update : Mon Dec 17 15:54:58 2018
Response via : Initial Calibration

Compound	R.T.	QIon	Response	Conc	Units	Dev(Min)
Internal Standards						
1) Fluorobenzene	10.461	96	791445	50.00	ug/L	0.00
55) Chlorobenzene-d5	13.216	117	571276	50.00	ug/L	0.00
77) 1,4-Dichlorobenzene-d4	14.856	152	272929	50.00	ug/L	0.00
104) Tert Butyl Alcohol-d10	7.041	65	86146	250.00	ug/L	-0.02
System Monitoring Compounds						
35) Dibromofluoromethane	9.485	113	186080	50.73	ug/L	0.00
Spiked Amount 50.000	Range 83 - 118		Recovery = 101.46%			
45) 1,2-Dichloroethane-d4	10.150	65	241185	52.72	ug/L	0.00
Spiked Amount 50.000	Range 79 - 125		Recovery = 105.44%			
56) Toluene-d8	11.967	98	763368	49.02	ug/L	0.00
Spiked Amount 50.000	Range 85 - 112		Recovery = 98.04%			
78) 4-Bromofluorobenzene	14.082	174	215191	50.45	ug/L	0.00
Spiked Amount 50.000	Range 83 - 118		Recovery = 100.90%			
Target Compounds						Qvalue
15) Methylene Chloride	6.498	49	4945	0.74	ug/L	86

(#) = qualifier out of range (m) = manual integration (+) = signals summed

Quantitation Report (QT Reviewed)

Data Path : C:\msdchem\1\data\2018-12-18\
Data File : 3C3218.D
Acq On : 18 Dec 2018 1:52 pm
Operator : seanp
Sample : MB
Misc : MS42126,V3C123,,,,,
ALS Vial : 54 Sample Multiplier: 1

Quant Time: Dec 18 15:22:32 2018
Quant Method : C:\msdchem\1\methods\2018-12-14APP9-3C_AQ.m
Quant Title : SW-846 Method 5035A/8260B
QLast Update : Mon Dec 17 15:54:58 2018
Response via : Initial Calibration

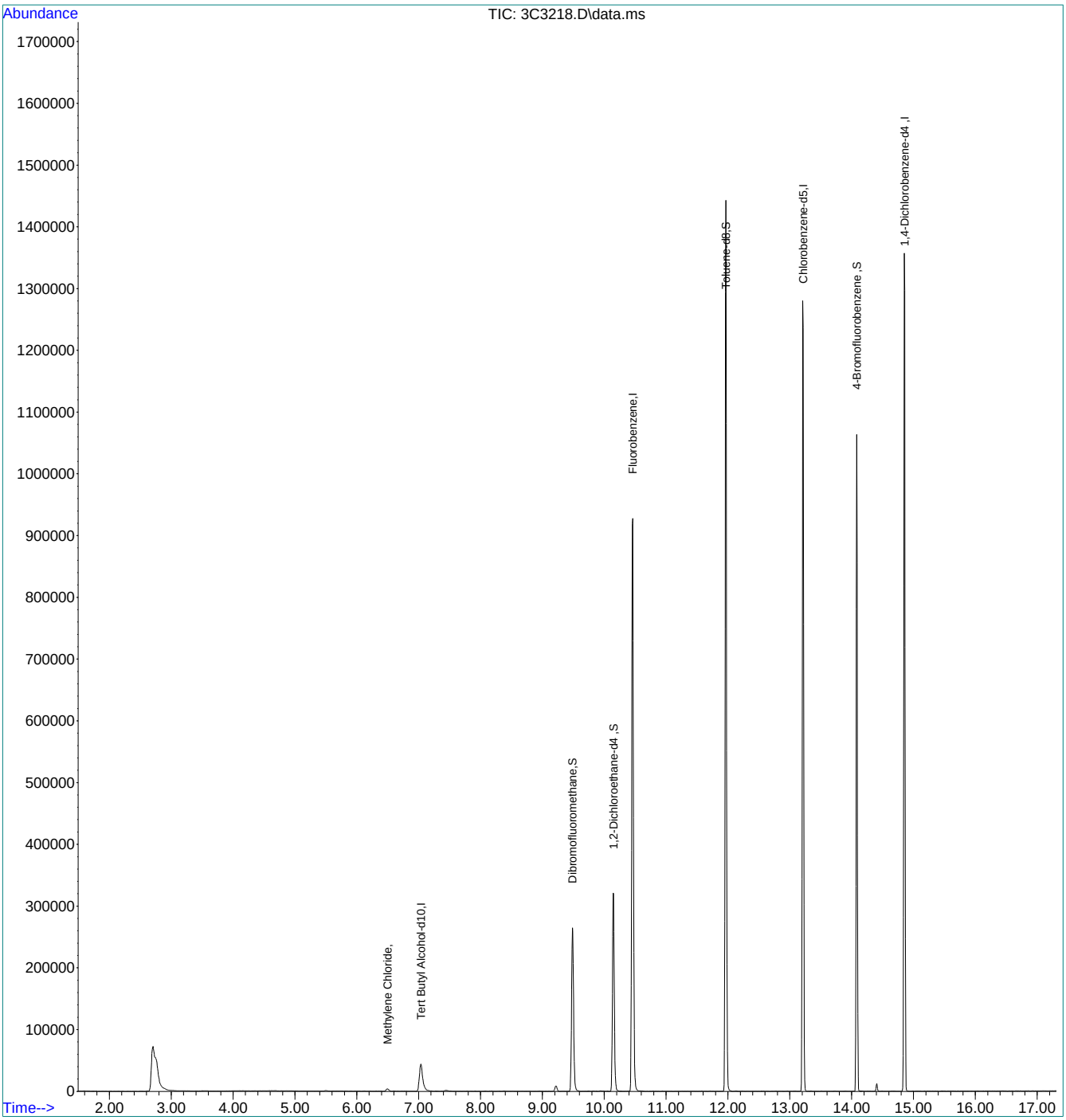

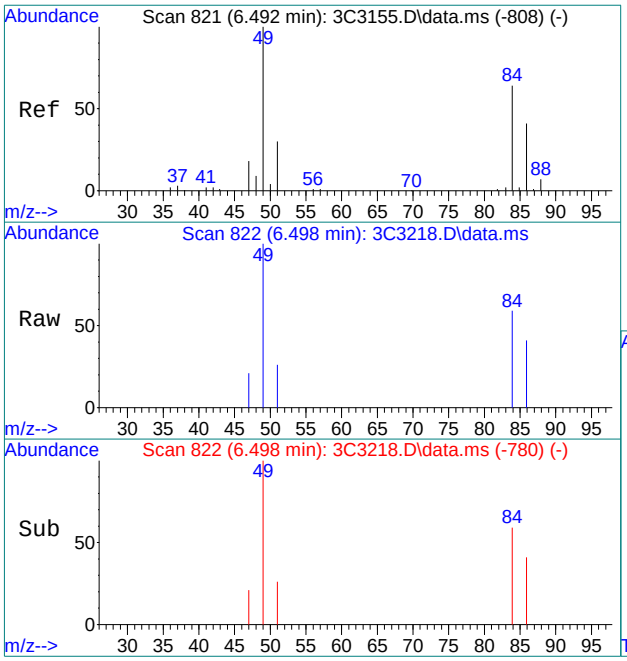

#15
Methylene Chloride
Concen: 0.74 ug/L
RT: 6.498 min Scan# 822
Delta R.T. 0.006 min
Lab File: 3C3218.D
Acq: 18 Dec 2018 1:52 pm

Tgt Ion: 49 Resp: 4945

Ion	Ratio	Lower	Upper
49	100		
84	59.2	44.6	104.6
86	40.7	19.0	79.0
51	25.9	0.0	59.8

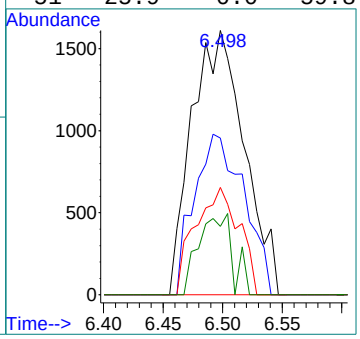

Quantitation Report (QT Reviewed)

Data Path : C:\msdchem\1\data\BON\DECEMBER2018\12-20-18\vc5135\
Data File : C0129330.D
Acq On : 18 Dec 2018 9:05 pm
Operator : SHANICAO
Sample : MB
Misc : MS42131,VC5135,,,,,
ALS Vial : 30 Sample Multiplier: 1

Quant Time: Dec 19 22:04:50 2018
Quant Method : C:\msdchem\1\methods\RTXVMS121118.M
Quant Title : SW-846 Method 5035A/8260B
QLast Update : Wed Dec 12 08:14:44 2018
Response via : Initial Calibration

Compound	R.T.	QIon	Response	Conc	Units	Dev(Min)
Internal Standards						
1) Fluorobenzene	10.564	96	837511	50.00	ug/L	0.00
56) Chlorobenzene-d5	13.441	117	617008	50.00	ug/L	0.00
78) 1,4-Dichlorobenzene-d4	15.102	152	312073	50.00	ug/L	0.00
106) Tert Butyl Alcohol-d10	6.865	65	227282	250.00	ug/L	-0.03
System Monitoring Compounds						
36) Dibromofluoromethane	9.499	113	195958	48.84	ug/L	0.00
Spiked Amount 50.000	Range 83 - 118		Recovery = 97.68%			
46) 1,2-Dichloroethane-d4	10.223	65	261758	49.53	ug/L	0.00
Spiked Amount 50.000	Range 79 - 125		Recovery = 99.06%			
57) Toluene-d8	12.158	98	843862	47.66	ug/L	0.00
Spiked Amount 50.000	Range 85 - 112		Recovery = 95.32%			
79) 4-Bromofluorobenzene	14.324	174	241347	49.68	ug/L	0.00
Spiked Amount 50.000	Range 83 - 118		Recovery = 99.36%			
Target Compounds						Qvalue
104) Naphthalene	16.641	128	3820	0.24	ug/L	92

(#) = qualifier out of range (m) = manual integration (+) = signals summed

Quantitation Report (QT Reviewed)

Data Path : C:\msdchem\1\data\BON\DECEMBER2018\12-20-18\vc5135\
Data File : C0129330.D
Acq On : 18 Dec 2018 9:05 pm
Operator : SHANICAO
Sample : MB
Misc : MS42131,VC5135,,,,,
ALS Vial : 30 Sample Multiplier: 1

Quant Time: Dec 19 22:04:50 2018
Quant Method : C:\msdchem\1\methods\RTXVMS121118.M
Quant Title : SW-846 Method 5035A/8260B
QLast Update : Wed Dec 12 08:14:44 2018
Response via : Initial Calibration



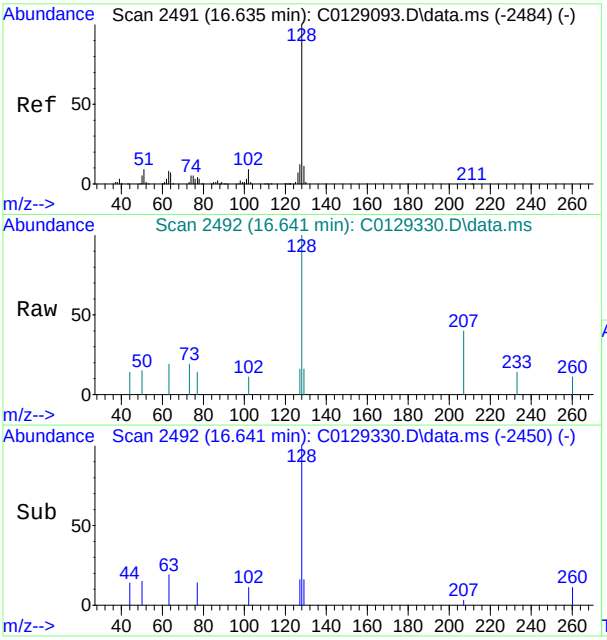

#104
Naphthalene
Concen: 0.24 ug/L
RT: 16.641 min Scan# 2492
Delta R.T. 0.006 min
Lab File: C0129330.D
Acq: 18 Dec 2018 9:05 pm

Tgt Ion:128 Resp: 3820

Ion	Ratio	Lower	Upper
128	100		
127	15.6	0.0	42.4

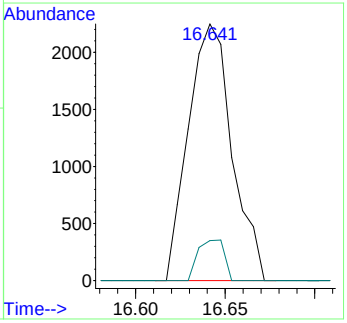

Quantitation Report (QT Reviewed)

Data Path : C:\msdchem\1\data\JenniferF\12-20-2018\vy1551\
Data File : Y39055.D
Acq On : 18 Dec 2018 10:14 pm
Operator : eileeng
Sample : mb Inst : MSVOA14-Y
Misc : MS42161,VY1551,,,,,
ALS Vial : 33 Sample Multiplier: 1

Quant Method : C:\msdchem\1\METHODS\Y-nov0818w.M
Quant Results File: Y-nov0818w.RES
Quant Time: Dec 19 23:38:38 2018
Quant Title : SW-846 Method 5035A/8260B
QLast Update : Fri Sep 14 08:38:11 2018
Response via : Initial Calibration

Compound	R.T.	QIon	Response	Conc	Units	Dev(Min)
Internal Standards						
1) Fluorobenzene	11.610	96	1117853	50.00	ug/L	0.00
56) Chlorobenzene-d5	14.639	117	997829	50.00	ug/L	0.00
78) 1,4-Dichlorobenzene-d4	16.329	152	537960	50.00	ug/L	0.00
105) Tert Butyl Alcohol-d10	7.511	65	99037	250.00	ug/L	-0.02
System Monitoring Compounds						
36) Dibromofluoromethane	10.431	113	286048	55.65	ug/L	0.00
Spiked Amount 50.000	Range 83 - 118		Recovery = 111.30%			
46) 1,2-Dichloroethane-d4	11.233	65	379137	58.59	ug/L	0.00
Spiked Amount 50.000	Range 79 - 125		Recovery = 117.18%			
57) Toluene-d8	13.313	98	1145683	45.19	ug/L	0.00
Spiked Amount 50.000	Range 85 - 112		Recovery = 90.38%			
79) 4-Bromofluorobenzene	15.545	174	399591	48.91	ug/L	0.00
Spiked Amount 50.000	Range 83 - 118		Recovery = 97.82%			
Target Compounds						Qvalue
13) Carbon Disulfide	5.736	76	3149	0.24	ug/L	72

(#) = qualifier out of range (m) = manual integration (+) = signals summed

Quantitation Report (QT Reviewed)

Data Path : C:\msdchem\1\data\JenniferF\12-20-2018\vy1551\
Data File : Y39055.D
Acq On : 18 Dec 2018 10:14 pm
Operator : eileeng
Sample : mb Inst : MSVOA14-Y
Misc : MS42161,VY1551,,,,,
ALS Vial : 33 Sample Multiplier: 1

Quant Method : C:\msdchem\1\METHODS\Y-nov0818w.M
Quant Results File: Y-nov0818w.RES
Quant Time: Dec 19 23:38:38 2018
Quant Title : SW-846 Method 5035A/8260B
QLast Update : Fri Sep 14 08:38:11 2018
Response via : Initial Calibration

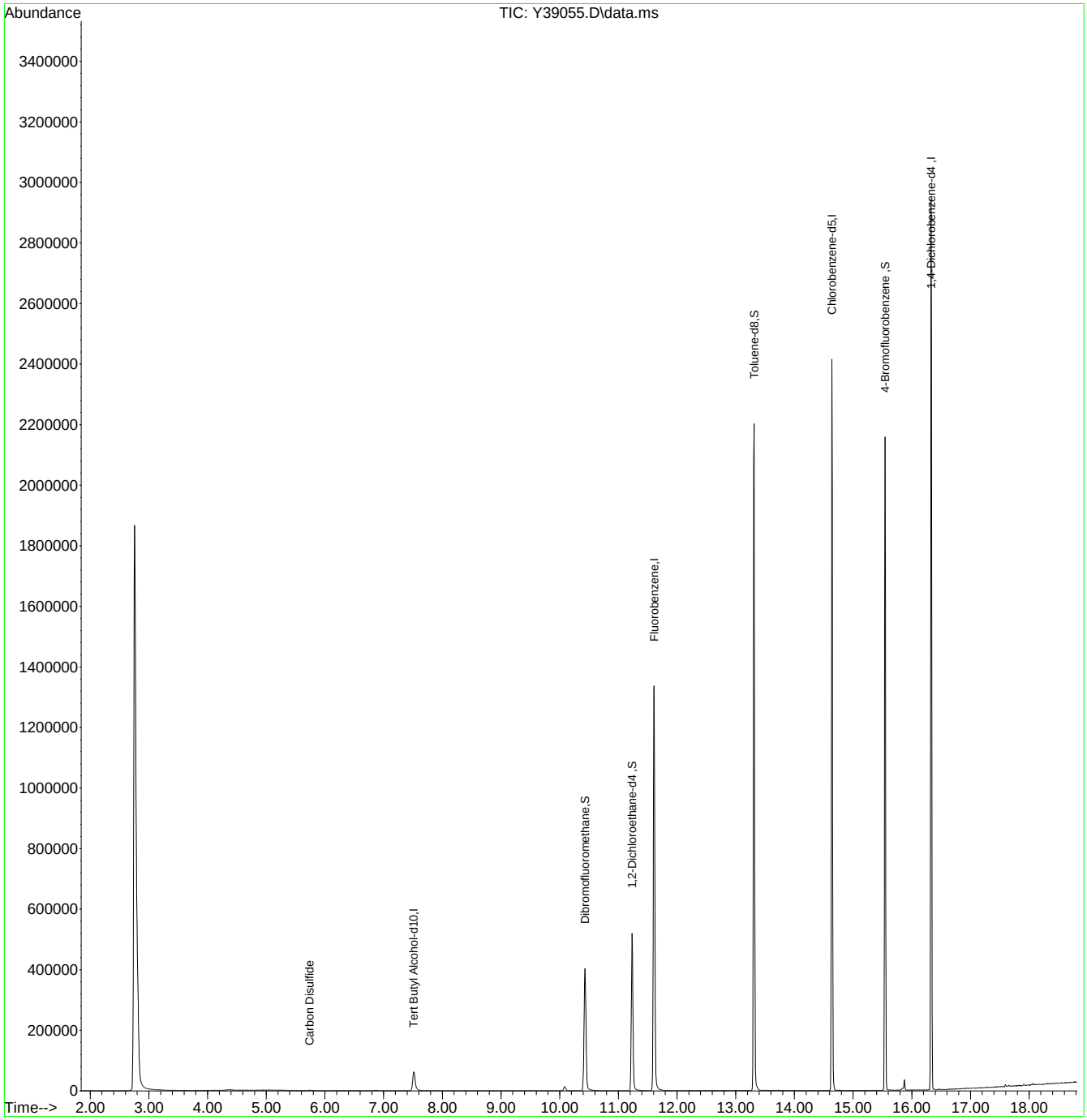

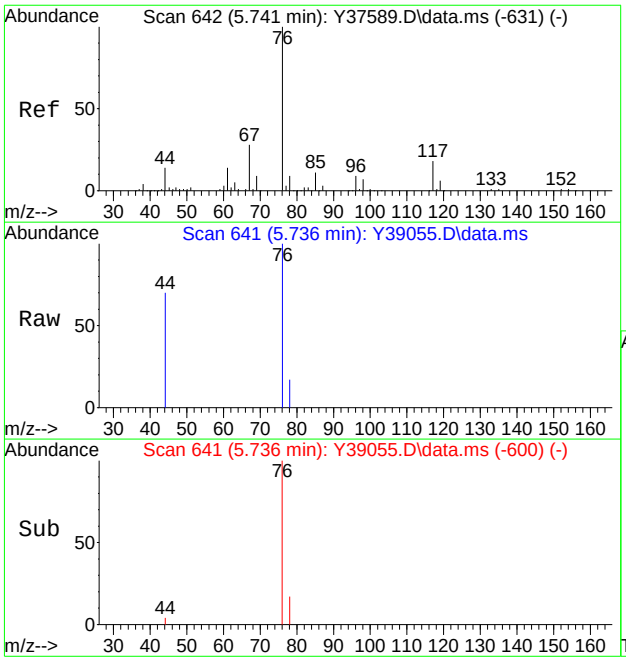

#13
Carbon Disulfide
Concen: 0.24 ug/L
RT: 5.736 min Scan# 641
Delta R.T. 0.000 min
Lab File: Y39055.D
Acq: 18 Dec 2018 10:14 pm

Tgt Ion: 76 Resp: 3149

Ion	Ratio	Lower	Upper
76	100		
44	25.6	0.0	44.0

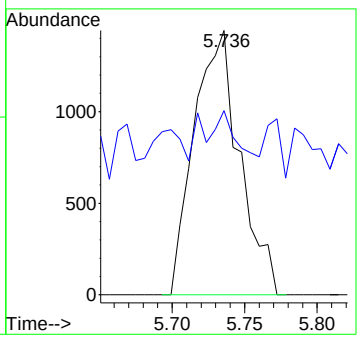

Quantitation Report (QT Reviewed)

Data Path : C:\msdchem\1\data\BON\DECEMBER2018\12-21-18\v1a560\
Data File : 1A14693.D
Acq On : 19 Dec 2018 8:57 am
Operator : stutip
Sample : mb
Misc : MS42166,V1A560,,,,,
ALS Vial : 6 Sample Multiplier: 1

Quant Time: Dec 20 20:22:34 2018
Quant Method : C:\msdchem\1\methods\2018-12-13APP91A.m
Quant Title : SW-846 Method 5035A/8260B
QLast Update : Mon Dec 17 15:07:57 2018
Response via : Initial Calibration

Compound	R.T.	QIon	Response	Conc	Units	Dev(Min)
Internal Standards						
1) Fluorobenzene	10.946	96	954719	50.00	ug/L	0.00
57) Chlorobenzene-d5	13.793	117	766829	50.00	ug/L	0.00
80) 1,4-Dichlorobenzene-d4	15.457	152	417360	50.00	ug/L	0.00
107) Tert Butyl Alcohol-d10	7.294	65	231938	250.00	ug/L	-0.03
System Monitoring Compounds						
36) Dibromofluoromethane	9.928	113	246001	49.68	ug/L	0.00
Spiked Amount 50.000	Range 83 - 118		Recovery = 99.36%			
46) 1,2-Dichloroethane-d4	10.610	65	268220	50.69	ug/L	0.00
Spiked Amount 50.000	Range 79 - 125		Recovery = 101.38%			
58) Toluene-d8	12.512	98	966821	47.41	ug/L	0.00
Spiked Amount 50.000	Range 85 - 112		Recovery = 94.82%			
59) a,a,a-Trifluorotoluene	11.848	146	2653	19.71	ug/L	0.01
Spiked Amount 250.000	Range 75 - 126		Recovery = 7.88%#			
81) 4-Bromofluorobenzene	14.677	174	333816	49.25	ug/L	0.00
Spiked Amount 50.000	Range 83 - 118		Recovery = 98.50%			
Target Compounds						Qvalue
13) Carbon Disulfide	5.721	76	4347	0.32	ug/L	98
105) Naphthalene	17.066	128	6361	0.22	ug/L	96

(#) = qualifier out of range (m) = manual integration (+) = signals summed

Quantitation Report (QT Reviewed)

Data Path : C:\msdchem\1\data\BON\DECEMBER2018\12-21-18\v1a560\
Data File : 1A14693.D
Acq On : 19 Dec 2018 8:57 am
Operator : stutip
Sample : mb
Misc : MS42166,V1A560,,,,,
ALS Vial : 6 Sample Multiplier: 1

Quant Time: Dec 20 20:22:34 2018
Quant Method : C:\msdchem\1\methods\2018-12-13APP91A.m
Quant Title : SW-846 Method 5035A/8260B
QLast Update : Mon Dec 17 15:07:57 2018
Response via : Initial Calibration



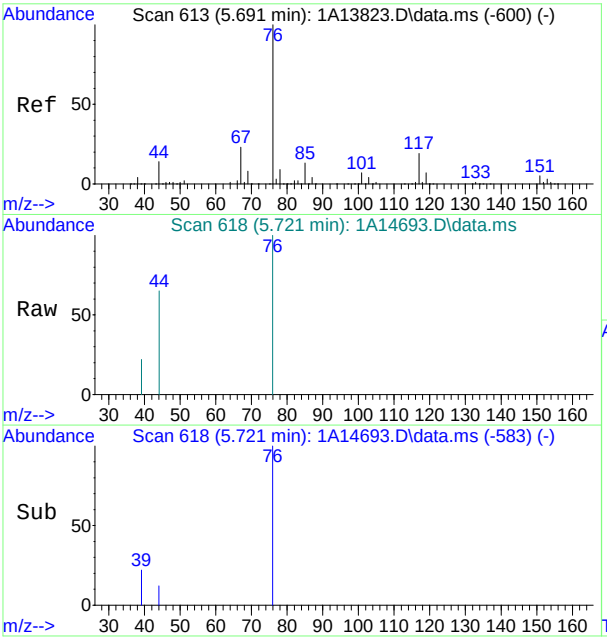

#13
Carbon Disulfide
Concen: 0.32 ug/L
RT: 5.721 min Scan# 618
Delta R.T. 0.012 min
Lab File: 1A14693.D
Acq: 19 Dec 2018 8:57 am

Tgt Ion: 76 Resp: 4347

Ion	Ratio	Lower	Upper
76	100		
44	12.8	0.0	43.7

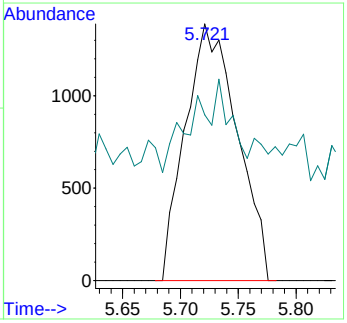

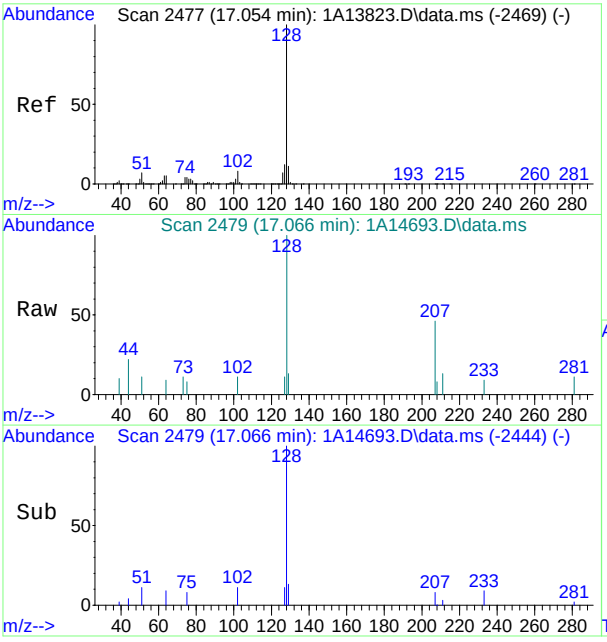

#105
Naphthalene
Concen: 0.22 ug/L
RT: 17.066 min Scan# 2479
Delta R.T. 0.012 min
Lab File: 1A14693.D
Acq: 19 Dec 2018 8:57 am

Tgt Ion:128 Resp: 6361

Ion	Ratio	Lower	Upper
128	100		
127	11.1	0.0	42.5

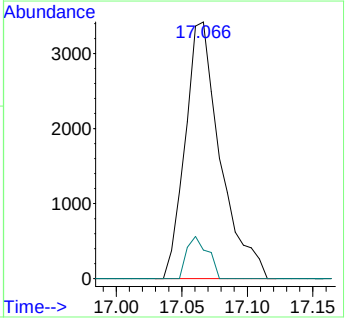

Manual Integrations APPROVED (compounds with "m" flag)
Melissa Mangual 12/17/18 11:00

Quantitation Report (QT Reviewed)

Data Path : C:\msdchem\2\DATA\121418\
Data File : I59344.D
Acq On : 14 Dec 2018 10:11 am
Operator : ANAJ
Sample : BS Inst : MSVOA16
Misc : MS42113,VI1805,,,,,
ALS Vial : 3 Sample Multiplier: 1

Quant Time: Dec 14 10:37:46 2018
Quant Method : C:\msdchem\2\METHODS\I-December1218.M
Quant Title : SW-846 Method 5035A/8260B
QLast Update : Wed Dec 12 16:08:16 2018
Response via : Initial Calibration

Compound	R.T.	QIon	Response	Conc	Units	Dev(Min)
Internal Standards						
1) Fluorobenzene	9.404	96	1093999	50.00	ug/L	0.00
56) Chlorobenzene-d5	12.453	117	794234	50.00	ug/L	0.00
78) 1,4-Dichlorobenzene-d4	14.123	152	428377	50.00	ug/L	0.00
106) Tert Butyl Alcohol-d10	5.625	65	68235	250.00	ug/L	0.00
System Monitoring Compounds						
36) Dibromofluoromethane	8.063	113	304929	47.16	ug/L	0.00
Spiked Amount 50.000	Range 83 - 118		Recovery = 94.32%			
46) 1,2-Dichloroethane-d4	8.984	65	398393	45.76	ug/L	0.00
Spiked Amount 50.000	Range 79 - 125		Recovery = 91.52%			
57) Toluene-d8	11.142	98	1064569	49.92	ug/L	0.00
Spiked Amount 50.000	Range 85 - 112		Recovery = 99.84%			
79) 4-Bromofluorobenzene	13.349	174	327121	50.36	ug/L	0.00
Spiked Amount 50.000	Range 83 - 118		Recovery = 100.72%			
Target Compounds						Qvalue
2) Dichlorodifluoromethane	2.156	85	231552	31.53	ug/L	95
3) Chloromethane	2.442	50	385396	27.49	ug/L	98
4) 1,3-Butadiene	2.595	39	155894	26.90	ug/L	96
5) Vinyl Chloride	2.558	62	201469	28.31	ug/L	97
6) Bromomethane	3.046	94	107146	23.75	ug/L	96
7) Chloroethane	3.253	64	73113	24.49	ug/L	97
8) Trichlorofluoromethane	3.442	101	255712	24.53	ug/L	99
9) Ethyl Ether	3.893	59	103027	21.83	ug/L	96
10) 1,2-Dichlorotrifluoroe...	4.253	67	174674	24.99	ug/L	97
11) 1,1-Dichloroethene	4.216	61	239574	23.47	ug/L	98
12) Freon 113	4.308	101	114078	19.49	ug/L	97
13) Carbon Disulfide	4.235	76	346596	21.86	ug/L	97
14) Iodomethane	4.436	142	179235	22.71	ug/L	97
15) Allyl chloride	4.899	41	189723	23.04	ug/L	96
16) Methylene Chloride	5.125	49	204765	23.89	ug/L	97
17) Acetone	5.143	43	158411	103.84	ug/L	94
18) Methyl acetate	5.356	43	456433	117.25	ug/L	98
19) trans-1,2-Dichloroethene	5.320	61	233857	24.91	ug/L	100
20) Hexane	5.460	56	216201	23.96	ug/L	98
21) Methyl Tert Butyl Ether	5.533	73	228543	24.79	ug/L	95
22) Acetonitrile	5.850	41	220502	282.05	ug/L	97
23) Di-isopropyl ether	6.167	45	638905	24.86	ug/L	99
24) Chloroprene	6.271	53	333428	25.45	ug/L	99
25) 1,1-Dichloroethane	6.301	63	382028	24.86	ug/L	100
26) Acrylonitrile	6.375	53	319936	122.43	ug/L	99
27) ETBE	6.789	59	383901	24.37	ug/L	98
28) Vinyl acetate	6.765	43	2200828	123.38	ug/L	99
29) cis-1,2-Dichloroethene	7.240	96	170627	26.80	ug/L	96
30) 2,2-Dichloropropane	7.417	77	89138	29.18	ug/L	97
31) Bromochloromethane	7.582	128	84070	23.23	ug/L	99
32) Cyclohexane	7.606	56	379185	24.43	ug/L	97
33) Chloroform	7.740	83	320823	23.00	ug/L	99
34) Ethyl acetate	7.996	43	810370	129.48	ug/L	100

Quantitation Report (QT Reviewed)

Data Path : C:\msdchem\2\DATA\121418\
Data File : I59344.D
Acq On : 14 Dec 2018 10:11 am
Operator : ANAJ
Sample : BS Inst : MSVOA16
Misc : MS42113,VI1805,,,,,
ALS Vial : 3 Sample Multiplier: 1

Quant Time: Dec 14 10:37:46 2018
Quant Method : C:\msdchem\2\METHODS\I-December1218.M
Quant Title : SW-846 Method 5035A/8260B
QLast Update : Wed Dec 12 16:08:16 2018
Response via : Initial Calibration

Compound	R.T.	QIon	Response	Conc	Units	Dev(Min)
35) Tetrahydrofuran	8.039	42	101556m	24.14	ug/L	
37) Carbon Tetrachloride	7.984	117	224215	23.43	ug/L	99
38) 1,1,1-Trichloroethane	8.100	97	265071	23.23	ug/L	99
39) 2-Butanone	8.307	43	333465	130.97	ug/L	99
40) 1,1-Dichloropropene	8.338	75	234345	25.19	ug/L	99
41) tert-Butyl formate	8.557	59	658771	221.68	ug/L	99
42) Propionitrile	8.789	54	219737	247.24	ug/L	100
43) Methacrylonitrile	8.831	41	1101267	237.21	ug/L	98
44) Benzene	8.770	78	655996	26.02	ug/L	99
45) TAME	9.020	73	268977	24.83	ug/L	99
47) 1,2-Dichloroethane	9.087	62	274052	21.86	ug/L	97
48) Trichloroethene	9.642	95	182422	24.26	ug/L	99
49) Methylcyclohexane	9.630	83	303602	25.34	ug/L	99
50) Dibromomethane	10.136	93	101766	23.37	ug/L	99
51) 1,2-Dichloropropane	10.240	63	201957	25.80	ug/L	99
52) Bromodichloromethane	10.331	83	224824	23.39	ug/L	98
53) Methyl methacrylate	10.514	41	104351	24.03	ug/L	97
54) 2-Chloroethyl vinyl ether	10.910	63	543455	136.30	ug/L	98
55) cis-1,3-Dichloropropene	10.965	75	269052	22.82	ug/L	97
58) Toluene	11.191	91	696682	24.68	ug/L	99
59) 2-Nitropropane	11.380	41	169117	107.32	ug/L	97
60) 4-Methyl-2-pentanone	11.520	43	848927	125.66	ug/L	99
61) trans-1,3-Dichloropropene	11.563	75	236130	24.63	ug/L	97
62) Tetrachloroethene	11.550	166	186979	25.43	ug/L	99
63) Ethyl methacrylate	11.697	69	151042	23.86	ug/L	93
64) 1,1,2-Trichloroethane	11.697	83	125828	24.26	ug/L	97
65) Dibromochloromethane	11.855	129	159145	23.83	ug/L	99
66) 1,3-Dichloropropane	11.922	76	241044	24.26	ug/L	98
67) 1,2-Dibromoethane	12.050	107	131906	24.60	ug/L	99
68) 2-hexanone	12.209	43	679876	117.40	ug/L	98
69) 1-Chlorohexane	12.434	91	235229	23.74	ug/L	99
70) Ethylbenzene	12.477	91	819069	25.16	ug/L	97
71) Chlorobenzene	12.465	112	444291	23.66	ug/L	97
72) 1,1,1,2-Tetrachloroethane	12.514	131	157273	23.26	ug/L	98
73) m,p-Xylene	12.587	91	1256416	52.20	ug/L	98
74) o-Xylene	12.910	91	664448	25.11	ug/L	99
75) Styrene	12.946	104	458478	25.05	ug/L	97
76) Bromoform	12.983	173	92370	23.84	ug/L	98
77) Isopropylbenzene	13.129	105	739653	26.07	ug/L	100
80) cis-1,4-Dichloro-2-butene	13.379	53	60092	21.80	ug/L	93
81) n-Propylbenzene	13.428	91	983852	26.00	ug/L	99
82) Bromobenzene	13.434	156	190523	24.51	ug/L	99
83) 1,1,2,2-Tetrachloroethane	13.471	83	176353	23.82	ug/L	99
84) 1,3,5-Trimethylbenzene	13.550	105	631351	23.82	ug/L	98
85) 2-Chlorotoluene	13.666	91	590597	23.66	ug/L	98
86) trans-1,4-Dichloro-2-B...	13.593	53	53261	20.37	ug/L	97
87) 1,2,3-Trichloropropane	13.574	110	46482	22.98	ug/L	96
88) Cyclohexanone	13.617	55	26524	66.73	ug/L	97
89) 4-Chlorotoluene	13.666	91	590597	23.66	ug/L	98
90) tert-Butylbenzene	13.782	91	394943	23.33	ug/L	96

Quantitation Report (QT Reviewed)

Data Path : C:\msdchem\2\DATA\121418\
Data File : I59344.D
Acq On : 14 Dec 2018 10:11 am
Operator : ANAJ
Sample : BS Inst : MSVOA16
Misc : MS42113,VI1805,,,,,
ALS Vial : 3 Sample Multiplier: 1

Quant Time: Dec 14 10:37:46 2018
Quant Method : C:\msdchem\2\METHODS\I-December1218.M
Quant Title : SW-846 Method 5035A/8260B
QLast Update : Wed Dec 12 16:08:16 2018
Response via : Initial Calibration

Compound	R.T.	QIon	Response	Conc	Units		Dev(Min)
92) 1,2,4-Trimethylbenzene	13.824	105	641668	23.05	ug/L		99
93) Pentachloroethane	13.818	167	111502	22.14	ug/L		94
94) sec-Butylbenzene	13.904	105	862149	24.75	ug/L		100
95) 4-Isopropyltoluene	13.989	119	698514	24.74	ug/L		99
96) 1,3-Dichlorobenzene	14.080	146	369691	25.17	ug/L		99
97) 1,4-Dichlorobenzene	14.135	146	379990	22.99	ug/L		98
98) n-Butylbenzene	14.282	92	424896	24.48	ug/L		99
99) Benzyl Chloride	14.294	126	49892	22.44	ug/L	#	91
100) 1,2-Dichlorobenzene	14.428	146	347089	24.57	ug/L		99
101) 1,2-Dibromo-3-Chloropr...	14.964	75	24424	21.59	ug/L		92
102) Hexachlorobutadiene	15.373	225	143486	24.65	ug/L		99
103) 1,2,4-Trichlorobenzene	15.415	180	254692	24.42	ug/L		100
104) Naphthalene	15.629	128	445716	24.69	ug/L		99
105) 1,2,3-Trichlorobenzene	15.757	180	219200	22.98	ug/L		99
107) Ethanol	4.192	45	26640m	522.73	ug/L		
108) Acrolein	4.680	56	88863	101.66	ug/L		97
109) Tert Butyl Alcohol	5.741	59	143512	221.65	ug/L		95
110) Isobutyl alcohol	9.215	43	104055	445.94	ug/L		98
111) Tert Amyl Alcohol	9.337	59	69287	217.69	ug/L		99
112) 1,4-Dioxane	10.544	88	20504	485.80	ug/L		98
113) 3,3-Dimethyl-1-butanol	12.197	57	631553	1011.07	ug/L		99

(#) = qualifier out of range (m) = manual integration (+) = signals summed

Quantitation Report (QT Reviewed)

Data Path : C:\msdchem\2\DATA\121418\
Data File : I59344.D
Acq On : 14 Dec 2018 10:11 am
Operator : ANAJ
Sample : BS Inst : MSVOA16
Misc : MS42113,VI1805,,,,,
ALS Vial : 3 Sample Multiplier: 1

Quant Time: Dec 14 10:37:46 2018
Quant Method : C:\msdchem\2\METHODS\I-December1218.M
Quant Title : SW-846 Method 5035A/8260B
QLast Update : Wed Dec 12 16:08:16 2018
Response via : Initial Calibration

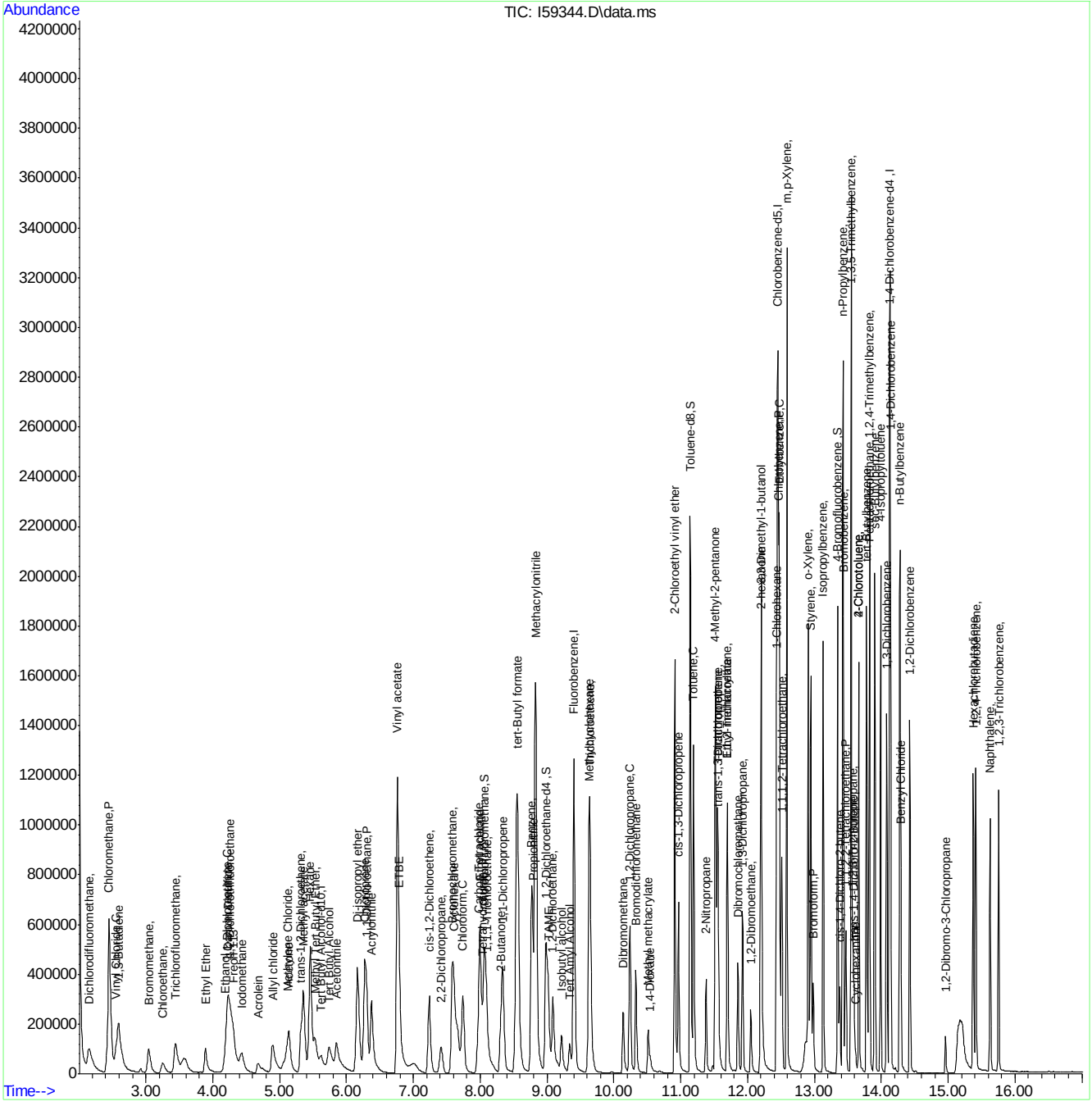

Manual Integration Approval Summary

Sample Number: VI1805-BS
Lab FileID: I59344.D
Injection Time: 12/14/18 10:11
Method: SW846 8260B
Analyst approved: 12/14/18 10:40 Ana Jimenez
Supervisor approved: 12/17/18 11:00 Melissa Mangual

Parameter	CAS	Sig#	R.T. (min.)	Reason
Ethyl Alcohol	64-17-5		4.19	Poor instrument integration
Tetrahydrofuran	109-99-9		8.04	Split peak

Quantitation Report (Qedit)

Data Path : C:\msdchem\2\DATA\121418\
Data File : I59344.D
Acq On : 14 Dec 2018 10:11 am
Operator : ANAJ
Sample : BS Inst : MSVOA16
Misc : MS42113,VI1805,,,,,
ALS Vial : 3 Sample Multiplier: 1

Quant Time: Dec 14 10:32:34 2018
Quant Method : C:\msdchem\2\METHODS\I-December1218.M
Quant Title : SW-846 Method 5035A/8260B
QLast Update : Wed Dec 12 16:08:16 2018
Response via : Initial Calibration

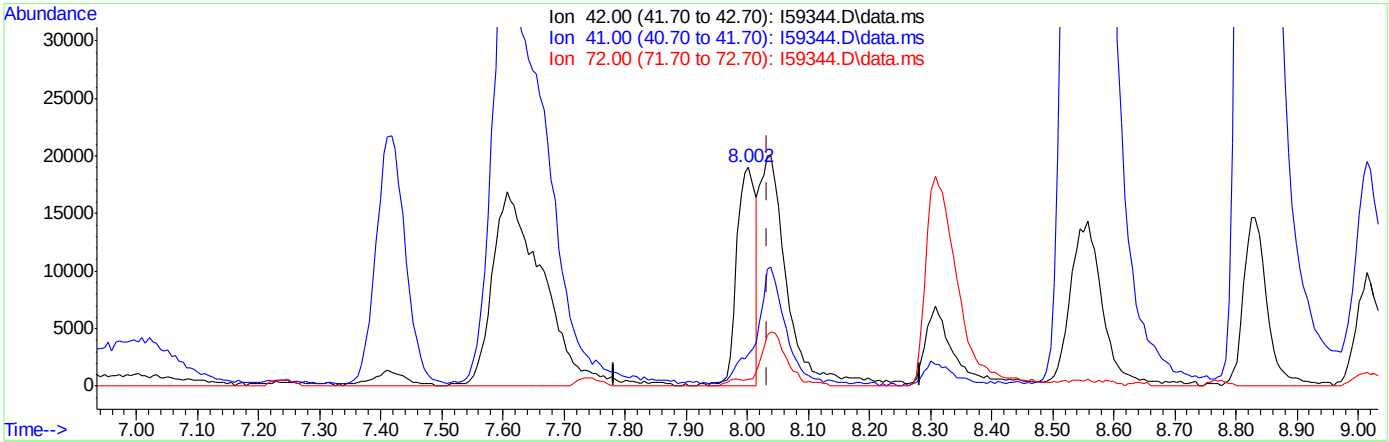

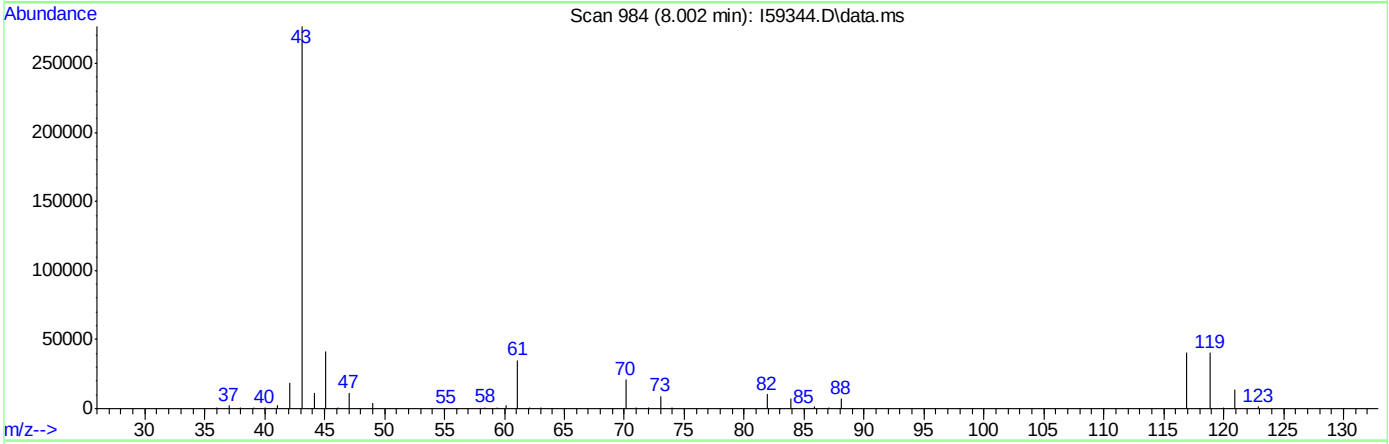

TIC: I59344.D\data.ms

(35) Tetrahydrofuran

8.002min (-0.031) 9.77ug/L

response 40951

Ion	Exp%	Act%
42.00	100	100
41.00	43.10	13.26#
72.00	20.80	3.27
0.00	0.00	0.00

Quantitation Report (Qedit)

Data Path : C:\msdchem\2\DATA\121418\
Data File : I59344.D
Acq On : 14 Dec 2018 10:11 am
Operator : ANAJ
Sample : BS Inst : MSVOA16
Misc : MS42113,VI1805,,,,,
ALS Vial : 3 Sample Multiplier: 1

Quant Time: Dec 14 10:32:34 2018
Quant Method : C:\msdchem\2\METHODS\I-December1218.M
Quant Title : SW-846 Method 5035A/8260B
QLast Update : Wed Dec 12 16:08:16 2018
Response via : Initial Calibration

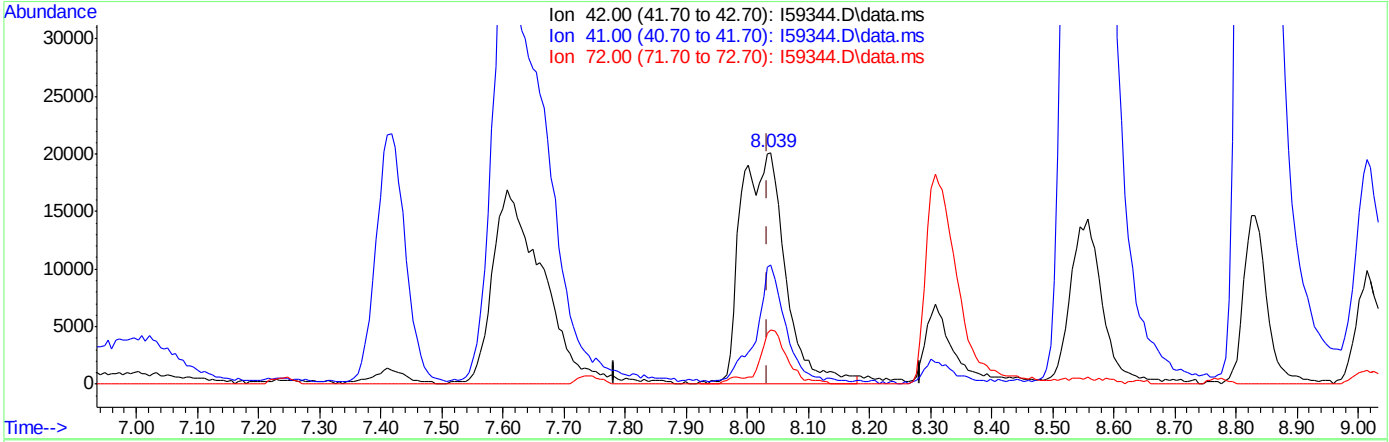

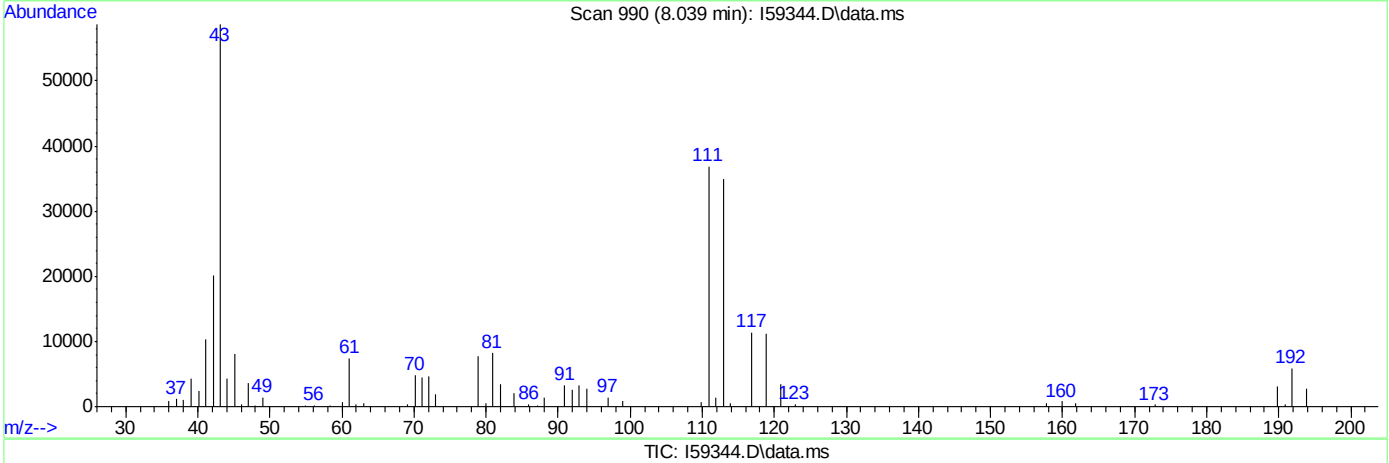

TIC: I59344.D\data.ms

(35) Tetrahydrofuran

8.039min (+0.006) 24.14ug/L m

response 101556

Ion	Exp%	Act%
42.00	100	100
41.00	43.10	51.48
72.00	20.80	23.24
0.00	0.00	0.00

Quantitation Report (Qedit)

Data Path : C:\msdchem\2\DATA\121418\
Data File : I59344.D
Acq On : 14 Dec 2018 10:11 am
Operator : ANAJ
Sample : BS Inst : MSVOA16
Misc : MS42113,VI1805,,,,,
ALS Vial : 3 Sample Multiplier: 1

Quant Time: Dec 14 10:32:34 2018
Quant Method : C:\msdchem\2\METHODS\I-December1218.M
Quant Title : SW-846 Method 5035A/8260B
QLast Update : Wed Dec 12 16:08:16 2018
Response via : Initial Calibration

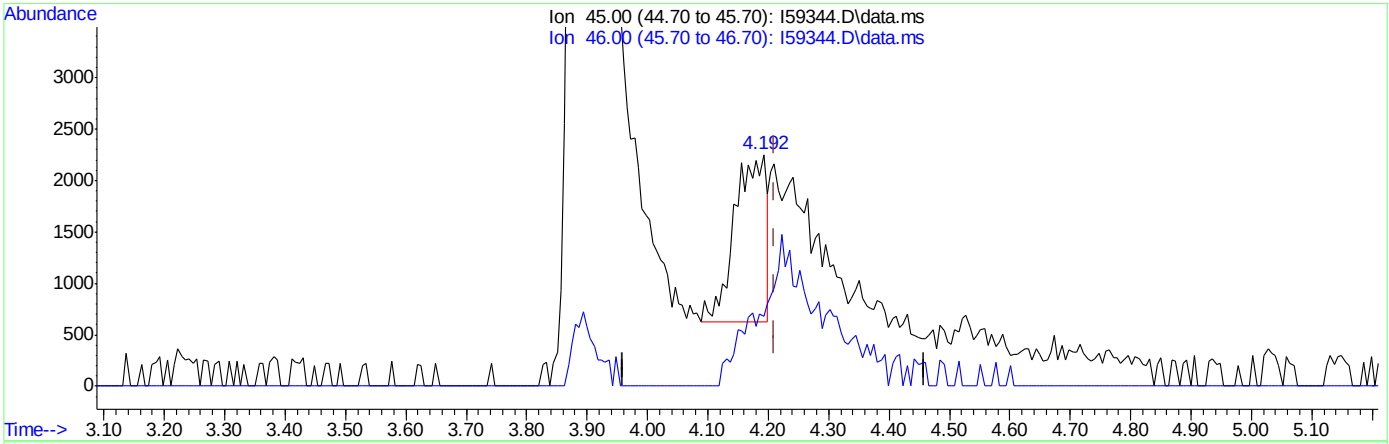

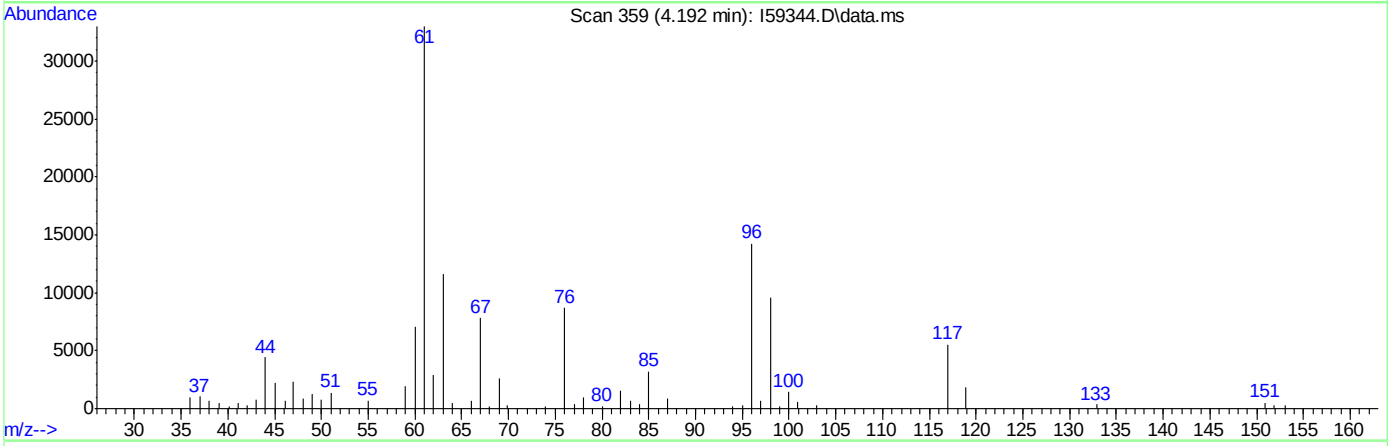

TIC: I59344.D\data.ms

(107) Ethanol

4.192min (-0.018) 110.44ug/L

response 5860

Ion	Exp%	Act%
45.00	100	100
46.00	49.10	41.78
0.00	0.00	0.00
0.00	0.00	0.00

Quantitation Report (Qedit)

Data Path : C:\msdchem\2\DATA\121418\
Data File : I59344.D
Acq On : 14 Dec 2018 10:11 am
Operator : ANAJ
Sample : BS Inst : MSVOA16
Misc : MS42113,VI1805,,,,,
ALS Vial : 3 Sample Multiplier: 1

Quant Time: Dec 14 10:32:34 2018
Quant Method : C:\msdchem\2\METHODS\I-December1218.M
Quant Title : SW-846 Method 5035A/8260B
QLast Update : Wed Dec 12 16:08:16 2018
Response via : Initial Calibration

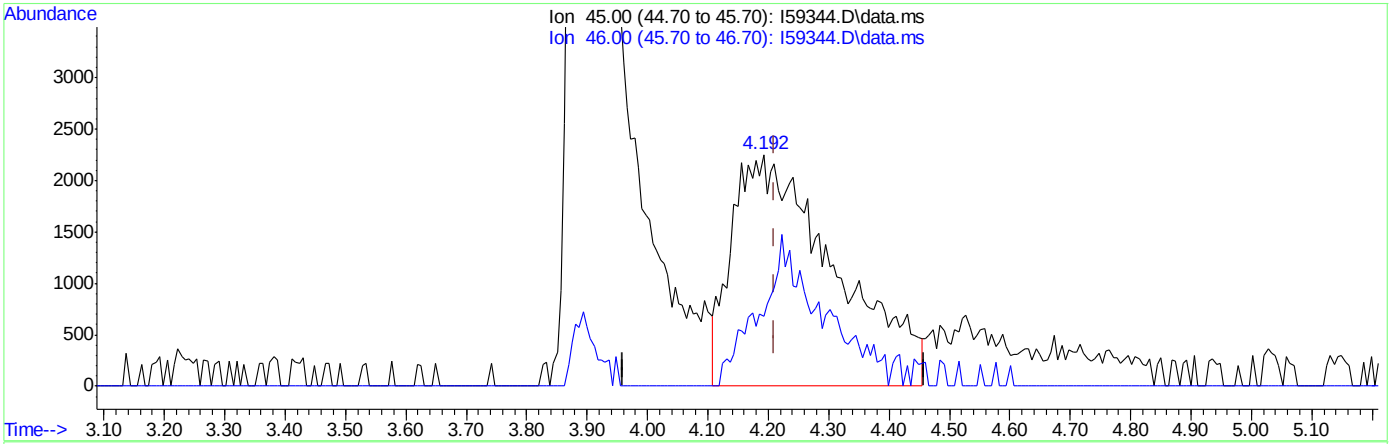

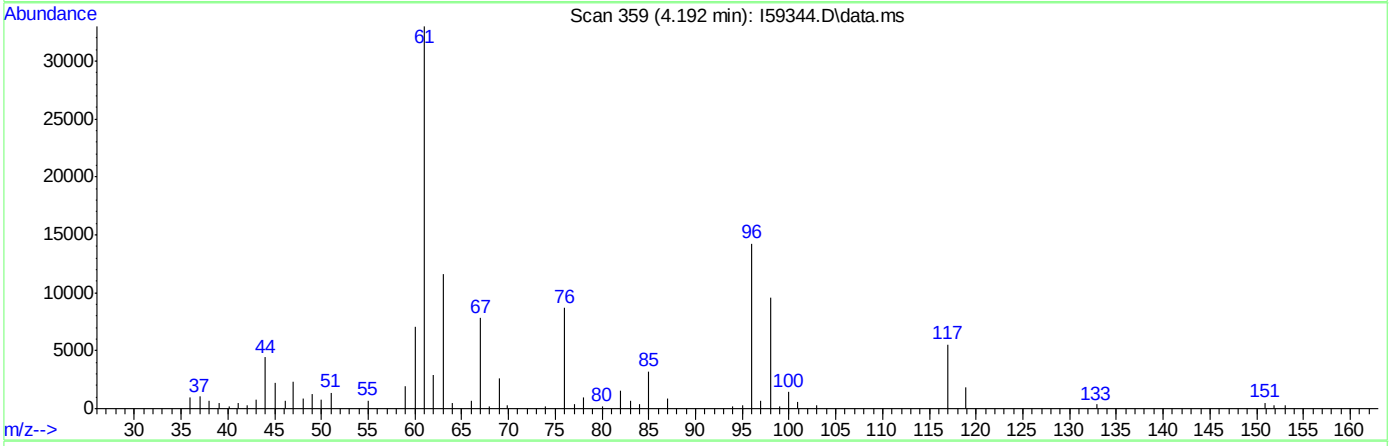

TIC: I59344.D\data.ms

(107) Ethanol

4.192min (-0.018) 522.73ug/L m

response 26640

Ion	Exp%	Act%
45.00	100	100
46.00	49.10	30.23
0.00	0.00	0.00
0.00	0.00	0.00

Manual Integrations APPROVED (compounds with "m" flag)
Melissa Mangual 12/18/18 11:46

Quantitation Report (QT Reviewed)

Data Path : C:\msdchem\2\DATA\121718\
Data File : C0129254.D
Acq On : 17 Dec 2018 10:29 am
Operator : SHANICAO
Sample : BS Inst : MSVOA5
Misc : MS42136,VC5130,,,,,
ALS Vial : 4 Sample Multiplier: 1

Quant Time: Dec 17 10:46:43 2018
Quant Method : C:\msdchem\2\METHODS\RTXVMS121118.M
Quant Title : SW-846 Method 5035A/8260B
QLast Update : Wed Dec 12 08:14:44 2018
Response via : Initial Calibration

Compound	R.T.	QIon	Response	Conc	Units		Dev(Min)
Internal Standards							
1) Fluorobenzene	10.558	96	876528	50.00	ug/L		0.00
56) Chlorobenzene-d5	13.442	117	623990	50.00	ug/L		0.00
78) 1,4-Dichlorobenzene-d4	15.103	152	312995	50.00	ug/L		0.00
106) Tert Butyl Alcohol-d10	6.902	65	243615	250.00	ug/L		0.00
System Monitoring Compounds							
36) Dibromofluoromethane	9.493	113	209595	49.91	ug/L		0.00
Spiked Amount 50.000	Range 83 - 118		Recovery = 99.82%				
46) 1,2-Dichloroethane-d4	10.217	65	277692	50.21	ug/L		0.00
Spiked Amount 50.000	Range 79 - 125		Recovery = 100.42%				
57) Toluene-d8	12.158	98	877694	49.02	ug/L		0.00
Spiked Amount 50.000	Range 85 - 112		Recovery = 98.04%				
79) 4-Bromofluorobenzene	14.324	174	243415	49.96	ug/L		0.00
Spiked Amount 50.000	Range 83 - 118		Recovery = 99.92%				
Target Compounds							Qvalue
2) Dichlorodifluoromethane	2.875	85	99577	23.36	ug/L		92
3) Chloromethane	3.221	50	36969	9.05	ug/L		99
4) 1,3-butadiene	3.392	39	135729	30.53	ug/L		95
5) Vinyl Chloride	3.355	62	110819	22.72	ug/L		90
6) Bromomethane	3.915	94	20449	17.82	ug/L		94
7) Chloroethane	4.140	64	69291	27.56	ug/L		91
8) Trichlorofluoromethane	4.365	101	140130	23.17	ug/L		98
9) Ethyl Ether	4.961	59	72552	18.22	ug/L		95
10) 1,2-Dichlorotrifluoroe...	5.290	67	102650	24.18	ug/L		93
11) 1,1-Dichloroethene	5.259	61	137038	22.66	ug/L		95
12) Freon 113	5.344	101	73329	21.58	ug/L		93
13) Carbon Disulfide	5.302	76	224397	21.80	ug/L		96
14) Iodomethane	5.509	142	27014	13.93	ug/L		92
15) Allyl chloride	6.099	41	167864	23.37	ug/L		96
16) Methylene Chloride	6.306	49	143839	21.96	ug/L		99
17) Acetone	6.409	43	232252	109.78	ug/L		98
18) Methyl acetate	6.622	43	600219	115.24	ug/L		100
19) trans-1,2-Dichloroethene	6.586	61	139693	23.68	ug/L		93
20) Hexane	6.713	56	85290	19.23	ug/L	#	89
21) Methyl Tert Butyl Ether	6.786	73	279717	20.80	ug/L		99
22) Acetonitrile	7.243	41	213883	222.20	ug/L		97
23) Di-isopropyl ether	7.486	45	349776	20.47	ug/L		99
24) Chloroprene	7.650	53	170374	24.62	ug/L		97
25) 1,1-Dichloroethane	7.693	63	187732	25.44	ug/L		90
26) Acrylonitrile	7.796	52	246256	122.55	ug/L		96
27) ETBE	8.161	59	323907	20.21	ug/L		99
28) Vinyl acetate	8.179	43	1304114	104.76	ug/L		100
29) cis-1,2-Dichloroethene	8.715	96	98267	25.48	ug/L		99
30) 2,2-Dichloropropane	8.903	77	175680	26.84	ug/L		99
31) Bromochloromethane	9.074	128	39102	21.83	ug/L		88
32) Cyclohexane	9.062	56	209829	25.90	ug/L		98
33) Chloroform	9.220	83	168787	24.17	ug/L		99
34) Ethyl acetate	9.408	43	939054	138.43	ug/L		100

Quantitation Report (QT Reviewed)

Data Path : C:\msdchem\2\DATA\121718\
Data File : C0129254.D
Acq On : 17 Dec 2018 10:29 am
Operator : SHANICAO
Sample : BS Inst : MSVOA5
Misc : MS42136,VC5130,,,,,
ALS Vial : 4 Sample Multiplier: 1

Quant Time: Dec 17 10:46:43 2018
Quant Method : C:\msdchem\2\METHODS\RTXVMS121118.M
Quant Title : SW-846 Method 5035A/8260B
QLast Update : Wed Dec 12 08:14:44 2018
Response via : Initial Calibration

Compound	R.T.	QIon	Response	Conc	Units	Dev(Min)
35) Tetrahydrofuran	9.457	42	73757	25.28	ug/L	90
37) Carbon Tetrachloride	9.414	117	135662	25.39	ug/L	95
38) 1,1,1-Trichloroethane	9.518	97	162724	24.88	ug/L	94
39) 2-Butanone	9.682	43	454482	128.84	ug/L	99
40) 1,1-Dichloropropene	9.700	75	144474	25.68	ug/L	97
41) tert-Butyl formate	9.858	59	624984	234.89	ug/L	95
42) Propionitrile	10.084	54	284998	272.52	ug/L	96
43) Methacrylonitrile	10.108	41	1056407	257.76	ug/L	98
44) Benzene	10.041	78	403900	25.57	ug/L	99
45) TAME	10.193	73	295937	21.07	ug/L	96
47) 1,2-Dichloroethane	10.303	62	151571	24.29	ug/L	99
48) Trichloroethene	10.759	95	99733	24.40	ug/L	96
49) Methylcyclohexane	10.735	83	171850	24.32	ug/L	95
50) Dibromomethane	11.221	93	61163	22.50	ug/L	93
51) 1,2-Dichloropropane	11.319	63	115564	24.01	ug/L	97
52) Bromodichloromethane	11.392	83	134439	23.24	ug/L	98
53) Methyl methacrylate	11.531	41	152524	25.10	ug/L	97
54) 2-Chloroethyl vinyl ether	11.927	63	354041	99.25	ug/L	99
55) cis-1,3-Dichloropropene	11.994	75	176809	24.93	ug/L	99
58) Toluene	12.201	91	420501	25.24	ug/L	97
59) 2-Nitropropane	12.408	41	265716	125.70	ug/L	100
60) 4-Methyl-2-pentanone	12.517	43	870423	120.87	ug/L	98
61) trans-1,3-Dichloropropene	12.566	75	165803	25.14	ug/L	94
62) Tetrachloroethene	12.541	166	99605	24.97	ug/L	96
63) Ethyl methacrylate	12.669	69	163880	24.92	ug/L	94
64) 1,1,2-Trichloroethane	12.700	83	76298	23.93	ug/L	95
65) Dibromochloromethane	12.858	129	99463	24.70	ug/L	98
66) 1,3-Dichloropropane	12.925	76	166290	23.75	ug/L	99
67) 1,2-Dibromoethane	13.052	107	93565	23.96	ug/L	99
68) 2-hexanone	13.186	43	882804	121.88	ug/L	100
69) 1-Chlorohexane	13.405	91	136354	24.24	ug/L	98
70) Ethylbenzene	13.454	91	484347	25.10	ug/L	100
71) Chlorobenzene	13.454	112	252198	24.36	ug/L	95
72) 1,1,1,2-Tetrachloroethane	13.496	131	93776	24.80	ug/L	97
73) m,p-Xylene	13.557	91	742829	50.00	ug/L	99
74) o-Xylene	13.880	91	383609	25.06	ug/L	98
75) Styrene	13.916	104	288396	24.63	ug/L	96
76) Bromoform	13.971	173	72916	24.56	ug/L	97
77) Isopropylbenzene	14.099	105	448727	25.86	ug/L	99
80) cis-1,4-Dichloro-2-butene	14.354	53	53245	21.69	ug/L	91
81) n-Propylbenzene	14.391	91	542888	24.82	ug/L	99
82) Bromobenzene	14.415	156	103492	24.20	ug/L	95
83) 1,1,2,2-Tetrachloroethane	14.446	83	147364	26.09	ug/L	99
84) 1,3,5-Trimethylbenzene	14.512	105	359716	24.56	ug/L	97
85) 2-Chlorotoluene	14.525	91	362675	25.10	ug/L	98
86) trans-1,4-Dichloro-2-B...	14.354	53	53245	21.69	ug/L	86
87) 1,2,3-Trichloropropane	14.555	110	45059	25.55	ug/L	96
88) Cyclohexanone	14.610	55	76262	250.24	ug/L	97
89) 4-Chlorotoluene	14.640	91	339235	25.48	ug/L	98
90) tert-Butylbenzene	14.744	91	217747	24.50	ug/L	99

Quantitation Report (QT Reviewed)

Data Path : C:\msdchem\2\DATA\121718\
Data File : C0129254.D
Acq On : 17 Dec 2018 10:29 am
Operator : SHANICAO
Sample : BS Inst : MSVOA5
Misc : MS42136,VC5130,,,,,
ALS Vial : 4 Sample Multiplier: 1

Quant Time: Dec 17 10:46:43 2018
Quant Method : C:\msdchem\2\METHODS\RTXVMS121118.M
Quant Title : SW-846 Method 5035A/8260B
QLast Update : Wed Dec 12 08:14:44 2018
Response via : Initial Calibration

	Compound	R.T.	QIon	Response	Conc	Units		Dev(Min)
92)	1,2,4-Trimethylbenzene	14.786	105	353678	23.53	ug/L		96
93)	Pentachloroethane	14.792	167	60165	24.49	ug/L		91
94)	sec-Butylbenzene	14.865	105	433739	25.11	ug/L		98
95)	4-Isopropyltoluene	14.944	119	359301	24.70	ug/L		100
96)	1,3-Dichlorobenzene	15.054	146	194436	24.44	ug/L		98
97)	1,4-Dichlorobenzene	15.115	146	196939	23.71	ug/L		96
98)	n-Butylbenzene	15.236	92	205828	25.77	ug/L		96
99)	Benzyl Chloride	15.267	126	54790	23.16	ug/L	#	93
100)	1,2-Dichlorobenzene	15.407	146	181535	23.75	ug/L		99
101)	1,2-Dibromo-3-Chloropr...	15.936	75	38845	24.92	ug/L		92
102)	Hexachlorobutadiene	16.337	225	38263	23.22	ug/L		94
103)	1,2,4-Trichlorobenzene	16.392	180	110666	22.61	ug/L		93
104)	Naphthalene	16.636	128	404261	24.88	ug/L		100
105)	1,2,3-Trichlorobenzene	16.776	180	107627	23.12	ug/L		98
107)	Ethanol	5.314	45	50333m	455.00	ug/L		
108)	Acrolein	5.886	56	120058	102.83	ug/L		99
109)	Tert Butyl Alcohol	7.024	59	270007	224.28	ug/L		97
110)	Isobutyl alcohol	10.357	43	256610	533.96	ug/L		99
111)	Tert Amyl Alcohol	10.461	59	237284	265.42	ug/L		98
112)	1,4-Dioxane	11.592	88	42432	480.20	ug/L		89
113)	3,3-dimethyl-1-butanol	13.168	57	1273444	1216.93	ug/L		99

(#) = qualifier out of range (m) = manual integration (+) = signals summed

Quantitation Report (QT Reviewed)

Data Path : C:\msdchem\2\DATA\121718\
Data File : C0129254.D
Acq On : 17 Dec 2018 10:29 am
Operator : SHANICAO
Sample : BS Inst : MSVOA5
Misc : MS42136,VC5130,,,,,
ALS Vial : 4 Sample Multiplier: 1

Quant Time: Dec 17 10:46:43 2018
Quant Method : C:\msdchem\2\METHODS\RTXVMS121118.M
Quant Title : SW-846 Method 5035A/8260B
QLast Update : Wed Dec 12 08:14:44 2018
Response via : Initial Calibration

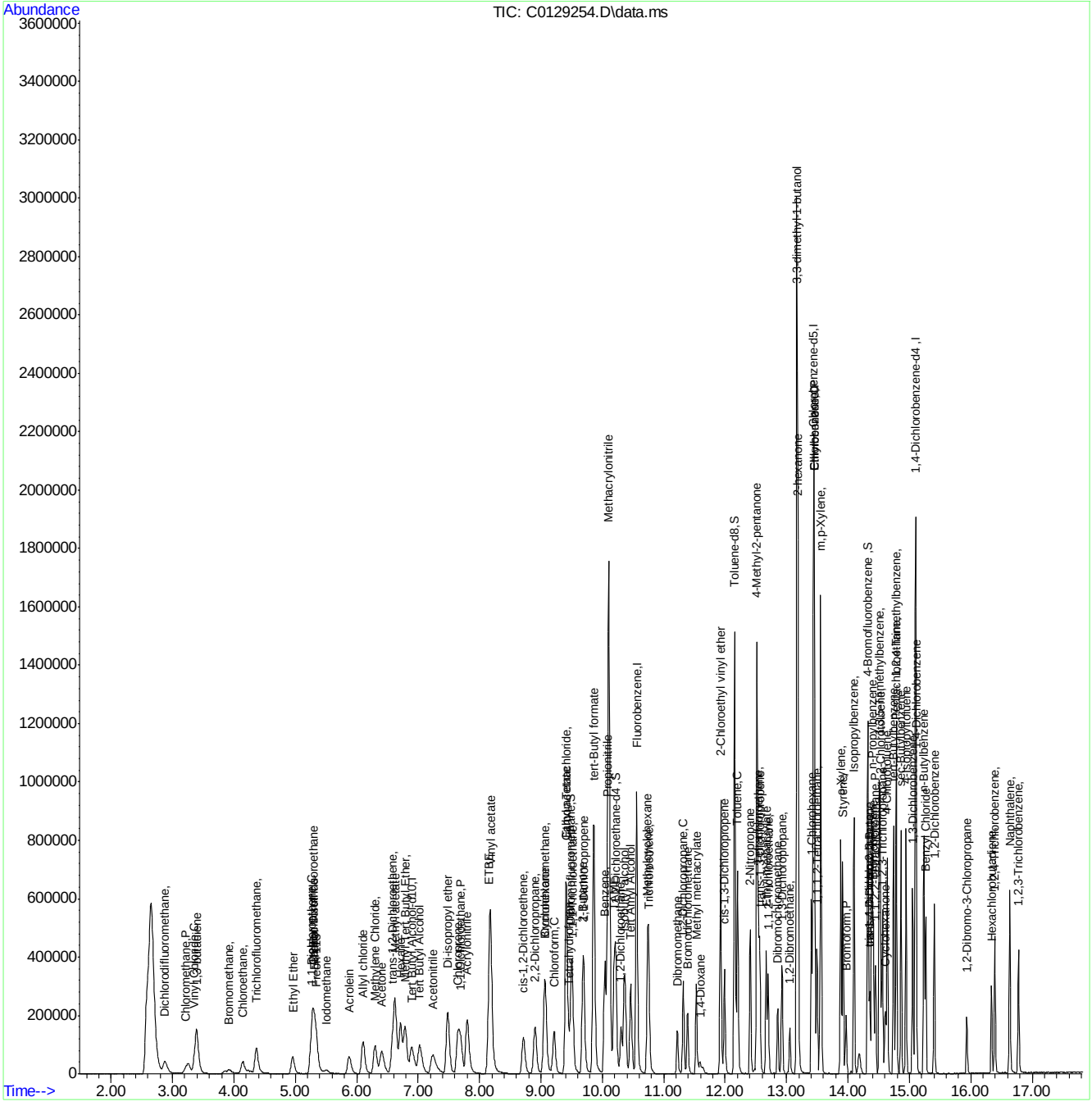

Manual Integration Approval Summary

Sample Number:	VC5130-BS	**Method:**	SW846 8260B
Lab FileID:	C0129254.D	**Analyst approved:**	12/17/18 10:47 Shanica O'Connor
Injection Time:	12/17/18 10:29	**Supervisor approved:**	12/18/18 11:46 Melissa Mangual

Parameter	CAS	Sig#	R.T. (min.)	Reason
Ethyl Alcohol	64-17-5		5.31	Poor instrument integration

Quantitation Report (Qedit)

Data Path : C:\msdchem\2\DATA\121718\
Data File : C0129254.D
Acq On : 17 Dec 2018 10:29 am
Operator : SHANICAO
Sample : BS Inst : MSVOA5
Misc : MS42136,VC5130,,,,,
ALS Vial : 4 Sample Multiplier: 1

Quant Time: Dec 17 10:46:00 2018
Quant Method : C:\msdchem\2\METHODS\RTXVMS121118.M
Quant Title : SW-846 Method 5035A/8260B
QLast Update : Wed Dec 12 08:14:44 2018
Response via : Initial Calibration

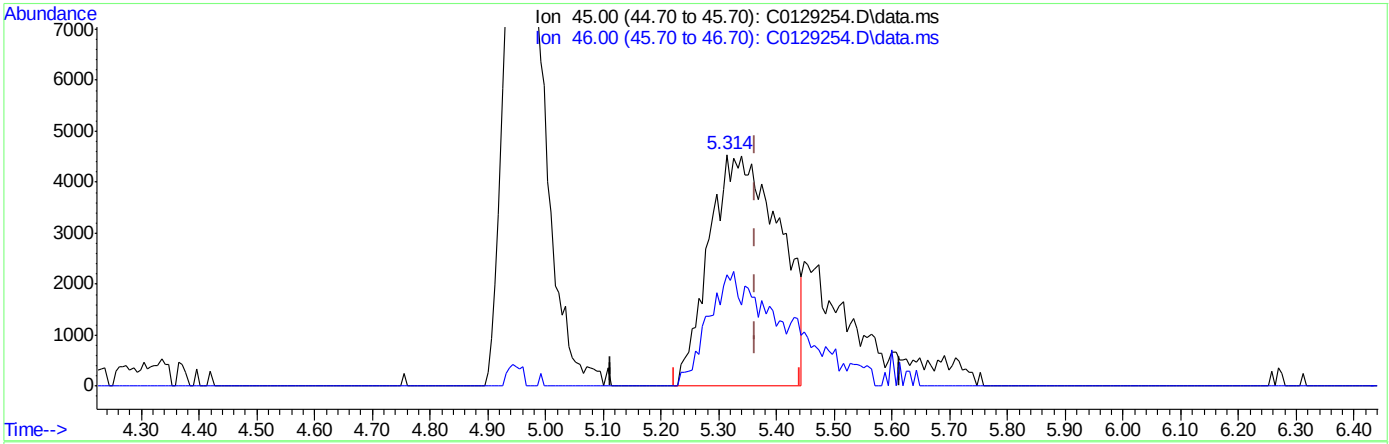

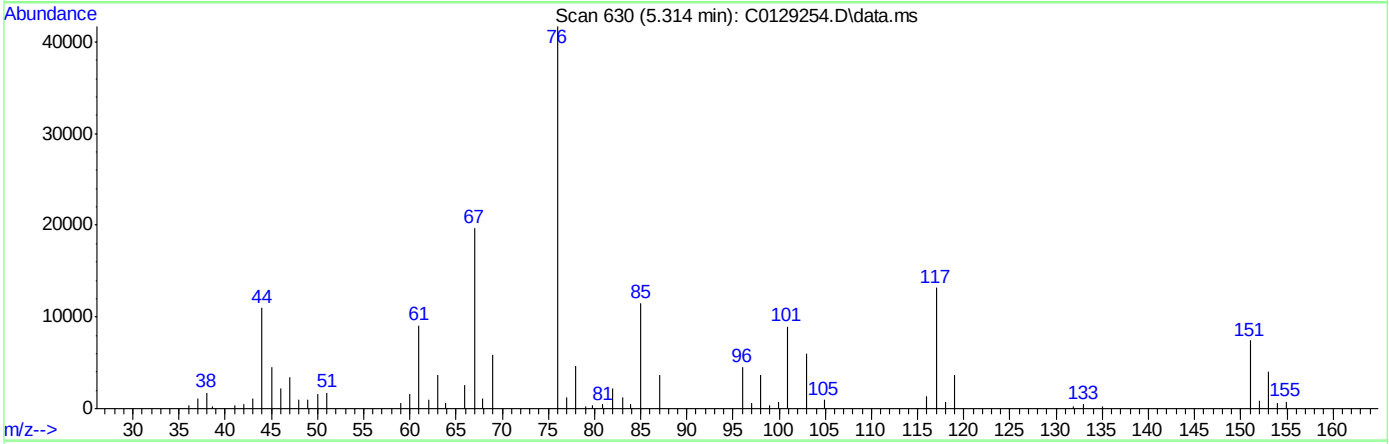

TIC: C0129254.D\data.ms

(107) Ethanol

5.314min (-0.049) 347.18ug/L

response 38406

Ion	Exp%	Act%
45.00	100	100
46.00	30.20	48.02
0.00	0.00	0.00
0.00	0.00	0.00

Quantitation Report (Qedit)

Data Path : C:\msdchem\2\DATA\121718\
Data File : C0129254.D
Acq On : 17 Dec 2018 10:29 am
Operator : SHANICAO
Sample : BS Inst : MSVOA5
Misc : MS42136,VC5130,,,,,
ALS Vial : 4 Sample Multiplier: 1

Quant Time: Dec 17 10:46:00 2018
Quant Method : C:\msdchem\2\METHODS\RTXVMS121118.M
Quant Title : SW-846 Method 5035A/8260B
QLast Update : Wed Dec 12 08:14:44 2018
Response via : Initial Calibration

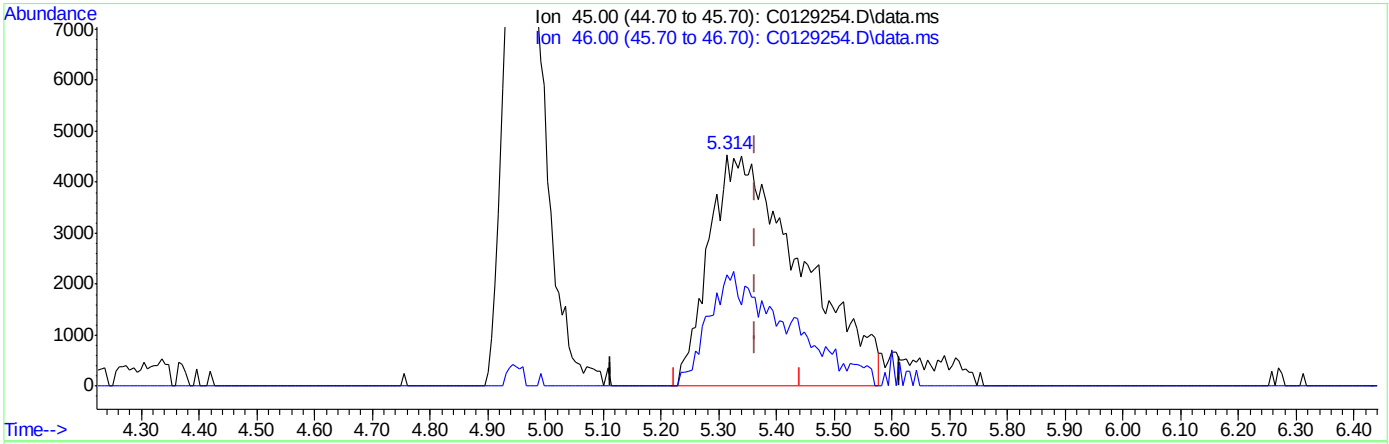

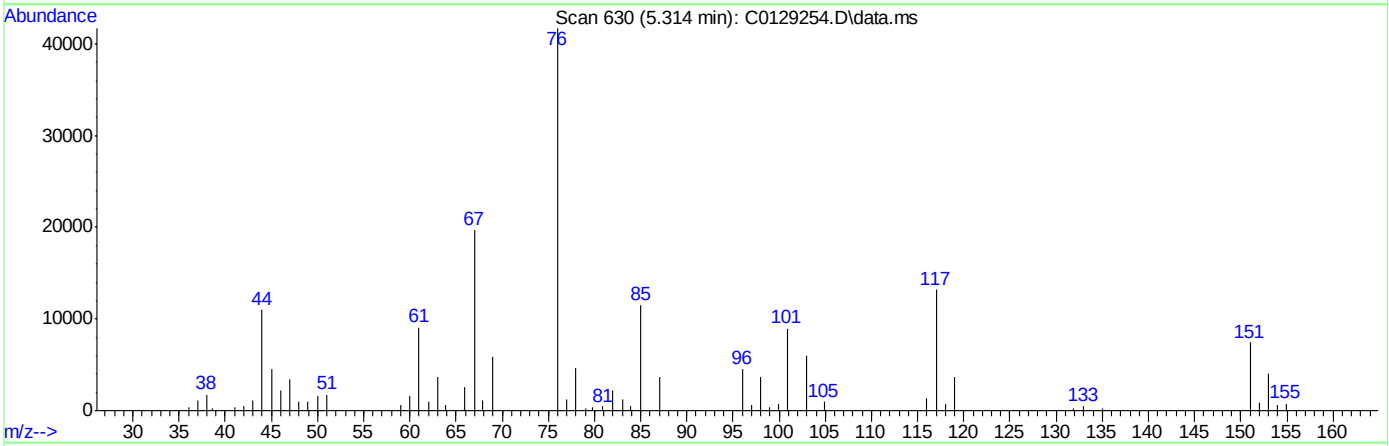

TIC: C0129254.D\data.ms

(107) Ethanol

5.314min (-0.049) 455.00ug/L m

response 50333

Ion	Exp%	Act%
45.00	100	100
46.00	30.20	48.02
0.00	0.00	0.00
0.00	0.00	0.00

Quantitation Report (QT Reviewed)

Data Path : C:\msdchem\1\data\2018-12-17\
Data File : 3C3187.D
Acq On : 17 Dec 2018 3:53 pm
Operator : seanp
Sample : BS
Misc : MS42127,V3C122,,,,,
ALS Vial : 53 Sample Multiplier: 1

Quant Time: Dec 17 16:41:19 2018
Quant Method : C:\msdchem\1\methods\2018-12-14APP9-3C_AQ.m
Quant Title : SW-846 Method 5035A/8260B
QLast Update : Mon Dec 17 15:54:58 2018
Response via : Initial Calibration

Compound	R.T.	QIon	Response	Conc	Units	Dev(Min)
Internal Standards						
1) Fluorobenzene	10.461	96	925222	50.00	ug/L	0.00
55) Chlorobenzene-d5	13.210	117	653706	50.00	ug/L	0.00
77) 1,4-Dichlorobenzene-d4	14.850	152	320808	50.00	ug/L	0.00
104) Tert Butyl Alcohol-d10	7.053	65	115091	250.00	ug/L	0.00
System Monitoring Compounds						
35) Dibromofluoromethane	9.485	113	214497	50.02	ug/L	0.00
Spiked Amount 50.000	Range 83 - 118		Recovery = 100.04%			
45) 1,2-Dichloroethane-d4	10.150	65	275104	51.44	ug/L	0.00
Spiked Amount 50.000	Range 79 - 125		Recovery = 102.88%			
56) Toluene-d8	11.967	98	885179	49.68	ug/L	0.00
Spiked Amount 50.000	Range 85 - 112		Recovery = 99.36%			
78) 4-Bromofluorobenzene	14.082	174	250281	49.92	ug/L	0.00
Spiked Amount 50.000	Range 83 - 118		Recovery = 99.84%			
Target Compounds						Qvalue
2) Dichlorodifluoromethane	3.005	85	109874	20.14	ug/L	97
3) Chloromethane	3.383	50	170232	20.60	ug/L	99
4) Vinyl Chloride	3.511	62	151091	23.51	ug/L	94
5) Bromomethane	4.090	94	46249	14.64	ug/L	97
6) Chloroethane	4.316	64	46630	20.11	ug/L	97
7) Trichlorofluoromethane	4.553	101	165803	23.88	ug/L	98
8) Ethyl Ether	5.139	59	115342	24.09	ug/L	94
9) 1,2-Dichlorotrifluoroe...	5.480	67	160552	29.18	ug/L	95
10) 1,1-Dichloroethene	5.456	61	204795	28.79	ug/L	93
11) Freon 113	5.541	101	111980	25.29	ug/L	95
12) Carbon Disulfide	5.498	76	326129	27.75	ug/L	88
13) Iodomethane	5.706	142	94779	21.47	ug/L	94
14) Allyl chloride	6.303	41	244402	28.30	ug/L	89
15) Methylene Chloride	6.492	49	203070	26.34	ug/L	89
16) Acetone	6.602	43	232814	122.02	ug/L	97
17) Methyl acetate	6.821	43	633986	128.61	ug/L	72
18) trans-1,2-Dichloroethene	6.773	61	191643	27.39	ug/L	94
19) Hexane	6.913	56	117250	22.81	ug/L #	89
20) Methyl Tert Butyl Ether	6.986	73	355046	24.38	ug/L	96
21) Acetonitrile	7.437	41	226841	242.00	ug/L	99
22) Di-isopropyl ether	7.675	45	476298	25.10	ug/L	93
23) Chloroprene	7.845	53	213712	26.59	ug/L	88
24) 1,1-Dichloroethane	7.894	63	249700	27.79	ug/L	98
25) Acrylonitrile	8.004	53	315670	124.06	ug/L	96
26) ETBE	8.345	59	410729	23.41	ug/L	98
27) Vinyl acetate	8.376	43	1525753	117.54	ug/L	96
28) cis-1,2-Dichloroethene	8.833	96	130065	26.34	ug/L	90
29) 2,2-Dichloropropane	9.004	77	200323	28.40	ug/L	92
30) Bromochloromethane	9.132	128	57344	25.07	ug/L #	69
31) Cyclohexane	9.126	56	262257	26.57	ug/L	98
32) Chloroform	9.242	83	212265	25.68	ug/L	96
33) Ethyl acetate	9.418	43	802151	125.32	ug/L	98
34) Tetrahydrofuran	9.467	42	55665	23.12	ug/L	86
36) Carbon Tetrachloride	9.424	117	160343	24.98	ug/L	97
37) 1,1,1-Trichloroethane	9.522	97	201029	25.91	ug/L	95
38) 2-Butanone	9.662	43	386761	123.80	ug/L	99
39) 1,1-Dichloropropene	9.674	75	179157	26.72	ug/L	87
40) tert-Butyl Formate	9.827	59	451838	103.81	ug/L	95
41) Propionitrile	10.034	54	242973	247.59	ug/L	91
42) Methacrylonitrile	10.052	41	1066518	263.10	ug/L	99
43) Benzene	9.985	78	528725	26.43	ug/L	89

Quantitation Report (QT Reviewed)

Data Path : C:\msdchem\1\data\2018-12-17\
Data File : 3C3187.D
Acq On : 17 Dec 2018 3:53 pm
Operator : seanp
Sample : BS
Misc : MS42127,V3C122,,,,,
ALS Vial : 53 Sample Multiplier: 1

Quant Time: Dec 17 16:41:19 2018
Quant Method : C:\msdchem\1\methods\2018-12-14APP9-3C_AQ.m
Quant Title : SW-846 Method 5035A/8260B
QLast Update : Mon Dec 17 15:54:58 2018
Response via : Initial Calibration

	Compound	R.T.	QIon	Response	Conc	Units		Dev(Min)
44)	TAME	10.119	73	348013	23.88	ug/L		92
46)	1,2-Dichloroethane	10.223	62	183451	25.90	ug/L		95
47)	Trichloroethene	10.638	95	129416	26.41	ug/L		92
48)	Methylcyclohexane	10.625	83	229069	26.35	ug/L		92
49)	Dibromomethane	11.070	93	73790	25.71	ug/L		97
50)	1,2-Dichloropropane	11.174	63	142776	26.86	ug/L		87
51)	Bromodichloromethane	11.223	83	158170	27.04	ug/L		96
52)	Methyl methacrylate	11.363	41	140458	24.33	ug/L		91
53)	2-Chloroethyl vinyl ether	11.741	63	348777	121.25	ug/L		95
54)	cis-1,3-Dichloropropene	11.802	75	214798	26.52	ug/L		84
57)	Toluene	12.009	91	546595	26.37	ug/L		97
58)	2-Nitropropane	12.217	41	197975	111.43	ug/L		75
59)	4-Methyl-2-pentanone	12.314	43	789071	128.24	ug/L		97
60)	trans-1,3-Dichloropropene	12.351	75	200003	27.61	ug/L		93
61)	Tetrachloroethene	12.339	166	128044	26.80	ug/L		99
62)	Ethyl methacrylate	12.454	69	172716	23.78	ug/L		86
63)	1,1,2-Trichloroethane	12.485	83	97287	25.96	ug/L		88
64)	Dibromochloromethane	12.637	129	121780	25.20	ug/L		97
65)	1,3-Dichloropropane	12.710	76	206156	25.13	ug/L		91
66)	1,2-Dibromoethane	12.838	107	116776	26.20	ug/L		96
67)	2-hexanone	12.966	43	687422	127.30	ug/L		94
68)	1-Chlorohexane	13.180	91	177239	26.14	ug/L		87
69)	Ethylbenzene	13.229	91	625641	26.54	ug/L		96
70)	Chlorobenzene	13.229	112	335915	26.13	ug/L		86
71)	1,1,1,2-Tetrachloroethane	13.265	131	115151	26.67	ug/L		94
72)	m,p-Xylene	13.326	91	979289	54.79	ug/L	#	67
73)	o-Xylene	13.649	91	490996	26.88	ug/L		95
74)	Styrene	13.680	104	376464	27.33	ug/L		95
75)	Bromoform	13.735	173	78538	24.44	ug/L		98
76)	Isopropylbenzene	13.863	105	599402	28.63	ug/L		97
79)	cis-1,4-Dichloro-2-butene	14.113	53	58003	22.21	ug/L	#	85
80)	n-Propylbenzene	14.149	91	731890	26.61	ug/L		86
81)	Bromobenzene	14.174	156	138959	25.92	ug/L		99
82)	1,1,2,2-Tetrachloroethane	14.198	83	158778	26.22	ug/L		98
83)	1,3,5-Trimethylbenzene	14.265	105	494984	26.85	ug/L		83
84)	2-Chlorotoluene	14.393	91	452021	26.81	ug/L		88
85)	trans-1,4-Dichloro-2-B...	14.320	53	52459	23.55	ug/L	#	25
86)	1,2,3-Trichloropropane	14.314	110	47888	24.47	ug/L		89
87)	Cyclohexanone	14.369	55	47012	188.75	ug/L		93
88)	4-Chlorotoluene	14.393	91	452021	26.81	ug/L		89
89)	tert-Butylbenzene	14.503	91	293058	26.65	ug/L		99
90)	1,2,4-Trimethylbenzene	14.539	105	496999	26.06	ug/L		89
91)	Pentachloroethane	14.545	167	77489	24.86	ug/L	#	70
92)	sec-Butylbenzene	14.619	105	626007	27.26	ug/L		100
93)	4-Isopropyltoluene	14.704	119	520539	27.46	ug/L		95
94)	1,3-Dichlorobenzene	14.808	146	268185	26.67	ug/L		93
95)	1,4-Dichlorobenzene	14.862	146	266556	25.76	ug/L		95
96)	n-Butylbenzene	14.990	92	284402	24.43	ug/L		96
97)	Benzyl Chloride	15.021	126	61505	21.79	ug/L	#	43
98)	1,2-Dichlorobenzene	15.155	146	252581	25.91	ug/L		95
99)	1,2-Dibromo-3-Chloropr...	15.692	75	29937	24.71	ug/L		86
100)	Hexachlorobutadiene	16.106	225	65605	22.97	ug/L		88
101)	1,2,4-Trichlorobenzene	16.167	180	165175	25.56	ug/L		97
102)	Naphthalene	16.423	128	486669	25.00	ug/L		56
103)	1,2,3-Trichlorobenzene	16.569	180	158856	25.53	ug/L		99
105)	Ethanol	5.444	45	40128	520.52	ug/L		96
106)	Acrolein	6.071	56	118907	124.51	ug/L		93
107)	Tert butyl alcohol	7.181	59	164210	252.51	ug/L	#	70

Quantitation Report (QT Reviewed)

Data Path : C:\msdchem\1\data\2018-12-17\
Data File : 3C3187.D
Acq On : 17 Dec 2018 3:53 pm
Operator : seanp
Sample : BS
Misc : MS42127,V3C122,,,,,
ALS Vial : 53 Sample Multiplier: 1

Quant Time: Dec 17 16:41:19 2018
Quant Method : C:\msdchem\1\methods\2018-12-14APP9-3C_AQ.m
Quant Title : SW-846 Method 5035A/8260B
QLast Update : Mon Dec 17 15:54:58 2018
Response via : Initial Calibration

Compound	R.T.	QIon	Response	Conc	Units		Dev(Min)
108) Isobutyl alcohol	10.235	42	83593	543.08	ug/L	#	56
109) Tert Amyl Alcohol	10.345	59	118709	260.18	ug/L		74
110) 1,4-Dioxane	11.418	88	31001	499.59	ug/L		76
111) 3,3-dimethyl-1-butanol	12.936	57	726450	1128.45	ug/L		98

(#) = qualifier out of range (m) = manual integration (+) = signals summed

Quantitation Report (QT Reviewed)

Data Path : C:\msdchem\1\data\2018-12-17\
Data File : 3C3187.D
Acq On : 17 Dec 2018 3:53 pm
Operator : seanp
Sample : BS
Misc : MS42127,V3C122,,,,,
ALS Vial : 53 Sample Multiplier: 1

Quant Time: Dec 17 16:41:19 2018
Quant Method : C:\msdchem\1\methods\2018-12-14APP9-3C_AQ.m
Quant Title : SW-846 Method 5035A/8260B
QLast Update : Mon Dec 17 15:54:58 2018
Response via : Initial Calibration

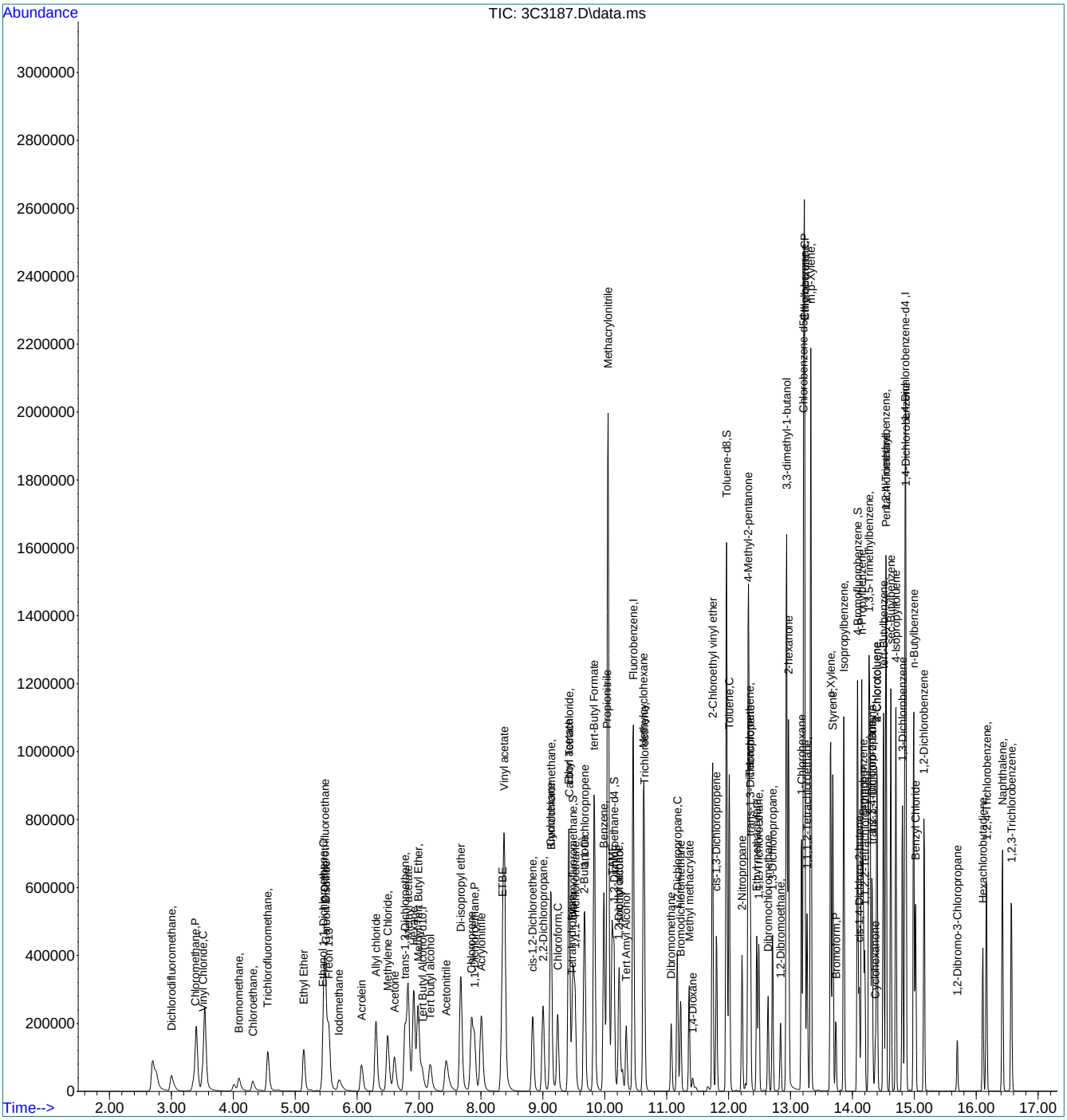

Manual Integrations APPROVED (compounds with "m" flag)
Melissa Mangual 12/20/18 12:04

Quantitation Report (QT Reviewed)

Data Path : C:\msdchem\1\data\JenniferF\12-20-2018\vc5132\
Data File : C0129304.D
Acq On : 18 Dec 2018 9:37 am
Operator : SHANICAO
Sample : BS Inst : MSVOA5
Misc : MS42146,VC5134,,,,,
ALS Vial : 4 Sample Multiplier: 1

Quant Method : C:\msdchem\1\methods\RTXVMS121118.M
Quant Results File: RTXVMS121118.RES
Quant Time: Dec 20 00:53:01 2018
Quant Title : SW-846 Method 5035A/8260B
QLast Update : Wed Dec 12 08:14:44 2018
Response via : Initial Calibration

Compound	R.T.	QIon	Response	Conc	Units	Dev(Min)
Internal Standards						
1) Fluorobenzene	10.558	96	785073	50.00	ug/L	0.00
56) Chlorobenzene-d5	13.442	117	571048	50.00	ug/L	0.00
78) 1,4-Dichlorobenzene-d4	15.103	152	285505	50.00	ug/L	0.00
106) Tert Butyl Alcohol-d10	6.896	65	233872	250.00	ug/L	0.00
System Monitoring Compounds						
36) Dibromofluoromethane	9.500	113	189601	50.41	ug/L	0.00
Spiked Amount 50.000	Range 83 - 118		Recovery = 100.82%			
46) 1,2-Dichloroethane-d4	10.217	65	243638	49.18	ug/L	0.00
Spiked Amount 50.000	Range 79 - 125		Recovery = 98.36%			
57) Toluene-d8	12.158	98	793299	48.42	ug/L	0.00
Spiked Amount 50.000	Range 85 - 112		Recovery = 96.84%			
79) 4-Bromofluorobenzene	14.324	174	220746	49.67	ug/L	0.00
Spiked Amount 50.000	Range 83 - 118		Recovery = 99.34%			
Target Compounds						Qvalue
2) Dichlorodifluoromethane	2.875	85	95250	24.99	ug/L	96
3) Chloromethane	3.227	50	87153	23.89	ug/L	95
4) 1,3-butadiene	3.398	39	156423	39.37	ug/L	99
5) Vinyl Chloride	3.361	62	106768	24.44	ug/L	100
6) Bromomethane	3.927	94	20590	20.03	ug/L	95
7) Chloroethane	4.146	64	65774	29.25	ug/L	97
8) Trichlorofluoromethane	4.365	101	135258	25.04	ug/L	94
9) Ethyl Ether	4.967	59	92596	25.96	ug/L	92
10) 1,2-Dichlorotrifluoroe...	5.296	67	103453	27.20	ug/L	93
11) 1,1-Dichloroethene	5.265	61	134652	24.86	ug/L	99
12) Freon 113	5.344	101	79952	26.27	ug/L	97
13) Carbon Disulfide	5.302	76	247569	26.84	ug/L	100
14) Iodomethane	5.509	142	30769	17.73	ug/L	97
15) Allyl chloride	6.105	41	167176	26.11	ug/L	95
16) Methylene Chloride	6.300	49	130394	22.24	ug/L	97
17) Acetone	6.403	43	240411	126.87	ug/L	100
18) Methyl acetate	6.628	43	559889	119.81	ug/L	98
19) trans-1,2-Dichloroethene	6.586	61	127051	24.05	ug/L	98
20) Hexane	6.725	56	88800	22.86	ug/L	94
21) Methyl Tert Butyl Ether	6.792	73	284086	23.59	ug/L	97
22) Acetonitrile	7.243	41	197916	230.19	ug/L	97
23) Di-isopropyl ether	7.486	45	350926	22.93	ug/L	97
24) Chloroprene	7.644	53	170681	27.56	ug/L	97
25) 1,1-Dichloroethane	7.699	63	162528	24.59	ug/L	99
26) Acrylonitrile	7.796	52	229147	127.29	ug/L	98
27) ETBE	8.155	59	315198	21.95	ug/L	99
28) Vinyl acetate	8.179	43	1317519	118.17	ug/L	99
29) cis-1,2-Dichloroethene	8.715	96	83493	24.17	ug/L	92
30) 2,2-Dichloropropane	8.903	77	148414	25.31	ug/L	98
31) Bromochloromethane	9.074	128	37038	23.12	ug/L	93
32) Cyclohexane	9.062	56	185343	25.54	ug/L	97
33) Chloroform	9.214	83	146922	23.49	ug/L	94
34) Ethyl acetate	9.408	43	793882	130.66	ug/L	100
35) Tetrahydrofuran	9.451	42	59824	22.78	ug/L	93
37) Carbon Tetrachloride	9.408	117	121564	25.40	ug/L	99
38) 1,1,1-Trichloroethane	9.518	97	136603	23.32	ug/L	95
39) 2-Butanone	9.676	43	395168	125.07	ug/L	95
40) 1,1-Dichloropropene	9.700	75	122334	24.28	ug/L	97
41) tert-Butyl formate	9.858	59	573659	240.69	ug/L	94
42) Propionitrile	10.084	54	233280	249.05	ug/L	97

Quantitation Report (QT Reviewed)

Data Path : C:\msdchem\1\data\JenniferF\12-20-2018\vc5132\
Data File : C0129304.D
Acq On : 18 Dec 2018 9:37 am
Operator : SHANICAO
Sample : BS Inst : MSVOA5
Misc : MS42146,VC5134,,,,,
ALS Vial : 4 Sample Multiplier: 1

Quant Method : C:\msdchem\1\methods\RTXVMS121118.M
Quant Results File: RTXVMS121118.RES
Quant Time: Dec 20 00:53:01 2018
Quant Title : SW-846 Method 5035A/8260B
QLast Update : Wed Dec 12 08:14:44 2018
Response via : Initial Calibration

Compound	R.T.	QIon	Response	Conc	Units	Dev(Min)
43) Methacrylonitrile	10.102	41	871848	236.93	ug/L	98
44) Benzene	10.041	78	325995	23.05	ug/L	95
45) TAME	10.193	73	263515	20.94	ug/L	98
47) 1,2-Dichloroethane	10.309	62	123098	22.02	ug/L	98
48) Trichloroethene	10.759	95	85759	23.43	ug/L	97
49) Methylcyclohexane	10.735	83	150707	23.79	ug/L	99
50) Dibromomethane	11.221	93	52940	21.72	ug/L	92
51) 1,2-Dichloropropane	11.319	63	92339	21.31	ug/L	97
52) Bromodichloromethane	11.392	83	112680	21.70	ug/L	98
53) Methyl methacrylate	11.531	41	132755	24.37	ug/L	96
54) 2-Chloroethyl vinyl ether	11.927	63	298714	93.33	ug/L	97
55) cis-1,3-Dichloropropene	11.994	75	141414	22.26	ug/L	95
58) Toluene	12.201	91	347121	22.77	ug/L	97
59) 2-Nitropropane	12.408	41	221837	114.79	ug/L	99
60) 4-Methyl-2-pentanone	12.517	43	773266	117.33	ug/L	100
61) trans-1,3-Dichloropropene	12.566	75	132303	21.92	ug/L	89
62) Tetrachloroethene	12.547	166	83909	22.99	ug/L	93
63) Ethyl methacrylate	12.669	69	144326	23.99	ug/L	99
64) 1,1,2-Trichloroethane	12.700	83	63841	21.88	ug/L	98
65) Dibromochloromethane	12.858	129	82546	22.40	ug/L	99
66) 1,3-Dichloropropane	12.925	76	132928	20.75	ug/L	99
67) 1,2-Dibromoethane	13.058	107	79700	22.30	ug/L	98
68) 2-hexanone	13.186	43	765105	115.30	ug/L	95
69) 1-Chlorohexane	13.405	91	123107	23.92	ug/L	97
70) Ethylbenzene	13.454	91	392584	22.23	ug/L	100
71) Chlorobenzene	13.454	112	204307	21.56	ug/L	97
72) 1,1,1,2-Tetrachloroethane	13.496	131	80109	23.15	ug/L	95
73) m,p-Xylene	13.557	91	614654	45.20	ug/L	99
74) o-Xylene	13.880	91	313187	22.36	ug/L	99
75) Styrene	13.922	104	236821	22.10	ug/L	98
76) Bromoform	13.971	173	57867	21.30	ug/L	98
77) Isopropylbenzene	14.099	105	371684	23.40	ug/L	100
80) cis-1,4-Dichloro-2-butene	14.354	53	27549	12.33	ug/L	93
81) n-Propylbenzene	14.391	91	434149	21.76	ug/L	98
82) Bromobenzene	14.415	156	86642	22.21	ug/L	99
83) 1,1,2,2-Tetrachloroethane	14.445	83	114590	22.24	ug/L	98
84) 1,3,5-Trimethylbenzene	14.512	105	295851	22.14	ug/L	98
85) 2-Chlorotoluene	14.525	91	288983	21.93	ug/L	98
86) trans-1,4-Dichloro-2-B...	14.354	53	27549	12.33	ug/L	94
87) 1,2,3-Trichloropropane	14.561	110	35224	21.90	ug/L	92
88) Cyclohexanone	14.610	55	34538	124.24	ug/L	96
89) 4-Chlorotoluene	14.640	91	266066	21.91	ug/L	99
90) tert-Butylbenzene	14.744	91	172602	21.29	ug/L	97
92) 1,2,4-Trimethylbenzene	14.786	105	285570	20.83	ug/L	97
93) Pentachloroethane	14.792	167	56470	25.20	ug/L	97
94) sec-Butylbenzene	14.865	105	349528	22.18	ug/L	99
95) 4-Isopropyltoluene	14.944	119	292409	22.04	ug/L	99
96) 1,3-Dichlorobenzene	15.054	146	161433	22.25	ug/L	96
97) 1,4-Dichlorobenzene	15.115	146	163304	21.53	ug/L	97
98) n-Butylbenzene	15.236	92	166042	22.79	ug/L	99
99) Benzyl Chloride	15.267	126	50163	23.25	ug/L	97
100) 1,2-Dichlorobenzene	15.407	146	149445	21.44	ug/L	96
101) 1,2-Dibromo-3-Chloropr...	15.936	75	29742	20.94	ug/L	94
102) Hexachlorobutadiene	16.337	225	32775	21.81	ug/L	98
103) 1,2,4-Trichlorobenzene	16.392	180	88452	19.80	ug/L	91
104) Naphthalene	16.636	128	315631	21.30	ug/L	98
105) 1,2,3-Trichlorobenzene	16.776	180	86128	20.27	ug/L	99

Quantitation Report (QT Reviewed)

Data Path : C:\msdchem\1\data\JenniferF\12-20-2018\vc5132\
Data File : C0129304.D
Acq On : 18 Dec 2018 9:37 am
Operator : SHANICAO
Sample : BS Inst : MSVOA5
Misc : MS42146,VC5134,,,,,
ALS Vial : 4 Sample Multiplier: 1

Quant Method : C:\msdchem\1\methods\RTXVMS121118.M
Quant Results File: RTXVMS121118.RES
Quant Time: Dec 20 00:53:01 2018
Quant Title : SW-846 Method 5035A/8260B
QLast Update : Wed Dec 12 08:14:44 2018
Response via : Initial Calibration

Compound	R.T.	QIon	Response	Conc	Units	Dev(Min)
107) Ethanol	5.338	45	48588m	457.52	ug/L	
108) Acrolein	5.874	56	126176	112.69	ug/L	97
109) Tert Butyl Alcohol	7.030	59	256243	221.73	ug/L	95
110) Isobutyl alcohol	10.357	43	209848	457.55	ug/L	91
111) Tert Amyl Alcohol	10.461	59	199855	234.57	ug/L	97
112) 1,4-Dioxane	11.586	88	35899	421.57	ug/L	91
113) 3,3-dimethyl-1-butanol	13.168	57	1084512	1079.56	ug/L	99

(#) = qualifier out of range (m) = manual integration (+) = signals summed

Quantitation Report (QT Reviewed)

Data Path : C:\msdchem\1\data\JenniferF\12-20-2018\vc5132\
Data File : C0129304.D
Acq On : 18 Dec 2018 9:37 am
Operator : SHANICAO
Sample : BS Inst : MSVOA5
Misc : MS42146,VC5134,,,,,
ALS Vial : 4 Sample Multiplier: 1

Quant Method : C:\msdchem\1\methods\RTXVMS121118.M
Quant Results File: RTXVMS121118.RES
Quant Time: Dec 20 00:53:01 2018
Quant Title : SW-846 Method 5035A/8260B
QLast Update : Wed Dec 12 08:14:44 2018
Response via : Initial Calibration

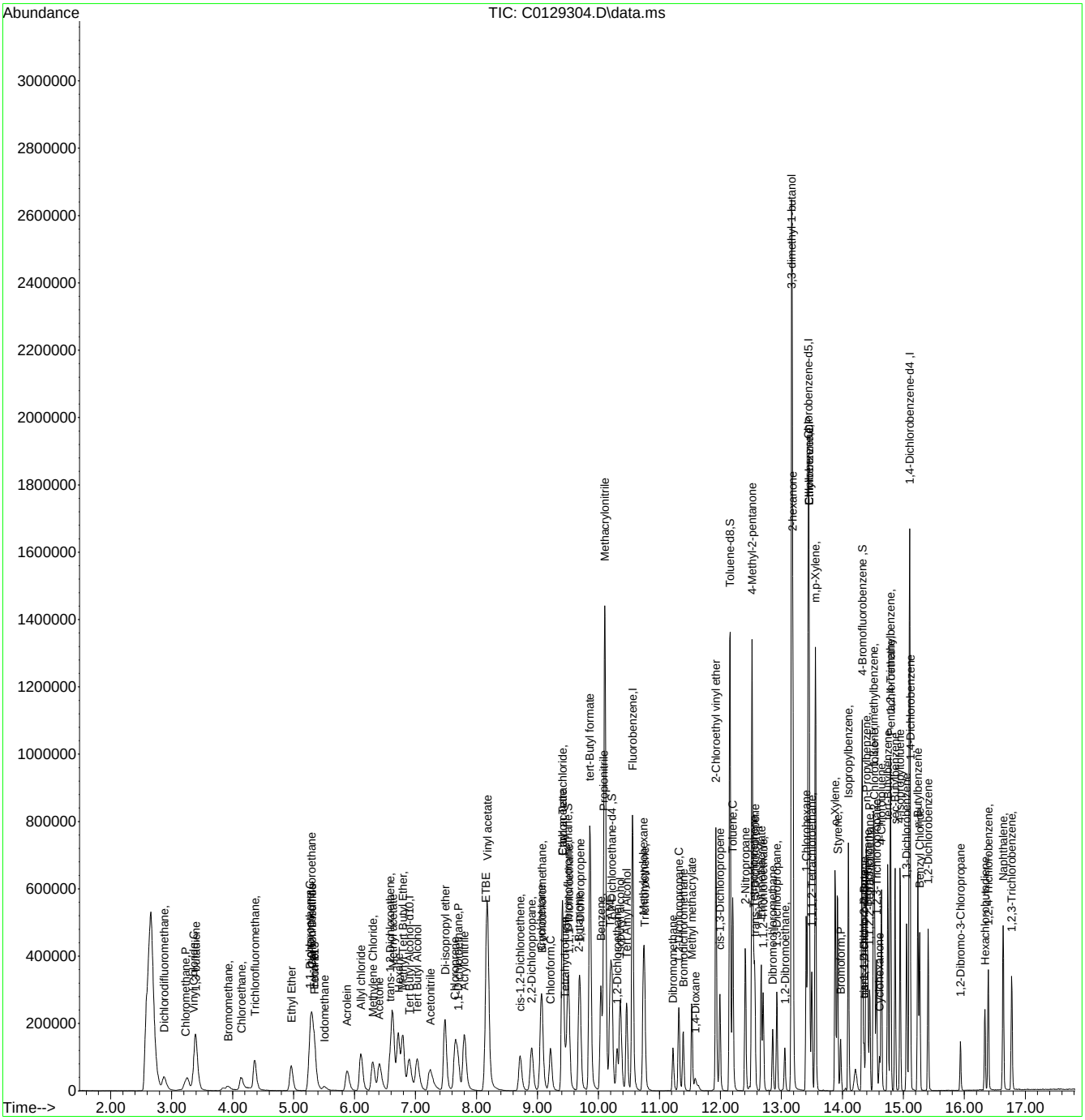

Manual Integration Approval Summary

Sample Number: VC5132-BS
Lab FileID: C0129304.D
Injection Time: 12/18/18 09:37
Method: SW846 8260B
Analyst approved: 12/20/18 02:05 Jennifer Fereira
Supervisor approved: 12/20/18 12:04 Melissa Mangual

Parameter	CAS	Sig#	R.T. (min.)	Reason
Ethyl Alcohol	64-17-5		5.34	Poor instrument integration

Quantitation Report (Qedit)

Data Path : C:\msdchem\1\data\JenniferF\12-20-2018\vc5132\
Data File : C0129304.D
Acq On : 18 Dec 2018 9:37 am
Operator : SHANICAO
Sample : BS Inst : MSVOA5
Misc : MS42146,VC5132,,,,,
ALS Vial : 4 Sample Multiplier: 1

Quant Method : C:\msdchem\1\methods\RTXVMS121118.M
Quant Results File: RTXVMS121118.RES
Quant Time: Dec 20 00:44:21 2018
Quant Title : SW-846 Method 5035A/8260B
QLast Update : Wed Dec 12 08:14:44 2018
Response via : Initial Calibration

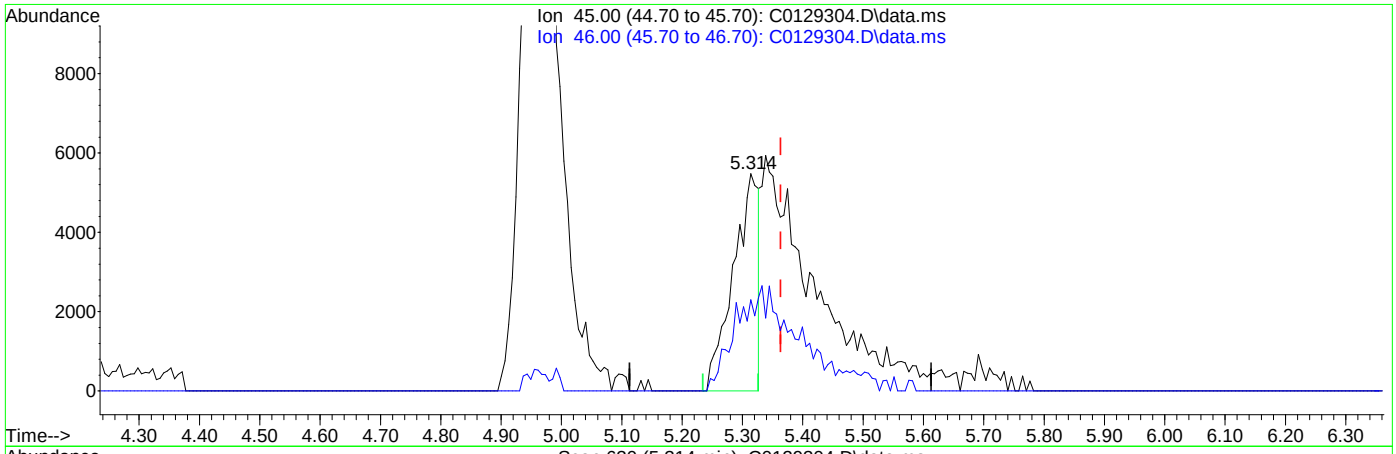

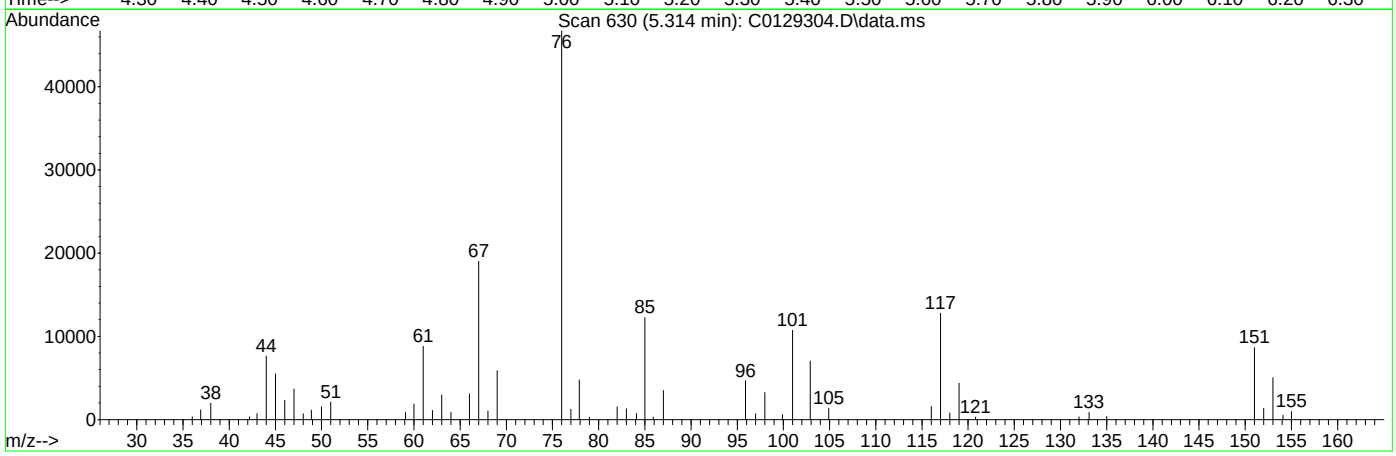

TIC: C0129304.D\data.ms

(107) Ethanol

5.314min (-0.049) 148.93ug/L

response 15816

Ion	Exp%	Act%
45.00	100	100
46.00	30.20	41.97
0.00	0.00	0.00
0.00	0.00	0.00

Quantitation Report (Qedit)

Data Path : C:\msdchem\1\data\JenniferF\12-20-2018\vc5132\
Data File : C0129304.D
Acq On : 18 Dec 2018 9:37 am
Operator : SHANICAO
Sample : BS Inst : MSVOA5
Misc : MS42146,VC5132,,,,,
ALS Vial : 4 Sample Multiplier: 1

Quant Method : C:\msdchem\1\methods\RTXVMS121118.M
Quant Results File: RTXVMS121118.RES
Quant Time: Dec 20 00:44:21 2018
Quant Title : SW-846 Method 5035A/8260B
QLast Update : Wed Dec 12 08:14:44 2018
Response via : Initial Calibration

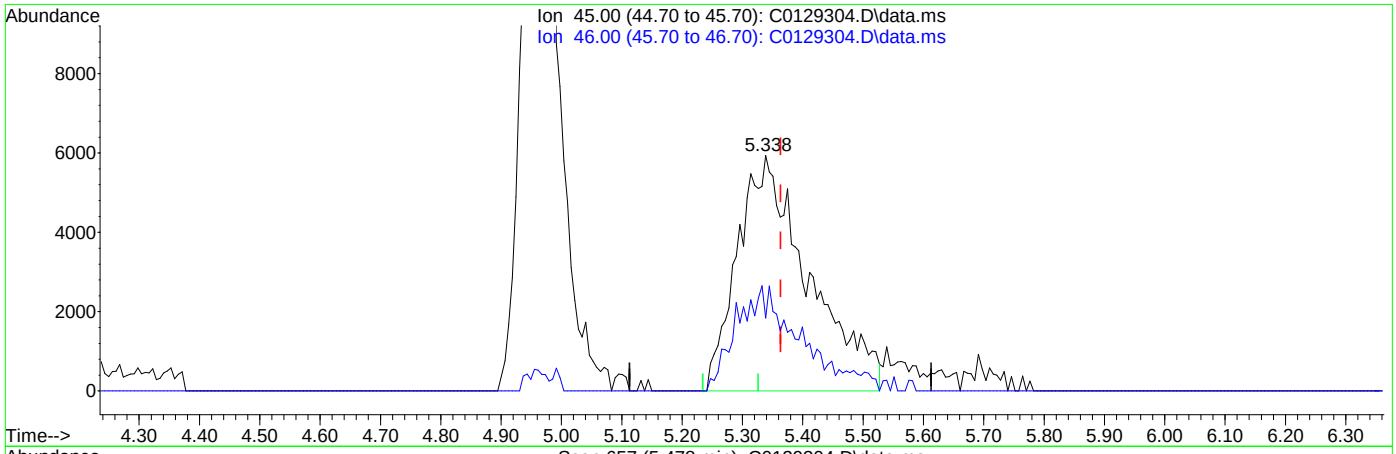

TIC: C0129304.D\data.ms

(107) Ethanol

5.338min (-0.025) 457.52ug/L m

response 48588

Ion	Exp%	Act%
45.00	100	100
46.00	30.20	31.03
0.00	0.00	0.00
0.00	0.00	0.00

Quantitation Report (QT Reviewed)

Data Path : C:\msdchem\1\data\2018-12-18\
Data File : 3C3216.D
Acq On : 18 Dec 2018 12:45 pm
Operator : seanp
Sample : BS
Misc : MS42126,V3C123,,,,,
ALS Vial : 52 Sample Multiplier: 1

Quant Time: Dec 18 13:28:05 2018
Quant Method : C:\msdchem\1\methods\2018-12-14APP9-3C_AQ.m
Quant Title : SW-846 Method 5035A/8260B
QLast Update : Mon Dec 17 15:54:58 2018
Response via : Initial Calibration

Compound	R.T.	QIon	Response	Conc	Units	Dev(Min)
Internal Standards						
1) Fluorobenzene	10.461	96	840353	50.00	ug/L	0.00
55) Chlorobenzene-d5	13.216	117	610834	50.00	ug/L	0.00
77) 1,4-Dichlorobenzene-d4	14.850	152	298974	50.00	ug/L	0.00
104) Tert Butyl Alcohol-d10	7.047	65	117984	250.00	ug/L	-0.01
System Monitoring Compounds						
35) Dibromofluoromethane	9.485	113	199733	51.28	ug/L	0.00
Spiked Amount 50.000	Range 83 - 118		Recovery = 102.56%			
45) 1,2-Dichloroethane-d4	10.150	65	258065	53.12	ug/L	0.00
Spiked Amount 50.000	Range 79 - 125		Recovery = 106.24%			
56) Toluene-d8	11.966	98	818353	49.15	ug/L	0.00
Spiked Amount 50.000	Range 85 - 112		Recovery = 98.30%			
78) 4-Bromofluorobenzene	14.082	174	233155	49.90	ug/L	0.00
Spiked Amount 50.000	Range 83 - 118		Recovery = 99.80%			
Target Compounds						Qvalue
2) Dichlorodifluoromethane	3.005	85	113070	22.82	ug/L	100
3) Chloromethane	3.389	50	184769	24.62	ug/L	95
4) Vinyl Chloride	3.517	62	142551	24.42	ug/L	96
5) Bromomethane	4.102	94	29887	10.41	ug/L	93
6) Chloroethane	4.316	64	39494	18.76	ug/L	96
7) Trichlorofluoromethane	4.559	101	147976	23.47	ug/L	96
8) Ethyl Ether	5.138	59	109262	25.12	ug/L	91
9) 1,2-Dichlorotrifluoroe...	5.480	67	144929	29.00	ug/L	97
10) 1,1-Dichloroethene	5.462	61	175684	27.19	ug/L	93
11) Freon 113	5.541	101	108719	27.03	ug/L	96
12) Carbon Disulfide	5.498	76	321006	30.08	ug/L	85
13) Iodomethane	5.718	142	50312	12.60	ug/L	94
14) Allyl chloride	6.309	41	211016	26.90	ug/L	90
15) Methylene Chloride	6.492	49	172410	24.59	ug/L	87
16) Acetone	6.602	43	232490	134.15	ug/L	100
17) Methyl acetate	6.821	43	594387	132.76	ug/L	72
18) trans-1,2-Dichloroethene	6.778	61	162627	25.59	ug/L	96
19) Hexane	6.919	56	112818	24.23	ug/L #	86
20) Methyl Tert Butyl Ether	6.986	73	328730	24.85	ug/L	95
21) Acetonitrile	7.437	41	208609	245.02	ug/L	99
22) Di-isopropyl ether	7.675	45	448166	26.00	ug/L	93
23) Chloroprene	7.851	53	192886	26.43	ug/L	86
24) 1,1-Dichloroethane	7.894	63	212126	25.99	ug/L	99
25) Acrylonitrile	8.004	53	293344	126.93	ug/L	96
26) ETBE	8.345	59	376906	23.66	ug/L	99
27) Vinyl acetate	8.376	43	1550985	131.56	ug/L	97
28) cis-1,2-Dichloroethene	8.839	96	109002	24.30	ug/L	89
29) 2,2-Dichloropropane	9.004	77	168797	26.34	ug/L	95
30) Bromochloromethane	9.132	128	54068	26.03	ug/L #	70
31) Cyclohexane	9.126	56	246907	27.54	ug/L	96
32) Chloroform	9.241	83	188533	25.11	ug/L	96
33) Ethyl acetate	9.418	43	778168	133.85	ug/L	98
34) Tetrahydrofuran	9.467	42	54889	25.10	ug/L	90
36) Carbon Tetrachloride	9.424	117	144338	24.76	ug/L	96
37) 1,1,1-Trichloroethane	9.522	97	177812	25.24	ug/L	95
38) 2-Butanone	9.662	43	372476	131.27	ug/L	97
39) 1,1-Dichloropropene	9.674	75	158929	26.10	ug/L	83
40) tert-Butyl Formate	9.833	59	323601	82.40	ug/L	94
41) Propionitrile	10.034	54	219993	246.81	ug/L	89
42) Methacrylonitrile	10.052	41	972104	264.03	ug/L	99
43) Benzene	9.985	78	445239	24.50	ug/L	88

Quantitation Report (QT Reviewed)

Data Path : C:\msdchem\1\data\2018-12-18\
Data File : 3C3216.D
Acq On : 18 Dec 2018 12:45 pm
Operator : seanp
Sample : BS
Misc : MS42126,V3C123,,,,,
ALS Vial : 52 Sample Multiplier: 1

Quant Time: Dec 18 13:28:05 2018
Quant Method : C:\msdchem\1\methods\2018-12-14APP9-3C_AQ.m
Quant Title : SW-846 Method 5035A/8260B
QLast Update : Mon Dec 17 15:54:58 2018
Response via : Initial Calibration

	Compound	R.T.	QIon	Response	Conc	Units		Dev(Min)
44)	TAME	10.119	73	323224	24.42	ug/L		92
46)	1,2-Dichloroethane	10.229	62	160852	25.00	ug/L		95
47)	Trichloroethene	10.637	95	113339	25.46	ug/L		93
48)	Methylcyclohexane	10.625	83	217820	27.59	ug/L		90
49)	Dibromomethane	11.070	93	64225	24.64	ug/L		91
50)	1,2-Dichloropropane	11.174	63	119295	24.71	ug/L		86
51)	Bromodichloromethane	11.223	83	136809	25.75	ug/L	#	97
52)	Methyl methacrylate	11.363	41	126220	24.07	ug/L		90
53)	2-Chloroethyl vinyl ether	11.741	63	183598	70.27	ug/L		93
54)	cis-1,3-Dichloropropene	11.802	75	177837	24.17	ug/L		81
57)	Toluene	12.009	91	464607	23.98	ug/L		96
58)	2-Nitropropane	12.216	41	198030	119.25	ug/L		77
59)	4-Methyl-2-pentanone	12.314	43	748607	130.20	ug/L		95
60)	trans-1,3-Dichloropropene	12.351	75	167350	24.72	ug/L		91
61)	Tetrachloroethene	12.338	166	109824	24.60	ug/L		99
62)	Ethyl methacrylate	12.454	69	149733	22.06	ug/L		83
63)	1,1,2-Trichloroethane	12.485	83	83149	23.75	ug/L		90
64)	Dibromochloromethane	12.637	129	101674	22.55	ug/L		97
65)	1,3-Dichloropropane	12.710	76	173888	22.68	ug/L		89
66)	1,2-Dibromoethane	12.838	107	98391	23.62	ug/L		98
67)	2-hexanone	12.966	43	664974	131.79	ug/L		93
68)	1-Chlorohexane	13.180	91	166842	26.33	ug/L		86
69)	Ethylbenzene	13.228	91	534620	24.27	ug/L		95
70)	Chlorobenzene	13.228	112	280653	23.36	ug/L		86
71)	1,1,1,2-Tetrachloroethane	13.265	131	100317	24.87	ug/L		91
72)	m,p-Xylene	13.326	91	832738	49.86	ug/L	#	67
73)	o-Xylene	13.649	91	412629	24.18	ug/L		95
74)	Styrene	13.686	104	313538	24.36	ug/L		97
75)	Bromoform	13.734	173	65826	21.98	ug/L		97
76)	Isopropylbenzene	13.862	105	510557	26.09	ug/L		97
79)	cis-1,4-Dichloro-2-butene	14.112	53	38770	15.92	ug/L	#	78
80)	n-Propylbenzene	14.149	91	627857	24.50	ug/L		86
81)	Bromobenzene	14.173	156	115464	23.11	ug/L		98
82)	1,1,2,2-Tetrachloroethane	14.198	83	139398	24.70	ug/L		96
83)	1,3,5-Trimethylbenzene	14.265	105	417162	24.28	ug/L		83
84)	2-Chlorotoluene	14.393	91	377093	24.00	ug/L		89
85)	trans-1,4-Dichloro-2-B...	14.320	53	38045	18.32	ug/L	#	9
86)	1,2,3-Trichloropropane	14.314	110	42771	23.45	ug/L		90
87)	Cyclohexanone	14.368	55	25381	108.73	ug/L		90
88)	4-Chlorotoluene	14.393	91	377093	24.00	ug/L		89
89)	tert-Butylbenzene	14.503	91	246324	24.04	ug/L		99
90)	1,2,4-Trimethylbenzene	14.539	105	419053	23.58	ug/L		90
91)	Pentachloroethane	14.545	167	67752	23.31	ug/L	#	73
92)	sec-Butylbenzene	14.618	105	533885	24.95	ug/L		98
93)	4-Isopropyltoluene	14.704	119	444817	25.18	ug/L		96
94)	1,3-Dichlorobenzene	14.807	146	222048	23.70	ug/L		94
95)	1,4-Dichlorobenzene	14.862	146	222814	23.10	ug/L		97
96)	n-Butylbenzene	14.990	92	246629	22.73	ug/L		97
97)	Benzyl Chloride	15.021	126	56345	21.42	ug/L	#	43
98)	1,2-Dichlorobenzene	15.155	146	207599	22.85	ug/L		95
99)	1,2-Dibromo-3-Chloropr...	15.691	75	26271	23.27	ug/L		81
100)	Hexachlorobutadiene	16.106	225	55821	20.95	ug/L		87
101)	1,2,4-Trichlorobenzene	16.167	180	136656	22.69	ug/L		97
102)	Naphthalene	16.423	128	408516	22.52	ug/L		56
103)	1,2,3-Trichlorobenzene	16.569	180	129837	22.39	ug/L		98
105)	Ethanol	5.437	45	38074	479.77	ug/L		97
106)	Acrolein	6.071	56	111963	114.36	ug/L		95
107)	Tert butyl alcohol	7.175	59	171805	257.71	ug/L		71

Quantitation Report (QT Reviewed)

Data Path : C:\msdchem\1\data\2018-12-18\
Data File : 3C3216.D
Acq On : 18 Dec 2018 12:45 pm
Operator : seanp
Sample : BS
Misc : MS42126,V3C123,,,,,
ALS Vial : 52 Sample Multiplier: 1

Quant Time: Dec 18 13:28:05 2018
Quant Method : C:\msdchem\1\methods\2018-12-14APP9-3C_AQ.m
Quant Title : SW-846 Method 5035A/8260B
QLast Update : Mon Dec 17 15:54:58 2018
Response via : Initial Calibration

Compound	R.T.	QIon	Response	Conc	Units		Dev(Min)
108) Isobutyl alcohol	10.241	42	75424	478.00	ug/L	#	59
109) Tert Amyl Alcohol	10.345	59	113457	242.57	ug/L		78
110) 1,4-Dioxane	11.418	88	29604	464.18	ug/L		77
111) 3,3-dimethyl-1-butanol	12.936	57	702948	1063.29	ug/L		97

(#) = qualifier out of range (m) = manual integration (+) = signals summed

Quantitation Report (QT Reviewed)

Data Path : C:\msdchem\1\data\2018-12-18\
Data File : 3C3216.D
Acq On : 18 Dec 2018 12:45 pm
Operator : seanp
Sample : BS
Misc : MS42126,V3C123,,,,,
ALS Vial : 52 Sample Multiplier: 1

Quant Time: Dec 18 13:28:05 2018
Quant Method : C:\msdchem\1\methods\2018-12-14APP9-3C_AQ.m
Quant Title : SW-846 Method 5035A/8260B
QLast Update : Mon Dec 17 15:54:58 2018
Response via : Initial Calibration

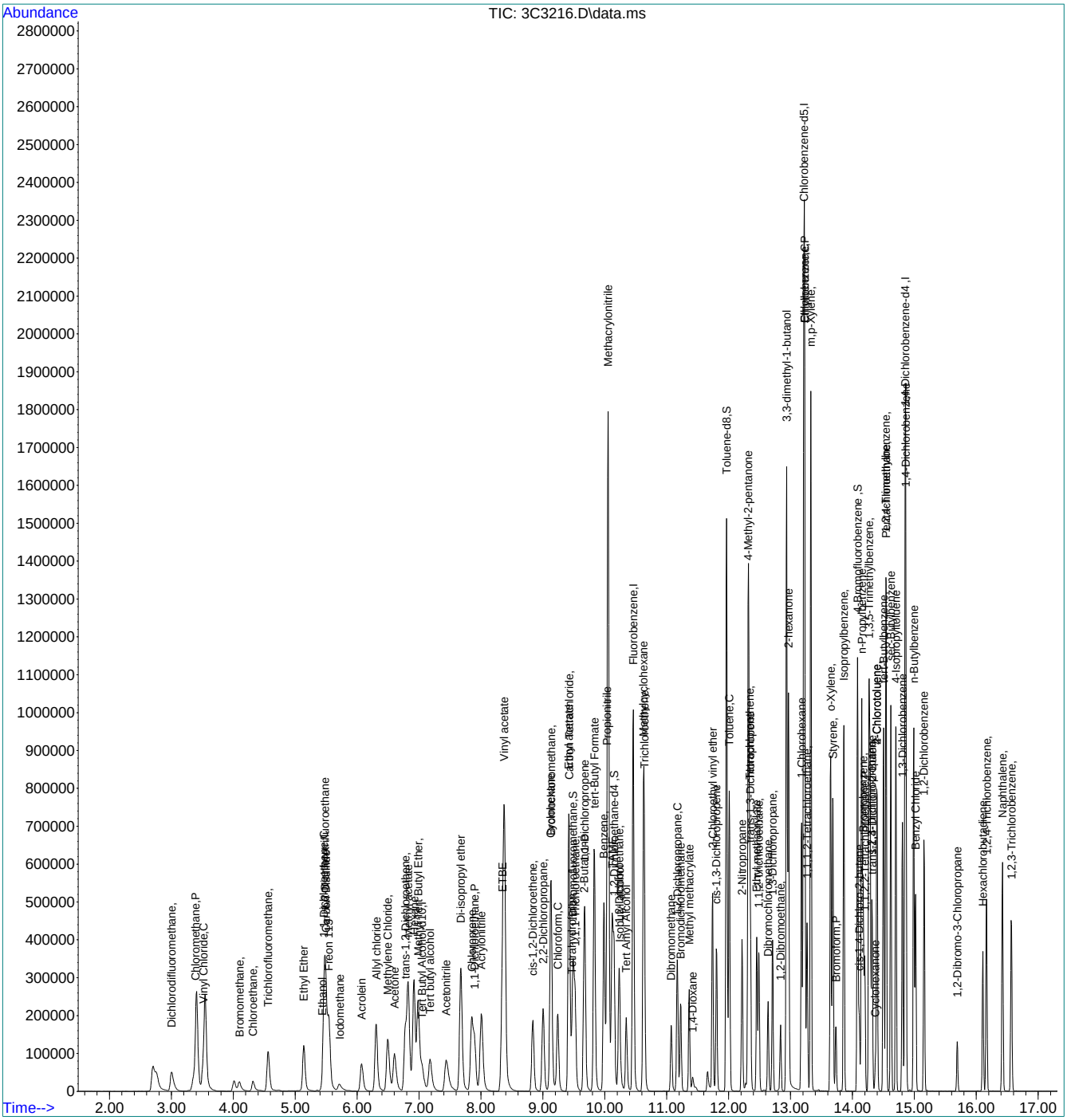

Manual Integrations APPROVED (compounds with "m" flag)
Melissa Mangual 12/20/18 14:06

Quantitation Report (QT Reviewed)

Data Path : C:\msdchem\1\data\BON\DECEMBER2018\12-20-18\vc5135\
Data File : C0129329.D
Acq On : 18 Dec 2018 8:38 pm
Operator : SHANICAO
Sample : BS
Misc : MS42131,VC5135,,,,,
ALS Vial : 29 Sample Multiplier: 1

Quant Time: Dec 19 22:03:28 2018
Quant Method : C:\msdchem\1\methods\RTXVMS121118.M
Quant Title : SW-846 Method 5035A/8260B
QLast Update : Wed Dec 12 08:14:44 2018
Response via : Initial Calibration

Compound	R.T.	QIon	Response	Conc	Units	Dev(Min)
Internal Standards						
1) Fluorobenzene	10.558	96	880839	50.00	ug/L	0.00
56) Chlorobenzene-d5	13.442	117	639880	50.00	ug/L	0.00
78) 1,4-Dichlorobenzene-d4	15.102	152	311993	50.00	ug/L	0.00
106) Tert Butyl Alcohol-d10	6.896	65	229329	250.00	ug/L	0.00
System Monitoring Compounds						
36) Dibromofluoromethane	9.499	113	206763	48.99	ug/L	0.00
Spiked Amount 50.000	Range 83 - 118		Recovery = 97.98%			
46) 1,2-Dichloroethane-d4	10.217	65	274383	49.36	ug/L	0.00
Spiked Amount 50.000	Range 79 - 125		Recovery = 98.72%			
57) Toluene-d8	12.158	98	898704	48.95	ug/L	0.00
Spiked Amount 50.000	Range 85 - 112		Recovery = 97.90%			
79) 4-Bromofluorobenzene	14.324	174	246560	50.77	ug/L	0.00
Spiked Amount 50.000	Range 83 - 118		Recovery = 101.54%			
Target Compounds						Qvalue
2) Dichlorodifluoromethane	2.886	85	94863	22.11	ug/L	95
3) Chloromethane	3.239	50	98935	24.17	ug/L	92
4) 1,3-butadiene	3.404	39	151580	33.96	ug/L	90
5) Vinyl Chloride	3.361	62	120399	24.57	ug/L	88
6) Bromomethane	3.927	94	28720	24.90	ug/L	85
7) Chloroethane	4.146	64	68284	27.01	ug/L	93
8) Trichlorofluoromethane	4.365	101	135184	22.22	ug/L	93
9) Ethyl Ether	4.961	59	84467	21.11	ug/L	96
10) 1,2-Dichlorotrifluoroe...	5.296	67	118091	27.68	ug/L	94
11) 1,1-Dichloroethene	5.265	61	157222	25.87	ug/L	99
12) Freon 113	5.350	101	84849	24.85	ug/L	98
13) Carbon Disulfide	5.308	76	274714	26.54	ug/L	94
14) Iodomethane	5.509	142	29398	15.09	ug/L	87
15) Allyl chloride	6.105	41	179151	24.88	ug/L	96
16) Methylene Chloride	6.305	49	149403	22.72	ug/L	93
17) Acetone	6.409	43	252835	118.92	ug/L	95
18) Methyl acetate	6.628	43	613562	117.14	ug/L	99
19) trans-1,2-Dichloroethene	6.585	61	145651	24.57	ug/L	98
20) Hexane	6.719	56	87766	19.76	ug/L	93
21) Methyl Tert Butyl Ether	6.786	73	317550	23.50	ug/L	95
22) Acetonitrile	7.236	41	207941	214.40	ug/L	99
23) Di-isopropyl ether	7.486	45	406239	23.66	ug/L	98
24) Chloroprene	7.656	53	182634	26.28	ug/L	95
25) 1,1-Dichloroethane	7.699	63	183609	24.76	ug/L	96
26) Acrylonitrile	7.802	52	246292	121.98	ug/L	97
27) ETBE	8.161	59	359312	22.31	ug/L	98
28) Vinyl acetate	8.179	43	1491117	119.20	ug/L	99
29) cis-1,2-Dichloroethene	8.721	96	93436	24.11	ug/L	97
30) 2,2-Dichloropropane	8.903	77	145977	22.19	ug/L	99
31) Bromochloromethane	9.073	128	41128	22.88	ug/L	92
32) Cyclohexane	9.061	56	208060	25.55	ug/L	93
33) Chloroform	9.213	83	164960	23.51	ug/L	99
34) Ethyl acetate	9.408	43	885795	129.94	ug/L	100
35) Tetrahydrofuran	9.457	42	66493	22.55	ug/L	95
37) Carbon Tetrachloride	9.408	117	128802	23.99	ug/L	96
38) 1,1,1-Trichloroethane	9.518	97	156799	23.86	ug/L	95
39) 2-Butanone	9.676	43	418680	118.11	ug/L	99
40) 1,1-Dichloropropene	9.706	75	136956	24.23	ug/L	96
41) tert-Butyl formate	9.864	59	627066	234.52	ug/L	96
42) Propionitrile	10.083	54	236287	224.84	ug/L	97
43) Methacrylonitrile	10.102	41	915565	221.36	ug/L	98
44) Benzene	10.041	78	371467	23.40	ug/L	99
45) TAME	10.193	73	301709	21.39	ug/L	97
47) 1,2-Dichloroethane	10.308	62	140341	22.38	ug/L	98
48) Trichloroethene	10.759	95	98083	23.88	ug/L	96
49) Methylcyclohexane	10.740	83	162526	22.84	ug/L	94

Quantitation Report (QT Reviewed)

Data Path : C:\msdchem\1\data\BON\DECEMBER2018\12-20-18\vc5135\
Data File : C0129329.D
Acq On : 18 Dec 2018 8:38 pm
Operator : SHANICAO
Sample : BS
Misc : MS42131,VC5135,,,,,
ALS Vial : 29 Sample Multiplier: 1

Quant Time: Dec 19 22:03:28 2018
Quant Method : C:\msdchem\1\methods\RTXVMS121118.M
Quant Title : SW-846 Method 5035A/8260B
QLast Update : Wed Dec 12 08:14:44 2018
Response via : Initial Calibration

	Compound	R.T.	QIon	Response	Conc	Units		Dev(Min)
50)	Dibromomethane	11.221	93	61117	22.37	ug/L		91
51)	1,2-Dichloropropane	11.318	63	108310	22.32	ug/L		97
52)	Bromodichloromethane	11.391	83	131397	22.58	ug/L		98
53)	Methyl methacrylate	11.531	41	141797	23.16	ug/L		99
54)	2-Chloroethyl vinyl ether	11.927	63	342772	95.51	ug/L		97
55)	cis-1,3-Dichloropropene	11.994	75	162981	22.87	ug/L		99
58)	Toluene	12.200	91	398361	23.32	ug/L		100
59)	2-Nitropropane	12.407	41	263339	121.53	ug/L		98
60)	4-Methyl-2-pentanone	12.517	43	870456	117.87	ug/L		100
61)	trans-1,3-Dichloropropene	12.565	75	153111	22.64	ug/L		96
62)	Tetrachloroethene	12.541	166	97606	23.87	ug/L		96
63)	Ethyl methacrylate	12.669	69	154725	22.96	ug/L		98
64)	1,1,2-Trichloroethane	12.699	83	73936	22.61	ug/L		93
65)	Dibromochloromethane	12.857	129	93261	22.58	ug/L		99
66)	1,3-Dichloropropane	12.924	76	155263	21.63	ug/L		96
67)	1,2-Dibromoethane	13.052	107	88613	22.13	ug/L		97
68)	2-hexanone	13.186	43	863726	116.18	ug/L		99
69)	1-Chlorohexane	13.405	91	136584	23.68	ug/L		99
70)	Ethylbenzene	13.454	91	444027	22.44	ug/L		99
71)	Chlorobenzene	13.454	112	232600	21.91	ug/L		93
72)	1,1,1,2-Tetrachloroethane	13.496	131	88596	22.84	ug/L		98
73)	m,p-Xylene	13.557	91	687992	45.15	ug/L		96
74)	o-Xylene	13.880	91	354076	22.56	ug/L		98
75)	Styrene	13.922	104	265708	22.13	ug/L		98
76)	Bromoform	13.971	173	65071	21.37	ug/L		96
77)	Isopropylbenzene	14.099	105	408467	22.95	ug/L		98
80)	cis-1,4-Dichloro-2-butene	14.354	53	38323	15.69	ug/L		95
81)	n-Propylbenzene	14.391	91	481482	22.08	ug/L		96
82)	Bromobenzene	14.415	156	97426	22.85	ug/L		95
83)	1,1,2,2-Tetrachloroethane	14.445	83	132161	23.47	ug/L		97
84)	1,3,5-Trimethylbenzene	14.512	105	317581	21.75	ug/L		98
85)	2-Chlorotoluene	14.524	91	328244	22.79	ug/L		98
86)	trans-1,4-Dichloro-2-B...	14.354	53	38323	15.69	ug/L		98
87)	1,2,3-Trichloropropane	14.555	110	38316	21.80	ug/L		91
88)	Cyclohexanone	14.610	55	38138	125.54	ug/L		96
89)	4-Chlorotoluene	14.640	91	298687	22.51	ug/L		98
90)	tert-Butylbenzene	14.743	91	185534	20.94	ug/L		99
92)	1,2,4-Trimethylbenzene	14.786	105	316151	21.10	ug/L		97
93)	Pentachloroethane	14.792	167	54510	22.26	ug/L		94
94)	sec-Butylbenzene	14.865	105	374057	21.72	ug/L		99
95)	4-Isopropyltoluene	14.950	119	306324	21.13	ug/L		99
96)	1,3-Dichlorobenzene	15.054	146	175090	22.08	ug/L		98
97)	1,4-Dichlorobenzene	15.115	146	175985	21.23	ug/L		96
98)	n-Butylbenzene	15.236	92	173413	21.78	ug/L		99
99)	Benzyl Chloride	15.267	126	46529	19.73	ug/L	#	88
100)	1,2-Dichlorobenzene	15.407	146	165226	21.69	ug/L		96
101)	1,2-Dibromo-3-Chloropr...	15.936	75	32759	21.10	ug/L		95
102)	Hexachlorobutadiene	16.337	225	33116	20.17	ug/L		92
103)	1,2,4-Trichlorobenzene	16.392	180	93295	19.10	ug/L		96
104)	Naphthalene	16.635	128	339607	20.97	ug/L		100
105)	1,2,3-Trichlorobenzene	16.775	180	88020	18.95	ug/L		96
107)	Ethanol	5.314	45	51478m	494.34	ug/L		
108)	Acrolein	5.874	56	136079	124.10	ug/L		100
109)	Tert Butyl Alcohol	7.029	59	278434	245.55	ug/L		97
110)	Isobutyl alcohol	10.357	43	200700	446.65	ug/L		98
111)	Tert Amyl Alcohol	10.467	59	210047	250.47	ug/L		97
112)	1,4-Dioxane	11.586	88	38445	461.62	ug/L		98
113)	3,3-dimethyl-1-butanol	13.168	57	1202527	1220.75	ug/L		99

(#) = qualifier out of range (m) = manual integration (+) = signals summed

Quantitation Report (QT Reviewed)

Data Path : C:\msdchem\1\data\BON\DECEMBER2018\12-20-18\vc5135\
Data File : C0129329.D
Acq On : 18 Dec 2018 8:38 pm
Operator : SHANICAO
Sample : BS
Misc : MS42131,VC5135,,,,,
ALS Vial : 29 Sample Multiplier: 1

Quant Time: Dec 19 22:03:28 2018
Quant Method : C:\msdchem\1\methods\RTXVMS121118.M
Quant Title : SW-846 Method 5035A/8260B
QLast Update : Wed Dec 12 08:14:44 2018
Response via : Initial Calibration

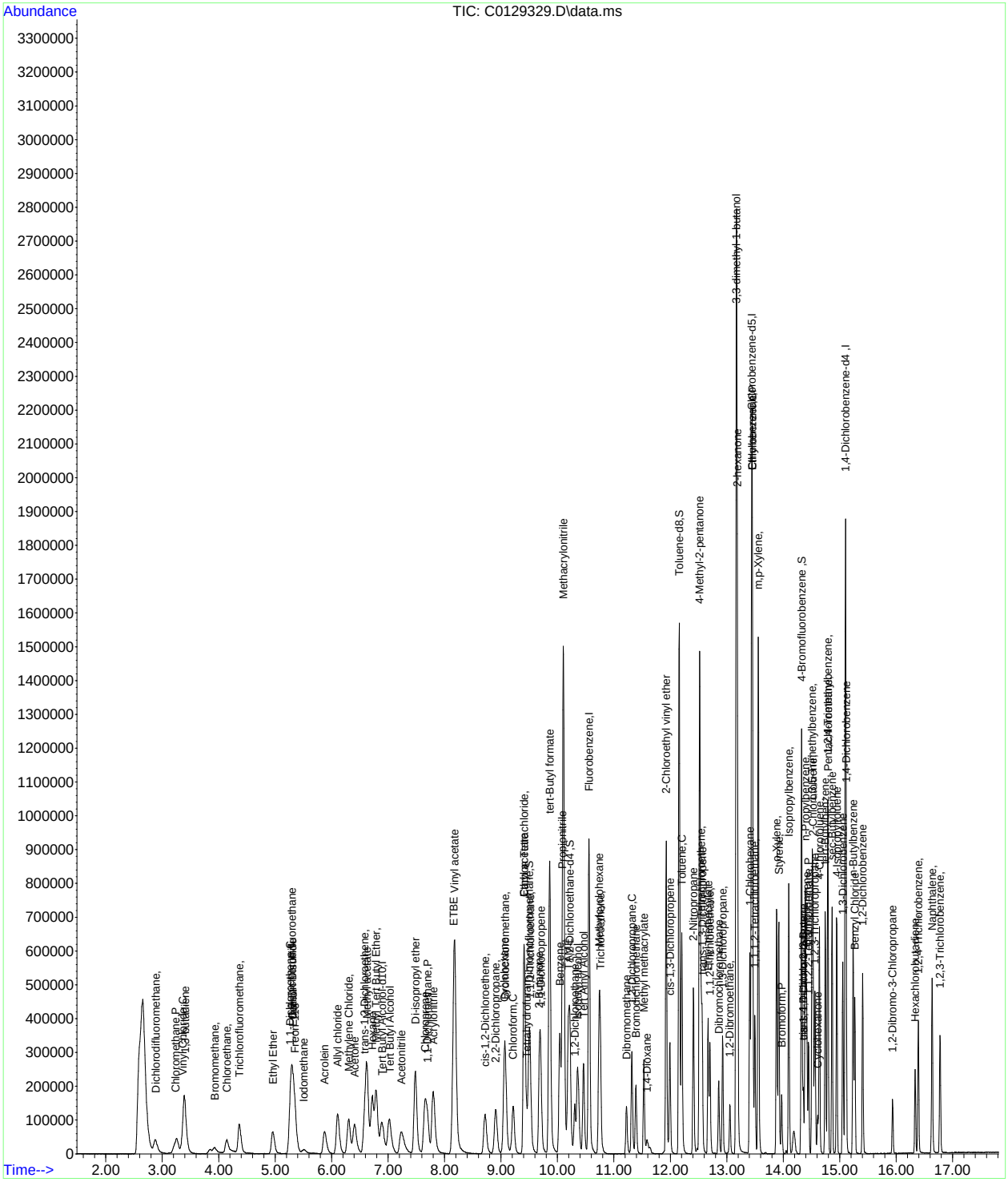

Manual Integration Approval Summary

Sample Number:	VC5135-BS	**Method:**	SW846 8260B
Lab FileID:	C0129329.D	**Analyst approved:**	12/20/18 00:03 Bon Umali
Injection Time:	12/18/18 20:38	**Supervisor approved:**	12/20/18 14:06 Melissa Mangual

Parameter	CAS	Sig#	R.T. (min.)	Reason
Ethyl Alcohol	64-17-5		5.31	Poor instrument integration

Quantitation Report (Qedit)

Data Path : C:\msdchem\1\data\BON\DECEMBER2018\12-20-18\vc5135\
Data File : C0129329.D
Acq On : 18 Dec 2018 8:38 pm
Operator : SHANICAO
Sample : BS
Misc : MS42131,VC5135,,,,,
ALS Vial : 29 Sample Multiplier: 1

Quant Time: Dec 19 21:57:16 2018
Quant Method : C:\msdchem\1\methods\RTXVMS121118.M
Quant Title : SW-846 Method 5035A/8260B
QLast Update : Wed Dec 12 08:14:44 2018
Response via : Initial Calibration

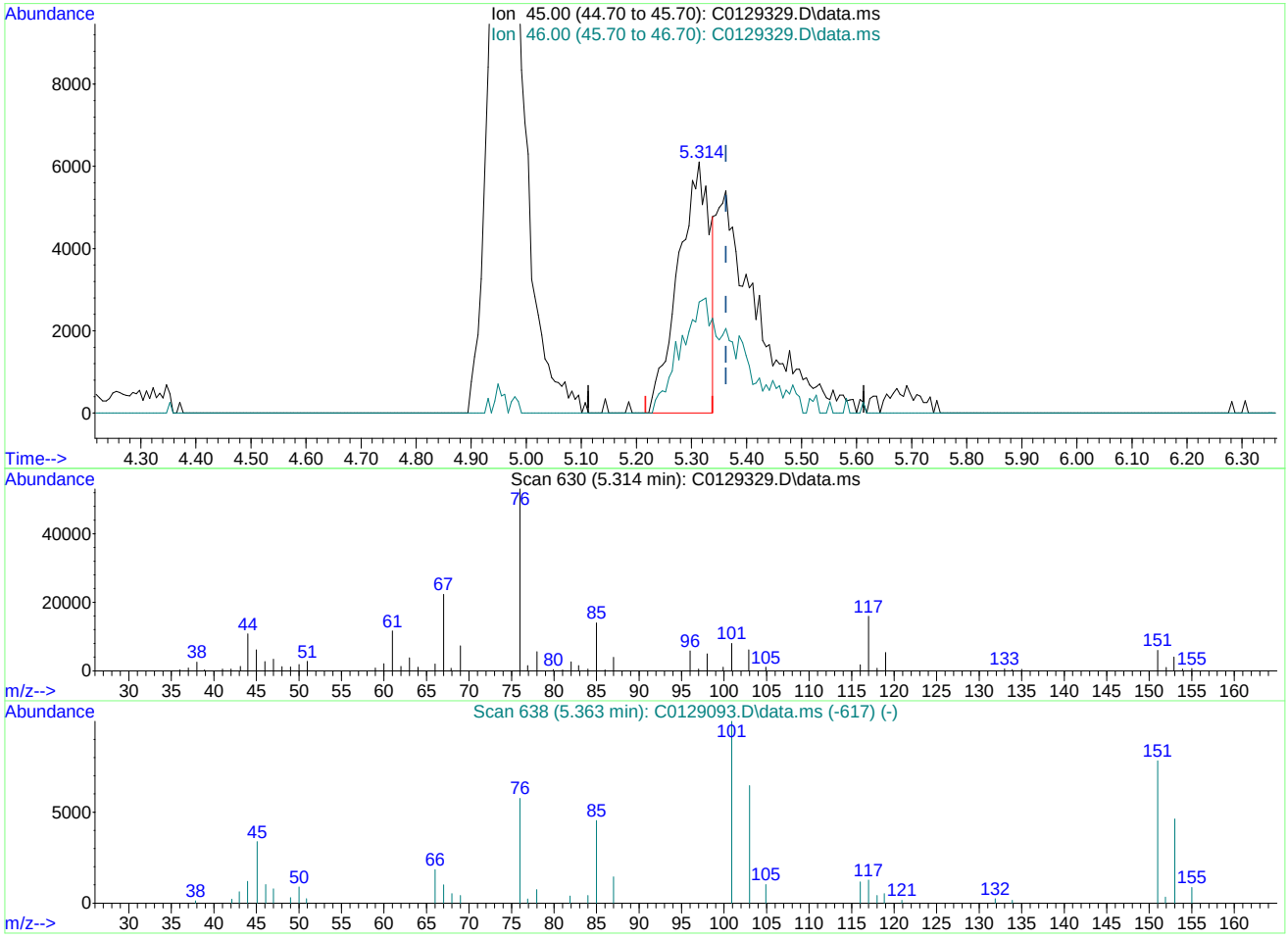

TIC: C0129329.D\data.ms

(107) Ethanol

5.314min (-0.049) 230.91ug/L

response 24046

Ion	Exp%	Act%
45.00	100	100
46.00	30.20	44.24
0.00	0.00	0.00
0.00	0.00	0.00

Quantitation Report (Qedit)

Data Path : C:\msdchem\1\data\BON\DECEMBER2018\12-20-18\vc5135\
Data File : C0129329.D
Acq On : 18 Dec 2018 8:38 pm
Operator : SHANICAO
Sample : BS
Misc : MS42131,VC5135,,,,,
ALS Vial : 29 Sample Multiplier: 1

Quant Time: Dec 19 21:57:16 2018
Quant Method : C:\msdchem\1\methods\RTXVMS121118.M
Quant Title : SW-846 Method 5035A/8260B
QLast Update : Wed Dec 12 08:14:44 2018
Response via : Initial Calibration

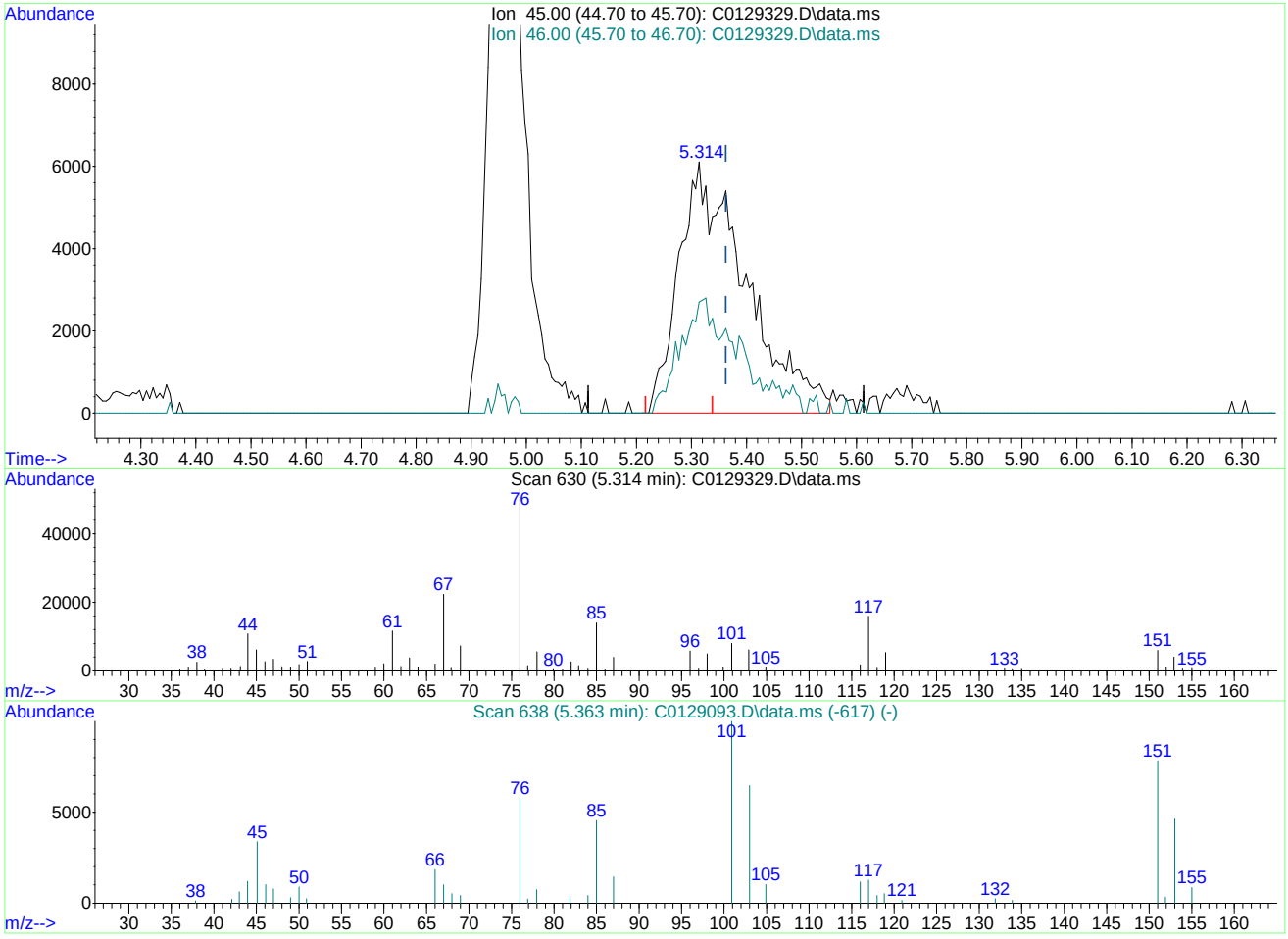

TIC: C0129329.D\data.ms

(107) Ethanol

5.314min (-0.049) 494.34ug/L m

response 51478

Ion	Exp%	Act%
45.00	100	100
46.00	30.20	44.24
0.00	0.00	0.00
0.00	0.00	0.00

Quantitation Report (QT Reviewed)

Data Path : C:\msdchem\1\data\JenniferF\12-20-2018\vy1551\
Data File : Y39053.D
Acq On : 18 Dec 2018 9:22 pm
Operator : eileeng
Sample : bs Inst : MSVOA14-Y
Misc : MS42161,VY1551,,,,,
ALS Vial : 32 Sample Multiplier: 1

Quant Method : C:\msdchem\1\METHODS\Y-nov0818w.M
Quant Results File: Y-nov0818w.RES
Quant Time: Dec 19 23:23:40 2018
Quant Title : SW-846 Method 5035A/8260B
QLast Update : Fri Sep 14 08:38:11 2018
Response via : Initial Calibration

Compound	R.T.	QIon	Response	Conc	Units	Dev(Min)
Internal Standards						
1) Fluorobenzene	11.607	96	1165258	50.00	ug/L	0.00
56) Chlorobenzene-d5	14.642	117	1013426	50.00	ug/L	0.00
78) 1,4-Dichlorobenzene-d4	16.332	152	538571	50.00	ug/L	0.00
105) Tert Butyl Alcohol-d10	7.521	65	107023	250.00	ug/L	0.00
System Monitoring Compounds						
36) Dibromofluoromethane	10.434	113	292011	54.50	ug/L	0.00
Spiked Amount 50.000	Range 83 - 118		Recovery = 109.00%			
46) 1,2-Dichloroethane-d4	11.236	65	370092	54.86	ug/L	0.00
Spiked Amount 50.000	Range 79 - 125		Recovery = 109.72%			
57) Toluene-d8	13.310	98	1201520	46.66	ug/L	0.00
Spiked Amount 50.000	Range 85 - 112		Recovery = 93.32%			
79) 4-Bromofluorobenzene	15.548	174	413453	50.54	ug/L	0.00
Spiked Amount 50.000	Range 83 - 118		Recovery = 101.08%			
Target Compounds						Qvalue
2) Dichlorodifluoromethane	3.045	85	156387	23.91	ug/L	99
3) Chloromethane	3.422	50	145287	21.87	ug/L	95
4) 1,3-butadiene	3.610	39	142029	26.62	ug/L	93
5) Vinyl Chloride	3.574	62	147471	23.86	ug/L	97
6) Bromomethane	4.194	94	35935	20.72	ug/L	97
7) Chloroethane	4.443	64	73219	28.21	ug/L	94
8) Trichlorofluoromethane	4.717	101	256917	31.21	ug/L	99
9) Ethyl Ether	5.368	59	101701	27.23	ug/L	96
10) 1,2-Dichlorotrifluoroe...	5.745	67	164598	30.27	ug/L	90
11) 1,1-Dichloroethene	5.708	61	209457	27.72	ug/L	98
12) Freon 113	5.806	101	140227	28.17	ug/L	98
13) Carbon Disulfide	5.733	76	407958	29.31	ug/L	95
14) Iodomethane	5.970	142	30783	19.01	ug/L	96
15) Allyl chloride	6.657	41	204834	26.10	ug/L	90
16) Methylene Chloride	6.864	49	165977	24.84	ug/L	97
17) Acetone	6.992	43	150447	121.18	ug/L	99
18) Methyl acetate	7.253	43	373226	116.53	ug/L	98
19) trans-1,2-Dichloroethene	7.180	61	183097	26.89	ug/L	96
20) Hexane	7.350	56	116376	26.58	ug/L	91
21) Methyl Tert Butyl Ether	7.435	73	358167	26.80	ug/L	94
22) Acetonitrile	7.916	41	124930	206.09	ug/L	96
23) Di-isopropyl ether	8.220	45	404055	24.31	ug/L	95
24) Chloroprene	8.384	53	209684	31.28	ug/L	97
25) 1,1-Dichloroethane	8.427	63	240917	28.14	ug/L	98
26) Acrylonitrile	8.554	53	174316	114.80	ug/L	95
27) ETBE	8.968	59	358288	24.23	ug/L	96
28) Vinyl acetate	8.998	43	1079152	106.54	ug/L	97
29) cis-1,2-Dichloroethene	9.546	96	136329	26.29	ug/L	97
30) 2,2-Dichloropropane	9.777	77	226748	29.33	ug/L	99
31) Bromochloromethane	9.947	128	66997	29.07	ug/L #	85
32) Cyclohexane	9.935	56	257614	27.25	ug/L	96
33) Chloroform	10.111	83	241433	28.82	ug/L	94
34) Ethyl acetate	10.373	43	466550	115.26	ug/L	99
35) Tetrahydrofuran	10.391	42	63944	21.64	ug/L	95
37) Carbon Tetrachloride	10.336	117	223035	32.64	ug/L	98
38) 1,1,1-Trichloroethane	10.458	97	245934	29.98	ug/L	98
39) 2-Butanone	10.659	43	210741	114.17	ug/L	100
40) 1,1-Dichloropropene	10.665	75	198856	28.83	ug/L	96
41) tert-Butyl formate	10.865	59	245717	165.39	ug/L	96
42) Propionitrile	11.096	54	130377	235.01	ug/L	99

Quantitation Report (QT Reviewed)

Data Path : C:\msdchem\1\data\JenniferF\12-20-2018\vy1551\
Data File : Y39053.D
Acq On : 18 Dec 2018 9:22 pm
Operator : eileeng
Sample : bs Inst : MSVOA14-Y
Misc : MS42161,VY1551,,,,,
ALS Vial : 32 Sample Multiplier: 1

Quant Method : C:\msdchem\1\METHODS\Y-nov0818w.M
Quant Results File: Y-nov0818w.RES
Quant Time: Dec 19 23:23:40 2018
Quant Title : SW-846 Method 5035A/8260B
QLast Update : Fri Sep 14 08:38:11 2018
Response via : Initial Calibration

Compound	R.T.	QIon	Response	Conc	Units		Dev(Min)
43) Methacrylonitrile	11.127	41	622629	240.09	ug/L		95
44) Benzene	11.042	78	549097	26.52	ug/L		97
45) TAME	11.224	73	335996	24.93	ug/L		96
47) 1,2-Dichloroethane	11.328	62	178449	27.46	ug/L		95
48) Trichloroethene	11.814	95	148546	29.06	ug/L		97
49) Methylcyclohexane	11.802	83	283040	29.19	ug/L		97
50) Dibromomethane	12.307	93	72209	27.38	ug/L		96
51) 1,2-Dichloropropane	12.422	63	128996	26.20	ug/L		90
52) Bromodichloromethane	12.489	83	175553	29.65	ug/L		97
53) Methyl methacrylate	12.665	41	85221	24.21	ug/L		96
54) 2-Chloroethyl vinyl ether	13.073	63	175083	79.69	ug/L		96
55) cis-1,3-Dichloropropene	13.134	75	218850	26.75	ug/L		96
58) Toluene	13.359	91	593494	23.97	ug/L		98
59) 2-Nitropropane	13.578	41	154247	108.84	ug/L		97
60) 4-Methyl-2-pentanone	13.699	43	465322	104.70	ug/L		96
61) trans-1,3-Dichloropropene	13.736	75	189302	24.63	ug/L		96
62) Tetrachloroethene	13.711	166	166358	25.91	ug/L		98
63) Ethyl methacrylate	13.857	69	136446	20.72	ug/L		94
64) 1,1,2-Trichloroethane	13.876	83	86776	23.49	ug/L		97
65) Dibromochloromethane	14.034	129	126215	25.73	ug/L		99
66) 1,3-Dichloropropane	14.113	76	193260	22.45	ug/L		98
67) 1,2-Dibromoethane	14.240	107	107778	24.33	ug/L		97
68) 2-hexanone	14.392	43	398376	102.24	ug/L		96
69) 1-Chlorohexane	14.611	91	233530	26.86	ug/L		97
70) Ethylbenzene	14.660	91	699543	24.40	ug/L		99
71) Chlorobenzene	14.654	112	364168	23.77	ug/L		97
72) 1,1,1,2-Tetrachloroethane	14.703	131	138684	26.15	ug/L		94
73) m,p-Xylene	14.770	91	1122541	50.26	ug/L		99
74) o-Xylene	15.098	91	567562	24.89	ug/L		99
75) Styrene	15.134	104	402085	24.91	ug/L		97
76) Bromoform	15.183	173	71892	22.45	ug/L		96
77) Isopropylbenzene	15.323	105	734722	25.88	ug/L		99
80) cis-1,4-Dichloro-2-butene	15.578	53	39712	23.14	ug/L		86
81) n-Propylbenzene	15.615	91	865982	24.23	ug/L		98
82) Bromobenzene	15.633	156	161559	24.07	ug/L		99
83) 1,1,2,2-Tetrachloroethane	15.670	83	120714	22.63	ug/L		95
84) 1,3,5-Trimethylbenzene	15.743	105	583447	24.31	ug/L		96
85) 2-Chlorotoluene	15.749	91	545947	24.42	ug/L		96
86) trans-1,4-Dichloro-2-B...	15.791	53	36403	21.64	ug/L		92
87) 1,2,3-Trichloropropane	15.785	110	42316	22.65	ug/L		90
88) Cyclohexanone	15.840	55	15118	31.98	ug/L		95
89) 4-Chlorotoluene	15.864	91	514160	24.14	ug/L		97
90) tert-Butylbenzene	15.980	91	358446	24.83	ug/L		98
91) 1,2,4-Trimethylbenzene	16.022	105	571377	23.32	ug/L		98
92) Pentachloroethane	16.016	167	90814	25.69	ug/L		96
93) sec-Butylbenzene	16.101	105	764392	23.71	ug/L		97
94) 4-Isopropyltoluene	16.186	119	651922	23.72	ug/L		100
95) 1,3-Dichlorobenzene	16.284	146	317418	23.81	ug/L		99
96) 1,4-Dichlorobenzene	16.345	146	300725	23.00	ug/L		99
97) n-Butylbenzene	16.472	92	320522	22.73	ug/L		97
98) Benzyl Chloride	16.503	126	50699	18.75	ug/L	#	91
99) 1,2-Dichlorobenzene	16.643	146	288521	23.25	ug/L		97
100) 1,2-Dibromo-3-Chloropr...	17.178	75	24925	20.90	ug/L		98
101) Hexachlorobutadiene	17.597	225	75126	21.89	ug/L		93
102) 1,2,4-Trichlorobenzene	17.652	180	189576	23.73	ug/L		97
103) Naphthalene	17.914	128	438046	22.71	ug/L		99
104) 1,2,3-Trichlorobenzene	18.053	180	166993	23.73	ug/L		97

Quantitation Report (QT Reviewed)

Data Path : C:\msdchem\1\data\JenniferF\12-20-2018\vy1551\
Data File : Y39053.D
Acq On : 18 Dec 2018 9:22 pm
Operator : eileeng
Sample : bs Inst : MSVOA14-Y
Misc : MS42161,VY1551,,,,,
ALS Vial : 32 Sample Multiplier: 1

Quant Method : C:\msdchem\1\METHODS\Y-nov0818w.M
Quant Results File: Y-nov0818w.RES
Quant Time: Dec 19 23:23:40 2018
Quant Title : SW-846 Method 5035A/8260B
QLast Update : Fri Sep 14 08:38:11 2018
Response via : Initial Calibration

Compound	R.T.	QIon	Response	Conc	Units	Dev(Min)
106) Ethanol	5.708	45	24033	452.41	ug/L	91
107) Acrolein	6.396	56	78018	104.87	ug/L	100
108) Tert Butyl Alcohol	7.667	59	118158	235.54	ug/L	93
109) Isobutyl alcohol	11.388	42	37970	394.72	ug/L	89
110) Tert Amyl Alcohol	11.510	59	61221	224.02	ug/L	85
111) 1,4-Dioxane	12.708	88	23171	479.60	ug/L	87
112) 3,3-dimethyl-1-butanol	14.368	57	391368	995.20	ug/L	93

(#) = qualifier out of range (m) = manual integration (+) = signals summed

Quantitation Report (QT Reviewed)

Data Path : C:\msdchem\1\data\JenniferF\12-20-2018\vy1551\
Data File : Y39053.D
Acq On : 18 Dec 2018 9:22 pm
Operator : eileeng
Sample : bs Inst : MSVOA14-Y
Misc : MS42161,VY1551,,,,,
ALS Vial : 32 Sample Multiplier: 1

Quant Method : C:\msdchem\1\METHODS\Y-nov0818w.M
Quant Results File: Y-nov0818w.RES
Quant Time: Dec 19 23:23:40 2018
Quant Title : SW-846 Method 5035A/8260B
QLast Update : Fri Sep 14 08:38:11 2018
Response via : Initial Calibration

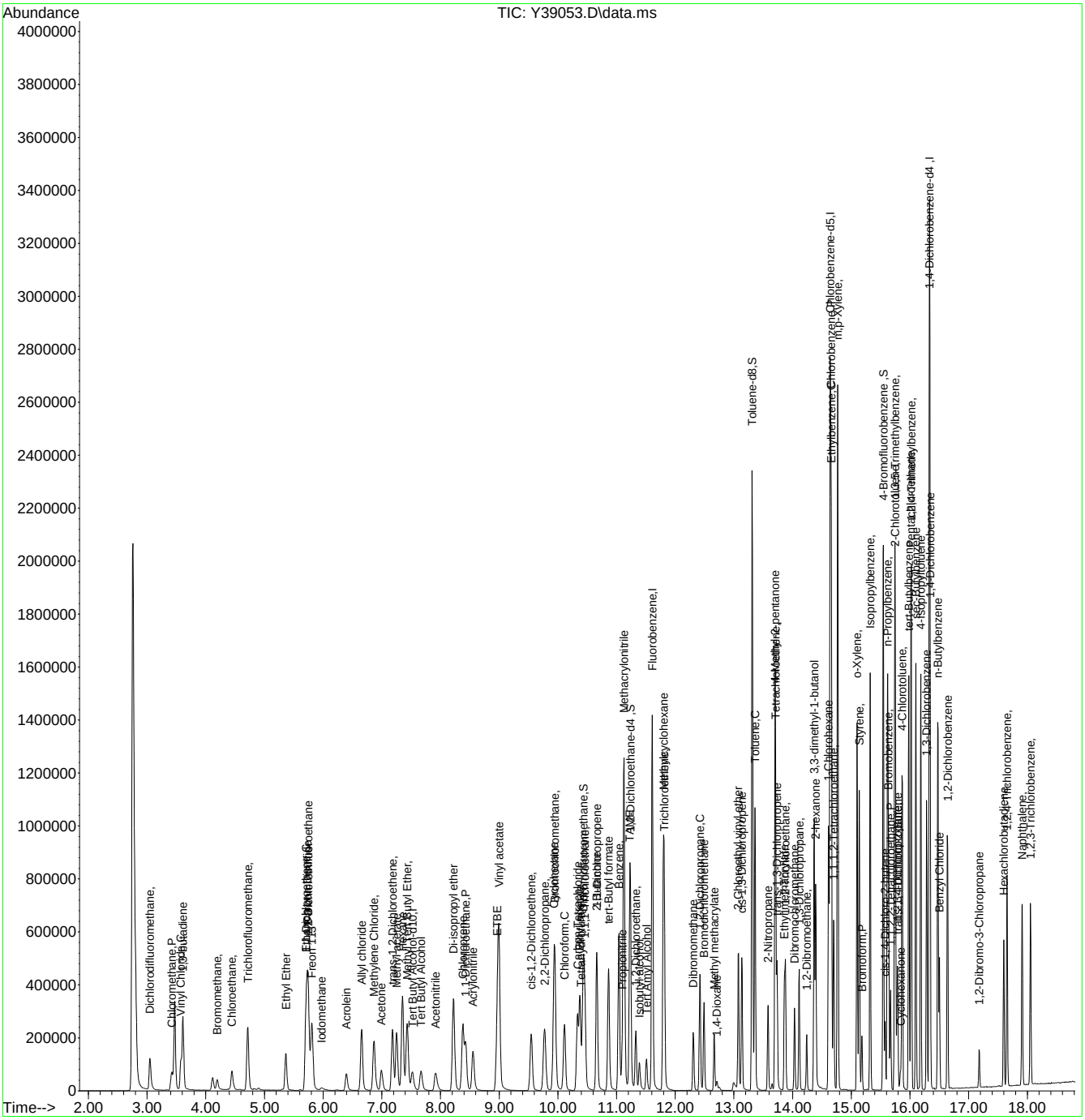

Manual Integrations APPROVED (compounds with "m" flag)
Melissa Mangual 12/21/18 11:56

Quantitation Report (QT Reviewed)

Data Path : C:\msdchem\1\data\BON\DECEMBER2018\12-21-18\v1a560\
Data File : 1A14692.D
Acq On : 19 Dec 2018 8:30 am
Operator : stutip
Sample : bs
Misc : MS42155,V1A560,,,,,
ALS Vial : 5 Sample Multiplier: 1

Quant Time: Dec 20 20:21:32 2018
Quant Method : C:\msdchem\1\methods\2018-12-13APP91A.m
Quant Title : SW-846 Method 5035A/8260B
QLast Update : Mon Dec 17 15:07:57 2018
Response via : Initial Calibration

Compound	R.T.	QIon	Response	Conc	Units	Dev(Min)
Internal Standards						
1) Fluorobenzene	10.946	96	914341	50.00	ug/L	0.00
57) Chlorobenzene-d5	13.793	117	718325	50.00	ug/L	0.00
80) 1,4-Dichlorobenzene-d4	15.457	152	398652	50.00	ug/L	0.00
107) Tert Butyl Alcohol-d10	7.318	65	257977	250.00	ug/L	0.00
System Monitoring Compounds						
36) Dibromofluoromethane	9.921	113	244244	51.50	ug/L	0.00
Spiked Amount 50.000	Range 83 - 118		Recovery = 103.00%			
46) 1,2-Dichloroethane-d4	10.610	65	267133	52.71	ug/L	0.00
Spiked Amount 50.000	Range 79 - 125		Recovery = 105.42%			
58) Toluene-d8	12.512	98	932609	48.82	ug/L	0.00
Spiked Amount 50.000	Range 85 - 112		Recovery = 97.64%			
59) a,a,a-Trifluorotoluene	11.842	146	3629	28.77	ug/L	0.00
Spiked Amount 250.000	Range 75 - 126		Recovery = 11.51%#			
81) 4-Bromofluorobenzene	14.677	174	322813	49.86	ug/L	0.00
Spiked Amount 50.000	Range 83 - 118		Recovery = 99.72%			
Target Compounds						Qvalue
2) Dichlorodifluoromethane	3.075	85	132675	22.57	ug/L	100
3) Chloromethane	3.453	50	158662m	20.94	ug/L	
4) 1,3-Butadiene	3.630	54	176777	32.24	ug/L	96
5) Vinyl Chloride	3.593	62	128200	22.66	ug/L	94
6) Bromomethane	4.203	94	37997	17.66	ug/L	96
7) Chloroethane	4.429	64	36254	22.32	ug/L	94
8) Trichlorofluoromethane	4.685	101	210942	25.51	ug/L	98
9) Ethyl Ether	5.325	59	133506	27.35	ug/L	92
10) 1,2-Dichlorotrifluoroe...	5.666	67	168727	31.11	ug/L	92
11) 1,1-Dichloroethene	5.660	61	222418	29.08	ug/L	97
12) Freon 113	5.745	101	142051	29.50	ug/L	98
13) Carbon Disulfide	5.709	76	382944	29.44	ug/L	98
14) Iodomethane	5.922	142	72570	19.16	ug/L	96
15) Allyl chloride	6.538	41	252491	30.58	ug/L	94
16) Methylene Chloride	6.739	49	212149	26.84	ug/L	88
17) Acetone	6.818	43	395906	146.75	ug/L	98
18) Methyl acetate	7.062	43	930763	146.51	ug/L	95
19) trans-1,2-Dichloroethene	7.056	61	207469	27.52	ug/L	96
20) Hexane	7.227	56	153655	30.02	ug/L	94
21) Methyl Tert Butyl Ether	7.263	73	420343	26.57	ug/L	82
22) Acetonitrile	7.660	41	340590	262.24	ug/L	99
23) Di-isopropyl ether	8.001	45	564810	27.43	ug/L	96
24) Chloroprene	8.172	53	241577	31.08	ug/L	90
25) 1,1-Dichloroethane	8.208	63	252985	27.87	ug/L	100
26) Acrylonitrile	8.269	53	451295	139.58	ug/L	99
27) ETBE	8.708	59	478036	25.61	ug/L	95
28) Vinyl acetate	8.696	43	1947247	139.29	ug/L	97
29) cis-1,2-Dichloroethene	9.232	96	148391	27.01	ug/L	93
30) 2,2-Dichloropropane	9.403	77	209811	28.69	ug/L	99
31) Bromochloromethane	9.549	128	75014	27.55	ug/L	90
32) Cyclohexane	9.580	56	313437	29.49	ug/L	94
33) Chloroform	9.665	83	240290	27.17	ug/L	96
34) Ethyl acetate	9.836	43	1250290	144.64	ug/L	99
35) Tetrahydrofuran	9.891	42	99670	27.97	ug/L	94
37) Carbon Tetrachloride	9.879	117	188499	29.88	ug/L	96
38) 1,1,1-Trichloroethane	9.964	97	234789	27.83	ug/L	99
39) 2-Butanone	10.074	43	654657	144.50	ug/L	89
40) 1,1-Dichloropropene	10.141	75	192466	28.21	ug/L	94
41) tert-Butyl Formate	10.269	59	728596	141.37	ug/L	87
42) Propionitrile	10.440	54	391244	267.19	ug/L	76
43) Methacrylonitrile	10.476	41	1375564	272.57	ug/L	99
44) Benzene	10.452	78	502990	26.41	ug/L	82
45) TAME	10.598	73	391936	25.81	ug/L	87
47) 1,2-Dichloroethane	10.689	62	199568	26.36	ug/L	96

Quantitation Report (QT Reviewed)

Data Path : C:\msdchem\1\data\BON\DECEMBER2018\12-21-18\v1a560\
Data File : 1A14692.D
Acq On : 19 Dec 2018 8:30 am
Operator : stutip
Sample : bs
Misc : MS42155,V1A560,,,,,
ALS Vial : 5 Sample Multiplier: 1

Quant Time: Dec 20 20:21:32 2018
Quant Method : C:\msdchem\1\methods\2018-12-13APP91A.m
Quant Title : SW-846 Method 5035A/8260B
QLast Update : Mon Dec 17 15:07:57 2018
Response via : Initial Calibration

Compound	R.T.	QIon	Response	Conc	Units		Dev(Min)
48) Trichloroethene	11.147	95	151267	27.25	ug/L		99
49) Methylcyclohexane	11.147	83	246785	30.46	ug/L		89
50) Dibromomethane	11.592	93	86964	26.40	ug/L		94
51) 1,2-Dichloropropane	11.683	63	141912	26.54	ug/L		96
52) Ethyl Acrylate	11.884	55	12306	24.57	ug/L	#	79
53) Bromodichloromethane	11.750	83	162654	27.59	ug/L		97
54) Methyl methacrylate	11.878	41	183626	27.12	ug/L		88
55) 2-Chloroethyl vinyl ether	12.268	63	483343	145.93	ug/L		93
56) cis-1,3-Dichloropropene	12.342	75	206401	25.15	ug/L		93
60) Toluene	12.561	91	573085	25.36	ug/L		99
61) 2-Nitropropane	12.738	41	263715	127.12	ug/L		93
62) 4-Methyl-2-pentanone	12.854	43	1255809	132.74	ug/L		98
63) trans-1,3-Dichloropropene	12.902	75	195581	26.18	ug/L		91
64) Tetrachloroethene	12.909	166	174829	27.47	ug/L		99
65) Ethyl methacrylate	13.006	69	201960	25.45	ug/L		83
66) 1,1,2-Trichloroethane	13.043	83	108252	25.45	ug/L		93
67) Dibromochloromethane	13.207	129	136535	25.59	ug/L		97
68) 1,3-Dichloropropane	13.268	76	210385	24.03	ug/L		90
69) 1,2-Dibromoethane	13.408	107	148327	25.65	ug/L		100
70) 2-hexanone	13.518	43	1263610	143.43	ug/L		84
71) 1-Chlorohexane	13.756	91	200339	28.48	ug/L		85
72) Ethylbenzene	13.805	91	642332	25.90	ug/L		99
73) Chlorobenzene	13.805	112	381049	25.32	ug/L		96
74) 1,1,1,2-Tetrachloroethane	13.847	131	138683	27.22	ug/L		98
75) m,p-Xylene	13.908	91	1026572	52.25	ug/L		99
76) o-Xylene	14.231	91	517610	25.62	ug/L		99
77) Styrene	14.268	104	406982	25.32	ug/L		96
78) Bromoform	14.323	173	90372	24.99	ug/L		99
79) Isopropylbenzene	14.451	105	649273	27.47	ug/L		98
82) cis-1,4-Dichloro-2-butene	14.695	53	40910	17.72	ug/L		85
83) n-Propylbenzene	14.744	91	730276	25.19	ug/L		96
84) Bromobenzene	14.768	156	170788	24.96	ug/L		99
85) 1,1,2,2-Tetrachloroethane	14.786	83	199553	24.89	ug/L		97
86) 1,3,5-Trimethylbenzene	14.866	105	529948	25.41	ug/L		97
87) 2-Chlorotoluene	14.884	91	493286	24.85	ug/L		97
88) trans-1,4-Dichloro-2-B...	14.695	53	40910	17.72	ug/L		88
89) 1,2,3-Trichloropropane	14.902	110	69237	24.40	ug/L		98
90) Cyclohexanone	14.951	55	57986	125.37	ug/L		94
91) 4-Chlorotoluene	14.994	91	470343	25.23	ug/L		98
92) tert-Butylbenzene	15.103	91	296686	25.24	ug/L		97
93) 1,2,4-Trimethylbenzene	15.146	105	530889	24.82	ug/L		98
94) Pentachloroethane	15.152	167	89111	26.17	ug/L		96
95) sec-Butylbenzene	15.225	105	641026	26.34	ug/L		99
96) 4-Isopropyltoluene	15.304	119	589810	26.64	ug/L		99
97) 1,3-Dichlorobenzene	15.414	146	323608	25.60	ug/L		99
98) 1,4-Dichlorobenzene	15.469	146	322551	24.57	ug/L		97
99) n-Butylbenzene	15.597	92	285854	26.89	ug/L		97
100) Benzyl Chloride	15.621	126	87826	24.77	ug/L		99
101) 1,2-Dichlorobenzene	15.768	146	307626	24.90	ug/L		99
102) 1,2-Dibromo-3-Chloropr...	16.304	75	42011	23.79	ug/L		93
103) Hexachlorobutadiene	16.743	225	82904	27.60	ug/L		97
104) 1,2,4-Trichlorobenzene	16.798	180	203516	25.45	ug/L		99
105) Naphthalene	17.054	128	672382	24.24	ug/L		100
106) 1,2,3-Trichlorobenzene	17.207	180	198015	25.40	ug/L		99
108) Ethanol	5.654	45	74849	537.35	ug/L		99
109) Acrolein	6.270	56	220116	156.01	ug/L		99
110) Tert butyl alcohol	7.452	59	388267	268.14	ug/L		95
111) Isobutyl alcohol	10.708	42	184695	525.20	ug/L		98
112) Tert Amyl Alcohol	10.818	59	302921	262.57	ug/L		90
113) 1,4-Dioxane	11.933	88	64455	551.79	ug/L		88
114) 3,3-dimethyl-1-butanol	13.500	57	1860588	1457.08	ug/L		91

Quantitation Report (QT Reviewed)

Data Path : C:\msdchem\1\data\BON\DECEMBER2018\12-21-18\v1a560\
Data File : 1A14692.D
Acq On : 19 Dec 2018 8:30 am
Operator : stutip
Sample : bs
Misc : MS42155,V1A560,,,,,
ALS Vial : 5 Sample Multiplier: 1

Quant Time: Dec 20 20:21:32 2018
Quant Method : C:\msdchem\1\methods\2018-12-13APP91A.m
Quant Title : SW-846 Method 5035A/8260B
QLast Update : Mon Dec 17 15:07:57 2018
Response via : Initial Calibration

Compound	R.T.	QIon	Response	Conc	Units	Dev(Min)

(#) = qualifier out of range (m) = manual integration (+) = signals summed

Quantitation Report (QT Reviewed)

Data Path : C:\msdchem\1\data\BON\DECEMBER2018\12-21-18\v1a560\
Data File : 1A14692.D
Acq On : 19 Dec 2018 8:30 am
Operator : stutip
Sample : bs
Misc : MS42155,V1A560,,,,,
ALS Vial : 5 Sample Multiplier: 1

Quant Time: Dec 20 20:21:32 2018
Quant Method : C:\msdchem\1\methods\2018-12-13APP91A.m
Quant Title : SW-846 Method 5035A/8260B
QLast Update : Mon Dec 17 15:07:57 2018
Response via : Initial Calibration

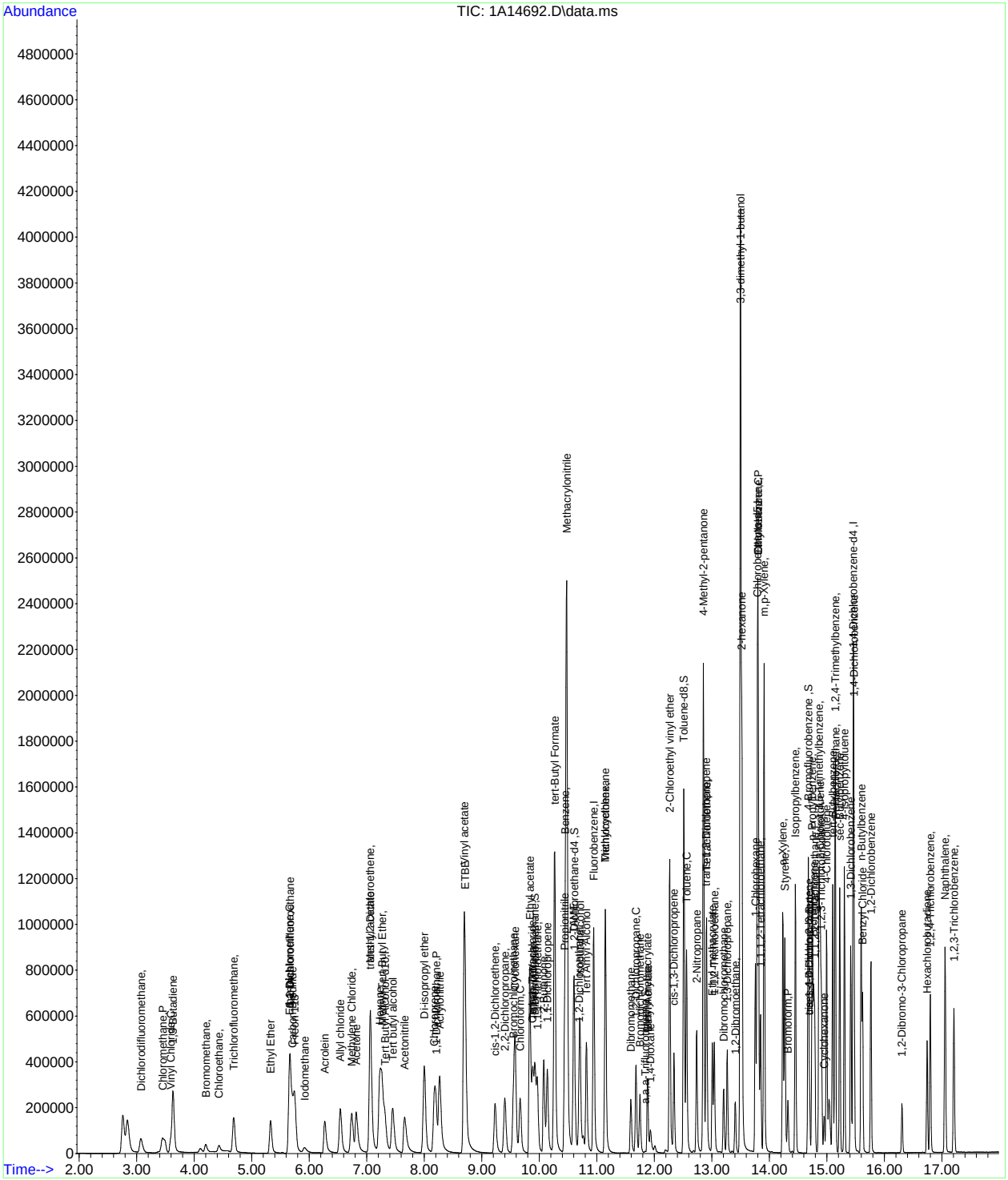

Manual Integration Approval Summary

Sample Number: V1A560-BS
Lab FileID: 1A14692.D
Injection Time: 12/19/18 08:30
Method: SW846 8260B
Analyst approved: 12/20/18 20:53 Bon Umali
Supervisor approved: 12/21/18 11:56 Melissa Mangual

Parameter	CAS	Sig#	R.T. (min.)	Reason
Methyl Chloride	74-87-3		3.45	Poor instrument integration

Quantitation Report (Qedit)

Data Path : C:\msdchem\1\data\BON\DECEMBER2018\12-21-18\v1a560\
Data File : 1A14692.D
Acq On : 19 Dec 2018 8:30 am
Operator : stutip
Sample : bs
Misc : MS42155,V1A560,,,,,
ALS Vial : 5 Sample Multiplier: 1

Quant Time: Dec 20 20:14:37 2018
Quant Method : C:\msdchem\1\methods\2018-12-13APP91A.m
Quant Title : SW-846 Method 5035A/8260B
QLast Update : Mon Dec 17 15:07:57 2018
Response via : Initial Calibration

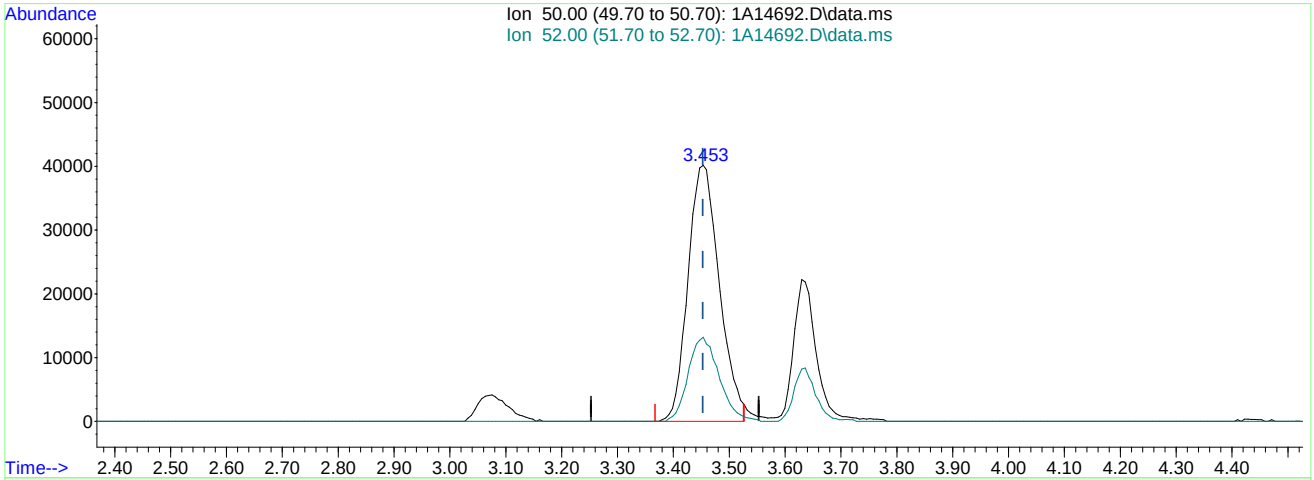

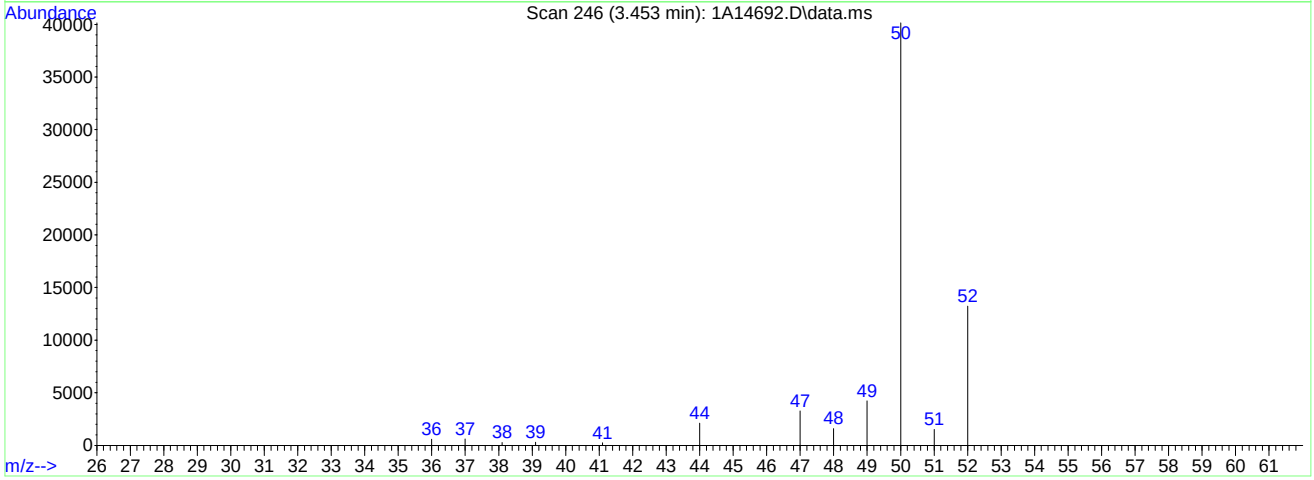

TIC: 1A14692.D\data.ms

(3) Chloromethane (P)

3.453min (+0.000) 20.64ug/L

response 156337

Ion	Exp%	Act%
50.00	100	100
52.00	33.30	32.92
0.00	0.00	0.00
0.00	0.00	0.00

Quantitation Report (Qedit)

Data Path : C:\msdchem\1\data\BON\DECEMBER2018\12-21-18\v1a560\
Data File : 1A14692.D
Acq On : 19 Dec 2018 8:30 am
Operator : stutip
Sample : bs
Misc : MS42155,V1A560,,,,,
ALS Vial : 5 Sample Multiplier: 1

Quant Time: Dec 20 20:14:37 2018
Quant Method : C:\msdchem\1\methods\2018-12-13APP91A.m
Quant Title : SW-846 Method 5035A/8260B
QLast Update : Mon Dec 17 15:07:57 2018
Response via : Initial Calibration

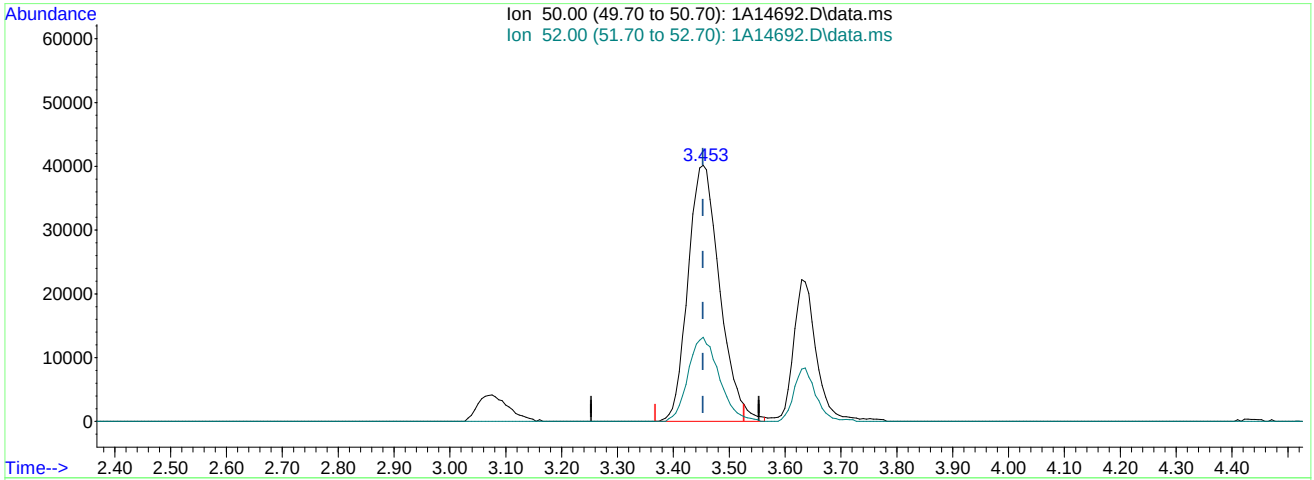

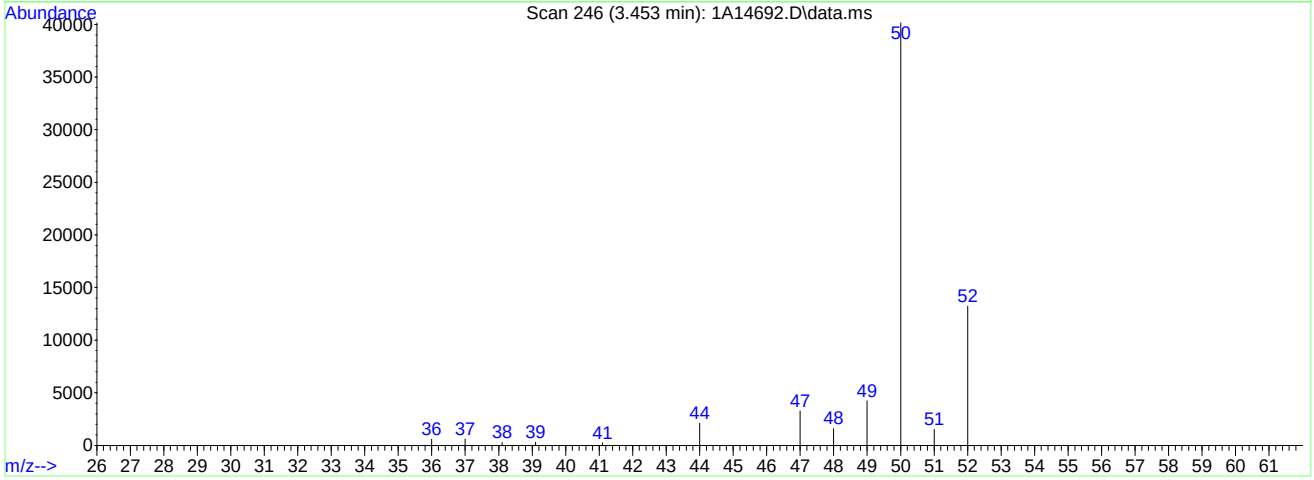

TIC: 1A14692.D\data.ms

(3) Chloromethane (P)

3.453min (+0.000) 20.94ug/L m

response 158662

Ion	Exp%	Act%
50.00	100	100
52.00	33.30	32.92
0.00	0.00	0.00
0.00	0.00	0.00

Manual Integrations APPROVED (compounds with "m" flag)
Melissa Mangual 12/17/18 11:03

Quantitation Report (QT Reviewed)

Data Path : C:\msdchem\2\DATA\121418\
Data File : I59356.D
Acq On : 14 Dec 2018 3:34 pm
Operator : ANAJ
Sample : FA59920-15ms,5x Inst : MSVOA16
Misc : MS42125,VI1805,,,,,5
ALS Vial : 11 Sample Multiplier: 1

Quant Time: Dec 14 16:25:09 2018
Quant Method : C:\msdchem\2\METHODS\I-December1218.M
Quant Title : SW-846 Method 5035A/8260B
QLast Update : Wed Dec 12 16:08:16 2018
Response via : Initial Calibration

Compound	R.T.	QIon	Response	Conc	Units	Dev(Min)
Internal Standards						
1) Fluorobenzene	9.405	96	1049518	50.00	ug/L	0.00
56) Chlorobenzene-d5	12.453	117	782982	50.00	ug/L	0.00
78) 1,4-Dichlorobenzene-d4	14.129	152	417323	50.00	ug/L	0.00
106) Tert Butyl Alcohol-d10	5.625	65	58941	250.00	ug/L	0.00
System Monitoring Compounds						
36) Dibromofluoromethane	8.069	113	303569	48.94	ug/L	0.00
Spiked Amount 50.000	Range 83 - 118		Recovery = 97.88%			
46) 1,2-Dichloroethane-d4	8.984	65	394577	47.24	ug/L	0.00
Spiked Amount 50.000	Range 79 - 125		Recovery = 94.48%			
57) Toluene-d8	11.148	98	1000388	47.58	ug/L	0.00
Spiked Amount 50.000	Range 85 - 112		Recovery = 95.16%			
79) 4-Bromofluorobenzene	13.349	174	306831	48.49	ug/L	0.00
Spiked Amount 50.000	Range 83 - 118		Recovery = 96.98%			
Target Compounds						Qvalue
2) Dichlorodifluoromethane	2.150	85	211158	29.97	ug/L	95
3) Chloromethane	2.449	50	367616	27.33	ug/L	97
4) 1,3-Butadiene	2.589	39	150596	27.09	ug/L	99
5) Vinyl Chloride	2.552	62	187595	27.48	ug/L	99
6) Bromomethane	3.046	94	96911	22.39	ug/L	96
7) Chloroethane	3.247	64	67926	23.71	ug/L	92
8) Trichlorofluoromethane	3.448	101	241048	24.10	ug/L	98
9) Ethyl Ether	3.899	59	103339	22.82	ug/L	94
10) 1,2-Dichlorotrifluoroe...	4.259	67	158324	23.61	ug/L	97
11) 1,1-Dichloroethene	4.216	61	223800	22.85	ug/L	96
12) Freon 113	4.326	101	111020m	19.77	ug/L	
13) Carbon Disulfide	4.235	76	233515	15.35	ug/L	96
14) Iodomethane	4.442	142	152953	20.20	ug/L	97
15) Allyl chloride	4.911	41	140383	17.77	ug/L	97
16) Methylene Chloride	5.125	49	204218	24.83	ug/L	95
17) Acetone	5.149	43	153489	104.88	ug/L	98
18) Methyl acetate	5.363	43	545199	145.98	ug/L	99
19) trans-1,2-Dichloroethene	5.332	61	232088	25.77	ug/L	99
20) Hexane	5.466	56	199802	23.09	ug/L	96
21) Methyl Tert Butyl Ether	5.533	73	205294	23.21	ug/L	89
22) Acetonitrile	5.856	41	228968	305.00	ug/L	96
23) Di-isopropyl ether	6.173	45	489120	20.10	ug/L	94
24) Chloroprene	6.277	53	275053	22.01	ug/L	99
25) 1,1-Dichloroethane	6.308	63	347804	23.60	ug/L	99
26) Acrylonitrile	6.381	53	294565	117.50	ug/L	99
27) ETBE	6.789	59	423808	27.81	ug/L	97
28) Vinyl acetate	6.765	43	2014629	117.73	ug/L	100
29) cis-1,2-Dichloroethene	7.240	96	169971	27.83	ug/L	96
30) 2,2-Dichloropropane	7.417	77	64305	21.94	ug/L	97
31) Bromochloromethane	7.588	128	79388	22.86	ug/L	98
32) Cyclohexane	7.618	56	274425	18.64	ug/L	99
33) Chloroform	7.746	83	299163	22.36	ug/L	99
34) Ethyl acetate	8.002	43	753657	125.67	ug/L	100

Quantitation Report (QT Reviewed)

Data Path : C:\msdchem\2\DATA\121418\
Data File : I59356.D
Acq On : 14 Dec 2018 3:34 pm
Operator : ANAJ
Sample : FA59920-15ms,5x Inst : MSVOA16
Misc : MS42125,VI1805,,,,,5
ALS Vial : 11 Sample Multiplier: 1

Quant Time: Dec 14 16:25:09 2018
Quant Method : C:\msdchem\2\METHODS\I-December1218.M
Quant Title : SW-846 Method 5035A/8260B
QLast Update : Wed Dec 12 16:08:16 2018
Response via : Initial Calibration

Compound	R.T.	QIon	Response	Conc	Units	Dev(Min)
35) Tetrahydrofuran	8.002	42	101995m	25.27	ug/L	
37) Carbon Tetrachloride	7.984	117	190882	20.79	ug/L	97
38) 1,1,1-Trichloroethane	8.100	97	231265	21.12	ug/L	96
39) 2-Butanone	8.313	43	300396	123.39	ug/L	99
40) 1,1-Dichloropropene	8.344	75	203455	22.87	ug/L	98
41) tert-Butyl formate	8.557	59	457158	162.60	ug/L	88
42) Propionitrile	8.789	54	212034	248.68	ug/L	91
43) Methacrylonitrile	8.831	41	1095680	246.31	ug/L	98
44) Benzene	8.777	78	595599	24.63	ug/L	99
45) TAME	9.020	73	223238	21.68	ug/L	86
47) 1,2-Dichloroethane	9.094	62	264652	22.00	ug/L	97
48) Trichloroethene	9.642	95	370623	51.38	ug/L	99
49) Methylcyclohexane	9.636	83	265656	23.16	ug/L	99
50) Dibromomethane	10.142	93	96839	23.18	ug/L	98
51) 1,2-Dichloropropane	10.246	63	179558	23.91	ug/L	97
52) Bromodichloromethane	10.331	83	198363	21.51	ug/L	97
53) Methyl methacrylate	10.514	41	83031	20.38	ug/L	99
54) 2-Chloroethyl vinyl ether	10.916	63	54091	14.64	ug/L	94
55) cis-1,3-Dichloropropene	10.971	75	217306	19.28	ug/L	97
58) Toluene	11.191	91	645919	23.21	ug/L	99
59) 2-Nitropropane	11.380	41	166917	107.45	ug/L	94
60) 4-Methyl-2-pentanone	11.520	43	817248	122.77	ug/L	98
61) trans-1,3-Dichloropropene	11.563	75	202612	21.57	ug/L	96
62) Tetrachloroethene	11.550	166	180647	24.92	ug/L	98
63) Ethyl methacrylate	11.697	69	131348	21.24	ug/L	87
64) 1,1,2-Trichloroethane	11.697	83	125149	24.47	ug/L	95
65) Dibromochloromethane	11.855	129	138282	21.00	ug/L	99
66) 1,3-Dichloropropane	11.922	76	224336	22.90	ug/L	98
67) 1,2-Dibromoethane	12.050	107	120882	22.87	ug/L	99
68) 2-hexanone	12.209	43	686135	120.16	ug/L	95
69) 1-Chlorohexane	12.434	91	214989	22.07	ug/L	94
70) Ethylbenzene	12.477	91	765084	23.84	ug/L	99
71) Chlorobenzene	12.465	112	426326	23.03	ug/L	98
72) 1,1,1,2-Tetrachloroethane	12.514	131	148829	22.33	ug/L	100
73) m,p-Xylene	12.587	91	1176374	49.58	ug/L	98
74) o-Xylene	12.910	91	543953	20.95	ug/L	99
75) Styrene	12.947	104	414874	23.02	ug/L	99
76) Bromoform	12.983	173	77221	20.22	ug/L	97
77) Isopropylbenzene	13.135	105	672906	24.11	ug/L	98
80) cis-1,4-Dichloro-2-butene	13.379	53	47240	17.73	ug/L	85
81) n-Propylbenzene	13.428	91	931964	25.28	ug/L	100
82) Bromobenzene	13.434	156	184581	24.38	ug/L	99
83) 1,1,2,2-Tetrachloroethane	13.471	83	180649	25.04	ug/L	99
84) 1,3,5-Trimethylbenzene	13.550	105	588725	22.80	ug/L	97
85) 2-Chlorotoluene	13.666	91	550732	22.67	ug/L	99
86) trans-1,4-Dichloro-2-B...	13.593	53	47765	18.80	ug/L	96
87) 1,2,3-Trichloropropane	13.574	110	45777	23.23	ug/L	97
88) Cyclohexanone	13.617	55	22443	58.16	ug/L	99
89) 4-Chlorotoluene	13.666	91	550732	22.67	ug/L	99
90) tert-Butylbenzene	13.782	91	364599	22.14	ug/L	94

Quantitation Report (QT Reviewed)

Data Path : C:\msdchem\2\DATA\121418\
Data File : I59356.D
Acq On : 14 Dec 2018 3:34 pm
Operator : ANAJ
Sample : FA59920-15ms,5x Inst : MSVOA16
Misc : MS42125,VI1805,,,,,5
ALS Vial : 11 Sample Multiplier: 1

Quant Time: Dec 14 16:25:09 2018
Quant Method : C:\msdchem\2\METHODS\I-December1218.M
Quant Title : SW-846 Method 5035A/8260B
QLast Update : Wed Dec 12 16:08:16 2018
Response via : Initial Calibration

Compound	R.T.	QIon	Response	Conc	Units		Dev(Min)
92) 1,2,4-Trimethylbenzene	13.824	105	597702	22.05	ug/L		98
93) Pentachloroethane	13.818	167	102960	20.99	ug/L		97
94) sec-Butylbenzene	13.904	105	806537	23.77	ug/L		100
95) 4-Isopropyltoluene	13.989	119	654445	23.80	ug/L		98
96) 1,3-Dichlorobenzene	14.080	146	352253	24.62	ug/L		99
97) 1,4-Dichlorobenzene	14.135	146	369235	22.93	ug/L		99
98) n-Butylbenzene	14.282	92	396735	23.47	ug/L		98
99) Benzyl Chloride	14.294	126	45993	21.29	ug/L	#	94
100) 1,2-Dichlorobenzene	14.428	146	326622	23.73	ug/L		98
101) 1,2-Dibromo-3-Chloropr...	14.964	75	22686	20.63	ug/L		91
102) Hexachlorobutadiene	15.373	225	123268	21.74	ug/L		98
103) 1,2,4-Trichlorobenzene	15.416	180	206789	20.46	ug/L		98
104) Naphthalene	15.629	128	354647	20.35	ug/L		100
105) 1,2,3-Trichlorobenzene	15.757	180	195309	21.04	ug/L		99
107) Ethanol	4.223	45	22308m	505.90	ug/L		
108) Acrolein	4.710	56	83013	109.94	ug/L		100
109) Tert Butyl Alcohol	5.741	59	151438	270.77	ug/L		83
110) Isobutyl alcohol	9.222	43	90266	447.88	ug/L		95
111) Tert Amyl Alcohol	9.344	59	55292	201.52	ug/L		92
112) 1,4-Dioxane	10.545	88	13933	383.66	ug/L		94
113) 3,3-Dimethyl-1-butanol	12.197	57	601833	1117.84	ug/L		98

(#) = qualifier out of range (m) = manual integration (+) = signals summed

Quantitation Report (QT Reviewed)

Data Path : C:\msdchem\2\DATA\121418\
Data File : I59356.D
Acq On : 14 Dec 2018 3:34 pm
Operator : ANAJ
Sample : FA59920-15ms,5x Inst : MSVOA16
Misc : MS42125,VI1805,,,,,5
ALS Vial : 11 Sample Multiplier: 1

Quant Time: Dec 14 16:25:09 2018
Quant Method : C:\msdchem\2\METHODS\I-December1218.M
Quant Title : SW-846 Method 5035A/8260B
QLast Update : Wed Dec 12 16:08:16 2018
Response via : Initial Calibration

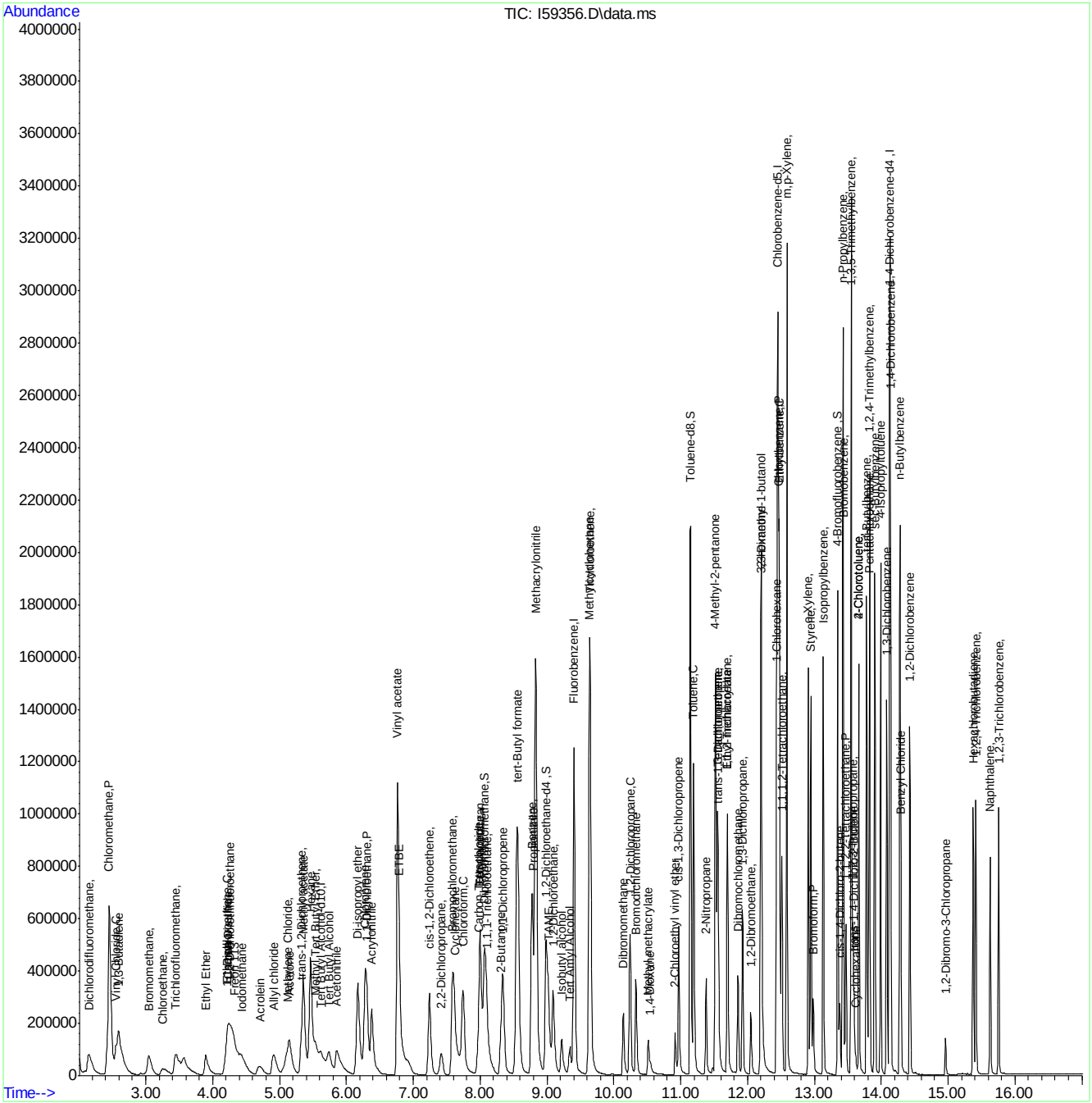

Manual Integration Approval Summary

Sample Number: FA59920-15MS
Lab FileID: I59356.D
Injection Time: 12/14/18 15:34
Method: SW846 8260B
Analyst approved: 12/17/18 07:49 Ana Jimenez
Supervisor approved: 12/17/18 11:03 Melissa Mangual

Parameter	CAS	Sig#	R.T. (min.)	Reason
Ethyl Alcohol	64-17-5		4.22	Poor instrument integration
Freon 113	76-13-1		4.33	Poor instrument integration
Tetrahydrofuran	109-99-9		8.00	Poor instrument integration

Quantitation Report (Qedit)

Data Path : C:\msdchem\2\DATA\121418\
Data File : I59356.D
Acq On : 14 Dec 2018 3:34 pm
Operator : ANAJ
Sample : FA59920-15ms,5x Inst : MSVOA16
Misc : MS42125,VI1805,,,,,5
ALS Vial : 11 Sample Multiplier: 1

Quant Time: Dec 14 16:22:18 2018
Quant Method : C:\msdchem\2\METHODS\I-December1218.M
Quant Title : SW-846 Method 5035A/8260B
QLast Update : Wed Dec 12 16:08:16 2018
Response via : Initial Calibration

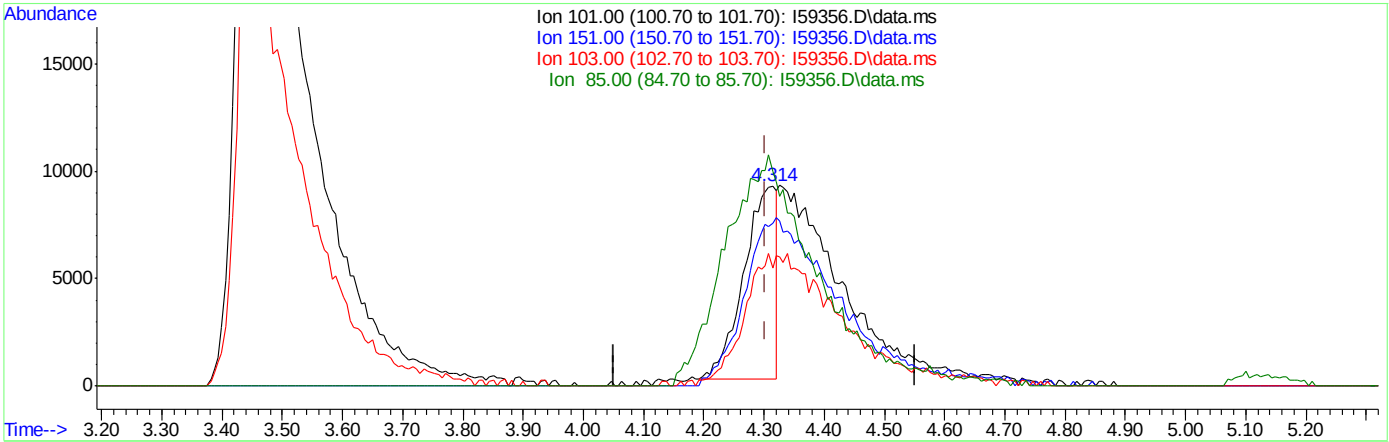

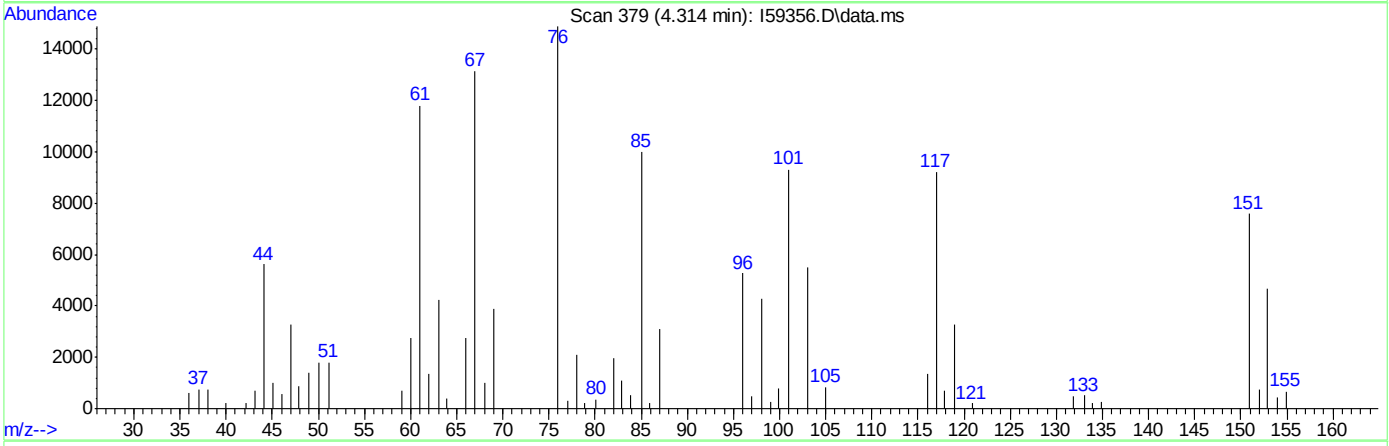

TIC: I59356.D\data.ms

(12) Freon 113

4.314min (+0.012) 6.02ug/L

response 33716

Ion	Exp%	Act%
101.00	100	100
151.00	76.00	84.11
103.00	62.90	58.09
85.00	61.60	83.56#

Quantitation Report (Qedit)

Data Path : C:\msdchem\2\DATA\121418\
Data File : I59356.D
Acq On : 14 Dec 2018 3:34 pm
Operator : ANAJ
Sample : FA59920-15ms,5x Inst : MSVOA16
Misc : MS42125,VI1805,,,,,5
ALS Vial : 11 Sample Multiplier: 1

Quant Time: Dec 14 16:22:18 2018
Quant Method : C:\msdchem\2\METHODS\I-December1218.M
Quant Title : SW-846 Method 5035A/8260B
QLast Update : Wed Dec 12 16:08:16 2018
Response via : Initial Calibration

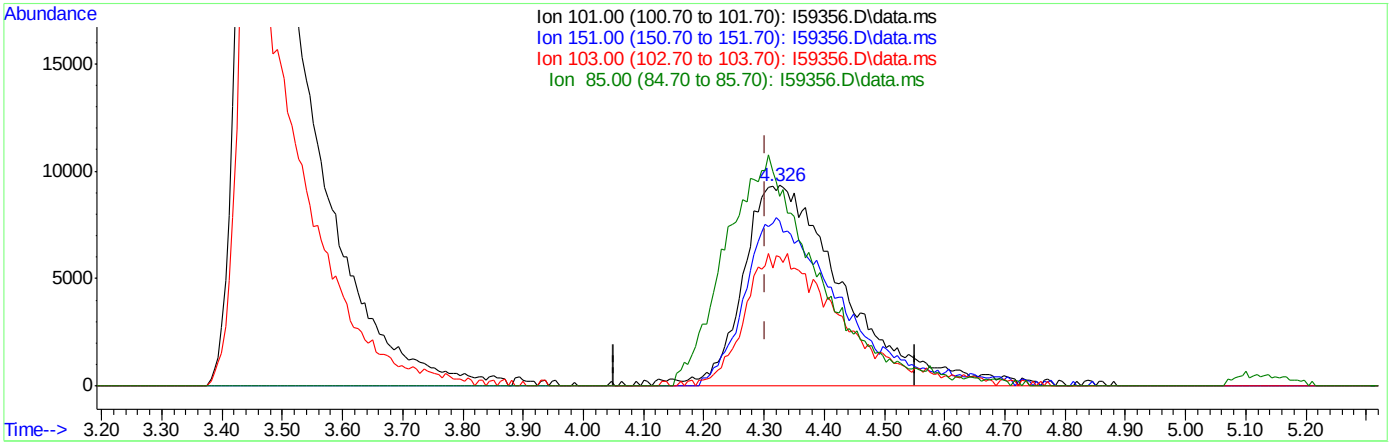

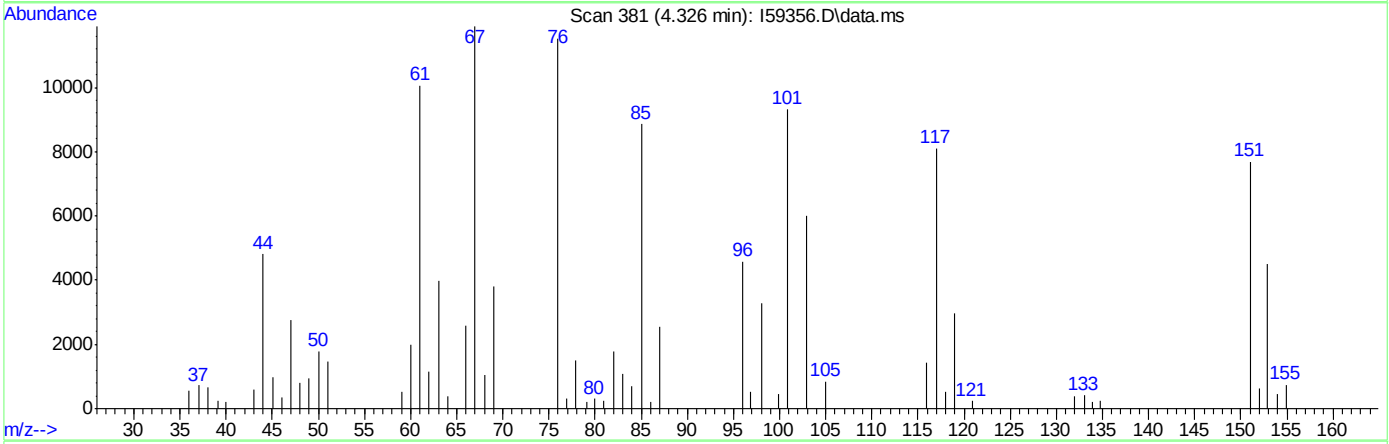

TIC: I59356.D\data.ms

(12) Freon 113

4.326min (+0.024) 19.77ug/L m

response 111020

Ion	Exp%	Act%
101.00	100	100
151.00	76.00	82.45
103.00	62.90	64.53
85.00	61.60	94.90#

Quantitation Report (Qedit)

Data Path : C:\msdchem\2\DATA\121418\
Data File : I59356.D
Acq On : 14 Dec 2018 3:34 pm
Operator : ANAJ
Sample : FA59920-15ms,5x Inst : MSVOA16
Misc : MS42125,VI1805,,,,,5
ALS Vial : 11 Sample Multiplier: 1

Quant Time: Dec 14 16:22:18 2018
Quant Method : C:\msdchem\2\METHODS\I-December1218.M
Quant Title : SW-846 Method 5035A/8260B
QLast Update : Wed Dec 12 16:08:16 2018
Response via : Initial Calibration

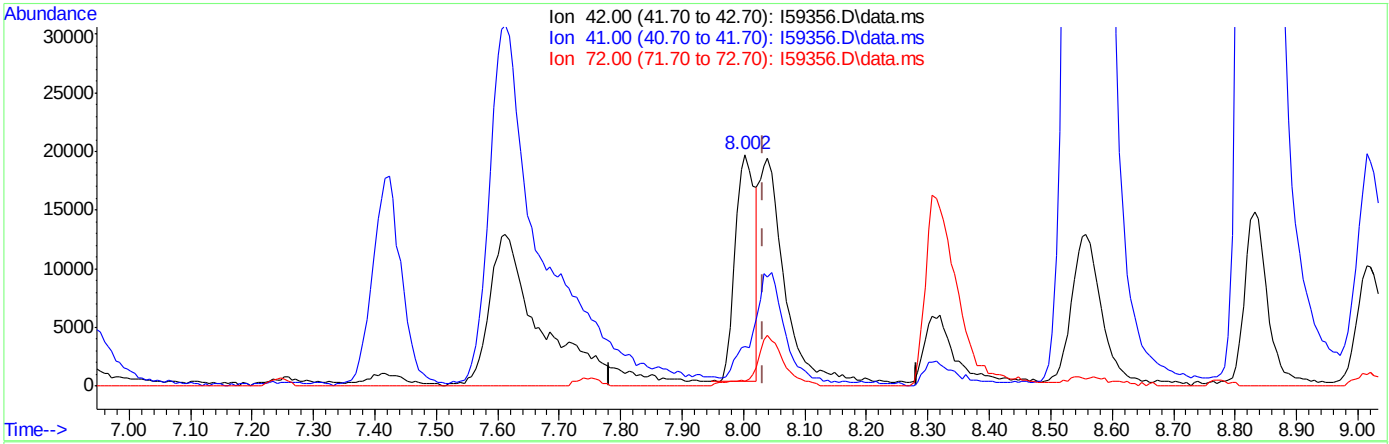

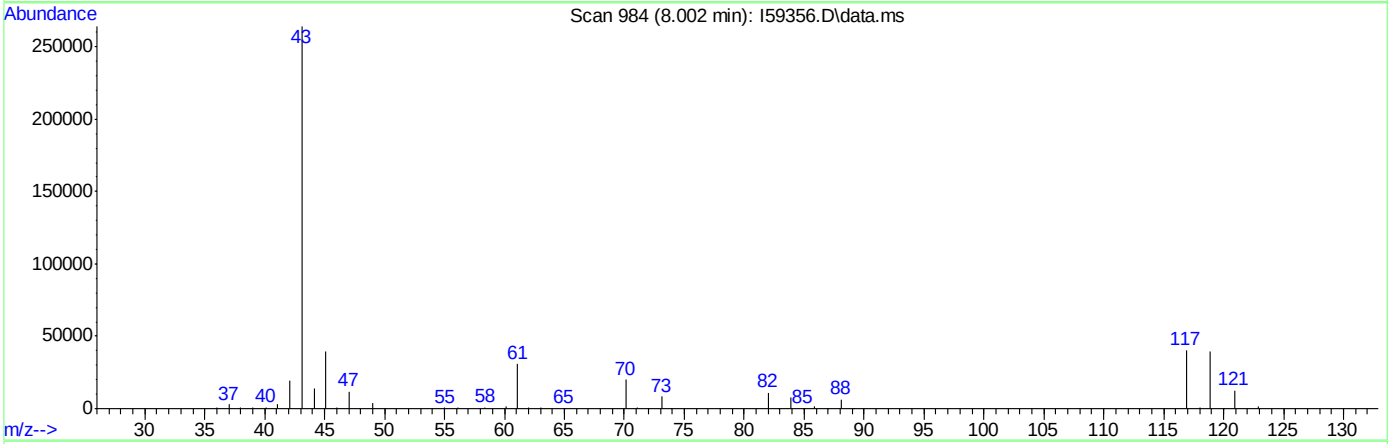

TIC: I59356.D\data.ms

(35) Tetrahydrofuran

8.002min (-0.031) 10.83ug/L

response 43566

Ion	Exp%	Act%
42.00	100	100
41.00	43.10	13.66#
72.00	20.80	2.06
0.00	0.00	0.00

Quantitation Report (Qedit)

Data Path : C:\msdchem\2\DATA\121418\
Data File : I59356.D
Acq On : 14 Dec 2018 3:34 pm
Operator : ANAJ
Sample : FA59920-15ms,5x Inst : MSVOA16
Misc : MS42125,VI1805,,,,,5
ALS Vial : 11 Sample Multiplier: 1

Quant Time: Dec 14 16:22:18 2018
Quant Method : C:\msdchem\2\METHODS\I-December1218.M
Quant Title : SW-846 Method 5035A/8260B
QLast Update : Wed Dec 12 16:08:16 2018
Response via : Initial Calibration

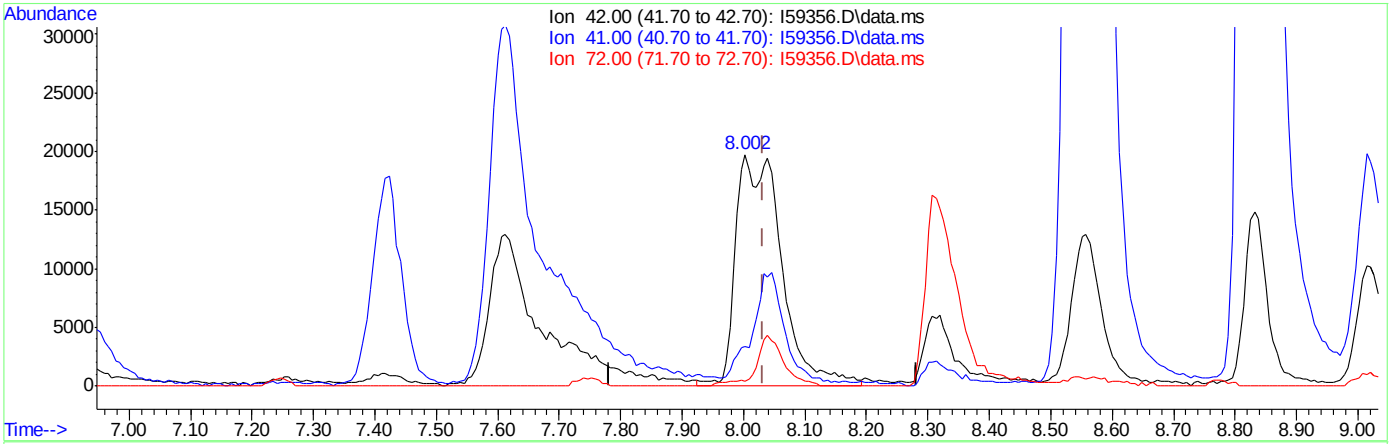

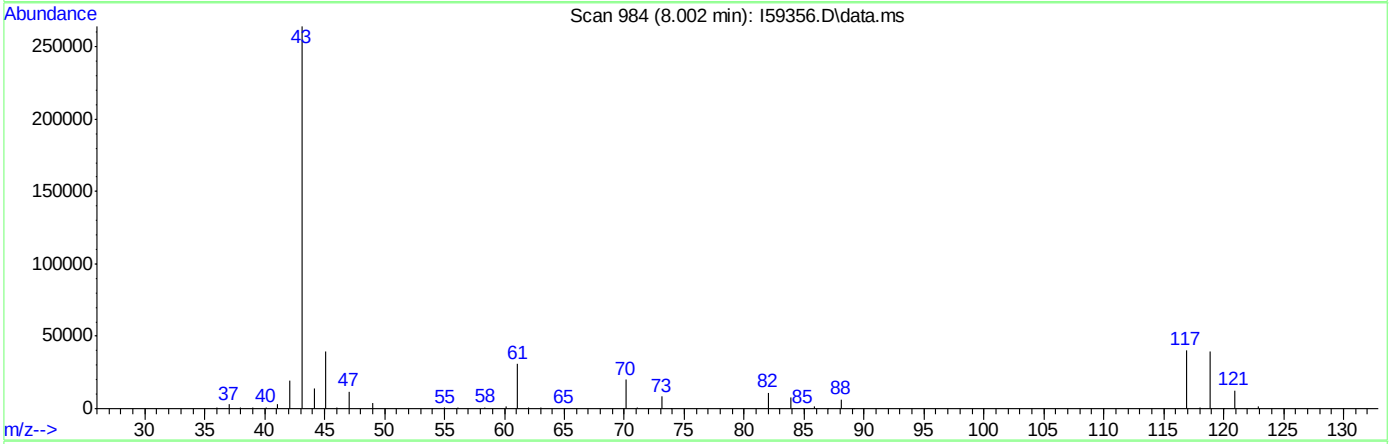

TIC: I59356.D\data.ms

(35) Tetrahydrofuran

8.002min (-0.031) 25.27ug/L m

response 101995

Ion	Exp%	Act%
42.00	100	100
41.00	43.10	17.34#
72.00	20.80	2.02
0.00	0.00	0.00

Quantitation Report (Qedit)

Data Path : C:\msdchem\2\DATA\121418\
Data File : I59356.D
Acq On : 14 Dec 2018 3:34 pm
Operator : ANAJ
Sample : FA59920-15ms,5x Inst : MSVOA16
Misc : MS42125,VI1805,,,,,5
ALS Vial : 11 Sample Multiplier: 1

Quant Time: Dec 14 16:22:18 2018
Quant Method : C:\msdchem\2\METHODS\I-December1218.M
Quant Title : SW-846 Method 5035A/8260B
QLast Update : Wed Dec 12 16:08:16 2018
Response via : Initial Calibration

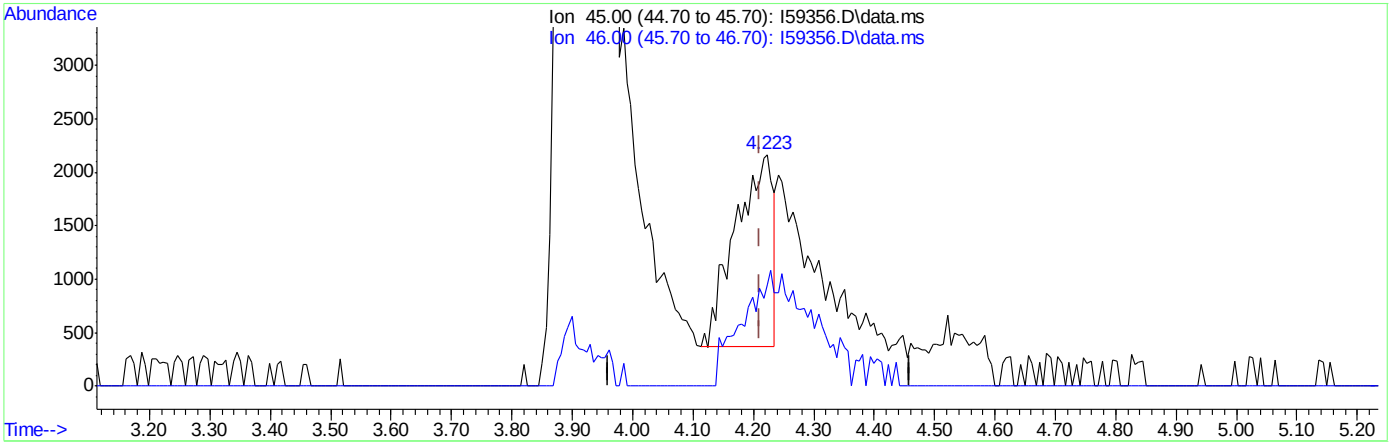

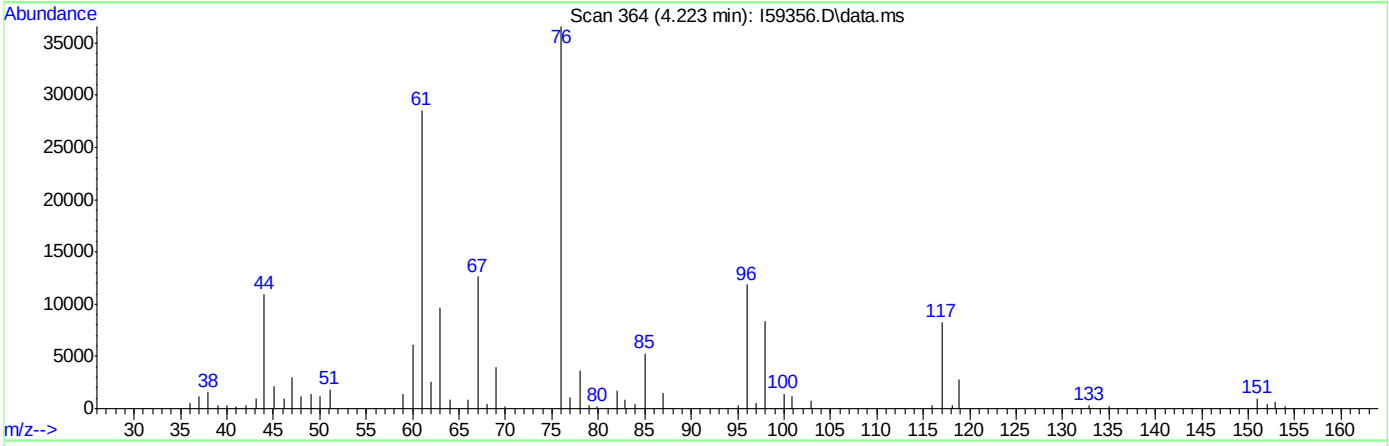

TIC: I59356.D\data.ms

(107) Ethanol

4.223min (+0.013) 170.58ug/L

response 7773

Ion	Exp%	Act%
45.00	100	100
46.00	49.10	52.64
0.00	0.00	0.00
0.00	0.00	0.00

Quantitation Report (Qedit)

Data Path : C:\msdchem\2\DATA\121418\
Data File : I59356.D
Acq On : 14 Dec 2018 3:34 pm
Operator : ANAJ
Sample : FA59920-15ms,5x Inst : MSVOA16
Misc : MS42125,VI1805,,,,,5
ALS Vial : 11 Sample Multiplier: 1

Quant Time: Dec 14 16:22:18 2018
Quant Method : C:\msdchem\2\METHODS\I-December1218.M
Quant Title : SW-846 Method 5035A/8260B
QLast Update : Wed Dec 12 16:08:16 2018
Response via : Initial Calibration

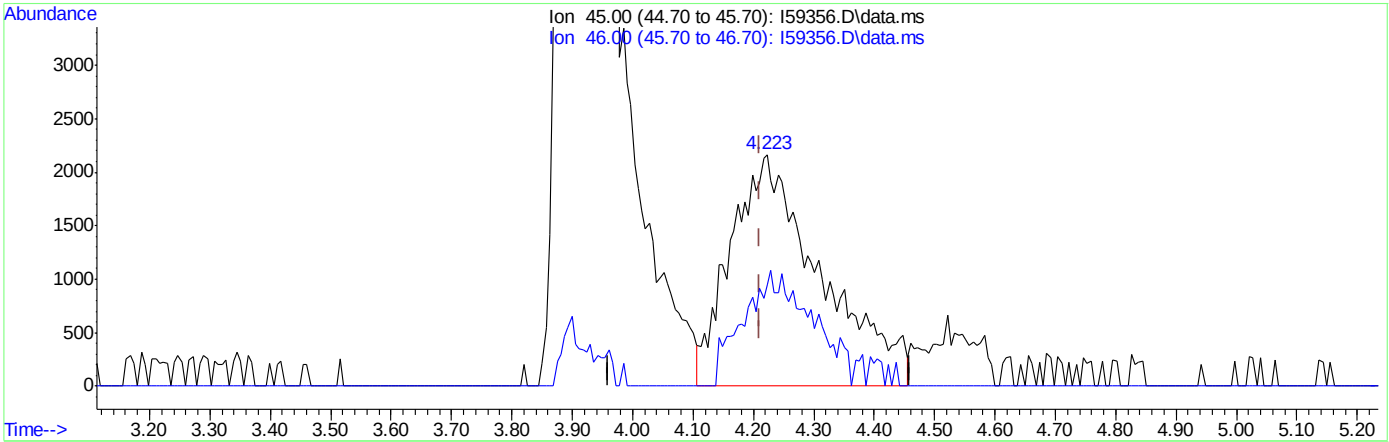

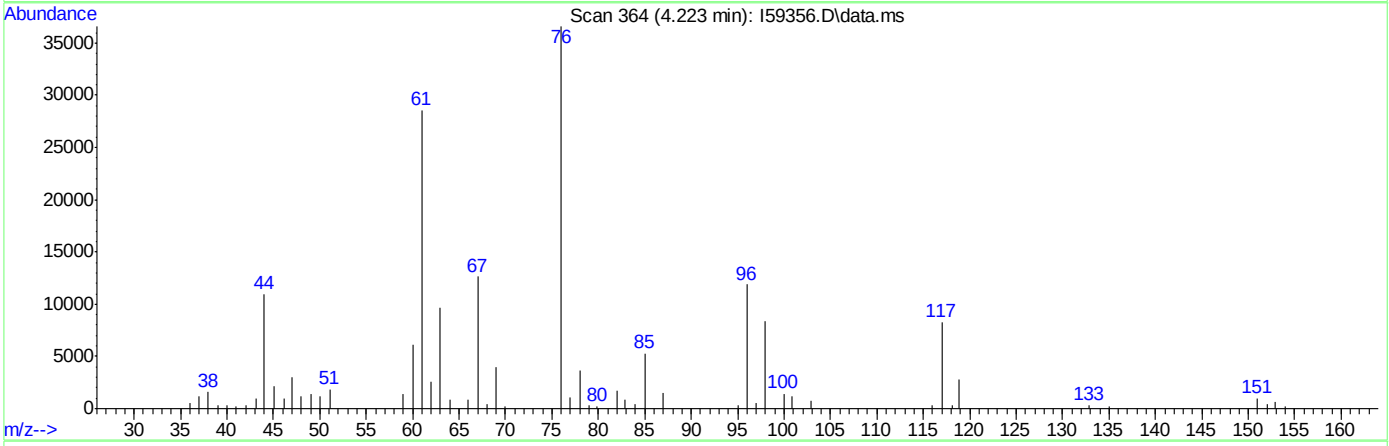

TIC: I59356.D\data.ms

(107) Ethanol

4.223min (+0.013) 505.90ug/L m

response 22308

Ion	Exp%	Act%
45.00	100	100
46.00	49.10	43.72
0.00	0.00	0.00
0.00	0.00	0.00

Manual Integrations APPROVED (compounds with "m" flag)
Melissa Mangual 12/17/18 11:03

Quantitation Report (QT Reviewed)

Data Path : C:\msdchem\2\DATA\121418\
Data File : I59357.D
Acq On : 14 Dec 2018 3:57 pm
Operator : ANAJ
Sample : FA59920-15msd,5x Inst : MSVOA16
Misc : MS42125,VI1805,,,,,5
ALS Vial : 12 Sample Multiplier: 1

Quant Time: Dec 14 16:29:40 2018
Quant Method : C:\msdchem\2\METHODS\I-December1218.M
Quant Title : SW-846 Method 5035A/8260B
QLast Update : Wed Dec 12 16:08:16 2018
Response via : Initial Calibration

Compound	R.T.	QIon	Response	Conc	Units		Dev(Min)
Internal Standards							
1) Fluorobenzene	9.404	96	1088887	50.00	ug/L		0.00
56) Chlorobenzene-d5	12.453	117	792813	50.00	ug/L		0.00
78) 1,4-Dichlorobenzene-d4	14.129	152	424307	50.00	ug/L		0.00
106) Tert Butyl Alcohol-d10	5.631	65	65238	250.00	ug/L		0.00
System Monitoring Compounds							
36) Dibromofluoromethane	8.069	113	313263	48.68	ug/L		0.00
Spiked Amount 50.000	Range 83 - 118		Recovery = 97.36%				
46) 1,2-Dichloroethane-d4	8.984	65	405882	46.84	ug/L		0.00
Spiked Amount 50.000	Range 79 - 125		Recovery = 93.68%				
57) Toluene-d8	11.142	98	1028287	48.30	ug/L		0.00
Spiked Amount 50.000	Range 85 - 112		Recovery = 96.60%				
79) 4-Bromofluorobenzene	13.349	174	317157	49.29	ug/L		0.00
Spiked Amount 50.000	Range 83 - 118		Recovery = 98.58%				
Target Compounds							Qvalue
2) Dichlorodifluoromethane	2.156	85	214739	29.38	ug/L		98
3) Chloromethane	2.436	50	374966	26.87	ug/L		98
4) 1,3-Butadiene	2.589	39	197907	34.31	ug/L		94
5) Vinyl Chloride	2.558	62	199385	28.15	ug/L		98
6) Bromomethane	3.040	94	105863	23.58	ug/L		98
7) Chloroethane	3.247	64	67077	22.57	ug/L		93
8) Trichlorofluoromethane	3.442	101	263499	25.39	ug/L		98
9) Ethyl Ether	3.893	59	105188	22.39	ug/L		99
10) 1,2-Dichlorotrifluoroe...	4.241	67	174849	25.14	ug/L		97
11) 1,1-Dichloroethene	4.204	61	244905	24.10	ug/L		98
12) Freon 113	4.296	101	120028	20.60	ug/L		98
13) Carbon Disulfide	4.222	76	254592	16.13	ug/L		96
14) Iodomethane	4.424	142	174932	22.27	ug/L		97
15) Allyl chloride	4.905	41	172179	21.00	ug/L		98
16) Methylene Chloride	5.106	49	223429	26.16	ug/L		96
17) Acetone	5.149	43	162309	106.90	ug/L		99
18) Methyl acetate	5.356	43	402149	103.79	ug/L		96
19) trans-1,2-Dichloroethene	5.326	61	213275	22.82	ug/L		99
20) Hexane	5.460	56	144825	16.18	ug/L	#	93
21) Methyl Tert Butyl Ether	5.539	73	202483	22.06	ug/L		89
22) Acetonitrile	5.856	41	237855	305.37	ug/L		96
23) Di-isopropyl ether	6.173	45	544101	21.47	ug/L		93
24) Chloroprene	6.277	53	308612	23.73	ug/L		97
25) 1,1-Dichloroethane	6.307	63	363740	23.78	ug/L		99
26) Acrylonitrile	6.381	53	320990	123.41	ug/L		99
27) ETBE	6.795	59	360524	23.06	ug/L		99
28) Vinyl acetate	6.765	43	2162473	121.80	ug/L		100
29) cis-1,2-Dichloroethene	7.240	96	180877	28.54	ug/L		95
30) 2,2-Dichloropropane	7.423	77	80143	26.35	ug/L		97
31) Bromochloromethane	7.582	128	81732	22.69	ug/L		99
32) Cyclohexane	7.624	56	345550	22.45	ug/L		97
33) Chloroform	7.746	83	304155	21.91	ug/L		99
34) Ethyl acetate	8.002	43	803302	128.98	ug/L		100

Quantitation Report (QT Reviewed)

Data Path : C:\msdchem\2\DATA\121418\
Data File : I59357.D
Acq On : 14 Dec 2018 3:57 pm
Operator : ANAJ
Sample : FA59920-15msd,5x Inst : MSVOA16
Misc : MS42125,VI1805,,,,,5
ALS Vial : 12 Sample Multiplier: 1

Quant Time: Dec 14 16:29:40 2018
Quant Method : C:\msdchem\2\METHODS\I-December1218.M
Quant Title : SW-846 Method 5035A/8260B
QLast Update : Wed Dec 12 16:08:16 2018
Response via : Initial Calibration

Compound	R.T.	QIon	Response	Conc	Units	Dev(Min)
35) Tetrahydrofuran	8.033	42	105862m	25.28	ug/L	
37) Carbon Tetrachloride	7.984	117	216184	22.70	ug/L	97
38) 1,1,1-Trichloroethane	8.094	97	250155	22.02	ug/L	98
39) 2-Butanone	8.313	43	331612	130.86	ug/L	99
40) 1,1-Dichloropropene	8.338	75	214658	23.25	ug/L	99
41) tert-Butyl formate	8.557	59	568324	193.42	ug/L	90
42) Propionitrile	8.789	54	233089	263.49	ug/L	96
43) Methacrylonitrile	8.831	41	1177559	255.45	ug/L	98
44) Benzene	8.776	78	618113	24.64	ug/L	100
45) TAME	9.020	73	236739	22.13	ug/L	92
47) 1,2-Dichloroethane	9.087	62	266804	21.38	ug/L	96
48) Trichloroethene	9.642	95	371486	49.64	ug/L	98
49) Methylcyclohexane	9.636	83	282030	23.68	ug/L	98
50) Dibromomethane	10.142	93	99721	23.01	ug/L	98
51) 1,2-Dichloropropane	10.240	63	186483	23.94	ug/L	98
52) Bromodichloromethane	10.331	83	207182	21.66	ug/L	98
53) Methyl methacrylate	10.514	41	95638	22.35	ug/L	98
54) 2-Chloroethyl vinyl ether	10.922	63	18974	4.96	ug/L	95
55) cis-1,3-Dichloropropene	10.971	75	216673	18.54	ug/L	96
58) Toluene	11.191	91	662954	23.53	ug/L	99
59) 2-Nitropropane	11.380	41	173829	110.51	ug/L	96
60) 4-Methyl-2-pentanone	11.520	43	878910	130.22	ug/L	98
61) trans-1,3-Dichloropropene	11.562	75	216739	22.74	ug/L	99
62) Tetrachloroethene	11.550	166	182422	24.85	ug/L	99
63) Ethyl methacrylate	11.697	69	146467	23.23	ug/L	92
64) 1,1,2-Trichloroethane	11.697	83	128892	24.89	ug/L	96
65) Dibromochloromethane	11.855	129	142272	21.34	ug/L	99
66) 1,3-Dichloropropane	11.922	76	231322	23.32	ug/L	99
67) 1,2-Dibromoethane	12.050	107	126890	23.71	ug/L	100
68) 2-hexanone	12.209	43	728578	125.96	ug/L	98
69) 1-Chlorohexane	12.434	91	224539	22.74	ug/L	96
70) Ethylbenzene	12.477	91	788091	24.25	ug/L	99
71) Chlorobenzene	12.465	112	434737	23.20	ug/L	98
72) 1,1,1,2-Tetrachloroethane	12.514	131	149569	22.16	ug/L	97
73) m,p-Xylene	12.587	91	1203750	50.10	ug/L	98
74) o-Xylene	12.910	91	566953	21.55	ug/L	98
75) Styrene	12.946	104	424619	23.26	ug/L	99
76) Bromoform	12.983	173	80335	20.77	ug/L	97
77) Isopropylbenzene	13.129	105	697049	24.65	ug/L	100
80) cis-1,4-Dichloro-2-butene	13.379	53	50991	18.79	ug/L	89
81) n-Propylbenzene	13.428	91	946551	25.25	ug/L	99
82) Bromobenzene	13.434	156	187442	24.35	ug/L	99
83) 1,1,2,2-Tetrachloroethane	13.471	83	183743	25.05	ug/L	99
84) 1,3,5-Trimethylbenzene	13.550	105	601913	22.93	ug/L	97
85) 2-Chlorotoluene	13.666	91	561857	22.74	ug/L	99
86) trans-1,4-Dichloro-2-B...	13.593	53	47227	18.29	ug/L	94
87) 1,2,3-Trichloropropane	13.574	110	47958	23.93	ug/L	96
88) Cyclohexanone	13.617	55	25134	63.91	ug/L	99
89) 4-Chlorotoluene	13.666	91	561857	22.74	ug/L	99
90) tert-Butylbenzene	13.782	91	372504	22.24	ug/L	94

Quantitation Report (QT Reviewed)

Data Path : C:\msdchem\2\DATA\121418\
Data File : I59357.D
Acq On : 14 Dec 2018 3:57 pm
Operator : ANAJ
Sample : FA59920-15msd,5x Inst : MSVOA16
Misc : MS42125,VI1805,,,,,5
ALS Vial : 12 Sample Multiplier: 1

Quant Time: Dec 14 16:29:40 2018
Quant Method : C:\msdchem\2\METHODS\I-December1218.M
Quant Title : SW-846 Method 5035A/8260B
QLast Update : Wed Dec 12 16:08:16 2018
Response via : Initial Calibration

Compound	R.T.	QIon	Response	Conc	Units		Dev(Min)
92) 1,2,4-Trimethylbenzene	13.824	105	615693	22.34	ug/L		99
93) Pentachloroethane	13.818	167	108659	21.79	ug/L		98
94) sec-Butylbenzene	13.903	105	825569	23.93	ug/L		99
95) 4-Isopropyltoluene	13.989	119	665458	23.80	ug/L		100
96) 1,3-Dichlorobenzene	14.080	146	355257	24.42	ug/L		99
97) 1,4-Dichlorobenzene	14.135	146	378099	23.09	ug/L		98
98) n-Butylbenzene	14.281	92	407829	23.73	ug/L		98
99) Benzyl Chloride	14.294	126	47698	21.70	ug/L	#	95
100) 1,2-Dichlorobenzene	14.428	146	334211	23.88	ug/L		98
101) 1,2-Dibromo-3-Chloropr...	14.964	75	24479	21.84	ug/L		93
102) Hexachlorobutadiene	15.373	225	130044	22.55	ug/L		99
103) 1,2,4-Trichlorobenzene	15.415	180	218893	21.28	ug/L		99
104) Naphthalene	15.629	128	387103	21.78	ug/L		99
105) 1,2,3-Trichlorobenzene	15.757	180	205158	21.73	ug/L		99
107) Ethanol	4.222	45	25114m	515.03	ug/L		
108) Acrolein	4.680	56	89870	107.54	ug/L		98
109) Tert Butyl Alcohol	5.747	59	157793	254.90	ug/L		92
110) Isobutyl alcohol	9.221	43	103492	464.20	ug/L		96
111) Tert Amyl Alcohol	9.343	59	64056	210.68	ug/L		93
112) 1,4-Dioxane	10.550	88	17134	425.58	ug/L		97
113) 3,3-Dimethyl-1-butanol	12.197	57	655183	1099.05	ug/L		99

(#) = qualifier out of range (m) = manual integration (+) = signals summed

Quantitation Report (QT Reviewed)

Data Path : C:\msdchem\2\DATA\121418\
Data File : I59357.D
Acq On : 14 Dec 2018 3:57 pm
Operator : ANAJ
Sample : FA59920-15msd,5x Inst : MSVOA16
Misc : MS42125,VI1805,,,,,5
ALS Vial : 12 Sample Multiplier: 1

Quant Time: Dec 14 16:29:40 2018
Quant Method : C:\msdchem\2\METHODS\I-December1218.M
Quant Title : SW-846 Method 5035A/8260B
QLast Update : Wed Dec 12 16:08:16 2018
Response via : Initial Calibration

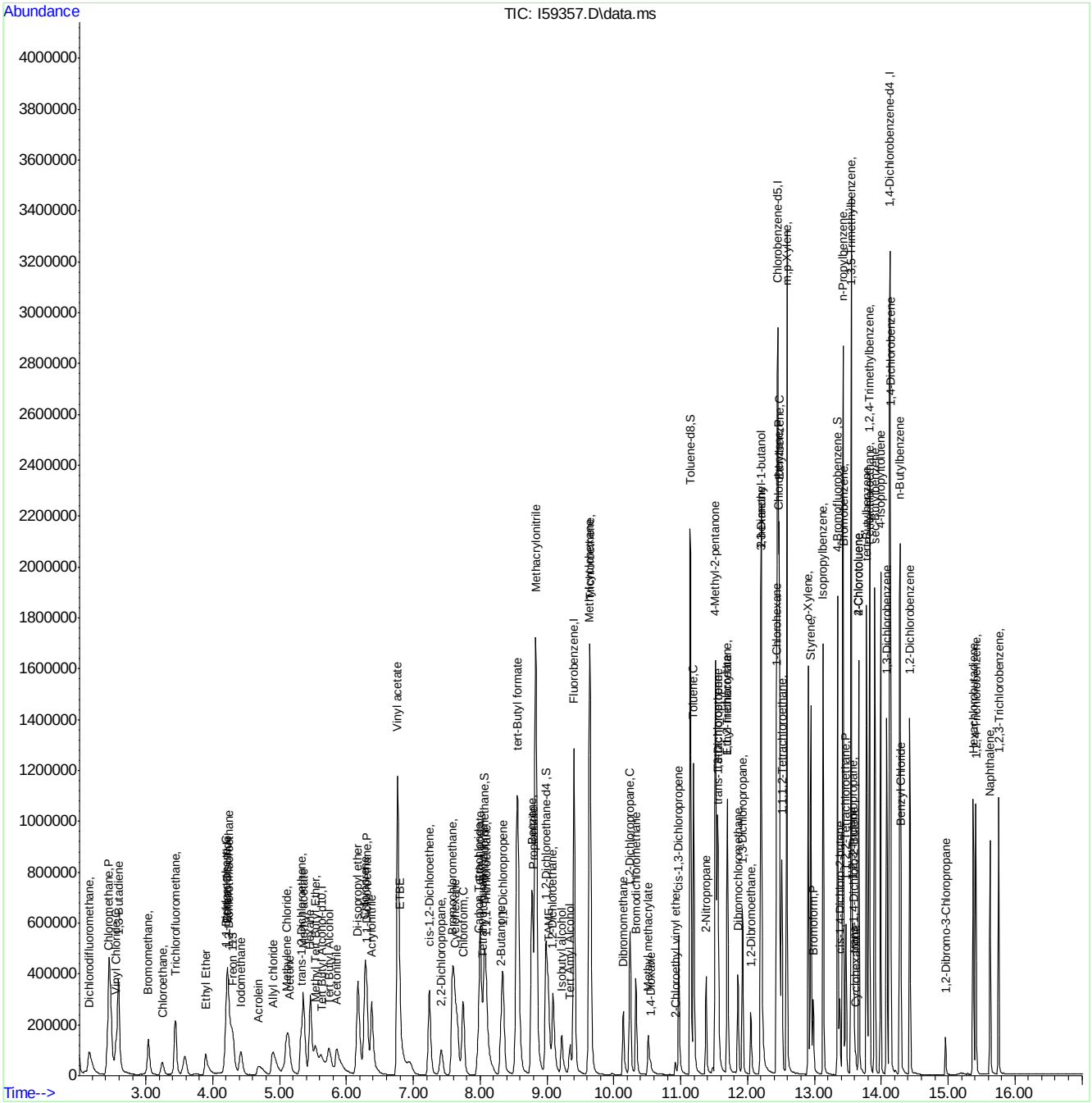

Manual Integration Approval Summary

Sample Number: FA59920-15MSD
Lab FileID: I59357.D
Injection Time: 12/14/18 15:57
Method: SW846 8260B
Analyst approved: 12/17/18 07:49 Ana Jimenez
Supervisor approved: 12/17/18 11:03 Melissa Mangual

Parameter	CAS	Sig#	R.T. (min.)	Reason
Ethyl Alcohol	64-17-5		4.22	Poor instrument integration
Tetrahydrofuran	109-99-9		8.03	Split peak

Quantitation Report (Qedit)

Data Path : C:\msdchem\2\DATA\121418\
Data File : I59357.D
Acq On : 14 Dec 2018 3:57 pm
Operator : ANAJ
Sample : FA59920-15ms,5x Inst : MSVOA16
Misc : MS42125,VI1805,,,,,5
ALS Vial : 12 Sample Multiplier: 1

Quant Time: Dec 14 16:25:21 2018
Quant Method : C:\msdchem\2\METHODS\I-December1218.M
Quant Title : SW-846 Method 5035A/8260B
QLast Update : Wed Dec 12 16:08:16 2018
Response via : Initial Calibration

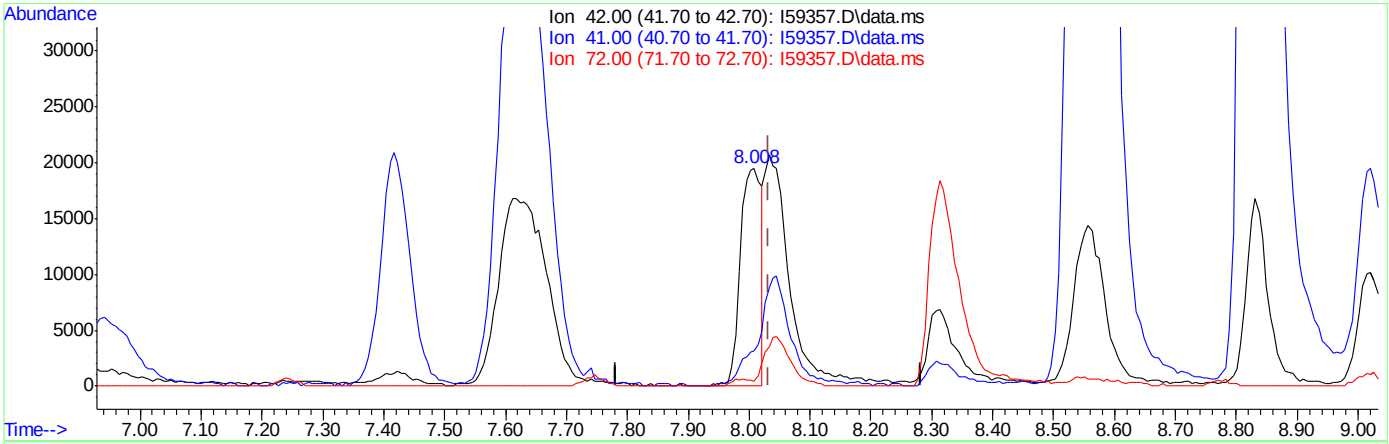

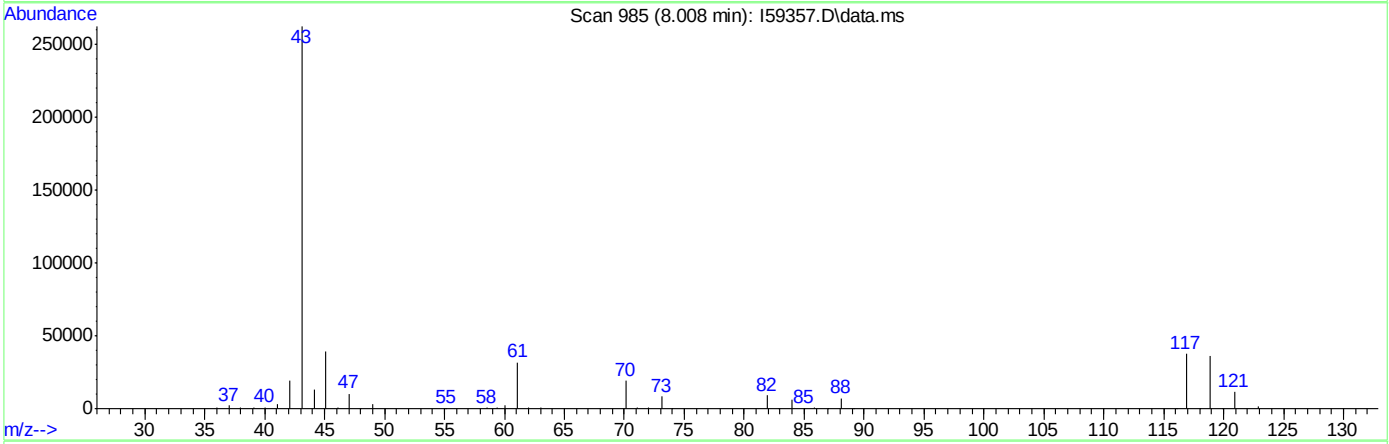

TIC: I59357.D\data.ms

(35) Tetrahydrofuran

8.008min (-0.025) 11.14ug/L

response 46523

Ion	Exp%	Act%
42.00	100	100
41.00	43.10	16.22#
72.00	20.80	2.39
0.00	0.00	0.00

Quantitation Report (Qedit)

Data Path : C:\msdchem\2\DATA\121418\
Data File : I59357.D
Acq On : 14 Dec 2018 3:57 pm
Operator : ANAJ
Sample : FA59920-15ms,5x Inst : MSVOA16
Misc : MS42125,VI1805,,,,,5
ALS Vial : 12 Sample Multiplier: 1

Quant Time: Dec 14 16:25:21 2018
Quant Method : C:\msdchem\2\METHODS\I-December1218.M
Quant Title : SW-846 Method 5035A/8260B
QLast Update : Wed Dec 12 16:08:16 2018
Response via : Initial Calibration

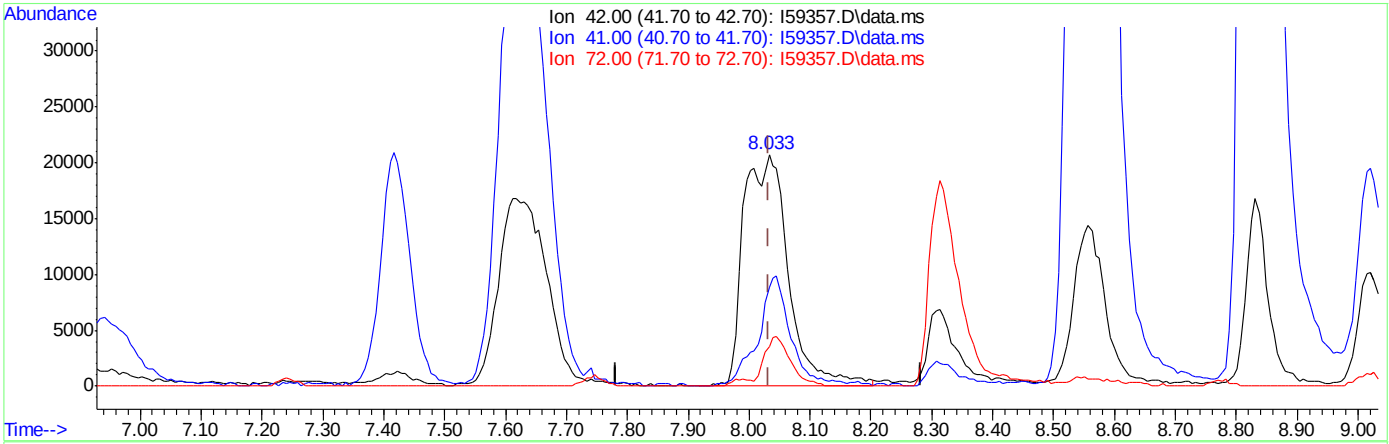

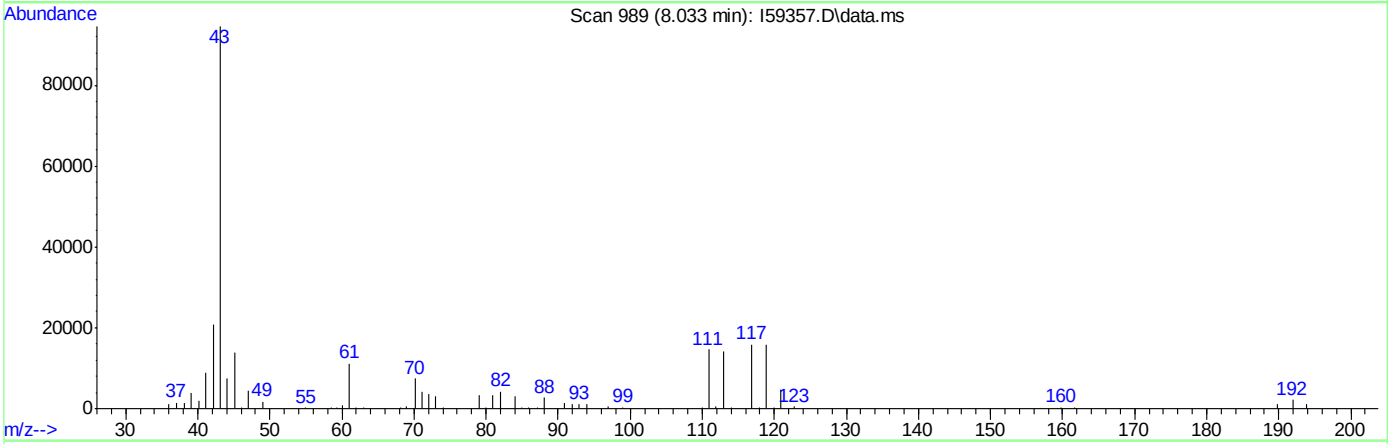

TIC: I59357.D\data.ms

(35) Tetrahydrofuran

8.033min (-0.000) 25.28ug/L m

response 105862

Ion	Exp%	Act%
42.00	100	100
41.00	43.10	42.77
72.00	20.80	16.93
0.00	0.00	0.00

Quantitation Report (Qedit)

Data Path : C:\msdchem\2\DATA\121418\
Data File : I59357.D
Acq On : 14 Dec 2018 3:57 pm
Operator : ANAJ
Sample : FA59920-15ms,5x Inst : MSVOA16
Misc : MS42125,VI1805,,,,,5
ALS Vial : 12 Sample Multiplier: 1

Quant Time: Dec 14 16:25:21 2018
Quant Method : C:\msdchem\2\METHODS\I-December1218.M
Quant Title : SW-846 Method 5035A/8260B
QLast Update : Wed Dec 12 16:08:16 2018
Response via : Initial Calibration

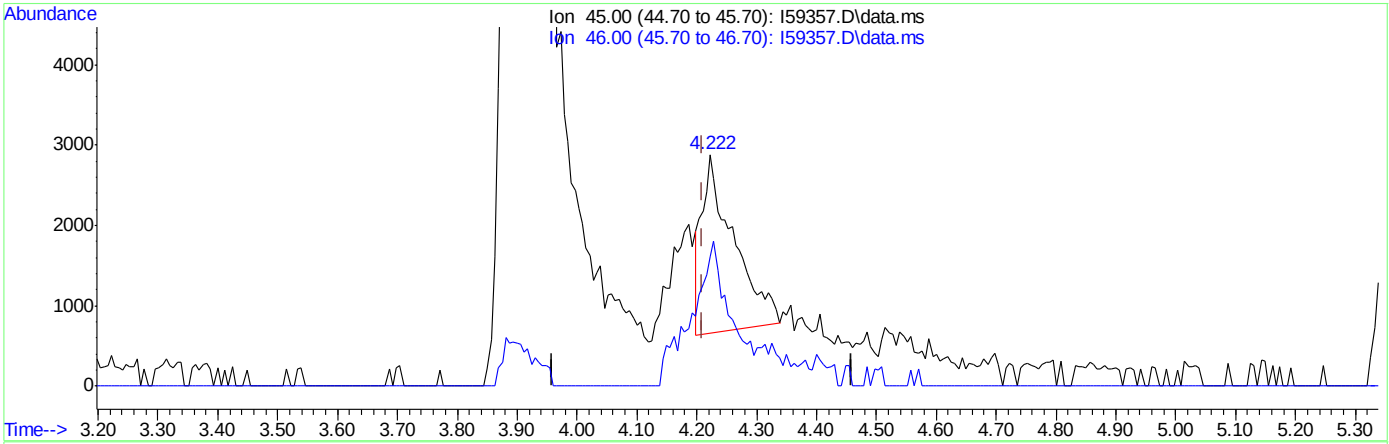

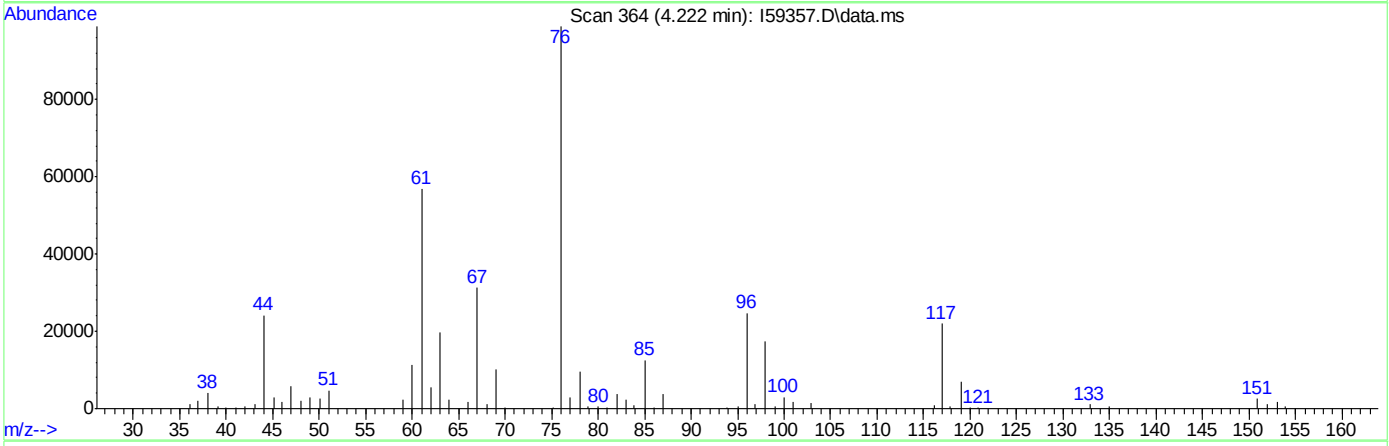

TIC: I59357.D\data.ms

(107) Ethanol

4.222min (+0.012) 162.25ug/L

response 8190

Ion	Exp%	Act%
45.00	100	100
46.00	49.10	59.93
0.00	0.00	0.00
0.00	0.00	0.00

Quantitation Report (Qedit)

Data Path : C:\msdchem\2\DATA\121418\
Data File : I59357.D
Acq On : 14 Dec 2018 3:57 pm
Operator : ANAJ
Sample : FA59920-15ms,5x Inst : MSVOA16
Misc : MS42125,VI1805,,,,,5
ALS Vial : 12 Sample Multiplier: 1

Quant Time: Dec 14 16:25:21 2018
Quant Method : C:\msdchem\2\METHODS\I-December1218.M
Quant Title : SW-846 Method 5035A/8260B
QLast Update : Wed Dec 12 16:08:16 2018
Response via : Initial Calibration

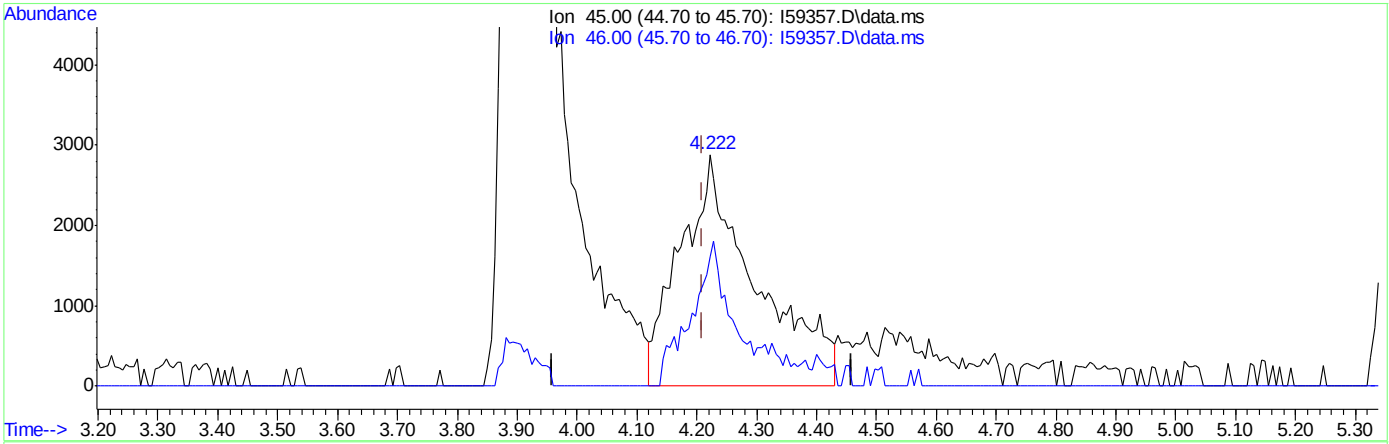

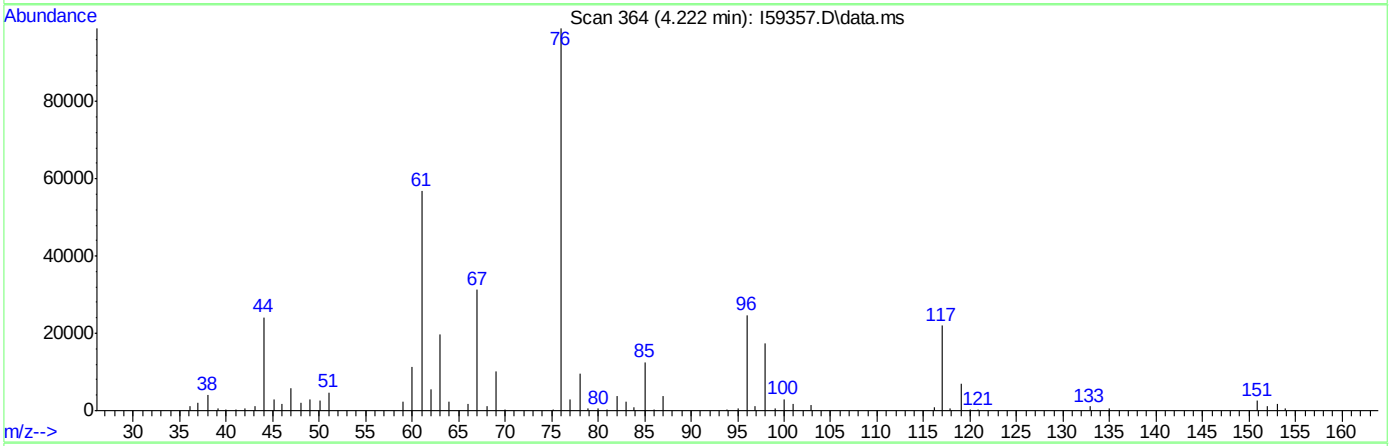

TIC: I59357.D\data.ms

(107) Ethanol

4.222min (+0.012) 515.03ug/L m

response 25114

Ion	Exp%	Act%
45.00	100	100
46.00	49.10	55.91
0.00	0.00	0.00
0.00	0.00	0.00

Manual Integrations APPROVED (compounds with "m" flag)
Melissa Mangual 12/18/18 12:19

Quantitation Report (QT Reviewed)

Data Path : C:\msdchem\2\DATA\121718\
Data File : C0129266.D
Acq On : 17 Dec 2018 3:46 pm
Operator : SHANICAO
Sample : FA60039-5MS,250X Inst : MSVOA5
Misc : MS42125,VC5130,,,,,250
ALS Vial : 16 Sample Multiplier: 1

Quant Time: Dec 18 09:06:09 2018
Quant Method : C:\msdchem\2\METHODS\RTXVMS121118.M
Quant Title : SW-846 Method 5035A/8260B
QLast Update : Wed Dec 12 08:14:44 2018
Response via : Initial Calibration

Compound	R.T.	QIon	Response	Conc	Units	Dev(Min)
Internal Standards						
1) Fluorobenzene	10.558	96	872687	50.00	ug/L	0.00
56) Chlorobenzene-d5	13.442	117	624549	50.00	ug/L	0.00
78) 1,4-Dichlorobenzene-d4	15.102	152	303808	50.00	ug/L	0.00
106) Tert Butyl Alcohol-d10	6.896	65	228022	250.00	ug/L	0.00
System Monitoring Compounds						
36) Dibromofluoromethane	9.499	113	205963	49.26	ug/L	0.00
Spiked Amount 50.000	Range 83 - 118		Recovery = 98.52%			
46) 1,2-Dichloroethane-d4	10.217	65	275375	50.01	ug/L	0.00
Spiked Amount 50.000	Range 79 - 125		Recovery = 100.02%			
57) Toluene-d8	12.158	98	876417	48.91	ug/L	0.00
Spiked Amount 50.000	Range 85 - 112		Recovery = 97.82%			
79) 4-Bromofluorobenzene	14.324	174	238045	50.33	ug/L	0.00
Spiked Amount 50.000	Range 83 - 118		Recovery = 100.66%			
Target Compounds						Qvalue
2) Dichlorodifluoromethane	2.874	85	92432	21.74	ug/L	100
3) Chloromethane	3.221	50	81283	20.03	ug/L	90
4) 1,3-butadiene	3.392	39	173225	39.23	ug/L	100
5) Vinyl Chloride	3.367	62	452596	93.21	ug/L	96
6) Bromomethane	3.933	94	7348	6.43	ug/L	65
7) Chloroethane	4.146	64	63210	25.21	ug/L	92
8) Trichlorofluoromethane	4.365	101	130817	21.68	ug/L	93
9) Ethyl Ether	4.955	59	70876	17.88	ug/L	97
10) 1,2-Dichlorotrifluoroe...	5.290	67	115345	27.29	ug/L	93
11) 1,1-Dichloroethene	5.265	61	169663	28.18	ug/L	97
12) Freon 113	5.338	101	79372	23.46	ug/L	93
13) Carbon Disulfide	5.302	76	248766	24.26	ug/L	97
14) Iodomethane	5.521	142	19865	10.28	ug/L	86
15) Allyl chloride	6.111	41	155706	21.71	ug/L	97
16) Methylene Chloride	6.312	49	148562	22.80	ug/L	98
17) Acetone	6.409	43	248681	118.06	ug/L	98
18) Methyl acetate	6.628	43	614083	118.28	ug/L	99
19) trans-1,2-Dichloroethene	6.585	61	144086	24.53	ug/L	97
20) Hexane	6.725	56	84797	19.20	ug/L	92
21) Methyl Tert Butyl Ether	6.792	73	289545	21.63	ug/L	96
22) Acetonitrile	7.242	41	193712	200.65	ug/L	91
23) Di-isopropyl ether	7.486	45	365350	21.48	ug/L	97
24) Chloroprene	7.650	53	160853	23.34	ug/L	98
25) 1,1-Dichloroethane	7.699	63	189599	25.81	ug/L	94
26) Acrylonitrile	7.808	52	234874	117.44	ug/L	96
27) ETBE	8.161	59	331297	20.76	ug/L	97
28) Vinyl acetate	8.179	43	1276969	103.03	ug/L	99
29) cis-1,2-Dichloroethene	8.715	96	483903	126.04	ug/L	96
30) 2,2-Dichloropropane	8.909	77	176646	27.10	ug/L	96
31) Bromochloromethane	9.086	128	39387	22.09	ug/L	89
32) Cyclohexane	9.067	56	208411	25.83	ug/L	96
33) Chloroform	9.220	83	169817	24.42	ug/L	97
34) Ethyl acetate	9.408	43	879254	130.18	ug/L	99

Quantitation Report (QT Reviewed)

Data Path : C:\msdchem\2\DATA\121718\
Data File : C0129266.D
Acq On : 17 Dec 2018 3:46 pm
Operator : SHANICAO
Sample : FA60039-5MS,250X Inst : MSVOA5
Misc : MS42125,VC5130,,,,,250
ALS Vial : 16 Sample Multiplier: 1

Quant Time: Dec 18 09:06:09 2018
Quant Method : C:\msdchem\2\METHODS\RTXVMS121118.M
Quant Title : SW-846 Method 5035A/8260B
QLast Update : Wed Dec 12 08:14:44 2018
Response via : Initial Calibration

Compound	R.T.	QIon	Response	Conc	Units		Dev(Min)
35) Tetrahydrofuran	9.457	42	77073	26.60	ug/L		98
37) Carbon Tetrachloride	9.414	117	131144	24.65	ug/L		96
38) 1,1,1-Trichloroethane	9.518	97	161990	24.88	ug/L		98
39) 2-Butanone	9.682	43	472142	134.43	ug/L		99
40) 1,1-Dichloropropene	9.700	75	144750	25.85	ug/L		95
41) tert-Butyl formate	9.864	59	612741	231.32	ug/L		98
42) Propionitrile	10.083	54	251353	241.41	ug/L		92
43) Methacrylonitrile	10.108	41	974070	238.17	ug/L		99
44) Benzene	10.041	78	403018	25.63	ug/L		98
45) TAME	10.193	73	300316	21.49	ug/L		97
47) 1,2-Dichloroethane	10.309	62	151544	24.39	ug/L		96
48) Trichloroethene	10.759	95	100258	24.64	ug/L		96
49) Methylcyclohexane	10.740	83	168637	23.96	ug/L		96
50) Dibromomethane	11.221	93	61693	22.81	ug/L		96
51) 1,2-Dichloropropane	11.318	63	115963	24.20	ug/L		95
52) Bromodichloromethane	11.391	83	136560	23.73	ug/L		99
53) Methyl methacrylate	11.531	41	144016	23.76	ug/L		97
54) 2-Chloroethyl vinyl ether	11.927	63	336347	94.57	ug/L		98
55) cis-1,3-Dichloropropene	11.994	75	172921	24.49	ug/L		99
58) Toluene	12.201	91	425122	25.50	ug/L		96
59) 2-Nitropropane	12.407	41	262201	123.94	ug/L		100
60) 4-Methyl-2-pentanone	12.517	43	918657	127.45	ug/L		99
61) trans-1,3-Dichloropropene	12.566	75	159404	24.14	ug/L		91
62) Tetrachloroethene	12.541	166	101950	25.54	ug/L		96
63) Ethyl methacrylate	12.669	69	152652	23.20	ug/L		99
64) 1,1,2-Trichloroethane	12.699	83	79420	24.89	ug/L		98
65) Dibromochloromethane	12.858	129	97363	24.15	ug/L		97
66) 1,3-Dichloropropane	12.924	76	166396	23.75	ug/L		99
67) 1,2-Dibromoethane	13.052	107	95669	24.48	ug/L		99
68) 2-hexanone	13.186	43	911049	125.75	ug/L		99
69) 1-Chlorohexane	13.405	91	138362	24.58	ug/L		94
70) Ethylbenzene	13.454	91	479582	24.83	ug/L		98
71) Chlorobenzene	13.454	112	253043	24.42	ug/L		95
72) 1,1,1,2-Tetrachloroethane	13.496	131	94722	25.02	ug/L		98
73) m,p-Xylene	13.557	91	749202	50.38	ug/L		98
74) o-Xylene	13.880	91	381552	24.90	ug/L		99
75) Styrene	13.922	104	290758	24.81	ug/L		99
76) Bromoform	13.971	173	69875	23.51	ug/L		97
77) Isopropylbenzene	14.099	105	442993	25.50	ug/L		97
80) cis-1,4-Dichloro-2-butene	14.354	53	27448	11.55	ug/L	#	80
81) n-Propylbenzene	14.391	91	538327	25.36	ug/L		100
82) Bromobenzene	14.415	156	103738	24.99	ug/L		99
83) 1,1,2,2-Tetrachloroethane	14.445	83	145162	26.48	ug/L		95
84) 1,3,5-Trimethylbenzene	14.512	105	361606	25.43	ug/L		100
85) 2-Chlorotoluene	14.524	91	359795	25.66	ug/L		99
86) trans-1,4-Dichloro-2-B...	14.354	53	27448	11.55	ug/L	#	81
87) 1,2,3-Trichloropropane	14.561	110	43238	25.26	ug/L		98
88) Cyclohexanone	14.610	55	65964	222.99	ug/L		98
89) 4-Chlorotoluene	14.640	91	330911	25.61	ug/L		98
90) tert-Butylbenzene	14.743	91	211082	24.47	ug/L		98

Quantitation Report (QT Reviewed)

Data Path : C:\msdchem\2\DATA\121718\
Data File : C0129266.D
Acq On : 17 Dec 2018 3:46 pm
Operator : SHANICAO
Sample : FA60039-5MS,250X Inst : MSVOA5
Misc : MS42125,VC5130,,,,,250
ALS Vial : 16 Sample Multiplier: 1

Quant Time: Dec 18 09:06:09 2018
Quant Method : C:\msdchem\2\METHODS\RTXVMS121118.M
Quant Title : SW-846 Method 5035A/8260B
QLast Update : Wed Dec 12 08:14:44 2018
Response via : Initial Calibration

Compound	R.T.	QIon	Response	Conc	Units		Dev(Min)
92) 1,2,4-Trimethylbenzene	14.786	105	353665	24.24	ug/L		97
93) Pentachloroethane	14.792	167	54280	22.76	ug/L		90
94) sec-Butylbenzene	14.865	105	428780	25.57	ug/L		100
95) 4-Isopropyltoluene	14.944	119	349585	24.76	ug/L		99
96) 1,3-Dichlorobenzene	15.054	146	192715	24.96	ug/L		97
97) 1,4-Dichlorobenzene	15.115	146	192647	23.90	ug/L		95
98) n-Butylbenzene	15.236	92	198240	25.57	ug/L		98
99) Benzyl Chloride	15.267	126	48442	21.10	ug/L	#	87
100) 1,2-Dichlorobenzene	15.407	146	180413	24.32	ug/L		98
101) 1,2-Dibromo-3-Chloropr...	15.936	75	36094	23.86	ug/L		94
102) Hexachlorobutadiene	16.337	225	39834	24.89	ug/L		98
103) 1,2,4-Trichlorobenzene	16.392	180	110776	23.32	ug/L		96
104) Naphthalene	16.635	128	385102	24.42	ug/L		99
105) 1,2,3-Trichlorobenzene	16.775	180	106553	23.59	ug/L		98
107) Ethanol	5.308	45	47313m	456.94	ug/L		
108) Acrolein	5.880	56	116084	106.27	ug/L		99
109) Tert Butyl Alcohol	7.036	59	251881	223.53	ug/L		99
110) Isobutyl alcohol	10.357	43	228205	508.34	ug/L		97
111) Tert Amyl Alcohol	10.467	59	224558	268.18	ug/L		98
112) 1,4-Dioxane	11.592	88	40027	484.08	ug/L		90
113) 3,3-dimethyl-1-butanol	13.168	57	1215636	1241.13	ug/L		99

(#) = qualifier out of range (m) = manual integration (+) = signals summed

Quantitation Report (QT Reviewed)

Data Path : C:\msdchem\2\DATA\121718\
Data File : C0129266.D
Acq On : 17 Dec 2018 3:46 pm
Operator : SHANICAO
Sample : FA60039-5MS,250X Inst : MSVOA5
Misc : MS42125,VC5130,,,,,250
ALS Vial : 16 Sample Multiplier: 1

Quant Time: Dec 18 09:06:09 2018
Quant Method : C:\msdchem\2\METHODS\RTXVMS121118.M
Quant Title : SW-846 Method 5035A/8260B
QLast Update : Wed Dec 12 08:14:44 2018
Response via : Initial Calibration

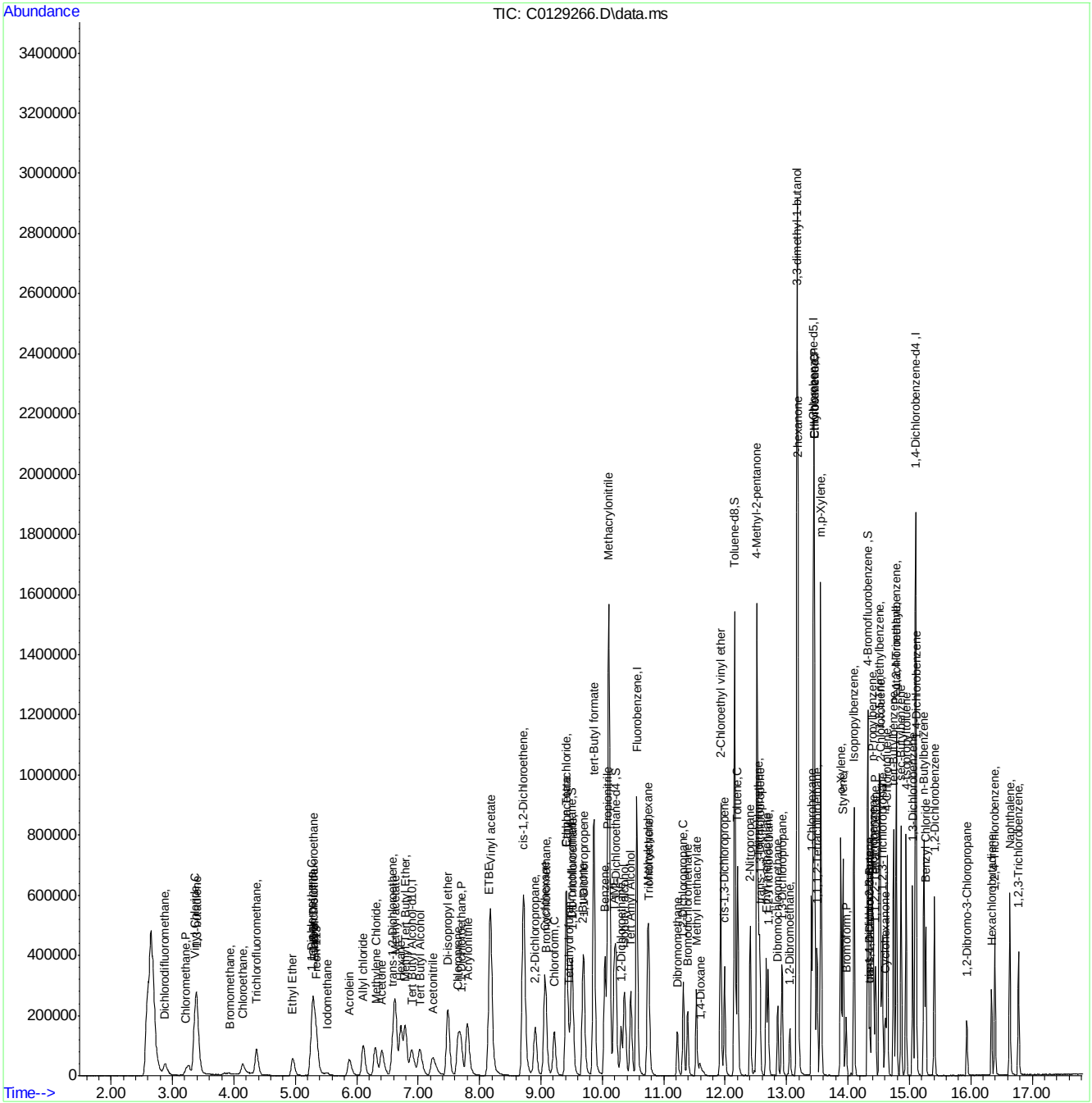

Manual Integration Approval Summary

Sample Number: FA60039-5MS
Lab FileID: C0129266.D
Injection Time: 12/17/18 15:46

Method: SW846 8260B
Analyst approved: 12/18/18 10:38 Shanica O'Connor
Supervisor approved: 12/18/18 12:19 Melissa Mangual

Parameter	CAS	Sig#	R.T. (min.)	Reason
Ethyl Alcohol	64-17-5		5.31	Poor instrument integration

Quantitation Report (Qedit)

Data Path : C:\msdchem\2\DATA\121718\
Data File : C0129266.D
Acq On : 17 Dec 2018 3:46 pm
Operator : SHANICAO
Sample : FA60039-5MS,250X Inst : MSVOA5
Misc : MS42125,VC5130,,,,,250
ALS Vial : 16 Sample Multiplier: 1

Quant Time: Dec 18 07:36:42 2018
Quant Method : C:\msdchem\2\METHODS\RTXVMS121118.M
Quant Title : SW-846 Method 5035A/8260B
QLast Update : Wed Dec 12 08:14:44 2018
Response via : Initial Calibration

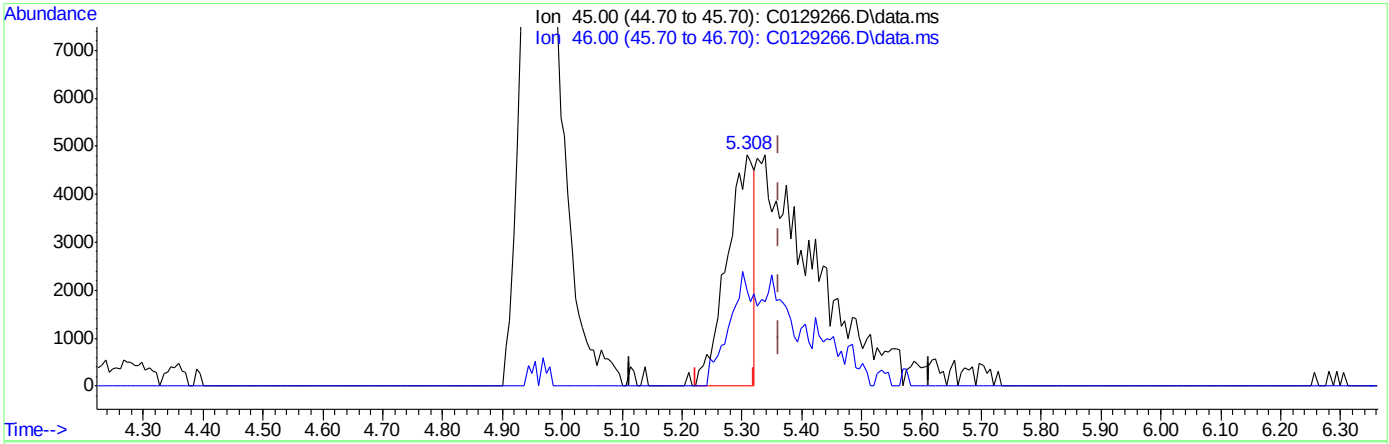

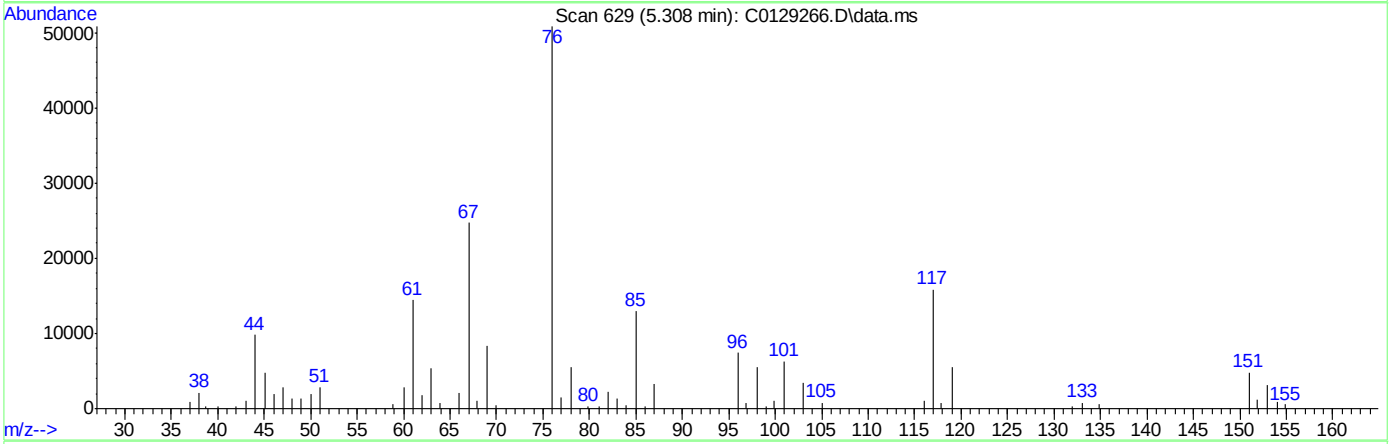

TIC: C0129266.D\data.ms

(107) Ethanol

5.308min (-0.055) 146.94ug/L

response 15214

Ion	Exp%	Act%
45.00	100	100
46.00	30.20	41.34
0.00	0.00	0.00
0.00	0.00	0.00

Quantitation Report (Qedit)

Data Path : C:\msdchem\2\DATA\121718\
Data File : C0129266.D
Acq On : 17 Dec 2018 3:46 pm
Operator : SHANICAO
Sample : FA60039-5MS,250X Inst : MSVOA5
Misc : MS42125,VC5130,,,,,250
ALS Vial : 16 Sample Multiplier: 1

Quant Time: Dec 18 07:36:42 2018
Quant Method : C:\msdchem\2\METHODS\RTXVMS121118.M
Quant Title : SW-846 Method 5035A/8260B
QLast Update : Wed Dec 12 08:14:44 2018
Response via : Initial Calibration

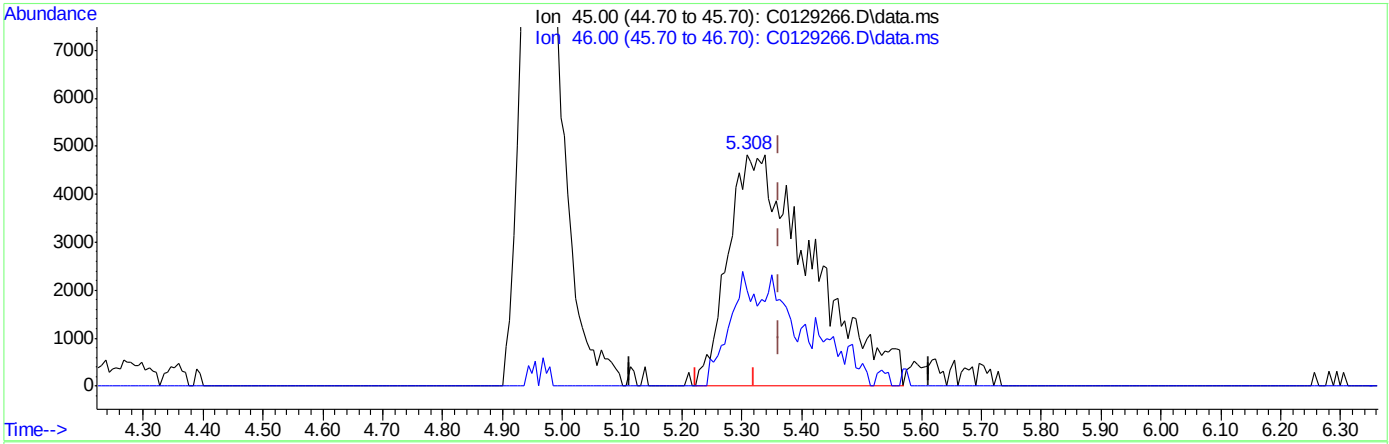

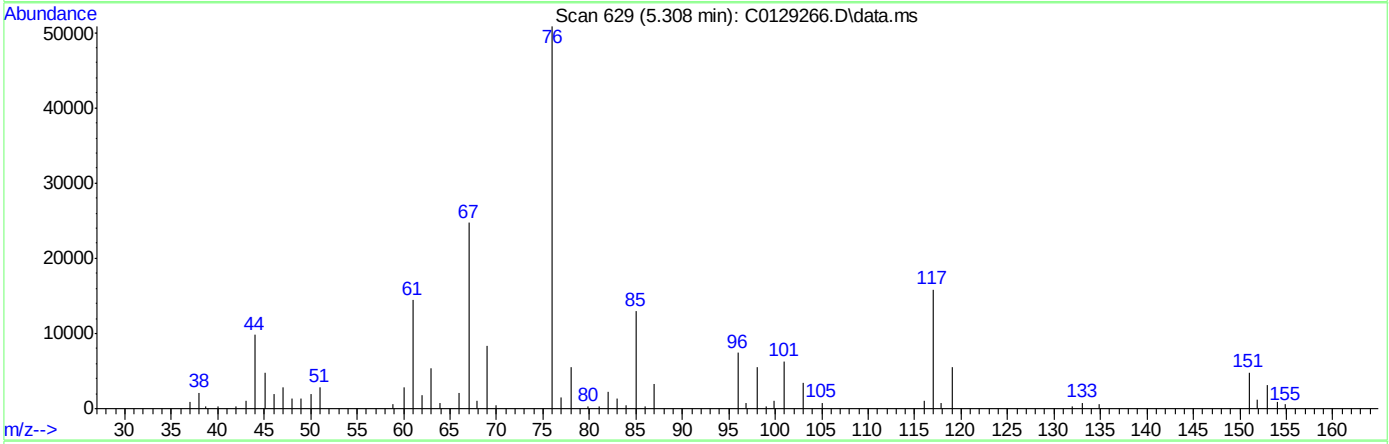

TIC: C0129266.D\data.ms

(107) Ethanol

5.308min (-0.055) 456.94ug/L m

response 47313

Ion	Exp%	Act%
45.00	100	100
46.00	30.20	41.34
0.00	0.00	0.00
0.00	0.00	0.00

Manual Integrations APPROVED (compounds with "m" flag)
Melissa Mangual 12/18/18 12:19

Quantitation Report (QT Reviewed)

Data Path : C:\msdchem\2\DATA\121718\
Data File : C0129267.D
Acq On : 17 Dec 2018 4:12 pm
Operator : SHANICAO
Sample : FA60039-5MSD,250X Inst : MSVOA5
Misc : MS42125,VC5130,,,,,250
ALS Vial : 17 Sample Multiplier: 1

Quant Time: Dec 18 09:06:35 2018
Quant Method : C:\msdchem\2\METHODS\RTXVMS121118.M
Quant Title : SW-846 Method 5035A/8260B
QLast Update : Wed Dec 12 08:14:44 2018
Response via : Initial Calibration

Compound	R.T.	QIon	Response	Conc	Units	Dev(Min)
Internal Standards						
1) Fluorobenzene	10.558	96	872961	50.00	ug/L	0.00
56) Chlorobenzene-d5	13.442	117	626406	50.00	ug/L	0.00
78) 1,4-Dichlorobenzene-d4	15.102	152	318266	50.00	ug/L	0.00
106) Tert Butyl Alcohol-d10	6.902	65	265255	250.00	ug/L	0.00
System Monitoring Compounds						
36) Dibromofluoromethane	9.500	113	209097	49.99	ug/L	0.00
Spiked Amount 50.000	Range 83 - 118		Recovery = 99.98%			
46) 1,2-Dichloroethane-d4	10.223	65	280175	50.86	ug/L	0.00
Spiked Amount 50.000	Range 79 - 125		Recovery = 101.72%			
57) Toluene-d8	12.158	98	873253	48.58	ug/L	0.00
Spiked Amount 50.000	Range 85 - 112		Recovery = 97.16%			
79) 4-Bromofluorobenzene	14.324	174	247147	49.88	ug/L	0.00
Spiked Amount 50.000	Range 83 - 118		Recovery = 99.76%			
Target Compounds						Qvalue
2) Dichlorodifluoromethane	2.874	85	98266	23.14	ug/L	93
3) Chloromethane	3.233	50	90164	22.22	ug/L	98
4) 1,3-butadiene	3.392	39	177064	40.09	ug/L	98
5) Vinyl Chloride	3.361	62	344492	70.92	ug/L	96
6) Bromomethane	3.915	94	3924	3.43	ug/L	96
7) Chloroethane	4.140	64	76751	30.73	ug/L	95
8) Trichlorofluoromethane	4.365	101	141642	23.53	ug/L	96
9) Ethyl Ether	4.961	59	66934	16.88	ug/L	95
10) 1,2-Dichlorotrifluoroe...	5.296	67	108847	25.74	ug/L	95
11) 1,1-Dichloroethene	5.259	61	142880	23.73	ug/L	98
12) Freon 113	5.338	101	76695	22.66	ug/L	93
13) Carbon Disulfide	5.302	76	239213	23.33	ug/L	99
14) Iodomethane	5.515	142	25609	13.26	ug/L	81
15) Allyl chloride	6.105	41	203927	28.78	ug/L	94
16) Methylene Chloride	6.300	49	177198	27.27	ug/L	99
17) Acetone	6.409	43	297448	141.17	ug/L	96
18) Methyl acetate	6.628	43	729946	139.43	ug/L	99
19) trans-1,2-Dichloroethene	6.579	61	170648	29.04	ug/L	95
20) Hexane	6.719	56	100851	23.43	ug/L #	92
21) Methyl Tert Butyl Ether	6.786	73	331040	24.72	ug/L	98
22) Acetonitrile	7.236	41	235159	247.43	ug/L	95
23) Di-isopropyl ether	7.486	45	421644	24.78	ug/L	98
24) Chloroprene	7.650	53	191667	27.84	ug/L	97
25) 1,1-Dichloroethane	7.699	63	213740	29.09	ug/L	95
26) Acrylonitrile	7.808	52	269142	134.40	ug/L	98
27) ETBE	8.155	59	371734	23.28	ug/L	99
28) Vinyl acetate	8.179	43	1456633	117.49	ug/L	100
29) cis-1,2-Dichloroethene	8.715	96	400105	104.18	ug/L	97
30) 2,2-Dichloropropane	8.909	77	182475	27.99	ug/L	92
31) Bromochloromethane	9.086	128	42123	23.66	ug/L #	84
32) Cyclohexane	9.062	56	216403	26.82	ug/L	98
33) Chloroform	9.214	83	180035	25.89	ug/L	97
34) Ethyl acetate	9.408	43	935002	138.39	ug/L	99

Quantitation Report (QT Reviewed)

Data Path : C:\msdchem\2\DATA\121718\
Data File : C0129267.D
Acq On : 17 Dec 2018 4:12 pm
Operator : SHANICAO
Sample : FA60039-5MSD,250X Inst : MSVOA5
Misc : MS42125,VC5130,,,,,250
ALS Vial : 17 Sample Multiplier: 1

Quant Time: Dec 18 09:06:35 2018
Quant Method : C:\msdchem\2\METHODS\RTXVMS121118.M
Quant Title : SW-846 Method 5035A/8260B
QLast Update : Wed Dec 12 08:14:44 2018
Response via : Initial Calibration

Compound	R.T.	QIon	Response	Conc	Units		Dev(Min)
35) Tetrahydrofuran	9.451	42	75537	26.03	ug/L		96
37) Carbon Tetrachloride	9.414	117	141085	26.51	ug/L		99
38) 1,1,1-Trichloroethane	9.518	97	172452	26.48	ug/L		97
39) 2-Butanone	9.682	43	490745	139.68	ug/L		99
40) 1,1-Dichloropropene	9.700	75	152498	27.22	ug/L		96
41) tert-Butyl formate	9.865	59	640322	241.61	ug/L		96
42) Propionitrile	10.084	54	276328	265.31	ug/L		91
43) Methacrylonitrile	10.108	41	1042960	255.45	ug/L		99
44) Benzene	10.041	78	426876	27.14	ug/L		99
45) TAME	10.193	73	313988	22.50	ug/L		98
47) 1,2-Dichloroethane	10.309	62	160711	25.86	ug/L		98
48) Trichloroethene	10.759	95	107103	26.31	ug/L		95
49) Methylcyclohexane	10.741	83	180080	25.63	ug/L		96
50) Dibromomethane	11.221	93	64253	23.78	ug/L		94
51) 1,2-Dichloropropane	11.319	63	123295	25.80	ug/L		99
52) Bromodichloromethane	11.392	83	140311	24.40	ug/L		94
53) Methyl methacrylate	11.531	41	157541	26.06	ug/L		98
54) 2-Chloroethyl vinyl ether	11.927	63	350569	98.66	ug/L		99
55) cis-1,3-Dichloropropene	11.994	75	184731	26.16	ug/L		99
58) Toluene	12.201	91	439737	26.30	ug/L		99
59) 2-Nitropropane	12.407	41	271484	127.90	ug/L		97
60) 4-Methyl-2-pentanone	12.517	43	959174	132.68	ug/L		99
61) trans-1,3-Dichloropropene	12.566	75	171161	25.85	ug/L	#	73
62) Tetrachloroethene	12.541	166	106939	26.71	ug/L		97
63) Ethyl methacrylate	12.669	69	166054	25.15	ug/L		98
64) 1,1,2-Trichloroethane	12.699	83	83074	25.96	ug/L		97
65) Dibromochloromethane	12.858	129	102979	25.47	ug/L		97
66) 1,3-Dichloropropane	12.925	76	172467	24.54	ug/L		97
67) 1,2-Dibromoethane	13.058	107	99855	25.48	ug/L		98
68) 2-hexanone	13.186	43	948149	130.59	ug/L		97
69) 1-Chlorohexane	13.405	91	141090	24.99	ug/L		94
70) Ethylbenzene	13.454	91	501507	25.89	ug/L		99
71) Chlorobenzene	13.454	112	264694	25.47	ug/L		97
72) 1,1,1,2-Tetrachloroethane	13.496	131	98000	25.81	ug/L		98
73) m,p-Xylene	13.557	91	781410	52.39	ug/L		99
74) o-Xylene	13.880	91	399609	26.00	ug/L		99
75) Styrene	13.922	104	305239	25.97	ug/L		99
76) Bromoform	13.971	173	74978	25.16	ug/L		99
77) Isopropylbenzene	14.099	105	470405	27.00	ug/L		99
80) cis-1,4-Dichloro-2-butene	14.354	53	28890	11.61	ug/L		87
81) n-Propylbenzene	14.391	91	570653	25.66	ug/L		99
82) Bromobenzene	14.415	156	109585	25.20	ug/L		99
83) 1,1,2,2-Tetrachloroethane	14.445	83	155016	26.99	ug/L		96
84) 1,3,5-Trimethylbenzene	14.512	105	376387	25.27	ug/L		97
85) 2-Chlorotoluene	14.525	91	380781	25.92	ug/L		99
86) trans-1,4-Dichloro-2-B...	14.354	53	28890	11.61	ug/L		91
87) 1,2,3-Trichloropropane	14.561	110	45680	25.47	ug/L		96
88) Cyclohexanone	14.610	55	72126	232.75	ug/L		98
89) 4-Chlorotoluene	14.640	91	352264	26.02	ug/L		97
90) tert-Butylbenzene	14.744	91	225444	24.95	ug/L		99

Quantitation Report (QT Reviewed)

Data Path : C:\msdchem\2\DATA\121718\
Data File : C0129267.D
Acq On : 17 Dec 2018 4:12 pm
Operator : SHANICAO
Sample : FA60039-5MSD,250X Inst : MSVOA5
Misc : MS42125,VC5130,,,,,250
ALS Vial : 17 Sample Multiplier: 1

Quant Time: Dec 18 09:06:35 2018
Quant Method : C:\msdchem\2\METHODS\RTXVMS121118.M
Quant Title : SW-846 Method 5035A/8260B
QLast Update : Wed Dec 12 08:14:44 2018
Response via : Initial Calibration

Compound	R.T.	QIon	Response	Conc	Units	Dev(Min)
92) 1,2,4-Trimethylbenzene	14.786	105	370750	24.26	ug/L	97
93) Pentachloroethane	14.792	167	60307	24.14	ug/L	95
94) sec-Butylbenzene	14.865	105	452348	25.75	ug/L	98
95) 4-Isopropyltoluene	14.944	119	372646	25.19	ug/L	99
96) 1,3-Dichlorobenzene	15.054	146	205664	25.43	ug/L	97
97) 1,4-Dichlorobenzene	15.115	146	207357	24.56	ug/L	96
98) n-Butylbenzene	15.236	92	210472	25.91	ug/L	97
99) Benzyl Chloride	15.267	126	52550	21.85	ug/L	98
100) 1,2-Dichlorobenzene	15.407	146	191082	24.59	ug/L	99
101) 1,2-Dibromo-3-Chloropr...	15.936	75	39770	25.09	ug/L	95
102) Hexachlorobutadiene	16.337	225	41397	24.70	ug/L	98
103) 1,2,4-Trichlorobenzene	16.392	180	117721	23.65	ug/L	95
104) Naphthalene	16.636	128	413710	25.04	ug/L	98
105) 1,2,3-Trichlorobenzene	16.775	180	115034	24.32	ug/L	98
107) Ethanol	5.344	45	46649m	387.29	ug/L	
108) Acrolein	5.880	56	132348	104.12	ug/L	99
109) Tert Butyl Alcohol	7.036	59	295909	225.73	ug/L	97
110) Isobutyl alcohol	10.357	43	250393	480.50	ug/L	96
111) Tert Amyl Alcohol	10.467	59	234098	241.83	ug/L	98
112) 1,4-Dioxane	11.592	88	42066	435.95	ug/L	94
113) 3,3-dimethyl-1-butanol	13.174	57	1264033	1109.39	ug/L	99

(#) = qualifier out of range (m) = manual integration (+) = signals summed

Quantitation Report (QT Reviewed)

Data Path : C:\msdchem\2\DATA\121718\
Data File : C0129267.D
Acq On : 17 Dec 2018 4:12 pm
Operator : SHANICAO
Sample : FA60039-5MSD,250X Inst : MSVOA5
Misc : MS42125,VC5130,,,,,250
ALS Vial : 17 Sample Multiplier: 1

Quant Time: Dec 18 09:06:35 2018
Quant Method : C:\msdchem\2\METHODS\RTXVMS121118.M
Quant Title : SW-846 Method 5035A/8260B
QLast Update : Wed Dec 12 08:14:44 2018
Response via : Initial Calibration

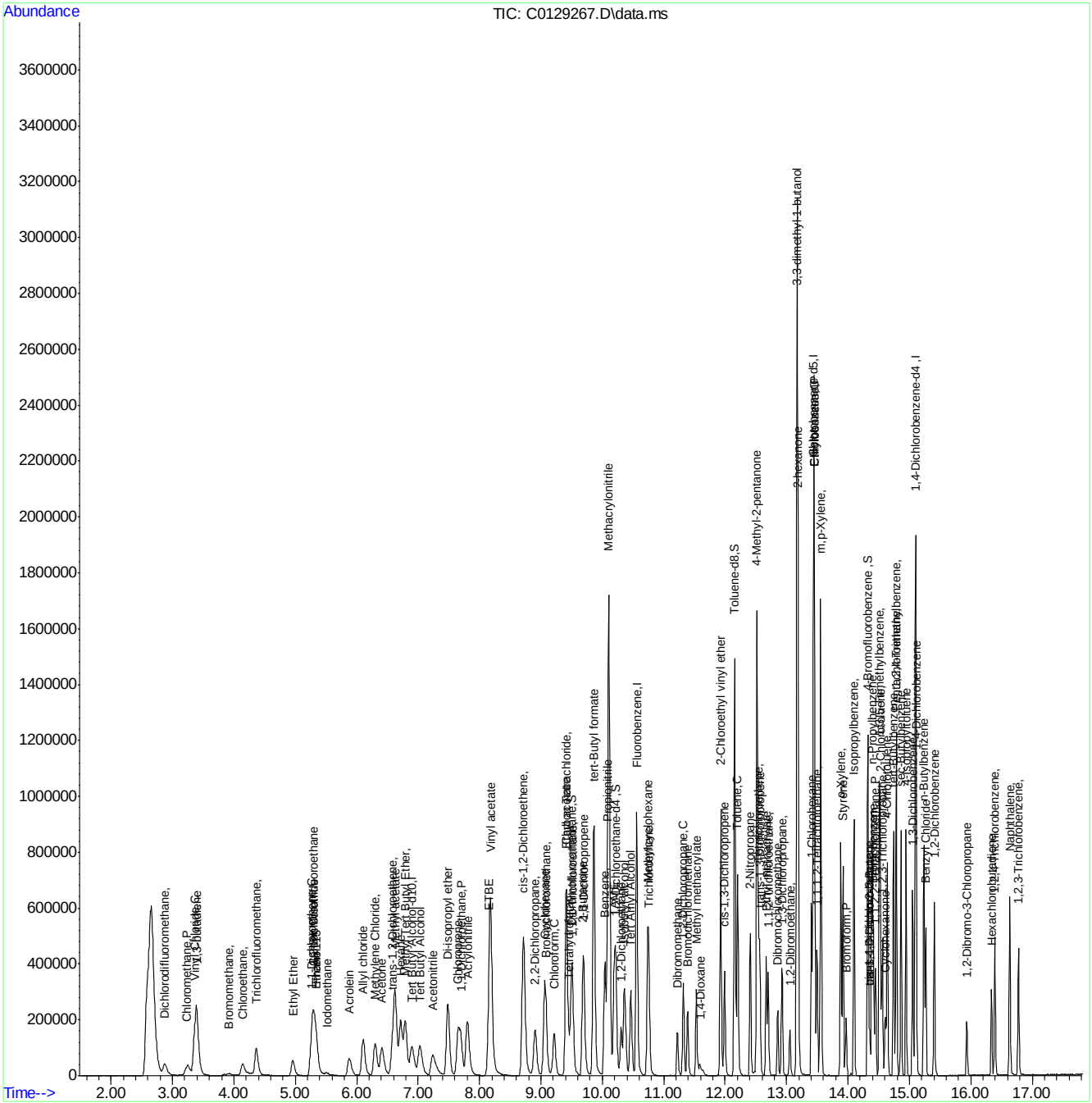

Manual Integration Approval Summary

Sample Number: FA60039-5MSD
Lab FileID: C0129267.D
Injection Time: 12/17/18 16:12
Method: SW846 8260B
Analyst approved: 12/18/18 10:38 Shanica O'Connor
Supervisor approved: 12/18/18 12:19 Melissa Mangual

Parameter	CAS	Sig#	R.T. (min.)	Reason
Ethyl Alcohol	64-17-5		5.34	Poor instrument integration

Quantitation Report (Qedit)

Data Path : C:\msdchem\2\DATA\121718\
Data File : C0129267.D
Acq On : 17 Dec 2018 4:12 pm
Operator : SHANICAO
Sample : FA60039-5MSD,250X Inst : MSVOA5
Misc : MS42125,VC5130,,,,,250
ALS Vial : 17 Sample Multiplier: 1

Quant Time: Dec 18 07:36:45 2018
Quant Method : C:\msdchem\2\METHODS\RTXVMS121118.M
Quant Title : SW-846 Method 5035A/8260B
QLast Update : Wed Dec 12 08:14:44 2018
Response via : Initial Calibration

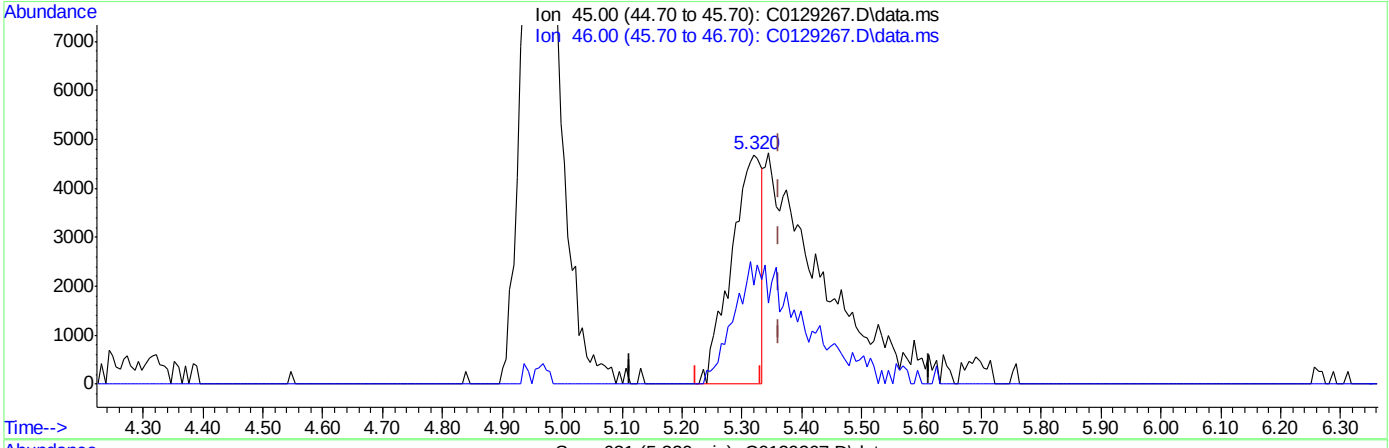

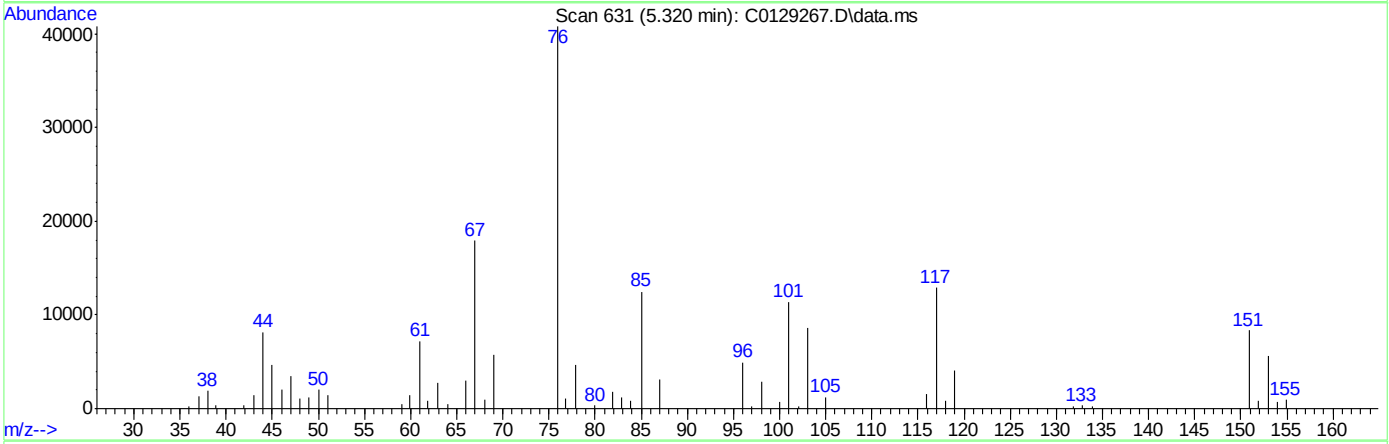

TIC: C0129267.D\data.ms

(107) Ethanol

5.320min (-0.043) 135.07ug/L

response 16269

Ion	Exp%	Act%
45.00	100	100
46.00	30.20	43.23
0.00	0.00	0.00
0.00	0.00	0.00

Quantitation Report (Qedit)

Data Path : C:\msdchem\2\DATA\121718\
Data File : C0129267.D
Acq On : 17 Dec 2018 4:12 pm
Operator : SHANICAO
Sample : FA60039-5MSD,250X Inst : MSVOA5
Misc : MS42125,VC5130,,,,,250
ALS Vial : 17 Sample Multiplier: 1

Quant Time: Dec 18 07:36:45 2018
Quant Method : C:\msdchem\2\METHODS\RTXVMS121118.M
Quant Title : SW-846 Method 5035A/8260B
QLast Update : Wed Dec 12 08:14:44 2018
Response via : Initial Calibration

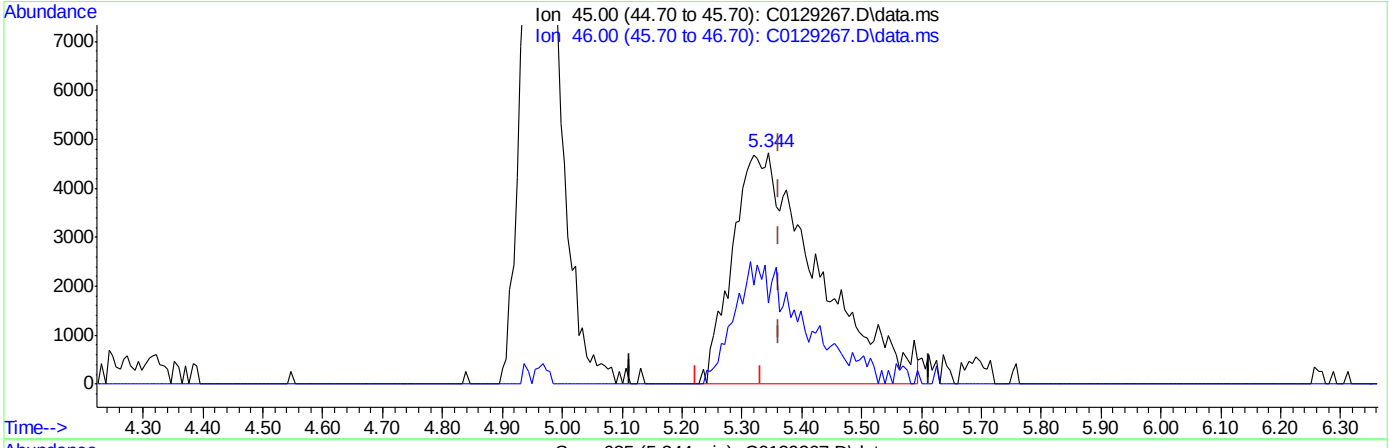

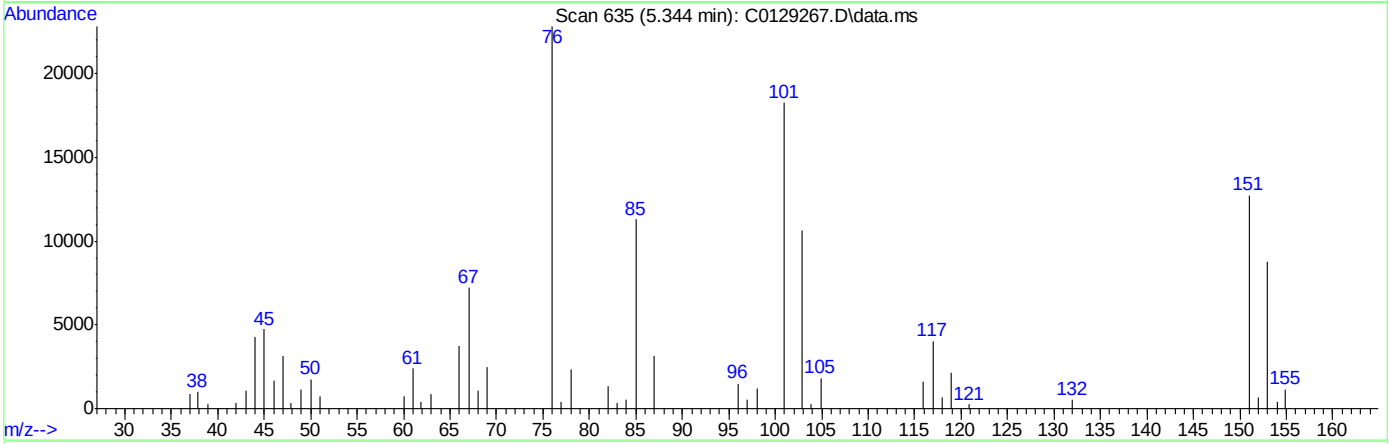

TIC: C0129267.D\data.ms

(107) Ethanol

5.344min (-0.019) 387.29ug/L m

response 46649

Ion	Exp%	Act%
45.00	100	100
46.00	30.20	34.87
0.00	0.00	0.00
0.00	0.00	0.00

Quantitation Report (QT Reviewed)

Data Path : C:\msdchem\1\data\2018-12-17\
Data File : 3C3208.D
Acq On : 18 Dec 2018 1:50 am
Operator : seanp
Sample : FA59920-1MS
Misc : MS42152,V3C122,,,,,
ALS Vial : 74 Sample Multiplier: 1

Quant Time: Dec 18 13:16:59 2018
Quant Method : C:\msdchem\1\methods\2018-12-14APP9-3C_AQ.m
Quant Title : SW-846 Method 5035A/8260B
QLast Update : Mon Dec 17 15:54:58 2018
Response via : Initial Calibration

Compound	R.T.	QIon	Response	Conc	Units	Dev(Min)
Internal Standards						
1) Fluorobenzene	10.461	96	703022	50.00	ug/L	0.00
55) Chlorobenzene-d5	13.216	117	521392	50.00	ug/L	0.00
77) 1,4-Dichlorobenzene-d4	14.856	152	262729	50.00	ug/L	0.00
104) Tert Butyl Alcohol-d10	7.053	65	102991	250.00	ug/L	0.00
System Monitoring Compounds						
35) Dibromofluoromethane	9.485	113	168008	51.56	ug/L	0.00
Spiked Amount 50.000	Range 83 - 118		Recovery = 103.12%			
45) 1,2-Dichloroethane-d4	10.150	65	222522	54.75	ug/L	0.00
Spiked Amount 50.000	Range 79 - 125		Recovery = 109.50%			
56) Toluene-d8	11.967	98	681281	47.94	ug/L	0.00
Spiked Amount 50.000	Range 85 - 112		Recovery = 95.88%			
78) 4-Bromofluorobenzene	14.082	174	201097	48.98	ug/L	0.00
Spiked Amount 50.000	Range 83 - 118		Recovery = 97.96%			
Target Compounds						Qvalue
2) Dichlorodifluoromethane	2.999	85	80416	19.40	ug/L	100
3) Chloromethane	3.383	50	130470	20.78	ug/L	98
4) Vinyl Chloride	3.511	62	114780	23.50	ug/L	96
5) Bromomethane	4.084	94	10572	4.40	ug/L	96
6) Chloroethane	4.316	64	34388	19.52	ug/L	92
7) Trichlorofluoromethane	4.553	101	130833	24.80	ug/L	96
8) Ethyl Ether	5.139	59	85513	23.50	ug/L	94
9) 1,2-Dichlorotrifluoroe...	5.480	67	126333	30.22	ug/L	96
10) 1,1-Dichloroethene	5.456	61	159616	29.53	ug/L	93
11) Freon 113	5.541	101	87074	25.88	ug/L	95
12) Carbon Disulfide	5.492	76	247526	27.72	ug/L	83
13) Iodomethane	5.706	142	27080	8.13	ug/L	92
14) Allyl chloride	6.303	41	178339	27.17	ug/L	91
15) Methylene Chloride	6.498	49	164245	28.08	ug/L	87
16) Acetone	6.602	43	211246	145.71	ug/L	96
17) Methyl acetate	6.821	43	509141	135.93	ug/L	72
18) trans-1,2-Dichloroethene	6.772	61	149575	28.13	ug/L	95
19) Hexane	6.913	56	87291	22.34	ug/L #	87
20) Methyl Tert Butyl Ether	6.986	73	273285	24.70	ug/L	94
21) Acetonitrile	7.437	41	192364	270.08	ug/L	97
22) Di-isopropyl ether	7.675	45	361408	25.06	ug/L	92
23) Chloroprene	7.845	53	164707	26.97	ug/L	86
24) 1,1-Dichloroethane	7.894	63	196740	28.82	ug/L	97
25) Acrylonitrile	8.004	53	264975	137.05	ug/L	94
26) ETBE	8.345	59	310689	23.31	ug/L	98
27) Vinyl acetate	8.376	43	1159556	117.57	ug/L	97
28) cis-1,2-Dichloroethene	8.839	96	99191	26.44	ug/L	91
29) 2,2-Dichloropropane	9.004	77	134548	25.10	ug/L	94
30) Bromochloromethane	9.132	128	43934	25.28	ug/L #	67
31) Cyclohexane	9.126	56	197898	26.39	ug/L	95
32) Chloroform	9.242	83	168182	26.77	ug/L	96
33) Ethyl acetate	9.418	43	641550	131.91	ug/L	97
34) Tetrahydrofuran	9.467	42	47528	25.98	ug/L	85
36) Carbon Tetrachloride	9.424	117	122539	25.13	ug/L	97
37) 1,1,1-Trichloroethane	9.522	97	158994	26.97	ug/L	96
38) 2-Butanone	9.662	43	337970	142.37	ug/L	97
39) 1,1-Dichloropropene	9.674	75	138382	27.16	ug/L	83
40) tert-Butyl Formate	9.833	59	2645	0.83	ug/L #	59
41) Propionitrile	10.034	54	207544	278.33	ug/L	93
42) Methacrylonitrile	10.052	41	917306	297.82	ug/L	99
43) Benzene	9.985	78	406224	26.72	ug/L	88

Quantitation Report (QT Reviewed)

Data Path : C:\msdchem\1\data\2018-12-17\
Data File : 3C3208.D
Acq On : 18 Dec 2018 1:50 am
Operator : seanp
Sample : FA59920-1MS
Misc : MS42152,V3C122,,,,,
ALS Vial : 74 Sample Multiplier: 1

Quant Time: Dec 18 13:16:59 2018
Quant Method : C:\msdchem\1\methods\2018-12-14APP9-3C_AQ.m
Quant Title : SW-846 Method 5035A/8260B
QLast Update : Mon Dec 17 15:54:58 2018
Response via : Initial Calibration

Compound	R.T.	QIon	Response	Conc	Units		Dev(Min)
44) TAME	10.119	73	266018	24.02	ug/L		89
46) 1,2-Dichloroethane	10.223	62	152570	28.34	ug/L		96
47) Trichloroethene	10.638	95	103664	27.84	ug/L		91
48) Methylcyclohexane	10.625	83	172508	26.12	ug/L		91
49) Dibromomethane	11.070	93	59499	27.28	ug/L		94
50) 1,2-Dichloropropane	11.168	63	110960	27.47	ug/L		85
51) Bromodichloromethane	11.223	83	122798	27.62	ug/L	#	96
52) Methyl methacrylate	11.363	41	115358	26.29	ug/L		91
54) cis-1,3-Dichloropropene	11.802	75	147401	23.95	ug/L		78
57) Toluene	12.009	91	425603	25.74	ug/L		98
58) 2-Nitropropane	12.217	41	164344	115.95	ug/L		79
59) 4-Methyl-2-pentanone	12.320	43	701041	142.84	ug/L		96
60) trans-1,3-Dichloropropene	12.351	75	145333	25.15	ug/L		90
61) Tetrachloroethene	12.338	166	99895	26.22	ug/L		98
62) Ethyl methacrylate	12.454	69	137261	23.69	ug/L		86
63) 1,1,2-Trichloroethane	12.485	83	77415	25.90	ug/L		86
64) Dibromochloromethane	12.637	129	91616	23.79	ug/L		97
65) 1,3-Dichloropropane	12.710	76	162877	24.89	ug/L		89
66) 1,2-Dibromoethane	12.838	107	92111	25.91	ug/L		98
67) 2-hexanone	12.966	43	624548	145.01	ug/L		92
68) 1-Chlorohexane	13.180	91	132911	24.58	ug/L		85
69) Ethylbenzene	13.222	91	492590	26.20	ug/L		94
70) Chlorobenzene	13.229	112	265393	25.88	ug/L		85
71) 1,1,1,2-Tetrachloroethane	13.265	131	90982	26.42	ug/L		93
72) m,p-Xylene	13.326	91	774239	54.31	ug/L	#	68
73) o-Xylene	13.649	91	385176	26.44	ug/L		95
74) Styrene	13.686	104	295876	26.93	ug/L		96
75) Bromoform	13.735	173	57685	22.55	ug/L		99
76) Isopropylbenzene	13.863	105	474780	28.43	ug/L		97
79) cis-1,4-Dichloro-2-butene	14.113	53	16529	7.72	ug/L	#	66
80) n-Propylbenzene	14.149	91	577444	25.64	ug/L		85
81) Bromobenzene	14.173	156	112372	25.60	ug/L		98
82) 1,1,2,2-Tetrachloroethane	14.198	83	135327	27.29	ug/L		97
83) 1,3,5-Trimethylbenzene	14.265	105	392496	26.00	ug/L		83
84) 2-Chlorotoluene	14.393	91	362930	26.29	ug/L		89
85) trans-1,4-Dichloro-2-B...	14.320	53	16013	8.78	ug/L	#	1
86) 1,2,3-Trichloropropane	14.314	110	41742	26.05	ug/L		93
87) Cyclohexanone	14.369	55	39364	193.04	ug/L		90
88) 4-Chlorotoluene	14.393	91	362930	26.29	ug/L		89
89) tert-Butylbenzene	14.503	91	235807	26.19	ug/L		100
90) 1,2,4-Trimethylbenzene	14.539	105	396782	25.40	ug/L		89
91) Pentachloroethane	14.545	167	61323	24.02	ug/L	#	70
92) sec-Butylbenzene	14.619	105	500107	26.60	ug/L		99
93) 4-Isopropyltoluene	14.704	119	412037	26.54	ug/L		96
94) 1,3-Dichlorobenzene	14.807	146	217328	26.39	ug/L		93
95) 1,4-Dichlorobenzene	14.862	146	217074	25.61	ug/L		96
96) n-Butylbenzene	14.990	92	222323	23.32	ug/L		97
97) Benzyl Chloride	15.021	126	37008	16.05	ug/L	#	46
98) 1,2-Dichlorobenzene	15.161	146	206194	25.83	ug/L		97
99) 1,2-Dibromo-3-Chloropr...	15.691	75	25427	25.63	ug/L		84
100) Hexachlorobutadiene	16.106	225	52724	22.53	ug/L		86
101) 1,2,4-Trichlorobenzene	16.167	180	130464	24.65	ug/L		98
102) Naphthalene	16.423	128	404683	25.38	ug/L		56
103) 1,2,3-Trichlorobenzene	16.569	180	127339	24.99	ug/L		99
105) Ethanol	5.450	45	32738	472.22	ug/L		87
106) Acrolein	6.077	56	99834	116.82	ug/L		92
107) Tert butyl alcohol	7.175	59	167772	288.30	ug/L		70
108) Isobutyl alcohol	10.235	42	74051	537.61	ug/L	#	61

Quantitation Report (QT Reviewed)

Data Path : C:\msdchem\1\data\2018-12-17\
Data File : 3C3208.D
Acq On : 18 Dec 2018 1:50 am
Operator : seanp
Sample : FA59920-1MS
Misc : MS42152,V3C122,,,,,
ALS Vial : 74 Sample Multiplier: 1

Quant Time: Dec 18 13:16:59 2018
Quant Method : C:\msdchem\1\methods\2018-12-14APP9-3C_AQ.m
Quant Title : SW-846 Method 5035A/8260B
QLast Update : Mon Dec 17 15:54:58 2018
Response via : Initial Calibration

Compound	R.T.	QIon	Response	Conc	Units	Dev(Min)
109) Tert Amyl Alcohol	10.345	59	99439	243.55	ug/L	77
110) 1,4-Dioxane	11.418	88	25528	458.35	ug/L	77
111) 3,3-dimethyl-1-butanol	12.936	57	664943	1155.10	ug/L	97

(#) = qualifier out of range (m) = manual integration (+) = signals summed

Quantitation Report (QT Reviewed)

Data Path : C:\msdchem\1\data\2018-12-17\
Data File : 3C3208.D
Acq On : 18 Dec 2018 1:50 am
Operator : seanp
Sample : FA59920-1MS
Misc : MS42152,V3C122,,,,,
ALS Vial : 74 Sample Multiplier: 1

Quant Time: Dec 18 13:16:59 2018
Quant Method : C:\msdchem\1\methods\2018-12-14APP9-3C_AQ.m
Quant Title : SW-846 Method 5035A/8260B
QLast Update : Mon Dec 17 15:54:58 2018
Response via : Initial Calibration

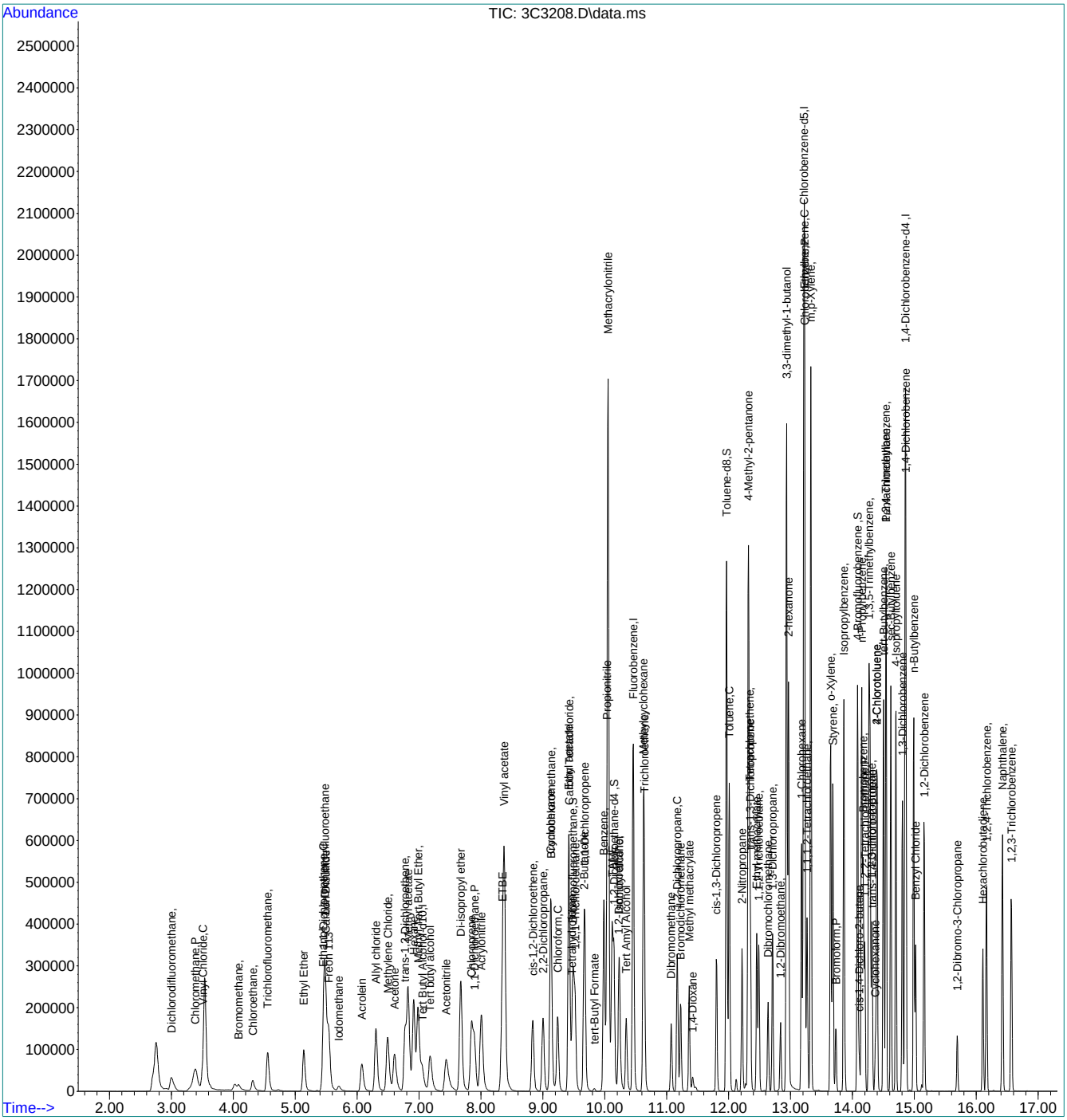

Quantitation Report (QT Reviewed)

Data Path : C:\msdchem\1\data\2018-12-17\
Data File : 3C3209.D
Acq On : 18 Dec 2018 2:18 am
Operator : seanp
Sample : FA59920-1MSD
Misc : MS42152,V3C122,,,,,
ALS Vial : 74 Sample Multiplier: 1

Quant Time: Dec 18 13:17:20 2018
Quant Method : C:\msdchem\1\methods\2018-12-14APP9-3C_AQ.m
Quant Title : SW-846 Method 5035A/8260B
QLast Update : Mon Dec 17 15:54:58 2018
Response via : Initial Calibration

Compound	R.T.	QIon	Response	Conc	Units	Dev(Min)
Internal Standards						
1) Fluorobenzene	10.461	96	763677	50.00	ug/L	0.00
55) Chlorobenzene-d5	13.216	117	559710	50.00	ug/L	0.00
77) 1,4-Dichlorobenzene-d4	14.856	152	276674	50.00	ug/L	0.00
104) Tert Butyl Alcohol-d10	7.053	65	106064	250.00	ug/L	0.00
System Monitoring Compounds						
35) Dibromofluoromethane	9.491	113	181982	51.41	ug/L	0.00
Spiked Amount 50.000	Range 83 - 118		Recovery = 102.82%			
45) 1,2-Dichloroethane-d4	10.150	65	240051	54.38	ug/L	0.00
Spiked Amount 50.000	Range 79 - 125		Recovery = 108.76%			
56) Toluene-d8	11.966	98	739914	48.50	ug/L	0.00
Spiked Amount 50.000	Range 85 - 112		Recovery = 97.00%			
78) 4-Bromofluorobenzene	14.082	174	217095	50.21	ug/L	0.00
Spiked Amount 50.000	Range 83 - 118		Recovery = 100.42%			
Target Compounds						Qvalue
2) Dichlorodifluoromethane	3.005	85	81949	18.20	ug/L	93
3) Chloromethane	3.383	50	135743	19.90	ug/L	94
4) Vinyl Chloride	3.517	62	121000	22.81	ug/L	96
5) Bromomethane	4.096	94	12965	4.97	ug/L	90
6) Chloroethane	4.322	64	32953	17.22	ug/L	97
7) Trichlorofluoromethane	4.565	101	143329	25.01	ug/L	97
8) Ethyl Ether	5.138	59	94425	23.89	ug/L	93
9) 1,2-Dichlorotrifluoroe...	5.480	67	129406	28.49	ug/L	93
10) 1,1-Dichloroethene	5.462	61	160295	27.30	ug/L	93
11) Freon 113	5.547	101	86134	23.57	ug/L	94
12) Carbon Disulfide	5.498	76	244237	25.18	ug/L	84
13) Iodomethane	5.705	142	34031	9.40	ug/L	94
14) Allyl chloride	6.309	41	186498	26.16	ug/L	92
15) Methylene Chloride	6.498	49	169930	26.71	ug/L	90
16) Acetone	6.602	43	220514	140.02	ug/L	97
17) Methyl acetate	6.821	43	532814	130.95	ug/L	71
18) trans-1,2-Dichloroethene	6.772	61	153789	26.63	ug/L	93
19) Hexane	6.919	56	83740	19.64	ug/L #	85
20) Methyl Tert Butyl Ether	6.986	73	294187	24.47	ug/L	95
21) Acetonitrile	7.443	41	201990	261.07	ug/L	98
22) Di-isopropyl ether	7.675	45	392676	25.07	ug/L	92
23) Chloroprene	7.851	53	167993	25.33	ug/L	84
24) 1,1-Dichloroethane	7.894	63	204105	27.52	ug/L	97
25) Acrylonitrile	8.010	53	279162	132.92	ug/L	93
26) ETBE	8.345	59	336566	23.24	ug/L	97
27) Vinyl acetate	8.376	43	1238022	115.55	ug/L	97
28) cis-1,2-Dichloroethene	8.839	96	103921	25.50	ug/L	89
29) 2,2-Dichloropropane	9.004	77	138123	23.72	ug/L	91
30) Bromochloromethane	9.132	128	46364	24.56	ug/L #	66
31) Cyclohexane	9.132	56	202508	24.86	ug/L	95
32) Chloroform	9.241	83	176047	25.80	ug/L	96
33) Ethyl acetate	9.418	43	681553	129.00	ug/L	97
34) Tetrahydrofuran	9.467	42	50078	25.20	ug/L	85
36) Carbon Tetrachloride	9.424	117	126318	23.84	ug/L	98
37) 1,1,1-Trichloroethane	9.522	97	163436	25.52	ug/L	95
38) 2-Butanone	9.662	43	357394	138.60	ug/L	94
39) 1,1-Dichloropropene	9.680	75	140427	25.37	ug/L	83
41) Propionitrile	10.034	54	216600	267.40	ug/L	86
42) Methacrylonitrile	10.052	41	967253	289.09	ug/L	99
43) Benzene	9.985	78	424453	25.70	ug/L	87
44) TAME	10.119	73	287704	23.92	ug/L	88

Quantitation Report (QT Reviewed)

Data Path : C:\msdchem\1\data\2018-12-17\
Data File : 3C3209.D
Acq On : 18 Dec 2018 2:18 am
Operator : seanp
Sample : FA59920-1MSD
Misc : MS42152,V3C122,,,,,
ALS Vial : 74 Sample Multiplier: 1

Quant Time: Dec 18 13:17:20 2018
Quant Method : C:\msdchem\1\methods\2018-12-14APP9-3C_AQ.m
Quant Title : SW-846 Method 5035A/8260B
QLast Update : Mon Dec 17 15:54:58 2018
Response via : Initial Calibration

Compound	R.T.	QIon	Response	Conc	Units		Dev(Min)
46) 1,2-Dichloroethane	10.229	62	161389	27.60	ug/L		95
47) Trichloroethene	10.637	95	106153	26.24	ug/L		91
48) Methylcyclohexane	10.625	83	175899	24.52	ug/L		90
49) Dibromomethane	11.070	93	62174	26.25	ug/L		93
50) 1,2-Dichloropropane	11.174	63	117001	26.67	ug/L		85
51) Bromodichloromethane	11.229	83	130925	27.11	ug/L		98
52) Methyl methacrylate	11.363	41	123551	25.93	ug/L		91
54) cis-1,3-Dichloropropene	11.808	75	160326	23.98	ug/L		84
57) Toluene	12.009	91	440386	24.81	ug/L		97
58) 2-Nitropropane	12.216	41	174474	114.68	ug/L		79
59) 4-Methyl-2-pentanone	12.320	43	738140	140.11	ug/L		96
60) trans-1,3-Dichloropropene	12.350	75	153477	24.74	ug/L		90
61) Tetrachloroethene	12.338	166	101794	24.89	ug/L		100
62) Ethyl methacrylate	12.454	69	145923	23.46	ug/L		83
63) 1,1,2-Trichloroethane	12.491	83	80958	25.23	ug/L		87
64) Dibromochloromethane	12.637	129	98620	23.85	ug/L		97
65) 1,3-Dichloropropane	12.710	76	174428	24.83	ug/L		88
66) 1,2-Dibromoethane	12.838	107	97523	25.55	ug/L		98
67) 2-hexanone	12.966	43	652739	141.18	ug/L		92
68) 1-Chlorohexane	13.180	91	134940	23.24	ug/L		83
69) Ethylbenzene	13.228	91	504526	25.00	ug/L		96
70) Chlorobenzene	13.228	112	277283	25.19	ug/L		84
71) 1,1,1,2-Tetrachloroethane	13.265	131	96241	26.04	ug/L		92
72) m,p-Xylene	13.326	91	797936	52.14	ug/L	#	68
73) o-Xylene	13.649	91	399567	25.55	ug/L		96
74) Styrene	13.686	104	305898	25.94	ug/L		96
75) Bromoform	13.734	173	61879	22.54	ug/L		96
76) Isopropylbenzene	13.862	105	486331	27.13	ug/L		97
79) cis-1,4-Dichloro-2-butene	14.112	53	14943	6.63	ug/L	#	71
80) n-Propylbenzene	14.149	91	588279	24.80	ug/L		85
81) Bromobenzene	14.173	156	114520	24.77	ug/L		99
82) 1,1,2,2-Tetrachloroethane	14.198	83	140075	26.82	ug/L		98
83) 1,3,5-Trimethylbenzene	14.265	105	398154	25.04	ug/L		83
84) 2-Chlorotoluene	14.399	91	367930	25.31	ug/L		91
85) trans-1,4-Dichloro-2-B...	14.320	53	13847	7.21	ug/L	#	1
86) 1,2,3-Trichloropropane	14.313	110	42902	25.42	ug/L		92
87) Cyclohexanone	14.368	55	40760	189.77	ug/L		89
88) 4-Chlorotoluene	14.399	91	367930	25.31	ug/L		92
89) tert-Butylbenzene	14.502	91	239953	25.30	ug/L		98
90) 1,2,4-Trimethylbenzene	14.539	105	402687	24.48	ug/L		89
91) Pentachloroethane	14.545	167	63460	23.60	ug/L	#	69
92) sec-Butylbenzene	14.618	105	506730	25.59	ug/L		99
93) 4-Isopropyltoluene	14.704	119	420236	25.71	ug/L		96
94) 1,3-Dichlorobenzene	14.807	146	220072	25.38	ug/L		94
95) 1,4-Dichlorobenzene	14.862	146	218840	24.52	ug/L		95
96) n-Butylbenzene	14.990	92	222390	22.14	ug/L		96
97) Benzyl Chloride	15.021	126	36631	15.09	ug/L	#	44
98) 1,2-Dichlorobenzene	15.155	146	211217	25.12	ug/L		95
99) 1,2-Dibromo-3-Chloropr...	15.691	75	26541	25.40	ug/L		84
100) Hexachlorobutadiene	16.106	225	52728	21.39	ug/L		87
101) 1,2,4-Trichlorobenzene	16.167	180	132035	23.69	ug/L		99
102) Naphthalene	16.423	128	408356	24.32	ug/L		56
103) 1,2,3-Trichlorobenzene	16.569	180	128013	23.86	ug/L		99
105) Ethanol	5.437	45	36569	514.41	ug/L		96
106) Acrolein	6.077	56	106156	120.62	ug/L		93
107) Tert butyl alcohol	7.181	59	177552	296.27	ug/L		69
108) Isobutyl alcohol	10.241	42	77629	547.26	ug/L	#	59
109) Tert Amyl Alcohol	10.351	59	106868	254.16	ug/L		76

Quantitation Report (QT Reviewed)

Data Path : C:\msdchem\1\data\2018-12-17\
Data File : 3C3209.D
Acq On : 18 Dec 2018 2:18 am
Operator : seanp
Sample : FA59920-1MSD
Misc : MS42152,V3C122,,,,,
ALS Vial : 74 Sample Multiplier: 1

Quant Time: Dec 18 13:17:20 2018
Quant Method : C:\msdchem\1\methods\2018-12-14APP9-3C_AQ.m
Quant Title : SW-846 Method 5035A/8260B
QLast Update : Mon Dec 17 15:54:58 2018
Response via : Initial Calibration

Compound	R.T.	QIon	Response	Conc	Units	Dev(Min)
110) 1,4-Dioxane	11.418	88	27102	473.01	ug/L	74
111) 3,3-dimethyl-1-butanol	12.936	57	691901	1167.50	ug/L	97

(#) = qualifier out of range (m) = manual integration (+) = signals summed

Quantitation Report (QT Reviewed)

Data Path : C:\msdchem\1\data\2018-12-17\
Data File : 3C3209.D
Acq On : 18 Dec 2018 2:18 am
Operator : seanp
Sample : FA59920-1MSD
Misc : MS42152,V3C122,,,,,
ALS Vial : 74 Sample Multiplier: 1

Quant Time: Dec 18 13:17:20 2018
Quant Method : C:\msdchem\1\methods\2018-12-14APP9-3C_AQ.m
Quant Title : SW-846 Method 5035A/8260B
QLast Update : Mon Dec 17 15:54:58 2018
Response via : Initial Calibration

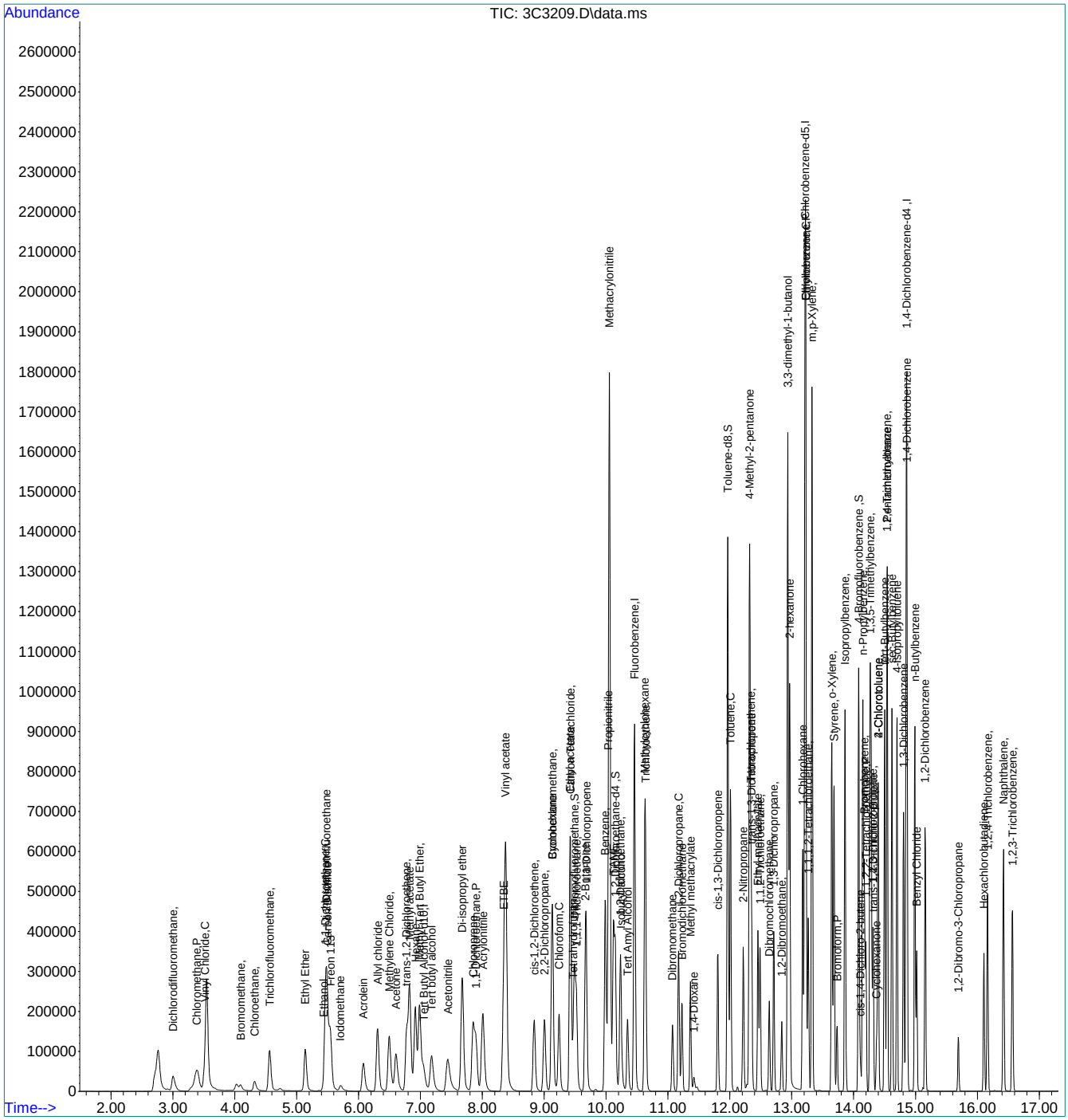

Manual Integrations APPROVED (compounds with "m" flag)
Melissa Mangual 12/20/18 12:12

Quantitation Report (QT Reviewed)

Data Path : C:\msdchem\1\data\JenniferF\12-20-2018\vc5132\
Data File : C0129315.D
Acq On : 18 Dec 2018 2:28 pm
Operator : SHANICAO
Sample : FA60017-2MS Inst : MSVOA5
Misc : MS42158,VC5132,,,,,
ALS Vial : 15 Sample Multiplier: 1

Quant Method : C:\msdchem\1\methods\RTXVMS121118.M
Quant Results File: RTXVMS121118.RES
Quant Time: Dec 20 01:19:41 2018
Quant Title : SW-846 Method 5035A/8260B
QLast Update : Wed Dec 12 08:14:44 2018
Response via : Initial Calibration

Compound	R.T.	QIon	Response	Conc	Units	Dev(Min)
Internal Standards						
1) Fluorobenzene	10.558	96	880328	50.00	ug/L	0.00
56) Chlorobenzene-d5	13.442	117	630345	50.00	ug/L	0.00
78) 1,4-Dichlorobenzene-d4	15.102	152	301517	50.00	ug/L	0.00
106) Tert Butyl Alcohol-d10	6.902	65	272525	250.00	ug/L	0.00
System Monitoring Compounds						
36) Dibromofluoromethane	9.499	113	214639	50.89	ug/L	0.00
Spiked Amount 50.000	Range 83 - 118		Recovery = 101.78%			
46) 1,2-Dichloroethane-d4	10.223	65	279062	50.24	ug/L	0.00
Spiked Amount 50.000	Range 79 - 125		Recovery = 100.48%			
57) Toluene-d8	12.158	98	875031	48.38	ug/L	0.00
Spiked Amount 50.000	Range 85 - 112		Recovery = 96.76%			
79) 4-Bromofluorobenzene	14.324	174	240915	51.33	ug/L	0.00
Spiked Amount 50.000	Range 83 - 118		Recovery = 102.66%			
Target Compounds						Qvalue
2) Dichlorodifluoromethane	2.874	85	96101	22.42	ug/L	96
3) Chloromethane	3.227	50	75597	18.46	ug/L	99
4) 1,3-butadiene	3.392	39	155313	34.82	ug/L	91
5) Vinyl Chloride	3.367	62	103054	21.04	ug/L	92
6) Bromomethane	3.927	94	19413	16.84	ug/L	96
7) Chloroethane	4.134	64	67711	26.80	ug/L	92
8) Trichlorofluoromethane	4.365	101	132407	21.76	ug/L	91
9) Ethyl Ether	4.967	59	101945	25.49	ug/L	93
10) 1,2-Dichlorotrifluoroe...	5.302	67	129861	30.45	ug/L	96
11) 1,1-Dichloroethene	5.265	61	166552	27.43	ug/L	97
12) Freon 113	5.338	101	90835	26.62	ug/L	90
13) Carbon Disulfide	5.302	76	303139	29.30	ug/L	100
14) Iodomethane	5.515	142	22393	11.49	ug/L	97
15) Allyl chloride	6.105	41	181138	25.19	ug/L	93
16) Methylene Chloride	6.306	49	161692	24.63	ug/L	99
17) Acetone	6.415	43	298300	140.39	ug/L	97
18) Methyl acetate	6.628	43	743383	140.73	ug/L	100
19) trans-1,2-Dichloroethene	6.579	61	158956	26.83	ug/L	95
20) Hexane	6.725	56	102906	23.76	ug/L #	87
21) Methyl Tert Butyl Ether	6.798	73	349952	25.92	ug/L	98
22) Acetonitrile	7.236	41	224427	233.00	ug/L	94
23) Di-isopropyl ether	7.486	45	445445	25.96	ug/L	98
24) Chloroprene	7.656	53	178241	25.66	ug/L	97
25) 1,1-Dichloroethane	7.699	63	197618	26.67	ug/L	87
26) Acrylonitrile	7.802	52	256092	126.87	ug/L	94
27) ETBE	8.161	59	392697	24.39	ug/L	98
28) Vinyl acetate	8.179	43	1496993	119.74	ug/L	99
29) cis-1,2-Dichloroethene	8.721	96	99880	25.79	ug/L	93
30) 2,2-Dichloropropane	8.897	77	171921	26.15	ug/L	94
31) Bromochloromethane	9.080	128	43277	24.12	ug/L	83
32) Cyclohexane	9.061	56	221557	27.23	ug/L	98
33) Chloroform	9.220	83	176961	25.23	ug/L	99
34) Ethyl acetate	9.414	43	901081	132.25	ug/L	99
35) Tetrahydrofuran	9.457	42	83491	28.68	ug/L	95
37) Carbon Tetrachloride	9.414	117	139746	26.04	ug/L	95
38) 1,1,1-Trichloroethane	9.512	97	164548	25.05	ug/L	97
39) 2-Butanone	9.682	43	504163	142.30	ug/L	98
40) 1,1-Dichloropropene	9.700	75	151865	26.88	ug/L	95
41) tert-Butyl formate	9.864	59	384571	144.20	ug/L	97
42) Propionitrile	10.083	54	261089	248.58	ug/L	92

Quantitation Report (QT Reviewed)

Data Path : C:\msdchem\1\data\JenniferF\12-20-2018\vc5132\
Data File : C0129315.D
Acq On : 18 Dec 2018 2:28 pm
Operator : SHANICAO
Sample : FA60017-2MS Inst : MSVOA5
Misc : MS42158,VC5132,,,,,
ALS Vial : 15 Sample Multiplier: 1

Quant Method : C:\msdchem\1\methods\RTXVMS121118.M
Quant Results File: RTXVMS121118.RES
Quant Time: Dec 20 01:19:41 2018
Quant Title : SW-846 Method 5035A/8260B
QLast Update : Wed Dec 12 08:14:44 2018
Response via : Initial Calibration

Compound	R.T.	QIon	Response	Conc	Units	Dev(Min)
43) Methacrylonitrile	10.108	41	991993	240.51	ug/L	99
44) Benzene	10.041	78	396299	24.98	ug/L	100
45) TAME	10.193	73	330091	23.50	ug/L	99
47) 1,2-Dichloroethane	10.309	62	154341	24.62	ug/L	99
48) Trichloroethene	10.759	95	102447	24.96	ug/L	95
49) Methylcyclohexane	10.740	83	174781	24.64	ug/L	97
50) Dibromomethane	11.221	93	65520	24.06	ug/L	94
51) 1,2-Dichloropropane	11.318	63	114704	23.71	ug/L	96
52) Bromodichloromethane	11.391	83	137233	23.64	ug/L	95
53) Methyl methacrylate	11.531	41	149031	24.40	ug/L	93
55) cis-1,3-Dichloropropene	11.994	75	171288	24.05	ug/L	99
58) Toluene	12.201	91	412243	24.50	ug/L	98
59) 2-Nitropropane	12.407	41	296311	138.58	ug/L	99
60) 4-Methyl-2-pentanone	12.517	43	982201	135.02	ug/L	99
61) trans-1,3-Dichloropropene	12.566	75	160167	24.04	ug/L	91
62) Tetrachloroethene	12.541	166	97237	24.13	ug/L	99
63) Ethyl methacrylate	12.669	69	157159	23.67	ug/L	98
64) 1,1,2-Trichloroethane	12.699	83	78548	24.39	ug/L	95
65) Dibromochloromethane	12.858	129	96212	23.65	ug/L	99
66) 1,3-Dichloropropane	12.924	76	163910	23.18	ug/L	99
67) 1,2-Dibromoethane	13.052	107	95987	24.34	ug/L	96
68) 2-hexanone	13.186	43	982461	134.56	ug/L	99
69) 1-Chlorohexane	13.405	91	143991	25.34	ug/L	97
70) Ethylbenzene	13.454	91	460689	23.63	ug/L	98
71) Chlorobenzene	13.454	112	242053	23.14	ug/L	94
72) 1,1,1,2-Tetrachloroethane	13.496	131	93313	24.43	ug/L	97
73) m,p-Xylene	13.557	91	712674	47.48	ug/L	98
74) o-Xylene	13.886	91	371557	24.03	ug/L	100
75) Styrene	13.922	104	283826	24.00	ug/L	99
76) Bromoform	13.971	173	69354	23.12	ug/L	98
77) Isopropylbenzene	14.099	105	421496	24.04	ug/L	99
80) cis-1,4-Dichloro-2-butene	14.354	53	28646	12.14	ug/L	92
81) n-Propylbenzene	14.391	91	500664	23.76	ug/L	97
82) Bromobenzene	14.415	156	99549	24.16	ug/L	99
83) 1,1,2,2-Tetrachloroethane	14.445	83	145454	26.73	ug/L	99
84) 1,3,5-Trimethylbenzene	14.512	105	333097	23.61	ug/L	99
85) 2-Chlorotoluene	14.524	91	337229	24.23	ug/L	99
86) trans-1,4-Dichloro-2-B...	14.354	53	28646	12.14	ug/L	87
87) 1,2,3-Trichloropropane	14.561	110	44135	25.98	ug/L	91
88) Cyclohexanone	14.610	55	40221	137.00	ug/L	97
89) 4-Chlorotoluene	14.640	91	315234	24.58	ug/L	97
90) tert-Butylbenzene	14.743	91	188314	22.00	ug/L	98
92) 1,2,4-Trimethylbenzene	14.786	105	325780	22.50	ug/L	98
93) Pentachloroethane	14.792	167	56819	24.01	ug/L	93
94) sec-Butylbenzene	14.865	105	385475	23.16	ug/L	99
95) 4-Isopropyltoluene	14.944	119	312180	22.28	ug/L	99
96) 1,3-Dichlorobenzene	15.054	146	181135	23.64	ug/L	99
97) 1,4-Dichlorobenzene	15.115	146	179565	22.43	ug/L	97
98) n-Butylbenzene	15.236	92	180565	23.47	ug/L	97
99) Benzyl Chloride	15.267	126	57811	25.36	ug/L	98
100) 1,2-Dichlorobenzene	15.407	146	169617	23.04	ug/L	98
101) 1,2-Dibromo-3-Chloropr...	15.936	75	38936	25.93	ug/L	97
102) Hexachlorobutadiene	16.337	225	33979	21.41	ug/L	96
103) 1,2,4-Trichlorobenzene	16.392	180	95748	20.29	ug/L	95
104) Naphthalene	16.635	128	366328	23.40	ug/L	98
105) 1,2,3-Trichlorobenzene	16.775	180	93313	20.80	ug/L	98
107) Ethanol	5.338	45	55152m	445.67	ug/L	

Quantitation Report (QT Reviewed)

Data Path : C:\msdchem\1\data\JenniferF\12-20-2018\vc5132\
Data File : C0129315.D
Acq On : 18 Dec 2018 2:28 pm
Operator : SHANICAO
Sample : FA60017-2MS Inst : MSVOA5
Misc : MS42158,VC5132,,,,,
ALS Vial : 15 Sample Multiplier: 1

Quant Method : C:\msdchem\1\methods\RTXVMS121118.M
Quant Results File: RTXVMS121118.RES
Quant Time: Dec 20 01:19:41 2018
Quant Title : SW-846 Method 5035A/8260B
QLast Update : Wed Dec 12 08:14:44 2018
Response via : Initial Calibration

Compound	R.T.	QIon	Response	Conc	Units	Dev(Min)
108) Acrolein	5.880	56	151970	116.53	ug/L	98
109) Tert Butyl Alcohol	7.029	59	359950	266.97	ug/L	99
110) Isobutyl alcohol	10.357	43	232914	436.53	ug/L	97
111) Tert Amyl Alcohol	10.461	59	265566	265.53	ug/L	96
112) 1,4-Dioxane	11.592	88	45837	463.19	ug/L	92
113) 3,3-dimethyl-1-butanol	13.168	57	1345990	1149.81	ug/L	100

(#) = qualifier out of range (m) = manual integration (+) = signals summed

Quantitation Report (QT Reviewed)

Data Path : C:\msdchem\1\data\JenniferF\12-20-2018\vc5132\
Data File : C0129315.D
Acq On : 18 Dec 2018 2:28 pm
Operator : SHANICAO
Sample : FA60017-2MS Inst : MSVOA5
Misc : MS42158,VC5132,,,,,
ALS Vial : 15 Sample Multiplier: 1

Quant Method : C:\msdchem\1\methods\RTXVMS121118.M
Quant Results File: RTXVMS121118.RES
Quant Time: Dec 20 01:19:41 2018
Quant Title : SW-846 Method 5035A/8260B
QLast Update : Wed Dec 12 08:14:44 2018
Response via : Initial Calibration

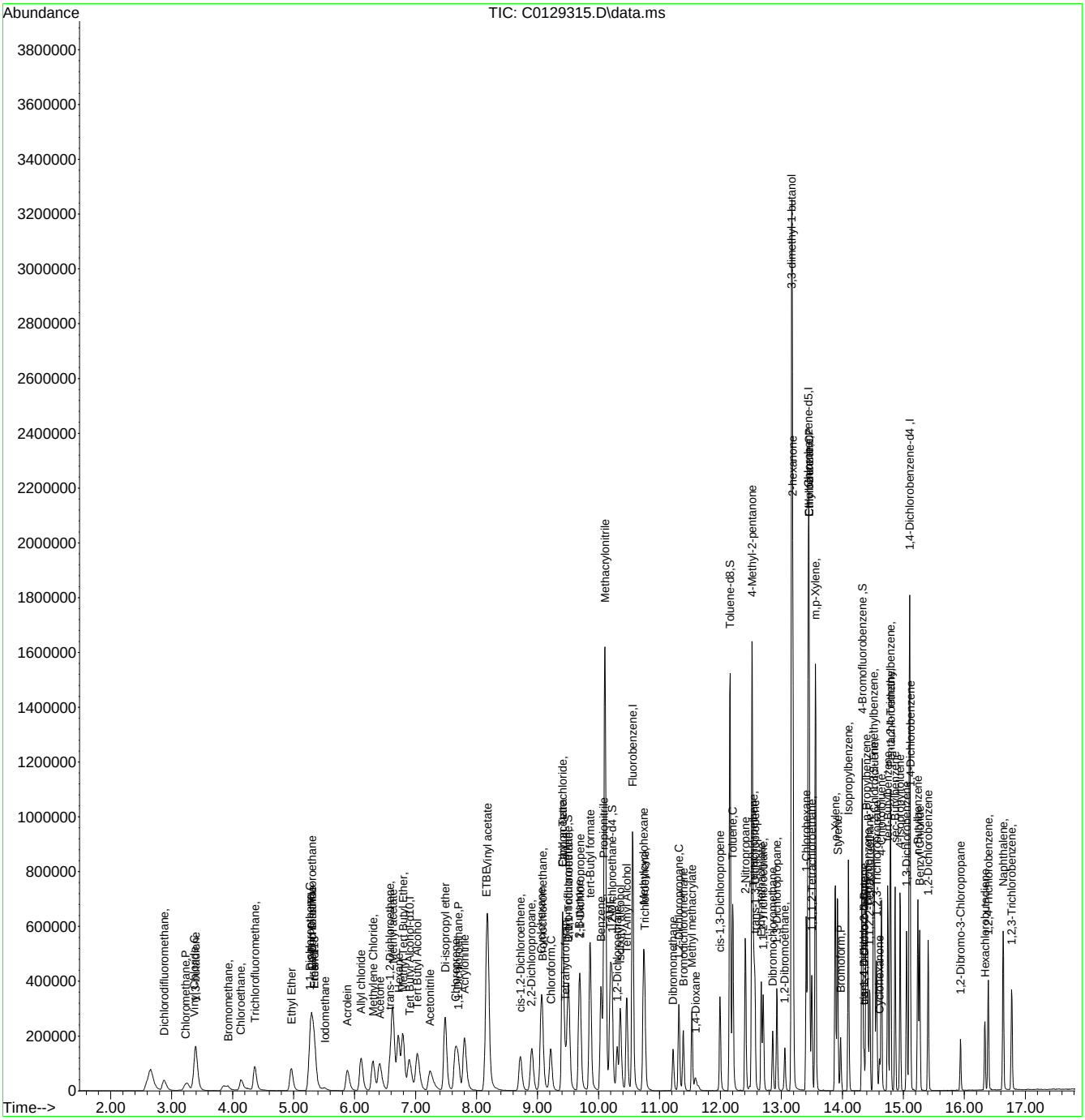

RTXVMS121118.M Thu Dec 20 01:23:27 2018 Page: 4

Manual Integration Approval Summary

Sample Number: FA60017-2MS
Lab FileID: C0129315.D
Injection Time: 12/18/18 14:28

Method: SW846 8260B
Analyst approved: 12/20/18 02:07 Jennifer Fereira
Supervisor approved: 12/20/18 12:12 Melissa Mangual

Parameter	CAS	Sig#	R.T. (min.)	Reason
Ethyl Alcohol	64-17-5		5.34	Poor instrument integration

Quantitation Report (Qedit)

Data Path : C:\msdchem\1\data\JenniferF\12-20-2018\vc5132\
Data File : C0129315.D
Acq On : 18 Dec 2018 2:28 pm
Operator : SHANICAO
Sample : FA60017-2MS Inst : MSVOA5
Misc : MS42158,VC5132,,,,,
ALS Vial : 15 Sample Multiplier: 1

Quant Method : C:\msdchem\1\methods\RTXVMS121118.M
Quant Results File: RTXVMS121118.RES
Quant Time: Dec 20 00:45:01 2018
Quant Title : SW-846 Method 5035A/8260B
QLast Update : Wed Dec 12 08:14:44 2018
Response via : Initial Calibration

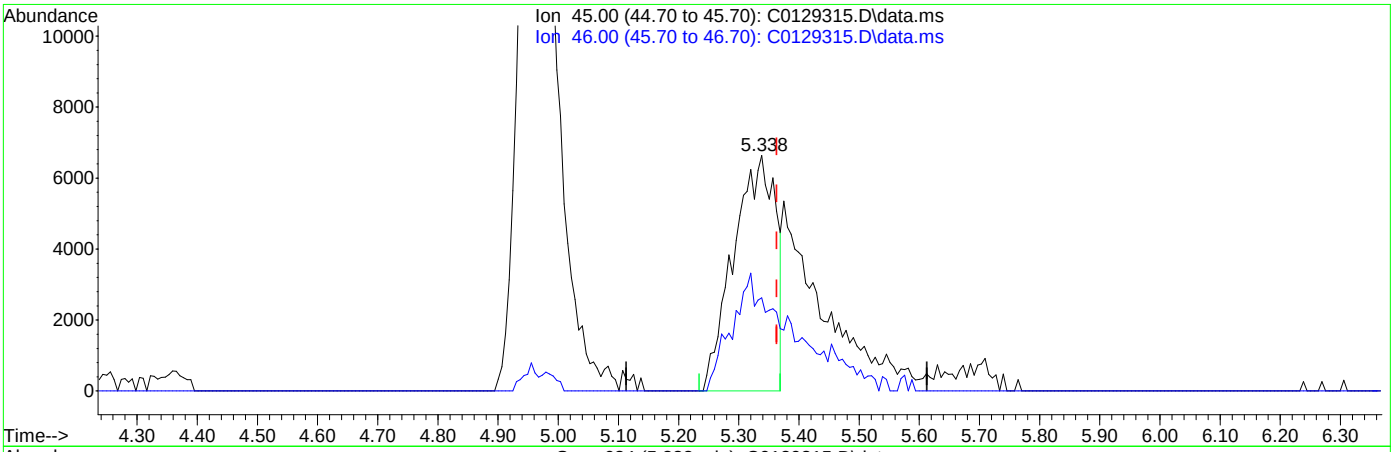

TIC: C0129315.D\data.ms

(107) Ethanol

5.338min (-0.025) 260.27ug/L

response 32208

Ion	Exp%	Act%
45.00	100	100
46.00	30.20	39.54
0.00	0.00	0.00
0.00	0.00	0.00

Quantitation Report (Qedit)

Data Path : C:\msdchem\1\data\JenniferF\12-20-2018\vc5132\
Data File : C0129315.D
Acq On : 18 Dec 2018 2:28 pm
Operator : SHANICAO
Sample : FA60017-2MS Inst : MSVOA5
Misc : MS42158,VC5132,,,,,
ALS Vial : 15 Sample Multiplier: 1

Quant Method : C:\msdchem\1\methods\RTXVMS121118.M
Quant Results File: RTXVMS121118.RES
Quant Time: Dec 20 00:45:01 2018
Quant Title : SW-846 Method 5035A/8260B
QLast Update : Wed Dec 12 08:14:44 2018
Response via : Initial Calibration

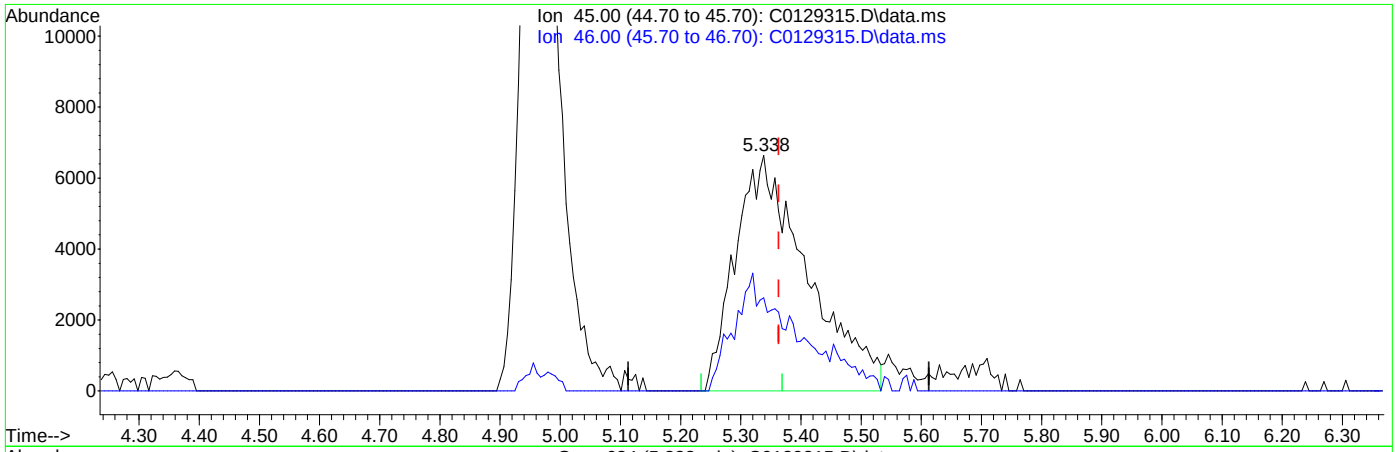

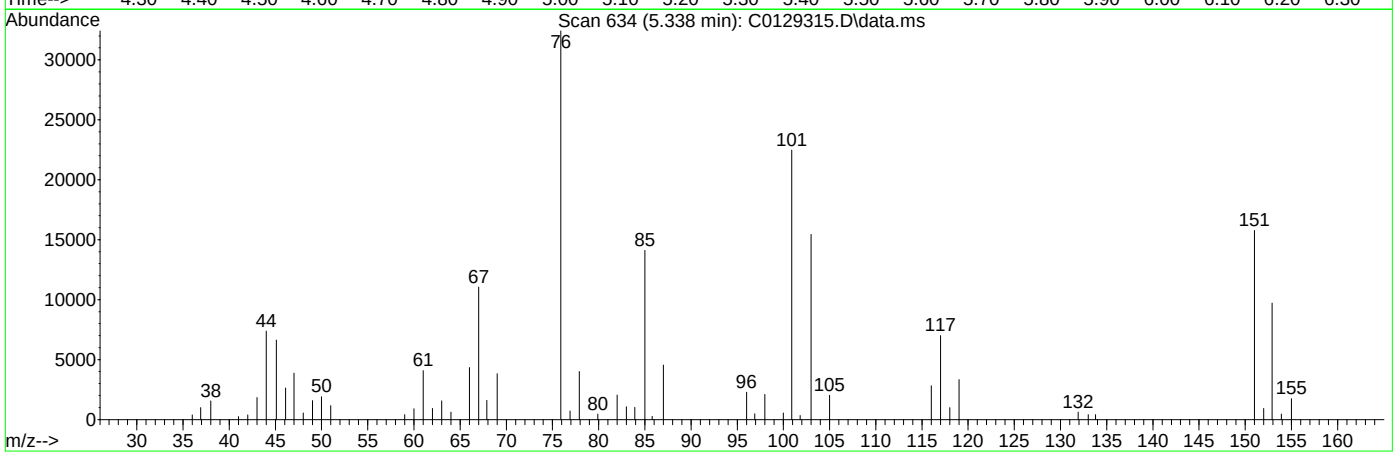

TIC: C0129315.D\data.ms

(107) Ethanol

5.338min (-0.025) 445.67ug/L m

response 55152

Ion	Exp%	Act%
45.00	100	100
46.00	30.20	39.54
0.00	0.00	0.00
0.00	0.00	0.00

Manual Integrations APPROVED (compounds with "m" flag)
Melissa Mangual 12/20/18 12:12

Quantitation Report (QT Reviewed)

Data Path : C:\msdchem\1\data\JenniferF\12-20-2018\vc5132\
Data File : C0129316.D
Acq On : 18 Dec 2018 2:54 pm
Operator : SHANICAO
Sample : FA60017-2MSD Inst : MSVOA5
Misc : MS42158,VC5132,,,,,
ALS Vial : 16 Sample Multiplier: 1

Quant Method : C:\msdchem\1\methods\RTXVMS121118.M
Quant Results File: RTXVMS121118.RES
Quant Time: Dec 20 01:20:29 2018
Quant Title : SW-846 Method 5035A/8260B
QLast Update : Wed Dec 12 08:14:44 2018
Response via : Initial Calibration

Compound	R.T.	QIon	Response	Conc	Units	Dev(Min)
Internal Standards						
1) Fluorobenzene	10.558	96	894630	50.00	ug/L	0.00
56) Chlorobenzene-d5	13.442	117	631550	50.00	ug/L	0.00
78) 1,4-Dichlorobenzene-d4	15.102	152	303327	50.00	ug/L	0.00
106) Tert Butyl Alcohol-d10	6.896	65	273496	250.00	ug/L	0.00
System Monitoring Compounds						
36) Dibromofluoromethane	9.499	113	213926	49.91	ug/L	0.00
Spiked Amount 50.000	Range 83 - 118		Recovery = 99.82%			
46) 1,2-Dichloroethane-d4	10.223	65	286405	50.73	ug/L	0.00
Spiked Amount 50.000	Range 79 - 125		Recovery = 101.46%			
57) Toluene-d8	12.158	98	887922	49.00	ug/L	0.00
Spiked Amount 50.000	Range 85 - 112		Recovery = 98.00%			
79) 4-Bromofluorobenzene	14.324	174	241621	51.17	ug/L	0.00
Spiked Amount 50.000	Range 83 - 118		Recovery = 102.34%			
Target Compounds						Qvalue
2) Dichlorodifluoromethane	2.880	85	100759	23.15	ug/L	99
3) Chloromethane	3.245	50	88030	21.16	ug/L	93
4) 1,3-butadiene	3.398	39	180820	39.95	ug/L	99
5) Vinyl Chloride	3.367	62	120999	24.31	ug/L	87
6) Bromomethane	3.933	94	20325	17.35	ug/L	92
7) Chloroethane	4.140	64	71901	28.03	ug/L	96
8) Trichlorofluoromethane	4.365	101	143382	23.23	ug/L	95
9) Ethyl Ether	4.961	59	95241	23.43	ug/L	98
10) 1,2-Dichlorotrifluoroe...	5.290	67	118827	27.42	ug/L	93
11) 1,1-Dichloroethene	5.265	61	160490	26.00	ug/L	96
12) Freon 113	5.338	101	88414	25.49	ug/L	89
13) Carbon Disulfide	5.302	76	282371	26.86	ug/L	99
14) Iodomethane	5.509	142	33707	17.04	ug/L	93
15) Allyl chloride	6.117	41	193470	26.54	ug/L	96
16) Methylene Chloride	6.306	49	161159	24.15	ug/L	97
17) Acetone	6.409	43	292382	135.40	ug/L	98
18) Methyl acetate	6.622	43	718724	134.22	ug/L	98
19) trans-1,2-Dichloroethene	6.585	61	156758	26.03	ug/L	94
20) Hexane	6.725	56	103533	23.48	ug/L	97
21) Methyl Tert Butyl Ether	6.792	73	353407	25.75	ug/L	95
22) Acetonitrile	7.248	41	230627	235.84	ug/L	99
23) Di-isopropyl ether	7.486	45	450722	25.84	ug/L	98
24) Chloroprene	7.656	53	197520	28.00	ug/L	98
25) 1,1-Dichloroethane	7.693	63	204410	27.14	ug/L	98
26) Acrylonitrile	7.802	52	269930	131.55	ug/L	96
27) ETBE	8.161	59	395203	24.16	ug/L	99
28) Vinyl acetate	8.179	43	1598287	125.79	ug/L	100
29) cis-1,2-Dichloroethene	8.727	96	101544	25.80	ug/L	97
30) 2,2-Dichloropropane	8.909	77	171018	25.60	ug/L	96
31) Bromochloromethane	9.080	128	44992	24.69	ug/L #	77
32) Cyclohexane	9.067	56	223118	26.98	ug/L	97
33) Chloroform	9.220	83	179857	25.23	ug/L	98
34) Ethyl acetate	9.414	43	952228	137.53	ug/L	100
35) Tetrahydrofuran	9.457	42	78140	26.29	ug/L	90
37) Carbon Tetrachloride	9.408	117	140949	25.84	ug/L	99
38) 1,1,1-Trichloroethane	9.518	97	166848	25.00	ug/L	97
39) 2-Butanone	9.682	43	490107	136.12	ug/L	99
40) 1,1-Dichloropropene	9.700	75	146596	25.53	ug/L	94
41) tert-Butyl formate	9.864	59	306022	112.99	ug/L	98
42) Propionitrile	10.083	54	272519	255.31	ug/L	94

Quantitation Report (QT Reviewed)

Data Path : C:\msdchem\1\data\JenniferF\12-20-2018\vc5132\
Data File : C0129316.D
Acq On : 18 Dec 2018 2:54 pm
Operator : SHANICAO
Sample : FA60017-2MSD Inst : MSVOA5
Misc : MS42158,VC5132,,,,,
ALS Vial : 16 Sample Multiplier: 1

Quant Method : C:\msdchem\1\methods\RTXVMS121118.M
Quant Results File: RTXVMS121118.RES
Quant Time: Dec 20 01:20:29 2018
Quant Title : SW-846 Method 5035A/8260B
QLast Update : Wed Dec 12 08:14:44 2018
Response via : Initial Calibration

Compound	R.T.	QIon	Response	Conc	Units	Dev(Min)
43) Methacrylonitrile	10.108	41	1050210	250.86	ug/L	98
44) Benzene	10.041	78	399322	24.77	ug/L	100
45) TAME	10.193	73	336853	23.60	ug/L	98
47) 1,2-Dichloroethane	10.309	62	155370	24.39	ug/L	99
48) Trichloroethene	10.759	95	104253	24.99	ug/L	97
49) Methylcyclohexane	10.740	83	174379	24.17	ug/L	97
50) Dibromomethane	11.221	93	64058	23.11	ug/L	96
51) 1,2-Dichloropropane	11.318	63	116743	23.75	ug/L	97
52) Bromodichloromethane	11.391	83	138738	23.51	ug/L	98
53) Methyl methacrylate	11.531	41	156458	25.23	ug/L	97
55) cis-1,3-Dichloropropene	11.994	75	174421	24.10	ug/L	98
58) Toluene	12.201	91	416657	24.71	ug/L	98
59) 2-Nitropropane	12.407	41	288158	134.56	ug/L	98
60) 4-Methyl-2-pentanone	12.517	43	975593	133.85	ug/L	100
61) trans-1,3-Dichloropropene	12.566	75	160180	23.99	ug/L	94
62) Tetrachloroethene	12.541	166	97048	24.04	ug/L	95
63) Ethyl methacrylate	12.669	69	166482	25.01	ug/L	97
64) 1,1,2-Trichloroethane	12.699	83	81060	25.12	ug/L	99
65) Dibromochloromethane	12.858	129	98379	24.14	ug/L	99
66) 1,3-Dichloropropane	12.924	76	167207	23.60	ug/L	98
67) 1,2-Dibromoethane	13.058	107	93251	23.60	ug/L	99
68) 2-hexanone	13.186	43	970622	132.64	ug/L	99
69) 1-Chlorohexane	13.405	91	141100	24.79	ug/L	93
70) Ethylbenzene	13.454	91	469801	24.05	ug/L	99
71) Chlorobenzene	13.454	112	244396	23.32	ug/L	94
72) 1,1,1,2-Tetrachloroethane	13.496	131	94135	24.59	ug/L	96
73) m,p-Xylene	13.557	91	716519	47.65	ug/L	98
74) o-Xylene	13.880	91	369144	23.83	ug/L	99
75) Styrene	13.922	104	285108	24.06	ug/L	98
76) Bromoform	13.971	173	68171	22.69	ug/L	95
77) Isopropylbenzene	14.099	105	420495	23.94	ug/L	98
80) cis-1,4-Dichloro-2-butene	14.354	53	31870	13.43	ug/L	95
81) n-Propylbenzene	14.391	91	497252	23.46	ug/L	98
82) Bromobenzene	14.415	156	99607	24.03	ug/L	98
83) 1,1,2,2-Tetrachloroethane	14.445	83	145523	26.58	ug/L	98
84) 1,3,5-Trimethylbenzene	14.512	105	326849	23.03	ug/L	99
85) 2-Chlorotoluene	14.524	91	332987	23.78	ug/L	99
86) trans-1,4-Dichloro-2-B...	14.354	53	31870	13.43	ug/L	94
87) 1,2,3-Trichloropropane	14.561	110	43612	25.52	ug/L	92
88) Cyclohexanone	14.610	55	42558	144.10	ug/L	94
89) 4-Chlorotoluene	14.640	91	311079	24.11	ug/L	97
90) tert-Butylbenzene	14.743	91	188096	21.84	ug/L	97
92) 1,2,4-Trimethylbenzene	14.786	105	323492	22.21	ug/L	97
93) Pentachloroethane	14.792	167	59603	25.04	ug/L	94
94) sec-Butylbenzene	14.865	105	380327	22.72	ug/L	99
95) 4-Isopropyltoluene	14.944	119	311999	22.13	ug/L	100
96) 1,3-Dichlorobenzene	15.054	146	183300	23.78	ug/L	99
97) 1,4-Dichlorobenzene	15.115	146	179322	22.26	ug/L	96
98) n-Butylbenzene	15.236	92	180994	23.38	ug/L	97
99) Benzyl Chloride	15.267	126	58671	25.59	ug/L	99
100) 1,2-Dichlorobenzene	15.407	146	168914	22.81	ug/L	97
101) 1,2-Dibromo-3-Chloropr...	15.936	75	35492	23.50	ug/L	97
102) Hexachlorobutadiene	16.337	225	33675	21.10	ug/L	95
103) 1,2,4-Trichlorobenzene	16.392	180	97834	20.61	ug/L	95
104) Naphthalene	16.635	128	364536	23.15	ug/L	99
105) 1,2,3-Trichlorobenzene	16.781	180	92130	20.41	ug/L	96
107) Ethanol	5.356	45	54581m	439.49	ug/L	

Quantitation Report (QT Reviewed)

Data Path : C:\msdchem\1\data\JenniferF\12-20-2018\vc5132\
Data File : C0129316.D
Acq On : 18 Dec 2018 2:54 pm
Operator : SHANICAO
Sample : FA60017-2MSD Inst : MSVOA5
Misc : MS42158,VC5132,,,,,
ALS Vial : 16 Sample Multiplier: 1

Quant Method : C:\msdchem\1\methods\RTXVMS121118.M
Quant Results File: RTXVMS121118.RES
Quant Time: Dec 20 01:20:29 2018
Quant Title : SW-846 Method 5035A/8260B
QLast Update : Wed Dec 12 08:14:44 2018
Response via : Initial Calibration

Compound	R.T.	QIon	Response	Conc	Units	Dev(Min)
108) Acrolein	5.880	56	150912	115.29	ug/L	99
109) Tert Butyl Alcohol	7.029	59	366295	270.68	ug/L	96
110) Isobutyl alcohol	10.357	43	238350	444.84	ug/L	98
111) Tert Amyl Alcohol	10.461	59	248934	248.99	ug/L	96
112) 1,4-Dioxane	11.586	88	43267	434.86	ug/L	93
113) 3,3-dimethyl-1-butanol	13.168	57	1329236	1131.46	ug/L	100

(#) = qualifier out of range (m) = manual integration (+) = signals summed

Quantitation Report (QT Reviewed)

Data Path : C:\msdchem\1\data\JenniferF\12-20-2018\vc5132\
Data File : C0129316.D
Acq On : 18 Dec 2018 2:54 pm
Operator : SHANICAO
Sample : FA60017-2MSD Inst : MSVOA5
Misc : MS42158,VC5132,,,,,
ALS Vial : 16 Sample Multiplier: 1

Quant Method : C:\msdchem\1\methods\RTXVMS121118.M
Quant Results File: RTXVMS121118.RES
Quant Time: Dec 20 01:20:29 2018
Quant Title : SW-846 Method 5035A/8260B
QLast Update : Wed Dec 12 08:14:44 2018
Response via : Initial Calibration

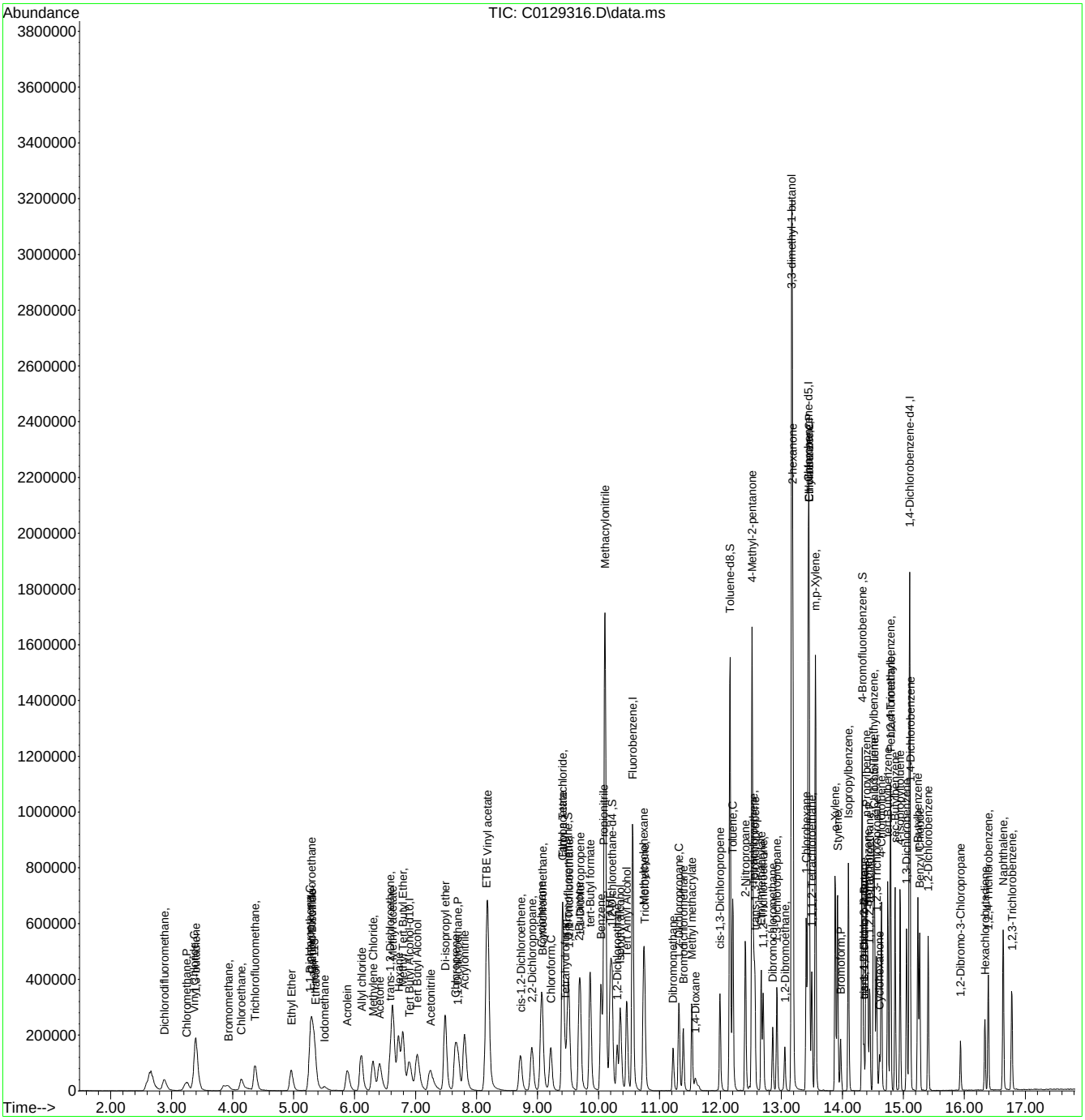

Manual Integration Approval Summary

Sample Number: FA60017-2MSD
Lab FileID: C0129316.D
Injection Time: 12/18/18 14:54
Method: SW846 8260B
Analyst approved: 12/20/18 02:07 Jennifer Fereira
Supervisor approved: 12/20/18 12:12 Melissa Mangual

Parameter	CAS	Sig#	R.T. (min.)	Reason
Ethyl Alcohol	64-17-5		5.36	Poor instrument integration

Quantitation Report (Qedit)

Data Path : C:\msdchem\1\data\JenniferF\12-20-2018\vc5132\
Data File : C0129316.D
Acq On : 18 Dec 2018 2:54 pm
Operator : SHANICAO
Sample : FA60017-2MSD Inst : MSVOA5
Misc : MS42158,VC5132,,,,,
ALS Vial : 16 Sample Multiplier: 1

Quant Method : C:\msdchem\1\methods\RTXVMS121118.M
Quant Results File: RTXVMS121118.RES
Quant Time: Dec 20 00:45:05 2018
Quant Title : SW-846 Method 5035A/8260B
QLast Update : Wed Dec 12 08:14:44 2018
Response via : Initial Calibration

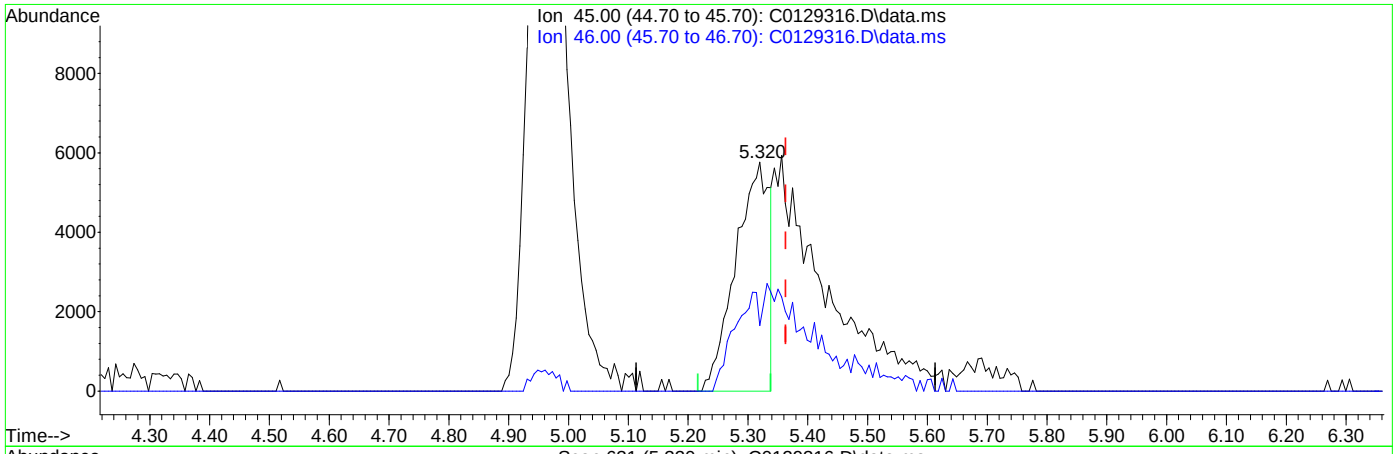

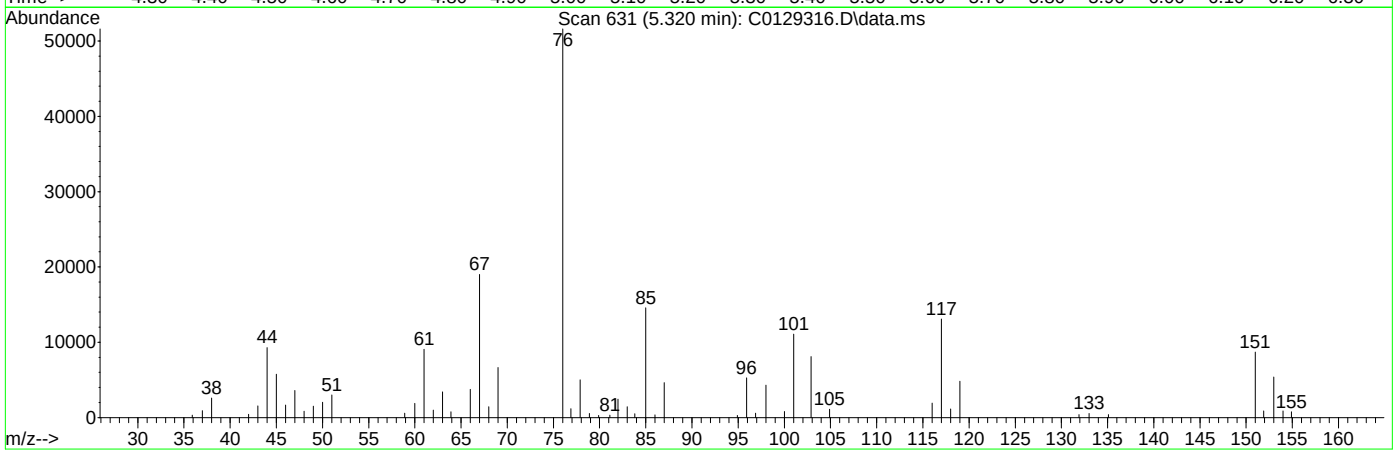

TIC: C0129316.D\data.ms

(107) Ethanol

5.320min (-0.043) 181.85ug/L

response 22584

Ion	Exp%	Act%
45.00	100	100
46.00	30.20	28.63
0.00	0.00	0.00
0.00	0.00	0.00

Quantitation Report (Qedit)

Data Path : C:\msdchem\1\data\JenniferF\12-20-2018\vc5132\
Data File : C0129316.D
Acq On : 18 Dec 2018 2:54 pm
Operator : SHANICAO
Sample : FA60017-2MSD Inst : MSVOA5
Misc : MS42158,VC5132,,,,,
ALS Vial : 16 Sample Multiplier: 1

Quant Method : C:\msdchem\1\methods\RTXVMS121118.M
Quant Results File: RTXVMS121118.RES
Quant Time: Dec 20 00:45:05 2018
Quant Title : SW-846 Method 5035A/8260B
QLast Update : Wed Dec 12 08:14:44 2018
Response via : Initial Calibration

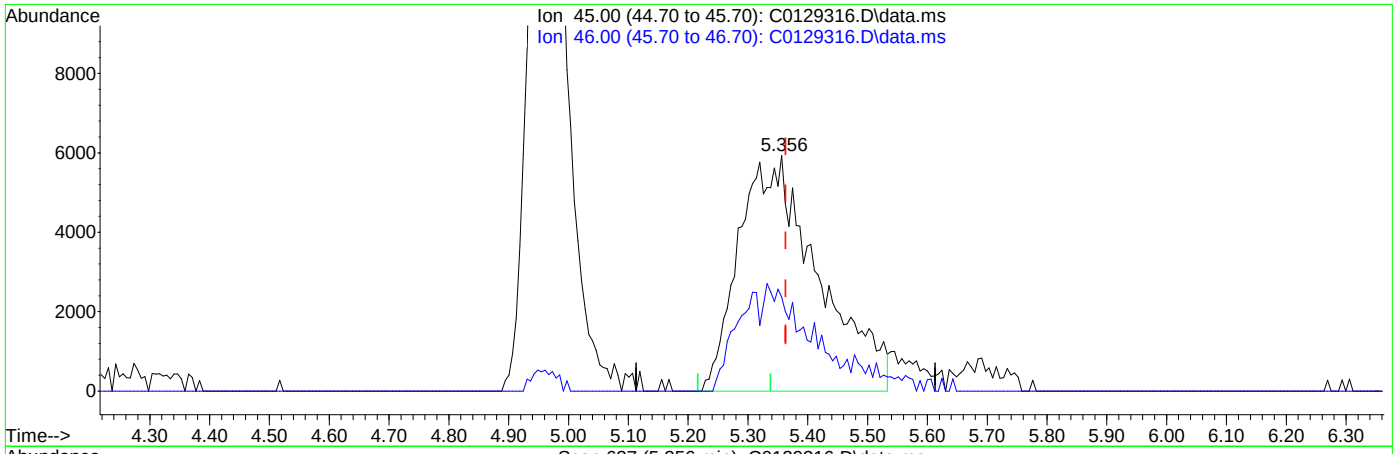

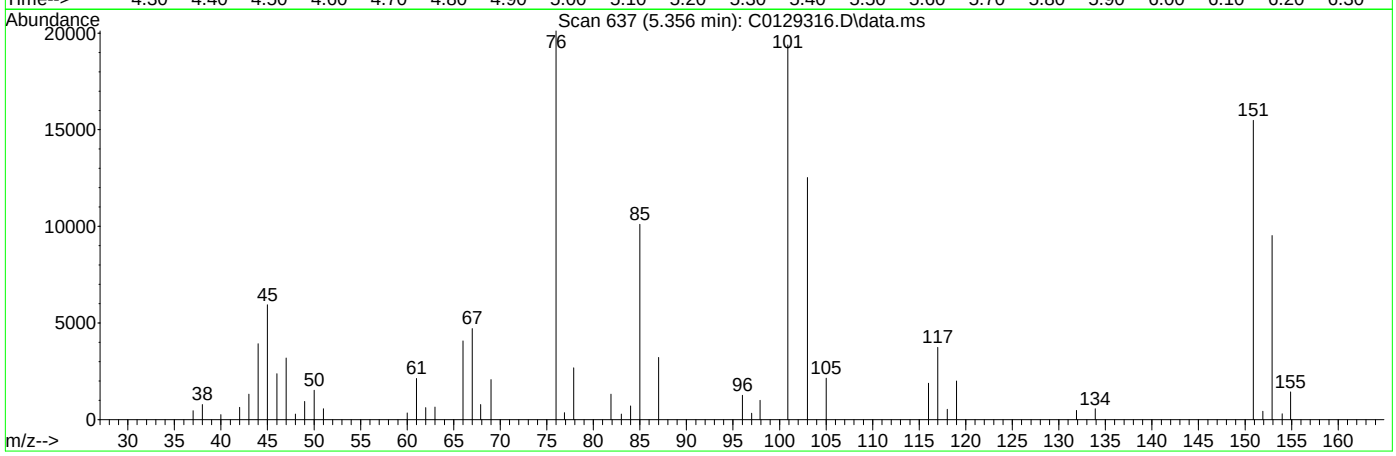

TIC: C0129316.D\data.ms

(107) Ethanol

5.356min (-0.007) 439.49ug/L m

response 54581

Ion	Exp%	Act%
45.00	100	100
46.00	30.20	39.96
0.00	0.00	0.00
0.00	0.00	0.00

Manual Integrations APPROVED (compounds with "m" flag)
Melissa Mangual 12/20/18 14:07

Quantitation Report (QT Reviewed)

Data Path : C:\msdchem\1\data\BON\DECEMBER2018\12-20-18\vc5135\
Data File : C0129332.D
Acq On : 18 Dec 2018 9:58 pm
Operator : SHANICAO
Sample : FA60135-15MS,100X
Misc : MS42131,VC5135,,,,,100
ALS Vial : 32 Sample Multiplier: 1

Quant Time: Dec 19 23:04:46 2018
Quant Method : C:\msdchem\1\methods\RTXVMS121118.M
Quant Title : SW-846 Method 5035A/8260B
QLast Update : Wed Dec 12 08:14:44 2018
Response via : Initial Calibration

Compound	R.T.	QIon	Response	Conc	Units	Dev(Min)
Internal Standards						
1) Fluorobenzene	10.558	96	895814	50.00	ug/L	0.00
56) Chlorobenzene-d5	13.441	117	641425	50.00	ug/L	0.00
78) 1,4-Dichlorobenzene-d4	15.102	152	319191	50.00	ug/L	0.00
106) Tert Butyl Alcohol-d10	6.896	65	263775	250.00	ug/L	0.00
System Monitoring Compounds						
36) Dibromofluoromethane	9.499	113	212791	49.58	ug/L	0.00
Spiked Amount 50.000	Range 83 - 118		Recovery = 99.16%			
46) 1,2-Dichloroethane-d4	10.217	65	281831	49.86	ug/L	0.00
Spiked Amount 50.000	Range 79 - 125		Recovery = 99.72%			
57) Toluene-d8	12.158	98	892581	48.50	ug/L	0.00
Spiked Amount 50.000	Range 85 - 112		Recovery = 97.00%			
79) 4-Bromofluorobenzene	14.324	174	245382	49.38	ug/L	0.00
Spiked Amount 50.000	Range 83 - 118		Recovery = 98.76%			
Target Compounds						Qvalue
2) Dichlorodifluoromethane	2.874	85	97221	22.29	ug/L	99
3) Chloromethane	3.239	50	102877	24.71	ug/L	93
4) 1,3-butadiene	3.391	39	146481	32.25	ug/L	93
5) Vinyl Chloride	3.355	62	114888	23.05	ug/L	86
6) Bromomethane	3.933	94	23016	19.62	ug/L	100
7) Chloroethane	4.140	64	74596	29.07	ug/L	98
8) Trichlorofluoromethane	4.365	101	142137	22.99	ug/L	90
9) Ethyl Ether	4.955	59	89465	21.98	ug/L	94
10) 1,2-Dichlorotrifluoroe...	5.302	67	128417	29.59	ug/L	93
11) 1,1-Dichloroethene	5.265	61	171696	27.78	ug/L	94
12) Freon 113	5.338	101	95349	27.46	ug/L	94
13) Carbon Disulfide	5.296	76	306793	29.14	ug/L	98
14) Iodomethane	5.515	142	28208	14.23	ug/L	91
15) Allyl chloride	6.105	41	192239	26.32	ug/L	97
16) Methylene Chloride	6.293	49	167473	25.08	ug/L	97
17) Acetone	6.409	43	295831	136.82	ug/L	97
18) Methyl acetate	6.628	43	714147	133.24	ug/L	99
19) trans-1,2-Dichloroethene	6.579	61	160088	26.55	ug/L	95
20) Hexane	6.719	56	79629	17.37	ug/L #	62
21) Methyl Tert Butyl Ether	6.792	73	1495727	108.85	ug/L	95
22) Acetonitrile	7.248	41	236557	242.10	ug/L	94
23) Di-isopropyl ether	7.486	45	467468	26.77	ug/L	99
24) Chloroprene	7.650	53	198568	28.11	ug/L	98
25) 1,1-Dichloroethane	7.699	63	202992	26.92	ug/L	92
26) Acrylonitrile	7.796	52	270554	131.68	ug/L	98
27) ETBE	8.155	59	396172	24.18	ug/L	97
28) Vinyl acetate	8.185	43	1598546	125.65	ug/L	99
29) cis-1,2-Dichloroethene	8.721	96	101940	25.87	ug/L	96
30) 2,2-Dichloropropane	8.909	77	158437	23.68	ug/L	97
31) Bromochloromethane	9.086	128	43910	24.05	ug/L	95
32) Cyclohexane	9.061	56	238147	28.76	ug/L	98
33) Chloroform	9.213	83	180283	25.26	ug/L	97
34) Ethyl acetate	9.414	43	970420	139.97	ug/L	98
35) Tetrahydrofuran	9.457	42	79272	26.65	ug/L	97
37) Carbon Tetrachloride	9.414	117	143462	26.27	ug/L	98
38) 1,1,1-Trichloroethane	9.524	97	167500	25.06	ug/L	99
39) 2-Butanone	9.682	43	490111	135.95	ug/L	97
40) 1,1-Dichloropropene	9.700	75	147659	25.68	ug/L	98
41) tert-Butyl formate	9.864	59	662484	243.58	ug/L	95
42) Propionitrile	10.083	54	276993	259.16	ug/L	97
43) Methacrylonitrile	10.108	41	1043082	248.77	ug/L	99
44) Benzene	10.041	78	1211256	75.04	ug/L	99
45) TAME	10.193	73	345926	24.23	ug/L	99
47) 1,2-Dichloroethane	10.308	62	156310	24.51	ug/L	98
48) Trichloroethene	10.759	95	101837	24.38	ug/L	99
49) Methylcyclohexane	10.740	83	176457	24.44	ug/L	96

Quantitation Report (QT Reviewed)

Data Path : C:\msdchem\1\data\BON\DECEMBER2018\12-20-18\vc5135\
Data File : C0129332.D
Acq On : 18 Dec 2018 9:58 pm
Operator : SHANICAO
Sample : FA60135-15MS,100X
Misc : MS42131,VC5135,,,,,100
ALS Vial : 32 Sample Multiplier: 1

Quant Time: Dec 19 23:04:46 2018
Quant Method : C:\msdchem\1\methods\RTXVMS121118.M
Quant Title : SW-846 Method 5035A/8260B
QLast Update : Wed Dec 12 08:14:44 2018
Response via : Initial Calibration

	Compound	R.T.	QIon	Response	Conc	Units		Dev(Min)
50)	Dibromomethane	11.221	93	64306	23.17	ug/L		90
51)	1,2-Dichloropropane	11.318	63	116937	23.76	ug/L		99
52)	Bromodichloromethane	11.391	83	135639	22.93	ug/L		96
53)	Methyl methacrylate	11.531	41	153851	24.76	ug/L		97
54)	2-Chloroethyl vinyl ether	11.927	63	365118	100.18	ug/L		99
55)	cis-1,3-Dichloropropene	11.994	75	174350	24.06	ug/L		98
58)	Toluene	12.200	91	429394	25.08	ug/L		98
59)	2-Nitropropane	12.407	41	296248	136.19	ug/L		99
60)	4-Methyl-2-pentanone	12.517	43	963200	130.12	ug/L		98
61)	trans-1,3-Dichloropropene	12.565	75	164064	24.20	ug/L		92
62)	Tetrachloroethene	12.541	166	99527	24.28	ug/L		98
63)	Ethyl methacrylate	12.669	69	167605	24.80	ug/L		96
64)	1,1,2-Trichloroethane	12.699	83	79651	24.30	ug/L		94
65)	Dibromochloromethane	12.857	129	100921	24.38	ug/L		97
66)	1,3-Dichloropropane	12.924	76	170098	23.64	ug/L		97
67)	1,2-Dibromoethane	13.058	107	96544	24.05	ug/L		98
68)	2-hexanone	13.186	43	947060	127.32	ug/L		99
69)	1-Chlorohexane	13.411	91	146360	25.31	ug/L		95
70)	Ethylbenzene	13.454	91	495137	24.96	ug/L		99
71)	Chlorobenzene	13.454	112	246627	23.17	ug/L		96
72)	1,1,1,2-Tetrachloroethane	13.496	131	95884	24.66	ug/L		95
73)	m,p-Xylene	13.557	91	747771	48.96	ug/L		97
74)	o-Xylene	13.880	91	381577	24.25	ug/L		98
75)	Styrene	13.922	104	294192	24.44	ug/L		99
76)	Bromoform	13.971	173	72540	23.77	ug/L		99
77)	Isopropylbenzene	14.099	105	446252	25.01	ug/L		96
80)	cis-1,4-Dichloro-2-butene	14.354	53	40440	16.18	ug/L		93
81)	n-Propylbenzene	14.391	91	523202	23.46	ug/L		97
82)	Bromobenzene	14.415	156	102208	23.43	ug/L		92
83)	1,1,2,2-Tetrachloroethane	14.445	83	146669	25.46	ug/L		99
84)	1,3,5-Trimethylbenzene	14.512	105	346676	23.21	ug/L		99
85)	2-Chlorotoluene	14.524	91	348410	23.65	ug/L		98
86)	trans-1,4-Dichloro-2-B...	14.354	53	40440	16.18	ug/L		91
87)	1,2,3-Trichloropropane	14.561	110	43242	24.05	ug/L		92
88)	Cyclohexanone	14.610	55	42297	136.10	ug/L		98
89)	4-Chlorotoluene	14.640	91	323395	23.82	ug/L		97
90)	tert-Butylbenzene	14.743	91	203705	22.48	ug/L		97
92)	1,2,4-Trimethylbenzene	14.786	105	338380	22.07	ug/L		98
93)	Pentachloroethane	14.792	167	60052	23.97	ug/L		96
94)	sec-Butylbenzene	14.865	105	399724	22.69	ug/L		98
95)	4-Isopropyltoluene	14.950	119	330150	22.26	ug/L		100
96)	1,3-Dichlorobenzene	15.054	146	187712	23.14	ug/L		99
97)	1,4-Dichlorobenzene	15.114	146	185933	21.93	ug/L		97
98)	n-Butylbenzene	15.236	92	183222	22.49	ug/L		96
99)	Benzyl Chloride	15.267	126	50129	20.78	ug/L	#	92
100)	1,2-Dichlorobenzene	15.406	146	173530	22.27	ug/L		99
101)	1,2-Dibromo-3-Chloropr...	15.936	75	37402	23.54	ug/L		96
102)	Hexachlorobutadiene	16.337	225	35415	21.08	ug/L		98
103)	1,2,4-Trichlorobenzene	16.392	180	101946	20.41	ug/L		95
104)	Naphthalene	16.635	128	417031	25.17	ug/L		99
105)	1,2,3-Trichlorobenzene	16.775	180	97894	20.61	ug/L		99
107)	Ethanol	5.362	45	59283m	494.94	ug/L		
108)	Acrolein	5.880	56	150630	119.37	ug/L		96
109)	Tert Butyl Alcohol	7.029	59	357476	273.88	ug/L		98
110)	Isobutyl alcohol	10.357	43	239842	463.45	ug/L		99
111)	Tert Amyl Alcohol	10.461	59	399775	400.29	ug/L		99
112)	1,4-Dioxane	11.592	88	42594	444.14	ug/L		93
113)	3,3-dimethyl-1-butanol	13.168	57	1296467	1144.24	ug/L		99

(#) = qualifier out of range (m) = manual integration (+) = signals summed

Quantitation Report (QT Reviewed)

Data Path : C:\msdchem\1\data\BON\DECEMBER2018\12-20-18\vc5135\
Data File : C0129332.D
Acq On : 18 Dec 2018 9:58 pm
Operator : SHANICAO
Sample : FA60135-15MS,100X
Misc : MS42131,VC5135,,,,,100
ALS Vial : 32 Sample Multiplier: 1

Quant Time: Dec 19 23:04:46 2018
Quant Method : C:\msdchem\1\methods\RTXVMS121118.M
Quant Title : SW-846 Method 5035A/8260B
QLast Update : Wed Dec 12 08:14:44 2018
Response via : Initial Calibration

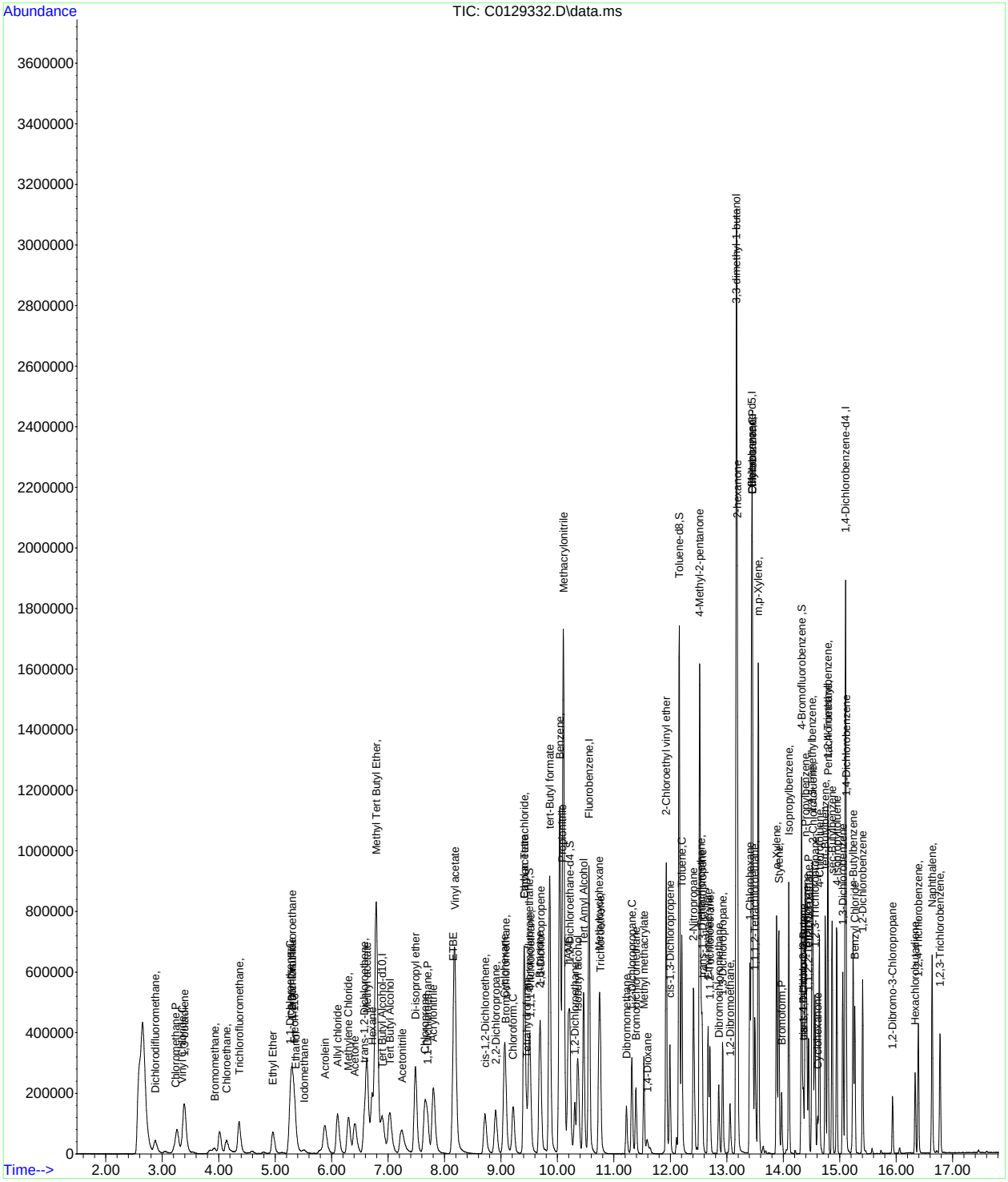

Manual Integration Approval Summary

Sample Number: FA60135-15MS
Lab FileID: C0129332.D
Injection Time: 12/18/18 21:58
Method: SW846 8260B
Analyst approved: 12/20/18 00:03 Bon Umali
Supervisor approved: 12/20/18 14:07 Melissa Mangual

Parameter	CAS	Sig#	R.T. (min.)	Reason
Ethyl Alcohol	64-17-5		5.36	Split peak

Quantitation Report (Qedit)

Data Path : C:\msdchem\1\data\BON\DECEMBER2018\12-20-18\vc5135\
Data File : C0129332.D
Acq On : 18 Dec 2018 9:58 pm
Operator : SHANICAO
Sample : FA60135-15MS,100X
Misc : MS42131,VC5135,,,,,100
ALS Vial : 32 Sample Multiplier: 1

Quant Time: Dec 19 21:57:25 2018
Quant Method : C:\msdchem\1\methods\RTXVMS121118.M
Quant Title : SW-846 Method 5035A/8260B
QLast Update : Wed Dec 12 08:14:44 2018
Response via : Initial Calibration

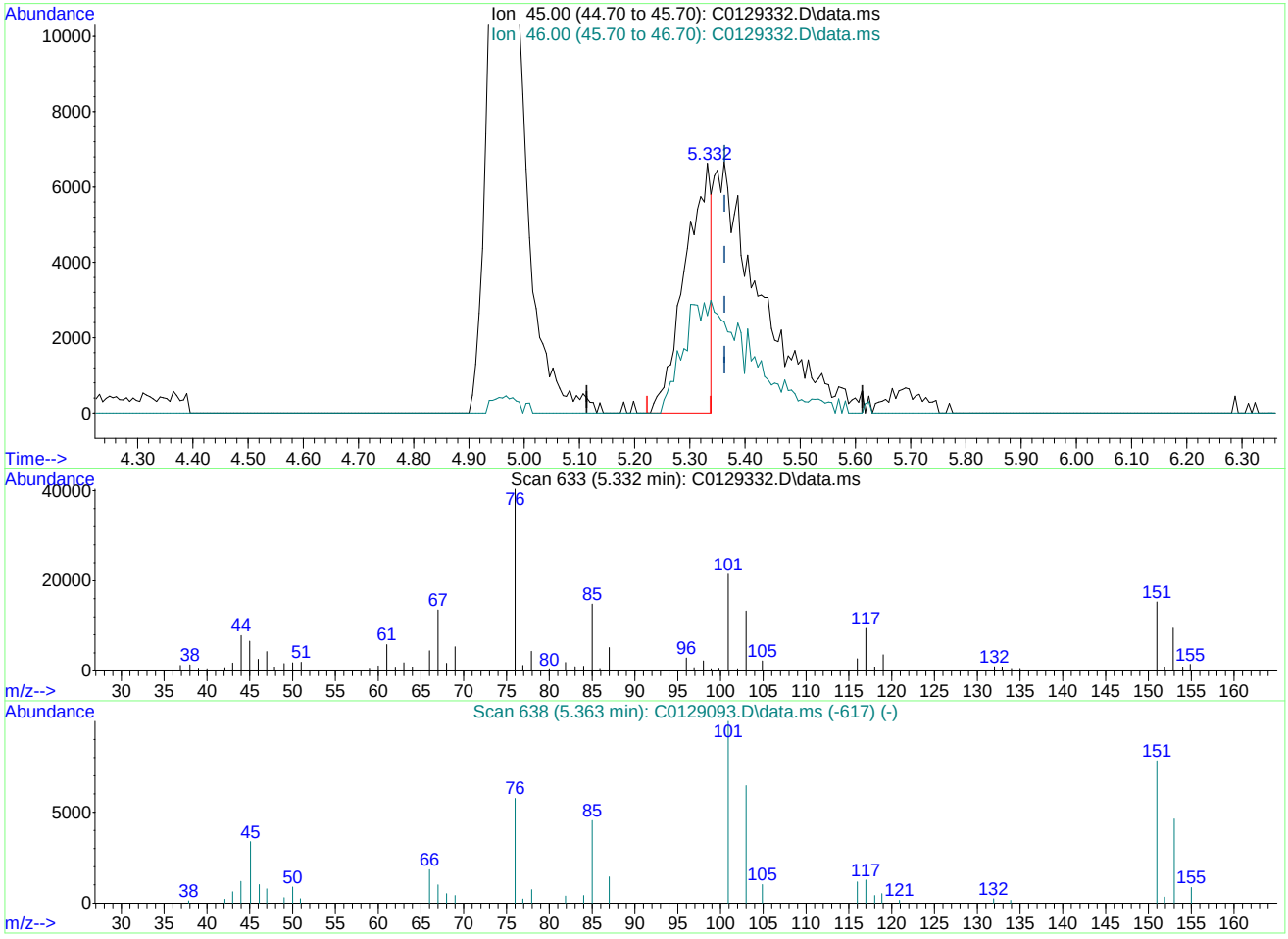

TIC: C0129332.D\data.ms

(107) Ethanol

5.332min (-0.031) 180.72ug/L

response 21646

Ion	Exp%	Act%
45.00	100	100
46.00	30.20	39.02
0.00	0.00	0.00
0.00	0.00	0.00

Quantitation Report (Qedit)

Data Path : C:\msdchem\1\data\BON\DECEMBER2018\12-20-18\vc5135\
Data File : C0129332.D
Acq On : 18 Dec 2018 9:58 pm
Operator : SHANICAO
Sample : FA60135-15MS,100X
Misc : MS42131,VC5135,,,,,100
ALS Vial : 32 Sample Multiplier: 1

Quant Time: Dec 19 21:57:25 2018
Quant Method : C:\msdchem\1\methods\RTXVMS121118.M
Quant Title : SW-846 Method 5035A/8260B
QLast Update : Wed Dec 12 08:14:44 2018
Response via : Initial Calibration

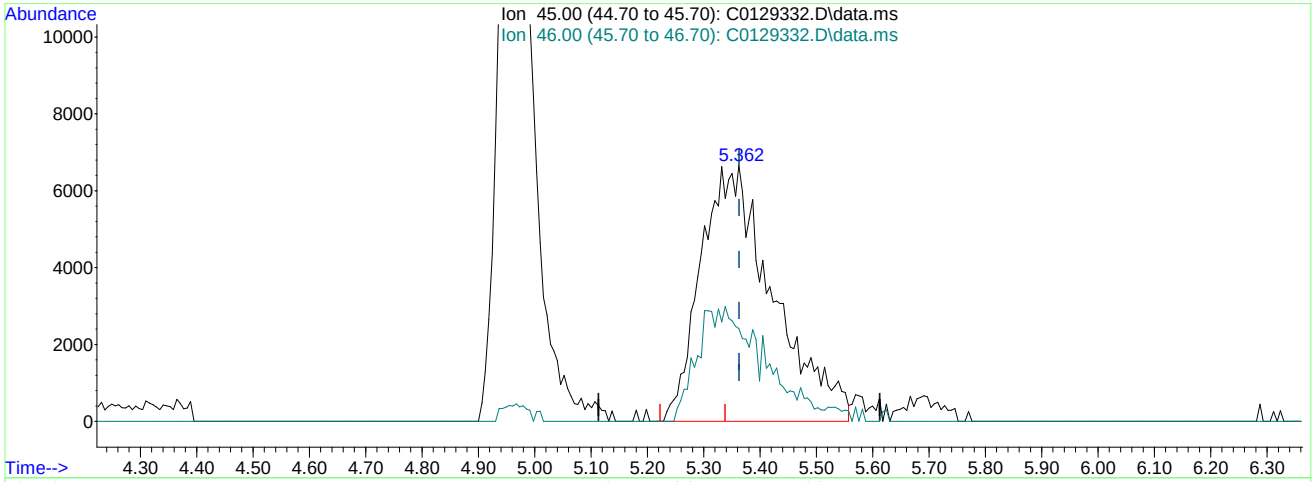

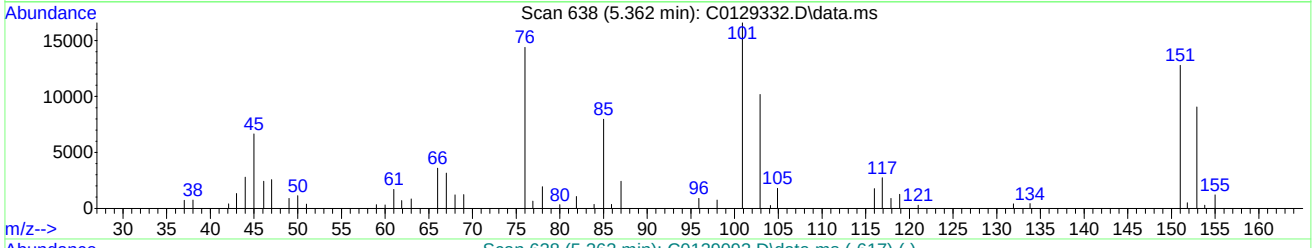

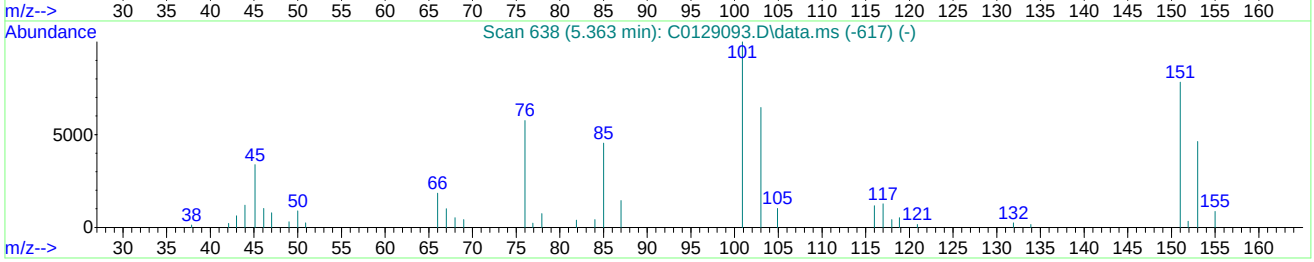

TIC: C0129332.D\data.ms

(107) Ethanol

5.362min (-0.001) 494.94ug/L m

response 59283

Ion	Exp%	Act%
45.00	100	100
46.00	30.20	36.30
0.00	0.00	0.00
0.00	0.00	0.00

Manual Integrations APPROVED (compounds with "m" flag)
Melissa Mangual 12/20/18 14:07

Quantitation Report (QT Reviewed)

Data Path : C:\msdchem\1\data\BON\DECEMBER2018\12-20-18\vc5135\
Data File : C0129333.D
Acq On : 18 Dec 2018 10:24 pm
Operator : SHANICAO
Sample : FA60135-15MSD,100X
Misc : MS42131,VC5135,,,,,100
ALS Vial : 33 Sample Multiplier: 1

Quant Time: Dec 19 23:05:56 2018
Quant Method : C:\msdchem\1\methods\RTXVMS121118.M
Quant Title : SW-846 Method 5035A/8260B
QLast Update : Wed Dec 12 08:14:44 2018
Response via : Initial Calibration

Compound	R.T.	QIon	Response	Conc	Units	Dev(Min)
Internal Standards						
1) Fluorobenzene	10.558	96	887428	50.00	ug/L	0.00
56) Chlorobenzene-d5	13.442	117	633455	50.00	ug/L	0.00
78) 1,4-Dichlorobenzene-d4	15.103	152	309838	50.00	ug/L	0.00
106) Tert Butyl Alcohol-d10	6.896	65	248996	250.00	ug/L	0.00
System Monitoring Compounds						
36) Dibromofluoromethane	9.500	113	214333	50.41	ug/L	0.00
Spiked Amount 50.000	Range 83 - 118		Recovery = 100.82%			
46) 1,2-Dichloroethane-d4	10.217	65	279456	49.90	ug/L	0.00
Spiked Amount 50.000	Range 79 - 125		Recovery = 99.80%			
57) Toluene-d8	12.158	98	889267	48.93	ug/L	0.00
Spiked Amount 50.000	Range 85 - 112		Recovery = 97.86%			
79) 4-Bromofluorobenzene	14.324	174	244534	50.70	ug/L	0.00
Spiked Amount 50.000	Range 83 - 118		Recovery = 101.40%			
Target Compounds						Qvalue
2) Dichlorodifluoromethane	2.881	85	99500	23.04	ug/L	97
3) Chloromethane	3.240	50	103674	25.14	ug/L	94
4) 1,3-butadiene	3.392	39	142374	31.64	ug/L	99
5) Vinyl Chloride	3.367	62	113653	23.02	ug/L	89
6) Bromomethane	3.921	94	29795	25.64	ug/L	98
7) Chloroethane	4.146	64	72189	28.38	ug/L	95
8) Trichlorofluoromethane	4.365	101	148342	24.27	ug/L	89
9) Ethyl Ether	4.961	59	92029	22.82	ug/L	94
10) 1,2-Dichlorotrifluoroe...	5.296	67	133439	31.04	ug/L	96
11) 1,1-Dichloroethene	5.271	61	175293	28.63	ug/L	98
12) Freon 113	5.344	101	99267	28.86	ug/L	93
13) Carbon Disulfide	5.308	76	313580	30.07	ug/L	95
14) Iodomethane	5.509	142	35362	18.03	ug/L	94
15) Allyl chloride	6.105	41	200048	27.72	ug/L	96
16) Methylene Chloride	6.300	49	170726	25.82	ug/L	99
17) Acetone	6.409	43	283845	132.51	ug/L	96
18) Methyl acetate	6.628	43	710432	133.77	ug/L	99
19) trans-1,2-Dichloroethene	6.579	61	158627	26.56	ug/L	92
20) Hexane	6.725	56	81475	18.01	ug/L #	60
21) Methyl Tert Butyl Ether	6.786	73	1530907	112.47	ug/L	98
22) Acetonitrile	7.249	41	234073	241.80	ug/L	99
23) Di-isopropyl ether	7.480	45	481959	27.86	ug/L	98
24) Chloroprene	7.650	53	204921	29.29	ug/L	97
25) 1,1-Dichloroethane	7.699	63	209450	28.04	ug/L	96
26) Acrylonitrile	7.796	52	272177	133.70	ug/L	97
27) ETBE	8.155	59	409473	25.23	ug/L	99
28) Vinyl acetate	8.179	43	1654318	131.26	ug/L	100
29) cis-1,2-Dichloroethene	8.715	96	105284	26.97	ug/L	95
30) 2,2-Dichloropropane	8.909	77	159874	24.12	ug/L	99
31) Bromochloromethane	9.086	128	46018	25.49	ug/L	92
32) Cyclohexane	9.068	56	241686	29.46	ug/L	97
33) Chloroform	9.214	83	182172	25.77	ug/L	96
34) Ethyl acetate	9.408	43	980941	142.82	ug/L	100
35) Tetrahydrofuran	9.457	42	79401	26.97	ug/L	97
37) Carbon Tetrachloride	9.408	117	145490	26.89	ug/L	91
38) 1,1,1-Trichloroethane	9.518	97	169993	25.68	ug/L	97
39) 2-Butanone	9.676	43	480263	134.47	ug/L	100
40) 1,1-Dichloropropene	9.700	75	154025	27.04	ug/L	96
41) tert-Butyl formate	9.858	59	659866	244.90	ug/L	96
42) Propionitrile	10.084	54	265545	250.80	ug/L	99
43) Methacrylonitrile	10.102	41	1037779	249.87	ug/L	99
44) Benzene	10.041	78	1223827	76.54	ug/L	99
45) TAME	10.193	73	354249	25.09	ug/L	98
47) 1,2-Dichloroethane	10.309	62	159976	25.32	ug/L	96
48) Trichloroethene	10.759	95	109843	26.54	ug/L	92
49) Methylcyclohexane	10.741	83	179427	25.10	ug/L	95

Quantitation Report (QT Reviewed)

Data Path : C:\msdchem\1\data\BON\DECEMBER2018\12-20-18\vc5135\
Data File : C0129333.D
Acq On : 18 Dec 2018 10:24 pm
Operator : SHANICAO
Sample : FA60135-15MSD,100X
Misc : MS42131,VC5135,,,,,100
ALS Vial : 33 Sample Multiplier: 1

Quant Time: Dec 19 23:05:56 2018
Quant Method : C:\msdchem\1\methods\RTXVMS121118.M
Quant Title : SW-846 Method 5035A/8260B
QLast Update : Wed Dec 12 08:14:44 2018
Response via : Initial Calibration

Compound	R.T.	QIon	Response	Conc	Units	Dev(Min)
50) Dibromomethane	11.221	93	66633	24.28	ug/L	91
51) 1,2-Dichloropropane	11.319	63	123209	25.34	ug/L	96
52) Bromodichloromethane	11.392	83	143610	24.57	ug/L	95
53) Methyl methacrylate	11.531	41	159208	25.90	ug/L	99
54) 2-Chloroethyl vinyl ether	11.927	63	367041	101.70	ug/L	99
55) cis-1,3-Dichloropropene	11.994	75	175131	24.39	ug/L	99
58) Toluene	12.201	91	431559	25.52	ug/L	96
59) 2-Nitropropane	12.408	41	293965	136.83	ug/L	98
60) 4-Methyl-2-pentanone	12.517	43	961870	131.57	ug/L	99
61) trans-1,3-Dichloropropene	12.566	75	165187	24.67	ug/L	91
62) Tetrachloroethene	12.541	166	103090	25.46	ug/L	97
63) Ethyl methacrylate	12.669	69	169385	25.37	ug/L	95
64) 1,1,2-Trichloroethane	12.700	83	81536	25.19	ug/L	91
65) Dibromochloromethane	12.858	129	103546	25.33	ug/L	96
66) 1,3-Dichloropropane	12.925	76	170404	23.98	ug/L	98
67) 1,2-Dibromoethane	13.052	107	99217	25.03	ug/L	99
68) 2-hexanone	13.186	43	930536	126.65	ug/L	96
69) 1-Chlorohexane	13.405	91	145625	25.50	ug/L	96
70) Ethylbenzene	13.454	91	497117	25.37	ug/L	99
71) Chlorobenzene	13.454	112	254112	24.17	ug/L	95
72) 1,1,1,2-Tetrachloroethane	13.496	131	96789	25.21	ug/L	96
73) m,p-Xylene	13.557	91	749737	49.71	ug/L	98
74) o-Xylene	13.880	91	381059	24.52	ug/L	100
75) Styrene	13.922	104	291576	24.53	ug/L	98
76) Bromoform	13.971	173	70951	23.54	ug/L	99
77) Isopropylbenzene	14.099	105	446376	25.34	ug/L	99
80) cis-1,4-Dichloro-2-butene	14.354	53	40789	16.81	ug/L	95
81) n-Propylbenzene	14.391	91	529891	24.47	ug/L	98
82) Bromobenzene	14.415	156	103263	24.39	ug/L	99
83) 1,1,2,2-Tetrachloroethane	14.445	83	145037	25.94	ug/L	96
84) 1,3,5-Trimethylbenzene	14.512	105	349392	24.10	ug/L	100
85) 2-Chlorotoluene	14.525	91	355483	24.86	ug/L	97
86) trans-1,4-Dichloro-2-B...	14.354	53	40789	16.81	ug/L	98
87) 1,2,3-Trichloropropane	14.555	110	42927	24.59	ug/L	94
88) Cyclohexanone	14.610	55	42808	141.90	ug/L	96
89) 4-Chlorotoluene	14.640	91	321731	24.41	ug/L	98
90) tert-Butylbenzene	14.744	91	204383	23.23	ug/L	98
92) 1,2,4-Trimethylbenzene	14.786	105	340677	22.89	ug/L	96
93) Pentachloroethane	14.792	167	60699	24.96	ug/L	96
94) sec-Butylbenzene	14.865	105	398026	23.27	ug/L	99
95) 4-Isopropyltoluene	14.944	119	332560	23.10	ug/L	98
96) 1,3-Dichlorobenzene	15.054	146	185417	23.55	ug/L	97
97) 1,4-Dichlorobenzene	15.115	146	185471	22.54	ug/L	97
98) n-Butylbenzene	15.236	92	182312	23.06	ug/L	98
99) Benzyl Chloride	15.267	126	48648	20.78	ug/L	97
100) 1,2-Dichlorobenzene	15.407	146	175834	23.24	ug/L	97
101) 1,2-Dibromo-3-Chloropr...	15.936	75	34869	22.61	ug/L	92
102) Hexachlorobutadiene	16.337	225	35537	21.79	ug/L	92
103) 1,2,4-Trichlorobenzene	16.392	180	99908	20.61	ug/L	97
104) Naphthalene	16.636	128	418646	26.03	ug/L	99
105) 1,2,3-Trichlorobenzene	16.776	180	97937	21.24	ug/L	97
107) Ethanol	5.326	45	55871m	494.14	ug/L	
108) Acrolein	5.880	56	149176	125.32	ug/L	92
109) Tert Butyl Alcohol	7.024	59	342498	277.95	ug/L	97
110) Isobutyl alcohol	10.357	43	229015	468.61	ug/L	99
111) Tert Amyl Alcohol	10.461	59	391588	414.07	ug/L	99
112) 1,4-Dioxane	11.592	88	41530	459.20	ug/L	94
113) 3,3-dimethyl-1-butanol	13.168	57	1248088	1166.92	ug/L	99

(#) = qualifier out of range (m) = manual integration (+) = signals summed

Quantitation Report (QT Reviewed)

Data Path : C:\msdchem\1\data\BON\DECEMBER2018\12-20-18\vc5135\
Data File : C0129333.D
Acq On : 18 Dec 2018 10:24 pm
Operator : SHANICAO
Sample : FA60135-15MSD,100X
Misc : MS42131,VC5135,,,,,100
ALS Vial : 33 Sample Multiplier: 1

Quant Time: Dec 19 23:05:56 2018
Quant Method : C:\msdchem\1\methods\RTXVMS121118.M
Quant Title : SW-846 Method 5035A/8260B
QLast Update : Wed Dec 12 08:14:44 2018
Response via : Initial Calibration

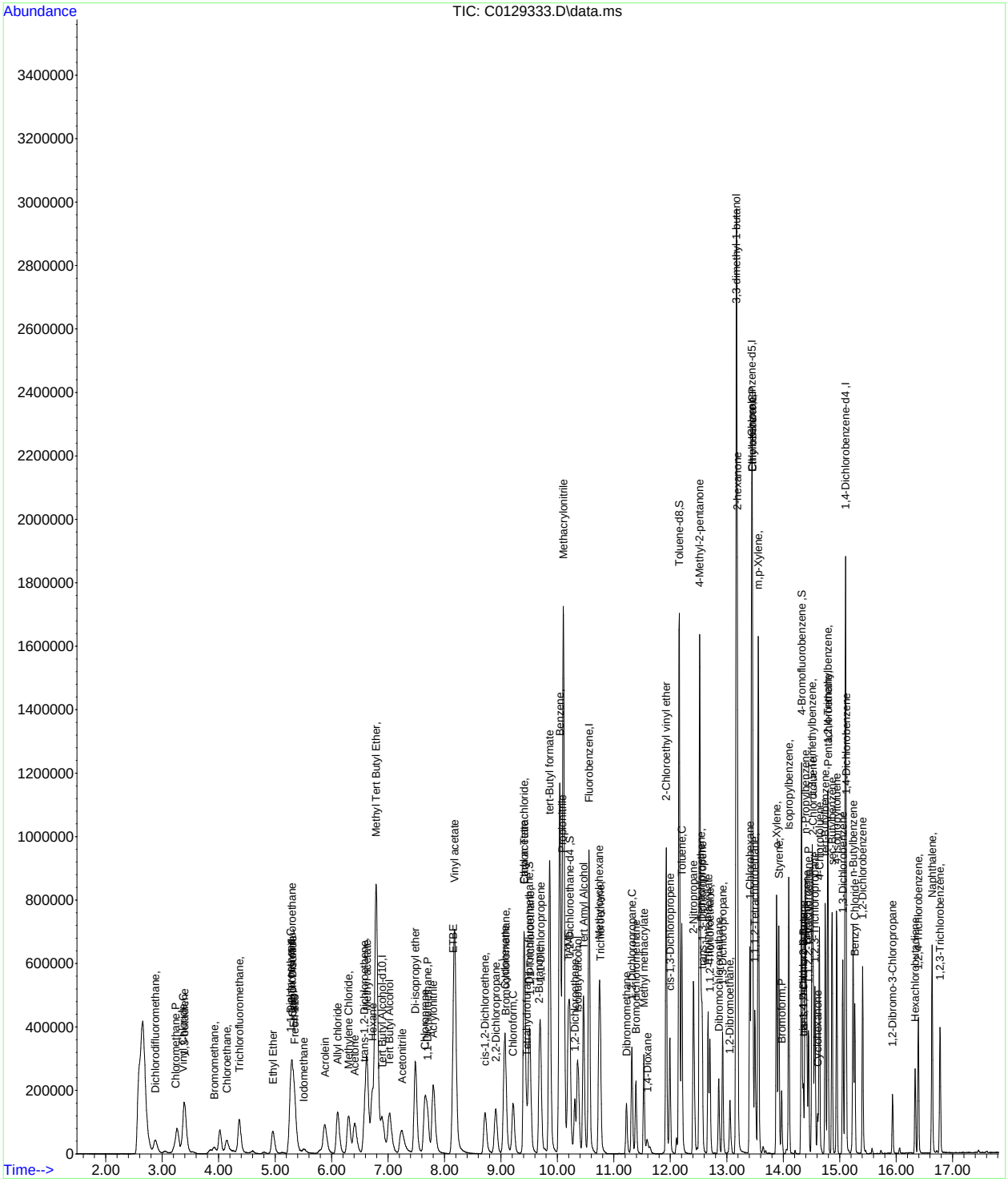

Manual Integration Approval Summary

Sample Number: FA60135-15MSD
Lab FileID: C0129333.D
Injection Time: 12/18/18 22:24
Method: SW846 8260B
Analyst approved: 12/20/18 00:03 Bon Umali
Supervisor approved: 12/20/18 14:07 Melissa Mangual

Parameter	CAS	Sig#	R.T. (min.)	Reason
Ethyl Alcohol	64-17-5		5.33	Poor instrument integration

Quantitation Report (Qedit)

Data Path : C:\msdchem\1\data\BON\DECEMBER2018\12-20-18\vc5135\
Data File : C0129333.D
Acq On : 18 Dec 2018 10:24 pm
Operator : SHANICAO
Sample : FA60135-15MSD,100X
Misc : MS42131,VC5135,,,,,100
ALS Vial : 33 Sample Multiplier: 1

Quant Time: Dec 19 21:57:29 2018
Quant Method : C:\msdchem\1\methods\RTXVMS121118.M
Quant Title : SW-846 Method 5035A/8260B
QLast Update : Wed Dec 12 08:14:44 2018
Response via : Initial Calibration

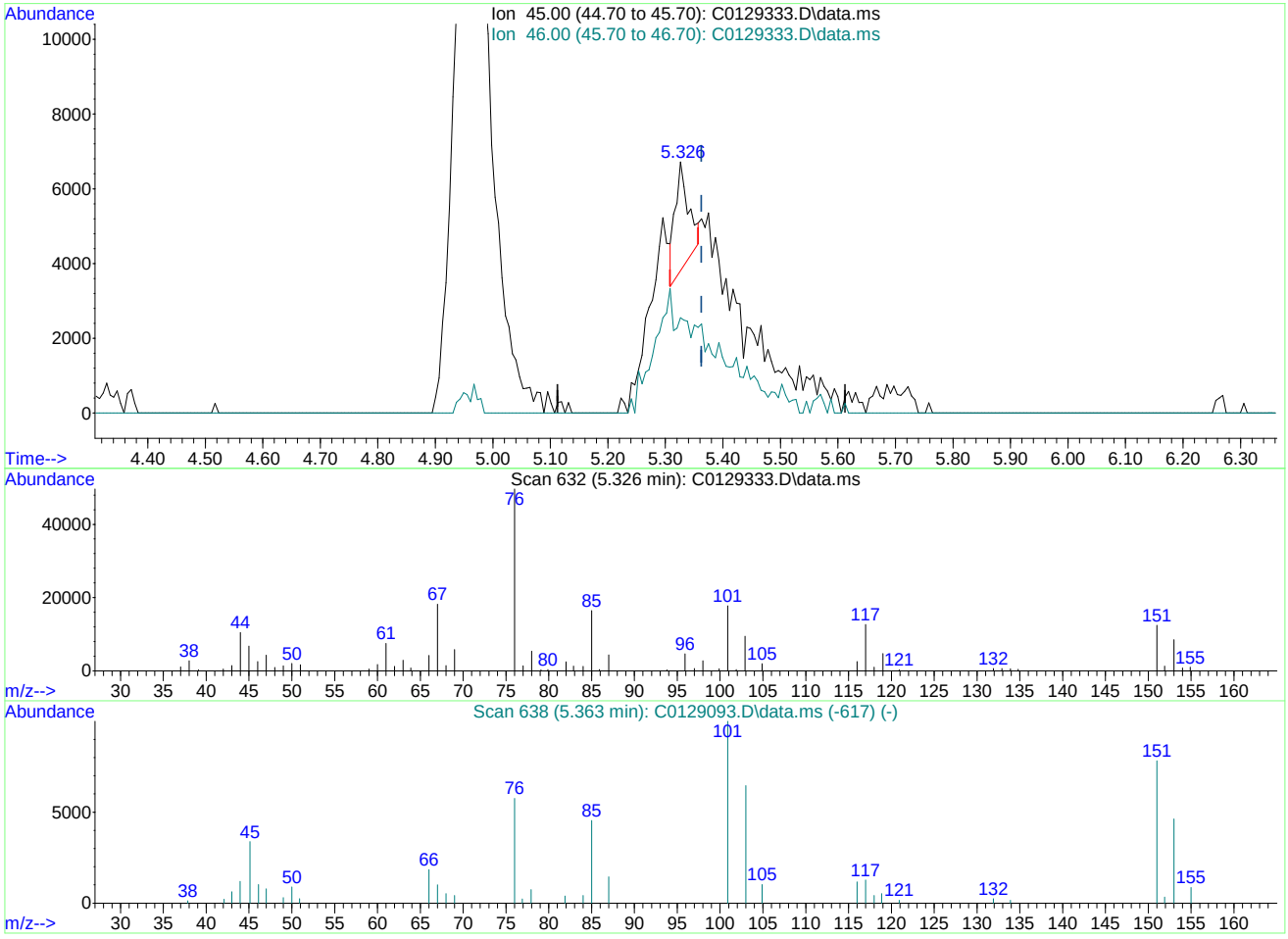

TIC: C0129333.D\data.ms

(107) Ethanol

5.326min (-0.037) 41.71ug/L

response 4716

Ion	Exp%	Act%
45.00	100	100
46.00	30.20	11.76
0.00	0.00	0.00
0.00	0.00	0.00

Quantitation Report (Qedit)

Data Path : C:\msdchem\1\data\BON\DECEMBER2018\12-20-18\vc5135\
Data File : C0129333.D
Acq On : 18 Dec 2018 10:24 pm
Operator : SHANICAO
Sample : FA60135-15MSD,100X
Misc : MS42131,VC5135,,,,,100
ALS Vial : 33 Sample Multiplier: 1

Quant Time: Dec 19 21:57:29 2018
Quant Method : C:\msdchem\1\methods\RTXVMS121118.M
Quant Title : SW-846 Method 5035A/8260B
QLast Update : Wed Dec 12 08:14:44 2018
Response via : Initial Calibration

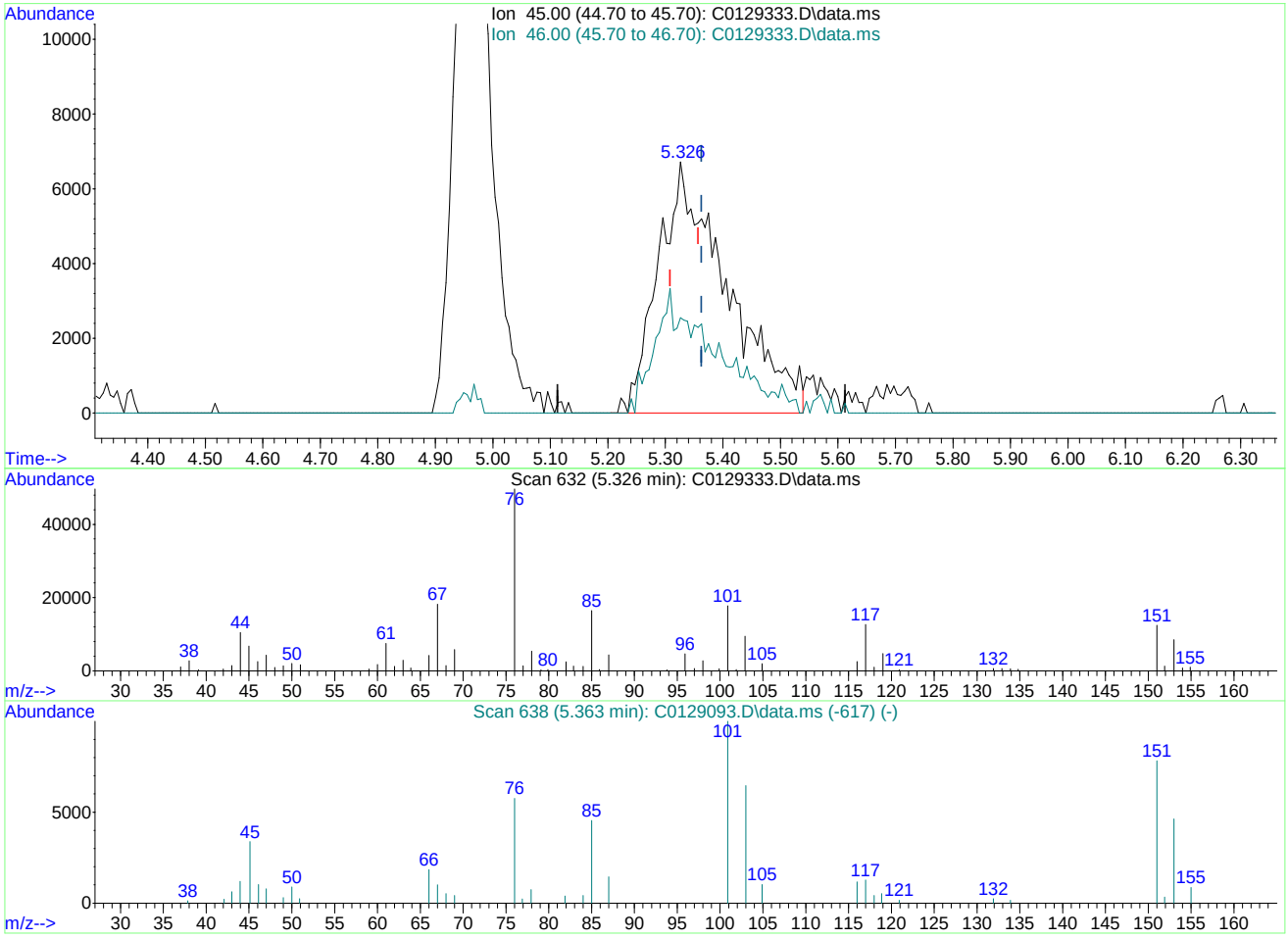

TIC: C0129333.D\data.ms

(107) Ethanol

5.326min (-0.037) 494.14ug/L m

response 55871

Ion	Exp%	Act%
45.00	100	100
46.00	30.20	37.98
0.00	0.00	0.00
0.00	0.00	0.00

Quantitation Report (QT Reviewed)

Data Path : C:\msdchem\1\data\2018-12-18\
Data File : 3C3239.D
Acq On : 18 Dec 2018 11:41 pm
Operator : seanp
Sample : FA60039-10MS
Misc : MS42163,V3C123,,,,,
ALS Vial : 75 Sample Multiplier: 1

Quant Time: Dec 19 10:37:02 2018
Quant Method : C:\msdchem\1\methods\2018-12-14APP9-3C_AQ.m
Quant Title : SW-846 Method 5035A/8260B
QLast Update : Mon Dec 17 15:54:58 2018
Response via : Initial Calibration

Compound	R.T.	QIon	Response	Conc	Units	Dev(Min)
Internal Standards						
1) Fluorobenzene	10.461	96	660526	50.00	ug/L	0.00
55) Chlorobenzene-d5	13.216	117	503467	50.00	ug/L	0.00
77) 1,4-Dichlorobenzene-d4	14.856	152	257775	50.00	ug/L	0.00
104) Tert Butyl Alcohol-d10	7.047	65	93028	250.00	ug/L	-0.01
System Monitoring Compounds						
35) Dibromofluoromethane	9.485	113	158036	51.62	ug/L	0.00
Spiked Amount 50.000	Range 83 - 118		Recovery = 103.24%			
45) 1,2-Dichloroethane-d4	10.150	65	215031	56.32	ug/L	0.00
Spiked Amount 50.000	Range 79 - 125		Recovery = 112.64%			
56) Toluene-d8	11.966	98	645842	47.06	ug/L	0.00
Spiked Amount 50.000	Range 85 - 112		Recovery = 94.12%			
78) 4-Bromofluorobenzene	14.082	174	194674	48.32	ug/L	0.00
Spiked Amount 50.000	Range 83 - 118		Recovery = 96.64%			
Target Compounds						Qvalue
2) Dichlorodifluoromethane	2.999	85	95224	24.45	ug/L	100
3) Chloromethane	3.383	50	127526	21.61	ug/L	94
4) Vinyl Chloride	3.511	62	145071	31.61	ug/L	96
5) Bromomethane	4.090	94	16986	7.53	ug/L	96
6) Chloroethane	4.315	64	29860	18.04	ug/L	92
7) Trichlorofluoromethane	4.559	101	120619	24.34	ug/L	95
8) Ethyl Ether	5.138	59	87305	25.54	ug/L	89
9) 1,2-Dichlorotrifluoroe...	5.480	67	123252	31.38	ug/L	94
10) 1,1-Dichloroethene	5.462	61	140601	27.69	ug/L	94
11) Freon 113	5.535	101	90401	28.60	ug/L	93
12) Carbon Disulfide	5.492	76	271081	32.31	ug/L	82
13) Iodomethane	5.705	142	37531	11.97	ug/L	94
14) Allyl chloride	6.303	41	160307	25.99	ug/L	92
15) Methylene Chloride	6.492	49	146381	26.60	ug/L	87
16) Acetone	6.602	43	199157	146.20	ug/L	97
17) Methyl acetate	6.821	43	477942	135.81	ug/L	72
18) trans-1,2-Dichloroethene	6.772	61	133980	26.82	ug/L	94
19) Hexane	6.913	56	86576	23.63	ug/L #	86
20) Methyl Tert Butyl Ether	6.980	73	266837	25.67	ug/L	93
21) Acetonitrile	7.437	41	170216	254.36	ug/L	97
22) Di-isopropyl ether	7.675	45	358762	26.48	ug/L	90
23) Chloroprene	7.845	53	153727	26.80	ug/L	83
24) 1,1-Dichloroethane	7.894	63	178059	27.76	ug/L	96
25) Acrylonitrile	8.004	53	245497	135.14	ug/L	94
26) ETBE	8.345	59	308090	24.60	ug/L	97
27) Vinyl acetate	8.376	43	1211124	130.70	ug/L	96
28) cis-1,2-Dichloroethene	8.839	96	92836	26.34	ug/L	87
29) 2,2-Dichloropropane	9.004	77	119878	23.80	ug/L	92
30) Bromochloromethane	9.132	128	43962	26.92	ug/L #	67
31) Cyclohexane	9.126	56	198896	28.23	ug/L	95
32) Chloroform	9.241	83	158924	26.93	ug/L	95
33) Ethyl acetate	9.418	43	623550	136.45	ug/L	98
34) Tetrahydrofuran	9.467	42	46243	26.90	ug/L	86
36) Carbon Tetrachloride	9.424	117	117715	25.69	ug/L	99
37) 1,1,1-Trichloroethane	9.522	97	148841	26.87	ug/L	94
38) 2-Butanone	9.662	43	317959	142.56	ug/L	96
39) 1,1-Dichloropropene	9.674	75	128855	26.92	ug/L	83
40) tert-Butyl Formate	9.827	59	6079	2.02	ug/L #	70
41) Propionitrile	10.034	54	185431	264.67	ug/L	97
42) Methacrylonitrile	10.052	41	829456	286.62	ug/L	99
43) Benzene	9.985	78	360996	25.27	ug/L	86

Quantitation Report (QT Reviewed)

Data Path : C:\msdchem\1\data\2018-12-18\
Data File : 3C3239.D
Acq On : 18 Dec 2018 11:41 pm
Operator : seanp
Sample : FA60039-10MS
Misc : MS42163,V3C123,,,,,
ALS Vial : 75 Sample Multiplier: 1

Quant Time: Dec 19 10:37:02 2018
Quant Method : C:\msdchem\1\methods\2018-12-14APP9-3C_AQ.m
Quant Title : SW-846 Method 5035A/8260B
QLast Update : Mon Dec 17 15:54:58 2018
Response via : Initial Calibration

	Compound	R.T.	QIon	Response	Conc	Units		Dev(Min)
44)	TAME	10.119	73	261292	25.11	ug/L		89
46)	1,2-Dichloroethane	10.223	62	140110	27.70	ug/L		93
47)	Trichloroethene	10.637	95	96160	27.48	ug/L		90
48)	Methylcyclohexane	10.625	83	171079	27.57	ug/L		89
49)	Dibromomethane	11.070	93	53989	26.35	ug/L		94
50)	1,2-Dichloropropane	11.168	63	99159	26.13	ug/L		82
51)	Bromodichloromethane	11.223	83	115610	27.68	ug/L		97
52)	Methyl methacrylate	11.363	41	102418	24.85	ug/L		89
54)	cis-1,3-Dichloropropene	11.802	75	132398	22.89	ug/L		77
57)	Toluene	12.009	91	381446	23.89	ug/L		97
58)	2-Nitropropane	12.216	41	165833	121.15	ug/L		79
59)	4-Methyl-2-pentanone	12.320	43	678712	143.22	ug/L		95
60)	trans-1,3-Dichloropropene	12.350	75	131830	23.63	ug/L		89
61)	Tetrachloroethene	12.338	166	91407	24.84	ug/L		99
62)	Ethyl methacrylate	12.454	69	123407	22.06	ug/L		82
63)	1,1,2-Trichloroethane	12.485	83	69404	24.05	ug/L		89
64)	Dibromochloromethane	12.637	129	84779	22.81	ug/L		96
65)	1,3-Dichloropropane	12.710	76	145811	23.08	ug/L		85
66)	1,2-Dibromoethane	12.838	107	82472	24.02	ug/L		98
67)	2-hexanone	12.966	43	495511	119.14	ug/L		92
68)	1-Chlorohexane	13.180	91	132483	25.37	ug/L		82
69)	Ethylbenzene	13.228	91	453234	24.96	ug/L		96
70)	Chlorobenzene	13.228	112	240691	24.31	ug/L		83
71)	1,1,1,2-Tetrachloroethane	13.265	131	85616	25.75	ug/L		92
72)	m,p-Xylene	13.326	91	708779	51.48	ug/L	#	66
73)	o-Xylene	13.649	91	350400	24.91	ug/L		95
74)	Styrene	13.686	104	266291	25.10	ug/L		96
75)	Bromoform	13.734	173	54422	22.05	ug/L		97
76)	Isopropylbenzene	13.862	105	432754	26.83	ug/L		97
79)	cis-1,4-Dichloro-2-butene	14.112	53	9829	4.68	ug/L	#	59
80)	n-Propylbenzene	14.149	91	537642	24.33	ug/L		86
81)	Bromobenzene	14.173	156	102545	23.81	ug/L		100
82)	1,1,2,2-Tetrachloroethane	14.198	83	122198	25.11	ug/L		99
83)	1,3,5-Trimethylbenzene	14.265	105	365174	24.65	ug/L		82
84)	2-Chlorotoluene	14.393	91	328204	24.23	ug/L		89
85)	trans-1,4-Dichloro-2-B...	14.320	53	9929	5.55	ug/L	#	1
86)	1,2,3-Trichloropropane	14.313	110	37284	23.71	ug/L		93
87)	Cyclohexanone	14.374	55	22209	110.36	ug/L		91
88)	4-Chlorotoluene	14.393	91	328204	24.23	ug/L		89
89)	tert-Butylbenzene	14.503	91	218270	24.71	ug/L		99
90)	1,2,4-Trimethylbenzene	14.539	105	371393	24.23	ug/L		89
91)	Pentachloroethane	14.545	167	59108	23.59	ug/L	#	68
92)	sec-Butylbenzene	14.618	105	467857	25.36	ug/L		98
93)	4-Isopropyltoluene	14.704	119	387852	25.47	ug/L		97
94)	1,3-Dichlorobenzene	14.807	146	198144	24.53	ug/L		94
95)	1,4-Dichlorobenzene	14.862	146	200061	24.06	ug/L		96
96)	n-Butylbenzene	14.990	92	212402	22.70	ug/L		97
97)	Benzyl Chloride	15.021	126	38677	17.08	ug/L	#	42
98)	1,2-Dichlorobenzene	15.155	146	189199	24.16	ug/L		95
99)	1,2-Dibromo-3-Chloropr...	15.691	75	24143	24.80	ug/L	#	81
100)	Hexachlorobutadiene	16.106	225	49547	21.58	ug/L		86
101)	1,2,4-Trichlorobenzene	16.167	180	121355	23.37	ug/L		97
102)	Naphthalene	16.423	128	377137	24.11	ug/L		55
103)	1,2,3-Trichlorobenzene	16.569	180	119858	23.98	ug/L		99
105)	Ethanol	5.449	45	29100	464.32	ug/L		95
106)	Acrolein	6.071	56	94495	122.41	ug/L		92
107)	Tert butyl alcohol	7.181	59	163984	311.97	ug/L		71
108)	Isobutyl alcohol	10.235	42	66893	537.66	ug/L	#	61

Quantitation Report (QT Reviewed)

Data Path : C:\msdchem\1\data\2018-12-18\
Data File : 3C3239.D
Acq On : 18 Dec 2018 11:41 pm
Operator : seanp
Sample : FA60039-10MS
Misc : MS42163,V3C123,,,,,
ALS Vial : 75 Sample Multiplier: 1

Quant Time: Dec 19 10:37:02 2018
Quant Method : C:\msdchem\1\methods\2018-12-14APP9-3C_AQ.m
Quant Title : SW-846 Method 5035A/8260B
QLast Update : Mon Dec 17 15:54:58 2018
Response via : Initial Calibration

Compound	R.T.	QIon	Response	Conc	Units	Dev(Min)
109) Tert Amyl Alcohol	10.345	59	100454	272.39	ug/L	79
110) 1,4-Dioxane	11.418	88	24572	489.54	ug/L	79
111) 3,3-dimethyl-1-butanol	12.936	57	711788	1377.21	ug/L	97

(#) = qualifier out of range (m) = manual integration (+) = signals summed

Quantitation Report (QT Reviewed)

Data Path : C:\msdchem\1\data\2018-12-18\
Data File : 3C3239.D
Acq On : 18 Dec 2018 11:41 pm
Operator : seanp
Sample : FA60039-10MS
Misc : MS42163,V3C123,,,,,
ALS Vial : 75 Sample Multiplier: 1

Quant Time: Dec 19 10:37:02 2018
Quant Method : C:\msdchem\1\methods\2018-12-14APP9-3C_AQ.m
Quant Title : SW-846 Method 5035A/8260B
QLast Update : Mon Dec 17 15:54:58 2018
Response via : Initial Calibration

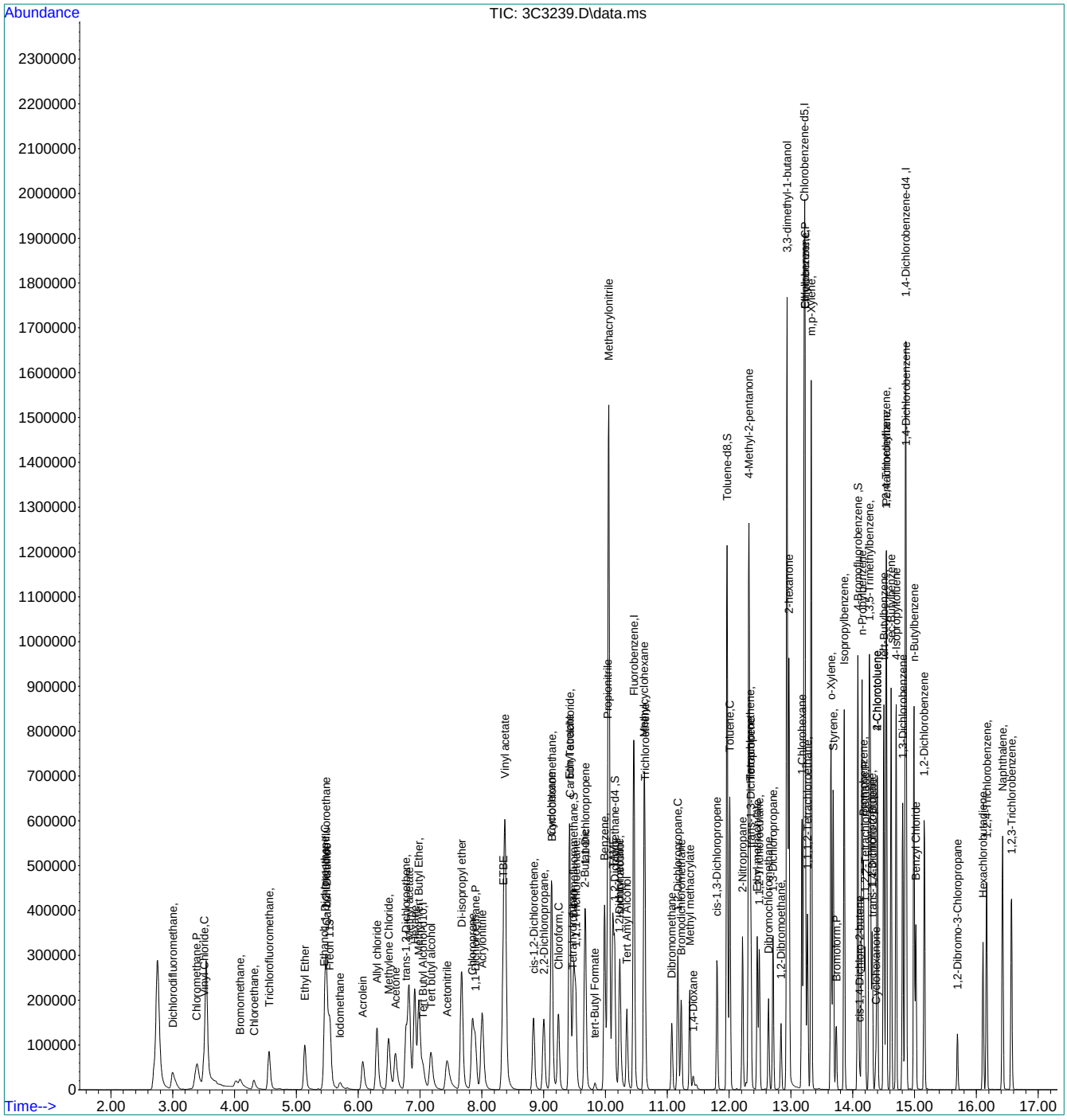

Quantitation Report (QT Reviewed)

Data Path : C:\msdchem\1\data\2018-12-18\
Data File : 3C3240.D
Acq On : 19 Dec 2018 12:09 am
Operator : seanp
Sample : FA60039-10MSD
Misc : MS42163,V3C123,,,,,
ALS Vial : 75 Sample Multiplier: 1

Quant Time: Dec 19 10:37:18 2018
Quant Method : C:\msdchem\1\methods\2018-12-14APP9-3C_AQ.m
Quant Title : SW-846 Method 5035A/8260B
QLast Update : Mon Dec 17 15:54:58 2018
Response via : Initial Calibration

Compound	R.T.	QIon	Response	Conc	Units		Dev(Min)
Internal Standards							
1) Fluorobenzene	10.461	96	735428	50.00	ug/L		0.00
55) Chlorobenzene-d5	13.216	117	544432	50.00	ug/L		0.00
77) 1,4-Dichlorobenzene-d4	14.856	152	274084	50.00	ug/L		0.00
104) Tert Butyl Alcohol-d10	7.041	65	93799	250.00	ug/L		-0.02
System Monitoring Compounds							
35) Dibromofluoromethane	9.491	113	174086	51.07	ug/L		0.00
Spiked Amount 50.000	Range 83 - 118		Recovery = 102.14%				
45) 1,2-Dichloroethane-d4	10.150	65	231499	54.45	ug/L		0.00
Spiked Amount 50.000	Range 79 - 125		Recovery = 108.90%				
56) Toluene-d8	11.966	98	712801	48.03	ug/L		0.00
Spiked Amount 50.000	Range 85 - 112		Recovery = 96.06%				
78) 4-Bromofluorobenzene	14.082	174	213467	49.84	ug/L		0.00
Spiked Amount 50.000	Range 83 - 118		Recovery = 99.68%				
Target Compounds							Qvalue
2) Dichlorodifluoromethane	2.999	85	99864	23.03	ug/L		99
3) Chloromethane	3.383	50	127488	19.41	ug/L		100
4) Vinyl Chloride	3.511	62	155821	30.50	ug/L		99
5) Bromomethane	4.096	94	14388	5.73	ug/L		91
6) Chloroethane	4.315	64	29957	16.26	ug/L		98
7) Trichlorofluoromethane	4.559	101	130216	23.60	ug/L		97
8) Ethyl Ether	5.138	59	92214	24.23	ug/L		94
9) 1,2-Dichlorotrifluoroe...	5.480	67	125855	28.78	ug/L		96
10) 1,1-Dichloroethene	5.462	61	147371	26.07	ug/L		94
11) Freon 113	5.541	101	92170	26.19	ug/L		91
12) Carbon Disulfide	5.498	76	271941	29.12	ug/L		85
13) Iodomethane	5.712	142	43448	12.44	ug/L		93
14) Allyl chloride	6.303	41	166358	24.22	ug/L		92
15) Methylene Chloride	6.492	49	148555	24.20	ug/L		85
16) Acetone	6.602	43	199653	131.64	ug/L		94
17) Methyl acetate	6.821	43	476352	121.57	ug/L		71
18) trans-1,2-Dichloroethene	6.772	61	137996	24.81	ug/L		93
19) Hexane	6.913	56	85984	20.99	ug/L	#	85
20) Methyl Tert Butyl Ether	6.986	73	282885	24.44	ug/L		93
21) Acetonitrile	7.437	41	171270	229.87	ug/L		100
22) Di-isopropyl ether	7.675	45	378730	25.11	ug/L		91
23) Chloroprene	7.851	53	159868	25.03	ug/L		84
24) 1,1-Dichloroethane	7.894	63	182661	25.58	ug/L		95
25) Acrylonitrile	8.010	53	242369	119.83	ug/L		94
26) ETBE	8.345	59	324596	23.28	ug/L		99
27) Vinyl acetate	8.376	43	1255628	121.70	ug/L		97
28) cis-1,2-Dichloroethene	8.839	96	94920	24.18	ug/L		90
29) 2,2-Dichloropropane	9.004	77	124217	22.15	ug/L		94
30) Bromochloromethane	9.132	128	44955	24.73	ug/L	#	64
31) Cyclohexane	9.132	56	204445	26.06	ug/L		95
32) Chloroform	9.241	83	163065	24.82	ug/L		95
33) Ethyl acetate	9.418	43	626196	123.08	ug/L		98
34) Tetrahydrofuran	9.467	42	46944	24.53	ug/L		87
36) Carbon Tetrachloride	9.424	117	121420	23.80	ug/L		98
37) 1,1,1-Trichloroethane	9.522	97	153975	24.97	ug/L		95
38) 2-Butanone	9.662	43	309712	124.72	ug/L		96
39) 1,1-Dichloropropene	9.680	75	132564	24.87	ug/L		83
40) tert-Butyl Formate	9.833	59	5355	1.60	ug/L	#	71
41) Propionitrile	10.034	54	183201	234.86	ug/L		90
42) Methacrylonitrile	10.052	41	836500	259.62	ug/L		98
43) Benzene	9.985	78	372982	23.45	ug/L		88

Quantitation Report (QT Reviewed)

Data Path : C:\msdchem\1\data\2018-12-18\
Data File : 3C3240.D
Acq On : 19 Dec 2018 12:09 am
Operator : seanp
Sample : FA60039-10MSD
Misc : MS42163,V3C123,,,,,
ALS Vial : 75 Sample Multiplier: 1

Quant Time: Dec 19 10:37:18 2018
Quant Method : C:\msdchem\1\methods\2018-12-14APP9-3C_AQ.m
Quant Title : SW-846 Method 5035A/8260B
QLast Update : Mon Dec 17 15:54:58 2018
Response via : Initial Calibration

	Compound	R.T.	QIon	Response	Conc	Units		Dev(Min)
44)	TAME	10.119	73	273571	23.62	ug/L		89
46)	1,2-Dichloroethane	10.229	62	143969	25.57	ug/L		93
47)	Trichloroethene	10.637	95	97936	25.14	ug/L		90
48)	Methylcyclohexane	10.625	83	175751	25.44	ug/L		88
49)	Dibromomethane	11.076	93	55922	24.51	ug/L		98
50)	1,2-Dichloropropane	11.174	63	102846	24.34	ug/L		83
51)	Bromodichloromethane	11.229	83	118784	25.54	ug/L		97
52)	Methyl methacrylate	11.363	41	107310	23.39	ug/L		89
54)	cis-1,3-Dichloropropene	11.808	75	136165	21.15	ug/L		81
57)	Toluene	12.009	91	392268	22.72	ug/L		98
58)	2-Nitropropane	12.216	41	164186	110.96	ug/L		79
59)	4-Methyl-2-pentanone	12.320	43	670405	130.82	ug/L		96
60)	trans-1,3-Dichloropropene	12.350	75	134201	22.24	ug/L		89
61)	Tetrachloroethene	12.338	166	92166	23.16	ug/L		97
62)	Ethyl methacrylate	12.454	69	127416	21.06	ug/L		81
63)	1,1,2-Trichloroethane	12.491	83	72252	23.15	ug/L		90
64)	Dibromochloromethane	12.637	129	87727	21.84	ug/L		97
65)	1,3-Dichloropropane	12.710	76	150597	22.04	ug/L		87
66)	1,2-Dibromoethane	12.838	107	84117	22.66	ug/L		98
67)	2-hexanone	12.966	43	610482	135.74	ug/L		92
68)	1-Chlorohexane	13.180	91	134797	23.87	ug/L		81
69)	Ethylbenzene	13.228	91	458781	23.37	ug/L		97
70)	Chlorobenzene	13.228	112	242973	22.69	ug/L		83
71)	1,1,1,2-Tetrachloroethane	13.265	131	86742	24.12	ug/L		93
72)	m,p-Xylene	13.326	91	716024	48.10	ug/L	#	67
73)	o-Xylene	13.649	91	356089	23.41	ug/L		95
74)	Styrene	13.686	104	266260	23.21	ug/L		96
75)	Bromoform	13.734	173	54687	20.52	ug/L		98
76)	Isopropylbenzene	13.862	105	434523	24.92	ug/L		97
79)	cis-1,4-Dichloro-2-butene	14.112	53	7497	3.36	ug/L	#	63
80)	n-Propylbenzene	14.149	91	535236	22.78	ug/L		86
81)	Bromobenzene	14.173	156	102272	22.33	ug/L		99
82)	1,1,2,2-Tetrachloroethane	14.198	83	119951	23.19	ug/L		97
83)	1,3,5-Trimethylbenzene	14.265	105	361047	22.92	ug/L		82
84)	2-Chlorotoluene	14.393	91	328461	22.80	ug/L		89
85)	trans-1,4-Dichloro-2-B...	14.320	53	7592	3.99	ug/L	#	1
86)	1,2,3-Trichloropropane	14.314	110	36709	21.96	ug/L		92
87)	Cyclohexanone	14.368	55	21136	98.69	ug/L		88
88)	4-Chlorotoluene	14.393	91	328461	22.80	ug/L		89
89)	tert-Butylbenzene	14.503	91	215685	22.96	ug/L		99
90)	1,2,4-Trimethylbenzene	14.539	105	367388	22.55	ug/L		88
91)	Pentachloroethane	14.545	167	58496	21.94	ug/L	#	71
92)	sec-Butylbenzene	14.618	105	458163	23.36	ug/L		97
93)	4-Isopropyltoluene	14.704	119	383298	23.67	ug/L		95
94)	1,3-Dichlorobenzene	14.807	146	194022	22.59	ug/L		94
95)	1,4-Dichlorobenzene	14.862	146	197407	22.33	ug/L		96
96)	n-Butylbenzene	14.990	92	205010	20.60	ug/L		96
97)	Benzyl Chloride	15.021	126	35509	14.77	ug/L	#	44
98)	1,2-Dichlorobenzene	15.161	146	184992	22.21	ug/L		97
99)	1,2-Dibromo-3-Chloropr...	15.691	75	22869	22.09	ug/L		81
100)	Hexachlorobutadiene	16.106	225	47307	19.36	ug/L		89
101)	1,2,4-Trichlorobenzene	16.167	180	116389	21.08	ug/L		97
102)	Naphthalene	16.423	128	350665	21.08	ug/L		56
103)	1,2,3-Trichlorobenzene	16.569	180	112963	21.25	ug/L		99
105)	Ethanol	5.443	45	30334	480.84	ug/L		99
106)	Acrolein	6.077	56	93003	119.49	ug/L		94
107)	Tert butyl alcohol	7.175	59	158758	299.54	ug/L	#	69
108)	Isobutyl alcohol	10.241	42	64100	510.97	ug/L	#	61

Quantitation Report (QT Reviewed)

Data Path : C:\msdchem\1\data\2018-12-18\
Data File : 3C3240.D
Acq On : 19 Dec 2018 12:09 am
Operator : seanp
Sample : FA60039-10MSD
Misc : MS42163,V3C123,,,,,
ALS Vial : 75 Sample Multiplier: 1

Quant Time: Dec 19 10:37:18 2018
Quant Method : C:\msdchem\1\methods\2018-12-14APP9-3C_AQ.m
Quant Title : SW-846 Method 5035A/8260B
QLast Update : Mon Dec 17 15:54:58 2018
Response via : Initial Calibration

Compound	R.T.	QIon	Response	Conc	Units		Dev(Min)
109) Tert Amyl Alcohol	10.345	59	96786	260.28	ug/L		79
110) 1,4-Dioxane	11.418	88	24752	489.06	ug/L	#	73
111) 3,3-dimethyl-1-butanol	12.936	57	676714	1295.70	ug/L		98

(#) = qualifier out of range (m) = manual integration (+) = signals summed

7.4.12

7

Quantitation Report (QT Reviewed)

Data Path : C:\msdchem\1\data\2018-12-18\
Data File : 3C3240.D
Acq On : 19 Dec 2018 12:09 am
Operator : seanp
Sample : FA60039-10MSD
Misc : MS42163,V3C123,,,,,
ALS Vial : 75 Sample Multiplier: 1

Quant Time: Dec 19 10:37:18 2018
Quant Method : C:\msdchem\1\methods\2018-12-14APP9-3C_AQ.m
Quant Title : SW-846 Method 5035A/8260B
QLast Update : Mon Dec 17 15:54:58 2018
Response via : Initial Calibration

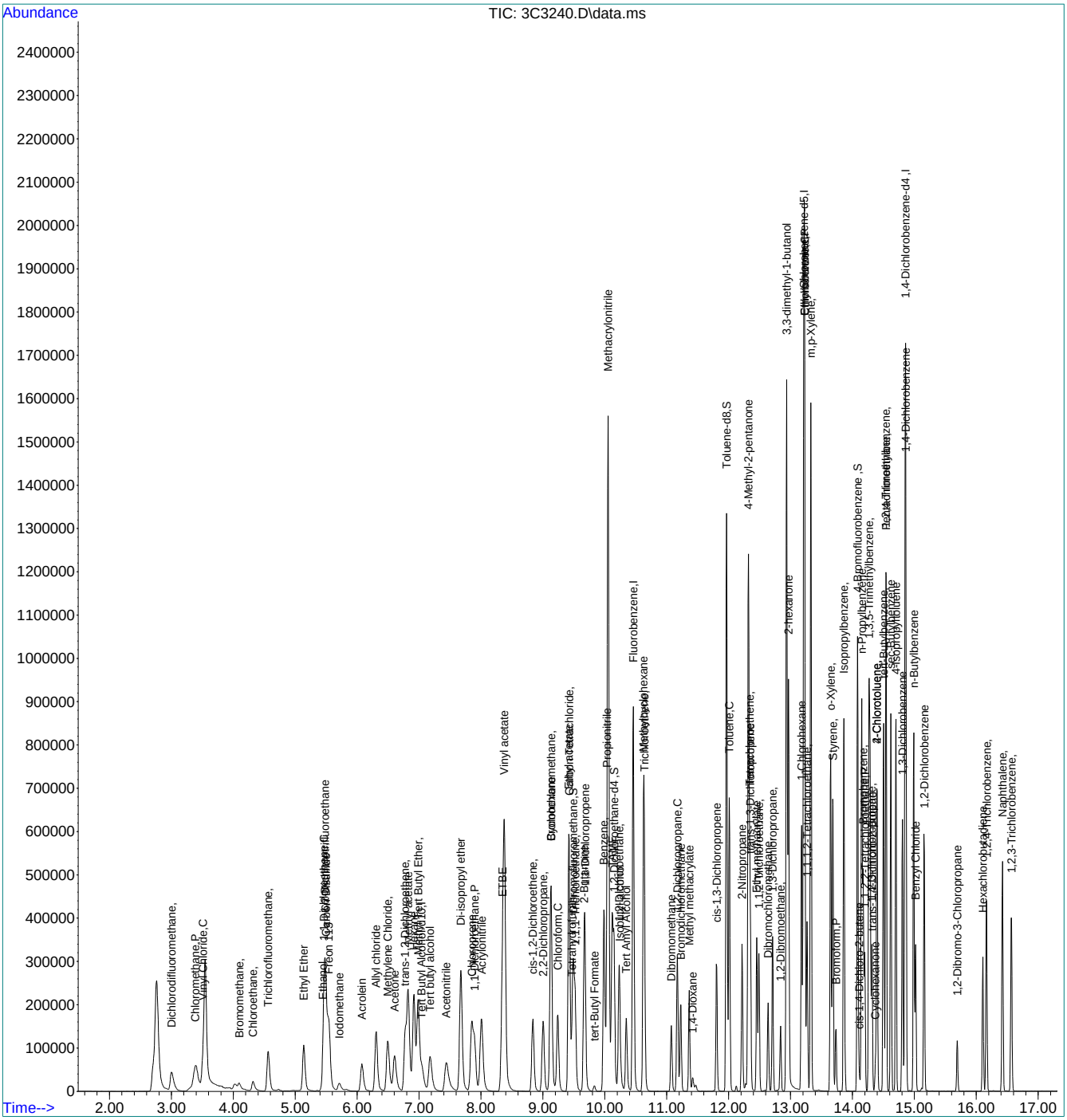

Quantitation Report (QT Reviewed)

Data Path : C:\msdchem\1\data\JenniferF\12-20-2018\vy1551\
Data File : Y39066.D
Acq On : 19 Dec 2018 2:57 am
Operator : eileeng
Sample : FA60039-8ms,25x Inst : MSVOA14-Y
Misc : MS42152,VY1551,,,,,25
ALS Vial : 44 Sample Multiplier: 1

Quant Method : C:\msdchem\1\METHODS\Y-nov0818w.M
Quant Results File: Y-nov0818w.RES
Quant Time: Dec 19 23:24:33 2018
Quant Title : SW-846 Method 5035A/8260B
QLast Update : Fri Sep 14 08:38:11 2018
Response via : Initial Calibration

Compound	R.T.	QIon	Response	Conc	Units	Dev(Min)
Internal Standards						
1) Fluorobenzene	11.610	96	1021559	50.00	ug/L	0.00
56) Chlorobenzene-d5	14.639	117	914392	50.00	ug/L	0.00
78) 1,4-Dichlorobenzene-d4	16.329	152	498515	50.00	ug/L	0.00
105) Tert Butyl Alcohol-d10	7.518	65	112687	250.00	ug/L	-0.01
System Monitoring Compounds						
36) Dibromofluoromethane	10.431	113	262570	55.90	ug/L	0.00
Spiked Amount 50.000	Range 83 - 118		Recovery = 111.80%			
46) 1,2-Dichloroethane-d4	11.233	65	348852	58.99	ug/L	0.00
Spiked Amount 50.000	Range 79 - 125		Recovery = 117.98%			
57) Toluene-d8	13.313	98	1057818	45.53	ug/L	0.00
Spiked Amount 50.000	Range 85 - 112		Recovery = 91.06%			
79) 4-Bromofluorobenzene	15.545	174	376481	49.72	ug/L	0.00
Spiked Amount 50.000	Range 83 - 118		Recovery = 99.44%			
Target Compounds						Qvalue
2) Dichlorodifluoromethane	3.048	85	140609	24.52	ug/L	99
3) Chloromethane	3.449	50	122381	21.01	ug/L	96
4) 1,3-butadiene	3.613	39	115578	24.71	ug/L	94
5) Vinyl Chloride	3.577	62	418034	77.15	ug/L	99
6) Bromomethane	4.197	94	22514	15.00	ug/L	97
7) Chloroethane	4.447	64	76088	33.72	ug/L	94
8) Trichlorofluoromethane	4.714	101	243631	33.76	ug/L	99
9) Ethyl Ether	5.359	59	79081	24.15	ug/L	97
10) 1,2-Dichlorotrifluoroe...	5.748	67	148018	31.05	ug/L	88
11) 1,1-Dichloroethene	5.705	61	186317	28.13	ug/L	98
12) Freon 113	5.803	101	122432	28.06	ug/L	97
13) Carbon Disulfide	5.736	76	372932	30.56	ug/L	91
14) Iodomethane	5.979	142	17989	12.67	ug/L	82
15) Allyl chloride	6.654	41	165340	24.03	ug/L	84
16) Methylene Chloride	6.867	49	142982	24.41	ug/L	94
17) Acetone	6.995	43	146328	134.44	ug/L	91
18) Methyl acetate	7.250	43	350353	124.77	ug/L	97
19) trans-1,2-Dichloroethene	7.183	61	161086	26.98	ug/L	96
20) Hexane	7.353	56	91399	23.82	ug/L #	88
21) Methyl Tert Butyl Ether	7.432	73	318831	27.21	ug/L	91
22) Acetonitrile	7.913	41	118040	222.12	ug/L	96
23) Di-isopropyl ether	8.223	45	325621	22.35	ug/L	95
24) Chloroprene	8.381	53	177039	30.12	ug/L	95
25) 1,1-Dichloroethane	8.430	63	206092	27.46	ug/L	100
26) Acrylonitrile	8.551	53	163967	123.17	ug/L	97
27) ETBE	8.971	59	308242	23.78	ug/L	94
28) Vinyl acetate	8.995	43	1012977	114.08	ug/L	95
29) cis-1,2-Dichloroethene	9.549	96	570842	125.56	ug/L	99
30) 2,2-Dichloropropane	9.774	77	176662	26.07	ug/L	97
31) Bromochloromethane	9.950	128	58633	29.02	ug/L #	84
32) Cyclohexane	9.938	56	210873	25.44	ug/L	90
33) Chloroform	10.114	83	208667	28.42	ug/L	95
34) Ethyl acetate	10.376	43	443226	124.91	ug/L	98
35) Tetrahydrofuran	10.382	42	59072	22.82	ug/L	84
37) Carbon Tetrachloride	10.333	117	199005	33.22	ug/L	97
38) 1,1,1-Trichloroethane	10.461	97	215843	30.01	ug/L	96
39) 2-Butanone	10.662	43	199903	123.53	ug/L	97
40) 1,1-Dichloropropene	10.662	75	168624	27.88	ug/L	93
41) tert-Butyl formate	10.862	59	314714	237.53	ug/L	94
42) Propionitrile	11.100	54	121351	249.51	ug/L	89

Quantitation Report (QT Reviewed)

Data Path : C:\msdchem\1\data\JenniferF\12-20-2018\vy1551\
Data File : Y39066.D
Acq On : 19 Dec 2018 2:57 am
Operator : eileeng
Sample : FA60039-8ms,25x Inst : MSVOA14-Y
Misc : MS42152,VY1551,,,,,25
ALS Vial : 44 Sample Multiplier: 1

Quant Method : C:\msdchem\1\METHODS\Y-nov0818w.M
Quant Results File: Y-nov0818w.RES
Quant Time: Dec 19 23:24:33 2018
Quant Title : SW-846 Method 5035A/8260B
QLast Update : Fri Sep 14 08:38:11 2018
Response via : Initial Calibration

Compound	R.T.	QIon	Response	Conc	Units		Dev(Min)
43) Methacrylonitrile	11.124	41	576794	253.70	ug/L		93
44) Benzene	11.039	78	456075	25.12	ug/L		97
45) TAME	11.227	73	296746	25.11	ug/L		96
47) 1,2-Dichloroethane	11.325	62	164409	28.86	ug/L		93
48) Trichloroethene	11.817	95	124496	27.78	ug/L		93
49) Methylcyclohexane	11.799	83	233603	27.48	ug/L		97
50) Dibromomethane	12.304	93	65119	28.16	ug/L		97
51) 1,2-Dichloropropane	12.419	63	105642	24.48	ug/L		85
52) Bromodichloromethane	12.492	83	152516	29.38	ug/L		98
53) Methyl methacrylate	12.662	41	75832	24.57	ug/L		94
54) 2-Chloroethyl vinyl ether	13.076	63	179358	93.00	ug/L		97
55) cis-1,3-Dichloropropene	13.137	75	182959	25.51	ug/L		98
58) Toluene	13.362	91	510688	22.86	ug/L		98
59) 2-Nitropropane	13.581	41	153280	119.68	ug/L		95
60) 4-Methyl-2-pentanone	13.702	43	447798	111.66	ug/L		96
61) trans-1,3-Dichloropropene	13.733	75	165847	23.92	ug/L		96
62) Tetrachloroethene	13.708	166	141768	24.47	ug/L		98
63) Ethyl methacrylate	13.860	69	118249	19.84	ug/L		95
64) 1,1,2-Trichloroethane	13.879	83	75779	22.74	ug/L		88
65) Dibromochloromethane	14.031	129	110486	24.96	ug/L		99
66) 1,3-Dichloropropane	14.110	76	169517	21.82	ug/L		94
67) 1,2-Dibromoethane	14.237	107	96060	24.04	ug/L		96
68) 2-hexanone	14.396	43	393762	112.01	ug/L		96
69) 1-Chlorohexane	14.615	91	190033	24.22	ug/L		97
70) Ethylbenzene	14.663	91	610564	23.61	ug/L		100
71) Chlorobenzene	14.657	112	318309	23.03	ug/L		93
72) 1,1,1,2-Tetrachloroethane	14.700	131	121819	25.46	ug/L		94
73) m,p-Xylene	14.767	91	969085	48.09	ug/L		98
74) o-Xylene	15.101	91	488179	23.73	ug/L		100
75) Styrene	15.138	104	354108	24.31	ug/L		97
76) Bromoform	15.180	173	67743	23.42	ug/L		99
77) Isopropylbenzene	15.320	105	644025	25.15	ug/L		98
80) cis-1,4-Dichloro-2-butene	15.575	53	36570	23.02	ug/L		86
81) n-Propylbenzene	15.618	91	751023	22.70	ug/L		95
82) Bromobenzene	15.636	156	141390	22.75	ug/L		99
83) 1,1,2,2-Tetrachloroethane	15.667	83	113676	23.02	ug/L		96
84) 1,3,5-Trimethylbenzene	15.740	105	511807	23.04	ug/L		95
85) 2-Chlorotoluene	15.752	91	481503	23.27	ug/L		94
86) trans-1,4-Dichloro-2-B...	15.794	53	34382	22.08	ug/L	#	75
87) 1,2,3-Trichloropropane	15.782	110	41675	24.10	ug/L		91
88) Cyclohexanone	15.837	55	14310	32.71	ug/L		97
89) 4-Chlorotoluene	15.867	91	449793	22.82	ug/L		94
90) tert-Butylbenzene	15.977	91	316243	23.67	ug/L		96
91) 1,2,4-Trimethylbenzene	16.019	105	505113	22.27	ug/L		94
92) Pentachloroethane	16.019	167	83458	25.50	ug/L		93
93) sec-Butylbenzene	16.098	105	674997	22.62	ug/L		99
94) 4-Isopropyltoluene	16.184	119	573015	22.52	ug/L		99
95) 1,3-Dichlorobenzene	16.287	146	282351	22.89	ug/L		99
96) 1,4-Dichlorobenzene	16.342	146	269636	22.28	ug/L		94
97) n-Butylbenzene	16.475	92	275580	21.11	ug/L		96
98) Benzyl Chloride	16.500	126	42124	16.85	ug/L	#	93
99) 1,2-Dichlorobenzene	16.640	146	260956	22.72	ug/L		98
100) 1,2-Dibromo-3-Chloropr...	17.181	75	25222	22.85	ug/L		86
101) Hexachlorobutadiene	17.600	225	69281	21.81	ug/L		89
102) 1,2,4-Trichlorobenzene	17.655	180	166938	22.57	ug/L		98
103) Naphthalene	17.911	128	406857	22.79	ug/L		100
104) 1,2,3-Trichlorobenzene	18.057	180	149957	23.02	ug/L		95

Quantitation Report (QT Reviewed)

Data Path : C:\msdchem\1\data\JenniferF\12-20-2018\vy1551\
Data File : Y39066.D
Acq On : 19 Dec 2018 2:57 am
Operator : eileeng
Sample : FA60039-8ms,25x Inst : MSVOA14-Y
Misc : MS42152,VY1551,,,,,25
ALS Vial : 44 Sample Multiplier: 1

Quant Method : C:\msdchem\1\METHODS\Y-nov0818w.M
Quant Results File: Y-nov0818w.RES
Quant Time: Dec 19 23:24:33 2018
Quant Title : SW-846 Method 5035A/8260B
QLast Update : Fri Sep 14 08:38:11 2018
Response via : Initial Calibration

Compound	R.T.	QIon	Response	Conc	Units	Dev(Min)
106) Ethanol	5.718	45	22988	410.98	ug/L	95
107) Acrolein	6.393	56	69264	88.42	ug/L	97
108) Tert Butyl Alcohol	7.664	59	110157	208.56	ug/L	87
109) Isobutyl alcohol	11.391	42	37620	371.43	ug/L #	84
110) Tert Amyl Alcohol	11.513	59	62654	217.74	ug/L	87
111) 1,4-Dioxane	12.711	88	22824	448.75	ug/L	87
112) 3,3-dimethyl-1-butanol	14.365	57	395983	957.08	ug/L	95

(#) = qualifier out of range (m) = manual integration (+) = signals summed

Quantitation Report (QT Reviewed)

Data Path : C:\msdchem\1\data\JenniferF\12-20-2018\vy1551\
Data File : Y39066.D
Acq On : 19 Dec 2018 2:57 am
Operator : eileeng
Sample : FA60039-8ms,25x Inst : MSVOA14-Y
Misc : MS42152,VY1551,,,,,25
ALS Vial : 44 Sample Multiplier: 1

Quant Method : C:\msdchem\1\METHODS\Y-nov0818w.M
Quant Results File: Y-nov0818w.RES
Quant Time: Dec 19 23:24:33 2018
Quant Title : SW-846 Method 5035A/8260B
QLast Update : Fri Sep 14 08:38:11 2018
Response via : Initial Calibration

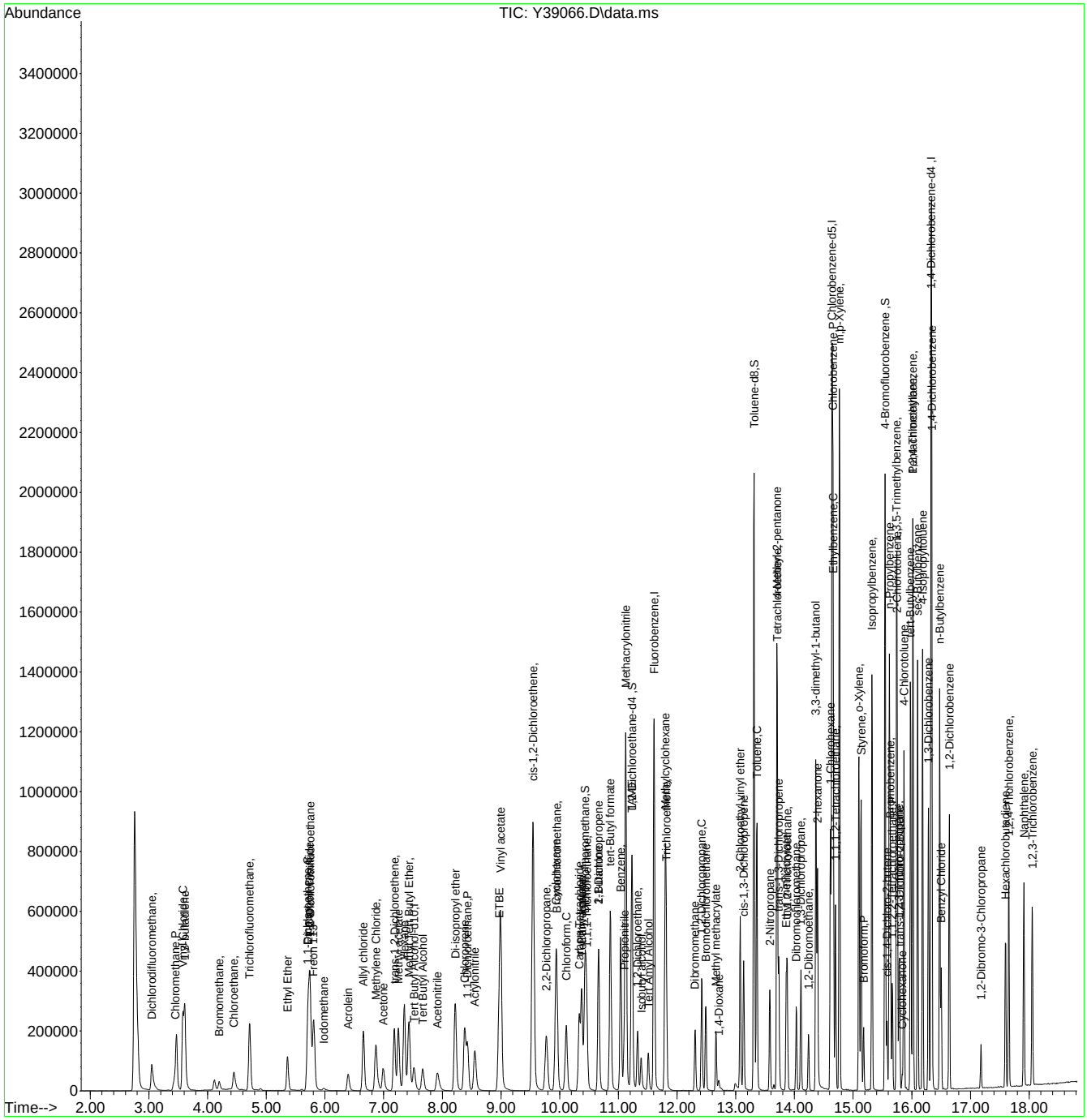

Quantitation Report (QT Reviewed)

Data Path : C:\msdchem\1\data\JenniferF\12-20-2018\vy1551\
Data File : Y39067.D
Acq On : 19 Dec 2018 3:23 am
Operator : eileeng
Sample : FA60039-8msd,25x Inst : MSVOA14-Y
Misc : MS42152,VY1551,,,,,25
ALS Vial : 44 Sample Multiplier: 1

Quant Method : C:\msdchem\1\METHODS\Y-nov0818w.M
Quant Results File: Y-nov0818w.RES
Quant Time: Dec 19 23:24:38 2018
Quant Title : SW-846 Method 5035A/8260B
QLast Update : Fri Sep 14 08:38:11 2018
Response via : Initial Calibration

Compound	R.T.	QIon	Response	Conc	Units	Dev(Min)
Internal Standards						
1) Fluorobenzene	11.607	96	1025573	50.00	ug/L	0.00
56) Chlorobenzene-d5	14.641	117	909156	50.00	ug/L	0.00
78) 1,4-Dichlorobenzene-d4	16.332	152	496928	50.00	ug/L	0.00
105) Tert Butyl Alcohol-d10	7.520	65	104751	250.00	ug/L	0.00
System Monitoring Compounds						
36) Dibromofluoromethane	10.433	113	258600	54.84	ug/L	0.00
Spiked Amount 50.000	Range 83 - 118		Recovery = 109.68%			
46) 1,2-Dichloroethane-d4	11.236	65	345062	58.12	ug/L	0.00
Spiked Amount 50.000	Range 79 - 125		Recovery = 116.24%			
57) Toluene-d8	13.310	98	1065443	46.12	ug/L	0.00
Spiked Amount 50.000	Range 85 - 112		Recovery = 92.24%			
79) 4-Bromofluorobenzene	15.548	174	373356	49.47	ug/L	0.00
Spiked Amount 50.000	Range 83 - 118		Recovery = 98.94%			
Target Compounds						Qvalue
2) Dichlorodifluoromethane	3.044	85	131257	22.80	ug/L	97
3) Chloromethane	3.421	50	116556	19.93	ug/L	97
4) 1,3-butadiene	3.610	39	110118	23.45	ug/L	95
5) Vinyl Chloride	3.573	62	397231	73.02	ug/L	100
6) Bromomethane	4.194	94	19735	13.15	ug/L	95
7) Chloroethane	4.443	64	62472	27.31	ug/L	92
8) Trichlorofluoromethane	4.717	101	224854	31.03	ug/L	100
9) Ethyl Ether	5.361	59	78261	23.80	ug/L	98
10) 1,2-Dichlorotrifluoroe...	5.751	67	136587	28.54	ug/L	86
11) 1,1-Dichloroethene	5.708	61	171340	25.77	ug/L	97
12) Freon 113	5.811	101	114281	26.09	ug/L	98
13) Carbon Disulfide	5.732	76	314375	25.66	ug/L	95
14) Iodomethane	5.976	142	20340	14.27	ug/L	93
15) Allyl chloride	6.657	41	151884	21.99	ug/L #	80
16) Methylene Chloride	6.863	49	138552	23.56	ug/L	95
17) Acetone	6.991	43	141073	129.11	ug/L	95
18) Methyl acetate	7.253	43	337303	119.65	ug/L	96
19) trans-1,2-Dichloroethene	7.180	61	149004	24.86	ug/L	97
20) Hexane	7.350	56	85097	22.09	ug/L	90
21) Methyl Tert Butyl Ether	7.429	73	312899	26.60	ug/L	93
22) Acetonitrile	7.916	41	116348	218.08	ug/L	98
23) Di-isopropyl ether	8.220	45	322582	22.05	ug/L	93
24) Chloroprene	8.384	53	165923	28.12	ug/L	95
25) 1,1-Dichloroethane	8.426	63	198768	26.38	ug/L	98
26) Acrylonitrile	8.554	53	161387	120.76	ug/L	96
27) ETBE	8.968	59	301012	23.13	ug/L	95
28) Vinyl acetate	8.998	43	967983	108.58	ug/L	96
29) cis-1,2-Dichloroethene	9.545	96	545381	119.49	ug/L	99
30) 2,2-Dichloropropane	9.770	77	164471	24.17	ug/L	97
31) Bromochloromethane	9.953	128	56647	27.92	ug/L #	79
32) Cyclohexane	9.941	56	199623	23.99	ug/L	91
33) Chloroform	10.111	83	201222	27.29	ug/L	98
34) Ethyl acetate	10.372	43	423965	119.01	ug/L	98
35) Tetrahydrofuran	10.385	42	58399	22.47	ug/L	86
37) Carbon Tetrachloride	10.336	117	185991	30.93	ug/L	99
38) 1,1,1-Trichloroethane	10.458	97	205579	28.47	ug/L	97
39) 2-Butanone	10.658	43	191752	118.03	ug/L	99
40) 1,1-Dichloropropene	10.664	75	156987	25.86	ug/L	96
41) tert-Butyl formate	10.865	59	236580	180.28	ug/L	94
42) Propionitrile	11.096	54	117792	241.25	ug/L	98

Quantitation Report (QT Reviewed)

Data Path : C:\msdchem\1\data\JenniferF\12-20-2018\vy1551\
Data File : Y39067.D
Acq On : 19 Dec 2018 3:23 am
Operator : eileeng
Sample : FA60039-8msd,25x Inst : MSVOA14-Y
Misc : MS42152,VY1551,,,,,25
ALS Vial : 44 Sample Multiplier: 1

Quant Method : C:\msdchem\1\METHODS\Y-nov0818w.M
Quant Results File: Y-nov0818w.RES
Quant Time: Dec 19 23:24:38 2018
Quant Title : SW-846 Method 5035A/8260B
QLast Update : Fri Sep 14 08:38:11 2018
Response via : Initial Calibration

	Compound	R.T.	QIon	Response	Conc	Units		Dev(Min)
43)	Methacrylonitrile	11.126	41	556503	243.82	ug/L		95
44)	Benzene	11.041	78	435725	23.91	ug/L		96
45)	TAME	11.224	73	287336	24.22	ug/L		97
47)	1,2-Dichloroethane	11.327	62	159683	27.92	ug/L		95
48)	Trichloroethene	11.814	95	119799	26.63	ug/L		97
49)	Methylcyclohexane	11.795	83	226606	26.55	ug/L		98
50)	Dibromomethane	12.306	93	63786	27.48	ug/L		94
51)	1,2-Dichloropropane	12.422	63	104700	24.17	ug/L		85
52)	Bromodichloromethane	12.489	83	147216	28.25	ug/L		97
53)	Methyl methacrylate	12.665	41	74854	24.16	ug/L		95
54)	2-Chloroethyl vinyl ether	13.079	63	151148	78.18	ug/L		98
55)	cis-1,3-Dichloropropene	13.133	75	176696	24.54	ug/L		97
58)	Toluene	13.358	91	487057	21.92	ug/L		99
59)	2-Nitropropane	13.583	41	148077	116.34	ug/L		96
60)	4-Methyl-2-pentanone	13.699	43	430053	107.86	ug/L		96
61)	trans-1,3-Dichloropropene	13.735	75	159398	23.12	ug/L		96
62)	Tetrachloroethene	13.711	166	134539	23.36	ug/L		98
63)	Ethyl methacrylate	13.857	69	116840	19.71	ug/L		96
64)	1,1,2-Trichloroethane	13.875	83	74183	22.39	ug/L		92
65)	Dibromochloromethane	14.033	129	107708	24.47	ug/L		99
66)	1,3-Dichloropropane	14.112	76	165285	21.40	ug/L		97
67)	1,2-Dibromoethane	14.240	107	93448	23.52	ug/L		99
68)	2-hexanone	14.392	43	372441	106.55	ug/L		95
69)	1-Chlorohexane	14.611	91	183464	23.52	ug/L		95
70)	Ethylbenzene	14.660	91	577349	22.45	ug/L		100
71)	Chlorobenzene	14.654	112	304301	22.14	ug/L		98
72)	1,1,1,2-Tetrachloroethane	14.702	131	118300	24.86	ug/L		94
73)	m,p-Xylene	14.769	91	925415	46.18	ug/L		99
74)	o-Xylene	15.098	91	471958	23.07	ug/L		98
75)	Styrene	15.134	104	327823	22.63	ug/L		97
76)	Bromoform	15.183	173	65350	22.74	ug/L		97
77)	Isopropylbenzene	15.323	105	611760	24.02	ug/L		99
80)	cis-1,4-Dichloro-2-butene	15.578	53	34132	21.55	ug/L	#	85
81)	n-Propylbenzene	15.621	91	719189	21.81	ug/L		94
82)	Bromobenzene	15.639	156	137345	22.17	ug/L		98
83)	1,1,2,2-Tetrachloroethane	15.669	83	109374	22.22	ug/L		96
84)	1,3,5-Trimethylbenzene	15.742	105	494608	22.34	ug/L		96
85)	2-Chlorotoluene	15.748	91	464911	22.54	ug/L		97
86)	trans-1,4-Dichloro-2-B...	15.791	53	31328	20.18	ug/L		91
87)	1,2,3-Trichloropropane	15.785	110	39804	23.09	ug/L		88
88)	Cyclohexanone	15.839	55	13606	31.20	ug/L		94
89)	4-Chlorotoluene	15.870	91	432302	22.00	ug/L		92
90)	tert-Butylbenzene	15.979	91	309711	23.25	ug/L		97
91)	1,2,4-Trimethylbenzene	16.022	105	488757	21.62	ug/L		97
92)	Pentachloroethane	16.022	167	79967	24.52	ug/L		91
93)	sec-Butylbenzene	16.101	105	660287	22.20	ug/L		98
94)	4-Isopropyltoluene	16.186	119	566541	22.34	ug/L		100
95)	1,3-Dichlorobenzene	16.283	146	267406	21.74	ug/L		99
96)	1,4-Dichlorobenzene	16.344	146	257611	21.36	ug/L		98
97)	n-Butylbenzene	16.478	92	272795	20.97	ug/L		93
98)	Benzyl Chloride	16.502	126	36334	14.60	ug/L		97
99)	1,2-Dichlorobenzene	16.642	146	247009	21.58	ug/L		96
100)	1,2-Dibromo-3-Chloropr...	17.177	75	24147	21.95	ug/L		97
101)	Hexachlorobutadiene	17.597	225	67244	21.23	ug/L		92
102)	1,2,4-Trichlorobenzene	17.652	180	168494	22.85	ug/L		97
103)	Naphthalene	17.913	128	401970	22.59	ug/L		99
104)	1,2,3-Trichlorobenzene	18.053	180	154402	23.78	ug/L		97

Quantitation Report (QT Reviewed)

Data Path : C:\msdchem\1\data\JenniferF\12-20-2018\vy1551\
Data File : Y39067.D
Acq On : 19 Dec 2018 3:23 am
Operator : eileeng
Sample : FA60039-8msd,25x Inst : MSVOA14-Y
Misc : MS42152,VY1551,,,,,25
ALS Vial : 44 Sample Multiplier: 1

Quant Method : C:\msdchem\1\METHODS\Y-nov0818w.M
Quant Results File: Y-nov0818w.RES
Quant Time: Dec 19 23:24:38 2018
Quant Title : SW-846 Method 5035A/8260B
QLast Update : Fri Sep 14 08:38:11 2018
Response via : Initial Calibration

Compound	R.T.	QIon	Response	Conc	Units	Dev(Min)
106) Ethanol	5.708	45	22287	428.64	ug/L	99
107) Acrolein	6.395	56	65640	90.15	ug/L	98
108) Tert Butyl Alcohol	7.666	59	109009	222.02	ug/L	90
109) Isobutyl alcohol	11.388	42	34804	369.66	ug/L #	86
110) Tert Amyl Alcohol	11.510	59	57206	213.87	ug/L	82
111) 1,4-Dioxane	12.708	88	21732	459.62	ug/L	87
112) 3,3-dimethyl-1-butanol	14.368	57	368553	958.25	ug/L	92

(#) = qualifier out of range (m) = manual integration (+) = signals summed

Quantitation Report (QT Reviewed)

Data Path : C:\msdchem\1\data\JenniferF\12-20-2018\vy1551\
Data File : Y39067.D
Acq On : 19 Dec 2018 3:23 am
Operator : eileeng
Sample : FA60039-8msd,25x Inst : MSVOA14-Y
Misc : MS42152,VY1551,,,,,25
ALS Vial : 44 Sample Multiplier: 1

Quant Method : C:\msdchem\1\METHODS\Y-nov0818w.M
Quant Results File: Y-nov0818w.RES
Quant Time: Dec 19 23:24:38 2018
Quant Title : SW-846 Method 5035A/8260B
QLast Update : Fri Sep 14 08:38:11 2018
Response via : Initial Calibration

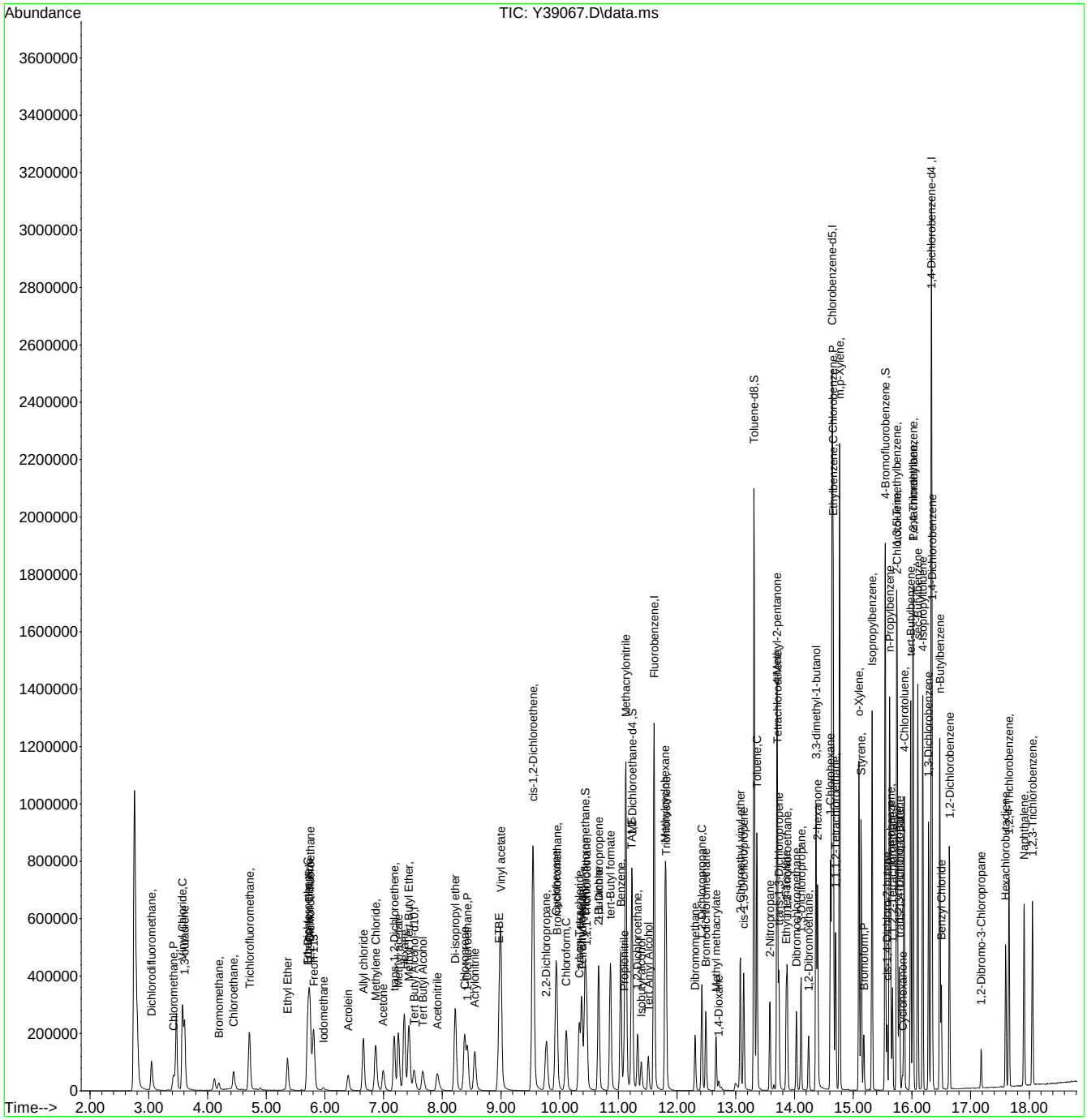

Manual Integrations APPROVED (compounds with "m" flag)
Melissa Mangual 12/21/18 12:02

Quantitation Report (QT Reviewed)

Data Path : C:\msdchem\1\data\BON\DECEMBER2018\12-21-18\v1a560\
Data File : 1A14714.D
Acq On : 19 Dec 2018 6:42 pm
Operator : stutip
Sample : FA60104-10MS
Misc : MS42166,V1A560,,,,,
ALS Vial : 23 Sample Multiplier: 1

Quant Time: Dec 20 20:43:57 2018
Quant Method : C:\msdchem\1\methods\2018-12-13APP91A.m
Quant Title : SW-846 Method 5035A/8260B
QLast Update : Mon Dec 17 15:07:57 2018
Response via : Initial Calibration

Compound	R.T.	QIon	Response	Conc	Units	Dev(Min)
Internal Standards						
1) Fluorobenzene	10.946	96	809701	50.00	ug/L	0.00
57) Chlorobenzene-d5	13.793	117	645073	50.00	ug/L	0.00
80) 1,4-Dichlorobenzene-d4	15.457	152	359604	50.00	ug/L	0.00
107) Tert Butyl Alcohol-d10	7.312	65	211195	250.00	ug/L	-0.01
System Monitoring Compounds						
36) Dibromofluoromethane	9.927	113	214597	51.10	ug/L	0.00
Spiked Amount 50.000	Range 83 - 118		Recovery = 102.20%			
46) 1,2-Dichloroethane-d4	10.610	65	239638	53.40	ug/L	0.00
Spiked Amount 50.000	Range 79 - 125		Recovery = 106.80%			
58) Toluene-d8	12.512	98	830805	48.43	ug/L	0.00
Spiked Amount 50.000	Range 85 - 112		Recovery = 96.86%			
59) a,a,a-Trifluorotoluene	11.842	146	3405	30.06	ug/L	0.00
Spiked Amount 250.000	Range 75 - 126		Recovery = 12.02%#			
81) 4-Bromofluorobenzene	14.677	174	282960	48.45	ug/L	0.00
Spiked Amount 50.000	Range 83 - 118		Recovery = 96.90%			
Target Compounds						Qvalue
2) Dichlorodifluoromethane	3.075	85	123422	23.71	ug/L	96
3) Chloromethane	3.459	50	149636m	22.30	ug/L	
4) 1,3-Butadiene	3.630	54	140494	28.93	ug/L	96
5) Vinyl Chloride	3.599	62	177998	35.52	ug/L	97
6) Bromomethane	4.203	94	24552	12.88	ug/L	95
7) Chloroethane	4.435	64	33867	23.57	ug/L	90
8) Trichlorofluoromethane	4.691	101	197982	27.04	ug/L	98
9) Ethyl Ether	5.331	59	111678	25.83	ug/L	92
10) 1,2-Dichlorotrifluoroe...	5.666	67	150452	31.33	ug/L	96
11) 1,1-Dichloroethene	5.660	61	193422	28.55	ug/L	96
12) Freon 113	5.751	101	126779	29.73	ug/L	97
13) Carbon Disulfide	5.709	76	334906	29.08	ug/L	95
14) Iodomethane	5.916	142	16630	5.14	ug/L	99
15) Allyl chloride	6.544	41	212431	29.06	ug/L	96
16) Methylene Chloride	6.739	49	189045	27.01	ug/L	86
17) Acetone	6.818	43	334463	139.99	ug/L	94
18) Methyl acetate	7.068	43	779481	138.56	ug/L	94
19) trans-1,2-Dichloroethene	7.056	61	180623	27.06	ug/L	94
20) Hexane	7.233	56	126705	27.95	ug/L	90
21) Methyl Tert Butyl Ether	7.263	73	355678	25.39	ug/L	84
22) Acetonitrile	7.660	41	297900	259.01	ug/L	98
23) Di-isopropyl ether	8.001	45	482871	26.48	ug/L	95
24) Chloroprene	8.178	53	204030	29.64	ug/L	90
25) 1,1-Dichloroethane	8.202	63	222846	27.73	ug/L	97
26) Acrylonitrile	8.269	53	383900	134.08	ug/L	98
27) ETBE	8.708	59	406436	24.58	ug/L	95
28) Vinyl acetate	8.696	43	1589892	128.43	ug/L	97
29) cis-1,2-Dichloroethene	9.232	96	152941	31.44	ug/L	90
30) 2,2-Dichloropropane	9.403	77	163477	25.24	ug/L	100
31) Bromochloromethane	9.549	128	67972	28.19	ug/L #	86
32) Cyclohexane	9.580	56	268570	28.53	ug/L	93
33) Chloroform	9.665	83	210188	26.84	ug/L	96
34) Ethyl acetate	9.836	43	1017515	132.92	ug/L	100
35) Tetrahydrofuran	9.897	42	86105	27.30	ug/L	94
37) Carbon Tetrachloride	9.885	117	160773	28.78	ug/L	98
38) 1,1,1-Trichloroethane	9.964	97	203073	27.18	ug/L	98
39) 2-Butanone	10.080	43	552251	137.65	ug/L	90
40) 1,1-Dichloropropene	10.141	75	164663	27.26	ug/L	89
41) tert-Butyl Formate	10.269	59	39759	8.71	ug/L #	68
42) Propionitrile	10.440	54	337332	260.15	ug/L	77
43) Methacrylonitrile	10.476	41	1215067	271.88	ug/L	99
44) Benzene	10.458	78	435757	25.84	ug/L	73
45) TAME	10.598	73	329967	24.54	ug/L	84
47) 1,2-Dichloroethane	10.689	62	176455	26.32	ug/L	96

Quantitation Report (QT Reviewed)

Data Path : C:\msdchem\1\data\BON\DECEMBER2018\12-21-18\v1a560\
Data File : 1A14714.D
Acq On : 19 Dec 2018 6:42 pm
Operator : stutip
Sample : FA60104-10MS
Misc : MS42166,V1A560,,,,,
ALS Vial : 23 Sample Multiplier: 1

Quant Time: Dec 20 20:43:57 2018
Quant Method : C:\msdchem\1\methods\2018-12-13APP91A.m
Quant Title : SW-846 Method 5035A/8260B
QLast Update : Mon Dec 17 15:07:57 2018
Response via : Initial Calibration

Compound	R.T.	QIon	Response	Conc	Units		Dev(Min)
48) Trichloroethene	11.147	95	131477	26.75	ug/L		98
49) Methylcyclohexane	11.147	83	204865	28.55	ug/L		87
50) Dibromomethane	11.592	93	75035	25.72	ug/L		96
51) 1,2-Dichloropropane	11.683	63	122694	25.91	ug/L		95
52) Ethyl Acrylate	11.878	55	9877	22.27	ug/L	#	76
53) Bromodichloromethane	11.750	83	138098	26.46	ug/L		96
54) Methyl methacrylate	11.878	41	153755	25.64	ug/L		85
55) 2-Chloroethyl vinyl ether	12.348	63	674	0.23	ug/L	#	27
56) cis-1,3-Dichloropropene	12.342	75	166105	22.86	ug/L		90
60) Toluene	12.561	91	500329	24.65	ug/L		97
61) 2-Nitropropane	12.738	41	225591	121.35	ug/L		92
62) 4-Methyl-2-pentanone	12.854	43	1097059	129.13	ug/L		97
63) trans-1,3-Dichloropropene	12.902	75	162506	24.23	ug/L		89
64) Tetrachloroethene	12.909	166	147054	25.73	ug/L		99
65) Ethyl methacrylate	13.006	69	164647	23.11	ug/L		81
66) 1,1,2-Trichloroethane	13.043	83	92787	24.29	ug/L		97
67) Dibromochloromethane	13.207	129	114153	23.91	ug/L		97
68) 1,3-Dichloropropane	13.268	76	182557	23.22	ug/L		88
69) 1,2-Dibromoethane	13.408	107	126032	24.27	ug/L		99
70) 2-hexanone	13.518	43	1096350	138.58	ug/L		81
71) 1-Chlorohexane	13.756	91	168283	26.64	ug/L		81
72) Ethylbenzene	13.805	91	559407	25.12	ug/L		100
73) Chlorobenzene	13.805	112	334910	24.78	ug/L		96
74) 1,1,1,2-Tetrachloroethane	13.847	131	118055	25.80	ug/L		98
75) m,p-Xylene	13.908	91	886901	50.26	ug/L		99
76) o-Xylene	14.231	91	445380	24.55	ug/L		99
77) Styrene	14.268	104	348700	24.16	ug/L		96
78) Bromoform	14.323	173	74843	23.19	ug/L		99
79) Isopropylbenzene	14.451	105	558168	26.30	ug/L		98
82) cis-1,4-Dichloro-2-butene	14.695	53	35213	16.95	ug/L	#	86
83) n-Propylbenzene	14.744	91	632797	24.19	ug/L		98
84) Bromobenzene	14.768	156	147722	23.93	ug/L		98
85) 1,1,2,2-Tetrachloroethane	14.786	83	176819	24.44	ug/L		99
86) 1,3,5-Trimethylbenzene	14.859	105	457224	24.31	ug/L		99
87) 2-Chlorotoluene	14.884	91	432056	24.13	ug/L		97
88) trans-1,4-Dichloro-2-B...	14.695	53	35213	16.95	ug/L		92
89) 1,2,3-Trichloropropane	14.902	110	60954	23.81	ug/L		98
90) Cyclohexanone	14.951	55	49593	118.87	ug/L		92
91) 4-Chlorotoluene	14.993	91	397041	23.61	ug/L		97
92) tert-Butylbenzene	15.103	91	257484	24.28	ug/L		96
93) 1,2,4-Trimethylbenzene	15.140	105	459505	23.81	ug/L		97
94) Pentachloroethane	15.146	167	75764	24.71	ug/L		89
95) sec-Butylbenzene	15.225	105	544271	24.79	ug/L		97
96) 4-Isopropyltoluene	15.304	119	498938	24.98	ug/L		100
97) 1,3-Dichlorobenzene	15.414	146	277744	24.36	ug/L		99
98) 1,4-Dichlorobenzene	15.469	146	280818	23.71	ug/L		97
99) n-Butylbenzene	15.597	92	235296	24.54	ug/L		98
100) Benzyl Chloride	15.621	126	60276	19.02	ug/L		98
101) 1,2-Dichlorobenzene	15.768	146	266359	23.90	ug/L		99
102) 1,2-Dibromo-3-Chloropr...	16.304	75	36715	23.09	ug/L		92
103) Hexachlorobutadiene	16.743	225	69578	25.68	ug/L		97
104) 1,2,4-Trichlorobenzene	16.798	180	172686	23.94	ug/L		99
105) Naphthalene	17.054	128	575787	23.01	ug/L		100
106) 1,2,3-Trichlorobenzene	17.206	180	169267	24.07	ug/L		97
108) Ethanol	5.648	45	58755	515.25	ug/L		96
109) Acrolein	6.276	56	159712	138.27	ug/L		98
110) Tert butyl alcohol	7.452	59	383942	323.89	ug/L		91
111) Isobutyl alcohol	10.708	42	151846	527.44	ug/L		96
112) Tert Amyl Alcohol	10.817	59	243048	257.34	ug/L		88
113) 1,4-Dioxane	11.933	88	53212	556.45	ug/L		87
114) 3,3-dimethyl-1-butanol	13.494	57	1514667	1448.93	ug/L		90

Quantitation Report (QT Reviewed)

Data Path : C:\msdchem\1\data\BON\DECEMBER2018\12-21-18\v1a560\
Data File : 1A14714.D
Acq On : 19 Dec 2018 6:42 pm
Operator : stutip
Sample : FA60104-10MS
Misc : MS42166,V1A560,,,,,
ALS Vial : 23 Sample Multiplier: 1

Quant Time: Dec 20 20:43:57 2018
Quant Method : C:\msdchem\1\methods\2018-12-13APP91A.m
Quant Title : SW-846 Method 5035A/8260B
QLast Update : Mon Dec 17 15:07:57 2018
Response via : Initial Calibration

Compound	R.T.	QIon	Response	Conc	Units	Dev(Min)

(#) = qualifier out of range (m) = manual integration (+) = signals summed

Quantitation Report (QT Reviewed)

Data Path : C:\msdchem\1\data\BON\DECEMBER2018\12-21-18\v1a560\
Data File : 1A14714.D
Acq On : 19 Dec 2018 6:42 pm
Operator : stutip
Sample : FA60104-10MS
Misc : MS42166,V1A560,,,,,
ALS Vial : 23 Sample Multiplier: 1

Quant Time: Dec 20 20:43:57 2018
Quant Method : C:\msdchem\1\methods\2018-12-13APP91A.m
Quant Title : SW-846 Method 5035A/8260B
QLast Update : Mon Dec 17 15:07:57 2018
Response via : Initial Calibration

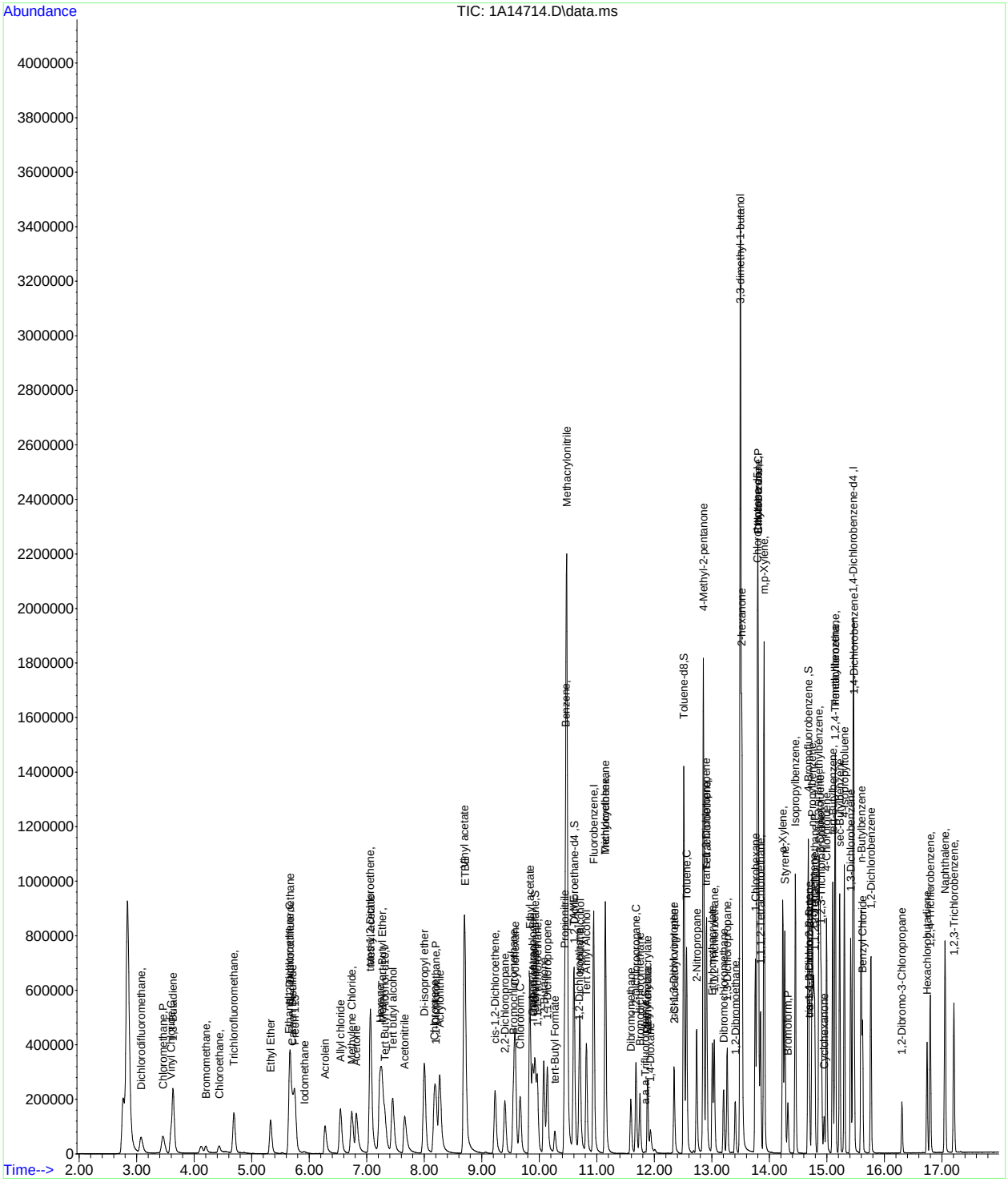

Manual Integration Approval Summary

Sample Number: FA60104-10MS
Lab FileID: 1A14714.D
Injection Time: 12/19/18 18:42

Method: SW846 8260B
Analyst approved: 12/20/18 20:53 Bon Umali
Supervisor approved: 12/21/18 12:02 Melissa Mangual

Parameter	CAS	Sig#	R.T. (min.)	Reason
Methyl Chloride	74-87-3		3.46	Poor instrument integration

Quantitation Report (Qedit)

Data Path : C:\msdchem\1\data\BON\DECEMBER2018\12-21-18\v1a560\
Data File : 1A14714.D
Acq On : 19 Dec 2018 6:42 pm
Operator : stutip
Sample : FA60104-10MS
Misc : MS42166,V1A560,,,,,
ALS Vial : 23 Sample Multiplier: 1

Quant Time: Dec 20 20:15:43 2018
Quant Method : C:\msdchem\1\methods\2018-12-13APP91A.m
Quant Title : SW-846 Method 5035A/8260B
QLast Update : Mon Dec 17 15:07:57 2018
Response via : Initial Calibration

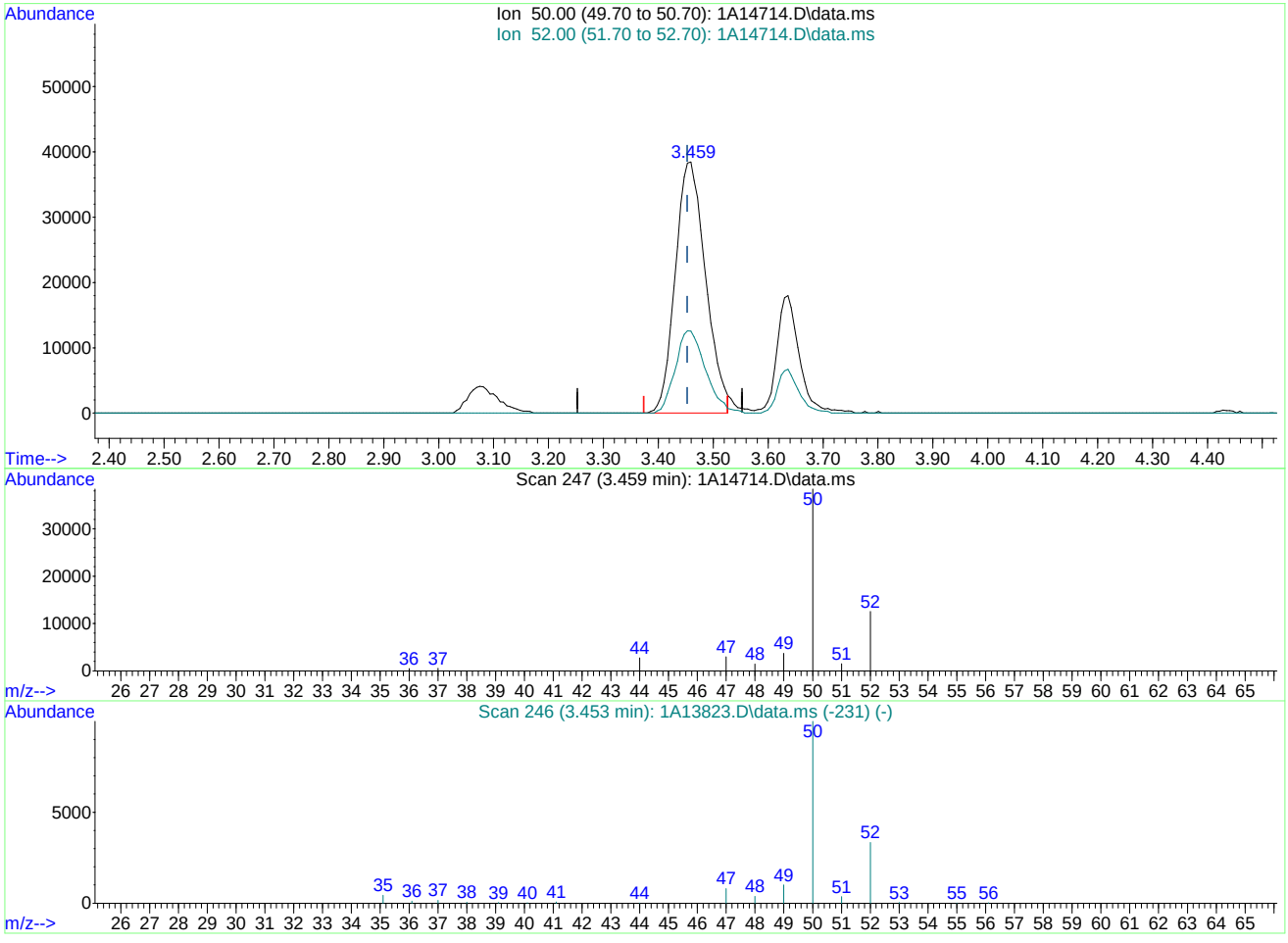

TIC: 1A14714.D\data.ms

(3) Chloromethane (P)

3.459min (+0.006) 21.93ug/L

response 147128

Ion	Exp%	Act%
50.00	100	100
52.00	33.30	32.65
0.00	0.00	0.00
0.00	0.00	0.00

Quantitation Report (Qedit)

Data Path : C:\msdchem\1\data\BON\DECEMBER2018\12-21-18\v1a560\
Data File : 1A14714.D
Acq On : 19 Dec 2018 6:42 pm
Operator : stutip
Sample : FA60104-10MS
Misc : MS42166,V1A560,,,,,
ALS Vial : 23 Sample Multiplier: 1

Quant Time: Dec 20 20:15:43 2018
Quant Method : C:\msdchem\1\methods\2018-12-13APP91A.m
Quant Title : SW-846 Method 5035A/8260B
QLast Update : Mon Dec 17 15:07:57 2018
Response via : Initial Calibration

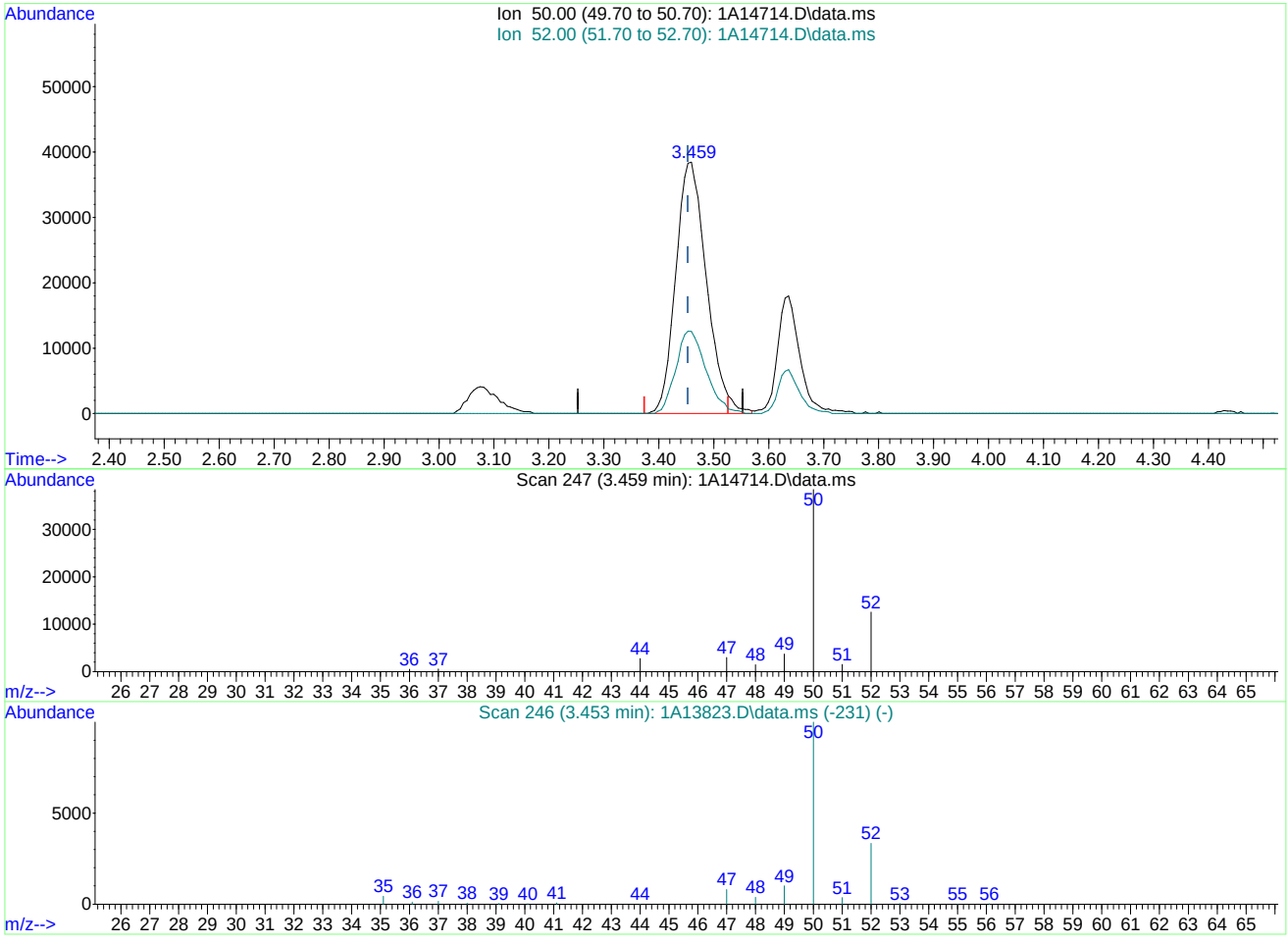

TIC: 1A14714.D\data.ms

(3) Chloromethane (P)

3.459min (+0.006) 22.30ug/L m

response 149636

Ion	Exp%	Act%
50.00	100	100
52.00	33.30	32.65
0.00	0.00	0.00
0.00	0.00	0.00

Manual Integrations APPROVED (compounds with "m" flag)
Melissa Mangual 12/21/18 12:02

Quantitation Report (QT Reviewed)

Data Path : C:\msdchem\1\data\BON\DECEMBER2018\12-21-18\v1a560\
Data File : 1A14715.D
Acq On : 19 Dec 2018 7:10 pm
Operator : stutip
Sample : FA60104-10MSD
Misc : MS42166,V1A560,,,,,
ALS Vial : 23 Sample Multiplier: 1

Quant Time: Dec 20 20:44:42 2018
Quant Method : C:\msdchem\1\methods\2018-12-13APP91A.m
Quant Title : SW-846 Method 5035A/8260B
QLast Update : Mon Dec 17 15:07:57 2018
Response via : Initial Calibration

Compound	R.T.	QIon	Response	Conc	Units	Dev(Min)
Internal Standards						
1) Fluorobenzene	10.946	96	855186	50.00	ug/L	0.00
57) Chlorobenzene-d5	13.793	117	677751	50.00	ug/L	0.00
80) 1,4-Dichlorobenzene-d4	15.457	152	375615	50.00	ug/L	0.00
107) Tert Butyl Alcohol-d10	7.306	65	224812	250.00	ug/L	-0.02
System Monitoring Compounds						
36) Dibromofluoromethane	9.927	113	229305	51.70	ug/L	0.00
Spiked Amount 50.000	Range 83 - 118		Recovery = 103.40%			
46) 1,2-Dichloroethane-d4	10.610	65	248307	52.38	ug/L	0.00
Spiked Amount 50.000	Range 79 - 125		Recovery = 104.76%			
58) Toluene-d8	12.512	98	873196	48.45	ug/L	0.00
Spiked Amount 50.000	Range 85 - 112		Recovery = 96.90%			
59) a,a,a-Trifluorotoluene	11.842	146	3337	28.04	ug/L	0.00
Spiked Amount 250.000	Range 75 - 126		Recovery = 11.22%#			
81) 4-Bromofluorobenzene	14.677	174	299621	49.12	ug/L	0.00
Spiked Amount 50.000	Range 83 - 118		Recovery = 98.24%			
Target Compounds						Qvalue
2) Dichlorodifluoromethane	3.075	85	125641	22.85	ug/L	98
3) Chloromethane	3.465	50	148141m	20.91	ug/L	
4) 1,3-Butadiene	3.636	54	150460	29.34	ug/L	96
5) Vinyl Chloride	3.599	62	189280	35.76	ug/L	95
6) Bromomethane	4.203	94	30171	14.99	ug/L	96
7) Chloroethane	4.435	64	36466	24.03	ug/L	94
8) Trichlorofluoromethane	4.697	101	199656	25.81	ug/L	98
9) Ethyl Ether	5.325	59	117549	25.74	ug/L	90
10) 1,2-Dichlorotrifluoroe...	5.666	67	151704	29.91	ug/L	95
11) 1,1-Dichloroethene	5.660	61	196109	27.41	ug/L	97
12) Freon 113	5.751	101	127840	28.39	ug/L	98
13) Carbon Disulfide	5.715	76	337628	27.76	ug/L	97
14) Iodomethane	5.922	142	32457	9.40	ug/L	96
15) Allyl chloride	6.544	41	216727	28.07	ug/L	95
16) Methylene Chloride	6.739	49	191428	25.90	ug/L	90
17) Acetone	6.818	43	344118	136.38	ug/L	97
18) Methyl acetate	7.062	43	807231	135.86	ug/L	93
19) trans-1,2-Dichloroethene	7.050	61	186107	26.40	ug/L	93
20) Hexane	7.227	56	125965	26.31	ug/L	91
21) Methyl Tert Butyl Ether	7.263	73	369454	24.97	ug/L	85
22) Acetonitrile	7.660	41	305036	251.11	ug/L	99
23) Di-isopropyl ether	8.001	45	503516	26.15	ug/L	96
24) Chloroprene	8.172	53	208670	28.70	ug/L	90
25) 1,1-Dichloroethane	8.208	63	227267	26.77	ug/L	97
26) Acrylonitrile	8.269	53	400066	132.30	ug/L	99
27) ETBE	8.702	59	424307	24.30	ug/L	94
28) Vinyl acetate	8.696	43	1644457	125.77	ug/L	97
29) cis-1,2-Dichloroethene	9.232	96	155429	30.25	ug/L	91
30) 2,2-Dichloropropane	9.403	77	164234	24.01	ug/L	100
31) Bromochloromethane	9.550	128	68314	26.82	ug/L #	84
32) Cyclohexane	9.574	56	271843	27.34	ug/L	92
33) Chloroform	9.665	83	216896	26.22	ug/L	95
34) Ethyl acetate	9.830	43	1056019	130.61	ug/L	99
35) Tetrahydrofuran	9.897	42	90475	27.16	ug/L	93
37) Carbon Tetrachloride	9.885	117	165790	28.10	ug/L	97
38) 1,1,1-Trichloroethane	9.964	97	206951	26.23	ug/L	97
39) 2-Butanone	10.074	43	576439	136.04	ug/L	90
40) 1,1-Dichloropropene	10.141	75	167762	26.29	ug/L	93
41) tert-Butyl Formate	10.275	59	33953	7.04	ug/L #	76
42) Propionitrile	10.440	54	345421	252.22	ug/L	77
43) Methacrylonitrile	10.476	41	1251696	265.18	ug/L	99
44) Benzene	10.452	78	444954	24.98	ug/L	82
45) TAME	10.598	73	345505	24.33	ug/L	84
47) 1,2-Dichloroethane	10.690	62	182389	25.76	ug/L	98

Quantitation Report (QT Reviewed)

Data Path : C:\msdchem\1\data\BON\DECEMBER2018\12-21-18\v1a560\
Data File : 1A14715.D
Acq On : 19 Dec 2018 7:10 pm
Operator : stutip
Sample : FA60104-10MSD
Misc : MS42166,V1A560,,,,,
ALS Vial : 23 Sample Multiplier: 1

Quant Time: Dec 20 20:44:42 2018
Quant Method : C:\msdchem\1\methods\2018-12-13APP91A.m
Quant Title : SW-846 Method 5035A/8260B
QLast Update : Mon Dec 17 15:07:57 2018
Response via : Initial Calibration

Compound	R.T.	QIon	Response	Conc	Units		Dev(Min)
48) Trichloroethene	11.147	95	134840	25.98	ug/L		97
49) Methylcyclohexane	11.147	83	205881	27.17	ug/L		88
50) Dibromomethane	11.592	93	77261	25.08	ug/L		94
51) 1,2-Dichloropropane	11.683	63	125687	25.13	ug/L		93
52) Ethyl Acrylate	11.878	55	10179	21.73	ug/L	#	74
53) Bromodichloromethane	11.750	83	141910	25.74	ug/L		98
54) Methyl methacrylate	11.878	41	164503	25.97	ug/L		85
56) cis-1,3-Dichloropropene	12.342	75	170902	22.27	ug/L		90
60) Toluene	12.561	91	508581	23.85	ug/L		99
61) 2-Nitropropane	12.738	41	233260	119.51	ug/L		93
62) 4-Methyl-2-pentanone	12.854	43	1136819	127.36	ug/L		97
63) trans-1,3-Dichloropropene	12.903	75	166519	23.63	ug/L		89
64) Tetrachloroethene	12.909	166	148275	24.70	ug/L		99
65) Ethyl methacrylate	13.006	69	173174	23.13	ug/L		80
66) 1,1,2-Trichloroethane	13.043	83	96377	24.02	ug/L		96
67) Dibromochloromethane	13.207	129	117194	23.39	ug/L		99
68) 1,3-Dichloropropane	13.268	76	186374	22.56	ug/L		89
69) 1,2-Dibromoethane	13.409	107	129729	23.78	ug/L		99
70) 2-hexanone	13.518	43	1142974	137.50	ug/L		81
71) 1-Chlorohexane	13.756	91	172499	25.99	ug/L		84
72) Ethylbenzene	13.805	91	562562	24.04	ug/L		99
73) Chlorobenzene	13.805	112	342951	24.15	ug/L		95
74) 1,1,1,2-Tetrachloroethane	13.847	131	122419	25.47	ug/L		98
75) m,p-Xylene	13.908	91	905366	48.84	ug/L		99
76) o-Xylene	14.232	91	459595	24.11	ug/L		98
77) Styrene	14.268	104	357910	23.60	ug/L		96
78) Bromoform	14.323	173	77031	22.75	ug/L		99
79) Isopropylbenzene	14.451	105	570535	25.58	ug/L		98
82) cis-1,4-Dichloro-2-butene	14.695	53	34351	15.89	ug/L	#	83
83) n-Propylbenzene	14.744	91	643073	23.54	ug/L		97
84) Bromobenzene	14.768	156	152122	23.59	ug/L		99
85) 1,1,2,2-Tetrachloroethane	14.786	83	183297	24.26	ug/L		97
86) 1,3,5-Trimethylbenzene	14.859	105	468570	23.85	ug/L		100
87) 2-Chlorotoluene	14.884	91	440301	23.54	ug/L		97
88) trans-1,4-Dichloro-2-B...	14.695	53	34351	15.89	ug/L		90
89) 1,2,3-Trichloropropane	14.902	110	63142	23.62	ug/L		97
90) Cyclohexanone	14.951	55	52129	119.62	ug/L		92
91) 4-Chlorotoluene	14.994	91	407210	23.19	ug/L		98
92) tert-Butylbenzene	15.103	91	258193	23.31	ug/L		97
93) 1,2,4-Trimethylbenzene	15.140	105	459589	22.80	ug/L		97
94) Pentachloroethane	15.146	167	77886	24.33	ug/L		88
95) sec-Butylbenzene	15.225	105	551358	24.04	ug/L		98
96) 4-Isopropyltoluene	15.304	119	501056	24.02	ug/L		99
97) 1,3-Dichlorobenzene	15.414	146	287991	24.18	ug/L		99
98) 1,4-Dichlorobenzene	15.469	146	287208	23.22	ug/L		98
99) n-Butylbenzene	15.597	92	238687	23.83	ug/L		99
100) Benzyl Chloride	15.621	126	63932	19.30	ug/L		97
101) 1,2-Dichlorobenzene	15.768	146	272641	23.43	ug/L		100
102) 1,2-Dibromo-3-Chloropr...	16.304	75	37328	22.51	ug/L		92
103) Hexachlorobutadiene	16.743	225	68900	24.35	ug/L		95
104) 1,2,4-Trichlorobenzene	16.798	180	173920	23.08	ug/L		100
105) Naphthalene	17.054	128	598361	22.90	ug/L		99
106) 1,2,3-Trichlorobenzene	17.207	180	171327	23.33	ug/L		98
108) Ethanol	5.642	45	63078	519.65	ug/L		99
109) Acrolein	6.270	56	167569	136.29	ug/L		99
110) Tert butyl alcohol	7.446	59	414431	328.43	ug/L		94
111) Isobutyl alcohol	10.708	42	161197	526.00	ug/L		97
112) Tert Amyl Alcohol	10.818	59	260138	258.75	ug/L		89
113) 1,4-Dioxane	11.933	88	55310	543.35	ug/L		80
114) 3,3-dimethyl-1-butanol	13.494	57	1607942	1444.99	ug/L		91

(#) = qualifier out of range (m) = manual integration (+) = signals summed

Quantitation Report (QT Reviewed)

Data Path : C:\msdchem\1\data\BON\DECEMBER2018\12-21-18\v1a560\
Data File : 1A14715.D
Acq On : 19 Dec 2018 7:10 pm
Operator : stutip
Sample : FA60104-10MSD
Misc : MS42166,V1A560,,,,,
ALS Vial : 23 Sample Multiplier: 1

Quant Time: Dec 20 20:44:42 2018
Quant Method : C:\msdchem\1\methods\2018-12-13APP91A.m
Quant Title : SW-846 Method 5035A/8260B
QLast Update : Mon Dec 17 15:07:57 2018
Response via : Initial Calibration

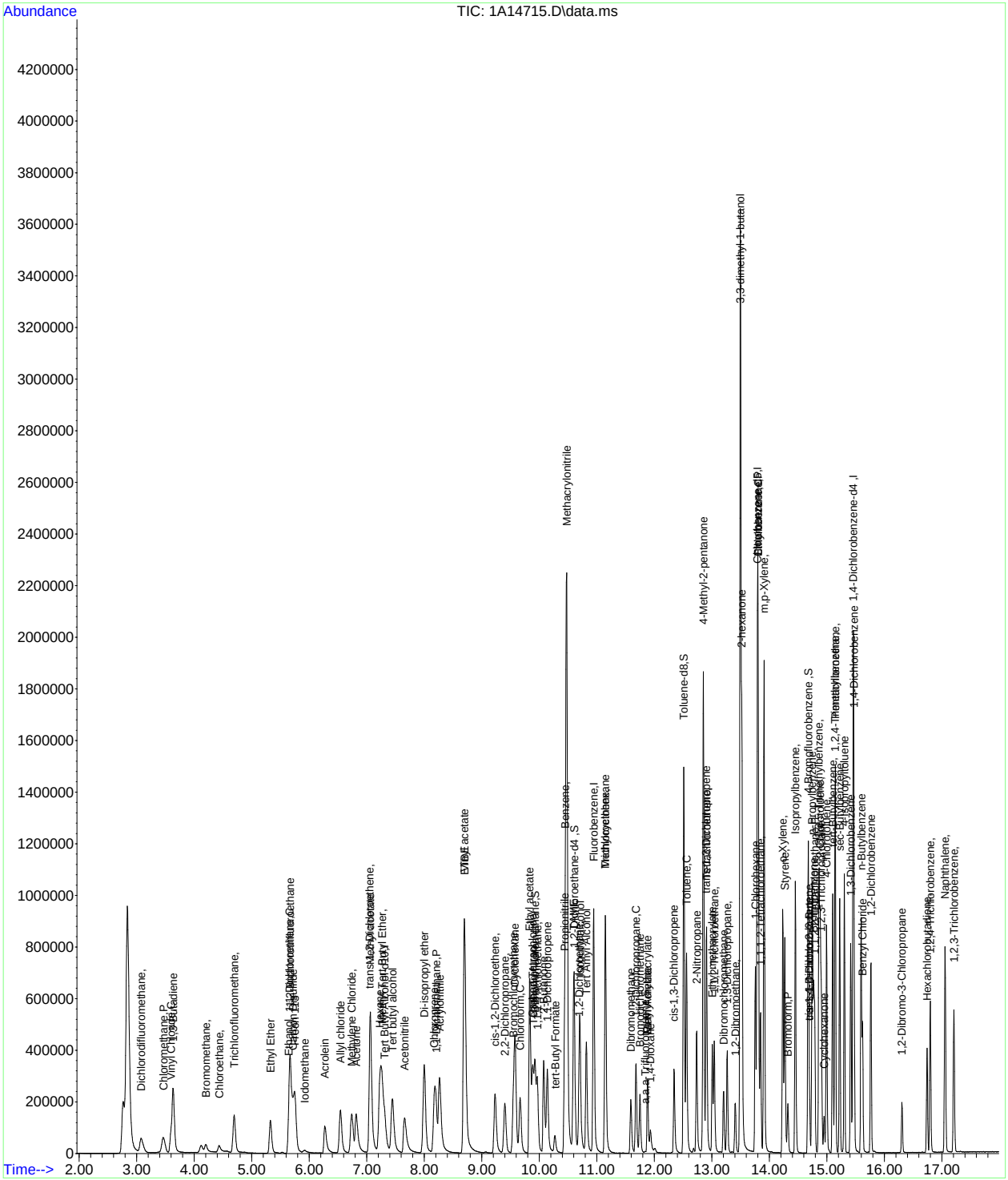

Manual Integration Approval Summary

Sample Number: FA60104-10MSD
Lab FileID: 1A14715.D
Injection Time: 12/19/18 19:10
Method: SW846 8260B
Analyst approved: 12/20/18 20:53 Bon Umali
Supervisor approved: 12/21/18 12:02 Melissa Mangual

Parameter	CAS	Sig#	R.T. (min.)	Reason
Methyl Chloride	74-87-3		3.47	Poor instrument integration

Quantitation Report (Qedit)

Data Path : C:\msdchem\1\data\BON\DECEMBER2018\12-21-18\v1a560\
Data File : 1A14715.D
Acq On : 19 Dec 2018 7:10 pm
Operator : stutip
Sample : FA60104-10MSD
Misc : MS42166,V1A560,,,,,
ALS Vial : 23 Sample Multiplier: 1

Quant Time: Dec 20 20:15:46 2018
Quant Method : C:\msdchem\1\methods\2018-12-13APP91A.m
Quant Title : SW-846 Method 5035A/8260B
QLast Update : Mon Dec 17 15:07:57 2018
Response via : Initial Calibration

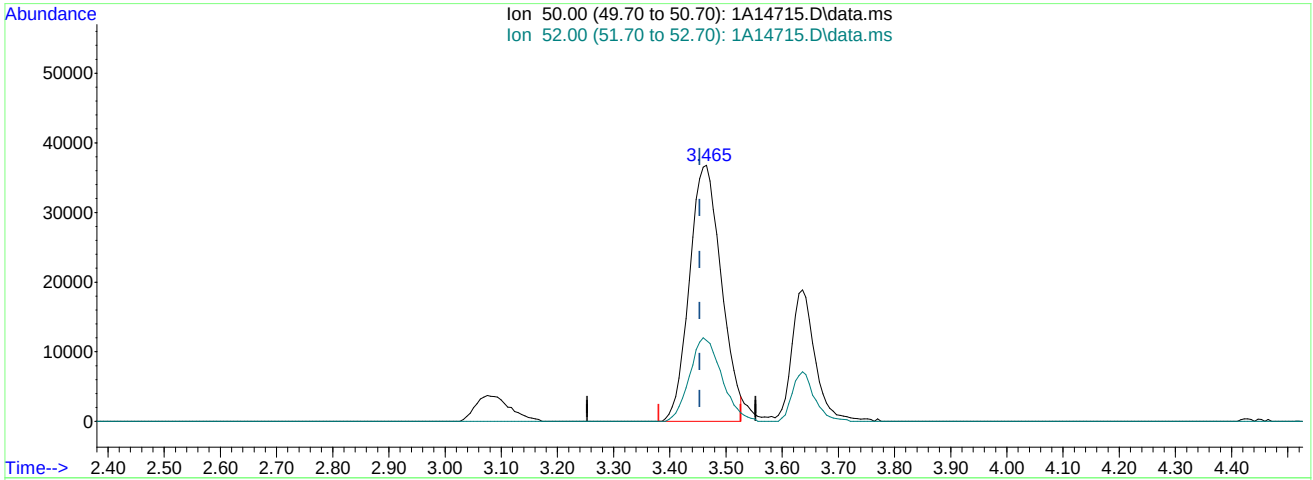

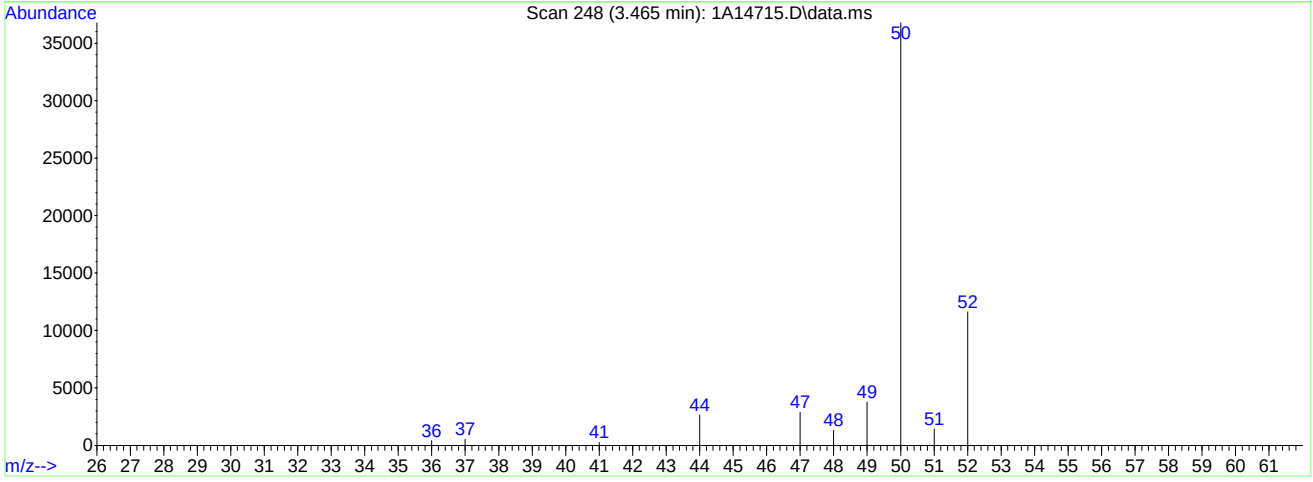

TIC: 1A14715.D\data.ms

(3) Chloromethane (P)

3.465min (+0.012) 20.42ug/L

response 144674

Ion	Exp%	Act%
50.00	100	100
52.00	33.30	31.61
0.00	0.00	0.00
0.00	0.00	0.00

Quantitation Report (Qedit)

Data Path : C:\msdchem\1\data\BON\DECEMBER2018\12-21-18\v1a560\
Data File : 1A14715.D
Acq On : 19 Dec 2018 7:10 pm
Operator : stutip
Sample : FA60104-10MSD
Misc : MS42166,V1A560,,,,,
ALS Vial : 23 Sample Multiplier: 1

Quant Time: Dec 20 20:15:46 2018
Quant Method : C:\msdchem\1\methods\2018-12-13APP91A.m
Quant Title : SW-846 Method 5035A/8260B
QLast Update : Mon Dec 17 15:07:57 2018
Response via : Initial Calibration

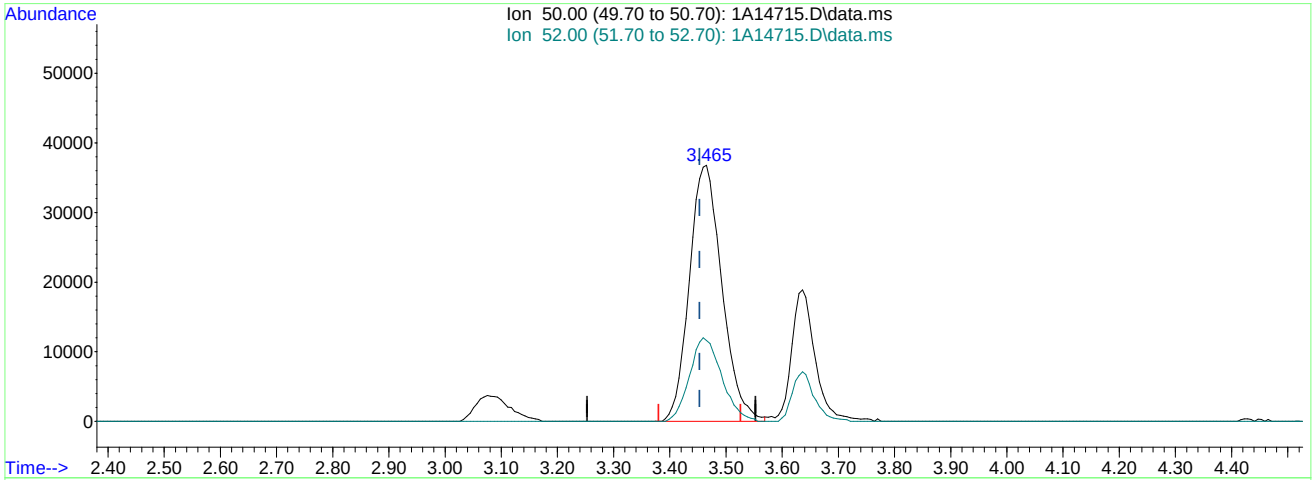

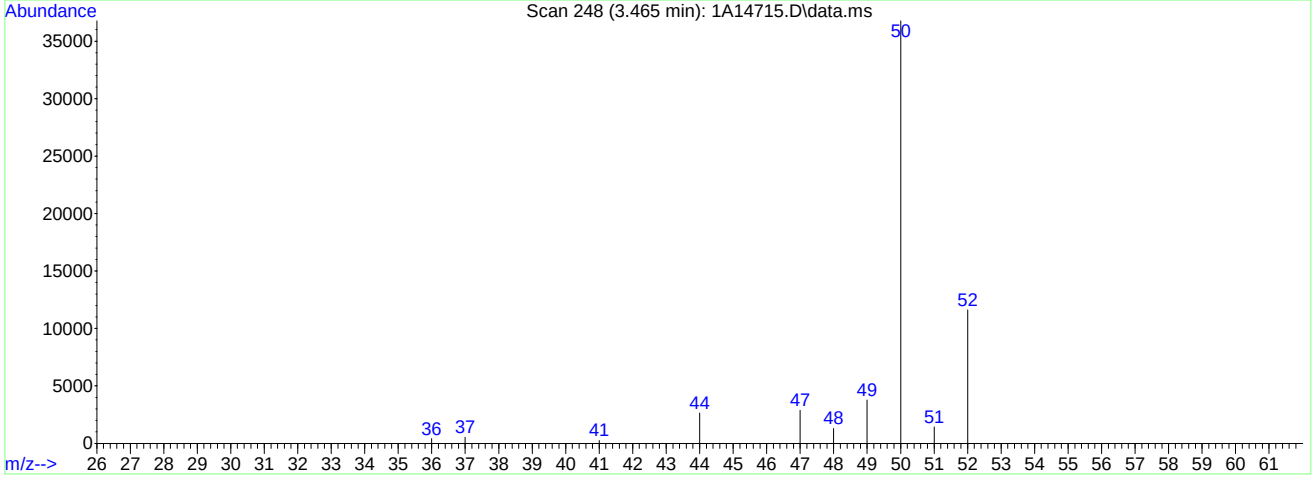

TIC: 1A14715.D\data.ms

(3) Chloromethane (P)

3.465min (+0.012) 20.91ug/L m

response 148141

Ion	Exp%	Act%
50.00	100	100
52.00	33.30	31.61
0.00	0.00	0.00
0.00	0.00	0.00

Methods: SW-846 8260B

Data File : C:\msdchem\1\DATA\121318\1A14477.D Vial: 3
Acq On : 13 Dec 2018 1:03 pm Operator: eileeng
Sample : BFB Inst : MSVOA17
Misc : MS42060,V1A552,,,,, Multiplr: 1.00
MS Integration Params: rteint.p

Method : C:\msdchem\1\MET...18-12-13APP91A.m (RTE Integrator)
Title : SW-846 Method 5035A/8260B

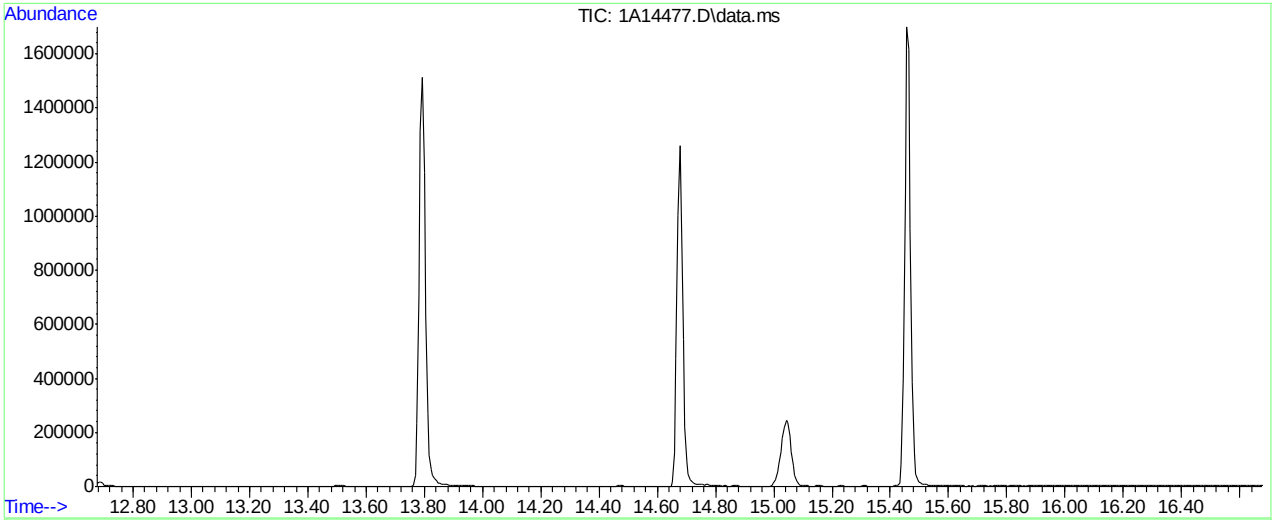

AutoFind: Scans 2086, 2087, 2088; Background Corrected with Scan 2079

Target Mass	Rel. to Mass	Lower Limit%	Upper Limit%	Rel. Abn%	Raw Abn	Result Pass/Fail
50	95	15	40	19.6	45184	PASS
75	95	30	60	45.3	104643	PASS
95	95	100	100	100.0	230912	PASS
96	95	5	9	6.9	15835	PASS
173	174	0.00	2	0.6	1085	PASS
174	95	50	100	84.6	195413	PASS
175	174	5	9	7.3	14174	PASS
176	174	95	101	96.6	188864	PASS
177	176	5	9	6.5	12231	PASS

1A14477.D 2018-12-13APP91A.m Fri Dec 14 08:42:49 2018

Methods: SW-846 8260B

Data File : C:\msdchem\1\data\BO...1-18\v1a560\1A14691.D Vial: 4
Acq On : 19 Dec 2018 7:59 am Operator: stutip
Sample : bfb Inst : MSVOA17
Misc : MS42155,V1A560,,,,, Multiplr: 1.00
MS Integration Params: rteint.p

Method : C:\msdchem\1\met...18-12-13APP91A.m (RTE Integrator)
Title : SW-846 Method 5035A/8260B

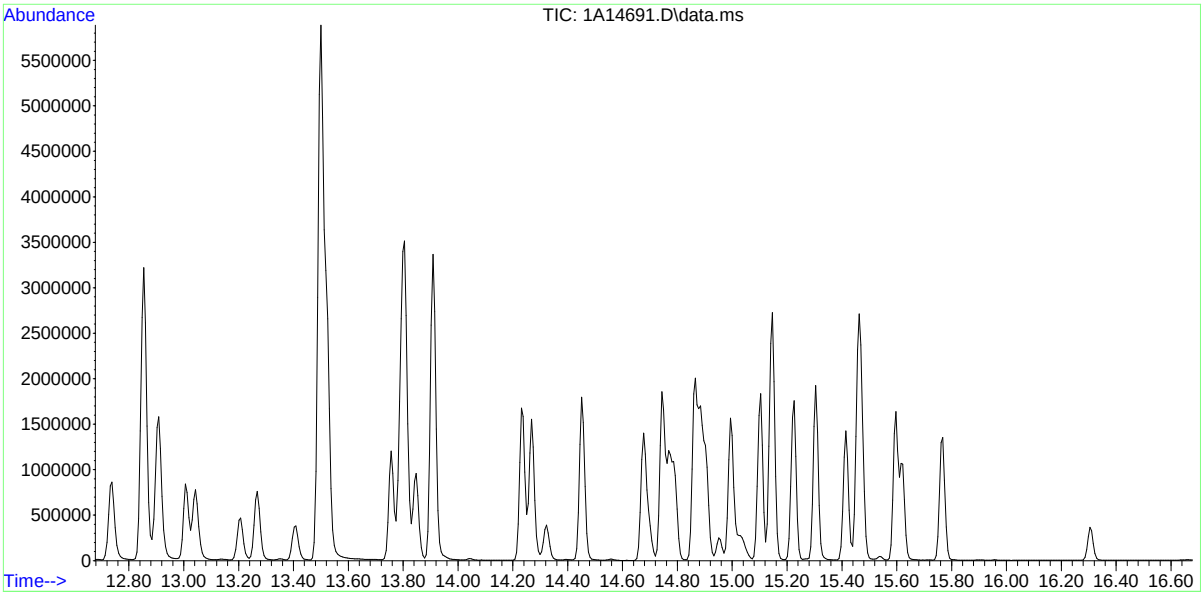

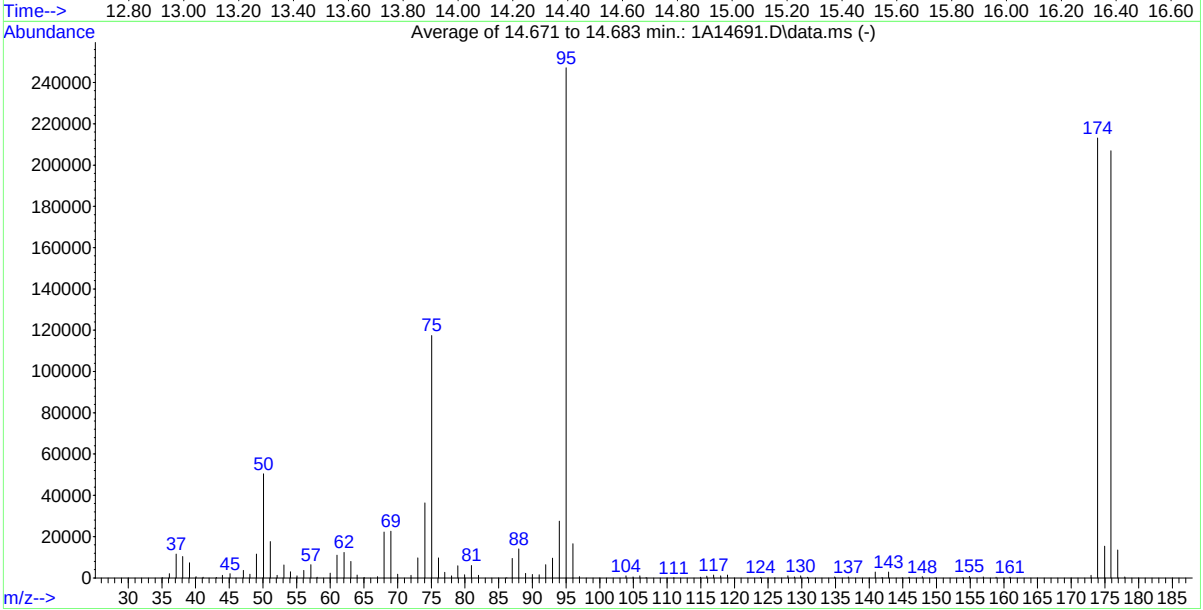

AutoFind: Scans 2086, 2087, 2088; Background Corrected with Scan 2079

Target Mass	Rel. to Mass	Lower Limit%	Upper Limit%	Rel. Abn%	Raw Abn	Result Pass/Fail
50	95	15	40	20.4	50387	PASS
75	95	30	60	47.5	117365	PASS
95	95	100	100	100.0	247104	PASS
96	95	5	9	6.7	16497	PASS
173	174	0.00	2	0.6	1217	PASS
174	95	50	100	86.2	213077	PASS
175	174	5	9	7.2	15428	PASS
176	174	95	101	97.1	206912	PASS
177	176	5	9	6.5	13548	PASS

1A14691.D 2018-12-13APP91A.m Thu Dec 20 20:16:42 2018

Quantitation Report (Qedit)

Data Path : C:\msdchem\1\data\BON\DECEMBER2018\12-21-18\v1a560\
Data File : 1A14691.D
Acq On : 19 Dec 2018 7:59 am
Operator : stutip
Sample : cc552-5
Misc : MS42155,V1A560,,,,,
ALS Vial : 4 Sample Multiplier: 1

Quant Time: Dec 20 20:14:33 2018
Quant Method : C:\msdchem\1\methods\2018-12-13APP91A.m
Quant Title : SW-846 Method 5035A/8260B
QLast Update : Mon Dec 17 15:07:57 2018
Response via : Initial Calibration

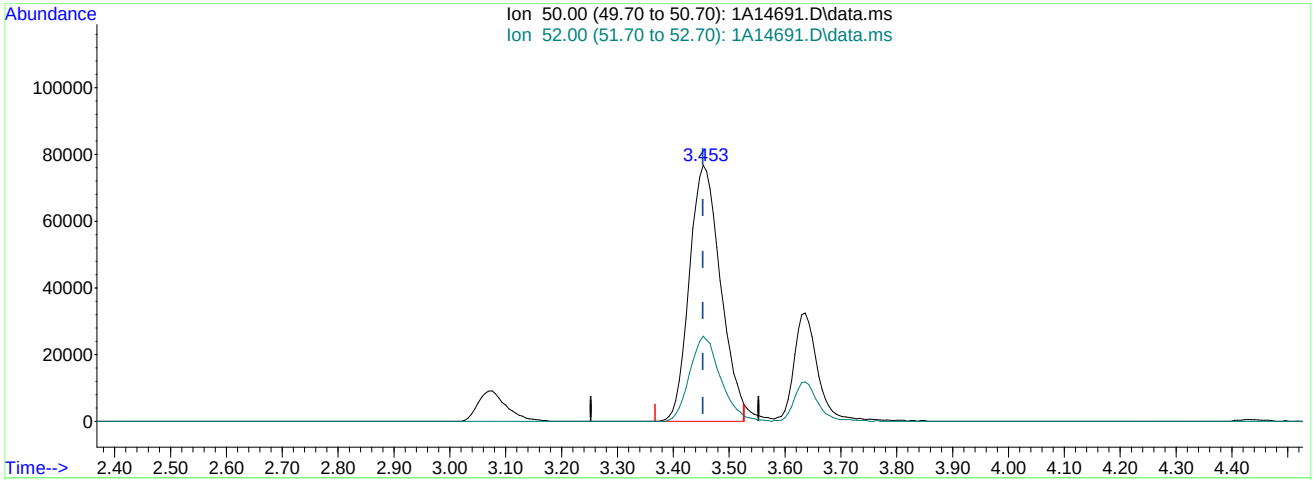

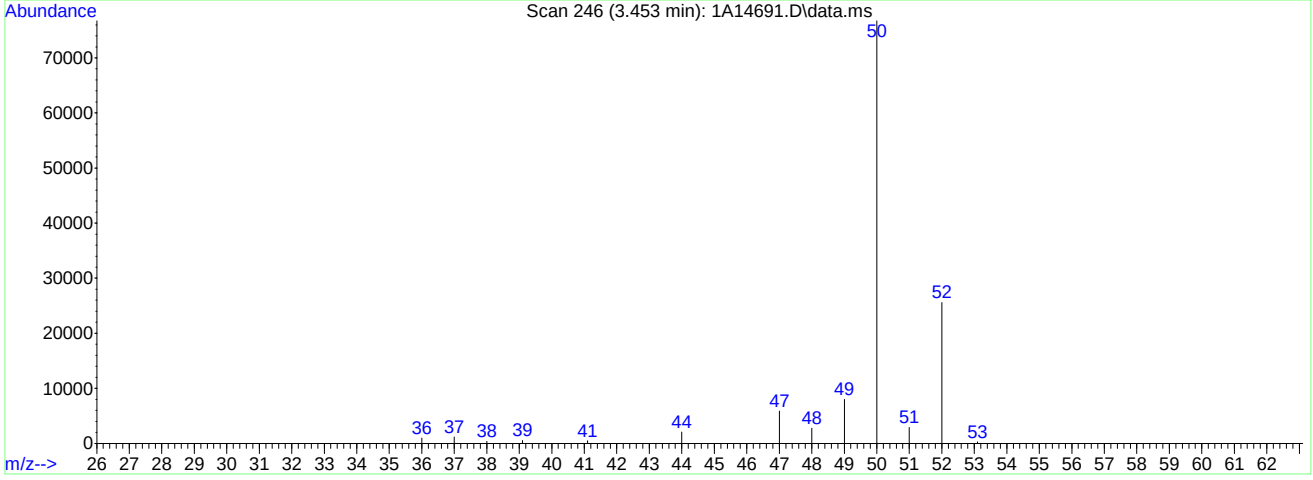

TIC: 1A14691.D\data.ms

(3) Chloromethane (P)

3.453min (+0.000) 37.85ug/L

response 297887

Ion	Exp%	Act%
50.00	100	100
52.00	33.30	33.35
0.00	0.00	0.00
0.00	0.00	0.00

Quantitation Report (Qedit)

Data Path : C:\msdchem\1\data\BON\DECEMBER2018\12-21-18\v1a560\
Data File : 1A14691.D
Acq On : 19 Dec 2018 7:59 am
Operator : stutip
Sample : cc552-5
Misc : MS42155,V1A560,,,,,
ALS Vial : 4 Sample Multiplier: 1

Quant Time: Dec 20 20:14:33 2018
Quant Method : C:\msdchem\1\methods\2018-12-13APP91A.m
Quant Title : SW-846 Method 5035A/8260B
QLast Update : Mon Dec 17 15:07:57 2018
Response via : Initial Calibration

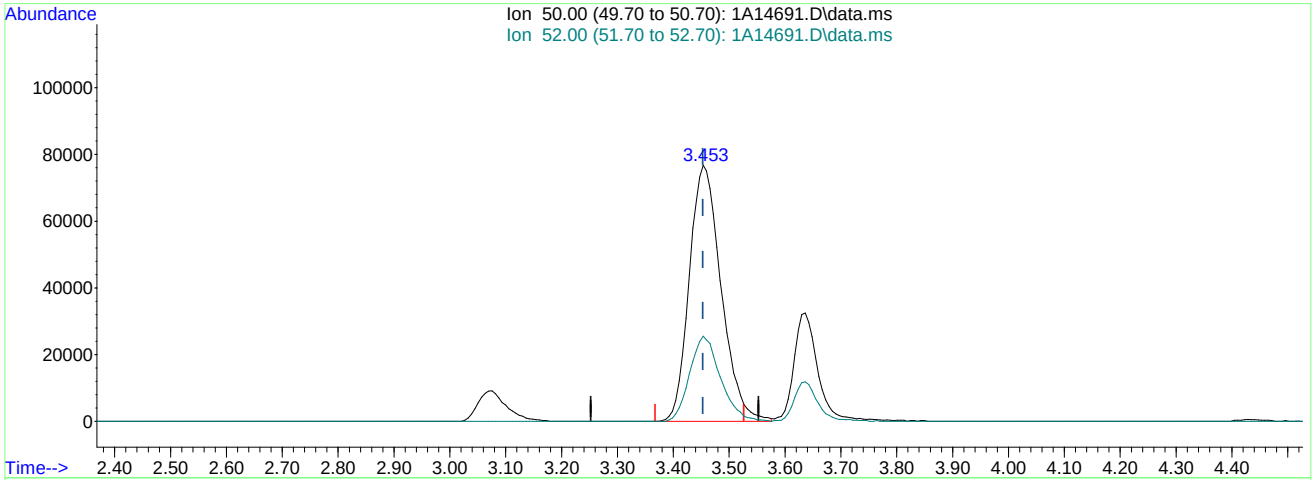

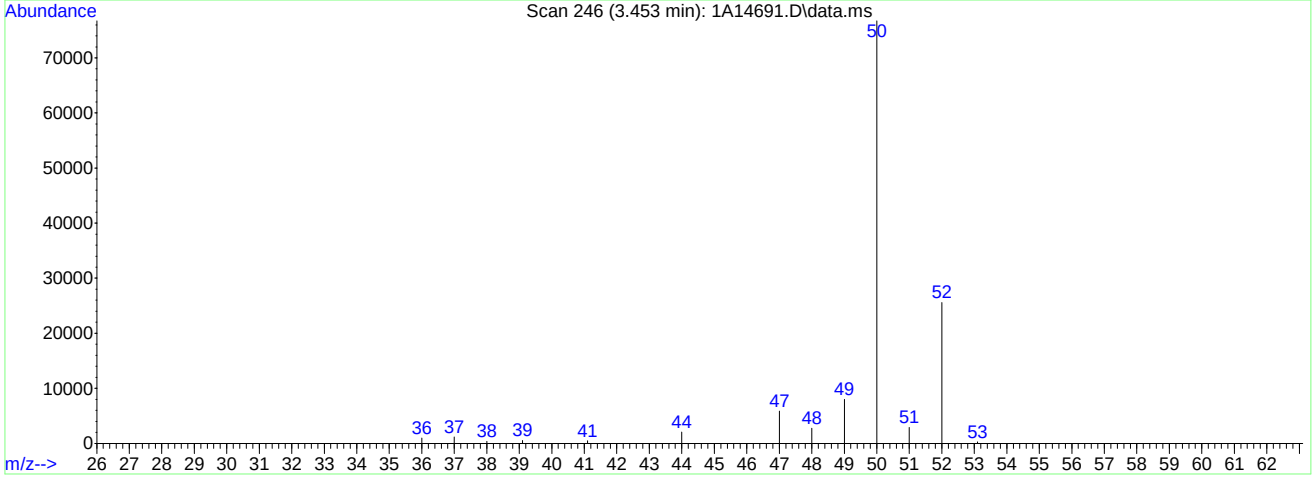

TIC: 1A14691.D\data.ms

(3) Chloromethane (P)

3.453min (+0.000) 38.56ug/L m

response 303499

Ion	Exp%	Act%
50.00	100	100
52.00	33.30	33.35
0.00	0.00	0.00
0.00	0.00	0.00

Methods: SW-846 8260B

```
Data File : C:\msdchem\1\data\2018-12-14\3C3150.D        Vial: 51
Acq On    : 14 Dec 2018  12:41 pm                    Operator: seanp
Sample    : BFB                                      Inst    : MSVOA19
Misc      : MS42099,V3C121,5.00,,,5,,                Multiplr: 1.00
MS Integration Params: rteint.p

Method    : C:\msdchem\1\met...2-14APP9-3C_AQ.m (RTE Integrator)
Title     : SW-846 Method 5035A/8260B
```

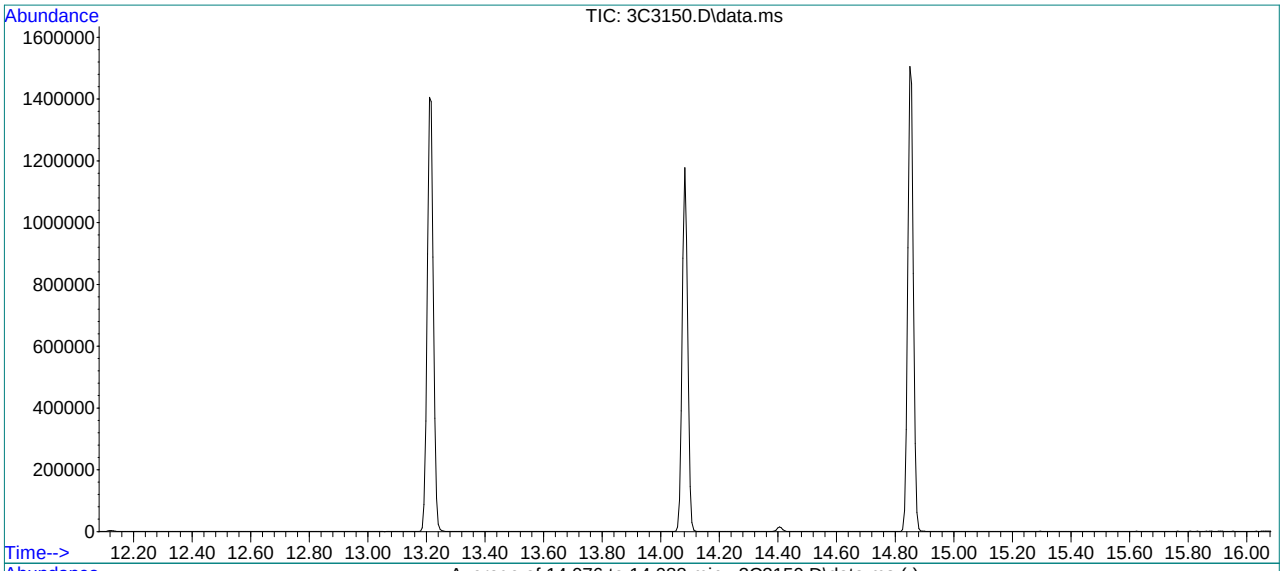

Spectrum Information: Average of 14.076 to 14.088 min.

Target Mass	Rel. to Mass	Lower Limit%	Upper Limit%	Rel. Abn%	Raw Abn	Result Pass/Fail
50	95	15	40	20.8	44880	PASS
75	95	30	60	49.2	106376	PASS
95	95	100	100	100.0	216192	PASS
96	95	5	9	6.8	14654	PASS
173	174	0.00	2	0.0	0	PASS
174	95	50	100	73.7	159269	PASS
175	174	5	9	7.4	11743	PASS
176	174	95	101	97.0	154472	PASS
177	176	5	9	6.3	9771	PASS

3C3150.D 2018-12-14APP9-3C_AQ.m Fri Dec 14 13:01:19 2018

Methods: SW-846 8260B

```
Data File : C:\msdchem\1\data\2018-12-17\3C3184.D        Vial: 51
Acq On    : 17 Dec 2018   2:29 pm                    Operator: seanp
Sample    : BFB                                      Inst    : MSVOA19
Misc      : MS42127,V3C121,5.00,,,5,,                Multiplr: 1.00
MS Integration Params: tiny.p

Method    : C:\msdchem\1\met...2-14APP9-3C_AQ.m (RTE Integrator)
Title     : SW-846 Method 5035A/8260B
```

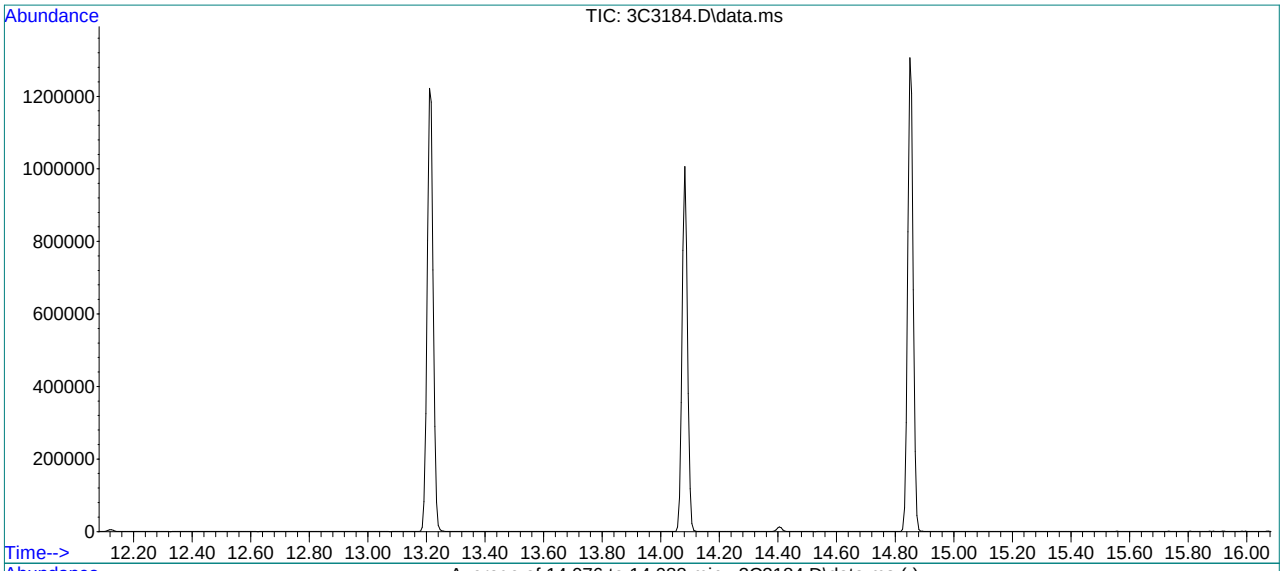

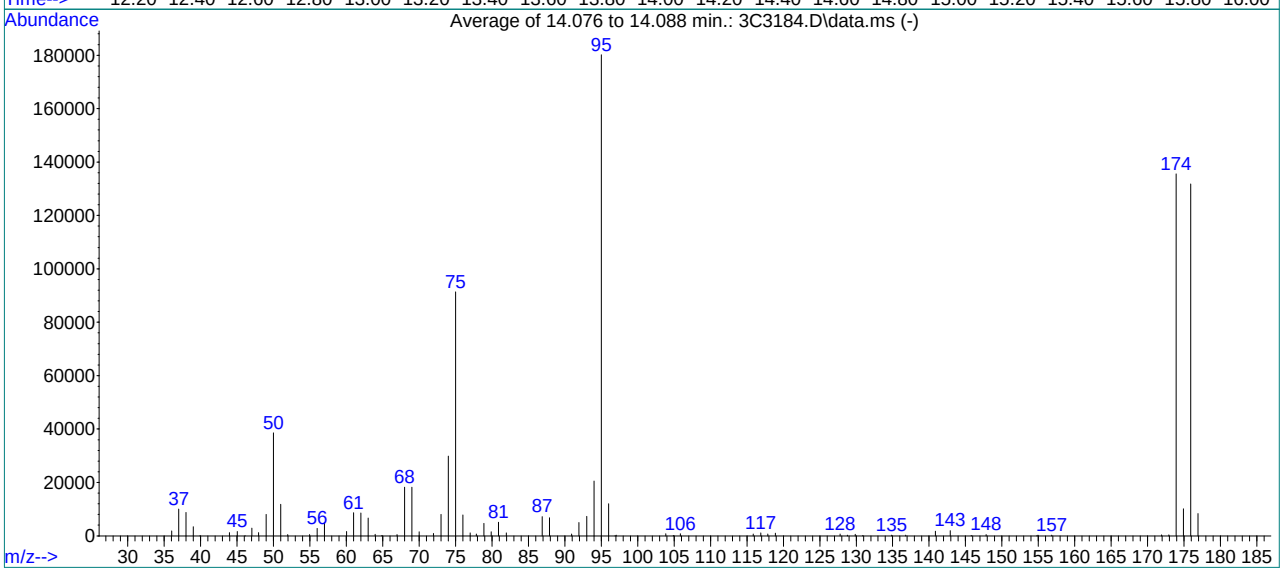

Spectrum Information: Average of 14.076 to 14.088 min.

Target Mass	Rel. to Mass	Lower Limit%	Upper Limit%	Rel. Abn%	Raw Abn	Result Pass/Fail
50	95	15	40	21.4	38568	PASS
75	95	30	60	50.7	91379	PASS
95	95	100	100	100.0	180139	PASS
96	95	5	9	6.7	12061	PASS
173	174	0.00	2	0.3	420	PASS
174	95	50	100	75.2	135536	PASS
175	174	5	9	7.5	10121	PASS
176	174	95	101	97.2	131808	PASS
177	176	5	9	6.4	8388	PASS

3C3184.D 2018-12-14APP9-3C_AQ.m Mon Dec 17 14:54:23 2018

Methods: SW-846 8260B

Data File : C:\msdchem\1\data\2018-12-18\3C3214.D Vial: 51
Acq On : 18 Dec 2018 11:38 am Operator: seanp
Sample : BFB Inst : MSVOA19
Misc : MS42126,V3C123,,,,, Multiplr: 1.00
MS Integration Params: tiny.p

Method : C:\msdchem\1\met...2-14APP9-3C_AQ.m (RTE Integrator)
Title : SW-846 Method 5035A/8260B

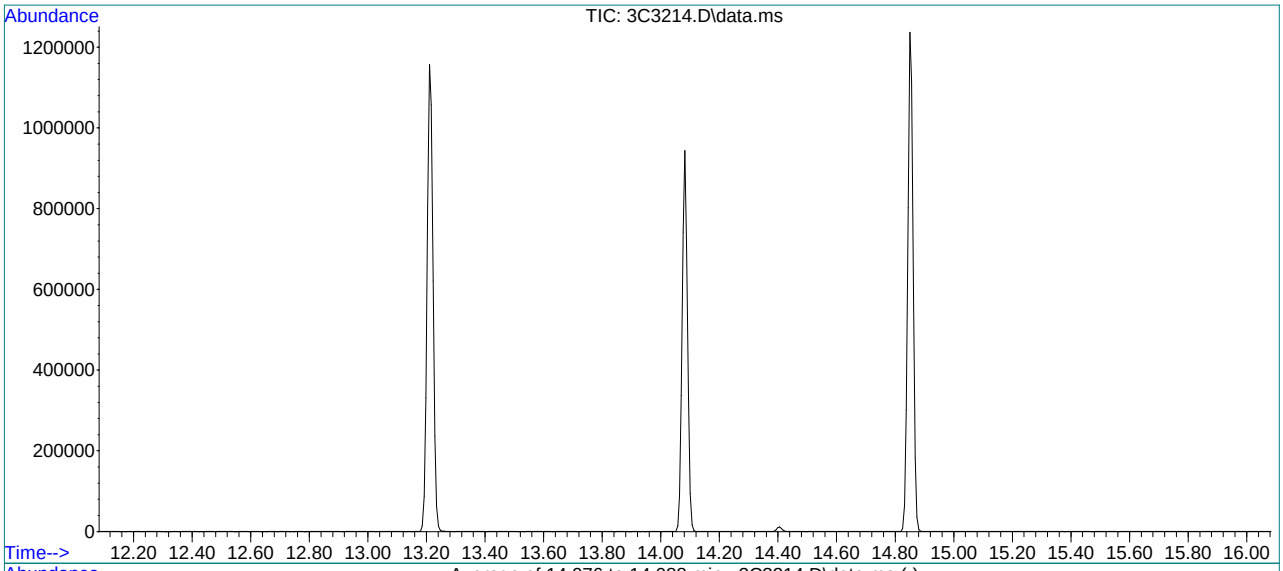

Spectrum Information: Average of 14.076 to 14.088 min.

Target Mass	Rel. to Mass	Lower Limit%	Upper Limit%	Rel. Abn%	Raw Abn	Result Pass/Fail
50	95	15	40	22.3	36533	PASS
75	95	30	60	51.9	85168	PASS
95	95	100	100	100.0	164160	PASS
96	95	5	9	6.8	11171	PASS
173	174	0.00	2	0.2	311	PASS
174	95	50	100	76.5	125592	PASS
175	174	5	9	7.2	9038	PASS
176	174	95	101	97.2	122115	PASS
177	176	5	9	6.6	8114	PASS

3C3214.D 2018-12-14APP9-3C_AQ.m Tue Dec 18 12:01:32 2018

Methods: SW-846 8260B

Data File : C:\msdchem\2\DATA\121118\C0129088.D Vial: 4
Acq On : 11 Dec 2018 2:22 pm Operator: SHANICAO
Sample : BFB Inst : MSVOA5
Misc : MS42084,VC5121,,,,, Multiplr: 1.00
MS Integration Params: med.p

Method : C:\msdchem\2\METHODS\RTXVMS121118.M (RTE Integrator)
Title : SW-846 Method 5035A/8260B

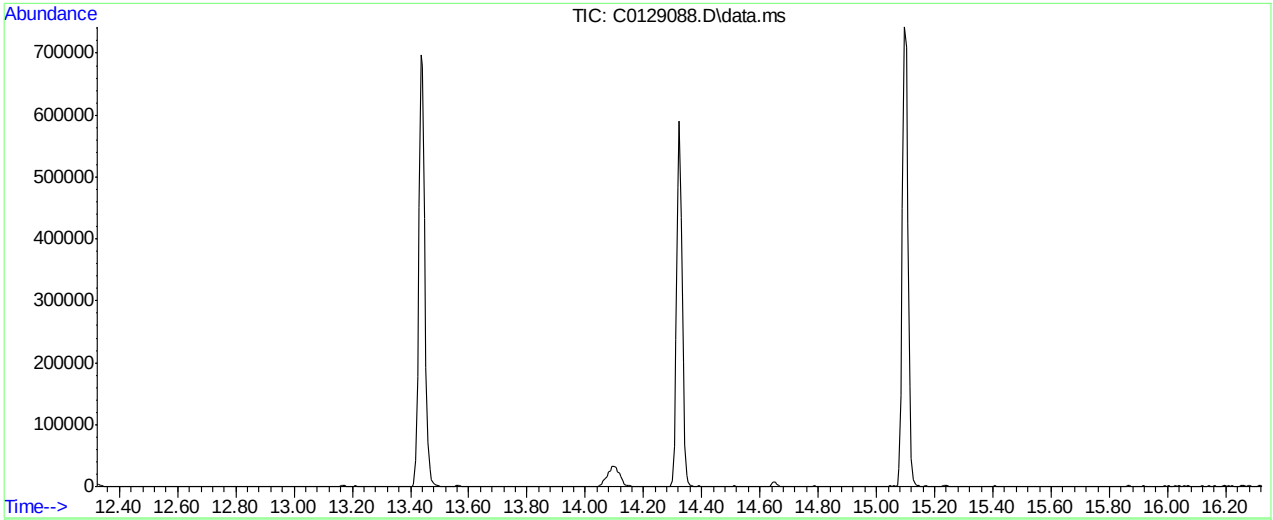

AutoFind: Scans 2110, 2111, 2112; Background Corrected with Scan 2104

Target Mass	Rel. to Mass	Lower Limit%	Upper Limit%	Rel. Abn%	Raw Abn	Result Pass/Fail
50	95	15	40	24.8	24483	PASS
75	95	30	60	58.3	57536	PASS
95	95	100	100	100.0	98672	PASS
96	95	5	9	6.5	6403	PASS
173	174	0.00	2	0.7	562	PASS
174	95	50	100	76.9	75872	PASS
175	174	5	9	7.7	5811	PASS
176	174	95	101	98.1	74419	PASS
177	176	5	9	6.6	4921	PASS

C0129088.D RTXVMS121118.M Wed Dec 12 10:19:00 2018

Methods: SW-846 8260B

Data File : C:\msdchem\2\DATA\121718\C0129252.D Vial: 2
Acq On : 17 Dec 2018 9:32 am Operator: SHANICAO
Sample : BFB Inst : MSVOA5
Misc : MS42136,VC5130,,,,, Multiplr: 1.00
MS Integration Params: med.p

Method : C:\msdchem\2\METHODS\RTXVMS121118.M (RTE Integrator)
Title : SW-846 Method 5035A/8260B

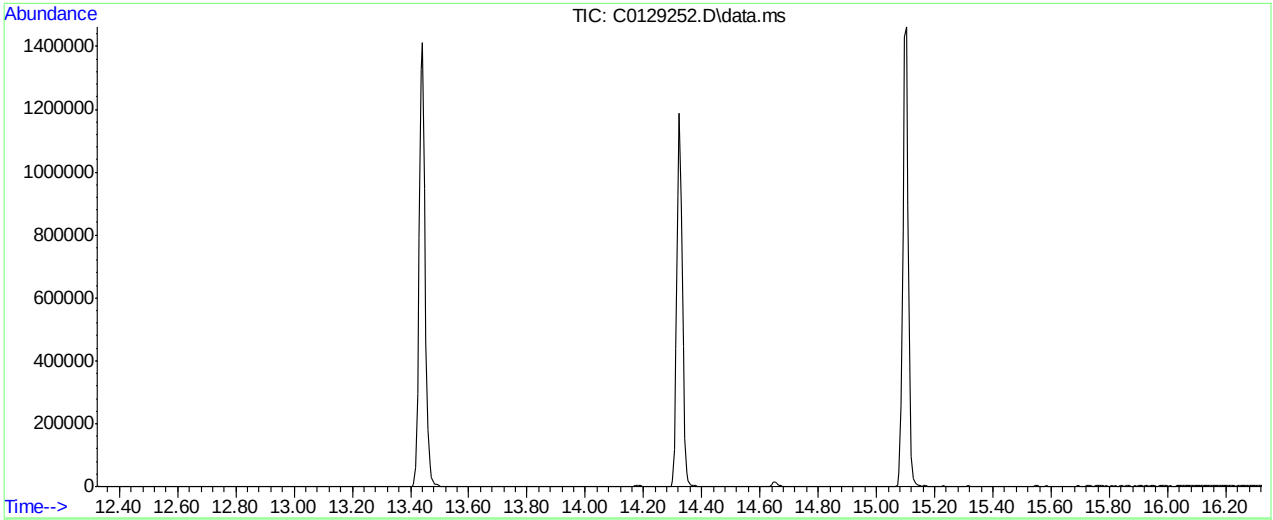

AutoFind: Scans 2110, 2111, 2112; Background Corrected with Scan 2104

Target Mass	Rel. to Mass	Lower Limit%	Upper Limit%	Rel. Abn%	Raw Abn	Result Pass/Fail
50	95	15	40	24.6	49979	PASS
75	95	30	60	55.0	111824	PASS
95	95	100	100	100.0	203200	PASS
96	95	5	9	6.6	13371	PASS
173	174	0.00	2	0.4	537	PASS
174	95	50	100	73.2	148792	PASS
175	174	5	9	7.8	11603	PASS
176	174	95	101	95.6	142277	PASS
177	176	5	9	6.8	9683	PASS

C0129252.D RTXVMS121118.M Tue Dec 18 09:24:02 2018

Methods: SW-846 8260B

Data File : C:\msdchem\1\data\Je...018\vc5132\C0129302.D Vial: 2
Acq On : 18 Dec 2018 8:27 am Operator: SHANICAO
Sample : BFB Inst : MSVOA5
Misc : MS42146,VC5132,,,,, Multiplr: 1.00
MS Integration Params: med.p

Method : C:\msdchem\1\methods\RTXVMS121118.M (RTE Integrator)
Title : SW-846 Method 5035A/8260B

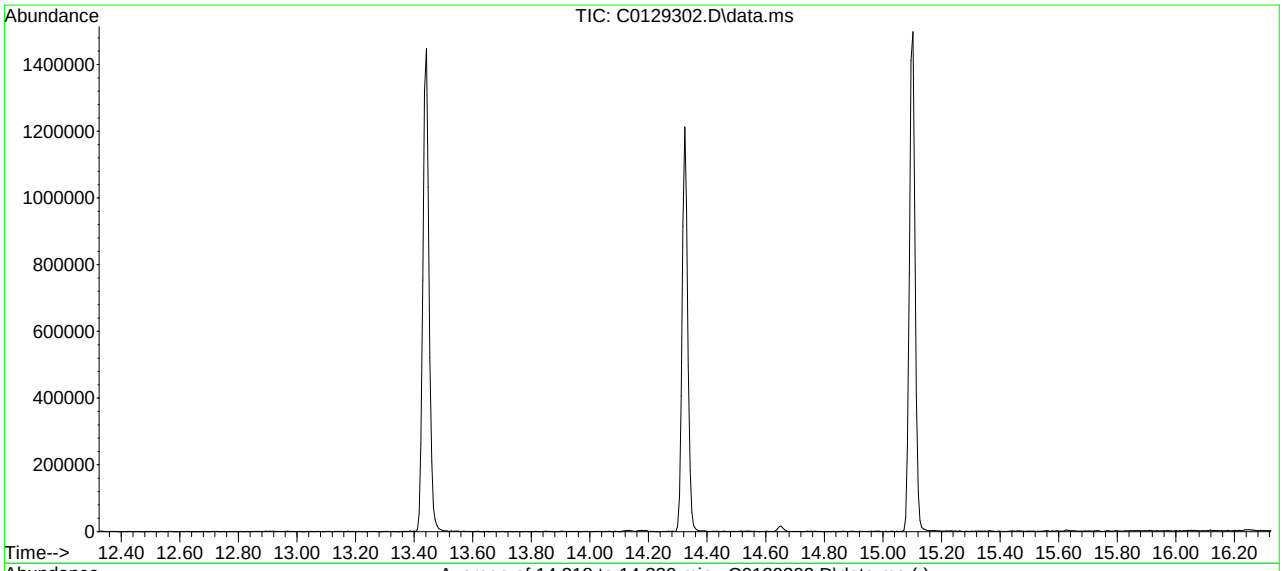

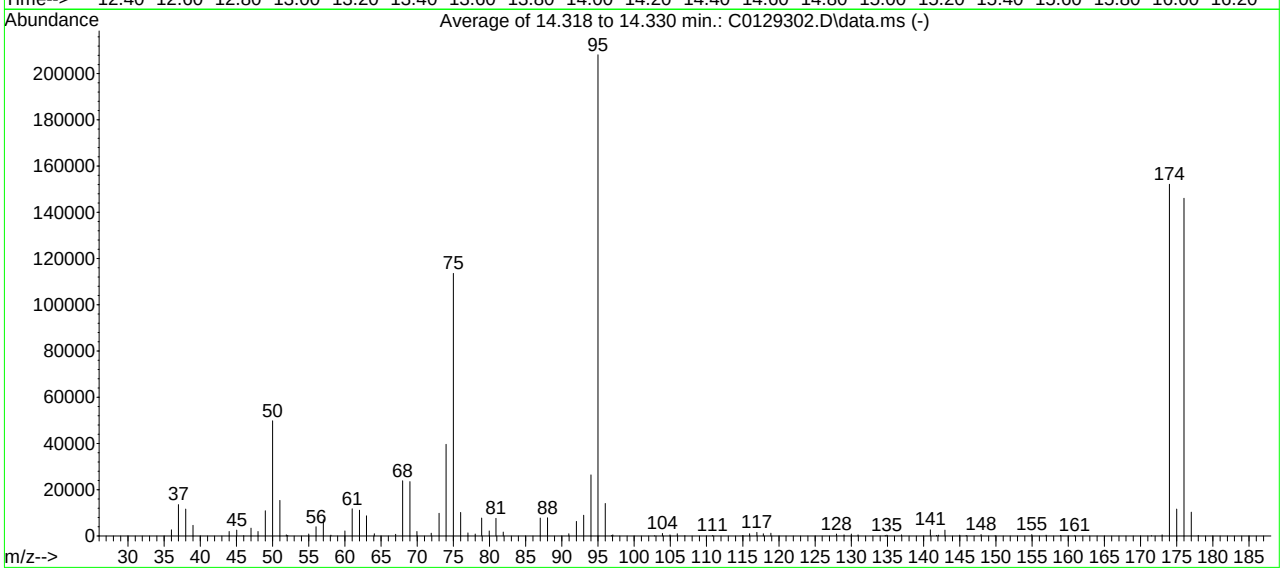

AutoFind: Scans 2110, 2111, 2112; Background Corrected with Scan 2103

Target Mass	Rel. to Mass	Lower Limit%	Upper Limit%	Rel. Abn%	Raw Abn	Result Pass/Fail
50	95	15	40	23.9	49837	PASS
75	95	30	60	54.6	113587	PASS
95	95	100	100	100.0	208149	PASS
96	95	5	9	6.7	14042	PASS
173	174	0.00	2	0.3	399	PASS
174	95	50	100	73.1	152131	PASS
175	174	5	9	7.6	11620	PASS
176	174	95	101	96.1	146136	PASS
177	176	5	9	7.0	10220	PASS

C0129302.D RTXVMS121118.M Thu Dec 20 00:46:59 2018

Methods: SW-846 8260B

```
Data File : C:\msdchem\1\data\BO...-18\vc5135\C0129327.D Vial: 27
Acq On    : 18 Dec 2018   7:45 pm                    Operator: SHANICAO
Sample    : BFB                                      Inst    : MSVOA5
Misc      : MS42131,VC5135,,,,,                      Multiplr: 1.00
MS Integration Params: med.p

Method    : C:\msdchem\1\methods\RTXVMS121118.M (RTE Integrator)
Title     : SW-846 Method 5035A/8260B
```

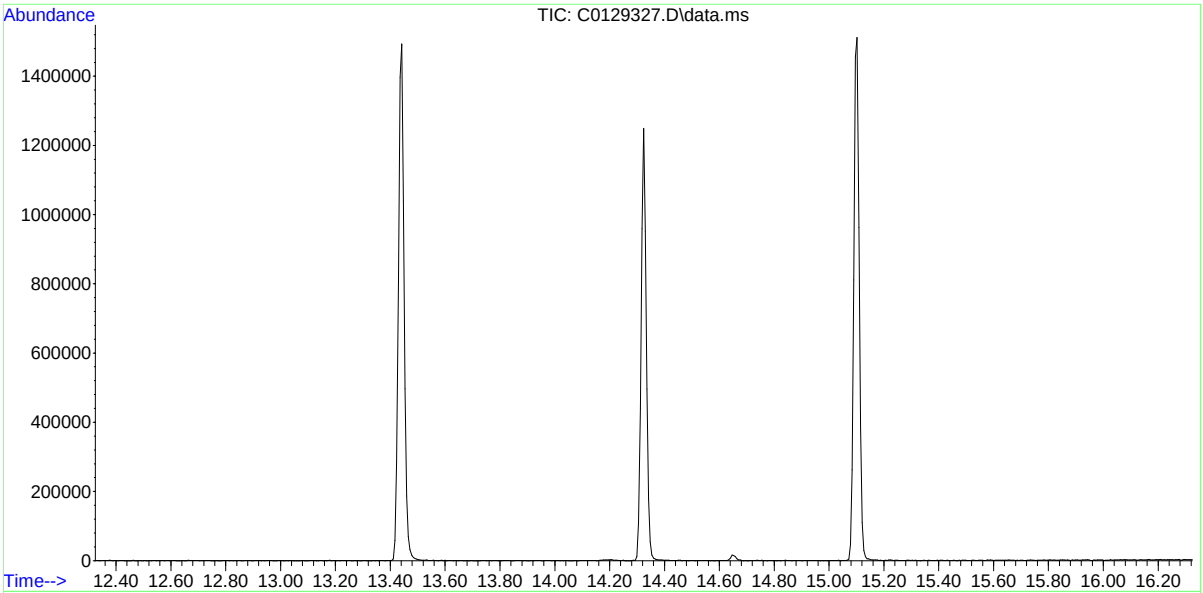

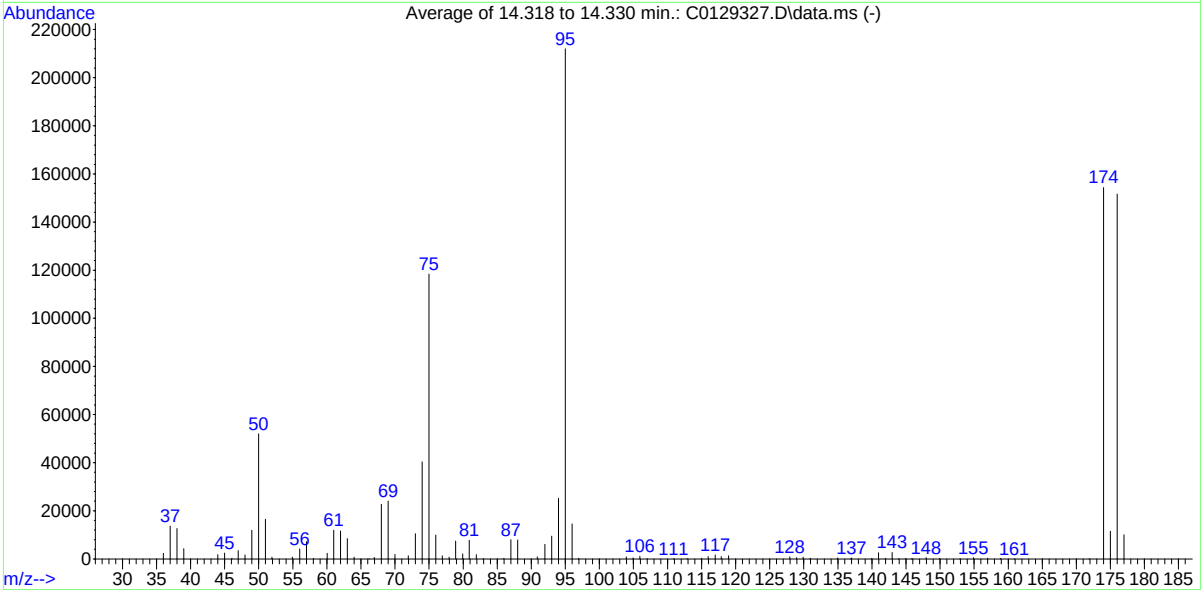

AutoFind: Scans 2110, 2111, 2112; Background Corrected with Scan 2104

Target Mass	Rel. to Mass	Lower Limit%	Upper Limit%	Rel. Abn%	Raw Abn	Result Pass/Fail
50	95	15	40	24.5	51976	PASS
75	95	30	60	55.8	118357	PASS
95	95	100	100	100.0	211989	PASS
96	95	5	9	6.9	14578	PASS
173	174	0.00	2	0.0	0	PASS
174	95	50	100	72.8	154283	PASS
175	174	5	9	7.4	11482	PASS
176	174	95	101	98.3	151597	PASS
177	176	5	9	6.6	10010	PASS

C0129327.D RTXVMS121118.M Wed Dec 19 21:59:36 2018

Methods: SW-846 8260B

Data File : C:\msdchem\2\DATA\121218\I59297.D Vial: 1
Acq On : 12 Dec 2018 12:19 pm Operator: ANAJ
Sample : BFB Inst : MSVOA16
Misc : MS42092,VI1803,,,,, Multiplr: 1.00
MS Integration Params: med.p

Method : C:\msdchem\2\MET...I-December1218.M (RTE Integrator)
Title : SW-846 Method 5035A/8260B

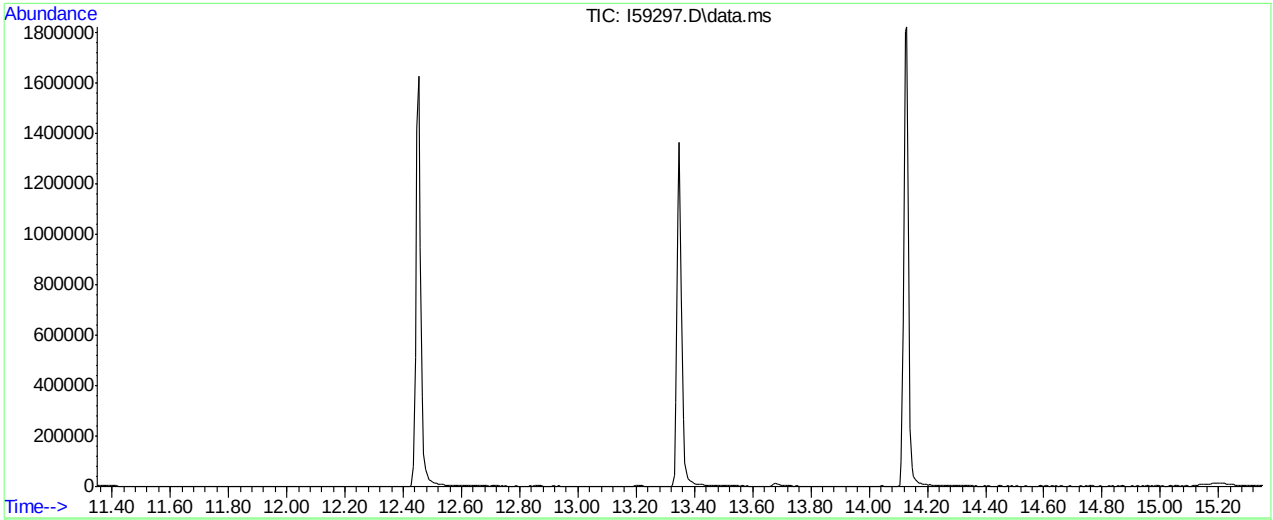

AutoFind: Scans 1860, 1861, 1862; Background Corrected with Scan 1854

Target Mass	Rel. to Mass	Lower Limit%	Upper Limit%	Rel. Abn%	Raw Abn	Result Pass/Fail
50	95	15	40	27.2	56451	PASS
75	95	30	60	52.2	108085	PASS
95	95	100	100	100.0	207189	PASS
96	95	5	9	6.8	13997	PASS
173	174	0.00	2	1.1	1833	PASS
174	95	50	100	77.3	160235	PASS
175	174	5	9	7.6	12240	PASS
176	174	95	101	99.9	160128	PASS
177	176	5	9	6.4	10285	PASS

I59297.D I-December1218.M Thu Dec 13 08:24:33 2018

Methods: SW-846 8260B

Data File : C:\msdchem\2\DATA\121318\I59312.D Vial: 1
Acq On : 13 Dec 2018 8:32 am Operator: ANAJ
Sample : BFB Inst : MSVOA16
Misc : MS42092,VI1804,,,,, Multiplr: 1.00
MS Integration Params: med.p

Method : C:\msdchem\2\MET...I-December1218.M (RTE Integrator)
Title : SW-846 Method 5035A/8260B

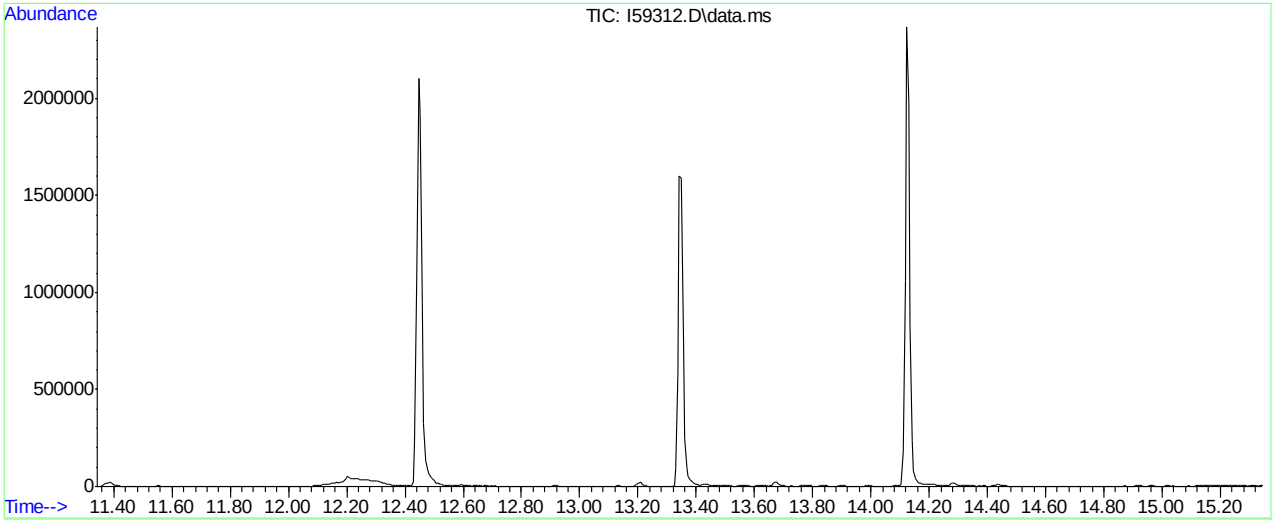

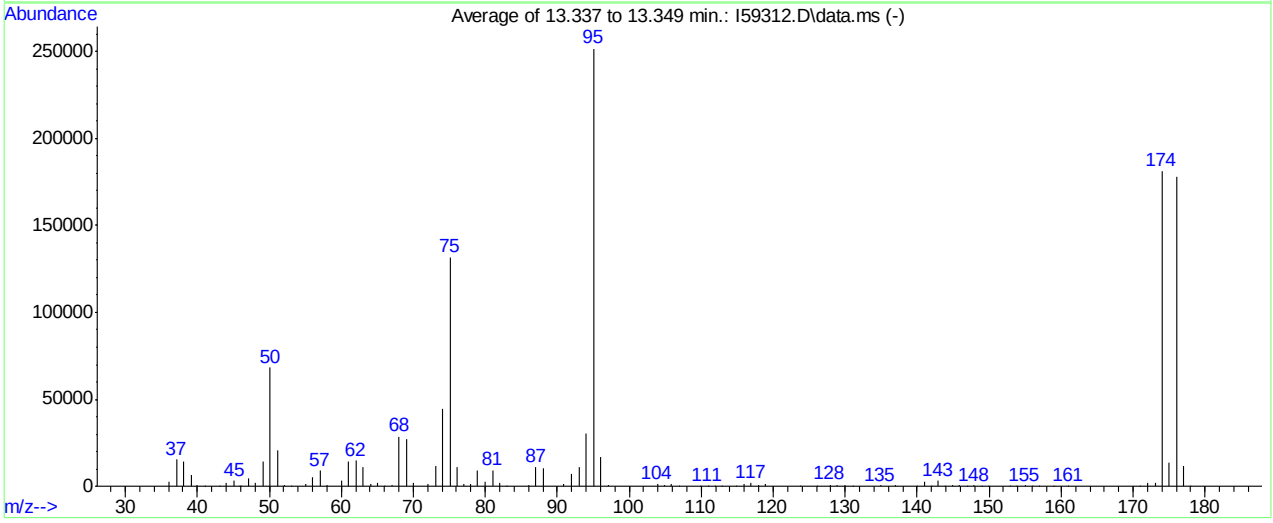

AutoFind: Scans 1859, 1860, 1861; Background Corrected with Scan 1854

Target Mass	Rel. to Mass	Lower Limit%	Upper Limit%	Rel. Abn%	Raw Abn	Result Pass/Fail
50	95	15	40	27.1	68368	PASS
75	95	30	60	52.3	131651	PASS
95	95	100	100	100.0	251861	PASS
96	95	5	9	6.7	16827	PASS
173	174	0.00	2	1.1	1958	PASS
174	95	50	100	72.0	181437	PASS
175	174	5	9	7.6	13876	PASS
176	174	95	101	98.1	177941	PASS
177	176	5	9	6.6	11810	PASS

I59312.D I-December1218.M Thu Dec 13 10:03:33 2018

Methods: SW-846 8260B

Data File : C:\msdchem\2\DATA\121418\I59341.D Vial: 1
Acq On : 14 Dec 2018 8:44 am Operator: ANAJ
Sample : BFB Inst : MSVOA16
Misc : MS42113,VI1805,,,,, Multiplr: 1.00
MS Integration Params: med.p

Method : C:\msdchem\2\MET...I-December1218.M (RTE Integrator)
Title : SW-846 Method 5035A/8260B

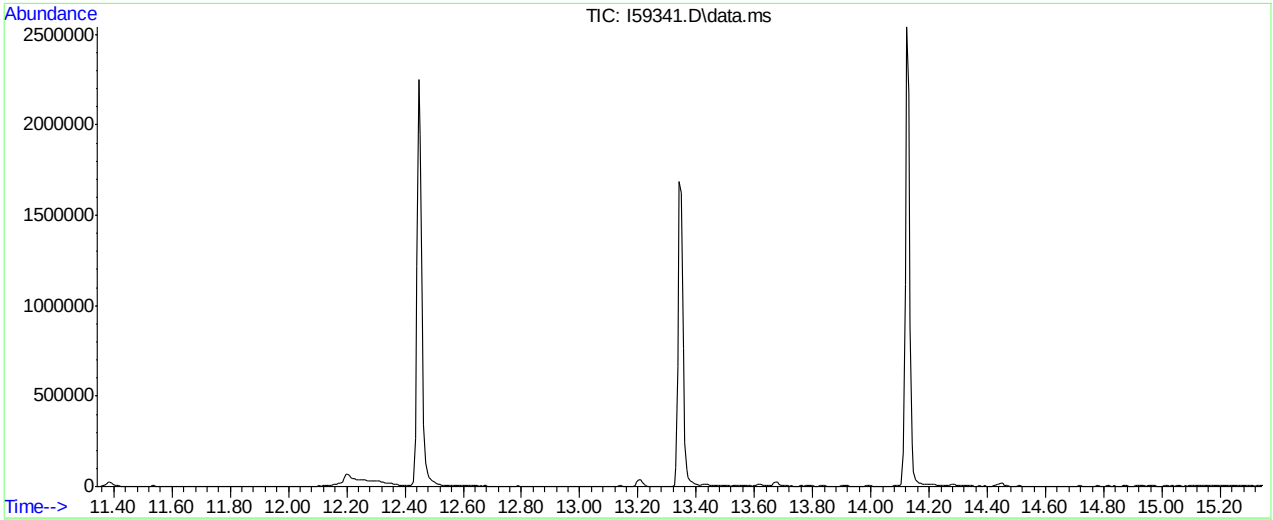

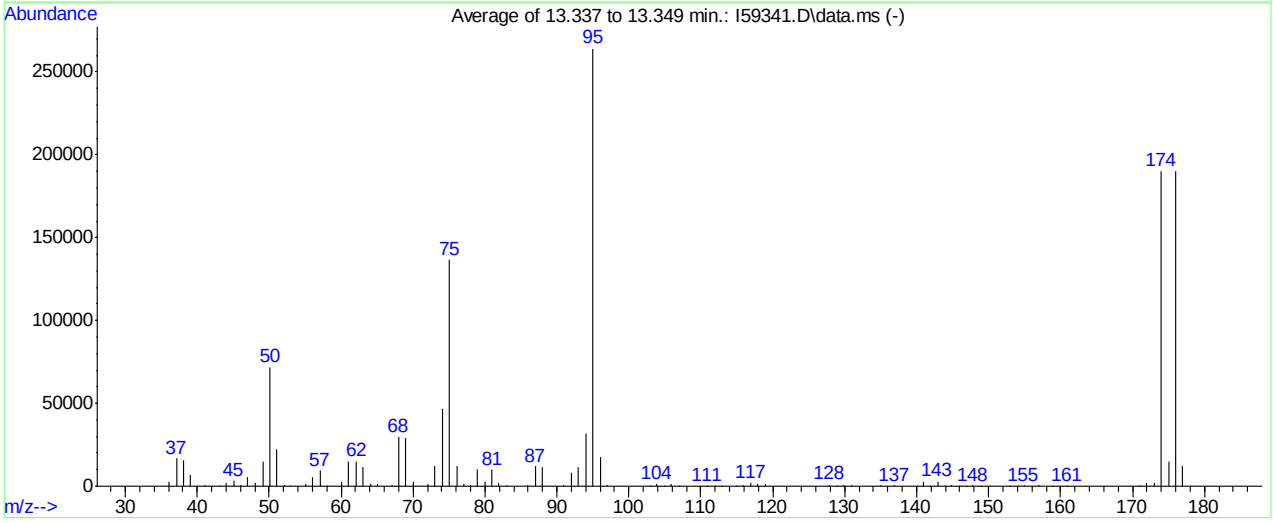

AutoFind: Scans 1859, 1860, 1861; Background Corrected with Scan 1854

Target Mass	Rel. to Mass	Lower Limit%	Upper Limit%	Rel. Abn%	Raw Abn	Result Pass/Fail
50	95	15	40	27.3	72043	PASS
75	95	30	60	51.7	136504	PASS
95	95	100	100	100.0	264149	PASS
96	95	5	9	6.7	17779	PASS
173	174	0.00	2	1.0	1923	PASS
174	95	50	100	72.1	190328	PASS
175	174	5	9	7.8	14925	PASS
176	174	95	101	99.7	189797	PASS
177	176	5	9	6.6	12470	PASS

I59341.D I-December1218.M Fri Dec 14 09:26:47 2018

Methods: SW-846 8260B

```
Data File : C:\msdchem\1\DATA\110818\Y38008.D          Vial: 3
Acq On    :  8 Nov 2018   1:33 pm                  Operator: stutip
Sample    : bfb                                    Inst    : MSVOA14-Y
Misc      : MS41664,VY1510,,,,,                    Multiplr: 1.00
MS Integration Params: med.p

Method    : C:\msdchem\1\METHODS\Y-nov0818w.M (RTE Integrator)
Title     : SW-846 Method 5035A/8260B
```

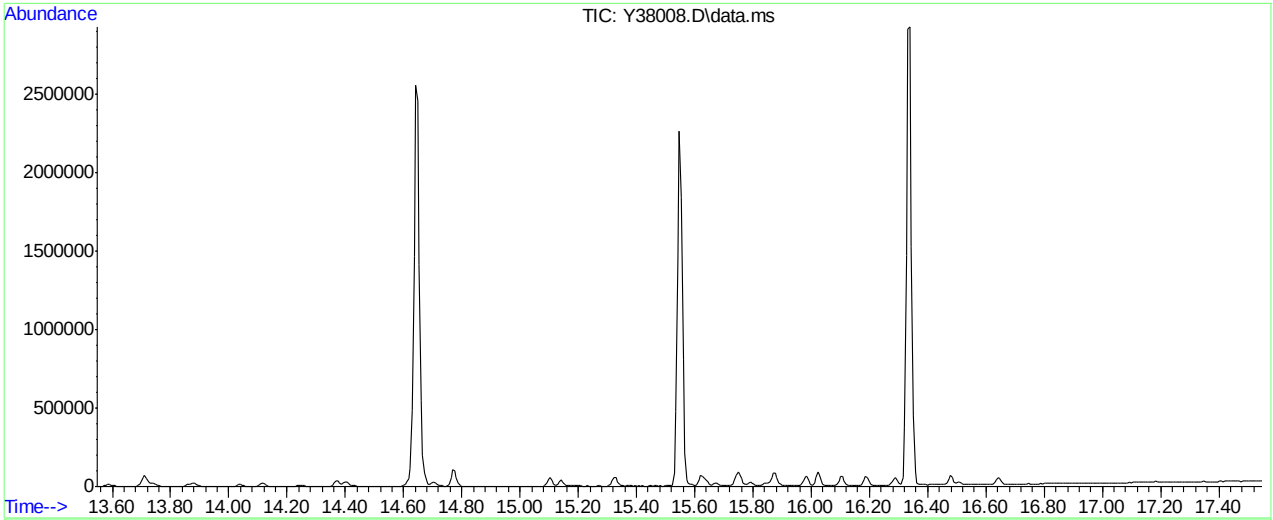

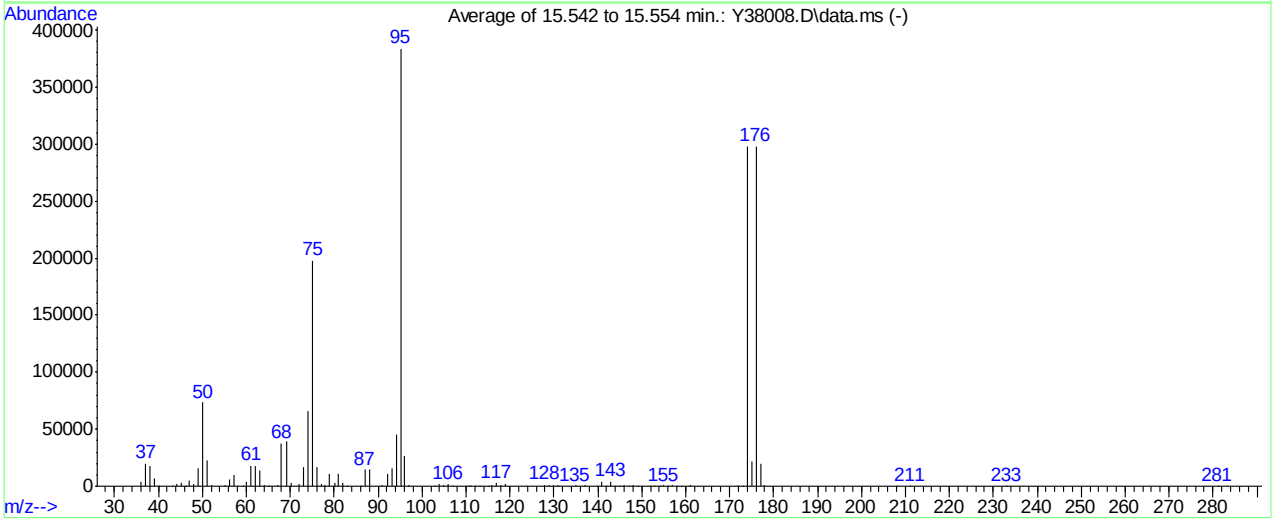

AutoFind: Scans 2253, 2254, 2255; Background Corrected with Scan 2247

Target Mass	Rel. to Mass	Lower Limit%	Upper Limit%	Rel. Abn%	Raw Abn	Result Pass/Fail
50	95	15	40	19.2	73634	PASS
75	95	30	60	51.6	197866	PASS
95	95	100	100	100.0	383808	PASS
96	95	5	9	6.9	26624	PASS
173	174	0.00	2	0.2	517	PASS
174	95	50	100	77.6	297877	PASS
175	174	5	9	7.2	21574	PASS
176	174	95	101	100.1	298112	PASS
177	176	5	9	6.7	19830	PASS

Y38008.D Y-nov0818w.M Fri Nov 09 14:37:00 2018

Quantitation Report (Qedit)

Data Path : C:\msdchem\1\DATA\110818\
Data File : Y38008.D
Acq On : 8 Nov 2018 1:33 pm
Operator : stutip
Sample : ic1510-1 Inst : MSVOA14-Y
Misc : MS41664,VY1510,,,,,
ALS Vial : 3 Sample Multiplier: 1

Quant Time: Nov 09 07:32:28 2018
Quant Method : C:\msdchem\1\METHODS\Y-nov0818w.M
Quant Title : SW-846 Method 5035A/8260B
QLast Update : Fri Nov 09 06:23:49 2018
Response via : Initial Calibration

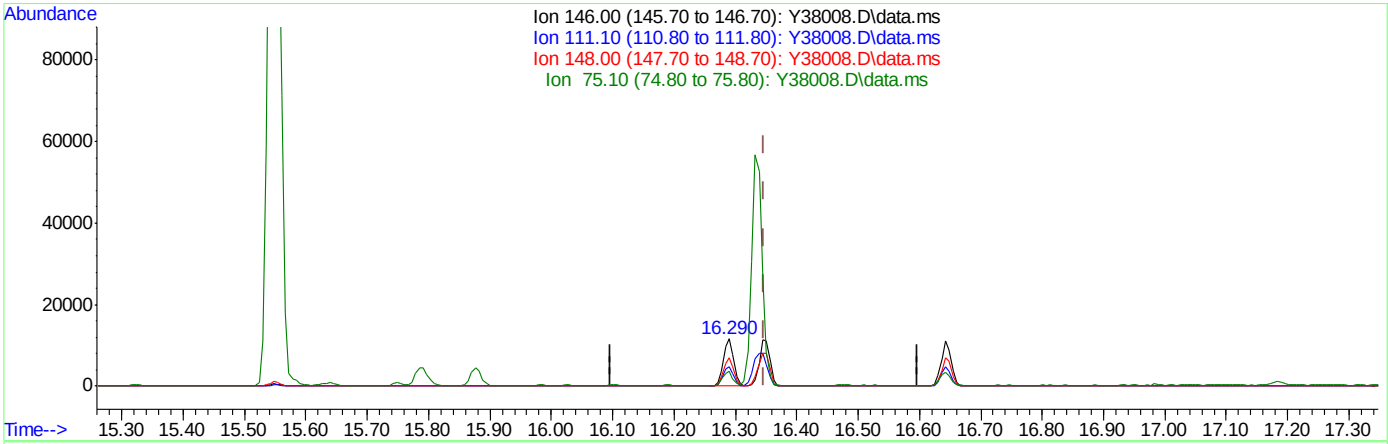

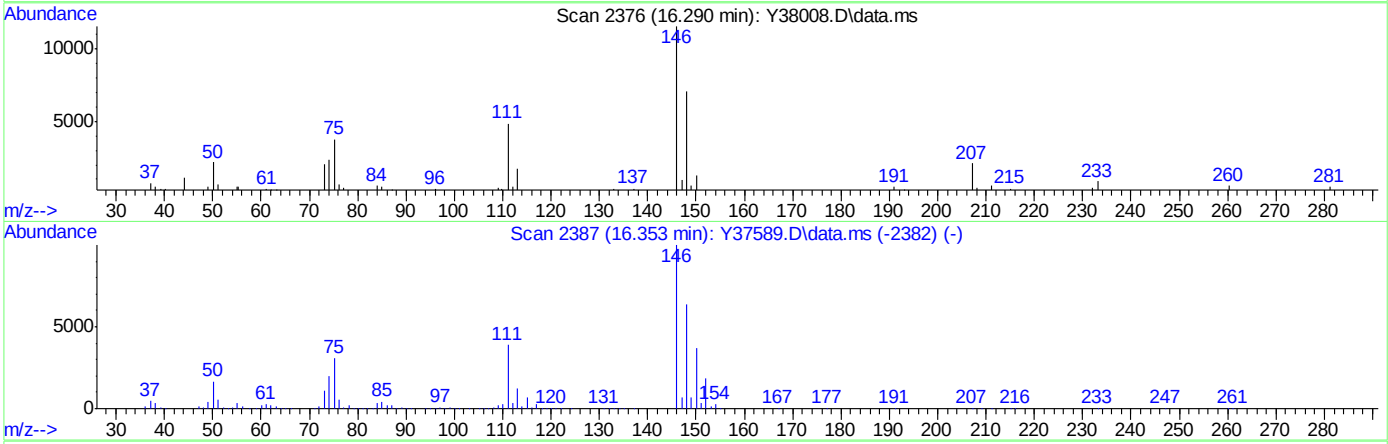

TIC: Y38008.D\data.ms

(96) 1,4-Dichlorobenzene

16.290min (-0.058) 0.97ug/L

response 13366

Ion	Exp%	Act%
146.00	100	100
111.10	38.90	42.08
148.00	63.60	61.15
75.10	32.40	32.59

Quantitation Report (Qedit)

Data Path : C:\msdchem\1\DATA\110818\
Data File : Y38008.D
Acq On : 8 Nov 2018 1:33 pm
Operator : stutip
Sample : ic1510-1 Inst : MSVOA14-Y
Misc : MS41664,VY1510,,,,,
ALS Vial : 3 Sample Multiplier: 1

Quant Time: Nov 09 07:32:28 2018
Quant Method : C:\msdchem\1\METHODS\Y-nov0818w.M
Quant Title : SW-846 Method 5035A/8260B
QLast Update : Fri Nov 09 06:23:49 2018
Response via : Initial Calibration

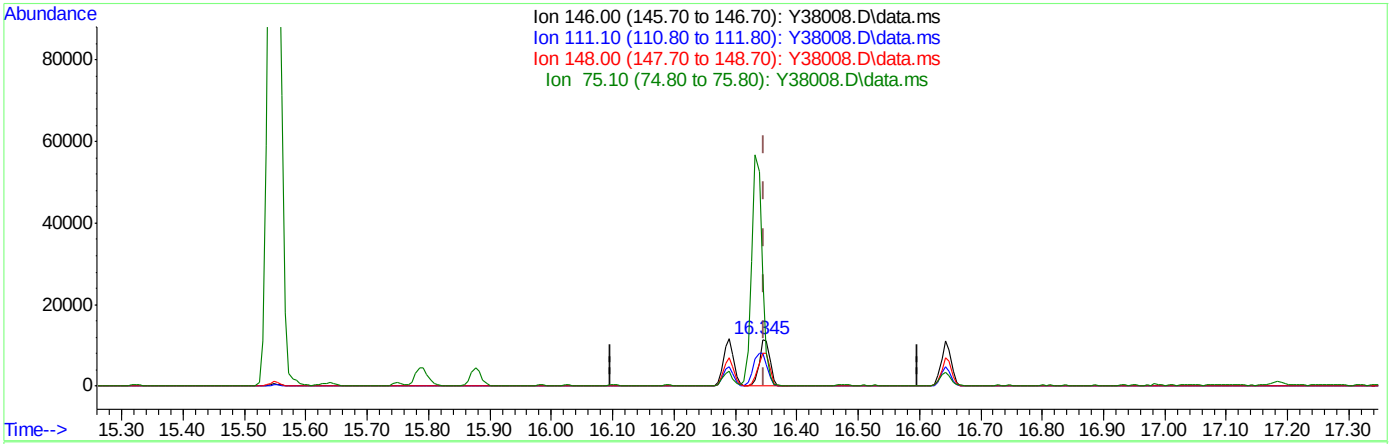

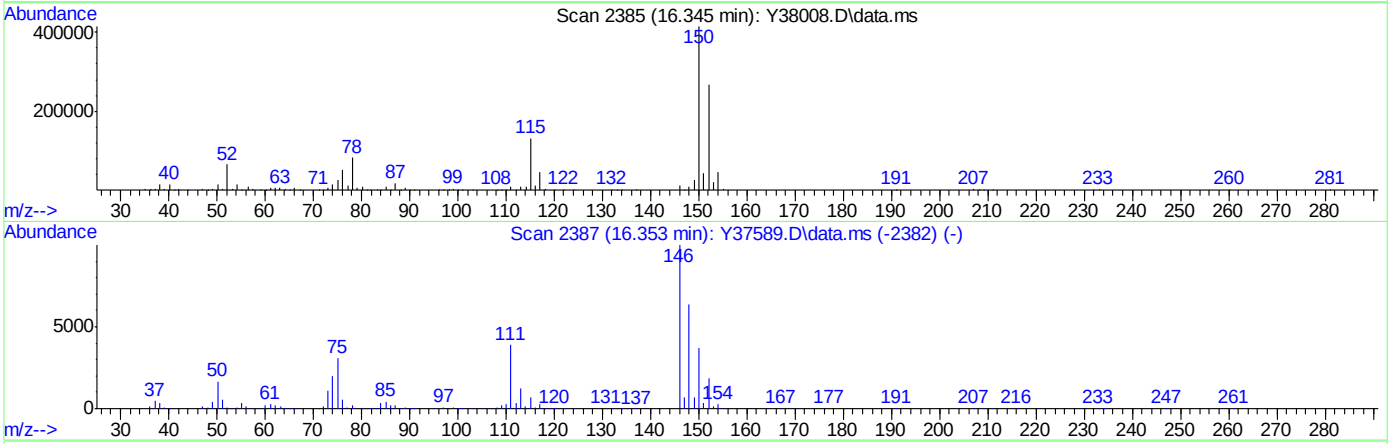

TIC: Y38008.D\data.ms

(96) 1,4-Dichlorobenzene

16.345min (-0.003) 0.99ug/L m

response 13663

Ion	Exp%	Act%
146.00	100	100
111.10	38.90	70.93#
148.00	63.60	71.03
75.10	32.40	233.65#

Quantitation Report (Qedit)

Data Path : C:\msdchem\1\DATA\110818\
Data File : Y38008.D
Acq On : 8 Nov 2018 1:33 pm
Operator : stutip
Sample : ic1510-1 Inst : MSVOA14-Y
Misc : MS41664,VY1510,,,,,
ALS Vial : 3 Sample Multiplier: 1

Quant Time: Nov 09 07:32:28 2018
Quant Method : C:\msdchem\1\METHODS\Y-nov0818w.M
Quant Title : SW-846 Method 5035A/8260B
QLast Update : Fri Nov 09 06:23:49 2018
Response via : Initial Calibration

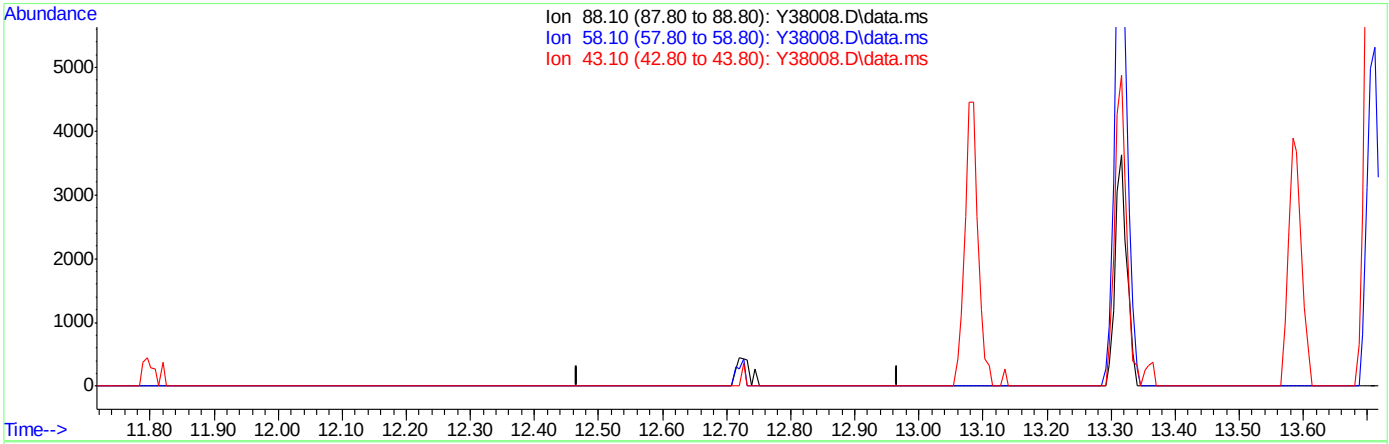

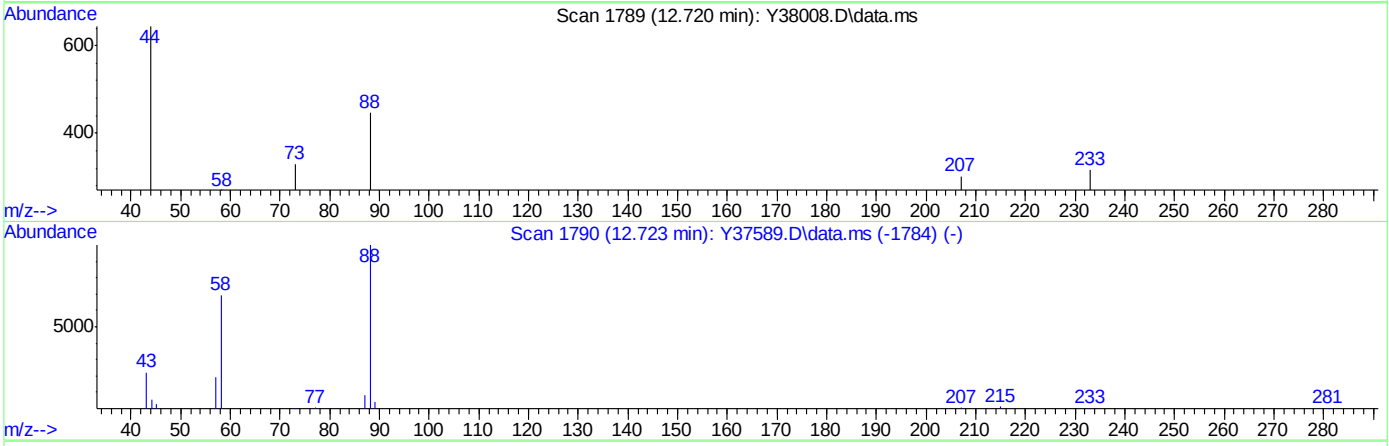

TIC: Y38008.D\data.ms

(111) 1,4-Dioxane

12.717min (-12.717) 0.00ug/L

response 0

Ion	Exp%	Act%
88.10	100	0.00
58.10	71.30	0.00#
43.10	25.60	0.00
0.00	0.00	0.00

Quantitation Report (Qedit)

Data Path : C:\msdchem\1\DATA\110818\
Data File : Y38008.D
Acq On : 8 Nov 2018 1:33 pm
Operator : stutip
Sample : ic1510-1 Inst : MSVOA14-Y
Misc : MS41664,VY1510,,,,,
ALS Vial : 3 Sample Multiplier: 1

Quant Time: Nov 09 07:32:28 2018
Quant Method : C:\msdchem\1\METHODS\Y-nov0818w.M
Quant Title : SW-846 Method 5035A/8260B
QLast Update : Fri Nov 09 06:23:49 2018
Response via : Initial Calibration

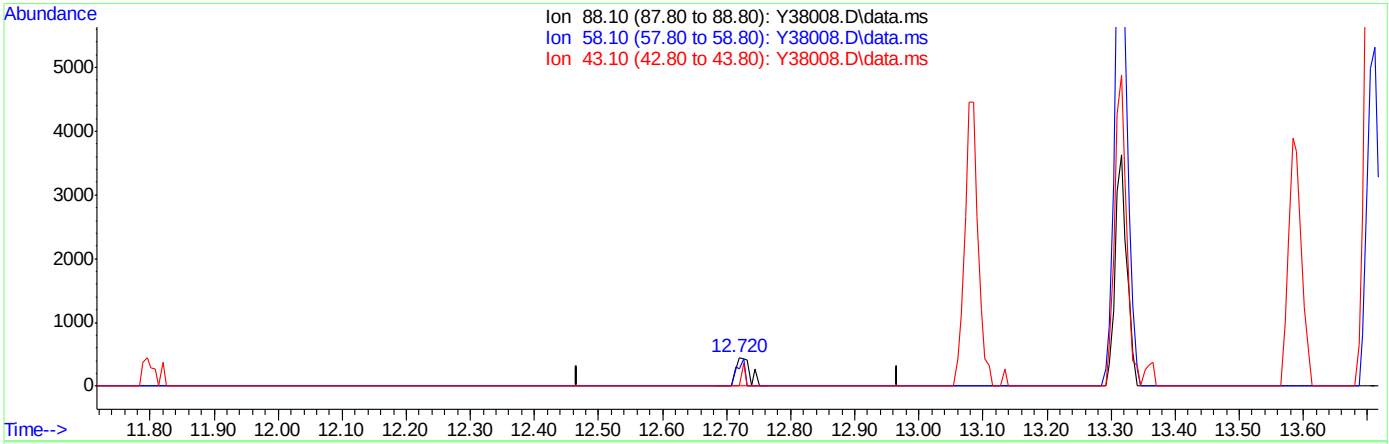

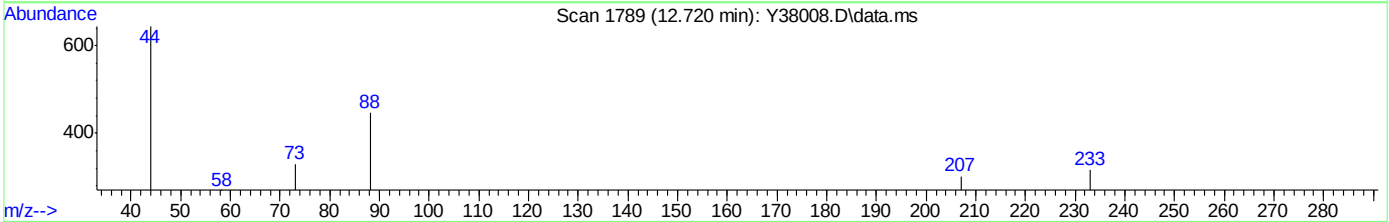

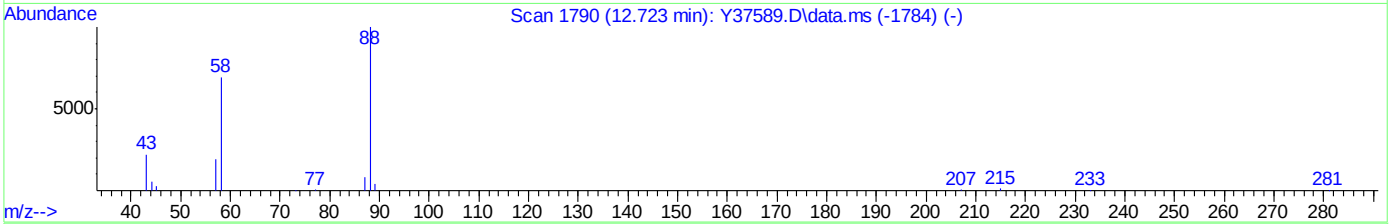

TIC: Y38008.D\data.ms

(111) 1,4-Dioxane

12.720min (+0.003) 12.47ug/L m

response 665

Ion	Exp%	Act%
88.10	100	100
58.10	71.30	60.54
43.10	25.60	0.00
0.00	0.00	0.00

Methods: SW-846 8260B

```
Data File : C:\msdchem\1\data\Je...-2018\vy1551\Y39051.D Vial: 30
Acq On    : 18 Dec 2018   8:31 pm                    Operator: eileeng
Sample    : bfb                                      Inst    : MSVOA14-Y
Misc      : MS42161,VY1551,,,,,                      Multiplr: 1.00
MS Integration Params: med.p

Method    : C:\msdchem\1\METHODS\Y-nov0818w.M (RTE Integrator)
Title     : SW-846 Method 5035A/8260B
```

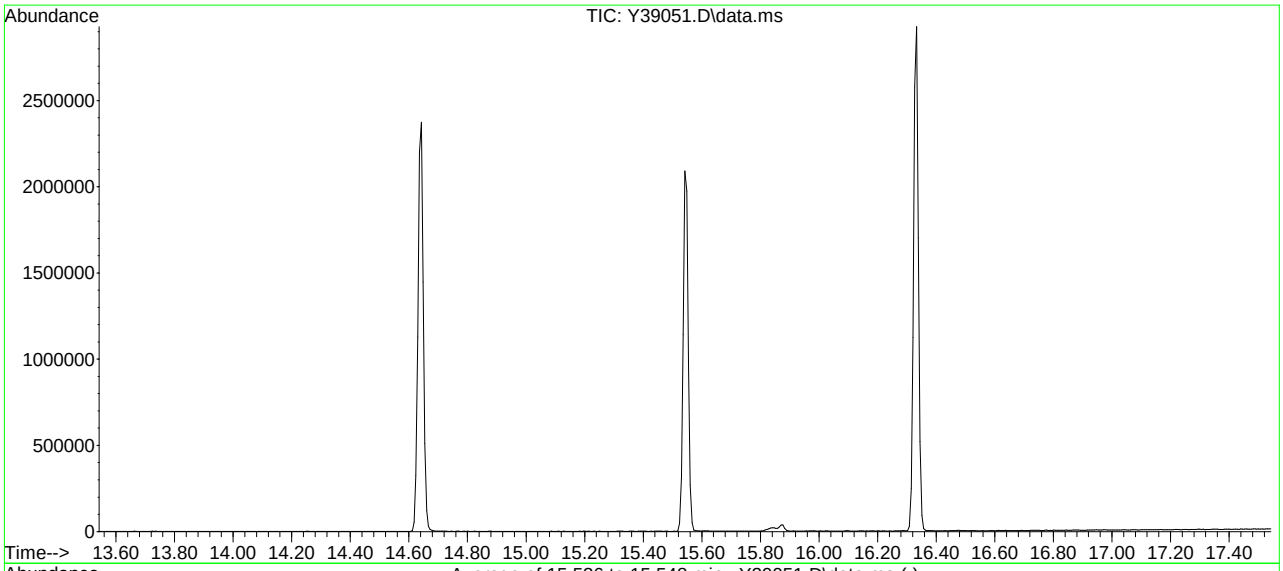

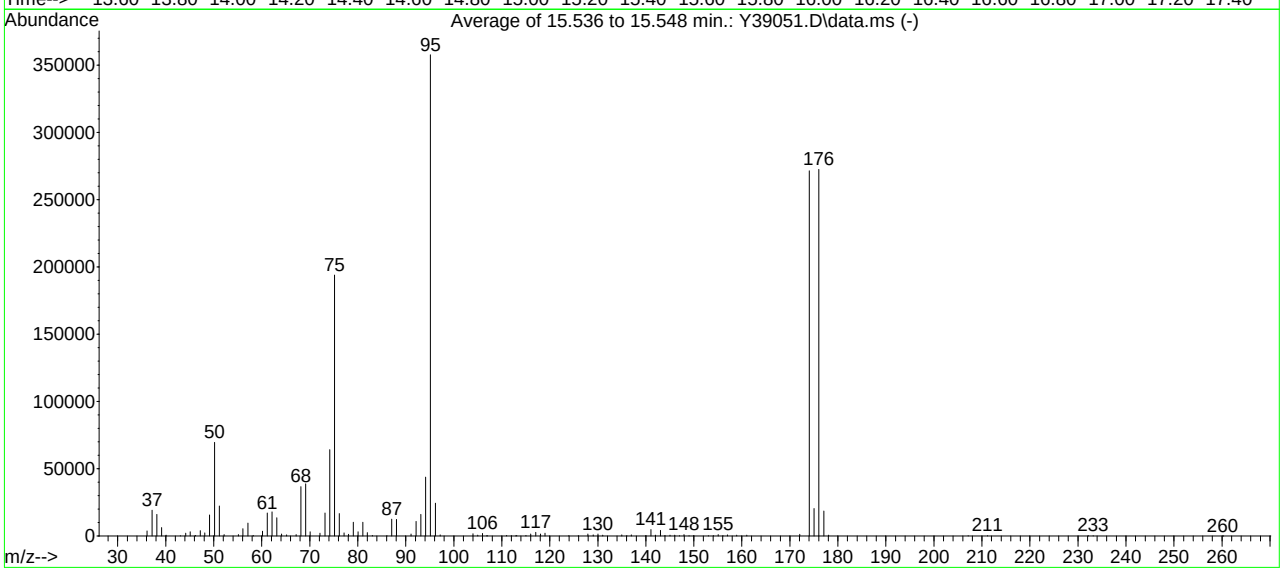

AutoFind: Scans 2252, 2253, 2254; Background Corrected with Scan 2246

Target Mass	Rel. to Mass	Lower Limit%	Upper Limit%	Rel. Abn%	Raw Abn	Result Pass/Fail
50	95	15	40	19.5	69605	PASS
75	95	30	60	54.2	193877	PASS
95	95	100	100	100.0	357611	PASS
96	95	5	9	6.8	24259	PASS
173	174	0.00	2	0.0	0	PASS
174	95	50	100	75.9	271360	PASS
175	174	5	9	7.5	20401	PASS
176	174	95	101	100.4	272405	PASS
177	176	5	9	6.7	18380	PASS

Y39051.D Y-nov0818w.M Wed Dec 19 23:32:09 2018

Manual Integrations APPROVED (compounds with "m" flag)
Melissa Mangual 12/14/18 12:49

Quantitation Report (QT Reviewed)

Data Path : C:\msdchem\1\DATA\121318\
Data File : 1A14478.D
Acq On : 13 Dec 2018 1:36 pm
Operator : eileeng
Sample : IC552-1
Misc : MS42060,V1A552,,,,,
ALS Vial : 4 Sample Multiplier: 1

Quant Time: Dec 14 07:53:38 2018
Quant Method : C:\msdchem\1\METHODS\2018-12-13APP91A.m
Quant Title : SW-846 Method 5035A/8260B
QLast Update : Thu Dec 13 15:25:25 2018
Response via : Initial Calibration

Compound	R.T.	QIon	Response	Conc	Units		Dev(Min)
Internal Standards							
1) Fluorobenzene	10.946	96	963364	50.00	ug/L		0.00
57) Chlorobenzene-d5	13.793	117	747015	50.00	ug/L		0.00
80) 1,4-Dichlorobenzene-d4	15.463	152	392243	50.00	ug/L		0.00
107) Tert Butyl Alcohol-d10	7.294	65	249903	250.00	ug/L		-0.02
System Monitoring Compounds							
36) Dibromofluoromethane	9.928	113	244831	47.78	ug/L		0.00
Spiked Amount 50.000	Range 83 - 118		Recovery = 95.56%				
46) 1,2-Dichloroethane-d4	10.610	65	268928	50.82	ug/L		0.00
Spiked Amount 50.000	Range 79 - 125		Recovery = 101.64%				
58) Toluene-d8	12.512	98	965072	49.14	ug/L		0.00
Spiked Amount 50.000	Range 85 - 112		Recovery = 98.28%				
59) a,a,a-Trifluorotoluene	11.848	146	4018	20.22	ug/L		0.00
Spiked Amount 250.000	Range 75 - 126		Recovery = 8.09%#				
81) 4-Bromofluorobenzene	14.677	174	318626	49.11	ug/L		0.00
Spiked Amount 50.000	Range 83 - 118		Recovery = 98.22%				
Target Compounds							Qvalue
2) Dichlorodifluoromethane	3.075	85	6119	0.97	ug/L		96
3) Chloromethane	3.459	50	8267	1.32	ug/L		97
4) 1,3-Butadiene	3.636	54	6175	1.25	ug/L		99
5) Vinyl Chloride	3.606	62	5196	0.83	ug/L		90
6) Bromomethane	4.209	94	2439	1.08	ug/L		73
7) Chloroethane	4.441	64	3627m	1.89	ug/L		
8) Trichlorofluoromethane	4.721	101	8353	1.10	ug/L		94
9) Ethyl Ether	5.325	59	4654	1.00	ug/L		85
10) 1,2-Dichlorotrifluoroe...	5.672	67	5189	0.85	ug/L		90
11) 1,1-Dichloroethene	5.672	61	7314	0.94	ug/L		97
12) Freon 113	5.758	101	4476	0.82	ug/L		98
13) Carbon Disulfide	5.721	76	15078	1.05	ug/L		91
14) Iodomethane	5.941	142	4803	1.16	ug/L		78
15) Allyl chloride	6.556	41	8660	1.15	ug/L		95
16) Methylene Chloride	6.745	49	14363	2.04	ug/L		88
17) Acetone	6.867	43	12009	5.14	ug/L		92
18) Methyl acetate	7.105	43	26649	4.60	ug/L		98
19) trans-1,2-Dichloroethene	7.074	61	7132	0.96	ug/L		93
20) Hexane	7.251	56	5217	1.12	ug/L	#	82
21) Methyl Tert Butyl Ether	7.276	73	15637	0.90	ug/L		51
22) Acetonitrile	7.715	41	12896	12.35	ug/L		91
23) Di-isopropyl ether	8.007	45	20166	1.14	ug/L		96
24) Chloroprene	8.202	53	7151	1.00	ug/L		91
25) 1,1-Dichloroethane	8.221	63	8898	0.95	ug/L		100
26) Acrylonitrile	8.330	53	13431	4.41	ug/L		93
27) ETBE	8.708	59	18096	1.01	ug/L		91
28) Vinyl acetate	8.745	43	50261	3.93	ug/L		96
29) cis-1,2-Dichloroethene	9.251	96	5037	0.85	ug/L		96
30) 2,2-Dichloropropane	9.409	77	6838	0.83	ug/L		99
31) Bromochloromethane	9.568	128	2533	0.86	ug/L		88
32) Cyclohexane	9.586	56	10638	1.09	ug/L		91

Quantitation Report (QT Reviewed)

Data Path : C:\msdchem\1\DATA\121318\
Data File : 1A14478.D
Acq On : 13 Dec 2018 1:36 pm
Operator : eileeng
Sample : IC552-1
Misc : MS42060,V1A552,,,,,
ALS Vial : 4 Sample Multiplier: 1

Quant Time: Dec 14 07:53:38 2018
Quant Method : C:\msdchem\1\METHODS\2018-12-13APP91A.m
Quant Title : SW-846 Method 5035A/8260B
QLast Update : Thu Dec 13 15:25:25 2018
Response via : Initial Calibration

Compound	R.T.	QIon	Response	Conc	Units		Dev(Min)
33) Chloroform	9.678	83	8746	0.90	ug/L		87
34) Ethyl acetate	9.867	43	38057	4.89	ug/L		99
35) Tetrahydrofuran	9.909	42	6232	1.92	ug/L		89
37) Carbon Tetrachloride	9.885	117	5723	0.82	ug/L		95
38) 1,1,1-Trichloroethane	9.970	97	7953	0.86	ug/L		89
39) 2-Butanone	10.129	43	17806	4.27	ug/L		92
40) 1,1-Dichloropropene	10.159	75	6291	0.83	ug/L		91
41) tert-Butyl Formate	10.275	59	22935	4.39	ug/L		77
42) Propionitrile	10.464	54	13887	11.38	ug/L		99
43) Methacrylonitrile	10.488	41	57263	12.96	ug/L		98
44) Benzene	10.464	78	19864	0.94	ug/L		88
45) TAME	10.604	73	15420	0.91	ug/L		92
47) 1,2-Dichloroethane	10.702	62	7777	1.01	ug/L		95
48) Trichloroethene	11.165	95	5654	0.94	ug/L		96
49) Methylcyclohexane	11.153	83	8149	0.90	ug/L		92
50) Dibromomethane	11.610	93	3128	0.84	ug/L		98
51) 1,2-Dichloropropane	11.695	63	4842	0.88	ug/L		94
53) Bromodichloromethane	11.763	83	5420	0.85	ug/L		96
54) Methyl methacrylate	11.927	41	6010	1.00	ug/L	#	64
55) 2-Chloroethyl vinyl ether	12.287	63	15611	4.25	ug/L		95
56) cis-1,3-Dichloropropene	12.354	75	7464	0.82	ug/L		96
60) Toluene	12.567	91	22982	0.92	ug/L		99
61) 2-Nitropropane	12.744	41	7737	3.85	ug/L	#	75
62) 4-Methyl-2-pentanone	12.860	43	49063	6.17	ug/L		98
63) trans-1,3-Dichloropropene	12.921	75	6436	0.79	ug/L		91
64) Tetrachloroethene	12.915	166	6011	0.90	ug/L		87
65) Ethyl methacrylate	13.031	69	6123	0.69	ug/L		87
66) 1,1,2-Trichloroethane	13.049	83	3944	0.85	ug/L		96
67) Dibromochloromethane	13.213	129	3884	0.72	ug/L		93
68) 1,3-Dichloropropane	13.274	76	8399	0.89	ug/L		88
69) 1,2-Dibromoethane	13.421	107	5062	0.83	ug/L		96
70) 2-hexanone	13.531	43	34921	4.69	ug/L		83
71) 1-Chlorohexane	13.762	91	6218	0.79	ug/L		87
72) Ethylbenzene	13.811	91	26391	0.97	ug/L		100
73) Chlorobenzene	13.805	112	15624	0.97	ug/L		87
74) 1,1,1,2-Tetrachloroethane	13.848	131	4373	0.80	ug/L	#	65
75) m,p-Xylene	13.915	91	39679	1.85	ug/L		98
76) o-Xylene	14.238	91	19596	0.88	ug/L		99
77) Styrene	14.280	104	14690	0.83	ug/L		92
78) Bromoform	14.329	173	2343	0.64	ug/L	#	87
79) Isopropylbenzene	14.457	105	22958	0.90	ug/L		99
82) cis-1,4-Dichloro-2-butene	14.707	53	1069	0.43	ug/L	#	1
83) n-Propylbenzene	14.750	91	28070	0.90	ug/L		98
84) Bromobenzene	14.774	156	6870	0.97	ug/L		98
85) 1,1,2,2-Tetrachloroethane	14.792	83	7533	0.90	ug/L		94
86) 1,3,5-Trimethylbenzene	14.866	105	19877	0.91	ug/L		100
87) 2-Chlorotoluene	14.890	91	20143	0.95	ug/L		98
88) trans-1,4-Dichloro-2-B...	14.707	53	1069	0.43	ug/L	#	1
89) 1,2,3-Trichloropropane	14.902	110	2821	0.99	ug/L		91
90) Cyclohexanone	14.957	55	2048	1.58	ug/L		85

Quantitation Report (QT Reviewed)

Data Path : C:\msdchem\1\DATA\121318\
Data File : 1A14478.D
Acq On : 13 Dec 2018 1:36 pm
Operator : eileeng
Sample : IC552-1
Misc : MS42060,V1A552,,,,,
ALS Vial : 4 Sample Multiplier: 1

Quant Time: Dec 14 07:53:38 2018
Quant Method : C:\msdchem\1\METHODS\2018-12-13APP91A.m
Quant Title : SW-846 Method 5035A/8260B
QLast Update : Thu Dec 13 15:25:25 2018
Response via : Initial Calibration

	Compound	R.T.	QIon	Response	Conc	Units		Dev(Min)
91)	4-Chlorotoluene	15.000	91	18802	0.97	ug/L		99
92)	tert-Butylbenzene	15.103	91	11994	0.97	ug/L		96
93)	1,2,4-Trimethylbenzene	15.146	105	20041	0.90	ug/L		95
94)	Pentachloroethane	15.146	167	2412	0.71	ug/L	#	81
95)	sec-Butylbenzene	15.225	105	23164	0.90	ug/L		96
96)	4-Isopropyltoluene	15.305	119	20802	0.94	ug/L		97
97)	1,3-Dichlorobenzene	15.420	146	12217	0.95	ug/L		97
98)	1,4-Dichlorobenzene	15.469	146	13668	1.03	ug/L		78
99)	n-Butylbenzene	15.597	92	9409	0.83	ug/L		90
100)	Benzyl Chloride	15.628	126	1917	0.53	ug/L	#	73
101)	1,2-Dichlorobenzene	15.774	146	11978	0.96	ug/L		96
102)	1,2-Dibromo-3-Chloropr...	16.310	75	1370	0.76	ug/L	#	80
103)	Hexachlorobutadiene	16.749	225	2799	0.90	ug/L		94
104)	1,2,4-Trichlorobenzene	16.804	180	7572	0.93	ug/L		91
105)	Naphthalene	17.060	128	26261	0.93	ug/L		100
106)	1,2,3-Trichlorobenzene	17.213	180	7217	0.90	ug/L		95
109)	Acrolein	6.312	56	5503	4.13	ug/L		88
110)	Tert butyl alcohol	7.459	59	14075	10.77	ug/L		83
111)	Isobutyl alcohol	10.720	42	5729	20.20	ug/L		93
112)	Tert Amyl Alcohol	10.830	59	10286	9.87	ug/L		89
113)	1,4-Dioxane	11.958	88	1673	13.56	ug/L		76
114)	3,3-dimethyl-1-butanol	13.500	57	59202	47.84	ug/L		91

(#) = qualifier out of range (m) = manual integration (+) = signals summed

Quantitation Report (QT Reviewed)

Data Path : C:\msdchem\1\DATA\121318\
Data File : 1A14478.D
Acq On : 13 Dec 2018 1:36 pm
Operator : eileeng
Sample : IC552-1
Misc : MS42060,V1A552,,,,,
ALS Vial : 4 Sample Multiplier: 1

Quant Time: Dec 14 07:53:38 2018
Quant Method : C:\msdchem\1\METHODS\2018-12-13APP91A.m
Quant Title : SW-846 Method 5035A/8260B
QLast Update : Thu Dec 13 15:25:25 2018
Response via : Initial Calibration

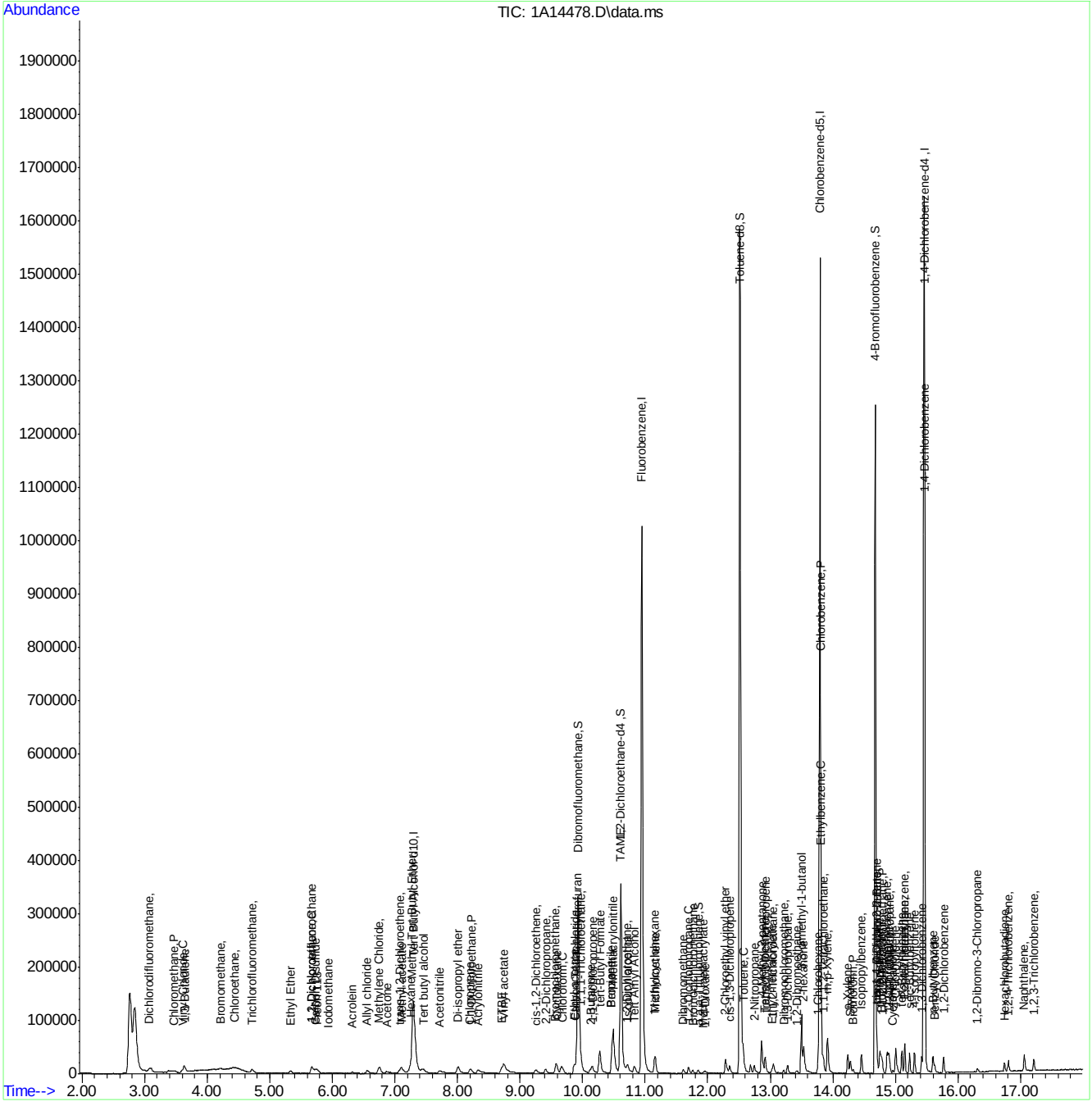

Manual Integration Approval Summary

Sample Number: V1A552-IC552
Lab FileID: 1A14478.D
Injection Time: 12/13/18 13:36

Method: SW846 8260B
Analyst approved: 12/14/18 08:44 Stuti Patel
Supervisor approved: 12/14/18 12:49 Melissa Mangual

Parameter	CAS	Sig#	R.T. (min.)	Reason
Chloroethane	75-00-3		4.44	Missed peak

Quantitation Report (Qedit)

Data Path : C:\msdchem\1\DATA\121318\
Data File : 1A14478.D
Acq On : 13 Dec 2018 1:36 pm
Operator : eileeng
Sample : IC552-1
Misc : MS42060,V1A552,,,,,
ALS Vial : 4 Sample Multiplier: 1

Quant Time: Dec 13 15:25:39 2018
Quant Method : C:\msdchem\1\METHODS\2018-12-13APP91A.m
Quant Title : SW-846 Method 5035A/8260B
QLast Update : Thu Dec 13 15:25:25 2018
Response via : Initial Calibration

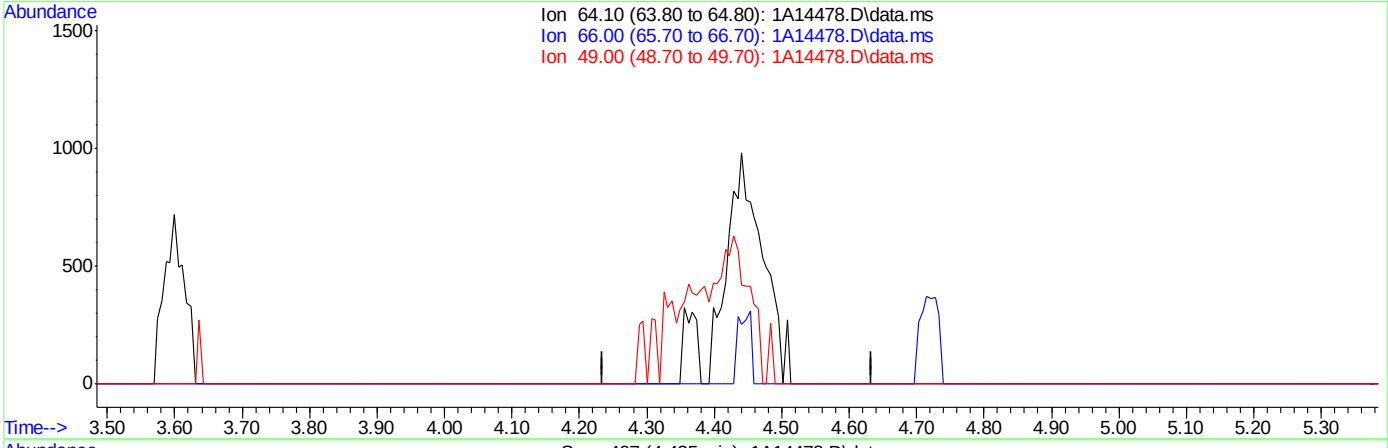

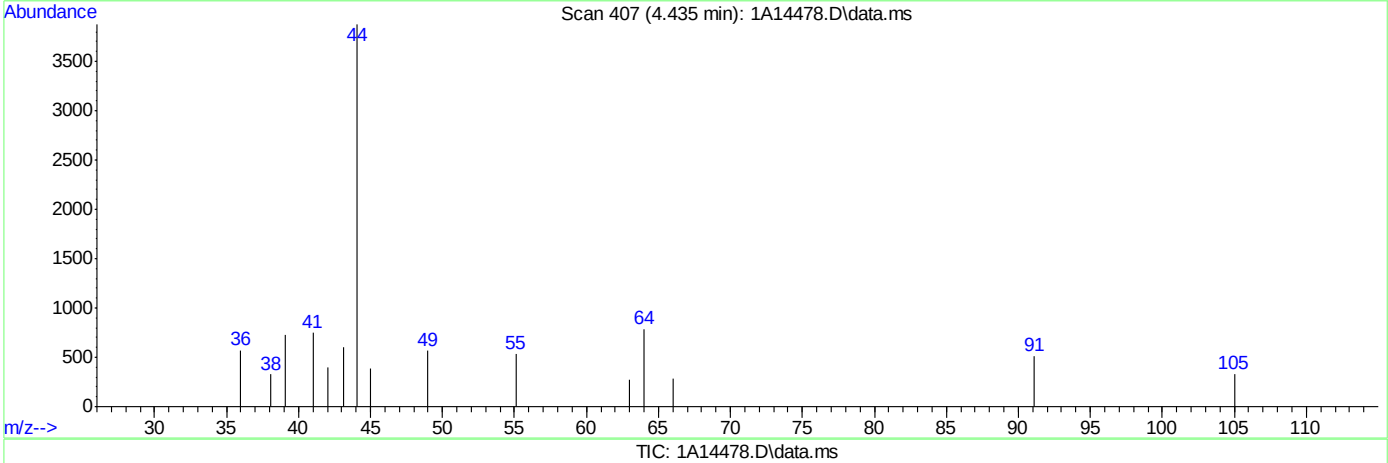

TIC: 1A14478.D\data.ms

(7) Chloroethane ( )

4.435min (-4.435) 0.00ug/L

response 0

Ion	Exp%	Act%
64.10	100	0.00
66.00	32.80	0.00#
49.00	28.90	0.00
0.00	0.00	0.00

Quantitation Report (Qedit)

Data Path : C:\msdchem\1\DATA\121318\
Data File : 1A14478.D
Acq On : 13 Dec 2018 1:36 pm
Operator : eileeng
Sample : IC552-1
Misc : MS42060,V1A552,,,,,
ALS Vial : 4 Sample Multiplier: 1

Quant Time: Dec 13 15:25:39 2018
Quant Method : C:\msdchem\1\METHODS\2018-12-13APP91A.m
Quant Title : SW-846 Method 5035A/8260B
QLast Update : Thu Dec 13 15:25:25 2018
Response via : Initial Calibration

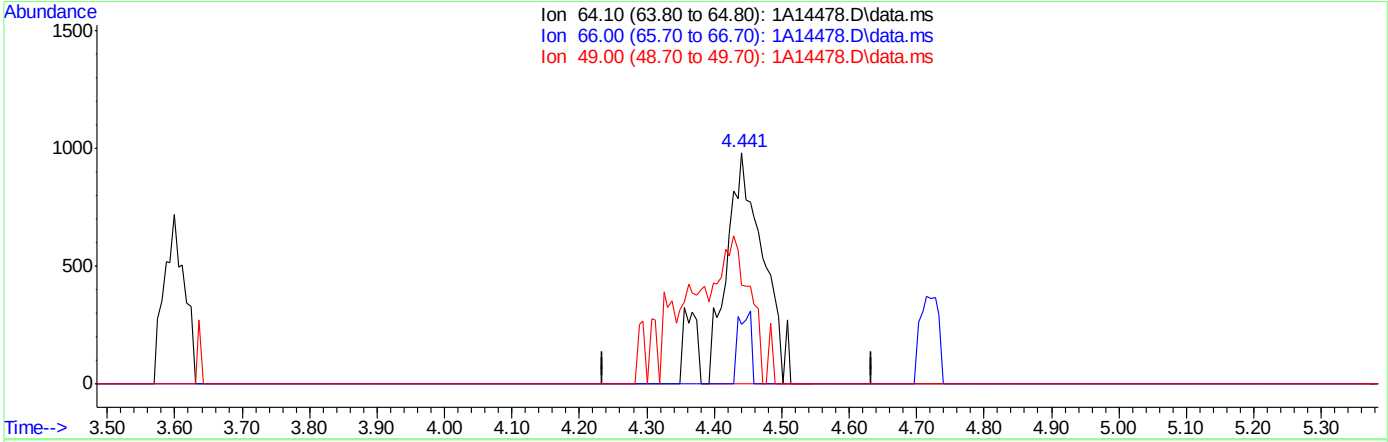

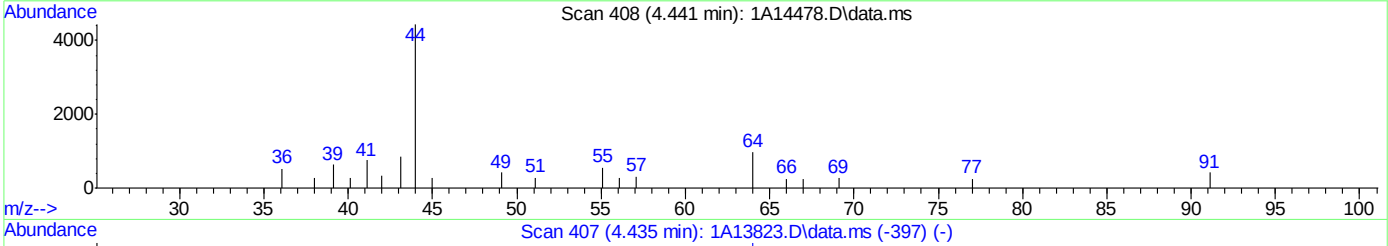

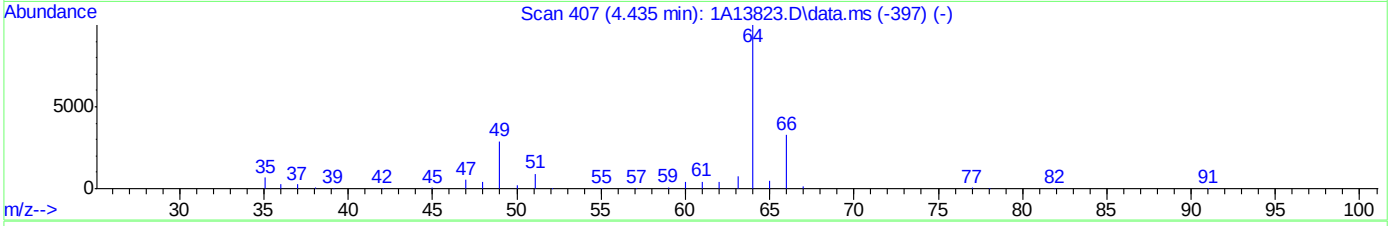

TIC: 1A14478.D\data.ms

(7) Chloroethane ( )

4.441min (+0.006) 1.89ug/L m

response 3627

Ion	Exp%	Act%
64.10	100	100
66.00	32.80	25.87
49.00	28.90	42.87
0.00	0.00	0.00

Quantitation Report (QT Reviewed)

Data Path : C:\msdchem\1\DATA\121318\
Data File : 1A14479.D
Acq On : 13 Dec 2018 2:04 pm
Operator : eileeng
Sample : IC552-2
Misc : MS42060,V1A552,,,,,
ALS Vial : 5 Sample Multiplier: 1

Quant Time: Dec 13 15:25:42 2018
Quant Method : C:\msdchem\1\METHODS\2018-12-13APP91A.m
Quant Title : SW-846 Method 5035A/8260B
QLast Update : Thu Dec 13 15:25:25 2018
Response via : Initial Calibration

Compound	R.T.	QIon	Response	Conc	Units	Dev(Min)
Internal Standards						
1) Fluorobenzene	10.945	96	961292	50.00	ug/L	0.00
57) Chlorobenzene-d5	13.793	117	752034	50.00	ug/L	0.00
80) 1,4-Dichlorobenzene-d4	15.457	152	387654	50.00	ug/L	0.00
107) Tert Butyl Alcohol-d10	7.300	65	245512	250.00	ug/L	-0.01
System Monitoring Compounds						
36) Dibromofluoromethane	9.927	113	245407	47.99	ug/L	0.00
Spiked Amount 50.000	Range 83 - 118		Recovery = 95.98%			
46) 1,2-Dichloroethane-d4	10.610	65	270648	51.25	ug/L	0.00
Spiked Amount 50.000	Range 79 - 125		Recovery = 102.50%			
58) Toluene-d8	12.512	98	959367	48.53	ug/L	0.00
Spiked Amount 50.000	Range 85 - 112		Recovery = 97.06%			
59) a,a,a-Trifluorotoluene	11.842	146	4029	20.14	ug/L	0.00
Spiked Amount 250.000	Range 75 - 126		Recovery = 8.06%#			
81) 4-Bromofluorobenzene	14.676	174	315215	49.16	ug/L	0.00
Spiked Amount 50.000	Range 83 - 118		Recovery = 98.32%			
Target Compounds						Qvalue
2) Dichlorodifluoromethane	3.075	85	29000	4.62	ug/L	97
3) Chloromethane	3.453	50	37421	5.99	ug/L	99
4) 1,3-Butadiene	3.636	54	28385	5.76	ug/L	96
5) Vinyl Chloride	3.605	62	26431	4.21	ug/L	94
6) Bromomethane	4.209	94	10262	4.52	ug/L	92
7) Chloroethane	4.435	64	10364	5.46	ug/L	87
8) Trichlorofluoromethane	4.715	101	42901	5.66	ug/L	97
9) Ethyl Ether	5.325	59	23572	5.09	ug/L	91
10) 1,2-Dichlorotrifluoroe...	5.666	67	26679	4.39	ug/L	99
11) 1,1-Dichloroethene	5.672	61	36493	4.69	ug/L	98
12) Freon 113	5.757	101	23156	4.25	ug/L	98
13) Carbon Disulfide	5.727	76	61590	4.29	ug/L	98
14) Iodomethane	5.934	142	13984	3.40	ug/L	98
15) Allyl chloride	6.556	41	39374	5.24	ug/L	96
16) Methylene Chloride	6.751	49	41600	5.94	ug/L	90
17) Acetone	6.837	43	61403	26.35	ug/L	99
18) Methyl acetate	7.080	43	143452	24.81	ug/L	95
19) trans-1,2-Dichloroethene	7.068	61	36336	4.89	ug/L	96
20) Hexane	7.239	56	25005	5.36	ug/L	90
21) Methyl Tert Butyl Ether	7.269	73	78042	4.49	ug/L	78
22) Acetonitrile	7.672	41	60615	58.16	ug/L	99
23) Di-isopropyl ether	8.001	45	99766	5.67	ug/L	95
24) Chloroprene	8.184	53	36269	5.10	ug/L	91
25) 1,1-Dichloroethane	8.214	63	43792	4.69	ug/L	100
26) Acrylonitrile	8.287	53	69348	22.83	ug/L	97
27) ETBE	8.708	59	92073	5.14	ug/L	93
28) Vinyl acetate	8.708	43	330381	25.89	ug/L	97
29) cis-1,2-Dichloroethene	9.245	96	26115	4.40	ug/L	96
30) 2,2-Dichloropropane	9.409	77	34199	4.14	ug/L	99
31) Bromochloromethane	9.562	128	13756	4.66	ug/L	84
32) Cyclohexane	9.586	56	51552	5.31	ug/L	94

Quantitation Report (QT Reviewed)

Data Path : C:\msdchem\1\DATA\121318\
Data File : 1A14479.D
Acq On : 13 Dec 2018 2:04 pm
Operator : eileeng
Sample : IC552-2
Misc : MS42060,V1A552,,,,,
ALS Vial : 5 Sample Multiplier: 1

Quant Time: Dec 13 15:25:42 2018
Quant Method : C:\msdchem\1\METHODS\2018-12-13APP91A.m
Quant Title : SW-846 Method 5035A/8260B
QLast Update : Thu Dec 13 15:25:25 2018
Response via : Initial Calibration

Compound	R.T.	QIon	Response	Conc	Units		Dev(Min)
33) Chloroform	9.677	83	42711	4.42	ug/L		94
34) Ethyl acetate	9.842	43	208321	26.83	ug/L		100
35) Tetrahydrofuran	9.903	42	21535	6.66	ug/L		92
37) Carbon Tetrachloride	9.885	117	29248	4.20	ug/L		97
38) 1,1,1-Trichloroethane	9.970	97	40107	4.35	ug/L		96
39) 2-Butanone	10.092	43	101168	24.36	ug/L		93
40) 1,1-Dichloropropene	10.147	75	32818	4.31	ug/L		93
41) tert-Butyl Formate	10.269	59	122014	23.42	ug/L		84
42) Propionitrile	10.446	54	71656	58.86	ug/L		76
43) Methacrylonitrile	10.482	41	254616	57.77	ug/L		99
44) Benzene	10.458	78	96109	4.55	ug/L		86
45) TAME	10.598	73	75769	4.48	ug/L		88
47) 1,2-Dichloroethane	10.696	62	37861	4.94	ug/L		96
48) Trichloroethene	11.153	95	27387	4.55	ug/L		97
49) Methylcyclohexane	11.153	83	39326	4.36	ug/L		89
50) Dibromomethane	11.598	93	15783	4.25	ug/L		92
51) 1,2-Dichloropropane	11.683	63	26262	4.79	ug/L		95
53) Bromodichloromethane	11.756	83	26216	4.10	ug/L		95
54) Methyl methacrylate	11.897	41	32152	5.38	ug/L		90
55) 2-Chloroethyl vinyl ether	12.268	63	86092	23.66	ug/L		93
56) cis-1,3-Dichloropropene	12.348	75	38169	4.19	ug/L		95
60) Toluene	12.561	91	105733	4.23	ug/L		99
61) 2-Nitropropane	12.738	41	38136	18.80	ug/L	#	82
62) 4-Methyl-2-pentanone	12.854	43	228997	28.62	ug/L		98
63) trans-1,3-Dichloropropene	12.909	75	34142	4.15	ug/L		86
64) Tetrachloroethene	12.915	166	30731	4.58	ug/L		94
65) Ethyl methacrylate	13.012	69	36781	4.13	ug/L		86
66) 1,1,2-Trichloroethane	13.043	83	20224	4.35	ug/L		95
67) Dibromochloromethane	13.207	129	21252	3.91	ug/L		100
68) 1,3-Dichloropropane	13.268	76	41494	4.38	ug/L		92
69) 1,2-Dibromoethane	13.408	107	26668	4.33	ug/L		96
70) 2-hexanone	13.524	43	225184	30.06	ug/L	#	79
71) 1-Chlorohexane	13.756	91	32581	4.11	ug/L		87
72) Ethylbenzene	13.805	91	118700	4.36	ug/L		99
73) Chlorobenzene	13.805	112	73034	4.51	ug/L		95
74) 1,1,1,2-Tetrachloroethane	13.847	131	22666	4.13	ug/L		96
75) m,p-Xylene	13.908	91	190925	8.83	ug/L		99
76) o-Xylene	14.238	91	95142	4.27	ug/L		99
77) Styrene	14.274	104	74443	4.19	ug/L		97
78) Bromoform	14.323	173	13369	3.60	ug/L		96
79) Isopropylbenzene	14.451	105	109993	4.27	ug/L		98
82) cis-1,4-Dichloro-2-butene	14.701	53	8061	3.24	ug/L	#	79
83) n-Propylbenzene	14.744	91	130410	4.25	ug/L		96
84) Bromobenzene	14.774	156	31687	4.55	ug/L		98
85) 1,1,2,2-Tetrachloroethane	14.792	83	36184	4.40	ug/L		96
86) 1,3,5-Trimethylbenzene	14.865	105	95100	4.42	ug/L		97
87) 2-Chlorotoluene	14.884	91	90168	4.32	ug/L		98
88) trans-1,4-Dichloro-2-B...	14.701	53	8061	3.24	ug/L	#	75
89) 1,2,3-Trichloropropane	14.902	110	12927	4.60	ug/L		95
90) Cyclohexanone	14.957	55	10432	8.14	ug/L		96

Quantitation Report (QT Reviewed)

Data Path : C:\msdchem\1\DATA\121318\
Data File : 1A14479.D
Acq On : 13 Dec 2018 2:04 pm
Operator : eileeng
Sample : IC552-2
Misc : MS42060,V1A552,,,,,
ALS Vial : 5 Sample Multiplier: 1

Quant Time: Dec 13 15:25:42 2018
Quant Method : C:\msdchem\1\METHODS\2018-12-13APP91A.m
Quant Title : SW-846 Method 5035A/8260B
QLast Update : Thu Dec 13 15:25:25 2018
Response via : Initial Calibration

	Compound	R.T.	QIon	Response	Conc	Units		Dev(Min)
91)	4-Chlorotoluene	14.993	91	83066	4.34	ug/L		98
92)	tert-Butylbenzene	15.103	91	52888	4.31	ug/L		95
93)	1,2,4-Trimethylbenzene	15.146	105	98362	4.45	ug/L		97
94)	Pentachloroethane	15.146	167	12803	3.80	ug/L	#	79
95)	sec-Butylbenzene	15.225	105	110664	4.35	ug/L		98
96)	4-Isopropyltoluene	15.304	119	99542	4.56	ug/L		99
97)	1,3-Dichlorobenzene	15.414	146	56715	4.48	ug/L		98
98)	1,4-Dichlorobenzene	15.469	146	60031	4.59	ug/L		96
99)	n-Butylbenzene	15.597	92	46266	4.12	ug/L		97
100)	Benzyl Chloride	15.621	126	12011	3.34	ug/L	#	88
101)	1,2-Dichlorobenzene	15.768	146	56310	4.56	ug/L		99
102)	1,2-Dibromo-3-Chloropr...	16.304	75	6893	3.84	ug/L	#	88
103)	Hexachlorobutadiene	16.743	225	13192	4.28	ug/L		96
104)	1,2,4-Trichlorobenzene	16.798	180	34920	4.33	ug/L		98
105)	Naphthalene	17.054	128	121264	4.36	ug/L		100
106)	1,2,3-Trichlorobenzene	17.206	180	33896	4.27	ug/L		99
108)	Ethanol	5.636	45	11729	106.64	ug/L		100
109)	Acrolein	6.288	56	29572	22.62	ug/L		99
110)	Tert butyl alcohol	7.440	59	64793	50.46	ug/L		90
111)	Isobutyl alcohol	10.708	42	30454	109.27	ug/L		97
112)	Tert Amyl Alcohol	10.824	59	50439	49.27	ug/L		92
113)	1,4-Dioxane	11.939	88	10320	85.21	ug/L		85
114)	3,3-dimethyl-1-butanol	13.494	57	294871	244.29	ug/L		92

(#) = qualifier out of range (m) = manual integration (+) = signals summed

Quantitation Report (QT Reviewed)

Data Path : C:\msdchem\1\DATA\121318\
Data File : 1A14479.D
Acq On : 13 Dec 2018 2:04 pm
Operator : eileeng
Sample : IC552-2
Misc : MS42060,V1A552,,,,,
ALS Vial : 5 Sample Multiplier: 1

Quant Time: Dec 13 15:25:42 2018
Quant Method : C:\msdchem\1\METHODS\2018-12-13APP91A.m
Quant Title : SW-846 Method 5035A/8260B
QLast Update : Thu Dec 13 15:25:25 2018
Response via : Initial Calibration

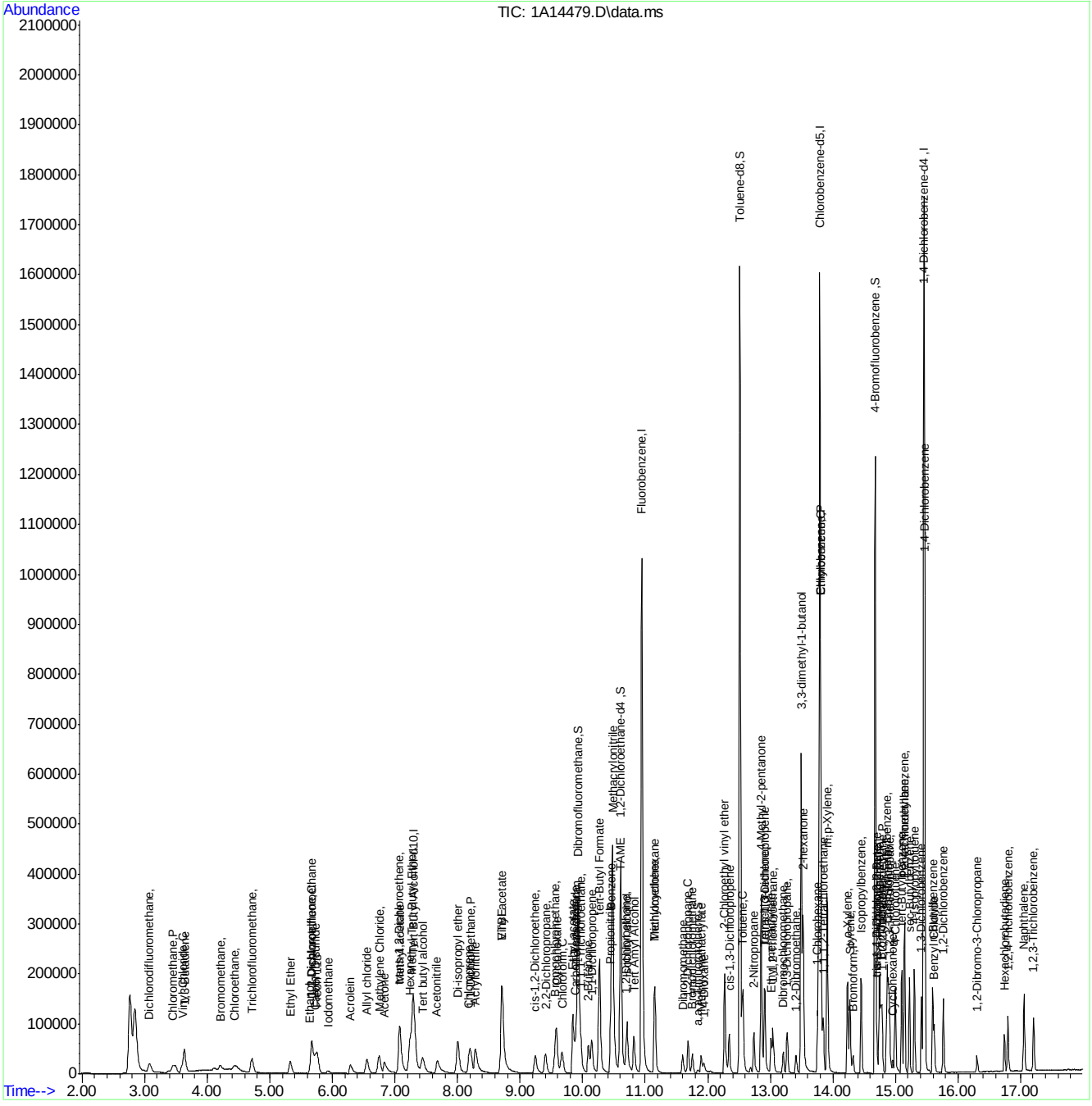

Quantitation Report (QT Reviewed)

Data Path : C:\msdchem\1\DATA\121318\
Data File : 1A14480.D
Acq On : 13 Dec 2018 2:32 pm
Operator : eileeng
Sample : IC552-3
Misc : MS42060,V1A552,,,,,
ALS Vial : 6 Sample Multiplier: 1

Quant Time: Dec 13 15:25:44 2018
Quant Method : C:\msdchem\1\METHODS\2018-12-13APP91A.m
Quant Title : SW-846 Method 5035A/8260B
QLast Update : Thu Dec 13 15:25:25 2018
Response via : Initial Calibration

Compound	R.T.	QIon	Response	Conc	Units	Dev(Min)
Internal Standards						
1) Fluorobenzene	10.946	96	943332	50.00	ug/L	0.00
57) Chlorobenzene-d5	13.793	117	724892	50.00	ug/L	0.00
80) 1,4-Dichlorobenzene-d4	15.457	152	392263	50.00	ug/L	0.00
107) Tert Butyl Alcohol-d10	7.300	65	266426	250.00	ug/L	-0.01
System Monitoring Compounds						
36) Dibromofluoromethane	9.922	113	245967	49.02	ug/L	0.00
Spiked Amount 50.000	Range 83 - 118		Recovery = 98.04%			
46) 1,2-Dichloroethane-d4	10.610	65	267604	51.64	ug/L	0.00
Spiked Amount 50.000	Range 79 - 125		Recovery = 103.28%			
58) Toluene-d8	12.512	98	952670	49.99	ug/L	0.00
Spiked Amount 50.000	Range 85 - 112		Recovery = 99.98%			
59) a,a,a-Trifluorotoluene	11.842	146	4132	21.43	ug/L	0.00
Spiked Amount 250.000	Range 75 - 126		Recovery = 8.57%#			
81) 4-Bromofluorobenzene	14.677	174	315333	48.60	ug/L	0.00
Spiked Amount 50.000	Range 83 - 118		Recovery = 97.20%			
Target Compounds						Qvalue
2) Dichlorodifluoromethane	3.081	85	64833	10.52	ug/L	100
3) Chloromethane	3.465	50	79782	13.02	ug/L	95
4) 1,3-Butadiene	3.636	54	60395	12.48	ug/L	96
5) Vinyl Chloride	3.600	62	57793	9.39	ug/L	95
6) Bromomethane	4.209	94	21326	9.43	ug/L	96
7) Chloroethane	4.435	64	19416	10.54	ug/L	90
8) Trichlorofluoromethane	4.709	101	92902	12.50	ug/L	98
9) Ethyl Ether	5.325	59	51577	11.36	ug/L	94
10) 1,2-Dichlorotrifluoroe...	5.666	67	58036	9.74	ug/L	94
11) 1,1-Dichloroethene	5.666	61	81270	10.65	ug/L	97
12) Freon 113	5.752	101	51760	9.69	ug/L	97
13) Carbon Disulfide	5.715	76	133337	9.46	ug/L	97
14) Iodomethane	5.922	142	29491	7.30	ug/L	93
15) Allyl chloride	6.550	41	86527	11.73	ug/L	96
16) Methylene Chloride	6.739	49	85528	12.47	ug/L	90
17) Acetone	6.825	43	147922	64.67	ug/L	98
18) Methyl acetate	7.068	43	344280	60.71	ug/L	96
19) trans-1,2-Dichloroethene	7.062	61	81023	11.11	ug/L	96
20) Hexane	7.233	56	55542	12.14	ug/L	90
21) Methyl Tert Butyl Ether	7.264	73	168687	9.88	ug/L	75
22) Acetonitrile	7.660	41	138026	134.95	ug/L	97
23) Di-isopropyl ether	8.001	45	217746	12.60	ug/L	96
24) Chloroprene	8.178	53	80989	11.61	ug/L	90
25) 1,1-Dichloroethane	8.208	63	96060	10.49	ug/L	99
26) Acrylonitrile	8.276	53	171422	57.49	ug/L	99
27) ETBE	8.708	59	202481	11.53	ug/L	94
28) Vinyl acetate	8.702	43	783690	62.57	ug/L	98
29) cis-1,2-Dichloroethene	9.239	96	59136	10.15	ug/L	93
30) 2,2-Dichloropropane	9.409	77	77123	9.52	ug/L	98
31) Bromochloromethane	9.556	128	29719	10.26	ug/L	90
32) Cyclohexane	9.580	56	113235	11.88	ug/L	95

Quantitation Report (QT Reviewed)

Data Path : C:\msdchem\1\DATA\121318\
Data File : 1A14480.D
Acq On : 13 Dec 2018 2:32 pm
Operator : eileeng
Sample : IC552-3
Misc : MS42060,V1A552,,,,,
ALS Vial : 6 Sample Multiplier: 1

Quant Time: Dec 13 15:25:44 2018
Quant Method : C:\msdchem\1\METHODS\2018-12-13APP91A.m
Quant Title : SW-846 Method 5035A/8260B
QLast Update : Thu Dec 13 15:25:25 2018
Response via : Initial Calibration

Compound	R.T.	QIon	Response	Conc	Units		Dev(Min)
33) Chloroform	9.672	83	94201	9.93	ug/L		93
34) Ethyl acetate	9.836	43	477956	62.72	ug/L		99
35) Tetrahydrofuran	9.897	42	43276	13.75	ug/L		94
37) Carbon Tetrachloride	9.885	117	64417	9.42	ug/L		97
38) 1,1,1-Trichloroethane	9.964	97	90210	9.98	ug/L		96
39) 2-Butanone	10.080	43	251049	61.73	ug/L		93
40) 1,1-Dichloropropene	10.141	75	73218	9.81	ug/L		94
41) tert-Butyl Formate	10.269	59	273994	53.59	ug/L		86
42) Propionitrile	10.440	54	163691	137.03	ug/L		72
43) Methacrylonitrile	10.476	41	566341	130.94	ug/L		99
44) Benzene	10.458	78	206171	9.95	ug/L		75
45) TAME	10.598	73	163292	9.84	ug/L		89
47) 1,2-Dichloroethane	10.696	62	80714	10.74	ug/L		98
48) Trichloroethene	11.153	95	58971	9.99	ug/L		98
49) Methylcyclohexane	11.153	83	86783	9.81	ug/L		91
50) Dibromomethane	11.592	93	34891	9.56	ug/L		98
51) 1,2-Dichloropropane	11.683	63	57106	10.60	ug/L		94
53) Bromodichloromethane	11.750	83	59837	9.55	ug/L		95
54) Methyl methacrylate	11.885	41	74480	12.71	ug/L		88
55) 2-Chloroethyl vinyl ether	12.269	63	191839	54.43	ug/L		94
56) cis-1,3-Dichloropropene	12.342	75	86096	9.62	ug/L		94
60) Toluene	12.561	91	231505	9.60	ug/L		99
61) 2-Nitropropane	12.738	41	95397	48.50	ug/L	#	88
62) 4-Methyl-2-pentanone	12.854	43	511393	66.31	ug/L		98
63) trans-1,3-Dichloropropene	12.909	75	76830	9.68	ug/L		93
64) Tetrachloroethene	12.909	166	66271	10.26	ug/L		99
65) Ethyl methacrylate	13.012	69	83792	9.73	ug/L		90
66) 1,1,2-Trichloroethane	13.043	83	44239	9.88	ug/L		96
67) Dibromochloromethane	13.207	129	48707	9.20	ug/L		99
68) 1,3-Dichloropropane	13.268	76	90919	9.96	ug/L		91
69) 1,2-Dibromoethane	13.409	107	59821	10.05	ug/L		98
70) 2-hexanone	13.524	43	507382	70.28	ug/L	#	77
71) 1-Chlorohexane	13.756	91	72038	9.42	ug/L		88
72) Ethylbenzene	13.805	91	255561	9.73	ug/L		100
73) Chlorobenzene	13.805	112	157011	10.06	ug/L		96
74) 1,1,1,2-Tetrachloroethane	13.848	131	51074	9.59	ug/L		99
75) m,p-Xylene	13.909	91	407049	19.53	ug/L		98
76) o-Xylene	14.232	91	206105	9.59	ug/L		99
77) Styrene	14.268	104	166780	9.71	ug/L		97
78) Bromoform	14.323	173	31678	8.72	ug/L		98
79) Isopropylbenzene	14.451	105	243437	9.80	ug/L		98
82) cis-1,4-Dichloro-2-butene	14.701	53	18478	7.32	ug/L	#	85
83) n-Propylbenzene	14.744	91	288068	9.28	ug/L		99
84) Bromobenzene	14.774	156	67931	9.63	ug/L		98
85) 1,1,2,2-Tetrachloroethane	14.793	83	81110	9.74	ug/L		97
86) 1,3,5-Trimethylbenzene	14.866	105	208389	9.56	ug/L		98
87) 2-Chlorotoluene	14.884	91	196263	9.30	ug/L		98
88) trans-1,4-Dichloro-2-B...	14.701	53	18478	7.32	ug/L		95
89) 1,2,3-Trichloropropane	14.902	110	29046	10.21	ug/L		99
90) Cyclohexanone	14.951	55	25466	19.63	ug/L		96

Quantitation Report (QT Reviewed)

Data Path : C:\msdchem\1\DATA\121318\
Data File : 1A14480.D
Acq On : 13 Dec 2018 2:32 pm
Operator : eileeng
Sample : IC552-3
Misc : MS42060,V1A552,,,,,
ALS Vial : 6 Sample Multiplier: 1

Quant Time: Dec 13 15:25:44 2018
Quant Method : C:\msdchem\1\METHODS\2018-12-13APP91A.m
Quant Title : SW-846 Method 5035A/8260B
QLast Update : Thu Dec 13 15:25:25 2018
Response via : Initial Calibration

	Compound	R.T.	QIon	Response	Conc	Units		Dev(Min)
91)	4-Chlorotoluene	14.994	91	181996	9.40	ug/L		98
92)	tert-Butylbenzene	15.103	91	116643	9.40	ug/L		95
93)	1,2,4-Trimethylbenzene	15.146	105	216414	9.68	ug/L		97
94)	Pentachloroethane	15.146	167	30059	8.77	ug/L	#	84
95)	sec-Butylbenzene	15.225	105	243002	9.45	ug/L		99
96)	4-Isopropyltoluene	15.305	119	220166	9.96	ug/L		99
97)	1,3-Dichlorobenzene	15.414	146	124679	9.73	ug/L		98
98)	1,4-Dichlorobenzene	15.469	146	130791	9.87	ug/L		97
99)	n-Butylbenzene	15.597	92	104604	9.21	ug/L		99
100)	Benzyl Chloride	15.622	126	30422	8.31	ug/L		98
101)	1,2-Dichlorobenzene	15.768	146	122012	9.77	ug/L		99
102)	1,2-Dibromo-3-Chloropr...	16.304	75	16669	9.09	ug/L		91
103)	Hexachlorobutadiene	16.743	225	28910	9.28	ug/L		97
104)	1,2,4-Trichlorobenzene	16.798	180	77344	9.48	ug/L		97
105)	Naphthalene	17.054	128	275077	9.77	ug/L		100
106)	1,2,3-Trichlorobenzene	17.207	180	77640	9.66	ug/L		97
108)	Ethanol	5.636	45	28645	240.22	ug/L		98
109)	Acrolein	6.276	56	70637	49.78	ug/L		100
110)	Tert butyl alcohol	7.446	59	148854	106.83	ug/L		94
111)	Isobutyl alcohol	10.708	42	74127	245.10	ug/L		97
112)	Tert Amyl Alcohol	10.818	59	121702	109.54	ug/L		91
113)	1,4-Dioxane	11.939	88	25386	193.34	ug/L		89
114)	3,3-dimethyl-1-butanol	13.494	57	695380	536.62	ug/L		92

(#) = qualifier out of range (m) = manual integration (+) = signals summed

Quantitation Report (QT Reviewed)

Data Path : C:\msdchem\1\DATA\121318\
Data File : 1A14480.D
Acq On : 13 Dec 2018 2:32 pm
Operator : eileeng
Sample : IC552-3
Misc : MS42060,V1A552,,,,,
ALS Vial : 6 Sample Multiplier: 1

Quant Time: Dec 13 15:25:44 2018
Quant Method : C:\msdchem\1\METHODS\2018-12-13APP91A.m
Quant Title : SW-846 Method 5035A/8260B
QLast Update : Thu Dec 13 15:25:25 2018
Response via : Initial Calibration

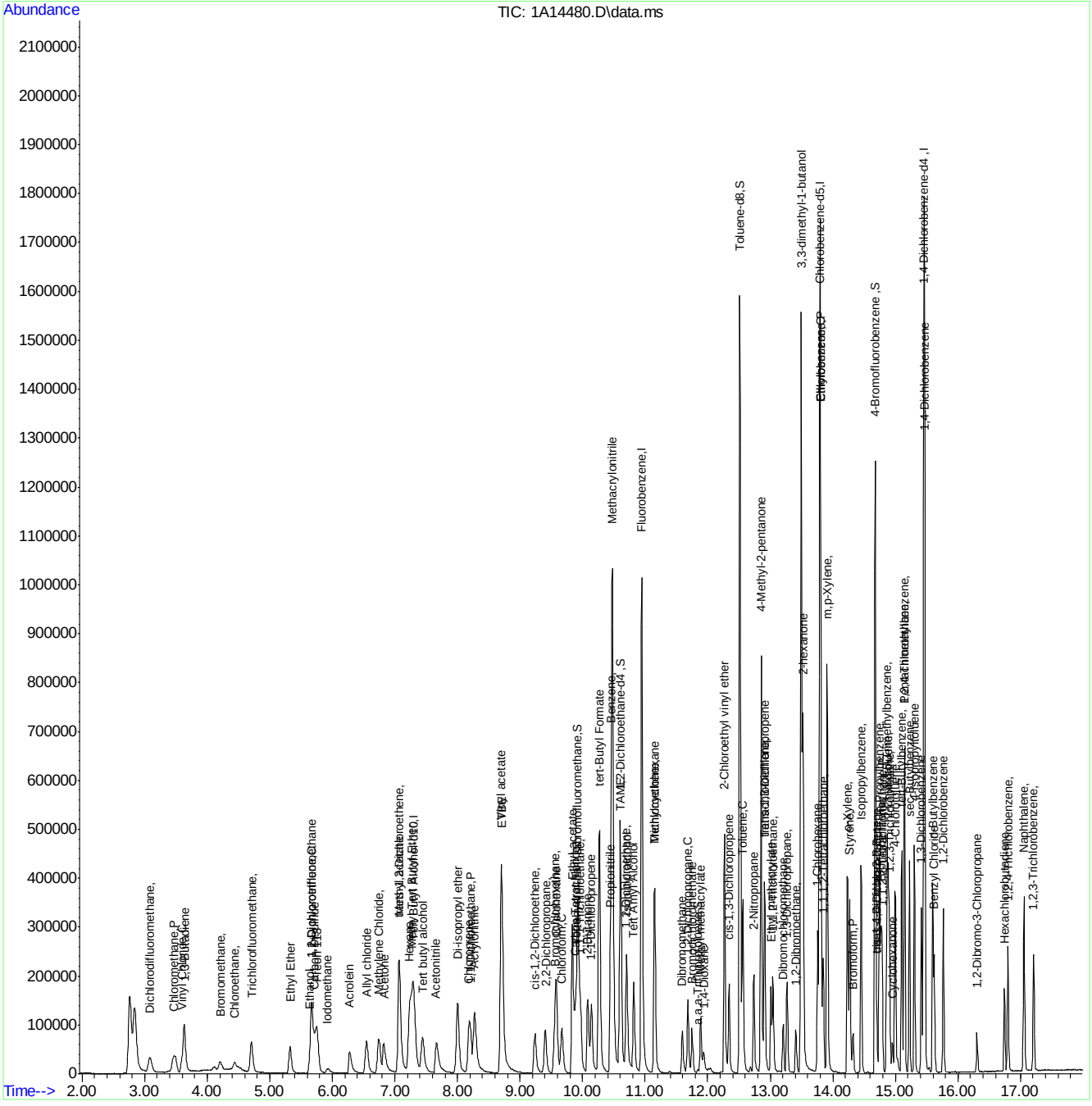

Quantitation Report (QT Reviewed)

Data Path : C:\msdchem\1\DATA\121318\
Data File : 1A14481.D
Acq On : 13 Dec 2018 3:00 pm
Operator : eileeng
Sample : IC552-4
Misc : MS42060,V1A552,,,,,
ALS Vial : 7 Sample Multiplier: 1

Quant Time: Dec 13 15:25:46 2018
Quant Method : C:\msdchem\1\METHODS\2018-12-13APP91A.m
Quant Title : SW-846 Method 5035A/8260B
QLast Update : Thu Dec 13 15:25:25 2018
Response via : Initial Calibration

Compound	R.T.	QIon	Response	Conc	Units	Dev(Min)
Internal Standards						
1) Fluorobenzene	10.945	96	975813	50.00	ug/L	0.00
57) Chlorobenzene-d5	13.793	117	742763	50.00	ug/L	0.00
80) 1,4-Dichlorobenzene-d4	15.457	152	405395	50.00	ug/L	0.00
107) Tert Butyl Alcohol-d10	7.312	65	270658	250.00	ug/L	0.00
System Monitoring Compounds						
36) Dibromofluoromethane	9.927	113	255831	49.29	ug/L	0.00
Spiked Amount 50.000	Range 83 - 118		Recovery = 98.58%			
46) 1,2-Dichloroethane-d4	10.610	65	278286	51.91	ug/L	0.00
Spiked Amount 50.000	Range 79 - 125		Recovery = 103.82%			
58) Toluene-d8	12.512	98	987327	50.57	ug/L	0.00
Spiked Amount 50.000	Range 85 - 112		Recovery = 101.14%			
59) a,a,a-Trifluorotoluene	11.842	146	4467	22.61	ug/L	0.00
Spiked Amount 250.000	Range 75 - 126		Recovery = 9.04%#			
81) 4-Bromofluorobenzene	14.676	174	326754	48.73	ug/L	0.00
Spiked Amount 50.000	Range 83 - 118		Recovery = 97.46%			
Target Compounds						Qvalue
2) Dichlorodifluoromethane	3.075	85	156923	24.62	ug/L	99
3) Chloromethane	3.459	50	194595	30.69	ug/L	97
4) 1,3-Butadiene	3.636	54	139222	27.82	ug/L	99
5) Vinyl Chloride	3.599	62	146170	22.95	ug/L	99
6) Bromomethane	4.203	94	55170	22.68	ug/L	96
7) Chloroethane	4.435	64	42968	23.24	ug/L	96
8) Trichlorofluoromethane	4.691	101	217782	28.32	ug/L	99
9) Ethyl Ether	5.325	59	132093	28.12	ug/L	94
10) 1,2-Dichlorotrifluoroe...	5.666	67	145150	23.54	ug/L	97
11) 1,1-Dichloroethene	5.660	61	205241	25.99	ug/L	97
12) Freon 113	5.751	101	130710	23.65	ug/L	97
13) Carbon Disulfide	5.715	76	335093	22.98	ug/L	96
14) Iodomethane	5.922	142	84987	20.35	ug/L	97
15) Allyl chloride	6.544	41	222059	29.10	ug/L	97
16) Methylene Chloride	6.739	49	208925	29.66	ug/L	92
17) Acetone	6.818	43	376735	159.23	ug/L	100
18) Methyl acetate	7.062	43	903917	154.26	ug/L	95
19) trans-1,2-Dichloroethene	7.056	61	202607	26.86	ug/L	96
20) Hexane	7.233	56	135143	28.55	ug/L	89
21) Methyl Tert Butyl Ether	7.263	73	427219	24.19	ug/L	82
22) Acetonitrile	7.660	41	356238	336.72	ug/L	100
23) Di-isopropyl ether	8.001	45	557931	31.22	ug/L	97
24) Chloroprene	8.178	53	208097	28.84	ug/L	93
25) 1,1-Dichloroethane	8.208	63	245152	25.88	ug/L	98
26) Acrylonitrile	8.269	53	460314	149.10	ug/L	98
27) ETBE	8.702	59	510303	28.09	ug/L	95
28) Vinyl acetate	8.696	43	2016502	155.64	ug/L	98
29) cis-1,2-Dichloroethene	9.232	96	150185	24.93	ug/L	93
30) 2,2-Dichloropropane	9.403	77	198232	23.66	ug/L	97
31) Bromochloromethane	9.549	128	74847	24.97	ug/L	90
32) Cyclohexane	9.580	56	281667	28.58	ug/L	94

Quantitation Report (QT Reviewed)

Data Path : C:\msdchem\1\DATA\121318\
Data File : 1A14481.D
Acq On : 13 Dec 2018 3:00 pm
Operator : eileeng
Sample : IC552-4
Misc : MS42060,V1A552,,,,,
ALS Vial : 7 Sample Multiplier: 1

Quant Time: Dec 13 15:25:46 2018
Quant Method : C:\msdchem\1\METHODS\2018-12-13APP91A.m
Quant Title : SW-846 Method 5035A/8260B
QLast Update : Thu Dec 13 15:25:25 2018
Response via : Initial Calibration

Compound	R.T.	QIon	Response	Conc	Units	Dev(Min)
33) Chloroform	9.665	83	236736	24.12	ug/L	96
34) Ethyl acetate	9.830	43	1223248	155.18	ug/L	99
35) Tetrahydrofuran	9.897	42	98992	30.96	ug/L	98
37) Carbon Tetrachloride	9.885	117	168150	23.77	ug/L	97
38) 1,1,1-Trichloroethane	9.964	97	226658	24.24	ug/L	98
39) 2-Butanone	10.074	43	647814	154.80	ug/L	92
40) 1,1-Dichloropropene	10.141	75	184585	23.91	ug/L	95
41) tert-Butyl Formate	10.269	59	710335	134.31	ug/L	91
42) Propionitrile	10.440	54	408429	330.53	ug/L	75
43) Methacrylonitrile	10.476	41	1377718	307.93	ug/L	99
44) Benzene	10.458	78	509604	23.77	ug/L	76
45) TAME	10.598	73	411405	23.96	ug/L	90
47) 1,2-Dichloroethane	10.689	62	202631	26.07	ug/L	98
48) Trichloroethene	11.147	95	149493	24.48	ug/L	99
49) Methylcyclohexane	11.147	83	216799	23.70	ug/L	89
50) Dibromomethane	11.592	93	88621	23.48	ug/L	95
51) 1,2-Dichloropropane	11.683	63	144767	25.99	ug/L	94
53) Bromodichloromethane	11.750	83	160279	24.72	ug/L	96
54) Methyl methacrylate	11.878	41	184770	30.48	ug/L	89
55) 2-Chloroethyl vinyl ether	12.268	63	465825	132.14	ug/L	95
56) cis-1,3-Dichloropropene	12.342	75	225997	24.41	ug/L	93
60) Toluene	12.561	91	579654	23.46	ug/L	99
61) 2-Nitropropane	12.738	41	265823	129.79	ug/L	94
62) 4-Methyl-2-pentanone	12.854	43	1247769	157.91	ug/L	99
63) trans-1,3-Dichloropropene	12.902	75	196848	24.20	ug/L	91
64) Tetrachloroethene	12.909	166	165122	24.94	ug/L	96
65) Ethyl methacrylate	13.006	69	213887	24.07	ug/L	87
66) 1,1,2-Trichloroethane	13.043	83	111014	24.20	ug/L	97
67) Dibromochloromethane	13.207	129	134136	24.00	ug/L	99
68) 1,3-Dichloropropane	13.268	76	228668	24.46	ug/L	93
69) 1,2-Dibromoethane	13.408	107	153253	24.92	ug/L	100
70) 2-hexanone	13.518	43	1228821	166.10	ug/L	82
71) 1-Chlorohexane	13.756	91	183210	23.38	ug/L	88
72) Ethylbenzene	13.805	91	632929	23.51	ug/L	98
73) Chlorobenzene	13.805	112	388164	24.26	ug/L	96
74) 1,1,1,2-Tetrachloroethane	13.847	131	133745	24.17	ug/L	97
75) m,p-Xylene	13.908	91	1011346	47.36	ug/L	99
76) o-Xylene	14.231	91	525274	23.85	ug/L	99
77) Styrene	14.268	104	425214	24.03	ug/L	98
78) Bromoform	14.323	173	90442	23.24	ug/L	99
79) Isopropylbenzene	14.451	105	609965	23.97	ug/L	98
82) cis-1,4-Dichloro-2-butene	14.695	53	57223	21.63	ug/L	89
83) n-Propylbenzene	14.744	91	726280	22.65	ug/L	97
84) Bromobenzene	14.768	156	173050	23.74	ug/L	98
85) 1,1,2,2-Tetrachloroethane	14.786	83	204285	23.74	ug/L	96
86) 1,3,5-Trimethylbenzene	14.865	105	523706	23.25	ug/L	98
87) 2-Chlorotoluene	14.884	91	490581	22.50	ug/L	97
88) trans-1,4-Dichloro-2-B...	14.695	53	57223	21.63	ug/L	94
89) 1,2,3-Trichloropropane	14.902	110	71398	24.29	ug/L	96
90) Cyclohexanone	14.951	55	57865	43.15	ug/L	94

Quantitation Report (QT Reviewed)

Data Path : C:\msdchem\1\DATA\121318\
Data File : 1A14481.D
Acq On : 13 Dec 2018 3:00 pm
Operator : eileeng
Sample : IC552-4
Misc : MS42060,V1A552,,,,,
ALS Vial : 7 Sample Multiplier: 1

Quant Time: Dec 13 15:25:46 2018
Quant Method : C:\msdchem\1\METHODS\2018-12-13APP91A.m
Quant Title : SW-846 Method 5035A/8260B
QLast Update : Thu Dec 13 15:25:25 2018
Response via : Initial Calibration

	Compound	R.T.	QIon	Response	Conc	Units		Dev(Min)
91)	4-Chlorotoluene	14.993	91	462278	23.11	ug/L		98
92)	tert-Butylbenzene	15.103	91	290229	22.63	ug/L		97
93)	1,2,4-Trimethylbenzene	15.146	105	541972	23.45	ug/L		98
94)	Pentachloroethane	15.146	167	81716	22.78	ug/L	#	86
95)	sec-Butylbenzene	15.225	105	605666	22.78	ug/L		98
96)	4-Isopropyltoluene	15.304	119	555419	24.32	ug/L		100
97)	1,3-Dichlorobenzene	15.414	146	317666	23.98	ug/L		100
98)	1,4-Dichlorobenzene	15.469	146	320850	23.44	ug/L		98
99)	n-Butylbenzene	15.597	92	268729	22.89	ug/L		99
100)	Benzyl Chloride	15.621	126	85518	22.26	ug/L		97
101)	1,2-Dichlorobenzene	15.768	146	308061	23.86	ug/L		99
102)	1,2-Dibromo-3-Chloropr...	16.304	75	43882	22.60	ug/L		92
103)	Hexachlorobutadiene	16.743	225	72925	22.65	ug/L		96
104)	1,2,4-Trichlorobenzene	16.798	180	198917	23.60	ug/L		98
105)	Naphthalene	17.054	128	694156	23.85	ug/L		100
106)	1,2,3-Trichlorobenzene	17.206	180	196977	23.72	ug/L		99
108)	Ethanol	5.636	45	75027	620.99	ug/L		100
109)	Acrolein	6.276	56	188804	130.98	ug/L		99
110)	Tert butyl alcohol	7.446	59	373135	263.61	ug/L		97
111)	Isobutyl alcohol	10.708	42	189044	615.30	ug/L		98
112)	Tert Amyl Alcohol	10.817	59	300993	266.69	ug/L		92
113)	1,4-Dioxane	11.933	88	64480	484.59	ug/L		89
114)	3,3-dimethyl-1-butanol	13.494	57	1719084	1346.21	ug/L		92

(#) = qualifier out of range (m) = manual integration (+) = signals summed

Quantitation Report (QT Reviewed)

Data Path : C:\msdchem\1\DATA\121318\
Data File : 1A14481.D
Acq On : 13 Dec 2018 3:00 pm
Operator : eileeng
Sample : IC552-4
Misc : MS42060,V1A552,,,,,
ALS Vial : 7 Sample Multiplier: 1

Quant Time: Dec 13 15:25:46 2018
Quant Method : C:\msdchem\1\METHODS\2018-12-13APP91A.m
Quant Title : SW-846 Method 5035A/8260B
QLast Update : Thu Dec 13 15:25:25 2018
Response via : Initial Calibration

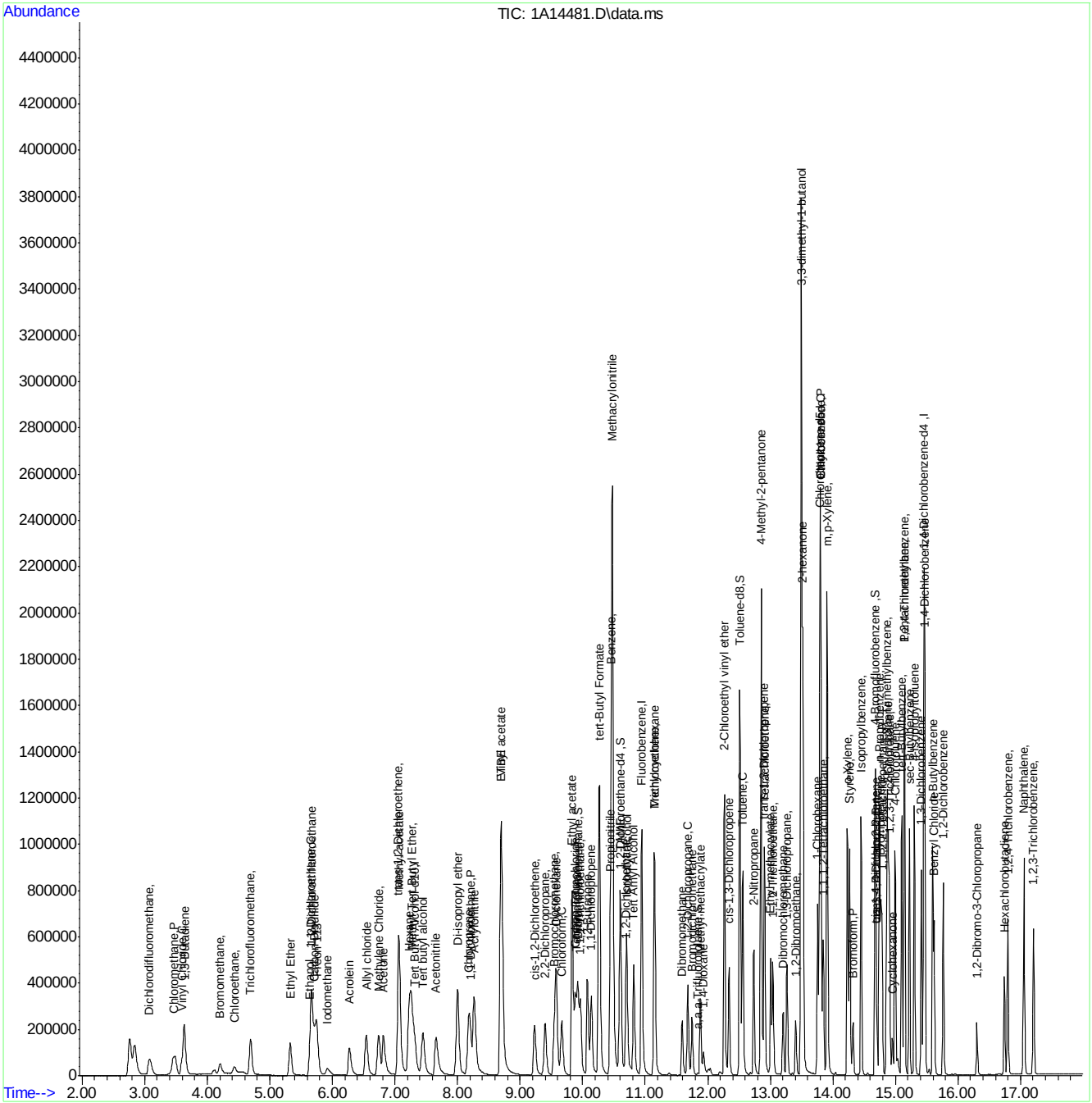

Quantitation Report (QT Reviewed)

Data Path : C:\msdchem\1\DATA\121318\
Data File : 1A14482.D
Acq On : 13 Dec 2018 3:28 pm
Operator : eileeng
Sample : ICC552-5
Misc : MS42060,V1A552,,,,,
ALS Vial : 8 Sample Multiplier: 1

Quant Time: Dec 14 07:56:29 2018
Quant Method : C:\msdchem\1\METHODS\2018-12-13APP91A.m
Quant Title : SW-846 Method 5035A/8260B
QLast Update : Thu Dec 13 15:25:25 2018
Response via : Initial Calibration

Compound	R.T.	QIon	Response	Conc	Units	Dev(Min)
Internal Standards						
1) Fluorobenzene	10.946	96	976941	50.00	ug/L	0.00
57) Chlorobenzene-d5	13.793	117	730583	50.00	ug/L	0.00
80) 1,4-Dichlorobenzene-d4	15.457	152	399777	50.00	ug/L	0.00
107) Tert Butyl Alcohol-d10	7.324	65	254726	250.00	ug/L	0.01
System Monitoring Compounds						
36) Dibromofluoromethane	9.921	113	254206	48.92	ug/L	0.00
Spiked Amount 50.000	Range 83 - 118		Recovery = 97.84%			
46) 1,2-Dichloroethane-d4	10.610	65	265597	49.49	ug/L	0.00
Spiked Amount 50.000	Range 79 - 125		Recovery = 98.98%			
58) Toluene-d8	12.512	98	984951	51.29	ug/L	0.00
Spiked Amount 50.000	Range 85 - 112		Recovery = 102.58%			
59) a,a,a-Trifluorotoluene	11.836	146	4518	23.25	ug/L	0.00
Spiked Amount 250.000	Range 75 - 126		Recovery = 9.30%#			
81) 4-Bromofluorobenzene	14.677	174	322265	48.74	ug/L	0.00
Spiked Amount 50.000	Range 83 - 118		Recovery = 97.48%			
Target Compounds						Qvalue
2) Dichlorodifluoromethane	3.075	85	258758	40.56	ug/L	99
3) Chloromethane	3.453	50	332986	52.45	ug/L	98
4) 1,3-Butadiene	3.636	54	225254	44.95	ug/L	99
5) Vinyl Chloride	3.600	62	253850	39.81	ug/L	96
6) Bromomethane	4.209	94	96458	37.94	ug/L	99
7) Chloroethane	4.435	64	68777	38.57	ug/L	97
8) Trichlorofluoromethane	4.685	101	345721	44.90	ug/L	100
9) Ethyl Ether	5.331	59	217948	46.35	ug/L	93
10) 1,2-Dichlorotrifluoroe...	5.666	67	238967	38.72	ug/L	97
11) 1,1-Dichloroethene	5.654	61	340424	43.06	ug/L	97
12) Freon 113	5.745	101	212295	38.37	ug/L	98
13) Carbon Disulfide	5.709	76	556492	38.13	ug/L	98
14) Iodomethane	5.922	142	179006	42.81	ug/L	96
15) Allyl chloride	6.538	41	371516	48.64	ug/L	96
16) Methylene Chloride	6.733	49	341719	48.84	ug/L	91
17) Acetone	6.818	43	595861	251.56	ug/L	100
18) Methyl acetate	7.062	43	1439164	245.60	ug/L	95
19) trans-1,2-Dichloroethene	7.050	61	334964	44.35	ug/L	94
20) Hexane	7.227	56	221487	46.73	ug/L	97
21) Methyl Tert Butyl Ether	7.263	73	692254	39.16	ug/L	88
22) Acetonitrile	7.660	41	568975	537.18	ug/L	99
23) Di-isopropyl ether	8.001	45	913524	51.05	ug/L	96
24) Chloroprene	8.172	53	346586	47.98	ug/L	92
25) 1,1-Dichloroethane	8.208	63	402736	42.47	ug/L	100
26) Acrylonitrile	8.263	53	746371	241.28	ug/L	99
27) ETBE	8.708	59	825507	45.38	ug/L	95
28) Vinyl acetate	8.696	43	3279281	252.82	ug/L	98
29) cis-1,2-Dichloroethene	9.233	96	244847	40.60	ug/L	93
30) 2,2-Dichloropropane	9.403	77	328292	39.13	ug/L	100
31) Bromochloromethane	9.550	128	121113	40.36	ug/L	90
32) Cyclohexane	9.580	56	463640	46.98	ug/L	94

Quantitation Report (QT Reviewed)

Data Path : C:\msdchem\1\DATA\121318\
Data File : 1A14482.D
Acq On : 13 Dec 2018 3:28 pm
Operator : eileeng
Sample : ICC552-5
Misc : MS42060,V1A552,,,,,
ALS Vial : 8 Sample Multiplier: 1

Quant Time: Dec 14 07:56:29 2018
Quant Method : C:\msdchem\1\METHODS\2018-12-13APP91A.m
Quant Title : SW-846 Method 5035A/8260B
QLast Update : Thu Dec 13 15:25:25 2018
Response via : Initial Calibration

Compound	R.T.	QIon	Response	Conc	Units	Dev(Min)
33) Chloroform	9.665	83	389928	39.69	ug/L	96
34) Ethyl acetate	9.830	43	1922616	243.62	ug/L	99
35) Tetrahydrofuran	9.891	42	152290	48.48	ug/L	95
37) Carbon Tetrachloride	9.879	117	284562	40.18	ug/L	97
38) 1,1,1-Trichloroethane	9.964	97	374600	40.01	ug/L	98
39) 2-Butanone	10.074	43	1032312	247.69	ug/L	92
40) 1,1-Dichloropropene	10.141	75	303955	39.32	ug/L	94
41) tert-Butyl Formate	10.269	59	1167036	220.40	ug/L	91
42) Propionitrile	10.440	54	636445	514.46	ug/L	77
43) Methacrylonitrile	10.476	41	2137527	477.20	ug/L	99
44) Benzene	10.452	78	828286	38.58	ug/L	86
45) TAME	10.598	73	659646	38.37	ug/L	91
47) 1,2-Dichloroethane	10.690	62	331660	42.62	ug/L	97
48) Trichloroethene	11.147	95	242224	39.62	ug/L	99
49) Methylcyclohexane	11.147	83	352670	38.51	ug/L	90
50) Dibromomethane	11.586	93	147544	39.05	ug/L	99
51) 1,2-Dichloropropane	11.683	63	240269	43.08	ug/L	96
53) Bromodichloromethane	11.750	83	269267	41.48	ug/L	97
54) Methyl methacrylate	11.878	41	302721	49.89	ug/L	88
55) 2-Chloroethyl vinyl ether	12.269	63	728012	213.97	ug/L	96
56) cis-1,3-Dichloropropene	12.342	75	371223	40.05	ug/L	94
60) Toluene	12.561	91	952266	39.19	ug/L	99
61) 2-Nitropropane	12.732	41	439724	214.69	ug/L	95
62) 4-Methyl-2-pentanone	12.854	43	1938285	249.39	ug/L	99
63) trans-1,3-Dichloropropene	12.903	75	327321	40.92	ug/L	92
64) Tetrachloroethene	12.909	166	269863	41.44	ug/L	98
65) Ethyl methacrylate	13.006	69	350700	39.79	ug/L	88
66) 1,1,2-Trichloroethane	13.043	83	180953	40.10	ug/L	97
67) Dibromochloromethane	13.201	129	227594	40.12	ug/L	98
68) 1,3-Dichloropropane	13.268	76	369162	40.14	ug/L	93
69) 1,2-Dibromoethane	13.403	107	249130	40.85	ug/L	99
70) 2-hexanone	13.518	43	1886462	259.25	ug/L	85
71) 1-Chlorohexane	13.756	91	305558	39.65	ug/L	89
72) Ethylbenzene	13.805	91	1032764	39.01	ug/L	98
73) Chlorobenzene	13.805	112	629835	40.03	ug/L	96
74) 1,1,1,2-Tetrachloroethane	13.848	131	225309	40.74	ug/L	98
75) m,p-Xylene	13.909	91	1653980	78.74	ug/L	99
76) o-Xylene	14.232	91	860958	39.74	ug/L	99
77) Styrene	14.268	104	689661	39.39	ug/L	98
78) Bromoform	14.323	173	158186	39.42	ug/L	99
79) Isopropylbenzene	14.451	105	1005949	40.19	ug/L	98
82) cis-1,4-Dichloro-2-butene	14.695	53	101272	38.20	ug/L	82
83) n-Propylbenzene	14.744	91	1198403	37.90	ug/L	97
84) Bromobenzene	14.768	156	277913	38.65	ug/L	100
85) 1,1,2,2-Tetrachloroethane	14.786	83	327818	38.64	ug/L	98
86) 1,3,5-Trimethylbenzene	14.860	105	863765	38.89	ug/L	100
87) 2-Chlorotoluene	14.884	91	812400	37.78	ug/L	97
88) trans-1,4-Dichloro-2-B...	14.695	53	101272	38.20	ug/L	83
89) 1,2,3-Trichloropropane	14.902	110	114967	39.66	ug/L	95
90) Cyclohexanone	14.951	55	90880	68.72	ug/L	93

Quantitation Report (QT Reviewed)

Data Path : C:\msdchem\1\DATA\121318\
Data File : 1A14482.D
Acq On : 13 Dec 2018 3:28 pm
Operator : eileeng
Sample : ICC552-5
Misc : MS42060,V1A552,,,,,
ALS Vial : 8 Sample Multiplier: 1

Quant Time: Dec 14 07:56:29 2018
Quant Method : C:\msdchem\1\METHODS\2018-12-13APP91A.m
Quant Title : SW-846 Method 5035A/8260B
QLast Update : Thu Dec 13 15:25:25 2018
Response via : Initial Calibration

	Compound	R.T.	QIon	Response	Conc	Units	Dev(Min)
91)	4-Chlorotoluene	14.994	91	763284	38.69	ug/L	97
92)	tert-Butylbenzene	15.103	91	476997	37.71	ug/L	97
93)	1,2,4-Trimethylbenzene	15.140	105	890024	39.06	ug/L	97
94)	Pentachloroethane	15.146	167	140209	39.06	ug/L	89
95)	sec-Butylbenzene	15.225	105	1006420	38.39	ug/L	98
96)	4-Isopropyltoluene	15.305	119	919127	40.81	ug/L	99
97)	1,3-Dichlorobenzene	15.414	146	522868	40.02	ug/L	100
98)	1,4-Dichlorobenzene	15.469	146	531392	39.36	ug/L	99
99)	n-Butylbenzene	15.597	92	449501	38.82	ug/L	96
100)	Benzyl Chloride	15.622	126	147862	38.34	ug/L	95
101)	1,2-Dichlorobenzene	15.768	146	509586	40.03	ug/L	99
102)	1,2-Dibromo-3-Chloropr...	16.304	75	74925	38.08	ug/L	95
103)	Hexachlorobutadiene	16.743	225	124862	39.32	ug/L	95
104)	1,2,4-Trichlorobenzene	16.798	180	337702	40.63	ug/L	99
105)	Naphthalene	17.054	128	1155843	40.28	ug/L	100
106)	1,2,3-Trichlorobenzene	17.207	180	327289	39.97	ug/L	99
108)	Ethanol	5.654	45	117499	1036.37	ug/L	97
109)	Acrolein	6.276	56	308544	227.43	ug/L	99
110)	Tert butyl alcohol	7.459	59	581680	436.65	ug/L	97
111)	Isobutyl alcohol	10.708	42	296214	1024.42	ug/L	98
112)	Tert Amyl Alcohol	10.824	59	473880	446.13	ug/L	93
113)	1,4-Dioxane	11.933	88	99053	793.06	ug/L	90
114)	3,3-dimethyl-1-butanol	13.500	57	2651254	2288.35	ug/L	92

(#) = qualifier out of range (m) = manual integration (+) = signals summed

Quantitation Report (QT Reviewed)

Data Path : C:\msdchem\1\DATA\121318\
Data File : 1A14482.D
Acq On : 13 Dec 2018 3:28 pm
Operator : eileeng
Sample : ICC552-5
Misc : MS42060,V1A552,,,,,
ALS Vial : 8 Sample Multiplier: 1

Quant Time: Dec 14 07:56:29 2018
Quant Method : C:\msdchem\1\METHODS\2018-12-13APP91A.m
Quant Title : SW-846 Method 5035A/8260B
QLast Update : Thu Dec 13 15:25:25 2018
Response via : Initial Calibration

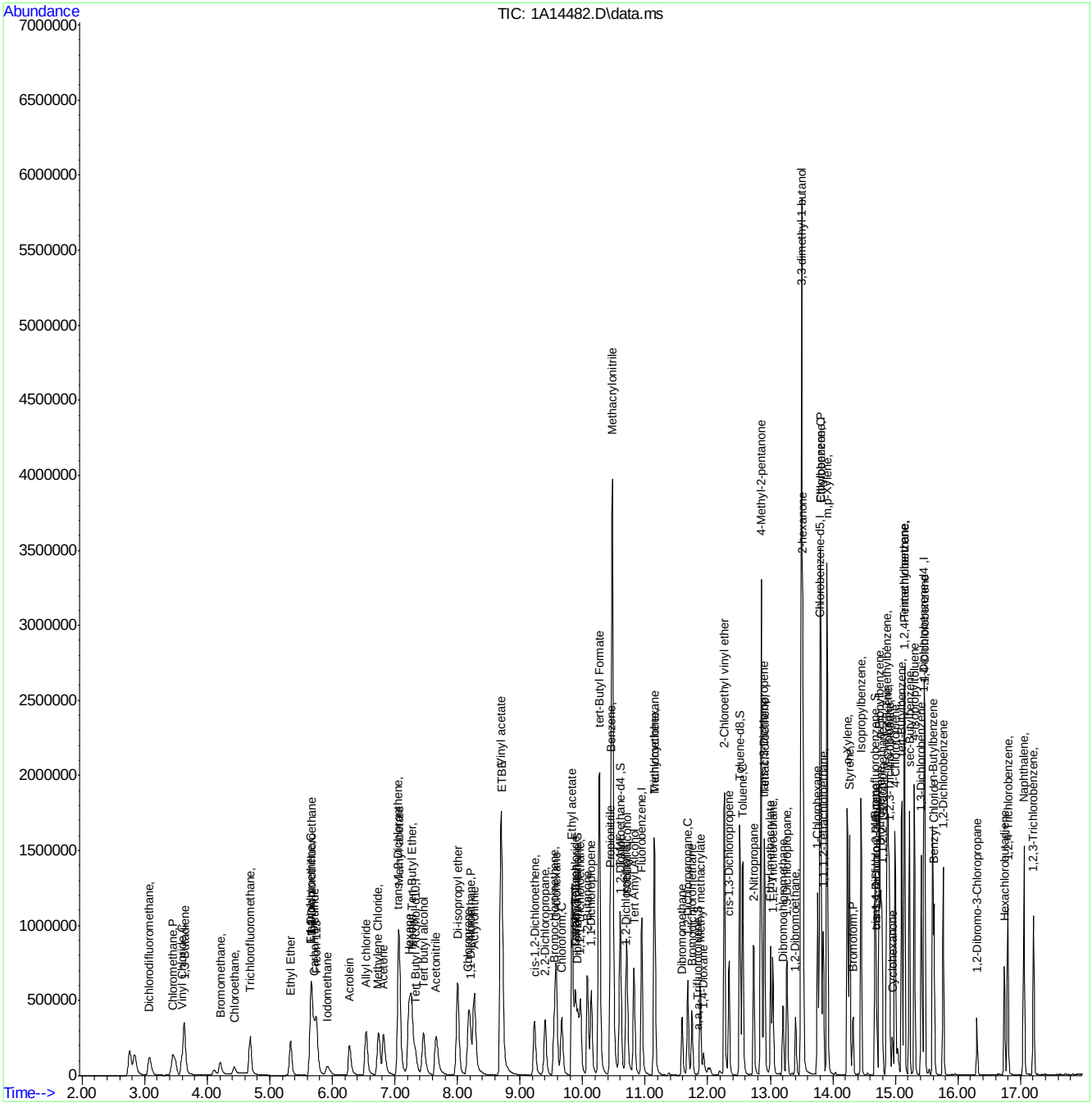

Quantitation Report (QT Reviewed)

Data Path : C:\msdchem\1\DATA\121318\
Data File : 1A14483.D
Acq On : 13 Dec 2018 3:55 pm
Operator : eileeng
Sample : IC552-6
Misc : MS42060,V1A552,,,,,
ALS Vial : 9 Sample Multiplier: 1

Quant Time: Dec 14 07:56:32 2018
Quant Method : C:\msdchem\1\METHODS\2018-12-13APP91A.m
Quant Title : SW-846 Method 5035A/8260B
QLast Update : Thu Dec 13 15:25:25 2018
Response via : Initial Calibration

Compound	R.T.	QIon	Response	Conc	Units	Dev(Min)
Internal Standards						
1) Fluorobenzene	10.946	96	959211	50.00	ug/L	0.00
57) Chlorobenzene-d5	13.793	117	709999	50.00	ug/L	0.00
80) 1,4-Dichlorobenzene-d4	15.457	152	388004	50.00	ug/L	0.00
107) Tert Butyl Alcohol-d10	7.355	65	253532	250.00	ug/L	0.04
System Monitoring Compounds						
36) Dibromofluoromethane	9.928	113	250126	49.02	ug/L	0.00
Spiked Amount 50.000	Range 83 - 118		Recovery = 98.04%			
46) 1,2-Dichloroethane-d4	10.610	65	256700	48.72	ug/L	0.00
Spiked Amount 50.000	Range 79 - 125		Recovery = 97.44%			
58) Toluene-d8	12.512	98	975509	52.27	ug/L	0.00
Spiked Amount 50.000	Range 85 - 112		Recovery = 104.54%			
59) a,a,a-Trifluorotoluene	11.836	146	4833	25.59	ug/L	0.00
Spiked Amount 250.000	Range 75 - 126		Recovery = 10.24%#			
81) 4-Bromofluorobenzene	14.677	174	317669	49.50	ug/L	0.00
Spiked Amount 50.000	Range 83 - 118		Recovery = 99.00%			
Target Compounds						Qvalue
2) Dichlorodifluoromethane	3.081	85	431685	68.91	ug/L	100
3) Chloromethane	3.459	50	557011	89.36	ug/L	99
4) 1,3-Butadiene	3.636	54	380940	77.43	ug/L	98
5) Vinyl Chloride	3.606	62	442951	70.76	ug/L	98
6) Bromomethane	4.209	94	164009	61.67	ug/L	99
7) Chloroethane	4.435	64	114382	71.08	ug/L	96
8) Trichlorofluoromethane	4.679	101	334427	44.24	ug/L	99
9) Ethyl Ether	5.343	59	373716	80.95	ug/L	94
10) 1,2-Dichlorotrifluoroe...	5.666	67	411928	67.97	ug/L	96
11) 1,1-Dichloroethene	5.648	61	587372	75.67	ug/L	97
12) Freon 113	5.733	101	373011	68.66	ug/L	98
13) Carbon Disulfide	5.691	76	968918	67.61	ug/L	95
14) Iodomethane	5.916	142	325117	79.19	ug/L	97
15) Allyl chloride	6.532	41	625276	83.37	ug/L	96
16) Methylene Chloride	6.733	49	577843	85.40	ug/L	92
17) Acetone	6.831	43	1040259	447.29	ug/L	100
18) Methyl acetate	7.074	43	2491110	433.96	ug/L	96
19) trans-1,2-Dichloroethene	7.050	61	575550	77.62	ug/L	95
20) Hexane	7.215	56	386707	83.10	ug/L	99
21) Methyl Tert Butyl Ether	7.276	73	1184709	68.25	ug/L	93
22) Acetonitrile	7.666	41	977006	939.45	ug/L	99
23) Di-isopropyl ether	8.007	45	1556093	88.57	ug/L	96
24) Chloroprene	8.172	53	617539	87.07	ug/L	93
25) 1,1-Dichloroethane	8.202	63	688475	73.95	ug/L	100
26) Acrylonitrile	8.269	53	1288730	423.60	ug/L	99
27) ETBE	8.708	59	1388260	77.73	ug/L	95
28) Vinyl acetate	8.696	43	5525383	433.85	ug/L	98
29) cis-1,2-Dichloroethene	9.226	96	422938	71.42	ug/L	93
30) 2,2-Dichloropropane	9.397	77	568172	68.98	ug/L	99
31) Bromochloromethane	9.550	128	201376	68.35	ug/L	91
32) Cyclohexane	9.574	56	804220	83.00	ug/L	94

Quantitation Report (QT Reviewed)

Data Path : C:\msdchem\1\DATA\121318\
Data File : 1A14483.D
Acq On : 13 Dec 2018 3:55 pm
Operator : eileeng
Sample : IC552-6
Misc : MS42060,V1A552,,,,,
ALS Vial : 9 Sample Multiplier: 1

Quant Time: Dec 14 07:56:32 2018
Quant Method : C:\msdchem\1\METHODS\2018-12-13APP91A.m
Quant Title : SW-846 Method 5035A/8260B
QLast Update : Thu Dec 13 15:25:25 2018
Response via : Initial Calibration

Compound	R.T.	QIon	Response	Conc	Units	Dev(Min)
33) Chloroform	9.665	83	668699	69.32	ug/L	96
34) Ethyl acetate	9.836	43	3258959	420.59	ug/L	99
35) Tetrahydrofuran	9.897	42	259122	87.76	ug/L	96
37) Carbon Tetrachloride	9.879	117	502416	72.25	ug/L	96
38) 1,1,1-Trichloroethane	9.964	97	648396	70.54	ug/L	98
39) 2-Butanone	10.080	43	1787016	441.55	ug/L	93
40) 1,1-Dichloropropene	10.135	75	524614	69.12	ug/L	94
41) tert-Butyl Formate	10.269	59	2004835	385.62	ug/L	94
42) Propionitrile	10.446	54	1073674	883.92	ug/L	88
43) Methacrylonitrile	10.482	41	3486066	792.65	ug/L	98
44) Benzene	10.452	78	1384366	65.68	ug/L	87
45) TAME	10.598	73	1117224	66.18	ug/L	90
47) 1,2-Dichloroethane	10.690	62	554171	72.53	ug/L	98
48) Trichloroethene	11.147	95	413210	68.85	ug/L	99
49) Methylcyclohexane	11.147	83	611608	68.02	ug/L	91
50) Dibromomethane	11.586	93	252301	68.01	ug/L	98
51) 1,2-Dichloropropane	11.677	63	410945	75.05	ug/L	96
53) Bromodichloromethane	11.750	83	470516	73.81	ug/L	97
54) Methyl methacrylate	11.878	41	519512	87.20	ug/L	91
55) 2-Chloroethyl vinyl ether	12.269	63	1175966	381.05	ug/L	96
56) cis-1,3-Dichloropropene	12.342	75	639828	70.31	ug/L	96
60) Toluene	12.561	91	1616724	68.46	ug/L	100
61) 2-Nitropropane	12.738	41	776763	378.25	ug/L	98
62) 4-Methyl-2-pentanone	12.854	43	3227856	427.35	ug/L	99
63) trans-1,3-Dichloropropene	12.903	75	560328	72.07	ug/L	93
64) Tetrachloroethene	12.909	166	456782	72.18	ug/L	98
65) Ethyl methacrylate	13.006	69	597320	68.70	ug/L	91
66) 1,1,2-Trichloroethane	13.043	83	308609	70.37	ug/L	97
67) Dibromochloromethane	13.207	129	407560	69.89	ug/L	98
68) 1,3-Dichloropropane	13.268	76	628251	70.30	ug/L	94
69) 1,2-Dibromoethane	13.402	107	426781	70.92	ug/L	99
70) 2-hexanone	13.518	43	3070949	434.27	ug/L	97
71) 1-Chlorohexane	13.756	91	526608	70.31	ug/L	90
72) Ethylbenzene	13.805	91	1738130	67.55	ug/L	100
73) Chlorobenzene	13.805	112	1047016	68.47	ug/L	97
74) 1,1,1,2-Tetrachloroethane	13.848	131	386186	69.89	ug/L	98
75) m,p-Xylene	13.908	91	2782631	136.32	ug/L	100
76) o-Xylene	14.232	91	1452824	69.01	ug/L	100
77) Styrene	14.268	104	1177454	68.43	ug/L	98
78) Bromoform	14.323	173	290456	68.74	ug/L	99
79) Isopropylbenzene	14.451	105	1712747	70.40	ug/L	98
82) cis-1,4-Dichloro-2-butene	14.695	53	188676	71.10	ug/L	84
83) n-Propylbenzene	14.744	91	2041937	66.53	ug/L	97
84) Bromobenzene	14.768	156	470090	67.37	ug/L	99
85) 1,1,2,2-Tetrachloroethane	14.786	83	562685	68.33	ug/L	97
86) 1,3,5-Trimethylbenzene	14.860	105	1465936	68.01	ug/L	100
87) 2-Chlorotoluene	14.884	91	1380469	66.15	ug/L	98
88) trans-1,4-Dichloro-2-B...	14.695	53	188676	71.10	ug/L	81
89) 1,2,3-Trichloropropane	14.902	110	194575	69.16	ug/L	96
90) Cyclohexanone	14.951	55	161102	125.52	ug/L	94

Quantitation Report (QT Reviewed)

Data Path : C:\msdchem\1\DATA\121318\
Data File : 1A14483.D
Acq On : 13 Dec 2018 3:55 pm
Operator : eileeng
Sample : IC552-6
Misc : MS42060,V1A552,,,,,
ALS Vial : 9 Sample Multiplier: 1

Quant Time: Dec 14 07:56:32 2018
Quant Method : C:\msdchem\1\METHODS\2018-12-13APP91A.m
Quant Title : SW-846 Method 5035A/8260B
QLast Update : Thu Dec 13 15:25:25 2018
Response via : Initial Calibration

	Compound	R.T.	QIon	Response	Conc	Units	Dev(Min)
91)	4-Chlorotoluene	14.994	91	1308700	68.35	ug/L	98
92)	tert-Butylbenzene	15.103	91	819096	66.73	ug/L	97
93)	1,2,4-Trimethylbenzene	15.146	105	1492959	67.51	ug/L	98
94)	Pentachloroethane	15.146	167	248276	69.37	ug/L	90
95)	sec-Butylbenzene	15.225	105	1722856	67.72	ug/L	99
96)	4-Isopropyltoluene	15.305	119	1578001	72.19	ug/L	100
97)	1,3-Dichlorobenzene	15.414	146	888369	70.06	ug/L	99
98)	1,4-Dichlorobenzene	15.469	146	903379	68.95	ug/L	98
99)	n-Butylbenzene	15.597	92	782116	69.59	ug/L	99
100)	Benzyl Chloride	15.622	126	263014	68.02	ug/L	94
101)	1,2-Dichlorobenzene	15.768	146	866677	70.14	ug/L	99
102)	1,2-Dibromo-3-Chloropr...	16.304	75	134382	67.02	ug/L	95
103)	Hexachlorobutadiene	16.743	225	222561	72.21	ug/L	97
104)	1,2,4-Trichlorobenzene	16.798	180	572625	70.98	ug/L	100
105)	Naphthalene	17.054	128	1955878	70.22	ug/L	100
106)	1,2,3-Trichlorobenzene	17.207	180	552431	69.51	ug/L	99
108)	Ethanol	5.715	45	198828	1771.11	ug/L	92
109)	Acrolein	6.282	56	544895	403.54	ug/L	98
110)	Tert butyl alcohol	7.489	59	1030872	777.49	ug/L	97
111)	Isobutyl alcohol	10.714	42	518253	1800.76	ug/L	99
112)	Tert Amyl Alcohol	10.830	59	836493	791.22	ug/L	94
113)	1,4-Dioxane	11.933	88	175574	1419.94	ug/L	88
114)	3,3-dimethyl-1-butanol	13.500	57	4417663	4132.74	ug/L	92

(#) = qualifier out of range (m) = manual integration (+) = signals summed

Quantitation Report (QT Reviewed)

Data Path : C:\msdchem\1\DATA\121318\
Data File : 1A14483.D
Acq On : 13 Dec 2018 3:55 pm
Operator : eileeng
Sample : IC552-6
Misc : MS42060,V1A552,,,,,
ALS Vial : 9 Sample Multiplier: 1

Quant Time: Dec 14 07:56:32 2018
Quant Method : C:\msdchem\1\METHODS\2018-12-13APP91A.m
Quant Title : SW-846 Method 5035A/8260B
QLast Update : Thu Dec 13 15:25:25 2018
Response via : Initial Calibration

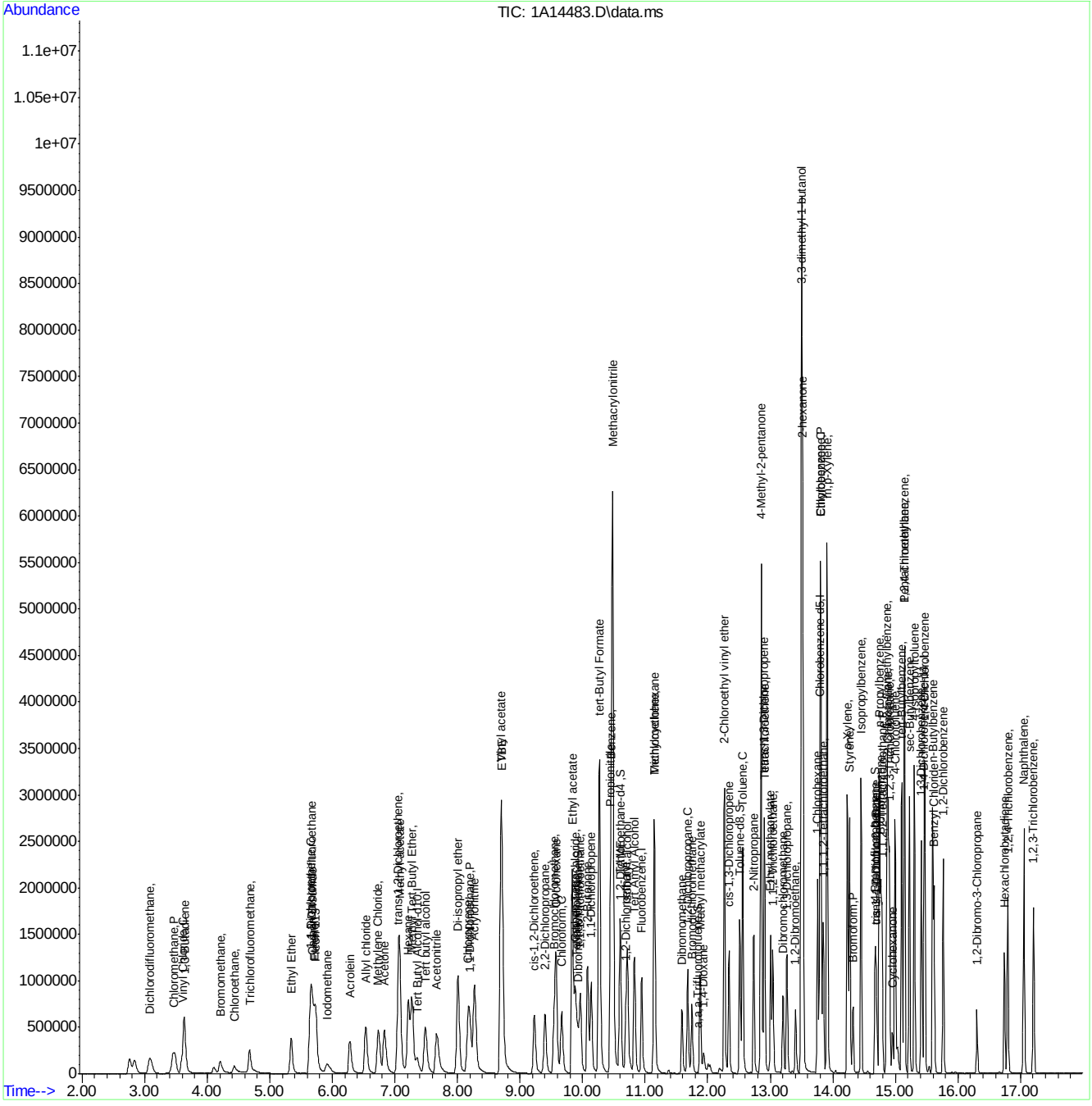

Quantitation Report (QT Reviewed)

Data Path : C:\msdchem\1\DATA\121318\
Data File : 1A14484.D
Acq On : 13 Dec 2018 4:23 pm
Operator : eileeng
Sample : IC552-7
Misc : MS42060,V1A552,,,,,
ALS Vial : 10 Sample Multiplier: 1

Quant Time: Dec 14 07:56:35 2018
Quant Method : C:\msdchem\1\METHODS\2018-12-13APP91A.m
Quant Title : SW-846 Method 5035A/8260B
QLast Update : Thu Dec 13 15:25:25 2018
Response via : Initial Calibration

Compound	R.T.	QIon	Response	Conc	Units	Dev(Min)
Internal Standards						
1) Fluorobenzene	10.946	96	960134	50.00	ug/L	0.00
57) Chlorobenzene-d5	13.793	117	703340	50.00	ug/L	0.00
80) 1,4-Dichlorobenzene-d4	15.457	152	390689	50.00	ug/L	0.00
107) Tert Butyl Alcohol-d10	7.392	65	273772	250.00	ug/L	0.08
System Monitoring Compounds						
36) Dibromofluoromethane	9.928	113	251605	49.27	ug/L	0.00
Spiked Amount 50.000	Range 83 - 118		Recovery = 98.54%			
46) 1,2-Dichloroethane-d4	10.610	65	260101	49.31	ug/L	0.00
Spiked Amount 50.000	Range 79 - 125		Recovery = 98.62%			
58) Toluene-d8	12.512	98	966831	52.29	ug/L	0.00
Spiked Amount 50.000	Range 85 - 112		Recovery = 104.58%			
59) a,a,a-Trifluorotoluene	11.836	146	4694	25.09	ug/L	0.00
Spiked Amount 250.000	Range 75 - 126		Recovery = 10.04%#			
81) 4-Bromofluorobenzene	14.677	174	321854	49.81	ug/L	0.00
Spiked Amount 50.000	Range 83 - 118		Recovery = 99.62%			
Target Compounds						Qvalue
2) Dichlorodifluoromethane	3.087	85	601751	95.97	ug/L	99
3) Chloromethane	3.465	50	804987	129.02	ug/L	99
4) 1,3-Butadiene	3.636	54	587349	119.27	ug/L	98
5) Vinyl Chloride	3.612	62	693078	110.60	ug/L	98
6) Bromomethane	4.203	94	227991	81.47	ug/L	98
7) Chloroethane	4.435	64	163253	115.03	ug/L	97
8) Trichlorofluoromethane	4.679	101	420172	55.53	ug/L	99
9) Ethyl Ether	5.349	59	539286	116.70	ug/L	93
10) 1,2-Dichlorotrifluoroe...	5.666	67	597895	98.56	ug/L	97
11) 1,1-Dichloroethene	5.642	61	853474	109.85	ug/L	97
12) Freon 113	5.721	101	534306	98.26	ug/L	99
13) Carbon Disulfide	5.685	76	1398055	97.46	ug/L	97
14) Iodomethane	5.928	142	474547	115.48	ug/L	97
15) Allyl chloride	6.532	41	857139	114.17	ug/L	96
16) Methylene Chloride	6.733	49	836222	125.60	ug/L	92
17) Acetone	6.843	43	1552131	666.75	ug/L	99
18) Methyl acetate	7.081	43	3666850	639.76	ug/L	96
19) trans-1,2-Dichloroethene	7.044	61	836218	112.66	ug/L	96
20) Hexane	7.209	56	548460	117.75	ug/L	98
21) Methyl Tert Butyl Ether	7.282	73	1716840	98.81	ug/L	94
22) Acetonitrile	7.678	41	1448702	1391.68	ug/L	98
23) Di-isopropyl ether	8.013	45	2249326	127.90	ug/L	96
24) Chloroprene	8.166	53	897999	126.49	ug/L	92
25) 1,1-Dichloroethane	8.202	63	993408	106.60	ug/L	100
26) Acrylonitrile	8.275	53	1925972	631.25	ug/L	98
27) ETBE	8.714	59	1997189	111.72	ug/L	95
28) Vinyl acetate	8.702	43	7899525	619.68	ug/L	98
29) cis-1,2-Dichloroethene	9.227	96	615240	103.80	ug/L	94
30) 2,2-Dichloropropane	9.397	77	827192	100.33	ug/L	99
31) Bromochloromethane	9.550	128	291845	98.96	ug/L	92
32) Cyclohexane	9.574	56	1172652	120.91	ug/L	94

Quantitation Report (QT Reviewed)

Data Path : C:\msdchem\1\DATA\121318\
Data File : 1A14484.D
Acq On : 13 Dec 2018 4:23 pm
Operator : eileeng
Sample : IC552-7
Misc : MS42060,V1A552,,,,,
ALS Vial : 10 Sample Multiplier: 1

Quant Time: Dec 14 07:56:35 2018
Quant Method : C:\msdchem\1\METHODS\2018-12-13APP91A.m
Quant Title : SW-846 Method 5035A/8260B
QLast Update : Thu Dec 13 15:25:25 2018
Response via : Initial Calibration

Compound	R.T.	QIon	Response	Conc	Units	Dev(Min)
33) Chloroform	9.665	83	970625	100.52	ug/L	97
34) Ethyl acetate	9.836	43	4753411	612.87	ug/L	99
35) Tetrahydrofuran	9.903	42	386912	139.00	ug/L	97
37) Carbon Tetrachloride	9.879	117	747000	107.31	ug/L	97
38) 1,1,1-Trichloroethane	9.964	97	949770	103.23	ug/L	99
39) 2-Butanone	10.080	43	2658777	664.80	ug/L	93
40) 1,1-Dichloropropene	10.135	75	763126	100.45	ug/L	94
41) tert-Butyl Formate	10.269	59	2900385	557.34	ug/L	95
42) Propionitrile	10.452	54	1575276	1295.63	ug/L	95
43) Methacrylonitrile	10.488	41	4879403	1108.39	ug/L	99
44) Benzene	10.452	78	1981090	93.90	ug/L	88
45) TAME	10.604	73	1611409	95.37	ug/L	92
47) 1,2-Dichloroethane	10.690	62	806238	105.42	ug/L	98
48) Trichloroethene	11.147	95	594492	98.95	ug/L	99
49) Methylcyclohexane	11.147	83	879905	97.77	ug/L	91
50) Dibromomethane	11.586	93	366911	98.80	ug/L	97
51) 1,2-Dichloropropane	11.677	63	594591	108.48	ug/L	96
53) Bromodichloromethane	11.750	83	694595	108.86	ug/L	98
54) Methyl methacrylate	11.878	41	764667	128.22	ug/L	91
55) 2-Chloroethyl vinyl ether	12.269	63	1641638	593.77	ug/L	97
56) cis-1,3-Dichloropropene	12.342	75	932693	102.39	ug/L	96
60) Toluene	12.561	91	2328213	99.52	ug/L	99
61) 2-Nitropropane	12.738	41	1153617	549.44	ug/L	98
62) 4-Methyl-2-pentanone	12.854	43	4596758	614.35	ug/L	99
63) trans-1,3-Dichloropropene	12.903	75	803056	104.27	ug/L	94
64) Tetrachloroethene	12.909	166	656368	104.70	ug/L	97
65) Ethyl methacrylate	13.006	69	860967	98.45	ug/L	90
66) 1,1,2-Trichloroethane	13.043	83	443551	102.10	ug/L	97
67) Dibromochloromethane	13.201	129	608108	99.81	ug/L	99
68) 1,3-Dichloropropane	13.268	76	907566	102.51	ug/L	95
69) 1,2-Dibromoethane	13.403	107	622970	102.83	ug/L	100
70) 2-hexanone	13.524	43	4227682	603.50	ug/L	93
71) 1-Chlorohexane	13.756	91	752538	101.43	ug/L	88
72) Ethylbenzene	13.805	91	2468667	96.85	ug/L	99
73) Chlorobenzene	13.805	112	1486021	98.10	ug/L	97
74) 1,1,1,2-Tetrachloroethane	13.848	131	565401	100.43	ug/L	98
75) m,p-Xylene	13.909	91	3928943	194.30	ug/L	100
76) o-Xylene	14.232	91	2103850	100.88	ug/L	99
77) Styrene	14.268	104	1684854	97.77	ug/L	97
78) Bromoform	14.323	173	445702	98.72	ug/L	99
79) Isopropylbenzene	14.451	105	2463741	102.23	ug/L	98
82) cis-1,4-Dichloro-2-butene	14.695	53	288941	104.86	ug/L	85
83) n-Propylbenzene	14.744	91	2932106	94.88	ug/L	97
84) Bromobenzene	14.768	156	673010	95.79	ug/L	99
85) 1,1,2,2-Tetrachloroethane	14.786	83	815711	98.38	ug/L	96
86) 1,3,5-Trimethylbenzene	14.866	105	2095795	96.56	ug/L	98
87) 2-Chlorotoluene	14.884	91	1975566	94.02	ug/L	98
88) trans-1,4-Dichloro-2-B...	14.695	53	288941	104.86	ug/L	82
89) 1,2,3-Trichloropropane	14.902	110	279933	98.82	ug/L	96
90) Cyclohexanone	14.951	55	241711	187.04	ug/L	94

Quantitation Report (QT Reviewed)

Data Path : C:\msdchem\1\DATA\121318\
Data File : 1A14484.D
Acq On : 13 Dec 2018 4:23 pm
Operator : eileeng
Sample : IC552-7
Misc : MS42060,V1A552,,,,,
ALS Vial : 10 Sample Multiplier: 1

Quant Time: Dec 14 07:56:35 2018
Quant Method : C:\msdchem\1\METHODS\2018-12-13APP91A.m
Quant Title : SW-846 Method 5035A/8260B
QLast Update : Thu Dec 13 15:25:25 2018
Response via : Initial Calibration

	Compound	R.T.	QIon	Response	Conc	Units	Dev(Min)
91)	4-Chlorotoluene	14.994	91	1898600	98.47	ug/L	99
92)	tert-Butylbenzene	15.103	91	1180375	95.50	ug/L	98
93)	1,2,4-Trimethylbenzene	15.146	105	2129851	95.64	ug/L	98
94)	Pentachloroethane	15.146	167	360213	97.55	ug/L	90
95)	sec-Butylbenzene	15.225	105	2467610	96.32	ug/L	98
96)	4-Isopropyltoluene	15.305	119	2260553	102.71	ug/L	100
97)	1,3-Dichlorobenzene	15.414	146	1289098	100.96	ug/L	99
98)	1,4-Dichlorobenzene	15.469	146	1297169	98.32	ug/L	98
99)	n-Butylbenzene	15.597	92	1121689	99.12	ug/L	99
100)	Benzyl Chloride	15.622	126	386649	96.38	ug/L	97
101)	1,2-Dichlorobenzene	15.768	146	1251584	100.60	ug/L	100
102)	1,2-Dibromo-3-Chloropr...	16.304	75	206308	97.34	ug/L	94
103)	Hexachlorobutadiene	16.743	225	321650	103.64	ug/L	95
104)	1,2,4-Trichlorobenzene	16.798	180	841896	103.65	ug/L	99
105)	Naphthalene	17.054	128	2913808	103.90	ug/L	100
106)	1,2,3-Trichlorobenzene	17.207	180	818771	102.31	ug/L	98
108)	Ethanol	5.758	45	291922	2419.19	ug/L	99
109)	Acrolein	6.288	56	818775	561.54	ug/L	100
110)	Tert butyl alcohol	7.520	59	1577124	1101.54	ug/L	99
111)	Isobutyl alcohol	10.726	42	795982	2561.30	ug/L	98
112)	Tert Amyl Alcohol	10.836	59	1286339	1126.77	ug/L	94
113)	1,4-Dioxane	11.939	88	263303	1981.55	ug/L	90
114)	3,3-dimethyl-1-butanol	13.506	57	6327417	5940.38	ug/L	93

(#) = qualifier out of range (m) = manual integration (+) = signals summed

Quantitation Report (QT Reviewed)

Data Path : C:\msdchem\1\DATA\121318\
Data File : 1A14484.D
Acq On : 13 Dec 2018 4:23 pm
Operator : eileeng
Sample : IC552-7
Misc : MS42060,V1A552,,,,,
ALS Vial : 10 Sample Multiplier: 1

Quant Time: Dec 14 07:56:35 2018
Quant Method : C:\msdchem\1\METHODS\2018-12-13APP91A.m
Quant Title : SW-846 Method 5035A/8260B
QLast Update : Thu Dec 13 15:25:25 2018
Response via : Initial Calibration

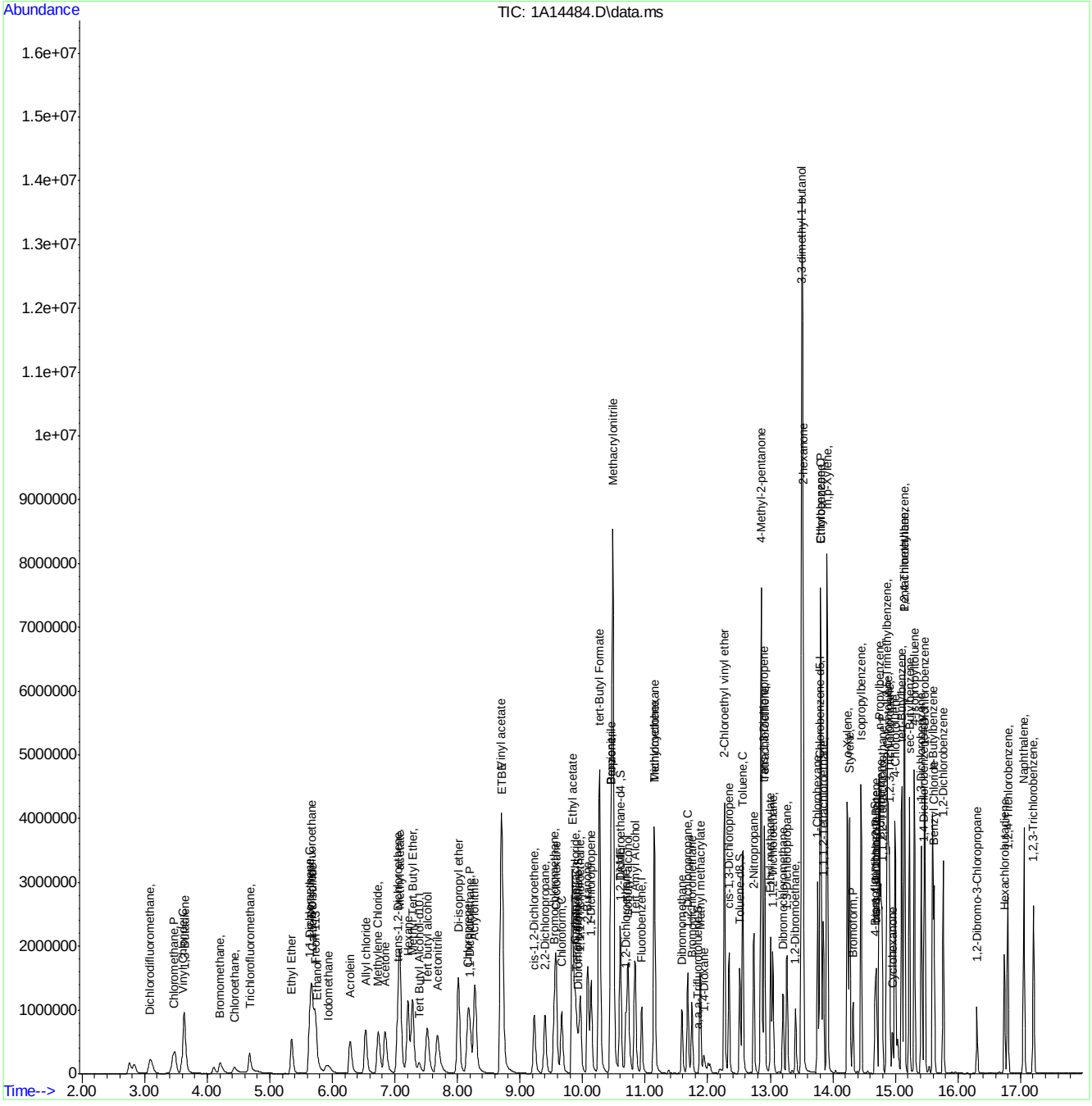

Quantitation Report (QT Reviewed)

Data Path : C:\msdchem\1\DATA\121318\
Data File : 1A14486.D
Acq On : 13 Dec 2018 5:19 pm
Operator : eileeng
Sample : ICV552-5
Misc : MS42060,V1A552,,,,,
ALS Vial : 9 Sample Multiplier: 1

Quant Time: Dec 14 08:05:25 2018
Quant Method : C:\msdchem\1\METHODS\2018-12-13APP91A.m
Quant Title : SW-846 Method 5035A/8260B
QLast Update : Fri Dec 14 08:02:34 2018
Response via : Initial Calibration

Compound	R.T.	QIon	Response	Conc	Units	Dev(Min)
Internal Standards						
1) Fluorobenzene	10.946	96	987308	50.00	ug/L	0.00
57) Chlorobenzene-d5	13.793	117	743369	50.00	ug/L	0.00
80) 1,4-Dichlorobenzene-d4	15.457	152	408751	50.00	ug/L	0.00
107) Tert Butyl Alcohol-d10	7.343	65	272177	250.00	ug/L	0.02
System Monitoring Compounds						
36) Dibromofluoromethane	9.928	113	259805	50.73	ug/L	0.00
Spiked Amount 50.000	Range 83 - 118		Recovery = 101.46%			
46) 1,2-Dichloroethane-d4	10.610	65	268067	48.99	ug/L	0.00
Spiked Amount 50.000	Range 79 - 125		Recovery = 97.98%			
58) Toluene-d8	12.512	98	1004061	50.79	ug/L	0.00
Spiked Amount 50.000	Range 85 - 112		Recovery = 101.58%			
59) a,a,a-Trifluorotoluene	11.842	146	4811	36.86	ug/L	0.00
Spiked Amount 250.000	Range 75 - 126		Recovery = 14.74%#			
81) 4-Bromofluorobenzene	14.677	174	329056	49.57	ug/L	0.00
Spiked Amount 50.000	Range 83 - 118		Recovery = 99.14%			
Target Compounds						Qvalue
2) Dichlorodifluoromethane	3.081	85	219507	34.58	ug/L	99
3) Chloromethane	3.459	50	303961	37.16	ug/L	100
4) 1,3-Butadiene	3.630	54	243763	41.17	ug/L	100
5) Vinyl Chloride	3.600	62	223602	36.59	ug/L	98
6) Bromomethane	4.209	94	92756	39.92	ug/L	98
7) Chloroethane	4.429	64	61420	35.30	ug/L	97
9) Ethyl Ether	5.337	59	209130	39.67	ug/L	94
10) 1,2-Dichlorotrifluoroe...	5.666	67	267956	45.76	ug/L	94
11) 1,1-Dichloroethene	5.654	61	372136	45.05	ug/L	97
12) Freon 113	5.739	101	201575	38.77	ug/L	98
13) Carbon Disulfide	5.697	76	574462	40.91	ug/L	95
14) Iodomethane	5.922	142	138265	32.68	ug/L	96
15) Allyl chloride	6.538	41	409827	45.97	ug/L	96
16) Methylene Chloride	6.733	49	377152	44.14	ug/L	91
17) Acetone	6.825	43	686097	235.52	ug/L	99
18) Methyl acetate	7.068	43	1550844	226.08	ug/L	97
19) trans-1,2-Dichloroethene	7.050	61	356858	43.84	ug/L	96
20) Hexane	7.221	56	213831	38.69	ug/L	98
21) Methyl Tert Butyl Ether	7.270	73	681163	39.88	ug/L	93
22) Acetonitrile	7.666	41	586722	418.36	ug/L	99
23) Di-isopropyl ether	8.007	45	880434	39.60	ug/L	96
24) Chloroprene	8.172	53	376070	44.81	ug/L	94
25) 1,1-Dichloroethane	8.202	63	444381	45.34	ug/L	99
26) Acrylonitrile	8.269	53	774864	221.95	ug/L	98
27) ETBE	8.708	59	759456	37.67	ug/L	96
28) Vinyl acetate	8.696	43	2885538	175.86	ug/L	98
29) cis-1,2-Dichloroethene	9.233	96	259494	43.74	ug/L	94
30) 2,2-Dichloropropane	9.403	77	350981	44.44	ug/L	100
31) Bromochloromethane	9.550	128	119527	40.65	ug/L	91
32) Cyclohexane	9.580	56	462776	40.32	ug/L	94
33) Chloroform	9.665	83	394627	41.33	ug/L	96

Quantitation Report (QT Reviewed)

Data Path : C:\msdchem\1\DATA\121318\
Data File : 1A14486.D
Acq On : 13 Dec 2018 5:19 pm
Operator : eileeng
Sample : ICV552-5
Misc : MS42060,V1A552,,,,,
ALS Vial : 9 Sample Multiplier: 1

Quant Time: Dec 14 08:05:25 2018
Quant Method : C:\msdchem\1\METHODS\2018-12-13APP91A.m
Quant Title : SW-846 Method 5035A/8260B
QLast Update : Fri Dec 14 08:02:34 2018
Response via : Initial Calibration

Compound	R.T.	QIon	Response	Conc	Units		Dev(Min)
34) Ethyl acetate	9.836	43	1990536	213.25	ug/L		99
35) Tetrahydrofuran	9.897	42	155701	40.29	ug/L		97
37) Carbon Tetrachloride	9.879	117	290642	42.67	ug/L		96
38) 1,1,1-Trichloroethane	9.964	97	378588	41.56	ug/L		98
39) 2-Butanone	10.074	43	1148825	234.84	ug/L		93
40) 1,1-Dichloropropene	10.141	75	311606	42.30	ug/L		95
41) tert-Butyl Formate	10.269	59	1141412	205.10	ug/L		92
42) Propionitrile	10.440	54	685496	433.55	ug/L		78
43) Methacrylonitrile	10.476	41	2233583	409.88	ug/L		98
44) Benzene	10.452	78	872728	42.44	ug/L		86
45) TAME	10.598	73	632495	38.58	ug/L		90
47) 1,2-Dichloroethane	10.690	62	340399	41.65	ug/L		96
48) Trichloroethene	11.147	95	249828	41.69	ug/L		99
49) Methylcyclohexane	11.147	83	359781	41.13	ug/L		92
50) Dibromomethane	11.592	93	149858	42.13	ug/L		96
51) 1,2-Dichloropropane	11.677	63	254628	44.10	ug/L		97
52) Ethyl Acrylate	11.878	55	23245	42.98	ug/L	#	79
53) Bromodichloromethane	11.750	83	284652	44.72	ug/L		97
54) Methyl methacrylate	11.878	41	321211	43.93	ug/L		91
55) 2-Chloroethyl vinyl ether	12.269	63	727584	203.43	ug/L		96
56) cis-1,3-Dichloropropene	12.342	75	379514	42.83	ug/L		95
60) Toluene	12.561	91	1005275	42.98	ug/L		99
61) 2-Nitropropane	12.732	41	437798	198.71	ug/L		95
62) 4-Methyl-2-pentanone	12.854	43	2114853	216.02	ug/L		100
63) trans-1,3-Dichloropropene	12.903	75	349469	45.21	ug/L		94
64) Tetrachloroethene	12.909	166	290245	44.07	ug/L		97
65) Ethyl methacrylate	13.006	69	362231	44.12	ug/L		89
66) 1,1,2-Trichloroethane	13.043	83	188999	42.94	ug/L		96
67) Dibromochloromethane	13.201	129	245682	42.84	ug/L		99
68) 1,3-Dichloropropane	13.268	76	376577	41.57	ug/L		94
69) 1,2-Dibromoethane	13.403	107	261191	43.65	ug/L		99
70) 2-hexanone	13.518	43	2036004	223.32	ug/L		86
71) 1-Chlorohexane	13.756	91	308534	42.39	ug/L		90
72) Ethylbenzene	13.805	91	1085496	42.30	ug/L		99
73) Chlorobenzene	13.805	112	665980	42.76	ug/L		96
74) 1,1,1,2-Tetrachloroethane	13.848	131	240042	45.53	ug/L		98
75) m,p-Xylene	13.909	91	1758410	86.48	ug/L		99
76) o-Xylene	14.232	91	905682	43.32	ug/L		99
77) Styrene	14.268	104	728698	43.81	ug/L		97
78) Bromoform	14.323	173	173673	43.58	ug/L		100
79) Isopropylbenzene	14.451	105	1109287	45.35	ug/L		98
82) cis-1,4-Dichloro-2-butene	14.695	53	116337	44.93	ug/L		84
83) n-Propylbenzene	14.744	91	1256290	42.26	ug/L		97
84) Bromobenzene	14.768	156	301284	42.94	ug/L		99
85) 1,1,2,2-Tetrachloroethane	14.786	83	365128	44.41	ug/L		97
86) 1,3,5-Trimethylbenzene	14.860	105	919249	42.99	ug/L		99
87) 2-Chlorotoluene	14.884	91	878119	43.15	ug/L		99
88) trans-1,4-Dichloro-2-B...	14.695	53	116337	44.93	ug/L		84
89) 1,2,3-Trichloropropane	14.902	110	121914	41.90	ug/L		97
90) Cyclohexanone	14.951	55	178675	376.77	ug/L		94

Quantitation Report (QT Reviewed)

Data Path : C:\msdchem\1\DATA\121318\
Data File : 1A14486.D
Acq On : 13 Dec 2018 5:19 pm
Operator : eileeng
Sample : ICV552-5
Misc : MS42060,V1A552,,,,,
ALS Vial : 9 Sample Multiplier: 1

Quant Time: Dec 14 08:05:25 2018
Quant Method : C:\msdchem\1\METHODS\2018-12-13APP91A.m
Quant Title : SW-846 Method 5035A/8260B
QLast Update : Fri Dec 14 08:02:34 2018
Response via : Initial Calibration

	Compound	R.T.	QIon	Response	Conc	Units	Dev(Min)
91)	4-Chlorotoluene	14.994	91	818398	42.82	ug/L	98
92)	tert-Butylbenzene	15.103	91	504795	41.88	ug/L	97
93)	1,2,4-Trimethylbenzene	15.146	105	914429	41.69	ug/L	98
94)	Pentachloroethane	15.146	167	149916	42.15	ug/L	90
95)	sec-Butylbenzene	15.225	105	1079753	43.27	ug/L	98
96)	4-Isopropyltoluene	15.305	119	987767	43.51	ug/L	99
97)	1,3-Dichlorobenzene	15.414	146	578129	44.61	ug/L	99
98)	1,4-Dichlorobenzene	15.469	146	564328	41.93	ug/L	98
99)	n-Butylbenzene	15.597	92	481733	44.20	ug/L	98
100)	Benzyl Chloride	15.622	126	149032	40.03	ug/L	96
101)	1,2-Dichlorobenzene	15.768	146	547710	43.24	ug/L	100
102)	1,2-Dibromo-3-Chloropr...	16.304	75	82053	43.20	ug/L	94
103)	Hexachlorobutadiene	16.743	225	130739	42.45	ug/L	96
104)	1,2,4-Trichlorobenzene	16.798	180	358415	43.71	ug/L	99
105)	Naphthalene	17.054	128	1224999	43.08	ug/L	100
106)	1,2,3-Trichlorobenzene	17.207	180	344983	43.16	ug/L	98
108)	Ethanol	5.685	45	125723	855.50	ug/L	92
109)	Acrolein	6.276	56	355634	238.91	ug/L	99
110)	Tert butyl alcohol	7.471	59	632136	413.78	ug/L	98
111)	Isobutyl alcohol	10.714	42	320217	863.07	ug/L	99
112)	Tert Amyl Alcohol	10.824	59	503506	413.67	ug/L	93
113)	1,4-Dioxane	11.933	88	109108	885.33	ug/L	88
114)	3,3-dimethyl-1-butanol	13.500	57	2907955	2158.50	ug/L	93

(#) = qualifier out of range (m) = manual integration (+) = signals summed

Quantitation Report (QT Reviewed)

Data Path : C:\msdchem\1\DATA\121318\
Data File : 1A14486.D
Acq On : 13 Dec 2018 5:19 pm
Operator : eileeng
Sample : ICV552-5
Misc : MS42060,V1A552,,,,,
ALS Vial : 9 Sample Multiplier: 1

Quant Time: Dec 14 08:05:25 2018
Quant Method : C:\msdchem\1\METHODS\2018-12-13APP91A.m
Quant Title : SW-846 Method 5035A/8260B
QLast Update : Fri Dec 14 08:02:34 2018
Response via : Initial Calibration

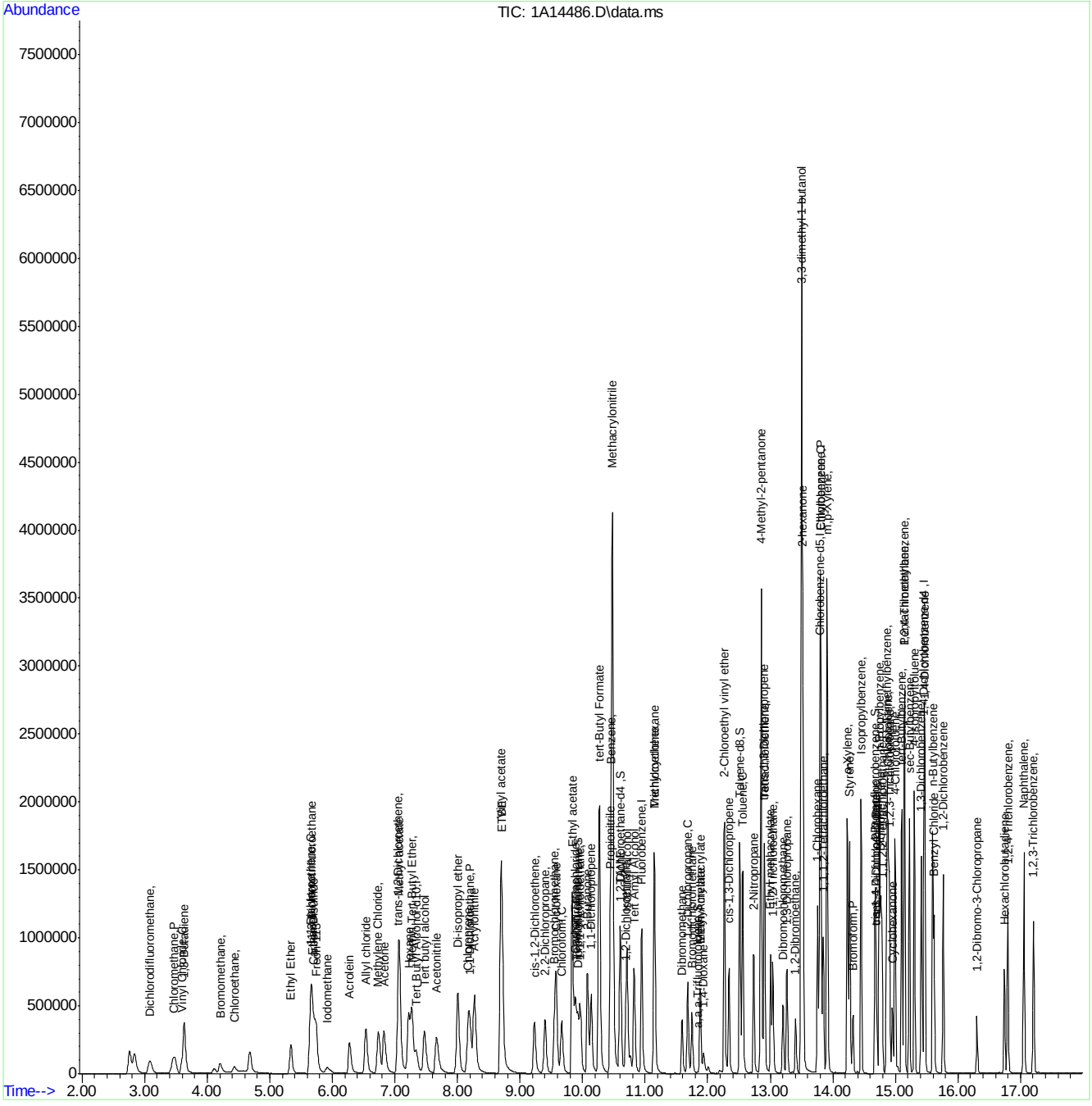

Quantitation Report (QT Reviewed)

Data Path : C:\msdchem\1\DATA\121318\
Data File : 1A14487.D
Acq On : 13 Dec 2018 5:47 pm
Operator : eileeng
Sample : bs
Misc : MS42060,V1A552,,,,,
ALS Vial : 10 Sample Multiplier: 1

Quant Time: Dec 14 09:05:49 2018
Quant Method : C:\msdchem\1\METHODS\2018-12-13APP91A.m
Quant Title : SW-846 Method 5035A/8260B
QLast Update : Fri Dec 14 08:02:34 2018
Response via : Initial Calibration

Compound	R.T.	QIon	Response	Conc	Units	Dev(Min)
Internal Standards						
1) Fluorobenzene	10.946	96	999439	50.00	ug/L	0.00
57) Chlorobenzene-d5	13.793	117	762296	50.00	ug/L	0.00
80) 1,4-Dichlorobenzene-d4	15.457	152	418050	50.00	ug/L	0.00
107) Tert Butyl Alcohol-d10	7.312	65	284208	250.00	ug/L	-0.01
System Monitoring Compounds						
36) Dibromofluoromethane	9.928	113	264278	50.98	ug/L	0.00
Spiked Amount 50.000	Range 83 - 118		Recovery = 101.96%			
46) 1,2-Dichloroethane-d4	10.610	65	290822	52.50	ug/L	0.00
Spiked Amount 50.000	Range 79 - 125		Recovery = 105.00%			
58) Toluene-d8	12.512	98	1010156	49.83	ug/L	0.00
Spiked Amount 50.000	Range 85 - 112		Recovery = 99.66%			
59) a,a,a-Trifluorotoluene	11.842	146	4460	33.32	ug/L	0.00
Spiked Amount 250.000	Range 75 - 126		Recovery = 13.33%#			
81) 4-Bromofluorobenzene	14.677	174	337687	49.74	ug/L	0.00
Spiked Amount 50.000	Range 83 - 118		Recovery = 99.48%			
Target Compounds						Qvalue
2) Dichlorodifluoromethane	3.081	85	131446	20.45	ug/L	100
3) Chloromethane	3.459	50	176492	21.31	ug/L	98
4) 1,3-Butadiene	3.636	54	148875	24.84	ug/L	97
5) Vinyl Chloride	3.606	62	138308	22.36	ug/L	97
6) Bromomethane	4.209	94	55723	23.69	ug/L	99
7) Chloroethane	4.435	64	37416	21.06	ug/L	98
8) Trichlorofluoromethane	4.691	101	197479	21.85	ug/L	100
9) Ethyl Ether	5.331	59	120343	22.55	ug/L	95
10) 1,2-Dichlorotrifluoroe...	5.666	67	163472	27.58	ug/L	95
11) 1,1-Dichloroethene	5.660	61	224152	26.81	ug/L	97
12) Freon 113	5.745	101	123894	23.54	ug/L	99
13) Carbon Disulfide	5.709	76	344794	24.25	ug/L	96
14) Iodomethane	5.922	142	79428	19.18	ug/L	95
15) Allyl chloride	6.544	41	239855	26.58	ug/L	96
16) Methylene Chloride	6.739	49	217469	25.18	ug/L	91
17) Acetone	6.818	43	401309	136.09	ug/L	100
18) Methyl acetate	7.068	43	865052	124.58	ug/L	96
19) trans-1,2-Dichloroethene	7.056	61	211355	25.65	ug/L	96
20) Hexane	7.227	56	128891	23.04	ug/L	97
21) Methyl Tert Butyl Ether	7.263	73	387838	22.43	ug/L	89
22) Acetonitrile	7.660	41	315244	222.06	ug/L	99
23) Di-isopropyl ether	8.001	45	504059	22.40	ug/L	97
24) Chloroprene	8.178	53	222952	26.24	ug/L	92
25) 1,1-Dichloroethane	8.208	63	262533	26.46	ug/L	99
26) Acrylonitrile	8.263	53	450081	127.35	ug/L	100
27) ETBE	8.708	59	435135	21.32	ug/L	96
28) Vinyl acetate	8.696	43	1712472	103.68	ug/L	98
29) cis-1,2-Dichloroethene	9.233	96	150947	25.14	ug/L	95
30) 2,2-Dichloropropane	9.403	77	205489	25.70	ug/L	99
31) Bromochloromethane	9.550	128	68861	23.13	ug/L	90
32) Cyclohexane	9.580	56	284846	24.52	ug/L	93

Quantitation Report (QT Reviewed)

Data Path : C:\msdchem\1\DATA\121318\
Data File : 1A14487.D
Acq On : 13 Dec 2018 5:47 pm
Operator : eileeng
Sample : bs
Misc : MS42060,V1A552,,,,,
ALS Vial : 10 Sample Multiplier: 1

Quant Time: Dec 14 09:05:49 2018
Quant Method : C:\msdchem\1\METHODS\2018-12-13APP91A.m
Quant Title : SW-846 Method 5035A/8260B
QLast Update : Fri Dec 14 08:02:34 2018
Response via : Initial Calibration

Compound	R.T.	QIon	Response	Conc	Units		Dev(Min)
33) Chloroform	9.665	83	232916	24.10	ug/L		95
34) Ethyl acetate	9.836	43	1176414	124.50	ug/L		100
35) Tetrahydrofuran	9.897	42	89429	23.00	ug/L		94
37) Carbon Tetrachloride	9.879	117	171754	24.91	ug/L		97
38) 1,1,1-Trichloroethane	9.964	97	226682	24.58	ug/L		98
39) 2-Butanone	10.074	43	678577	137.03	ug/L		92
40) 1,1-Dichloropropene	10.141	75	187399	25.13	ug/L		94
41) tert-Butyl Formate	10.263	59	641666	113.90	ug/L		89
42) Propionitrile	10.440	54	379099	236.85	ug/L		77
43) Methacrylonitrile	10.476	41	1289845	233.82	ug/L		98
44) Benzene	10.452	78	521719	25.06	ug/L		87
45) TAME	10.598	73	368775	22.22	ug/L		90
47) 1,2-Dichloroethane	10.690	62	197313	23.85	ug/L		98
48) Trichloroethene	11.147	95	149251	24.60	ug/L		99
49) Methylcyclohexane	11.147	83	221980	25.07	ug/L		92
50) Dibromomethane	11.592	93	84124	23.37	ug/L		95
51) 1,2-Dichloropropane	11.683	63	147375	25.21	ug/L		97
52) Ethyl Acrylate	11.885	55	12829	23.43	ug/L	#	79
53) Bromodichloromethane	11.750	83	160325	24.88	ug/L		97
54) Methyl methacrylate	11.878	41	175299	23.68	ug/L		91
55) 2-Chloroethyl vinyl ether	12.269	63	429168	118.54	ug/L		96
56) cis-1,3-Dichloropropene	12.342	75	214222	23.88	ug/L		94
60) Toluene	12.561	91	592050	24.68	ug/L		99
61) 2-Nitropropane	12.738	41	231281	105.88	ug/L		91
62) 4-Methyl-2-pentanone	12.854	43	1290707	128.56	ug/L		100
63) trans-1,3-Dichloropropene	12.903	75	199244	25.14	ug/L		92
64) Tetrachloroethene	12.909	166	174655	25.86	ug/L		98
65) Ethyl methacrylate	13.006	69	204687	24.31	ug/L		87
66) 1,1,2-Trichloroethane	13.043	83	108958	24.14	ug/L		97
67) Dibromochloromethane	13.201	129	134729	23.88	ug/L		99
68) 1,3-Dichloropropane	13.268	76	215107	23.15	ug/L		93
69) 1,2-Dibromoethane	13.409	107	148699	24.23	ug/L		99
70) 2-hexanone	13.518	43	1242177	132.87	ug/L		81
71) 1-Chlorohexane	13.756	91	184167	24.67	ug/L		89
72) Ethylbenzene	13.805	91	644461	24.49	ug/L		98
73) Chlorobenzene	13.805	112	393473	24.64	ug/L		96
74) 1,1,1,2-Tetrachloroethane	13.848	131	135299	25.02	ug/L		97
75) m,p-Xylene	13.909	91	1045597	50.14	ug/L		99
76) o-Xylene	14.232	91	532226	24.83	ug/L		99
77) Styrene	14.268	104	423645	24.84	ug/L		98
78) Bromoform	14.323	173	92014	24.05	ug/L		99
79) Isopropylbenzene	14.451	105	660153	26.32	ug/L		98
82) cis-1,4-Dichloro-2-butene	14.695	53	62548	25.18	ug/L		88
83) n-Propylbenzene	14.744	91	741959	24.40	ug/L		97
84) Bromobenzene	14.768	156	175821	24.50	ug/L		100
85) 1,1,2,2-Tetrachloroethane	14.786	83	205145	24.40	ug/L		97
86) 1,3,5-Trimethylbenzene	14.860	105	538899	24.64	ug/L		100
87) 2-Chlorotoluene	14.884	91	513211	24.66	ug/L		98
88) trans-1,4-Dichloro-2-B...	14.695	53	62548	25.18	ug/L		92
89) 1,2,3-Trichloropropane	14.902	110	68549	23.03	ug/L		97

Quantitation Report (QT Reviewed)

Data Path : C:\msdchem\1\DATA\121318\
Data File : 1A14487.D
Acq On : 13 Dec 2018 5:47 pm
Operator : eileeng
Sample : bs
Misc : MS42060,V1A552,,,,,
ALS Vial : 10 Sample Multiplier: 1

Quant Time: Dec 14 09:05:49 2018
Quant Method : C:\msdchem\1\METHODS\2018-12-13APP91A.m
Quant Title : SW-846 Method 5035A/8260B
QLast Update : Fri Dec 14 08:02:34 2018
Response via : Initial Calibration

	Compound	R.T.	QIon	Response	Conc	Units		Dev(Min)
90)	Cyclohexanone	14.951	55	106233	219.03	ug/L		95
91)	4-Chlorotoluene	14.994	91	473508	24.22	ug/L		98
92)	tert-Butylbenzene	15.103	91	295730	23.99	ug/L		97
93)	1,2,4-Trimethylbenzene	15.146	105	531906	23.71	ug/L		98
94)	Pentachloroethane	15.146	167	82176	23.09	ug/L	#	87
95)	sec-Butylbenzene	15.225	105	636137	24.92	ug/L		98
96)	4-Isopropyltoluene	15.305	119	578813	24.93	ug/L		100
97)	1,3-Dichlorobenzene	15.414	146	329766	24.88	ug/L		99
98)	1,4-Dichlorobenzene	15.469	146	325855	23.67	ug/L		98
99)	n-Butylbenzene	15.597	92	281442	25.25	ug/L		98
100)	Benzyl Chloride	15.622	126	79429	21.47	ug/L		96
101)	1,2-Dichlorobenzene	15.768	146	310185	23.95	ug/L		99
102)	1,2-Dibromo-3-Chloropr...	16.304	75	43637	23.58	ug/L		93
103)	Hexachlorobutadiene	16.743	225	76586	24.31	ug/L		95
104)	1,2,4-Trichlorobenzene	16.798	180	204286	24.36	ug/L		99
105)	Naphthalene	17.054	128	699652	24.06	ug/L		100
106)	1,2,3-Trichlorobenzene	17.207	180	198208	24.25	ug/L		99
108)	Ethanol	5.642	45	68266	444.86	ug/L		96
109)	Acrolein	6.270	56	193136	124.25	ug/L		98
110)	Tert butyl alcohol	7.452	59	355854	223.07	ug/L		98
111)	Isobutyl alcohol	10.708	42	177456	458.04	ug/L		99
112)	Tert Amyl Alcohol	10.818	59	281049	221.13	ug/L		92
113)	1,4-Dioxane	11.933	88	60481	469.98	ug/L		90
114)	3,3-dimethyl-1-butanol	13.494	57	1650649	1173.37	ug/L		92

(#) = qualifier out of range (m) = manual integration (+) = signals summed

Quantitation Report (QT Reviewed)

Data Path : C:\msdchem\1\DATA\121318\
Data File : 1A14487.D
Acq On : 13 Dec 2018 5:47 pm
Operator : eileeng
Sample : bs
Misc : MS42060,V1A552,,,,,
ALS Vial : 10 Sample Multiplier: 1

Quant Time: Dec 14 09:05:49 2018
Quant Method : C:\msdchem\1\METHODS\2018-12-13APP91A.m
Quant Title : SW-846 Method 5035A/8260B
QLast Update : Fri Dec 14 08:02:34 2018
Response via : Initial Calibration

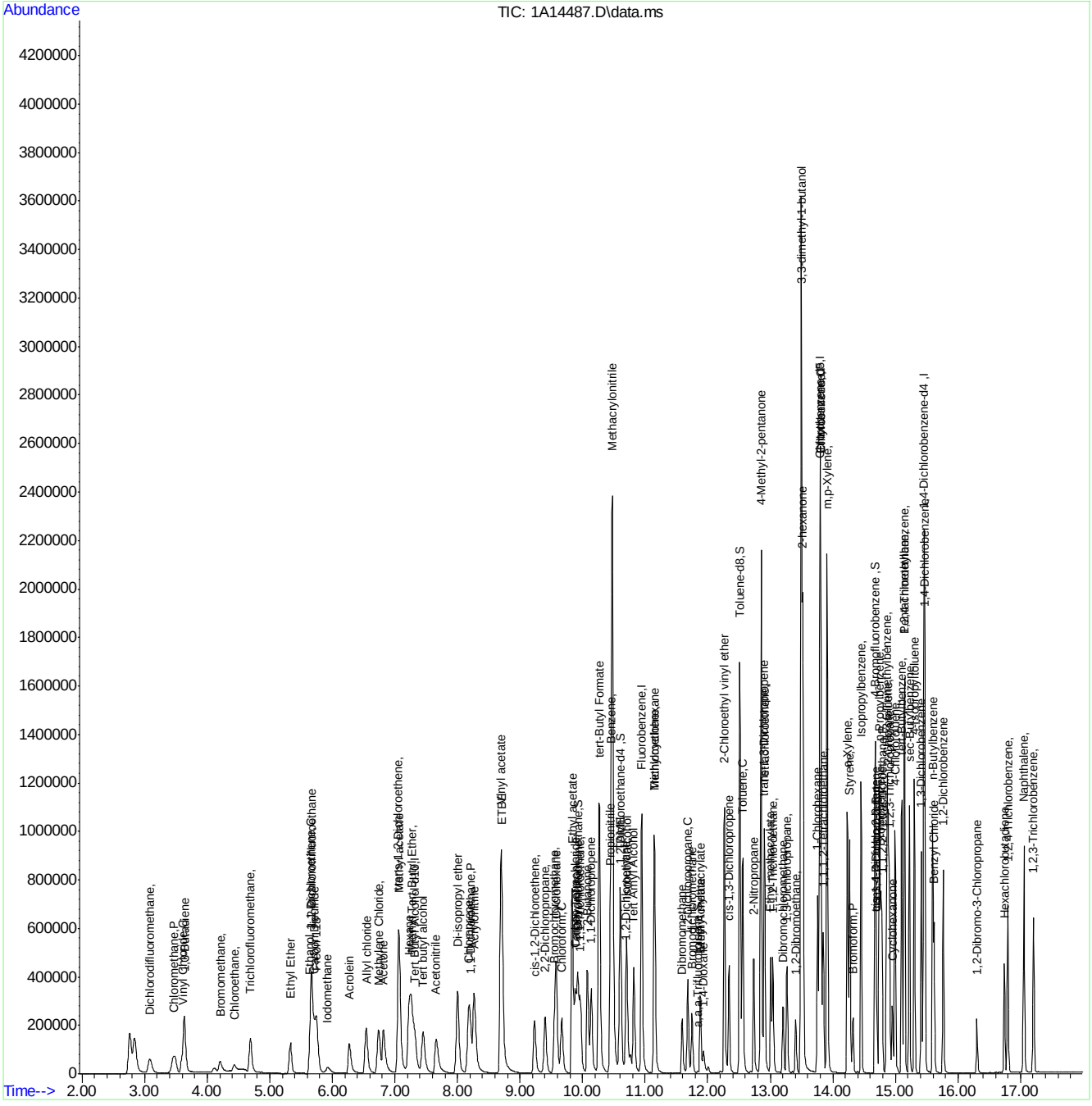

Manual Integrations APPROVED (compounds with "m" flag)
Melissa Mangual 12/21/18 11:56

Quantitation Report (QT Reviewed)

Data Path : C:\msdchem\1\data\BON\DECEMBER2018\12-21-18\v1a560\
Data File : 1A14691.D
Acq On : 19 Dec 2018 7:59 am
Operator : stutip
Sample : cc552-5
Misc : MS42155,V1A560,,,,,
ALS Vial : 4 Sample Multiplier: 1

Quant Time: Dec 20 20:18:33 2018
Quant Method : C:\msdchem\1\methods\2018-12-13APP91A.m
Quant Title : SW-846 Method 5035A/8260B
QLast Update : Mon Dec 17 15:07:57 2018
Response via : Initial Calibration

Compound	R.T.	QIon	Response	Conc	Units	Dev(Min)
Internal Standards						
1) Fluorobenzene	10.946	96	949841	50.00	ug/L	0.00
57) Chlorobenzene-d5	13.793	117	751228	50.00	ug/L	0.00
80) 1,4-Dichlorobenzene-d4	15.457	152	424662	50.00	ug/L	0.00
107) Tert Butyl Alcohol-d10	7.324	65	260301	250.00	ug/L	0.00
System Monitoring Compounds						
36) Dibromofluoromethane	9.928	113	258650	52.50	ug/L	0.00
Spiked Amount 50.000	Range 83 - 118		Recovery = 105.00%			
46) 1,2-Dichloroethane-d4	10.610	65	269292	51.15	ug/L	0.00
Spiked Amount 50.000	Range 79 - 125		Recovery = 102.30%			
58) Toluene-d8	12.512	98	977085	48.91	ug/L	0.00
Spiked Amount 50.000	Range 85 - 112		Recovery = 97.82%			
59) a,a,a-Trifluorotoluene	11.842	146	3989	30.24	ug/L	0.00
Spiked Amount 250.000	Range 75 - 126		Recovery = 12.10%#			
81) 4-Bromofluorobenzene	14.677	174	337755	48.97	ug/L	0.00
Spiked Amount 50.000	Range 83 - 118		Recovery = 97.94%			
Target Compounds						Qvalue
2) Dichlorodifluoromethane	3.069	85	258069	42.26	ug/L	100
3) Chloromethane	3.453	50	303499m	38.56	ug/L	
4) 1,3-Butadiene	3.636	54	269736	47.35	ug/L	97
5) Vinyl Chloride	3.600	62	229150	38.98	ug/L	97
6) Bromomethane	4.197	94	47259	21.14	ug/L	93
7) Chloroethane	4.429	64	67226	40.28	ug/L	97
8) Trichlorofluoromethane	4.685	101	356839	41.54	ug/L	100
9) Ethyl Ether	5.331	59	214343	42.26	ug/L	90
10) 1,2-Dichlorotrifluoroe...	5.666	67	236701	42.02	ug/L	95
11) 1,1-Dichloroethene	5.654	61	343751	43.26	ug/L	96
12) Freon 113	5.745	101	221427	44.27	ug/L	98
13) Carbon Disulfide	5.709	76	548954	40.63	ug/L	95
14) Iodomethane	5.916	142	109027	27.15	ug/L	96
15) Allyl chloride	6.538	41	388875	45.34	ug/L	95
16) Methylene Chloride	6.739	49	340088	41.38	ug/L	89
17) Acetone	6.818	43	584823	208.67	ug/L	97
18) Methyl acetate	7.068	43	1461676	221.49	ug/L	94
19) trans-1,2-Dichloroethene	7.056	61	326306	41.67	ug/L	95
20) Hexane	7.227	56	223198	41.98	ug/L	93
21) Methyl Tert Butyl Ether	7.270	73	666700	40.57	ug/L	90
22) Acetonitrile	7.660	41	596046	441.78	ug/L	99
23) Di-isopropyl ether	8.001	45	910820	42.59	ug/L	97
24) Chloroprene	8.178	53	321258	39.79	ug/L	92
25) 1,1-Dichloroethane	8.208	63	388938	41.25	ug/L	99
26) Acrylonitrile	8.269	53	734092	218.56	ug/L	99
27) ETBE	8.708	59	803114	41.41	ug/L	95
28) Vinyl acetate	8.696	43	3351487	230.78	ug/L	97
29) cis-1,2-Dichloroethene	9.233	96	234303	41.05	ug/L	93
30) 2,2-Dichloropropane	9.403	77	318726	41.95	ug/L	99
31) Bromochloromethane	9.550	128	114462	40.46	ug/L	88
32) Cyclohexane	9.580	56	464748	42.09	ug/L	93
33) Chloroform	9.672	83	379711	41.33	ug/L	96
34) Ethyl acetate	9.836	43	1962837	218.58	ug/L	99
35) Tetrahydrofuran	9.897	42	153064	41.16	ug/L	95
37) Carbon Tetrachloride	9.885	117	289951	44.25	ug/L	98
38) 1,1,1-Trichloroethane	9.964	97	375390	42.83	ug/L	99
39) 2-Butanone	10.080	43	998753	212.21	ug/L	91
40) 1,1-Dichloropropene	10.141	75	293744	41.45	ug/L	93
41) tert-Butyl Formate	10.269	59	1109681	207.26	ug/L	88
42) Propionitrile	10.446	54	641167	421.51	ug/L	85
43) Methacrylonitrile	10.476	41	2223710	424.16	ug/L	99
44) Benzene	10.458	78	781467	39.50	ug/L	77
45) TAME	10.598	73	618191	39.19	ug/L	86
47) 1,2-Dichloroethane	10.690	62	325036	41.34	ug/L	97

Quantitation Report (QT Reviewed)

Data Path : C:\msdchem\1\data\BON\DECEMBER2018\12-21-18\v1a560\
Data File : 1A14691.D
Acq On : 19 Dec 2018 7:59 am
Operator : stutip
Sample : cc552-5
Misc : MS42155,V1A560,,,,,
ALS Vial : 4 Sample Multiplier: 1

Quant Time: Dec 20 20:18:33 2018
Quant Method : C:\msdchem\1\methods\2018-12-13APP91A.m
Quant Title : SW-846 Method 5035A/8260B
QLast Update : Mon Dec 17 15:07:57 2018
Response via : Initial Calibration

Compound	R.T.	QIon	Response	Conc	Units		Dev(Min)
48) Trichloroethene	11.147	95	236770	41.07	ug/L		98
49) Methylcyclohexane	11.153	83	344932	40.98	ug/L		92
50) Dibromomethane	11.592	93	141213	41.27	ug/L		94
51) 1,2-Dichloropropane	11.683	63	226661	40.80	ug/L		94
52) Ethyl Acrylate	11.885	55	20949	40.26	ug/L	#	76
53) Bromodichloromethane	11.750	83	261219	42.66	ug/L		97
54) Methyl methacrylate	11.878	41	302094	42.94	ug/L		87
55) 2-Chloroethyl vinyl ether	12.269	63	664552	193.14	ug/L		92
56) cis-1,3-Dichloropropene	12.342	75	348243	40.85	ug/L		92
60) Toluene	12.561	91	904250	38.26	ug/L		99
61) 2-Nitropropane	12.738	41	427592	192.47	ug/L		95
62) 4-Methyl-2-pentanone	12.854	43	1911336	193.19	ug/L		98
63) trans-1,3-Dichloropropene	12.903	75	310377	39.73	ug/L		89
64) Tetrachloroethene	12.909	166	265056	39.83	ug/L		98
65) Ethyl methacrylate	13.006	69	333434	40.19	ug/L		84
66) 1,1,2-Trichloroethane	13.043	83	171905	38.65	ug/L		95
67) Dibromochloromethane	13.207	129	226259	39.34	ug/L		99
68) 1,3-Dichloropropane	13.268	76	352140	38.46	ug/L		91
69) 1,2-Dibromoethane	13.409	107	241564	39.95	ug/L		98
70) 2-hexanone	13.518	43	1887412	204.86	ug/L		86
71) 1-Chlorohexane	13.756	91	288446	39.21	ug/L		84
72) Ethylbenzene	13.805	91	993208	38.30	ug/L		99
73) Chlorobenzene	13.805	112	606646	38.55	ug/L		95
74) 1,1,1,2-Tetrachloroethane	13.848	131	220734	41.43	ug/L		97
75) m,p-Xylene	13.909	91	1589660	77.36	ug/L		99
76) o-Xylene	14.232	91	822502	38.93	ug/L		98
77) Styrene	14.268	104	652417	38.82	ug/L		96
78) Bromoform	14.323	173	155328	39.14	ug/L		99
79) Isopropylbenzene	14.451	105	973184	39.37	ug/L		98
82) cis-1,4-Dichloro-2-butene	14.695	53	71898	28.21	ug/L		85
83) n-Propylbenzene	14.744	91	1152574	37.32	ug/L		97
84) Bromobenzene	14.768	156	273274	37.49	ug/L		99
85) 1,1,2,2-Tetrachloroethane	14.793	83	314552	36.82	ug/L		96
86) 1,3,5-Trimethylbenzene	14.866	105	835711	37.62	ug/L		98
87) 2-Chlorotoluene	14.884	91	780258	36.90	ug/L		98
88) trans-1,4-Dichloro-2-B...	14.695	53	71898	28.21	ug/L		87
89) 1,2,3-Trichloropropane	14.902	110	113560	37.57	ug/L		99
90) Cyclohexanone	14.951	55	89260	181.17	ug/L		92
91) 4-Chlorotoluene	14.994	91	737527	37.14	ug/L		97
92) tert-Butylbenzene	15.103	91	466815	37.27	ug/L		96
93) 1,2,4-Trimethylbenzene	15.146	105	858123	37.66	ug/L		97
94) Pentachloroethane	15.146	167	142692	38.77	ug/L		88
95) sec-Butylbenzene	15.225	105	978807	37.75	ug/L		98
96) 4-Isopropyltoluene	15.305	119	899869	38.16	ug/L		99
97) 1,3-Dichlorobenzene	15.414	146	512618	38.07	ug/L		100
98) 1,4-Dichlorobenzene	15.469	146	517665	37.02	ug/L		98
99) n-Butylbenzene	15.597	92	434540	38.37	ug/L		99
100) Benzyl Chloride	15.622	126	135800	35.36	ug/L		97
101) 1,2-Dichlorobenzene	15.768	146	498398	37.88	ug/L		100
102) 1,2-Dibromo-3-Chloropr...	16.304	75	71038	36.58	ug/L		95
103) Hexachlorobutadiene	16.743	225	126614	39.57	ug/L		97
104) 1,2,4-Trichlorobenzene	16.798	180	324694	38.12	ug/L		99
105) Naphthalene	17.054	128	1084778	36.72	ug/L		99
106) 1,2,3-Trichlorobenzene	17.207	180	317103	38.19	ug/L		99
108) Ethanol	5.660	45	125112	890.18	ug/L		95
109) Acrolein	6.276	56	241252	169.46	ug/L		99
110) Tert butyl alcohol	7.459	59	565994	387.39	ug/L		96
111) Isobutyl alcohol	10.708	42	304659	858.60	ug/L		98
112) Tert Amyl Alcohol	10.824	59	448715	385.47	ug/L		91
113) 1,4-Dioxane	11.933	88	95460	809.92	ug/L		86
114) 3,3-dimethyl-1-butanol	13.500	57	2594980	2014.06	ug/L		91

Quantitation Report (QT Reviewed)

Data Path : C:\msdchem\1\data\BON\DECEMBER2018\12-21-18\v1a560\
Data File : 1A14691.D
Acq On : 19 Dec 2018 7:59 am
Operator : stutip
Sample : cc552-5
Misc : MS42155,V1A560,,,,,
ALS Vial : 4 Sample Multiplier: 1

Quant Time: Dec 20 20:18:33 2018
Quant Method : C:\msdchem\1\methods\2018-12-13APP91A.m
Quant Title : SW-846 Method 5035A/8260B
QLast Update : Mon Dec 17 15:07:57 2018
Response via : Initial Calibration

Compound	R.T.	QIon	Response	Conc	Units	Dev(Min)

(#) = qualifier out of range (m) = manual integration (+) = signals summed

Quantitation Report (QT Reviewed)

Data Path : C:\msdchem\1\data\BON\DECEMBER2018\12-21-18\v1a560\
Data File : 1A14691.D
Acq On : 19 Dec 2018 7:59 am
Operator : stutip
Sample : cc552-5
Misc : MS42155,V1A560,,,,,
ALS Vial : 4 Sample Multiplier: 1

Quant Time: Dec 20 20:18:33 2018
Quant Method : C:\msdchem\1\methods\2018-12-13APP91A.m
Quant Title : SW-846 Method 5035A/8260B
QLast Update : Mon Dec 17 15:07:57 2018
Response via : Initial Calibration

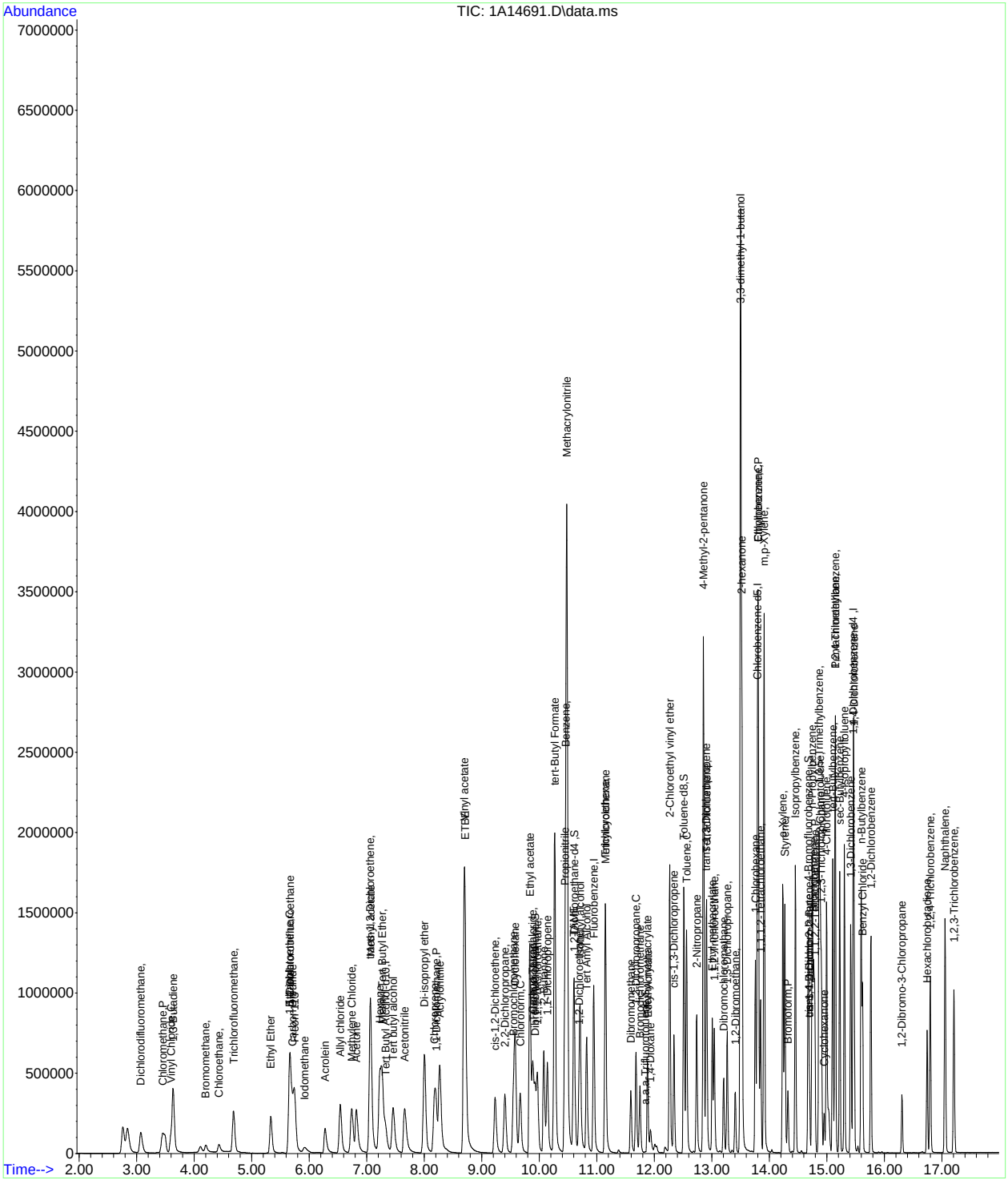

Manual Integration Approval Summary

Sample Number: V1A560-CC552
Lab FileID: 1A14691.D
Injection Time: 12/19/18 07:59
Method: SW846 8260B
Analyst approved: 12/20/18 20:20 Bon Umali
Supervisor approved: 12/21/18 11:56 Melissa Mangual

Parameter	CAS	Sig#	R.T. (min.)	Reason
Methyl Chloride	74-87-3		3.45	Poor instrument integration

Quantitation Report (Qedit)

Data Path : C:\msdchem\1\data\BON\DECEMBER2018\12-21-18\v1a560\
Data File : 1A14691.D
Acq On : 19 Dec 2018 7:59 am
Operator : stutip
Sample : cc552-5
Misc : MS42155,V1A560,,,,,
ALS Vial : 4 Sample Multiplier: 1

Quant Time: Dec 20 20:14:33 2018
Quant Method : C:\msdchem\1\methods\2018-12-13APP91A.m
Quant Title : SW-846 Method 5035A/8260B
QLast Update : Mon Dec 17 15:07:57 2018
Response via : Initial Calibration

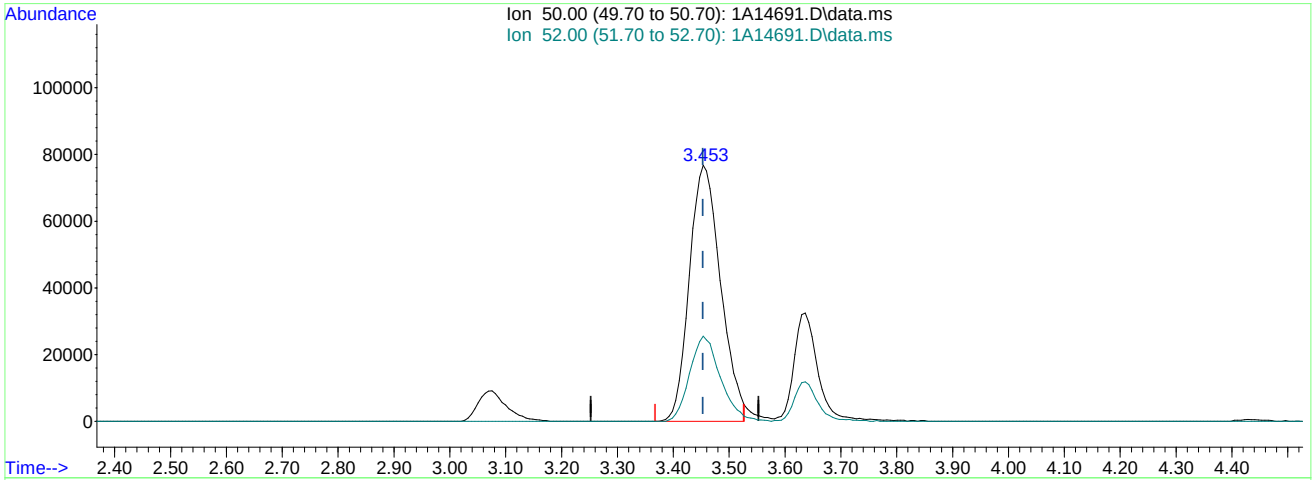

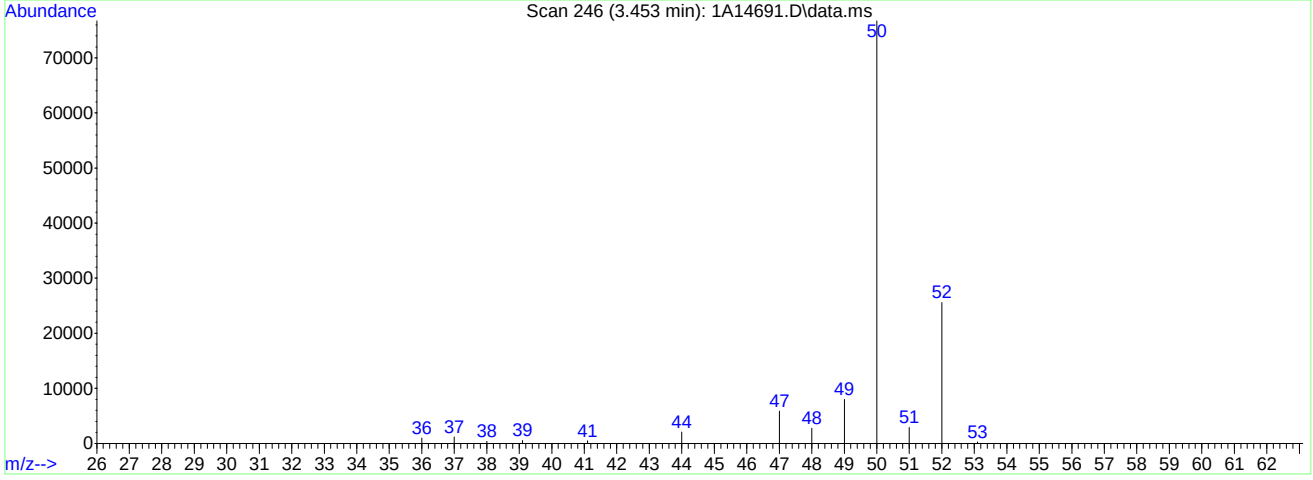

TIC: 1A14691.D\data.ms

(3) Chloromethane (P)

3.453min (+0.000) 37.85ug/L

response 297887

Ion	Exp%	Act%
50.00	100	100
52.00	33.30	33.35
0.00	0.00	0.00
0.00	0.00	0.00

Quantitation Report (Qedit)

Data Path : C:\msdchem\1\data\BON\DECEMBER2018\12-21-18\v1a560\
Data File : 1A14691.D
Acq On : 19 Dec 2018 7:59 am
Operator : stutip
Sample : cc552-5
Misc : MS42155,V1A560,,,,,
ALS Vial : 4 Sample Multiplier: 1

Quant Time: Dec 20 20:14:33 2018
Quant Method : C:\msdchem\1\methods\2018-12-13APP91A.m
Quant Title : SW-846 Method 5035A/8260B
QLast Update : Mon Dec 17 15:07:57 2018
Response via : Initial Calibration

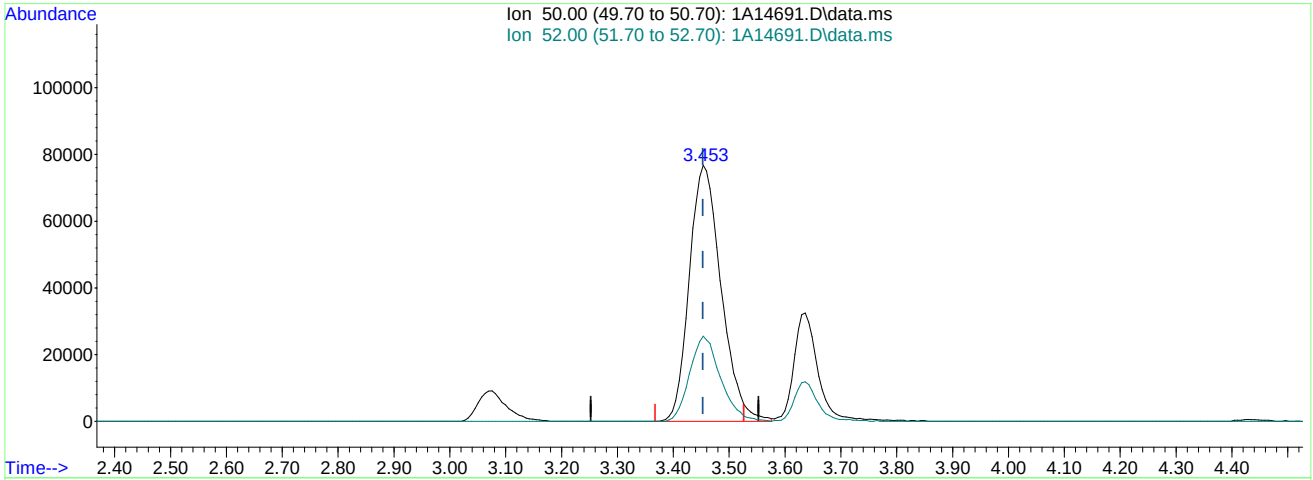

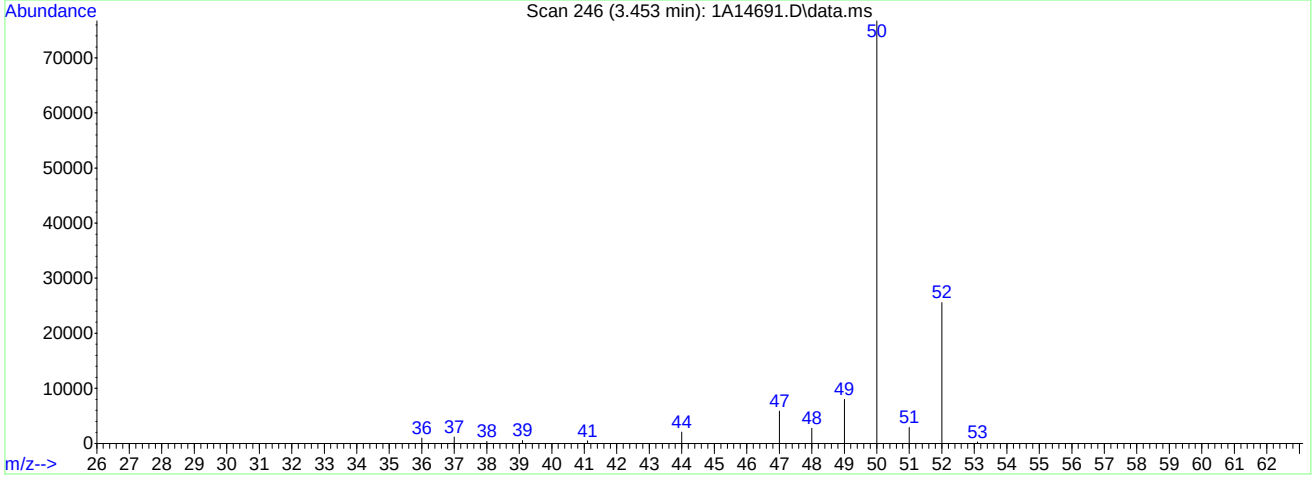

TIC: 1A14691.D\data.ms

(3) Chloromethane (P)

3.453min (+0.000) 38.56ug/L m

response 303499

Ion	Exp%	Act%
50.00	100	100
52.00	33.30	33.35
0.00	0.00	0.00
0.00	0.00	0.00

Manual Integrations APPROVED (compounds with "m" flag)
Melissa Mangual 12/21/18 12:02

Quantitation Report (QT Reviewed)

Data Path : C:\msdchem\1\data\BON\DECEMBER2018\12-21-18\v1a560\
Data File : 1A14716.D
Acq On : 19 Dec 2018 7:38 pm
Operator : stutip
Sample : ECC552-5
Misc : MS42166,V1A560,,,,,
ALS Vial : 24 Sample Multiplier: 1

Quant Time: Dec 20 20:48:43 2018
Quant Method : C:\msdchem\1\methods\2018-12-13APP91A.m
Quant Title : SW-846 Method 5035A/8260B
QLast Update : Mon Dec 17 15:07:57 2018
Response via : Initial Calibration

Compound	R.T.	QIon	Response	Conc	Units	Dev(Min)
Internal Standards						
1) Fluorobenzene	10.946	96	892474	50.00	ug/L	0.00
57) Chlorobenzene-d5	13.793	117	699336	50.00	ug/L	0.00
80) 1,4-Dichlorobenzene-d4	15.457	152	384144	50.00	ug/L	0.00
107) Tert Butyl Alcohol-d10	7.330	65	239915	250.00	ug/L	0.00
System Monitoring Compounds						
36) Dibromofluoromethane	9.927	113	237474	51.30	ug/L	0.00
Spiked Amount 50.000	Range 83 - 118		Recovery = 102.60%			
46) 1,2-Dichloroethane-d4	10.610	65	247749	50.08	ug/L	0.00
Spiked Amount 50.000	Range 79 - 125		Recovery = 100.16%			
58) Toluene-d8	12.512	98	921026	49.52	ug/L	0.00
Spiked Amount 50.000	Range 85 - 112		Recovery = 99.04%			
59) a,a,a-Trifluorotoluene	11.848	146	3484	28.37	ug/L	0.01
Spiked Amount 250.000	Range 75 - 126		Recovery = 11.35%#			
81) 4-Bromofluorobenzene	14.677	174	310462	49.77	ug/L	0.00
Spiked Amount 50.000	Range 83 - 118		Recovery = 99.54%			
Target Compounds						Qvalue
2) Dichlorodifluoromethane	3.069	85	234499	40.86	ug/L	99
3) Chloromethane	3.453	50	271017m	36.65	ug/L	
4) 1,3-Butadiene	3.636	54	256925	48.00	ug/L	96
5) Vinyl Chloride	3.593	62	197871	35.82	ug/L	98
6) Bromomethane	4.203	94	62743	29.87	ug/L	98
7) Chloroethane	4.428	64	57034	36.29	ug/L	96
8) Trichlorofluoromethane	4.685	101	318188	39.42	ug/L	96
9) Ethyl Ether	5.331	59	209030	43.86	ug/L	90
10) 1,2-Dichlorotrifluoroe...	5.666	67	233593	44.13	ug/L	97
11) 1,1-Dichloroethene	5.654	61	334942	44.86	ug/L	96
12) Freon 113	5.745	101	219304	46.66	ug/L	97
13) Carbon Disulfide	5.703	76	529696	41.73	ug/L	94
14) Iodomethane	5.916	142	89676	23.96	ug/L	95
15) Allyl chloride	6.538	41	380871	47.27	ug/L	95
16) Methylene Chloride	6.733	49	333492	43.18	ug/L	88
17) Acetone	6.818	43	593324	225.31	ug/L	96
18) Methyl acetate	7.068	43	1471380	237.29	ug/L	94
19) trans-1,2-Dichloroethene	7.050	61	318565	43.30	ug/L	95
20) Hexane	7.221	56	212907	42.62	ug/L	94
21) Methyl Tert Butyl Ether	7.269	73	651089	42.17	ug/L	97
22) Acetonitrile	7.660	41	603928	476.39	ug/L	100
23) Di-isopropyl ether	8.001	45	888904	44.23	ug/L	96
24) Chloroprene	8.172	53	323478	42.64	ug/L	91
25) 1,1-Dichloroethane	8.208	63	377498	42.61	ug/L	98
26) Acrylonitrile	8.269	53	719297	227.92	ug/L	98
27) ETBE	8.708	59	785277	43.09	ug/L	95
28) Vinyl acetate	8.696	43	3206869	235.02	ug/L	97
29) cis-1,2-Dichloroethene	9.232	96	228162	42.55	ug/L	94
30) 2,2-Dichloropropane	9.403	77	276907	38.79	ug/L	100
31) Bromochloromethane	9.549	128	114787	43.19	ug/L	88
32) Cyclohexane	9.580	56	456026	43.96	ug/L	94
33) Chloroform	9.665	83	366574	42.47	ug/L	96
34) Ethyl acetate	9.830	43	1928172	228.52	ug/L	99
35) Tetrahydrofuran	9.897	42	153281	43.82	ug/L	96
37) Carbon Tetrachloride	9.879	117	283854	46.10	ug/L	96
38) 1,1,1-Trichloroethane	9.964	97	367521	44.63	ug/L	99
39) 2-Butanone	10.074	43	1009665	228.32	ug/L	89
40) 1,1-Dichloropropene	10.135	75	286178	42.98	ug/L	93
41) tert-Butyl Formate	10.269	59	1176451	233.86	ug/L	88
42) Propionitrile	10.440	54	647074	452.73	ug/L	77
43) Methacrylonitrile	10.476	41	2246726	456.10	ug/L	99
44) Benzene	10.452	78	753417	40.53	ug/L	79
45) TAME	10.598	73	608698	41.07	ug/L	86
47) 1,2-Dichloroethane	10.689	62	320540	43.38	ug/L	96

Quantitation Report (QT Reviewed)

Data Path : C:\msdchem\1\data\BON\DECEMBER2018\12-21-18\v1a560\
Data File : 1A14716.D
Acq On : 19 Dec 2018 7:38 pm
Operator : stutip
Sample : ECC552-5
Misc : MS42166,V1A560,,,,,
ALS Vial : 24 Sample Multiplier: 1

Quant Time: Dec 20 20:48:43 2018
Quant Method : C:\msdchem\1\methods\2018-12-13APP91A.m
Quant Title : SW-846 Method 5035A/8260B
QLast Update : Mon Dec 17 15:07:57 2018
Response via : Initial Calibration

Compound	R.T.	QIon	Response	Conc	Units		Dev(Min)
48) Trichloroethene	11.147	95	230783	42.60	ug/L		100
49) Methylcyclohexane	11.147	83	335648	42.44	ug/L		87
50) Dibromomethane	11.586	93	137587	42.79	ug/L		98
51) 1,2-Dichloropropane	11.677	63	220592	42.26	ug/L		94
52) Ethyl Acrylate	11.878	55	20678	42.29	ug/L	#	77
53) Bromodichloromethane	11.750	83	251456	43.71	ug/L		98
54) Methyl methacrylate	11.878	41	303467	45.91	ug/L		87
55) 2-Chloroethyl vinyl ether	12.268	63	758839	234.71	ug/L		92
56) cis-1,3-Dichloropropene	12.342	75	332245	41.48	ug/L		93
60) Toluene	12.561	91	872108	39.63	ug/L		100
61) 2-Nitropropane	12.732	41	428909	206.37	ug/L		95
62) 4-Methyl-2-pentanone	12.854	43	1946326	211.32	ug/L		97
63) trans-1,3-Dichloropropene	12.902	75	298979	41.11	ug/L		90
64) Tetrachloroethene	12.909	166	271022	43.75	ug/L		96
65) Ethyl methacrylate	13.006	69	330828	42.83	ug/L		84
66) 1,1,2-Trichloroethane	13.043	83	169654	40.97	ug/L		95
67) Dibromochloromethane	13.207	129	214661	40.03	ug/L		99
68) 1,3-Dichloropropane	13.268	76	346393	40.64	ug/L		90
69) 1,2-Dibromoethane	13.402	107	235642	41.86	ug/L		99
70) 2-hexanone	13.518	43	1959868	228.50	ug/L		87
71) 1-Chlorohexane	13.756	91	283439	41.39	ug/L		86
72) Ethylbenzene	13.805	91	968524	40.12	ug/L		99
73) Chlorobenzene	13.805	112	587656	40.11	ug/L		96
74) 1,1,1,2-Tetrachloroethane	13.847	131	215316	43.41	ug/L		97
75) m,p-Xylene	13.908	91	1545604	80.80	ug/L		99
76) o-Xylene	14.231	91	799999	40.68	ug/L		99
77) Styrene	14.268	104	631122	40.34	ug/L		96
78) Bromoform	14.323	173	146167	39.52	ug/L		99
79) Isopropylbenzene	14.451	105	950369	41.30	ug/L		98
82) cis-1,4-Dichloro-2-butene	14.695	53	74961	32.10	ug/L		81
83) n-Propylbenzene	14.744	91	1120111	40.09	ug/L		96
84) Bromobenzene	14.768	156	265113	40.20	ug/L		99
85) 1,1,2,2-Tetrachloroethane	14.786	83	311557	40.32	ug/L		97
86) 1,3,5-Trimethylbenzene	14.859	105	809554	40.29	ug/L		99
87) 2-Chlorotoluene	14.884	91	762915	39.89	ug/L		97
88) trans-1,4-Dichloro-2-B...	14.695	53	74961	32.10	ug/L		82
89) 1,2,3-Trichloropropane	14.902	110	114231	41.77	ug/L		98
90) Cyclohexanone	14.951	55	92953	208.57	ug/L		94
91) 4-Chlorotoluene	14.993	91	706766	39.35	ug/L		96
92) tert-Butylbenzene	15.103	91	457642	40.40	ug/L		96
93) 1,2,4-Trimethylbenzene	15.146	105	837146	40.61	ug/L		98
94) Pentachloroethane	15.146	167	129594	38.92	ug/L		88
95) sec-Butylbenzene	15.225	105	959466	40.91	ug/L		99
96) 4-Isopropyltoluene	15.304	119	872782	40.91	ug/L		99
97) 1,3-Dichlorobenzene	15.414	146	497958	40.89	ug/L		99
98) 1,4-Dichlorobenzene	15.469	146	501656	39.66	ug/L		98
99) n-Butylbenzene	15.597	92	408632	39.89	ug/L		99
100) Benzyl Chloride	15.621	126	111931	32.37	ug/L		99
101) 1,2-Dichlorobenzene	15.768	146	486604	40.88	ug/L		99
102) 1,2-Dibromo-3-Chloropr...	16.304	75	69561	39.33	ug/L		93
103) Hexachlorobutadiene	16.743	225	120642	41.68	ug/L		97
104) 1,2,4-Trichlorobenzene	16.798	180	313434	40.68	ug/L		99
105) Naphthalene	17.054	128	1072228	40.12	ug/L		100
106) 1,2,3-Trichlorobenzene	17.206	180	307172	40.89	ug/L		99
108) Ethanol	5.666	45	125774	970.93	ug/L		94
109) Acrolein	6.270	56	311333	237.27	ug/L		99
110) Tert butyl alcohol	7.458	59	569731	423.08	ug/L		94
111) Isobutyl alcohol	10.708	42	310384	949.06	ug/L		98
112) Tert Amyl Alcohol	10.824	59	459520	428.30	ug/L		90
113) 1,4-Dioxane	11.933	88	96480	888.13	ug/L		85
114) 3,3-dimethyl-1-butanol	13.500	57	2887285	2431.35	ug/L		91

Quantitation Report (QT Reviewed)

Data Path : C:\msdchem\1\data\BON\DECEMBER2018\12-21-18\v1a560\
Data File : 1A14716.D
Acq On : 19 Dec 2018 7:38 pm
Operator : stutip
Sample : ECC552-5
Misc : MS42166,V1A560,,,,,
ALS Vial : 24 Sample Multiplier: 1

Quant Time: Dec 20 20:48:43 2018
Quant Method : C:\msdchem\1\methods\2018-12-13APP91A.m
Quant Title : SW-846 Method 5035A/8260B
QLast Update : Mon Dec 17 15:07:57 2018
Response via : Initial Calibration

Compound	R.T.	QIon	Response	Conc	Units	Dev(Min)

(#) = qualifier out of range (m) = manual integration (+) = signals summed

Quantitation Report (QT Reviewed)

Data Path : C:\msdchem\1\data\BON\DECEMBER2018\12-21-18\v1a560\
Data File : 1A14716.D
Acq On : 19 Dec 2018 7:38 pm
Operator : stutip
Sample : ECC552-5
Misc : MS42166,V1A560,,,,,
ALS Vial : 24 Sample Multiplier: 1

Quant Time: Dec 20 20:48:43 2018
Quant Method : C:\msdchem\1\methods\2018-12-13APP91A.m
Quant Title : SW-846 Method 5035A/8260B
QLast Update : Mon Dec 17 15:07:57 2018
Response via : Initial Calibration

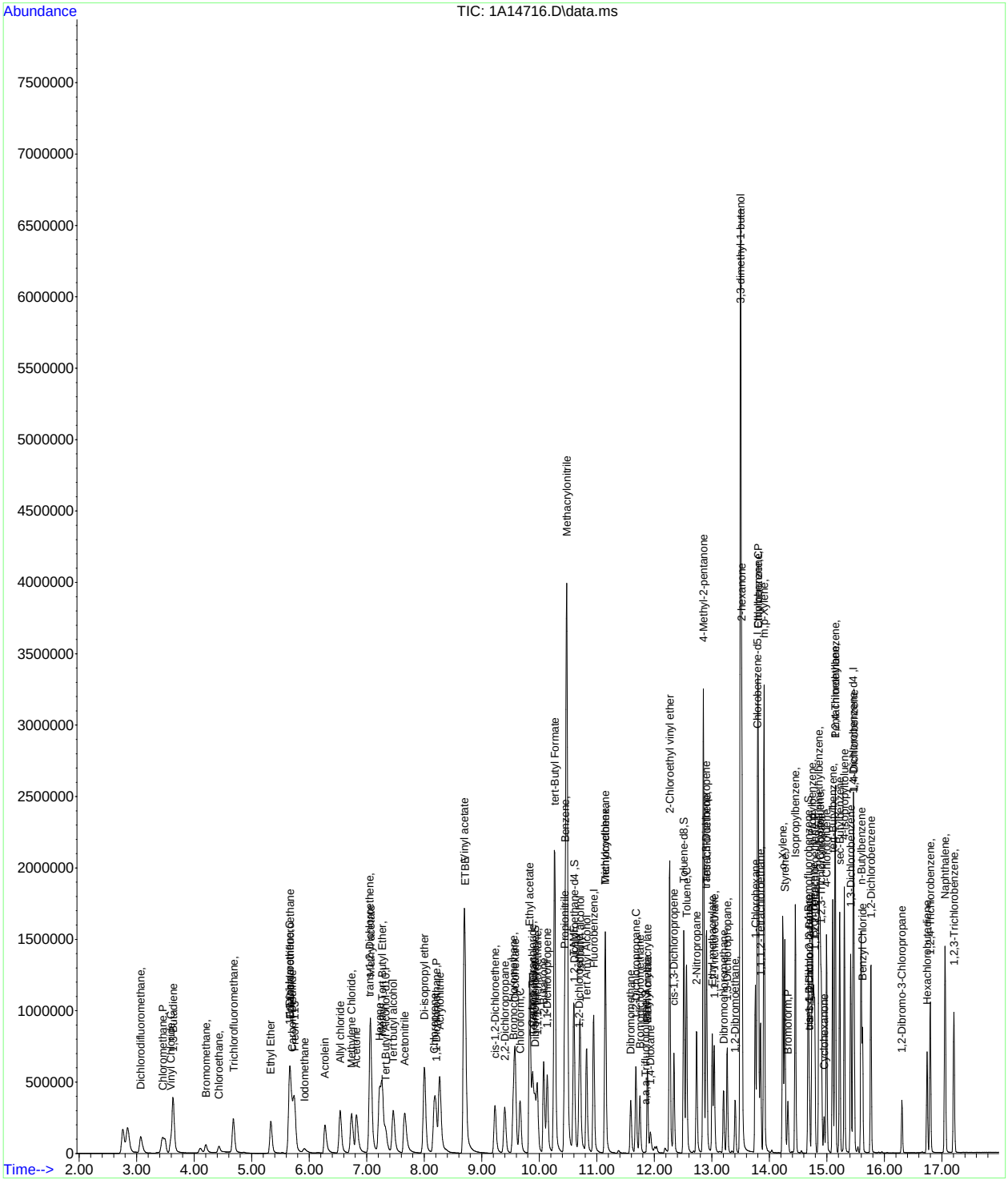

Manual Integration Approval Summary

Sample Number: V1A560-ECC552
Lab FileID: 1A14716.D
Injection Time: 12/19/18 19:38

Method: SW846 8260B
Analyst approved: 12/20/18 20:53 Bon Umali
Supervisor approved: 12/21/18 12:02 Melissa Mangual

Parameter	CAS	Sig#	R.T. (min.)	Reason
Methyl Chloride	74-87-3		3.45	Poor instrument integration

Quantitation Report (Qedit)

Data Path : C:\msdchem\1\data\BON\DECEMBER2018\12-21-18\v1a560\
Data File : 1A14716.D
Acq On : 19 Dec 2018 7:38 pm
Operator : stutip
Sample : ECC552-5
Misc : MS42166,V1A560,,,,,
ALS Vial : 24 Sample Multiplier: 1

Quant Time: Dec 20 20:15:49 2018
Quant Method : C:\msdchem\1\methods\2018-12-13APP91A.m
Quant Title : SW-846 Method 5035A/8260B
QLast Update : Mon Dec 17 15:07:57 2018
Response via : Initial Calibration

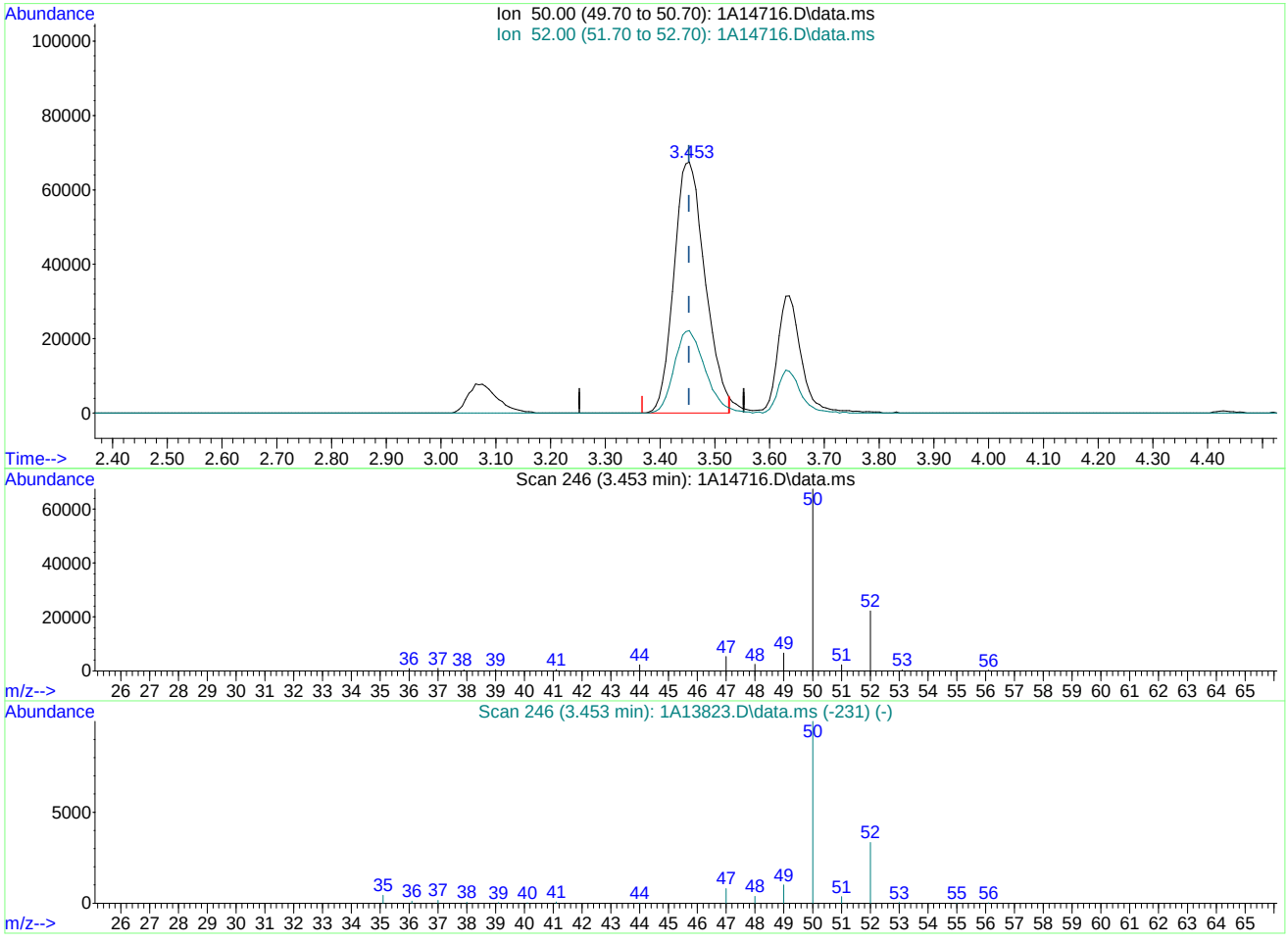

TIC: 1A14716.D\data.ms

(3) Chloromethane (P)

3.453min (+0.000) 36.11ug/L

response 267017

Ion	Exp%	Act%
50.00	100	100
52.00	33.30	32.87
0.00	0.00	0.00
0.00	0.00	0.00

Quantitation Report (Qedit)

Data Path : C:\msdchem\1\data\BON\DECEMBER2018\12-21-18\v1a560\
Data File : 1A14716.D
Acq On : 19 Dec 2018 7:38 pm
Operator : stutip
Sample : ECC552-5
Misc : MS42166,V1A560,,,,,
ALS Vial : 24 Sample Multiplier: 1

Quant Time: Dec 20 20:15:49 2018
Quant Method : C:\msdchem\1\methods\2018-12-13APP91A.m
Quant Title : SW-846 Method 5035A/8260B
QLast Update : Mon Dec 17 15:07:57 2018
Response via : Initial Calibration

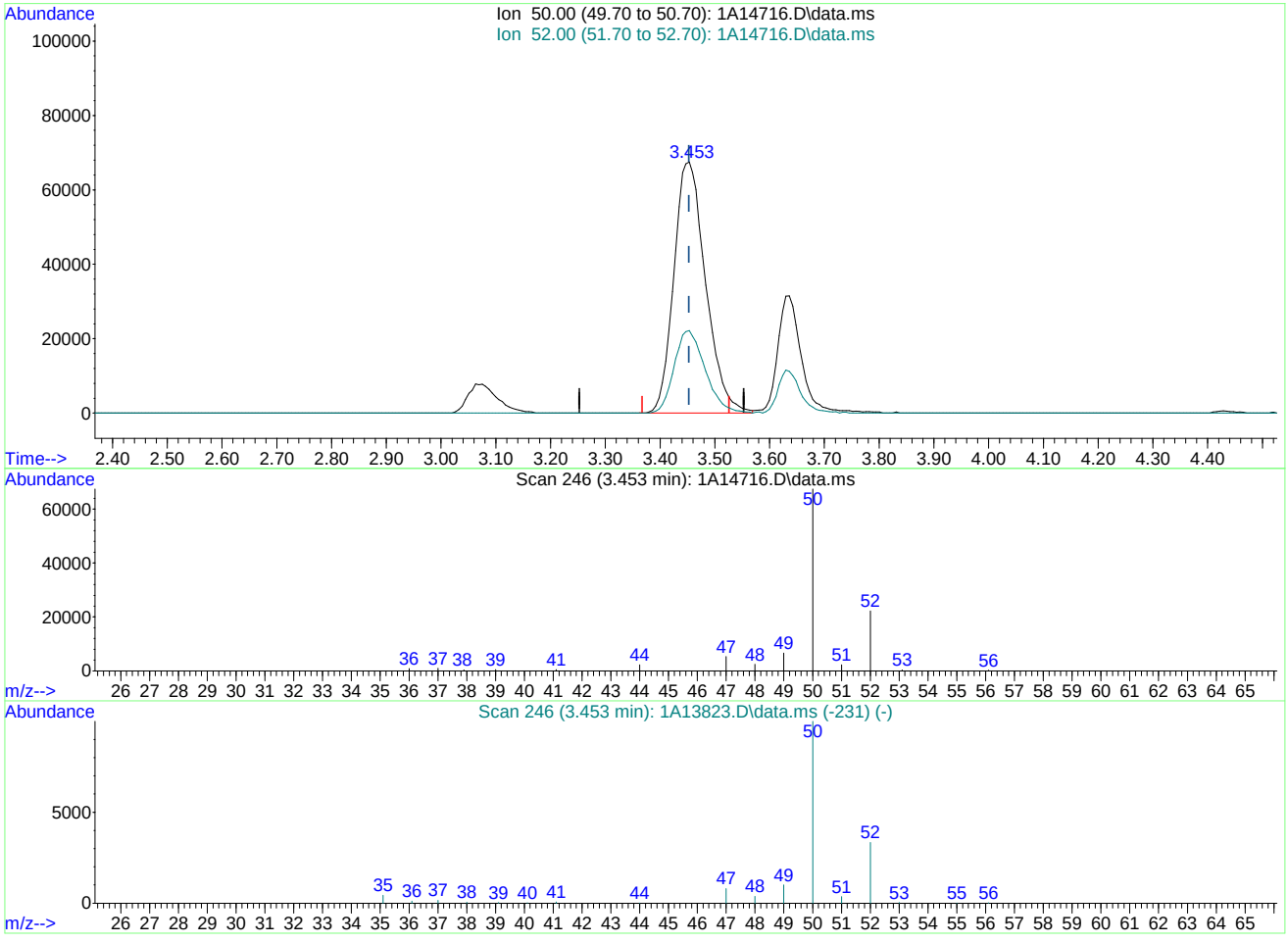

TIC: 1A14716.D\data.ms

(3) Chloromethane (P)

3.453min (+0.000) 36.65ug/L m

response 271017

Ion	Exp%	Act%
50.00	100	100
52.00	33.30	32.87
0.00	0.00	0.00
0.00	0.00	0.00

Manual Integrations APPROVED (compounds with "m" flag)
Juan Garcia
12/17/18 12:19

Quantitation Report (QT Reviewed)

Data Path : C:\msdchem\1\data\2018-12-14\
Data File : 3C3151.D
Acq On : 14 Dec 2018 1:09 pm
Operator : seanp
Sample : IC0121-1
Misc : MS42099,V3C121,,,,,
ALS Vial : 51 Sample Multiplier: 1

Quant Time: Dec 14 17:44:40 2018
Quant Method : C:\msdchem\1\methods\2018-12-14APP9-3C_AQ.m
Quant Title : SW-846 Method 5035A/8260B
QLast Update : Fri Dec 14 17:43:58 2018
Response via : Initial Calibration

Compound	R.T.	QIon	Response	Conc	Units	Dev(Min)
Internal Standards						
1) Fluorobenzene	10.461	96	1011614	50.00	ug/L	0.00
55) Chlorobenzene-d5	13.216	117	720494	50.00	ug/L	0.00
77) 1,4-Dichlorobenzene-d4	14.856	152	339095	50.00	ug/L	0.00
104) Tert Butyl Alcohol-d10	7.041	65	138181	250.00	ug/L	-0.02
System Monitoring Compounds						
35) Dibromofluoromethane	9.491	113	229630	48.97	ug/L	0.00
Spiked Amount 50.000	Range 83 - 118		Recovery = 97.94%			
45) 1,2-Dichloroethane-d4	10.150	65	291732	49.89	ug/L	0.00
Spiked Amount 50.000	Range 79 - 125		Recovery = 99.78%			
56) Toluene-d8	11.966	98	969158	49.35	ug/L	0.00
Spiked Amount 50.000	Range 85 - 112		Recovery = 98.70%			
78) 4-Bromofluorobenzene	14.082	174	265861	50.17	ug/L	0.00
Spiked Amount 50.000	Range 83 - 118		Recovery = 100.34%			
Target Compounds						Qvalue
2) Dichlorodifluoromethane	2.999	85	5104	0.86	ug/L	92
3) Chloromethane	3.401	50	9039	1.00	ug/L	92
4) Vinyl Chloride	3.511	62	5831	0.83	ug/L	95
5) Bromomethane	4.096	94	3654	1.06	ug/L	85
6) Chloroethane	4.328	64	3150	1.03	ug/L	87
7) Trichlorofluoromethane	4.572	101	7024	0.93	ug/L	95
8) Ethyl Ether	5.139	59	4499	0.86	ug/L	84
9) 1,2-Dichlorotrifluoroe...	5.480	67	5086	0.85	ug/L	91
10) 1,1-Dichloroethene	5.462	61	6503	0.84	ug/L	96
11) Freon 113	5.535	101	4129	0.85	ug/L	88
12) Carbon Disulfide	5.498	76	10368	0.81	ug/L	76
14) Allyl chloride	6.309	41	6546	0.69	ug/L	93
15) Methylene Chloride	6.486	49	13049	1.52	ug/L	88
16) Acetone	6.608	43	10676	5.12	ug/L	95
17) Methyl acetate	6.827	43	25668	4.76	ug/L	72
18) trans-1,2-Dichloroethene	6.778	61	6711	0.88	ug/L	96
19) Hexane	6.919	56	3538	0.61	ug/L	88
20) Methyl Tert Butyl Ether	6.980	73	13679	0.86	ug/L	95
21) Acetonitrile	7.437	41	11849	11.56	ug/L	98
22) Di-isopropyl ether	7.675	45	16504	0.80	ug/L	77
23) Chloroprene	7.845	53	5524	0.63	ug/L	86
24) 1,1-Dichloroethane	7.894	63	8699	0.89	ug/L	95
25) Acrylonitrile	8.010	53	12450	4.48	ug/L	97
26) ETBE	8.345	59	15149	0.79	ug/L	95
27) Vinyl acetate	8.382	43	52315	3.69	ug/L	95
28) cis-1,2-Dichloroethene	8.839	96	4936	0.91	ug/L	94
29) 2,2-Dichloropropane	8.998	77	6169	0.80	ug/L	90
30) Bromochloromethane	9.132	128	2312	0.92	ug/L	86
31) Cyclohexane	9.126	56	8238	0.76	ug/L	93
32) Chloroform	9.241	83	8454	0.94	ug/L	88
33) Ethyl acetate	9.424	43	30949	4.42	ug/L	99
34) Tetrahydrofuran	9.467	42	2914	1.11	ug/L	93
36) Carbon Tetrachloride	9.424	117	4513	0.64	ug/L	92
37) 1,1,1-Trichloroethane	9.522	97	7359	0.87	ug/L	94
38) 2-Butanone	9.668	43	15411	4.51	ug/L	93
39) 1,1-Dichloropropene	9.680	75	5998	0.82	ug/L	82
40) tert-Butyl Formate	9.833	59	14889	3.23	ug/L #	78
41) Propionitrile	10.034	54	10151	9.46	ug/L	76
42) Methacrylonitrile	10.052	41	43286	9.77	ug/L	97
43) Benzene	9.985	78	20322	0.93	ug/L	87
44) TAME	10.119	73	13238	0.83	ug/L	85

Quantitation Report (QT Reviewed)

Data Path : C:\msdchem\1\data\2018-12-14\
Data File : 3C3151.D
Acq On : 14 Dec 2018 1:09 pm
Operator : seanp
Sample : IC0121-1
Misc : MS42099,V3C121,,,,,
ALS Vial : 51 Sample Multiplier: 1

Quant Time: Dec 14 17:44:40 2018
Quant Method : C:\msdchem\1\methods\2018-12-14APP9-3C_AQ.m
Quant Title : SW-846 Method 5035A/8260B
QLast Update : Fri Dec 14 17:43:58 2018
Response via : Initial Calibration

	Compound	R.T.	QIon	Response	Conc	Units		Dev(Min)
46)	1,2-Dichloroethane	10.229	62	7454	0.96	ug/L		91
47)	Trichloroethene	10.637	95	4743	0.89	ug/L		93
48)	Methylcyclohexane	10.625	83	7745	0.81	ug/L		88
49)	Dibromomethane	11.076	93	2736	0.87	ug/L		98
50)	1,2-Dichloropropane	11.174	63	5113	0.88	ug/L		81
51)	Bromodichloromethane	11.229	83	5214	0.82	ug/L	#	93
52)	Methyl methacrylate	11.363	41	4301	0.68	ug/L		88
53)	2-Chloroethyl vinyl ether	11.741	63	14782	4.70	ug/L		96
54)	cis-1,3-Dichloropropene	11.802	75	6617	0.75	ug/L		77
57)	Toluene	12.009	91	21019	0.92	ug/L		97
58)	2-Nitropropane	12.216	41	5866	3.01	ug/L		92
59)	4-Methyl-2-pentanone	12.320	43	29460	4.34	ug/L		94
60)	trans-1,3-Dichloropropene	12.351	75	6157	0.77	ug/L		83
61)	Tetrachloroethene	12.338	166	4784	0.91	ug/L		97
62)	Ethyl methacrylate	12.454	69	5039	0.63	ug/L		92
63)	1,1,2-Trichloroethane	12.485	83	3783	0.92	ug/L		91
64)	Dibromochloromethane	12.637	129	3361	0.64	ug/L		97
65)	1,3-Dichloropropane	12.710	76	7974	0.88	ug/L		86
66)	1,2-Dibromoethane	12.838	107	4148	0.84	ug/L		94
67)	2-hexanone	12.966	43	24921	4.19	ug/L		92
68)	1-Chlorohexane	13.180	91	5625	0.75	ug/L		86
69)	Ethylbenzene	13.222	91	24363	0.94	ug/L		92
70)	Chlorobenzene	13.228	112	13235	0.93	ug/L		78
71)	1,1,1,2-Tetrachloroethane	13.271	131	3849	0.81	ug/L		93
72)	m,p-Xylene	13.326	91	33781	1.71	ug/L	#	67
73)	o-Xylene	13.649	91	16716	0.83	ug/L		94
74)	Styrene	13.686	104	10908	0.72	ug/L		97
76)	Isopropylbenzene	13.862	105	17716	0.77	ug/L		97
79)	cis-1,4-Dichloro-2-butene	14.106	53	1905	0.69	ug/L	#	31
80)	n-Propylbenzene	14.149	91	24258	0.83	ug/L		84
81)	Bromobenzene	14.173	156	5335	0.94	ug/L		90
82)	1,1,2,2-Tetrachloroethane	14.198	83	5647	0.88	ug/L		97
83)	1,3,5-Trimethylbenzene	14.265	105	15542	0.80	ug/L		87
84)	2-Chlorotoluene	14.399	91	15234	0.85	ug/L		91
85)	trans-1,4-Dichloro-2-B...	14.320	53	1908	0.81	ug/L	#	28
86)	1,2,3-Trichloropropane	14.314	110	1830	0.88	ug/L		88
87)	Cyclohexanone	14.375	55	994	3.73	ug/L	#	73
88)	4-Chlorotoluene	14.399	91	15234	0.85	ug/L		92
89)	tert-Butylbenzene	14.503	91	9610	0.83	ug/L		96
90)	1,2,4-Trimethylbenzene	14.545	105	15750	0.78	ug/L		88
91)	Pentachloroethane	14.545	167	2059	0.62	ug/L	#	42
92)	sec-Butylbenzene	14.618	105	18916	0.78	ug/L		99
93)	4-Isopropyltoluene	14.704	119	14673	0.73	ug/L		95
94)	1,3-Dichlorobenzene	14.807	146	10047	0.95	ug/L		93
95)	1,4-Dichlorobenzene	14.862	146	10652m	0.97	ug/L		
96)	n-Butylbenzene	14.990	92	7903	0.64	ug/L		91
98)	1,2-Dichlorobenzene	15.161	146	9555	0.93	ug/L		94
99)	1,2-Dibromo-3-Chloropr...	15.697	75	1124	0.88	ug/L		82
100)	Hexachlorobutadiene	16.106	225	2016	0.66	ug/L		84
101)	1,2,4-Trichlorobenzene	16.167	180	5675	0.83	ug/L		97
102)	Naphthalene	16.423	128	16326	0.79	ug/L		57
103)	1,2,3-Trichlorobenzene	16.569	180	5626	0.86	ug/L		87
106)	Acrolein	6.077	56	5170	4.51	ug/L		83
107)	Tert butyl alcohol	7.175	59	7959	10.19	ug/L		74
108)	Isobutyl alcohol	10.241	42	2820	15.26	ug/L	#	53
109)	Tert Amyl Alcohol	10.345	59	4391	8.02	ug/L	#	73
110)	1,4-Dioxane	11.424	88	896	11.61	ug/L	#	52
111)	3,3-dimethyl-1-butanol	12.936	57	23695	29.77	ug/L		97

Quantitation Report (QT Reviewed)

Data Path : C:\msdchem\1\data\2018-12-14\
Data File : 3C3151.D
Acq On : 14 Dec 2018 1:09 pm
Operator : seanp
Sample : IC0121-1
Misc : MS42099,V3C121,,,,,
ALS Vial : 51 Sample Multiplier: 1

Quant Time: Dec 14 17:44:40 2018
Quant Method : C:\msdchem\1\methods\2018-12-14APP9-3C_AQ.m
Quant Title : SW-846 Method 5035A/8260B
QLast Update : Fri Dec 14 17:43:58 2018
Response via : Initial Calibration

Compound	R.T.	QIon	Response	Conc	Units	Dev(Min)

(#) = qualifier out of range (m) = manual integration (+) = signals summed

Quantitation Report (QT Reviewed)

Data Path : C:\msdchem\1\data\2018-12-14\
Data File : 3C3151.D
Acq On : 14 Dec 2018 1:09 pm
Operator : seanp
Sample : IC0121-1
Misc : MS42099,V3C121,,,,,
ALS Vial : 51 Sample Multiplier: 1

Quant Time: Dec 14 17:44:40 2018
Quant Method : C:\msdchem\1\methods\2018-12-14APP9-3C_AQ.m
Quant Title : SW-846 Method 5035A/8260B
QLast Update : Fri Dec 14 17:43:58 2018
Response via : Initial Calibration

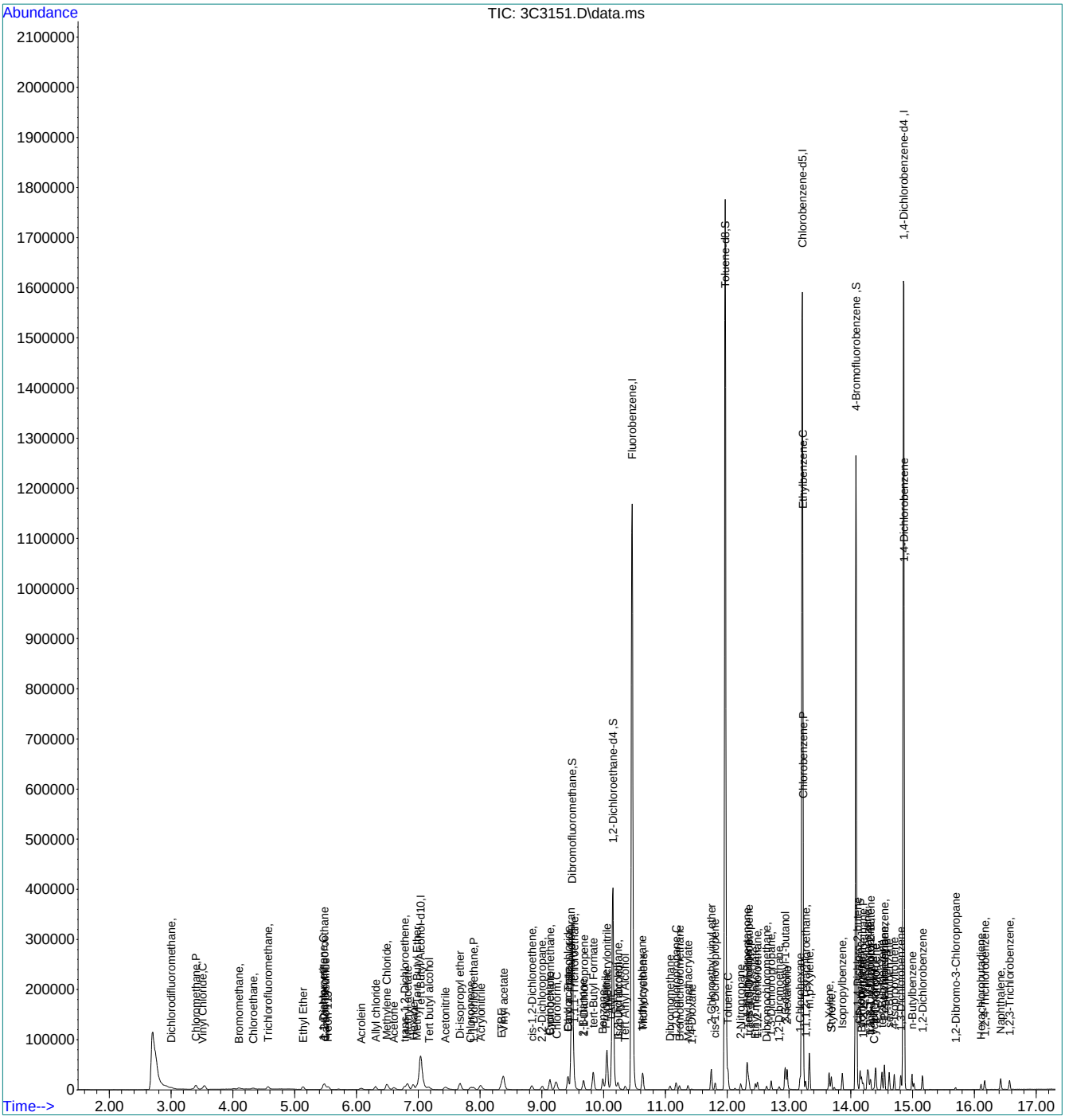

Manual Integration Approval Summary

Sample Number: V3C121-IC0121
Lab FileID: 3C3151.D
Injection Time: 12/14/18 13:09

Method: SW846 8260B
Analyst approved: 12/14/18 17:50 Sean Pioro
Supervisor approved: 12/17/18 12:19 Juan Garcia

Parameter	CAS	Sig#	R.T. (min.)	Reason
1,4-Dichlorobenzene	106-46-7		14.86	Missed peak

Quantitation Report (Qedit)

Data Path : C:\msdchem\1\data\2018-12-14\
Data File : 3C3151.D
Acq On : 14 Dec 2018 1:09 pm
Operator : seanp
Sample : IC0121-1
Misc : MS42099,V3C121,5.00,,,5,,
ALS Vial : 51 Sample Multiplier: 1

Quant Time: Dec 14 13:50:29 2018
Quant Method : C:\msdchem\1\methods\2018-12-14APP9-3C_AQ.m
Quant Title : SW-846 Method 5035A/8260B
QLast Update : Fri Dec 14 11:23:57 2018
Response via : Initial Calibration

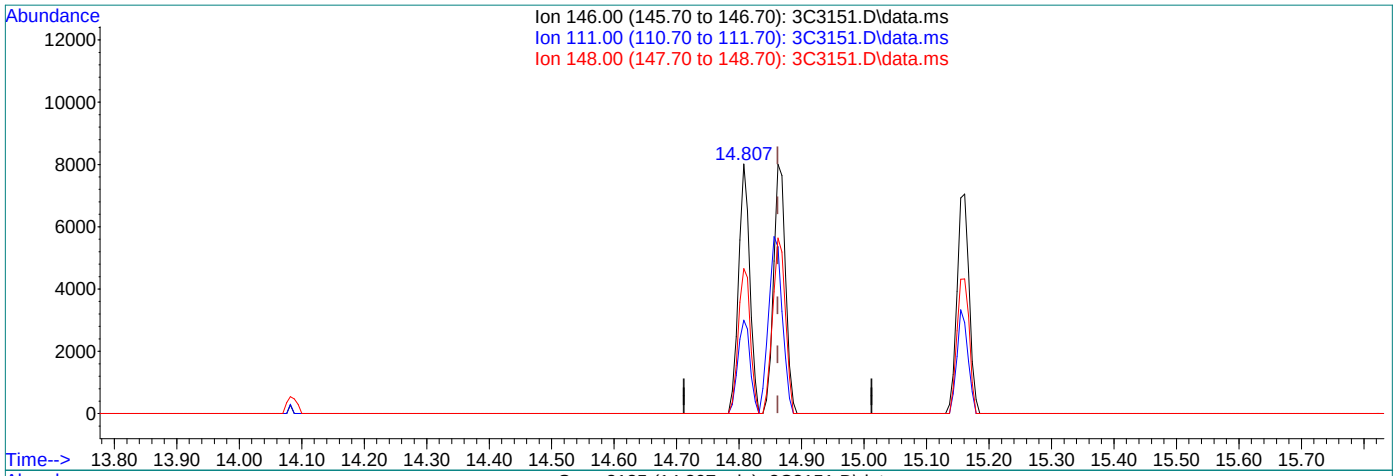

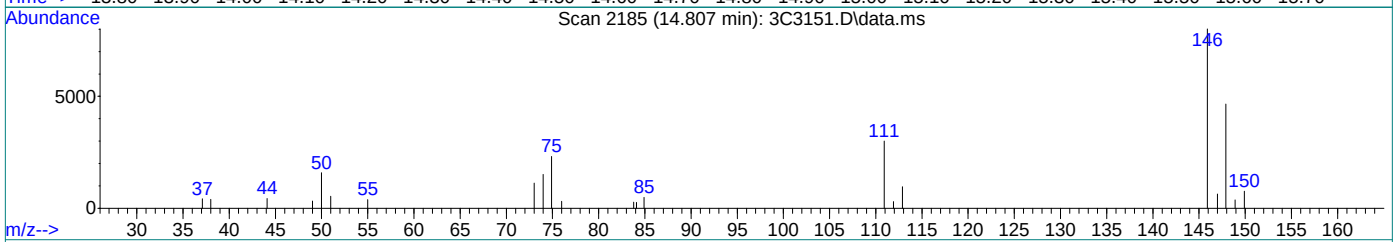

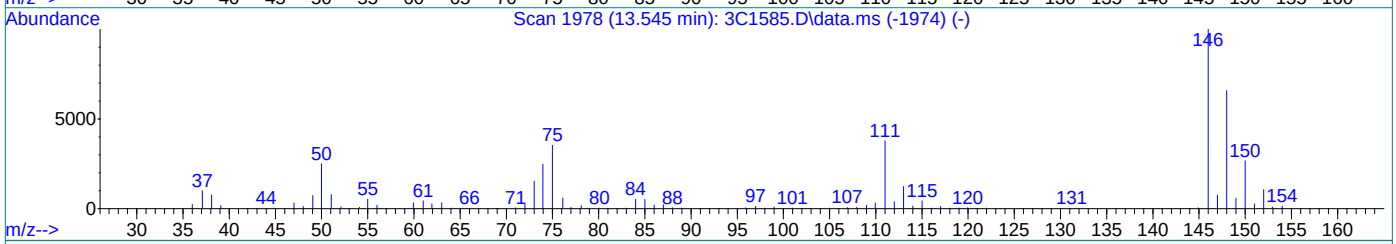

TIC: 3C3151.D\data.ms

(95) 1,4-Dichlorobenzene

14.807min (-0.055) 0.46ug/L

response 10047

Ion	Exp%	Act%
146.00	100	100
111.00	36.10	37.39
148.00	64.30	58.07
0.00	0.00	0.00

Quantitation Report (Qedit)

Data Path : C:\msdchem\1\data\2018-12-14\
Data File : 3C3151.D
Acq On : 14 Dec 2018 1:09 pm
Operator : seanp
Sample : IC0121-1
Misc : MS42099,V3C121,5.00,,,5,,
ALS Vial : 51 Sample Multiplier: 1

Quant Time: Dec 14 13:50:29 2018
Quant Method : C:\msdchem\1\methods\2018-12-14APP9-3C_AQ.m
Quant Title : SW-846 Method 5035A/8260B
QLast Update : Fri Dec 14 11:23:57 2018
Response via : Initial Calibration

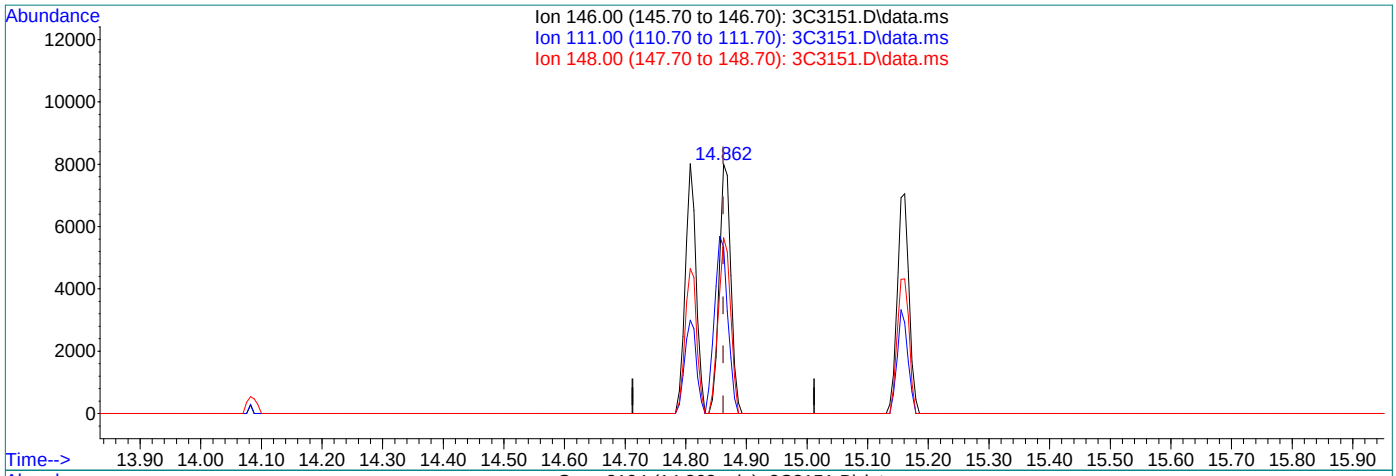

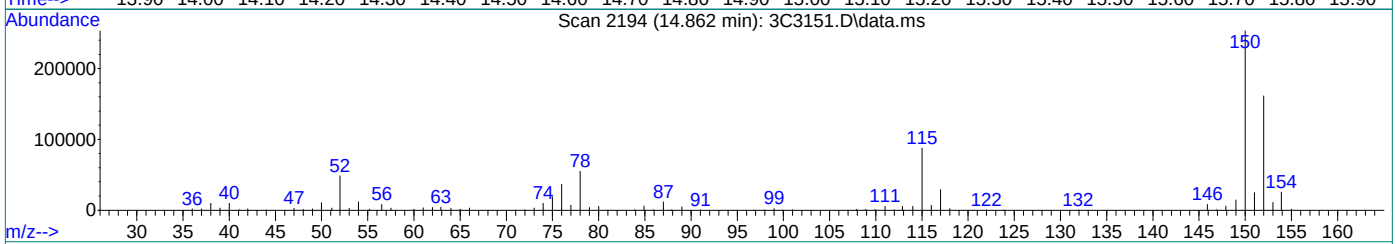

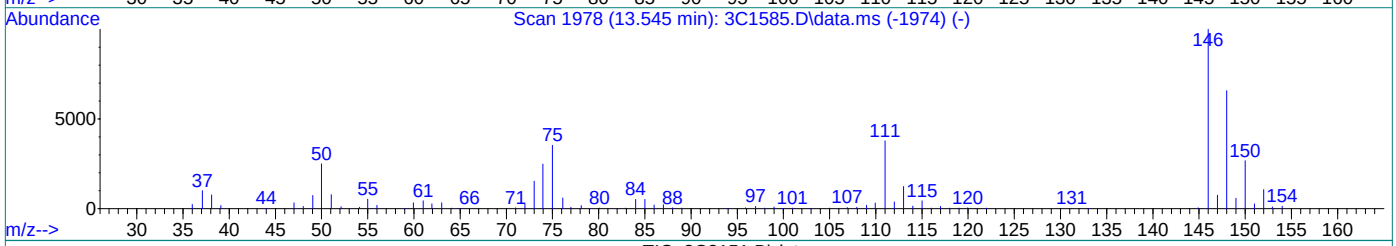

TIC: 3C3151.D\data.ms

(95) 1,4-Dichlorobenzene

14.862min (+0.000) 0.49ug/L m

response 10652

Ion	Exp%	Act%
146.00	100	100
111.00	36.10	66.76#
148.00	64.30	70.43
0.00	0.00	0.00

Quantitation Report (QT Reviewed)

Data Path : C:\msdchem\1\data\2018-12-14\
Data File : 3C3152.D
Acq On : 14 Dec 2018 1:37 pm
Operator : seanp
Sample : IC0121-2
Misc : MS42099,V3C121,,,,,
ALS Vial : 52 Sample Multiplier: 1

Quant Time: Dec 14 17:44:48 2018
Quant Method : C:\msdchem\1\methods\2018-12-14APP9-3C_AQ.m
Quant Title : SW-846 Method 5035A/8260B
QLast Update : Fri Dec 14 17:43:58 2018
Response via : Initial Calibration

Compound	R.T.	QIon	Response	Conc	Units	Dev(Min)
Internal Standards						
1) Fluorobenzene	10.461	96	1034103	50.00	ug/L	0.00
55) Chlorobenzene-d5	13.216	117	733255	50.00	ug/L	0.00
77) 1,4-Dichlorobenzene-d4	14.856	152	348677	50.00	ug/L	0.00
104) Tert Butyl Alcohol-d10	7.040	65	133455	250.00	ug/L	-0.02
System Monitoring Compounds						
35) Dibromofluoromethane	9.491	113	236337	49.31	ug/L	0.00
Spiked Amount 50.000	Range 83 - 118		Recovery = 98.62%			
45) 1,2-Dichloroethane-d4	10.150	65	301363	50.41	ug/L	0.00
Spiked Amount 50.000	Range 79 - 125		Recovery = 100.82%			
56) Toluene-d8	11.966	98	986394	49.35	ug/L	0.00
Spiked Amount 50.000	Range 85 - 112		Recovery = 98.70%			
78) 4-Bromofluorobenzene	14.082	174	271465	49.82	ug/L	0.00
Spiked Amount 50.000	Range 83 - 118		Recovery = 99.64%			
Target Compounds						Qvalue
2) Dichlorodifluoromethane	2.992	85	31063	5.09	ug/L	95
3) Chloromethane	3.401	50	47227	5.11	ug/L	88
4) Vinyl Chloride	3.505	62	36096	5.02	ug/L	100
5) Bromomethane	4.096	94	17675	5.00	ug/L	93
6) Chloroethane	4.334	64	20169	6.50	ug/L	95
7) Trichlorofluoromethane	4.571	101	41101	5.30	ug/L	98
8) Ethyl Ether	5.138	59	26428	4.94	ug/L	89
9) 1,2-Dichlorotrifluoroe...	5.486	67	31112	5.06	ug/L	92
10) 1,1-Dichloroethene	5.468	61	38811	4.88	ug/L	94
11) Freon 113	5.547	101	24098	4.87	ug/L	95
12) Carbon Disulfide	5.498	76	61171	4.66	ug/L	84
13) Iodomethane	5.711	142	16180	3.31	ug/L	96
14) Allyl chloride	6.309	41	41177	4.26	ug/L	87
15) Methylene Chloride	6.492	49	47148	5.38	ug/L	93
16) Acetone	6.608	43	52829	24.77	ug/L	100
17) Methyl acetate	6.821	43	137863	25.02	ug/L	71
18) trans-1,2-Dichloroethene	6.778	61	37946	4.85	ug/L	95
19) Hexane	6.919	56	25270	4.27	ug/L #	84
20) Methyl Tert Butyl Ether	6.986	73	78855	4.84	ug/L	94
21) Acetonitrile	7.443	41	52998	50.59	ug/L	99
22) Di-isopropyl ether	7.675	45	100955	4.76	ug/L	95
23) Chloroprene	7.851	53	37147	4.13	ug/L	89
24) 1,1-Dichloroethane	7.894	63	49295	4.91	ug/L	95
25) Acrylonitrile	8.004	53	70467	24.78	ug/L	94
26) ETBE	8.351	59	93083	4.75	ug/L	99
27) Vinyl acetate	8.376	43	341441	23.53	ug/L	97
28) cis-1,2-Dichloroethene	8.839	96	27192	4.93	ug/L	91
29) 2,2-Dichloropropane	9.010	77	37493	4.75	ug/L	92
30) Bromochloromethane	9.132	128	12962	5.07	ug/L #	71
31) Cyclohexane	9.125	56	53239	4.83	ug/L	96
32) Chloroform	9.241	83	45932	4.97	ug/L	92
33) Ethyl acetate	9.418	43	172521	24.11	ug/L	98
34) Tetrahydrofuran	9.473	42	12564	4.67	ug/L	80
36) Carbon Tetrachloride	9.424	117	30898	4.30	ug/L	97
37) 1,1,1-Trichloroethane	9.522	97	42555	4.91	ug/L	93
38) 2-Butanone	9.668	43	84176	24.11	ug/L	98
39) 1,1-Dichloropropene	9.680	75	35700	4.76	ug/L	90
40) tert-Butyl Formate	9.833	59	92155	19.45	ug/L	89
41) Propionitrile	10.028	54	55708	50.79	ug/L #	64
42) Methacrylonitrile	10.052	41	227273	50.16	ug/L	99
43) Benzene	9.985	78	110158	4.93	ug/L	91

Quantitation Report (QT Reviewed)

Data Path : C:\msdchem\1\data\2018-12-14\
Data File : 3C3152.D
Acq On : 14 Dec 2018 1:37 pm
Operator : seanp
Sample : IC0121-2
Misc : MS42099,V3C121,,,,,
ALS Vial : 52 Sample Multiplier: 1

Quant Time: Dec 14 17:44:48 2018
Quant Method : C:\msdchem\1\methods\2018-12-14APP9-3C_AQ.m
Quant Title : SW-846 Method 5035A/8260B
QLast Update : Fri Dec 14 17:43:58 2018
Response via : Initial Calibration

	Compound	R.T.	QIon	Response	Conc	Units		Dev(Min)
44)	TAME	10.119	73	77869	4.78	ug/L		92
46)	1,2-Dichloroethane	10.223	62	40016	5.05	ug/L		95
47)	Trichloroethene	10.637	95	26812	4.89	ug/L		95
48)	Methylcyclohexane	10.625	83	45819	4.72	ug/L		94
49)	Dibromomethane	11.076	93	15899	4.96	ug/L		93
50)	1,2-Dichloropropane	11.174	63	29017	4.88	ug/L		86
51)	Bromodichloromethane	11.223	83	30482	4.66	ug/L		94
52)	Methyl methacrylate	11.363	41	25017	3.89	ug/L		92
53)	2-Chloroethyl vinyl ether	11.741	63	91123	28.34	ug/L		96
54)	cis-1,3-Dichloropropene	11.808	75	41965	4.63	ug/L		83
57)	Toluene	12.009	91	115333	4.96	ug/L		94
58)	2-Nitropropane	12.216	41	37180	18.72	ug/L		83
59)	4-Methyl-2-pentanone	12.320	43	169962	24.63	ug/L		96
60)	trans-1,3-Dichloropropene	12.350	75	37544	4.62	ug/L		93
61)	Tetrachloroethene	12.338	166	26636	4.97	ug/L		97
62)	Ethyl methacrylate	12.454	69	33006	4.06	ug/L		88
63)	1,1,2-Trichloroethane	12.491	83	20386	4.85	ug/L		86
64)	Dibromochloromethane	12.637	129	22329	4.17	ug/L		98
65)	1,3-Dichloropropane	12.710	76	45466	4.94	ug/L		94
66)	1,2-Dibromoethane	12.838	107	23770	4.75	ug/L		99
67)	2-hexanone	12.966	43	151190	24.96	ug/L		93
68)	1-Chlorohexane	13.180	91	36491	4.80	ug/L		91
69)	Ethylbenzene	13.228	91	132336	5.00	ug/L		98
70)	Chlorobenzene	13.228	112	71941	4.99	ug/L		86
71)	1,1,1,2-Tetrachloroethane	13.265	131	22583	4.66	ug/L		93
72)	m,p-Xylene	13.326	91	200674	10.01	ug/L	#	69
73)	o-Xylene	13.649	91	98600	4.81	ug/L		95
74)	Styrene	13.686	104	71775	4.65	ug/L		97
75)	Bromoform	13.734	173	13554	3.84	ug/L		94
76)	Isopropylbenzene	13.862	105	114625	4.88	ug/L		97
79)	cis-1,4-Dichloro-2-butene	14.112	53	11278	3.97	ug/L	#	69
80)	n-Propylbenzene	14.149	91	147427	4.93	ug/L		86
81)	Bromobenzene	14.173	156	29492	5.06	ug/L		99
82)	1,1,2,2-Tetrachloroethane	14.198	83	31650	4.81	ug/L		98
83)	1,3,5-Trimethylbenzene	14.265	105	96958	4.84	ug/L		83
84)	2-Chlorotoluene	14.399	91	91393	4.99	ug/L		90
85)	trans-1,4-Dichloro-2-B...	14.320	53	11039	4.56	ug/L	#	27
86)	1,2,3-Trichloropropane	14.313	110	10916	5.13	ug/L		86
87)	Cyclohexanone	14.374	55	5702	20.81	ug/L		93
88)	4-Chlorotoluene	14.399	91	91393	4.99	ug/L		91
89)	tert-Butylbenzene	14.502	91	57510	4.81	ug/L		98
90)	1,2,4-Trimethylbenzene	14.545	105	101976	4.92	ug/L		91
91)	Pentachloroethane	14.545	167	14199	4.16	ug/L	#	66
92)	sec-Butylbenzene	14.618	105	122485	4.91	ug/L		97
93)	4-Isopropyltoluene	14.704	119	98552	4.78	ug/L		95
94)	1,3-Dichlorobenzene	14.807	146	53686	4.91	ug/L		94
95)	1,4-Dichlorobenzene	14.862	146	57301	5.09	ug/L		94
96)	n-Butylbenzene	14.990	92	51733	4.07	ug/L		98
97)	Benzyl Chloride	15.021	126	11155	3.66	ug/L	#	48
98)	1,2-Dichlorobenzene	15.161	146	52900	4.99	ug/L		98
99)	1,2-Dibromo-3-Chloropr...	15.691	75	5638	4.28	ug/L	#	80
100)	Hexachlorobutadiene	16.106	225	12964	4.15	ug/L		87
101)	1,2,4-Trichlorobenzene	16.167	180	32148	4.58	ug/L		97
102)	Naphthalene	16.423	128	96095	4.54	ug/L		55
103)	1,2,3-Trichlorobenzene	16.569	180	31518	4.66	ug/L		97
105)	Ethanol	5.449	45	8244	88.31	ug/L		81
106)	Acrolein	6.083	56	27764	25.07	ug/L		82
107)	Tert butyl alcohol	7.168	59	38510	51.07	ug/L		69

Quantitation Report (QT Reviewed)

Data Path : C:\msdchem\1\data\2018-12-14\
Data File : 3C3152.D
Acq On : 14 Dec 2018 1:37 pm
Operator : seanp
Sample : IC0121-2
Misc : MS42099,V3C121,,,,,
ALS Vial : 52 Sample Multiplier: 1

Quant Time: Dec 14 17:44:48 2018
Quant Method : C:\msdchem\1\methods\2018-12-14APP9-3C_AQ.m
Quant Title : SW-846 Method 5035A/8260B
QLast Update : Fri Dec 14 17:43:58 2018
Response via : Initial Calibration

Compound	R.T.	QIon	Response	Conc	Units		Dev(Min)
108) Isobutyl alcohol	10.241	42	16909	94.74	ug/L	#	59
109) Tert Amyl Alcohol	10.345	59	24663	46.62	ug/L		83
110) 1,4-Dioxane	11.424	88	6671	90.02	ug/L	#	73
111) 3,3-dimethyl-1-butanol	12.936	57	153842	201.03	ug/L		98

(#) = qualifier out of range (m) = manual integration (+) = signals summed

Quantitation Report (QT Reviewed)

Data Path : C:\msdchem\1\data\2018-12-14\
Data File : 3C3152.D
Acq On : 14 Dec 2018 1:37 pm
Operator : seanp
Sample : IC0121-2
Misc : MS42099,V3C121,,,,,
ALS Vial : 52 Sample Multiplier: 1

Quant Time: Dec 14 17:44:48 2018
Quant Method : C:\msdchem\1\methods\2018-12-14APP9-3C_AQ.m
Quant Title : SW-846 Method 5035A/8260B
QLast Update : Fri Dec 14 17:43:58 2018
Response via : Initial Calibration

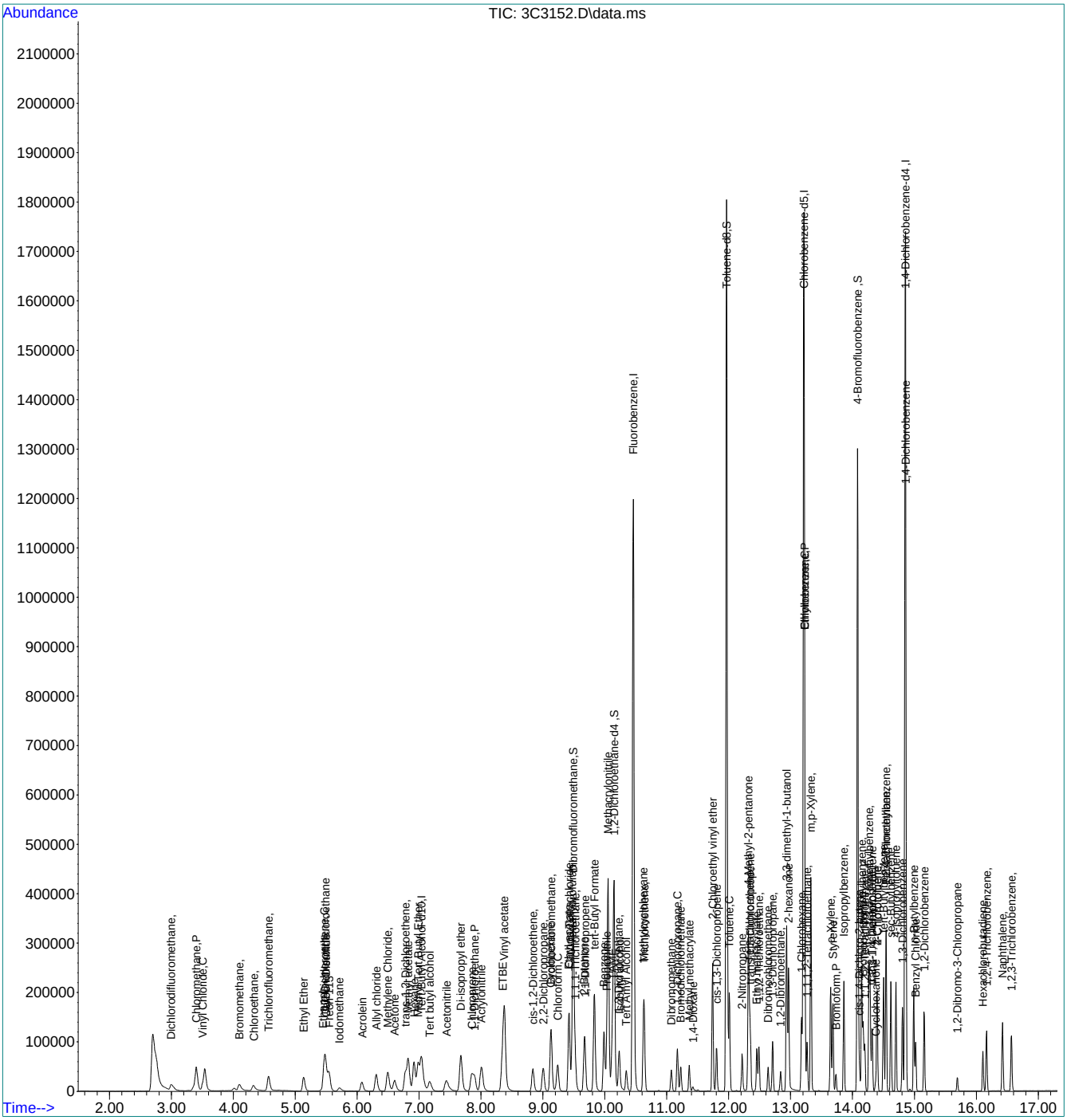

Quantitation Report (QT Reviewed)

Data Path : C:\msdchem\1\data\2018-12-14\
Data File : 3C3153.D
Acq On : 14 Dec 2018 2:05 pm
Operator : seanp
Sample : IC0121-3
Misc : MS42099,V3C121,,,,,
ALS Vial : 53 Sample Multiplier: 1

Quant Time: Dec 14 17:44:55 2018
Quant Method : C:\msdchem\1\methods\2018-12-14APP9-3C_AQ.m
Quant Title : SW-846 Method 5035A/8260B
QLast Update : Fri Dec 14 17:43:58 2018
Response via : Initial Calibration

Compound	R.T.	QIon	Response	Conc	Units	Dev(Min)
Internal Standards						
1) Fluorobenzene	10.461	96	1052724	50.00	ug/L	0.00
55) Chlorobenzene-d5	13.216	117	739023	50.00	ug/L	0.00
77) 1,4-Dichlorobenzene-d4	14.856	152	351057	50.00	ug/L	0.00
104) Tert Butyl Alcohol-d10	7.041	65	129815	250.00	ug/L	-0.02
System Monitoring Compounds						
35) Dibromofluoromethane	9.485	113	242252	49.65	ug/L	0.00
Spiked Amount 50.000	Range 83 - 118		Recovery = 99.30%			
45) 1,2-Dichloroethane-d4	10.150	65	301599	49.56	ug/L	0.00
Spiked Amount 50.000	Range 79 - 125		Recovery = 99.12%			
56) Toluene-d8	11.967	98	1008386	50.06	ug/L	0.00
Spiked Amount 50.000	Range 85 - 112		Recovery = 100.12%			
78) 4-Bromofluorobenzene	14.082	174	273423	49.84	ug/L	0.00
Spiked Amount 50.000	Range 83 - 118		Recovery = 99.68%			
Target Compounds						Qvalue
2) Dichlorodifluoromethane	2.999	85	62355	10.05	ug/L	100
3) Chloromethane	3.383	50	92595	9.85	ug/L	95
4) Vinyl Chloride	3.511	62	71091	9.72	ug/L	97
5) Bromomethane	4.096	94	35255	9.81	ug/L	99
6) Chloroethane	4.328	64	39578	12.69	ug/L	94
7) Trichlorofluoromethane	4.566	101	83023	10.51	ug/L	95
8) Ethyl Ether	5.133	59	54629	10.03	ug/L	89
9) 1,2-Dichlorotrifluoroe...	5.480	67	62456	9.98	ug/L	98
10) 1,1-Dichloroethene	5.462	61	78617	9.71	ug/L	92
11) Freon 113	5.547	101	49594	9.84	ug/L	95
12) Carbon Disulfide	5.498	76	128944	9.64	ug/L	89
13) Iodomethane	5.718	142	38556	7.73	ug/L	100
14) Allyl chloride	6.309	41	87481	8.88	ug/L	87
15) Methylene Chloride	6.492	49	89089	10.03	ug/L	92
16) Acetone	6.608	43	102083	47.02	ug/L	99
17) Methyl acetate	6.821	43	268364	47.85	ug/L	71
18) trans-1,2-Dichloroethene	6.772	61	78024	9.80	ug/L	97
19) Hexane	6.919	56	49798	8.32	ug/L #	88
20) Methyl Tert Butyl Ether	6.986	73	161744	9.76	ug/L	97
21) Acetonitrile	7.443	41	101425	95.10	ug/L	97
22) Di-isopropyl ether	7.675	45	210753	9.76	ug/L	91
23) Chloroprene	7.851	53	77773	8.50	ug/L	88
24) 1,1-Dichloroethane	7.894	63	103465	10.12	ug/L	96
25) Acrylonitrile	8.004	53	140395	48.49	ug/L	96
26) ETBE	8.345	59	197241	9.88	ug/L	99
27) Vinyl acetate	8.376	43	730834	49.48	ug/L	95
28) cis-1,2-Dichloroethene	8.839	96	55184	9.82	ug/L	89
29) 2,2-Dichloropropane	9.004	77	77712	9.68	ug/L	95
30) Bromochloromethane	9.132	128	26508	10.19	ug/L #	70
31) Cyclohexane	9.126	56	108909	9.70	ug/L	97
32) Chloroform	9.241	83	93382	9.93	ug/L	96
33) Ethyl acetate	9.418	43	347580	47.73	ug/L	98
34) Tetrahydrofuran	9.467	42	25588	9.34	ug/L	85
36) Carbon Tetrachloride	9.424	117	64827	8.87	ug/L	95
37) 1,1,1-Trichloroethane	9.522	97	86312	9.78	ug/L	95
38) 2-Butanone	9.662	43	168877	47.51	ug/L	97
39) 1,1-Dichloropropene	9.680	75	74197	9.73	ug/L	90
40) tert-Butyl Formate	9.833	59	194734	40.11	ug/L	92
41) Propionitrile	10.034	54	108430	97.11	ug/L	86
42) Methacrylonitrile	10.052	41	454201	98.48	ug/L	98
43) Benzene	9.985	78	224137	9.85	ug/L	89

Quantitation Report (QT Reviewed)

Data Path : C:\msdchem\1\data\2018-12-14\
Data File : 3C3153.D
Acq On : 14 Dec 2018 2:05 pm
Operator : seanp
Sample : IC0121-3
Misc : MS42099,V3C121,,,,,
ALS Vial : 53 Sample Multiplier: 1

Quant Time: Dec 14 17:44:55 2018
Quant Method : C:\msdchem\1\methods\2018-12-14APP9-3C_AQ.m
Quant Title : SW-846 Method 5035A/8260B
QLast Update : Fri Dec 14 17:43:58 2018
Response via : Initial Calibration

	Compound	R.T.	QIon	Response	Conc	Units		Dev(Min)
44)	TAME	10.119	73	161455	9.74	ug/L		92
46)	1,2-Dichloroethane	10.229	62	79330	9.84	ug/L		96
47)	Trichloroethene	10.638	95	54588	9.79	ug/L		92
48)	Methylcyclohexane	10.625	83	95562	9.66	ug/L		93
49)	Dibromomethane	11.076	93	32268	9.88	ug/L		97
50)	1,2-Dichloropropane	11.174	63	60419	9.99	ug/L		87
51)	Bromodichloromethane	11.223	83	64779	9.73	ug/L		98
52)	Methyl methacrylate	11.363	41	54221	8.27	ug/L		93
53)	2-Chloroethyl vinyl ether	11.741	63	172203	52.61	ug/L		97
54)	cis-1,3-Dichloropropene	11.808	75	90648	9.83	ug/L		84
57)	Toluene	12.009	91	233074	9.94	ug/L		96
58)	2-Nitropropane	12.216	41	80543	40.21	ug/L		80
59)	4-Methyl-2-pentanone	12.320	43	341781	49.13	ug/L		97
60)	trans-1,3-Dichloropropene	12.351	75	79646	9.72	ug/L		92
61)	Tetrachloroethene	12.338	166	52869	9.79	ug/L		97
62)	Ethyl methacrylate	12.454	69	72275	8.81	ug/L		88
63)	1,1,2-Trichloroethane	12.485	83	42304	9.99	ug/L		93
64)	Dibromochloromethane	12.637	129	47938	8.86	ug/L		100
65)	1,3-Dichloropropane	12.710	76	91052	9.82	ug/L		92
66)	1,2-Dibromoethane	12.838	107	48262	9.58	ug/L		97
67)	2-hexanone	12.966	43	304532	49.88	ug/L		94
68)	1-Chlorohexane	13.180	91	74789	9.76	ug/L		88
69)	Ethylbenzene	13.228	91	265732	9.97	ug/L		97
70)	Chlorobenzene	13.228	112	145715	10.03	ug/L		86
71)	1,1,1,2-Tetrachloroethane	13.265	131	46987	9.63	ug/L		95
72)	m,p-Xylene	13.326	91	414437	20.51	ug/L	#	67
73)	o-Xylene	13.649	91	206805	10.02	ug/L		96
74)	Styrene	13.686	104	156744	10.06	ug/L		98
75)	Bromoform	13.734	173	29276	8.20	ug/L		98
76)	Isopropylbenzene	13.863	105	237776	10.04	ug/L		97
79)	cis-1,4-Dichloro-2-butene	14.112	53	22619	7.91	ug/L	#	79
80)	n-Propylbenzene	14.149	91	305590	10.15	ug/L		86
81)	Bromobenzene	14.173	156	58984	10.06	ug/L		100
82)	1,1,2,2-Tetrachloroethane	14.198	83	64774	9.78	ug/L		98
83)	1,3,5-Trimethylbenzene	14.265	105	203875	10.11	ug/L		83
84)	2-Chlorotoluene	14.399	91	185858	10.07	ug/L		91
85)	trans-1,4-Dichloro-2-B...	14.320	53	22989	9.43	ug/L	#	26
86)	1,2,3-Trichloropropane	14.314	110	21105	9.86	ug/L		92
87)	Cyclohexanone	14.375	55	10927	39.67	ug/L		92
88)	4-Chlorotoluene	14.399	91	185858	10.07	ug/L		93
89)	tert-Butylbenzene	14.503	91	119498	9.93	ug/L		97
90)	1,2,4-Trimethylbenzene	14.539	105	211879	10.15	ug/L		90
91)	Pentachloroethane	14.545	167	29825	8.69	ug/L	#	62
92)	sec-Butylbenzene	14.618	105	249649	9.94	ug/L		99
93)	4-Isopropyltoluene	14.704	119	206159	9.94	ug/L		97
94)	1,3-Dichlorobenzene	14.807	146	110722	10.06	ug/L		93
95)	1,4-Dichlorobenzene	14.862	146	112026	9.89	ug/L		95
96)	n-Butylbenzene	14.990	92	111199	8.70	ug/L		98
97)	Benzyl Chloride	15.021	126	24127	7.85	ug/L	#	45
98)	1,2-Dichlorobenzene	15.161	146	106365	9.97	ug/L		98
99)	1,2-Dibromo-3-Chloropr...	15.691	75	11792	8.89	ug/L	#	84
100)	Hexachlorobutadiene	16.106	225	26244	8.35	ug/L		84
101)	1,2,4-Trichlorobenzene	16.167	180	67289	9.52	ug/L		96
102)	Naphthalene	16.423	128	199716	9.37	ug/L		56
103)	1,2,3-Trichlorobenzene	16.569	180	63912	9.39	ug/L		98
105)	Ethanol	5.431	45	16488	183.29	ug/L		91
106)	Acrolein	6.077	56	55404	51.43	ug/L		89
107)	Tert butyl alcohol	7.175	59	74314	101.31	ug/L	#	68

Quantitation Report (QT Reviewed)

Data Path : C:\msdchem\1\data\2018-12-14\
Data File : 3C3153.D
Acq On : 14 Dec 2018 2:05 pm
Operator : seanp
Sample : IC0121-3
Misc : MS42099,V3C121,,,,,
ALS Vial : 53 Sample Multiplier: 1

Quant Time: Dec 14 17:44:55 2018
Quant Method : C:\msdchem\1\methods\2018-12-14APP9-3C_AQ.m
Quant Title : SW-846 Method 5035A/8260B
QLast Update : Fri Dec 14 17:43:58 2018
Response via : Initial Calibration

Compound	R.T.	QIon	Response	Conc	Units		Dev(Min)
108) Isobutyl alcohol	10.235	42	35094	202.14	ug/L	#	57
109) Tert Amyl Alcohol	10.345	59	50603	98.33	ug/L		80
110) 1,4-Dioxane	11.418	88	13019	181.79	ug/L	#	71
111) 3,3-dimethyl-1-butanol	12.936	57	322930	436.53	ug/L		97

(#) = qualifier out of range (m) = manual integration (+) = signals summed

Quantitation Report (QT Reviewed)

Data Path : C:\msdchem\1\data\2018-12-14\
Data File : 3C3153.D
Acq On : 14 Dec 2018 2:05 pm
Operator : seanp
Sample : IC0121-3
Misc : MS42099,V3C121,,,,,
ALS Vial : 53 Sample Multiplier: 1

Quant Time: Dec 14 17:44:55 2018
Quant Method : C:\msdchem\1\methods\2018-12-14APP9-3C_AQ.m
Quant Title : SW-846 Method 5035A/8260B
QLast Update : Fri Dec 14 17:43:58 2018
Response via : Initial Calibration

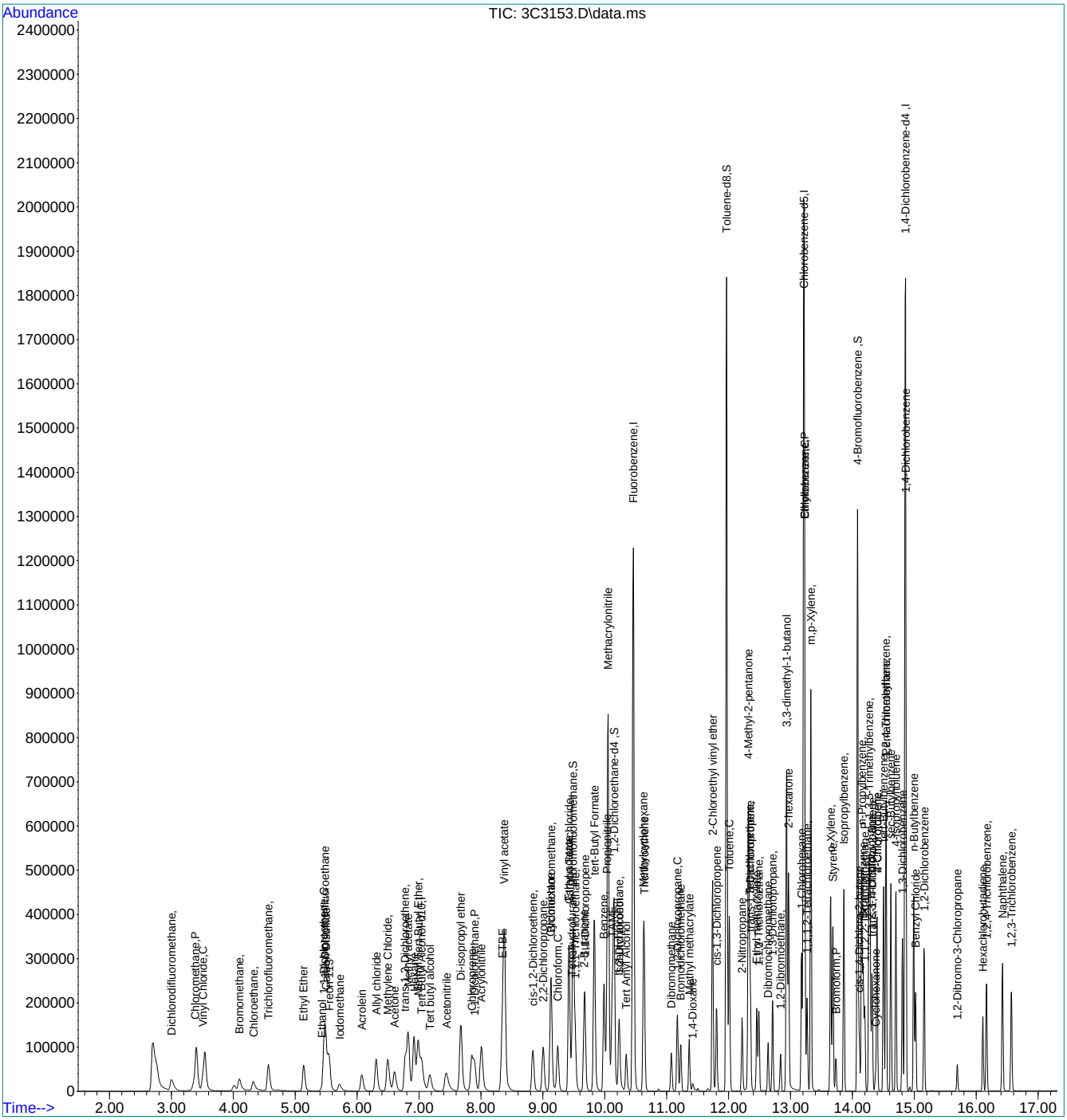

Quantitation Report (QT Reviewed)

Data Path : C:\msdchem\1\data\2018-12-14\
Data File : 3C3154.D
Acq On : 14 Dec 2018 2:33 pm
Operator : seanp
Sample : IC0121-4
Misc : MS42099,V3C121,,,,,
ALS Vial : 54 Sample Multiplier: 1

Quant Time: Dec 14 17:45:08 2018
Quant Method : C:\msdchem\1\methods\2018-12-14APP9-3C_AQ.m
Quant Title : SW-846 Method 5035A/8260B
QLast Update : Fri Dec 14 17:43:58 2018
Response via : Initial Calibration

Compound	R.T.	QIon	Response	Conc	Units	Dev(Min)
Internal Standards						
1) Fluorobenzene	10.461	96	1042204	50.00	ug/L	0.00
55) Chlorobenzene-d5	13.216	117	731132	50.00	ug/L	0.00
77) 1,4-Dichlorobenzene-d4	14.856	152	352087	50.00	ug/L	0.00
104) Tert Butyl Alcohol-d10	7.047	65	141607	250.00	ug/L	-0.01
System Monitoring Compounds						
35) Dibromofluoromethane	9.485	113	241571	50.01	ug/L	0.00
Spiked Amount 50.000	Range 83 - 118		Recovery = 100.02%			
45) 1,2-Dichloroethane-d4	10.150	65	297311	49.35	ug/L	0.00
Spiked Amount 50.000	Range 79 - 125		Recovery = 98.70%			
56) Toluene-d8	11.967	98	997102	50.03	ug/L	0.00
Spiked Amount 50.000	Range 85 - 112		Recovery = 100.06%			
78) 4-Bromofluorobenzene	14.082	174	274021	49.80	ug/L	0.00
Spiked Amount 50.000	Range 83 - 118		Recovery = 99.60%			
Target Compounds						Qvalue
2) Dichlorodifluoromethane	2.999	85	163579	26.62	ug/L	99
3) Chloromethane	3.389	50	239483	25.73	ug/L	95
4) Vinyl Chloride	3.511	62	190944	26.37	ug/L	99
5) Bromomethane	4.090	94	87381	24.55	ug/L	88
6) Chloroethane	4.316	64	79864	26.70	ug/L	97
7) Trichlorofluoromethane	4.559	101	216130	27.64	ug/L	97
8) Ethyl Ether	5.139	59	137208	25.44	ug/L	92
9) 1,2-Dichlorotrifluoroe...	5.480	67	162483	26.21	ug/L	96
10) 1,1-Dichloroethene	5.462	61	211392	26.38	ug/L	94
11) Freon 113	5.541	101	131203	26.30	ug/L	97
12) Carbon Disulfide	5.498	76	347210	26.23	ug/L	90
13) Iodomethane	5.712	142	111679	22.45	ug/L	92
14) Allyl chloride	6.303	41	234985	24.14	ug/L	89
15) Methylene Chloride	6.492	49	212362	24.42	ug/L	90
16) Acetone	6.608	43	264226	122.94	ug/L	99
17) Methyl acetate	6.821	43	689101	124.10	ug/L	72
18) trans-1,2-Dichloroethene	6.779	61	203568	25.83	ug/L	96
19) Hexane	6.919	56	138515	23.97	ug/L #	88
20) Methyl Tert Butyl Ether	6.986	73	417407	25.45	ug/L	97
21) Acetonitrile	7.437	41	254615	241.14	ug/L	99
22) Di-isopropyl ether	7.675	45	554281	25.93	ug/L	91
23) Chloroprene	7.845	53	219973	24.30	ug/L	89
24) 1,1-Dichloroethane	7.894	63	258942	25.59	ug/L	97
25) Acrylonitrile	8.004	53	362801	126.58	ug/L	95
26) ETBE	8.345	59	513932	26.01	ug/L	99
27) Vinyl acetate	8.376	43	1963308	134.28	ug/L	96
28) cis-1,2-Dichloroethene	8.839	96	141622	25.46	ug/L	92
29) 2,2-Dichloropropane	9.004	77	208109	26.19	ug/L	94
30) Bromochloromethane	9.132	128	66035	25.63	ug/L #	73
31) Cyclohexane	9.132	56	297862	26.79	ug/L	98
32) Chloroform	9.242	83	237166	25.47	ug/L	97
33) Ethyl acetate	9.418	43	918756	127.42	ug/L	99
34) Tetrahydrofuran	9.467	42	66116	24.38	ug/L	86
36) Carbon Tetrachloride	9.424	117	176072	24.35	ug/L	99
37) 1,1,1-Trichloroethane	9.522	97	225985	25.86	ug/L	96
38) 2-Butanone	9.662	43	443442	126.01	ug/L	98
39) 1,1-Dichloropropene	9.680	75	198946	26.34	ug/L	90
40) tert-Butyl Formate	9.827	59	563917	114.64	ug/L	95
41) Propionitrile	10.034	54	276795	250.39	ug/L	87
42) Methacrylonitrile	10.052	41	1167791	255.75	ug/L	98
43) Benzene	9.985	78	574939	25.51	ug/L	89

Quantitation Report (QT Reviewed)

Data Path : C:\msdchem\1\data\2018-12-14\
Data File : 3C3154.D
Acq On : 14 Dec 2018 2:33 pm
Operator : seanp
Sample : IC0121-4
Misc : MS42099,V3C121,,,,,
ALS Vial : 54 Sample Multiplier: 1

Quant Time: Dec 14 17:45:08 2018
Quant Method : C:\msdchem\1\methods\2018-12-14APP9-3C_AQ.m
Quant Title : SW-846 Method 5035A/8260B
QLast Update : Fri Dec 14 17:43:58 2018
Response via : Initial Calibration

	Compound	R.T.	QIon	Response	Conc	Units		Dev(Min)
44)	TAME	10.119	73	418802	25.51	ug/L		94
46)	1,2-Dichloroethane	10.229	62	199904	25.05	ug/L		95
47)	Trichloroethene	10.638	95	143450	25.98	ug/L		92
48)	Methylcyclohexane	10.625	83	261042	26.66	ug/L		94
49)	Dibromomethane	11.070	93	82095	25.39	ug/L		94
50)	1,2-Dichloropropane	11.174	63	151822	25.36	ug/L		87
51)	Bromodichloromethane	11.223	83	167906	25.48	ug/L		97
52)	Methyl methacrylate	11.363	41	151956	23.37	ug/L		93
53)	2-Chloroethyl vinyl ether	11.741	63	424117	130.89	ug/L		96
54)	cis-1,3-Dichloropropene	11.802	75	238905	26.18	ug/L		83
57)	Toluene	12.009	91	593373	25.59	ug/L		97
58)	2-Nitropropane	12.217	41	229230	115.34	ug/L		77
59)	4-Methyl-2-pentanone	12.320	43	894505	129.98	ug/L		97
60)	trans-1,3-Dichloropropene	12.351	75	210451	25.97	ug/L		94
61)	Tetrachloroethene	12.338	166	137767	25.78	ug/L		99
62)	Ethyl methacrylate	12.454	69	193654	23.84	ug/L		90
63)	1,1,2-Trichloroethane	12.491	83	105728	25.23	ug/L		87
64)	Dibromochloromethane	12.637	129	128562	23.80	ug/L		97
65)	1,3-Dichloropropane	12.710	76	230486	25.12	ug/L		92
66)	1,2-Dibromoethane	12.838	107	128654	25.81	ug/L		98
67)	2-hexanone	12.966	43	645907	106.95	ug/L		94
68)	1-Chlorohexane	13.180	91	201128	26.52	ug/L		91
69)	Ethylbenzene	13.229	91	679683	25.78	ug/L		96
70)	Chlorobenzene	13.229	112	365069	25.39	ug/L		87
71)	1,1,1,2-Tetrachloroethane	13.265	131	125655	26.02	ug/L		91
72)	m,p-Xylene	13.326	91	1054493	52.75	ug/L	#	68
73)	o-Xylene	13.649	91	533267	26.10	ug/L		95
74)	Styrene	13.686	104	409747	26.59	ug/L		97
75)	Bromoform	13.735	173	83995	23.40	ug/L		99
76)	Isopropylbenzene	13.863	105	624267	26.66	ug/L		96
79)	cis-1,4-Dichloro-2-butene	14.113	53	66476	23.19	ug/L	#	74
80)	n-Propylbenzene	14.149	91	802863	26.60	ug/L		85
81)	Bromobenzene	14.173	156	149622	25.43	ug/L		99
82)	1,1,2,2-Tetrachloroethane	14.198	83	168743	25.39	ug/L		96
83)	1,3,5-Trimethylbenzene	14.265	105	536283	26.51	ug/L		82
84)	2-Chlorotoluene	14.399	91	481309	26.01	ug/L		91
85)	trans-1,4-Dichloro-2-B...	14.320	53	62161	25.42	ug/L	#	24
86)	1,2,3-Trichloropropane	14.314	110	54156	25.22	ug/L		90
87)	Cyclohexanone	14.375	55	31113	113.21	ug/L		95
88)	4-Chlorotoluene	14.399	91	481309	26.01	ug/L		93
89)	tert-Butylbenzene	14.503	91	318992	26.43	ug/L		99
90)	1,2,4-Trimethylbenzene	14.545	105	552969	26.42	ug/L		90
91)	Pentachloroethane	14.545	167	81324	23.76	ug/L	#	64
92)	sec-Butylbenzene	14.618	105	673316	26.72	ug/L		99
93)	4-Isopropyltoluene	14.704	119	559618	26.90	ug/L		96
94)	1,3-Dichlorobenzene	14.807	146	278187	25.21	ug/L		94
95)	1,4-Dichlorobenzene	14.862	146	284225	25.02	ug/L		96
96)	n-Butylbenzene	14.990	92	307713	24.09	ug/L		96
97)	Benzyl Chloride	15.021	126	71748	23.15	ug/L	#	41
98)	1,2-Dichlorobenzene	15.155	146	272162	25.44	ug/L		94
99)	1,2-Dibromo-3-Chloropr...	15.691	75	33668	25.32	ug/L		84
100)	Hexachlorobutadiene	16.106	225	74583	23.80	ug/L		84
101)	1,2,4-Trichlorobenzene	16.167	180	180906	25.51	ug/L		99
102)	Naphthalene	16.423	128	558144	26.12	ug/L		56
103)	1,2,3-Trichlorobenzene	16.569	180	175340	25.68	ug/L		97
105)	Ethanol	5.443	45	45896	481.96	ug/L		90
106)	Acrolein	6.077	56	151945	129.31	ug/L		94
107)	Tert butyl alcohol	7.175	59	196829	246.00	ug/L	#	69

Quantitation Report (QT Reviewed)

Data Path : C:\msdchem\1\data\2018-12-14\
Data File : 3C3154.D
Acq On : 14 Dec 2018 2:33 pm
Operator : seanp
Sample : IC0121-4
Misc : MS42099,V3C121,,,,,
ALS Vial : 54 Sample Multiplier: 1

Quant Time: Dec 14 17:45:08 2018
Quant Method : C:\msdchem\1\methods\2018-12-14APP9-3C_AQ.m
Quant Title : SW-846 Method 5035A/8260B
QLast Update : Fri Dec 14 17:43:58 2018
Response via : Initial Calibration

Compound	R.T.	QIon	Response	Conc	Units		Dev(Min)
108) Isobutyl alcohol	10.235	42	100509	530.71	ug/L	#	58
109) Tert Amyl Alcohol	10.345	59	145513	259.21	ug/L		76
110) 1,4-Dioxane	11.418	88	36700	480.00	ug/L		77
111) 3,3-dimethyl-1-butanol	12.936	57	932474	1178.87	ug/L		98

(#) = qualifier out of range (m) = manual integration (+) = signals summed

Quantitation Report (QT Reviewed)

Data Path : C:\msdchem\1\data\2018-12-14\
Data File : 3C3154.D
Acq On : 14 Dec 2018 2:33 pm
Operator : seanp
Sample : IC0121-4
Misc : MS42099,V3C121,,,,,
ALS Vial : 54 Sample Multiplier: 1

Quant Time: Dec 14 17:45:08 2018
Quant Method : C:\msdchem\1\methods\2018-12-14APP9-3C_AQ.m
Quant Title : SW-846 Method 5035A/8260B
QLast Update : Fri Dec 14 17:43:58 2018
Response via : Initial Calibration

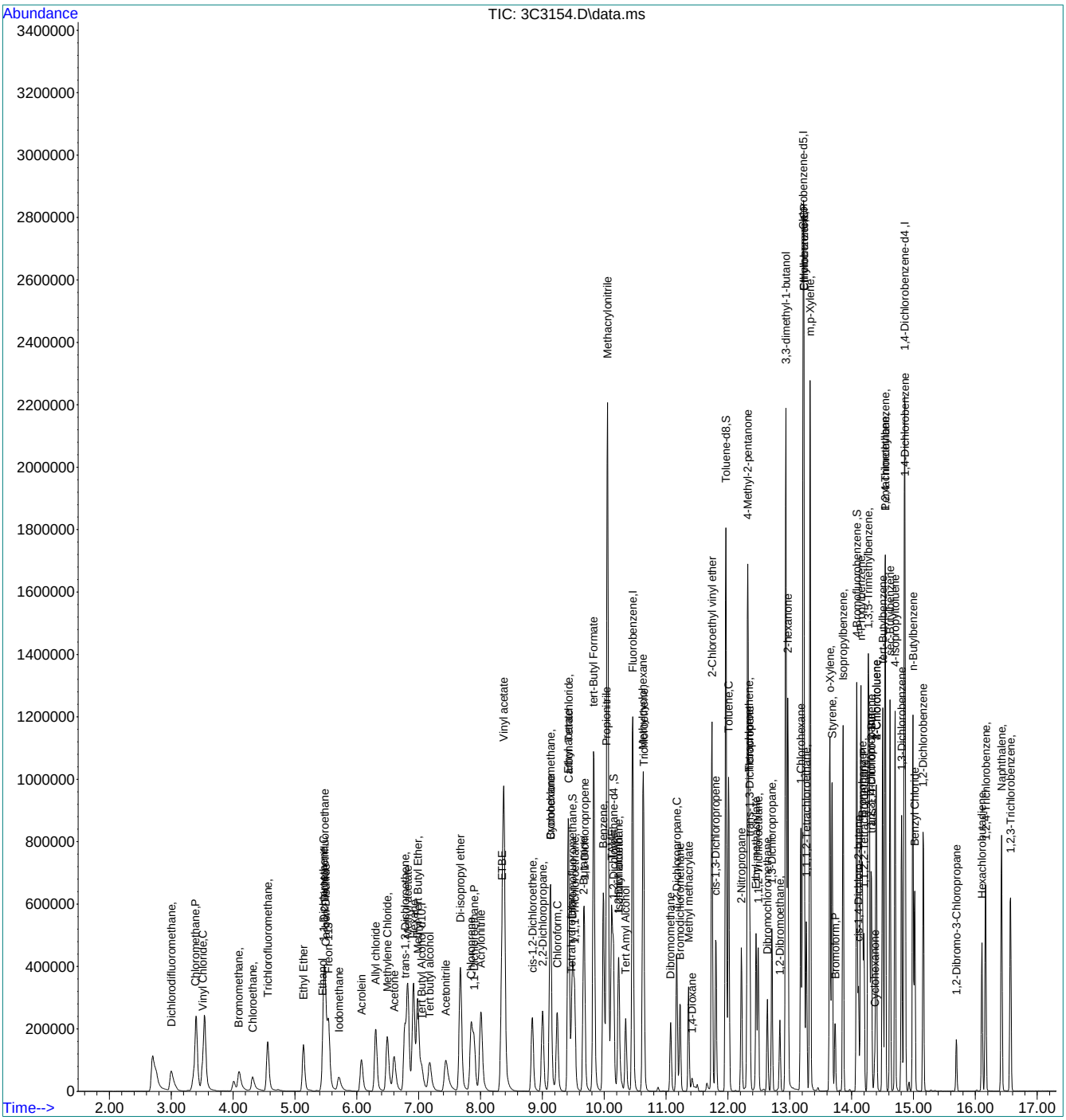

Quantitation Report (QT Reviewed)

Data Path : C:\msdchem\1\data\2018-12-14\
Data File : 3C3155.D
Acq On : 14 Dec 2018 3:01 pm
Operator : seanp
Sample : ICC0121-5
Misc : MS42099,V3C121,,,,,
ALS Vial : 55 Sample Multiplier: 1

Quant Time: Dec 14 17:45:17 2018
Quant Method : C:\msdchem\1\methods\2018-12-14APP9-3C_AQ.m
Quant Title : SW-846 Method 5035A/8260B
QLast Update : Fri Dec 14 17:43:58 2018
Response via : Initial Calibration

Compound	R.T.	QIon	Response	Conc	Units	Dev(Min)
Internal Standards						
1) Fluorobenzene	10.461	96	1041788	50.00	ug/L	0.00
55) Chlorobenzene-d5	13.216	117	731250	50.00	ug/L	0.00
77) 1,4-Dichlorobenzene-d4	14.856	152	353338	50.00	ug/L	0.00
104) Tert Butyl Alcohol-d10	7.059	65	148682	250.00	ug/L	0.00
System Monitoring Compounds						
35) Dibromofluoromethane	9.485	113	244498	50.64	ug/L	0.00
Spiked Amount 50.000	Range 83 - 118		Recovery = 101.28%			
45) 1,2-Dichloroethane-d4	10.150	65	303860	50.46	ug/L	0.00
Spiked Amount 50.000	Range 79 - 125		Recovery = 100.92%			
56) Toluene-d8	11.966	98	993631	49.85	ug/L	0.00
Spiked Amount 50.000	Range 85 - 112		Recovery = 99.70%			
78) 4-Bromofluorobenzene	14.082	174	276239	50.03	ug/L	0.00
Spiked Amount 50.000	Range 83 - 118		Recovery = 100.06%			
Target Compounds						Qvalue
2) Dichlorodifluoromethane	2.999	85	258150	42.03	ug/L	95
3) Chloromethane	3.389	50	378832	40.71	ug/L	98
4) Vinyl Chloride	3.511	62	304326	42.05	ug/L	96
5) Bromomethane	4.096	94	140607	39.52	ug/L	97
6) Chloroethane	4.309	64	112367	38.63	ug/L	97
7) Trichlorofluoromethane	4.553	101	337142	43.13	ug/L	99
8) Ethyl Ether	5.139	59	225295	41.79	ug/L	92
9) 1,2-Dichlorotrifluoroe...	5.480	67	255038	41.16	ug/L	97
10) 1,1-Dichloroethene	5.456	61	336265	41.98	ug/L	96
11) Freon 113	5.535	101	208835	41.89	ug/L	95
12) Carbon Disulfide	5.492	76	564992	42.70	ug/L	88
13) Iodomethane	5.712	142	206208	41.07	ug/L	97
14) Allyl chloride	6.303	41	386269	39.76	ug/L	89
15) Methylene Chloride	6.492	49	339569	39.52	ug/L	90
16) Acetone	6.608	43	438275	204.00	ug/L	99
17) Methyl acetate	6.821	43	1143354	205.99	ug/L	72
18) trans-1,2-Dichloroethene	6.772	61	331094	42.02	ug/L	94
19) Hexane	6.913	56	220641	39.18	ug/L #	88
20) Methyl Tert Butyl Ether	6.986	73	697495	42.54	ug/L	98
21) Acetonitrile	7.443	41	421423	399.27	ug/L	97
22) Di-isopropyl ether	7.675	45	919873	43.05	ug/L	93
23) Chloroprene	7.845	53	357820	39.55	ug/L	88
24) 1,1-Dichloroethane	7.894	63	417468	41.27	ug/L	97
25) Acrylonitrile	8.004	53	601106	209.80	ug/L	94
26) ETBE	8.345	59	849990	43.03	ug/L	99
27) Vinyl acetate	8.376	43	3256269	222.79	ug/L	96
28) cis-1,2-Dichloroethene	8.839	96	228877	41.17	ug/L	91
29) 2,2-Dichloropropane	9.004	77	338893	42.66	ug/L	94
30) Bromochloromethane	9.132	128	106998	41.55	ug/L #	70
31) Cyclohexane	9.126	56	478165	43.03	ug/L	99
32) Chloroform	9.241	83	378276	40.64	ug/L	97
33) Ethyl acetate	9.418	43	1539058	213.54	ug/L	98
34) Tetrahydrofuran	9.467	42	110190	40.64	ug/L	86
36) Carbon Tetrachloride	9.424	117	284138	39.34	ug/L	98
37) 1,1,1-Trichloroethane	9.516	97	365310	41.82	ug/L	95
38) 2-Butanone	9.662	43	742428	211.05	ug/L	99
39) 1,1-Dichloropropene	9.680	75	321164	42.54	ug/L	90
40) tert-Butyl Formate	9.827	59	1015503	201.20	ug/L	98
41) Propionitrile	10.034	54	457864	414.36	ug/L	81
42) Methacrylonitrile	10.052	41	1896951	415.61	ug/L	98
43) Benzene	9.985	78	930371	41.30	ug/L	89

Quantitation Report (QT Reviewed)

Data Path : C:\msdchem\1\data\2018-12-14\
Data File : 3C3155.D
Acq On : 14 Dec 2018 3:01 pm
Operator : seanp
Sample : ICC0121-5
Misc : MS42099,V3C121,,,,,
ALS Vial : 55 Sample Multiplier: 1

Quant Time: Dec 14 17:45:17 2018
Quant Method : C:\msdchem\1\methods\2018-12-14APP9-3C_AQ.m
Quant Title : SW-846 Method 5035A/8260B
QLast Update : Fri Dec 14 17:43:58 2018
Response via : Initial Calibration

	Compound	R.T.	QIon	Response	Conc	Units		Dev(Min)
44)	TAME	10.119	73	697271	42.49	ug/L		94
46)	1,2-Dichloroethane	10.229	62	322852	40.47	ug/L		95
47)	Trichloroethene	10.637	95	229789	41.64	ug/L		93
48)	Methylcyclohexane	10.625	83	416699	42.58	ug/L		94
49)	Dibromomethane	11.070	93	134132	41.51	ug/L		94
50)	1,2-Dichloropropane	11.174	63	249988	41.77	ug/L		87
51)	Bromodichloromethane	11.223	83	281470	42.73	ug/L		98
52)	Methyl methacrylate	11.363	41	257607	39.55	ug/L		93
53)	2-Chloroethyl vinyl ether	11.741	63	651961	201.28	ug/L		96
54)	cis-1,3-Dichloropropene	11.802	75	395872	43.40	ug/L		84
57)	Toluene	12.009	91	953710	41.13	ug/L		99
58)	2-Nitropropane	12.216	41	394064	197.63	ug/L		75
59)	4-Methyl-2-pentanone	12.320	43	1472348	213.91	ug/L		97
60)	trans-1,3-Dichloropropene	12.351	75	350077	43.20	ug/L		96
61)	Tetrachloroethene	12.338	166	222124	41.57	ug/L		99
62)	Ethyl methacrylate	12.454	69	321877	39.57	ug/L		90
63)	1,1,2-Trichloroethane	12.491	83	172736	41.21	ug/L		88
64)	Dibromochloromethane	12.637	129	216355	39.67	ug/L		98
65)	1,3-Dichloropropane	12.710	76	381518	41.57	ug/L		93
66)	1,2-Dibromoethane	12.838	107	211506	42.42	ug/L		97
67)	2-hexanone	12.966	43	1336669	221.28	ug/L		95
68)	1-Chlorohexane	13.180	91	324137	42.73	ug/L		89
69)	Ethylbenzene	13.228	91	1084443	41.12	ug/L		96
70)	Chlorobenzene	13.228	112	588765	40.94	ug/L		86
71)	1,1,1,2-Tetrachloroethane	13.265	131	205707	42.59	ug/L		92
72)	m,p-Xylene	13.326	91	1685390	84.29	ug/L	#	68
73)	o-Xylene	13.649	91	865971	42.38	ug/L		95
74)	Styrene	13.686	104	672460	43.64	ug/L		97
75)	Bromoform	13.734	173	146141	40.01	ug/L		99
76)	Isopropylbenzene	13.862	105	1000511	42.72	ug/L		96
79)	cis-1,4-Dichloro-2-butene	14.112	53	114953	40.01	ug/L	#	74
80)	n-Propylbenzene	14.149	91	1283420	42.37	ug/L		86
81)	Bromobenzene	14.173	156	241571	40.92	ug/L		100
82)	1,1,2,2-Tetrachloroethane	14.198	83	281429	42.20	ug/L		97
83)	1,3,5-Trimethylbenzene	14.265	105	864063	42.56	ug/L		84
84)	2-Chlorotoluene	14.399	91	774625	41.72	ug/L		91
85)	trans-1,4-Dichloro-2-B...	14.320	53	107939	43.99	ug/L	#	25
86)	1,2,3-Trichloropropane	14.314	110	89526	41.54	ug/L		91
87)	Cyclohexanone	14.375	55	54352	198.27	ug/L		94
88)	4-Chlorotoluene	14.399	91	774625	41.72	ug/L		93
89)	tert-Butylbenzene	14.503	91	511956	42.27	ug/L		99
90)	1,2,4-Trimethylbenzene	14.545	105	898305	42.76	ug/L		90
91)	Pentachloroethane	14.545	167	135719	39.79	ug/L	#	66
92)	sec-Butylbenzene	14.618	105	1087416	43.00	ug/L		98
93)	4-Isopropyltoluene	14.704	119	904913	43.35	ug/L		96
94)	1,3-Dichlorobenzene	14.807	146	456024	41.18	ug/L		93
95)	1,4-Dichlorobenzene	14.862	146	463783	40.69	ug/L		95
96)	n-Butylbenzene	14.990	92	504698	39.51	ug/L		96
97)	Benzyl Chloride	15.021	126	124345	39.71	ug/L	#	43
98)	1,2-Dichlorobenzene	15.155	146	441509	41.12	ug/L		94
99)	1,2-Dibromo-3-Chloropr...	15.691	75	58462	43.81	ug/L		87
100)	Hexachlorobutadiene	16.106	225	122849	39.26	ug/L		87
101)	1,2,4-Trichlorobenzene	16.167	180	312464	43.90	ug/L		98
102)	Naphthalene	16.423	128	960533	44.79	ug/L		56
103)	1,2,3-Trichlorobenzene	16.569	180	300959	43.92	ug/L		100
105)	Ethanol	5.449	45	76791	793.20	ug/L		84
106)	Acrolein	6.077	56	254061	205.93	ug/L		93
107)	Tert butyl alcohol	7.187	59	335127	398.91	ug/L	#	68

Quantitation Report (QT Reviewed)

Data Path : C:\msdchem\1\data\2018-12-14\
Data File : 3C3155.D
Acq On : 14 Dec 2018 3:01 pm
Operator : seanp
Sample : ICC0121-5
Misc : MS42099,V3C121,,,,,
ALS Vial : 55 Sample Multiplier: 1

Quant Time: Dec 14 17:45:17 2018
Quant Method : C:\msdchem\1\methods\2018-12-14APP9-3C_AQ.m
Quant Title : SW-846 Method 5035A/8260B
QLast Update : Fri Dec 14 17:43:58 2018
Response via : Initial Calibration

Compound	R.T.	QIon	Response	Conc	Units		Dev(Min)
108) Isobutyl alcohol	10.241	42	175243	881.29	ug/L	#	56
109) Tert Amyl Alcohol	10.351	59	253930	430.81	ug/L		73
110) 1,4-Dioxane	11.424	88	62498	796.93	ug/L		79
111) 3,3-dimethyl-1-butanol	12.936	57	1616751	1990.67	ug/L		98

(#) = qualifier out of range (m) = manual integration (+) = signals summed

7.6.16

7

Quantitation Report (QT Reviewed)

Data Path : C:\msdchem\1\data\2018-12-14\
Data File : 3C3155.D
Acq On : 14 Dec 2018 3:01 pm
Operator : seanp
Sample : ICC0121-5
Misc : MS42099,V3C121,,,,,
ALS Vial : 55 Sample Multiplier: 1

Quant Time: Dec 14 17:45:17 2018
Quant Method : C:\msdchem\1\methods\2018-12-14APP9-3C_AQ.m
Quant Title : SW-846 Method 5035A/8260B
QLast Update : Fri Dec 14 17:43:58 2018
Response via : Initial Calibration

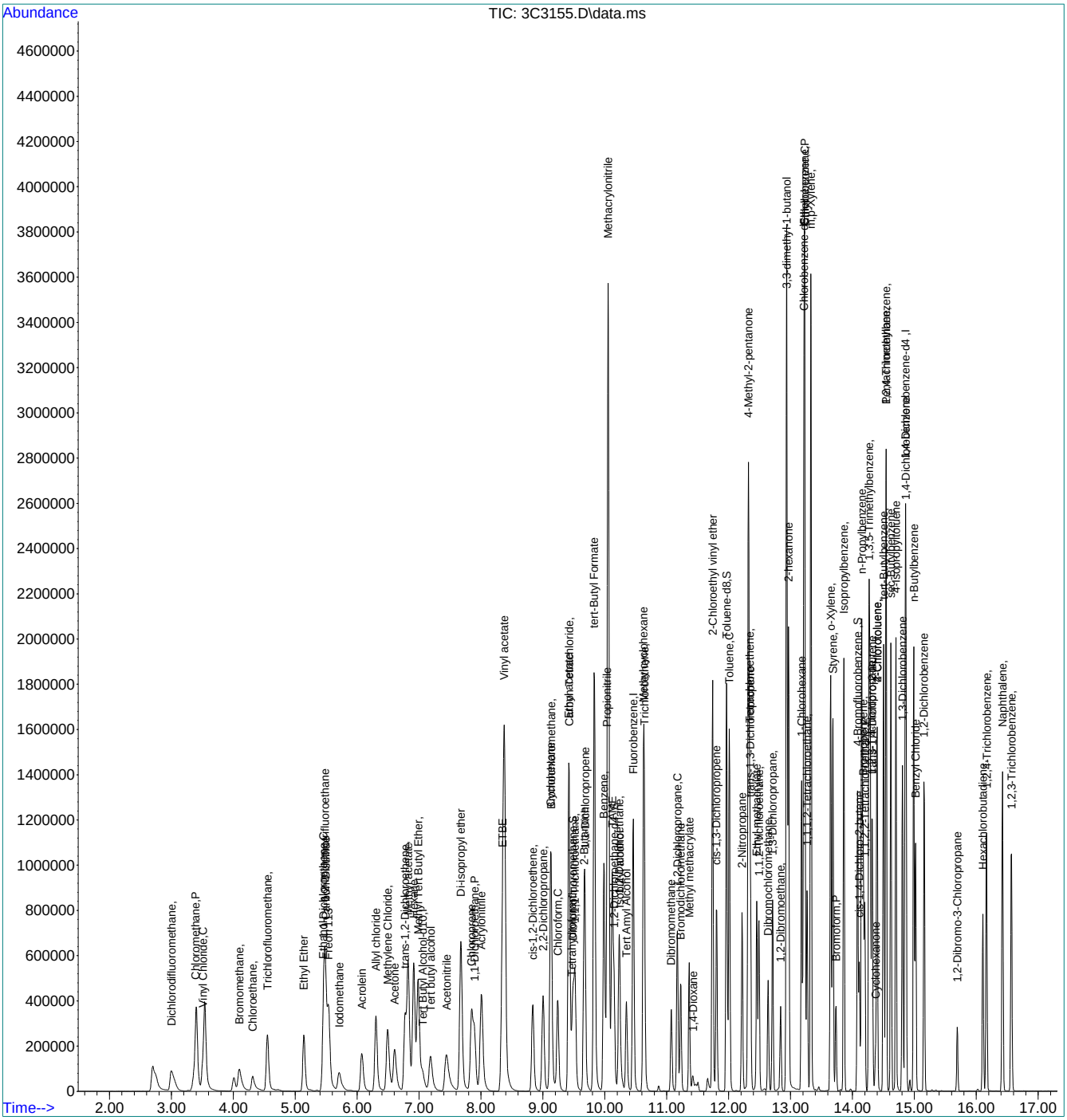

Quantitation Report (QT Reviewed)

Data Path : C:\msdchem\1\data\2018-12-14\
Data File : 3C3156.D
Acq On : 14 Dec 2018 3:29 pm
Operator : seanp
Sample : IC0121-6
Misc : MS42099,V3C121,,,,,
ALS Vial : 56 Sample Multiplier: 1

Quant Time: Dec 14 17:45:24 2018
Quant Method : C:\msdchem\1\methods\2018-12-14APP9-3C_AQ.m
Quant Title : SW-846 Method 5035A/8260B
QLast Update : Fri Dec 14 17:43:58 2018
Response via : Initial Calibration

Compound	R.T.	QIon	Response	Conc	Units	Dev(Min)
Internal Standards						
1) Fluorobenzene	10.461	96	1041363	50.00	ug/L	0.00
55) Chlorobenzene-d5	13.216	117	727608	50.00	ug/L	0.00
77) 1,4-Dichlorobenzene-d4	14.856	152	352051	50.00	ug/L	0.00
104) Tert Butyl Alcohol-d10	7.071	65	157121	250.00	ug/L	0.01
System Monitoring Compounds						
35) Dibromofluoromethane	9.491	113	244511	50.66	ug/L	0.00
Spiked Amount 50.000	Range 83 - 118		Recovery = 101.32%			
45) 1,2-Dichloroethane-d4	10.150	65	300210	49.87	ug/L	0.00
Spiked Amount 50.000	Range 79 - 125		Recovery = 99.74%			
56) Toluene-d8	11.966	98	1000464	50.44	ug/L	0.00
Spiked Amount 50.000	Range 85 - 112		Recovery = 100.88%			
78) 4-Bromofluorobenzene	14.082	174	278742	50.66	ug/L	0.00
Spiked Amount 50.000	Range 83 - 118		Recovery = 101.32%			
Target Compounds						Qvalue
2) Dichlorodifluoromethane	2.999	85	452690	73.73	ug/L	100
3) Chloromethane	3.389	50	653509	70.26	ug/L	98
4) Vinyl Chloride	3.511	62	543631	75.14	ug/L	95
5) Bromomethane	4.096	94	251014	70.58	ug/L	95
6) Chloroethane	4.309	64	183949	67.91	ug/L	98
7) Trichlorofluoromethane	4.535	101	562069	71.93	ug/L	98
8) Ethyl Ether	5.145	59	402380	74.67	ug/L	93
9) 1,2-Dichlorotrifluoroe...	5.480	67	458658	74.06	ug/L	96
10) 1,1-Dichloroethene	5.449	61	603492	75.38	ug/L	94
11) Freon 113	5.535	101	375815	75.41	ug/L	96
12) Carbon Disulfide	5.486	76	1027584	77.70	ug/L	87
13) Iodomethane	5.705	142	370318	72.62	ug/L	95
14) Allyl chloride	6.303	41	694158	71.71	ug/L	88
15) Methylene Chloride	6.492	49	594504	71.00	ug/L	92
16) Acetone	6.608	43	791582	368.59	ug/L	99
17) Methyl acetate	6.827	43	2077707	374.48	ug/L	71
18) trans-1,2-Dichloroethene	6.772	61	586585	74.48	ug/L	97
19) Hexane	6.912	56	389003	73.30	ug/L #	89
20) Methyl Tert Butyl Ether	6.986	73	1237685	75.51	ug/L	98
21) Acetonitrile	7.443	41	745212	706.33	ug/L	99
22) Di-isopropyl ether	7.681	45	1643353	76.94	ug/L	93
23) Chloroprene	7.845	53	650572	71.99	ug/L	88
24) 1,1-Dichloroethane	7.894	63	745576	73.73	ug/L	97
25) Acrylonitrile	8.010	53	1077656	376.29	ug/L	95
26) ETBE	8.351	59	1514589	76.71	ug/L	99
27) Vinyl acetate	8.382	43	5699458	390.12	ug/L	95
28) cis-1,2-Dichloroethene	8.839	96	407524	73.33	ug/L	90
29) 2,2-Dichloropropane	9.004	77	611731	77.04	ug/L	93
30) Bromochloromethane	9.132	128	183019	71.10	ug/L #	73
31) Cyclohexane	9.125	56	861211	77.53	ug/L	99
32) Chloroform	9.241	83	677261	72.79	ug/L	96
33) Ethyl acetate	9.418	43	2760022	383.10	ug/L	98
34) Tetrahydrofuran	9.467	42	197908	73.03	ug/L	86
36) Carbon Tetrachloride	9.424	117	519146	72.00	ug/L	97
37) 1,1,1-Trichloroethane	9.516	97	652394	74.72	ug/L	96
38) 2-Butanone	9.668	43	1352155	384.54	ug/L	99
39) 1,1-Dichloropropene	9.680	75	576668	76.41	ug/L	90
40) tert-Butyl Formate	9.833	59	1910900	361.50	ug/L	95
41) Propionitrile	10.040	54	817619	740.23	ug/L	99
42) Methacrylonitrile	10.058	41	3288320	720.74	ug/L	98
43) Benzene	9.985	78	1650152	73.28	ug/L	89

Quantitation Report (QT Reviewed)

Data Path : C:\msdchem\1\data\2018-12-14\
Data File : 3C3156.D
Acq On : 14 Dec 2018 3:29 pm
Operator : seanp
Sample : IC0121-6
Misc : MS42099,V3C121,,,,,
ALS Vial : 56 Sample Multiplier: 1

Quant Time: Dec 14 17:45:24 2018
Quant Method : C:\msdchem\1\methods\2018-12-14APP9-3C_AQ.m
Quant Title : SW-846 Method 5035A/8260B
QLast Update : Fri Dec 14 17:43:58 2018
Response via : Initial Calibration

	Compound	R.T.	QIon	Response	Conc	Units		Dev(Min)
44)	TAME	10.119	73	1257320	76.65	ug/L		94
46)	1,2-Dichloroethane	10.229	62	577492	72.43	ug/L		95
47)	Trichloroethene	10.637	95	410439	74.41	ug/L		93
48)	Methylcyclohexane	10.625	83	754281	77.10	ug/L		93
49)	Dibromomethane	11.070	93	239740	74.22	ug/L		94
50)	1,2-Dichloropropane	11.174	63	441984	73.88	ug/L		88
51)	Bromodichloromethane	11.223	83	510984	77.60	ug/L		98
52)	Methyl methacrylate	11.363	41	476903	72.93	ug/L		93
53)	2-Chloroethyl vinyl ether	11.741	63	1062518	328.17	ug/L		97
54)	cis-1,3-Dichloropropene	11.808	75	715185	78.44	ug/L		87
57)	Toluene	12.009	91	1686918	73.11	ug/L		99
58)	2-Nitropropane	12.216	41	732284	366.72	ug/L		74
59)	4-Methyl-2-pentanone	12.320	43	2577945	376.41	ug/L		96
60)	trans-1,3-Dichloropropene	12.357	75	632399	78.43	ug/L		90
61)	Tetrachloroethene	12.338	166	390869	73.51	ug/L		99
62)	Ethyl methacrylate	12.454	69	586201	72.26	ug/L		89
63)	1,1,2-Trichloroethane	12.491	83	307723	73.78	ug/L		88
64)	Dibromochloromethane	12.637	129	398264	72.01	ug/L		96
65)	1,3-Dichloropropane	12.710	76	682357	74.73	ug/L		93
66)	1,2-Dibromoethane	12.838	107	380648	76.72	ug/L		99
67)	2-hexanone	12.966	43	2404279	400.02	ug/L		95
68)	1-Chlorohexane	13.180	91	581647	77.07	ug/L		90
69)	Ethylbenzene	13.228	91	1897548	72.32	ug/L		96
70)	Chlorobenzene	13.228	112	1036253	72.42	ug/L		86
71)	1,1,1,2-Tetrachloroethane	13.271	131	371228	77.25	ug/L		91
72)	m,p-Xylene	13.326	91	2903318	145.93	ug/L	#	69
73)	o-Xylene	13.649	91	1526384	75.08	ug/L		96
74)	Styrene	13.686	104	1192244	77.76	ug/L		97
75)	Bromoform	13.734	173	271057	72.22	ug/L		98
76)	Isopropylbenzene	13.862	105	1766553	75.80	ug/L		98
79)	cis-1,4-Dichloro-2-butene	14.112	53	207852	72.77	ug/L	#	76
80)	n-Propylbenzene	14.149	91	2246662	74.45	ug/L		87
81)	Bromobenzene	14.173	156	423137	71.94	ug/L		100
82)	1,1,2,2-Tetrachloroethane	14.198	83	506862	76.28	ug/L		97
83)	1,3,5-Trimethylbenzene	14.265	105	1534081	75.83	ug/L		84
84)	2-Chlorotoluene	14.399	91	1369417	74.02	ug/L		91
85)	trans-1,4-Dichloro-2-B...	14.320	53	196105	80.21	ug/L	#	19
86)	1,2,3-Trichloropropane	14.313	110	160140	74.57	ug/L		90
87)	Cyclohexanone	14.374	55	99460	368.62	ug/L		93
88)	4-Chlorotoluene	14.399	91	1369417	74.02	ug/L		93
89)	tert-Butylbenzene	14.502	91	913160	75.68	ug/L		98
90)	1,2,4-Trimethylbenzene	14.545	105	1579305	75.45	ug/L		91
91)	Pentachloroethane	14.545	167	242098	72.21	ug/L	#	66
92)	sec-Butylbenzene	14.618	105	1923647	76.34	ug/L		99
93)	4-Isopropyltoluene	14.704	119	1614913	77.64	ug/L		96
94)	1,3-Dichlorobenzene	14.807	146	804435	72.91	ug/L		93
95)	1,4-Dichlorobenzene	14.862	146	813265	71.61	ug/L		96
96)	n-Butylbenzene	14.990	92	912235	72.22	ug/L		95
97)	Benzyl Chloride	15.021	126	231141	73.11	ug/L	#	42
98)	1,2-Dichlorobenzene	15.161	146	777234	72.66	ug/L		97
99)	1,2-Dibromo-3-Chloropr...	15.691	75	108788	81.82	ug/L		89
100)	Hexachlorobutadiene	16.106	225	224740	72.93	ug/L		87
101)	1,2,4-Trichlorobenzene	16.167	180	558356	78.74	ug/L		98
102)	Naphthalene	16.423	128	1724201	80.70	ug/L		56
103)	1,2,3-Trichlorobenzene	16.569	180	533967	78.21	ug/L		98
105)	Ethanol	5.474	45	137392	1441.34	ug/L		83
106)	Acrolein	6.077	56	465655	357.16	ug/L		94
107)	Tert butyl alcohol	7.199	59	630571	710.27	ug/L	#	66

Quantitation Report (QT Reviewed)

Data Path : C:\msdchem\1\data\2018-12-14\
Data File : 3C3156.D
Acq On : 14 Dec 2018 3:29 pm
Operator : seanp
Sample : IC0121-6
Misc : MS42099,V3C121,,,,,
ALS Vial : 56 Sample Multiplier: 1

Quant Time: Dec 14 17:45:24 2018
Quant Method : C:\msdchem\1\methods\2018-12-14APP9-3C_AQ.m
Quant Title : SW-846 Method 5035A/8260B
QLast Update : Fri Dec 14 17:43:58 2018
Response via : Initial Calibration

Compound	R.T.	QIon	Response	Conc	Units		Dev(Min)
108) Isobutyl alcohol	10.241	42	322414	1534.33	ug/L	#	56
109) Tert Amyl Alcohol	10.351	59	487062	781.95	ug/L		74
110) 1,4-Dioxane	11.418	88	113432	1437.43	ug/L		78
111) 3,3-dimethyl-1-butanol	12.942	57	2965121	3618.70	ug/L		96

(#) = qualifier out of range (m) = manual integration (+) = signals summed

Quantitation Report (QT Reviewed)

Data Path : C:\msdchem\1\data\2018-12-14\
Data File : 3C3156.D
Acq On : 14 Dec 2018 3:29 pm
Operator : seanp
Sample : IC0121-6
Misc : MS42099,V3C121,,,,,
ALS Vial : 56 Sample Multiplier: 1

Quant Time: Dec 14 17:45:24 2018
Quant Method : C:\msdchem\1\methods\2018-12-14APP9-3C_AQ.m
Quant Title : SW-846 Method 5035A/8260B
QLast Update : Fri Dec 14 17:43:58 2018
Response via : Initial Calibration

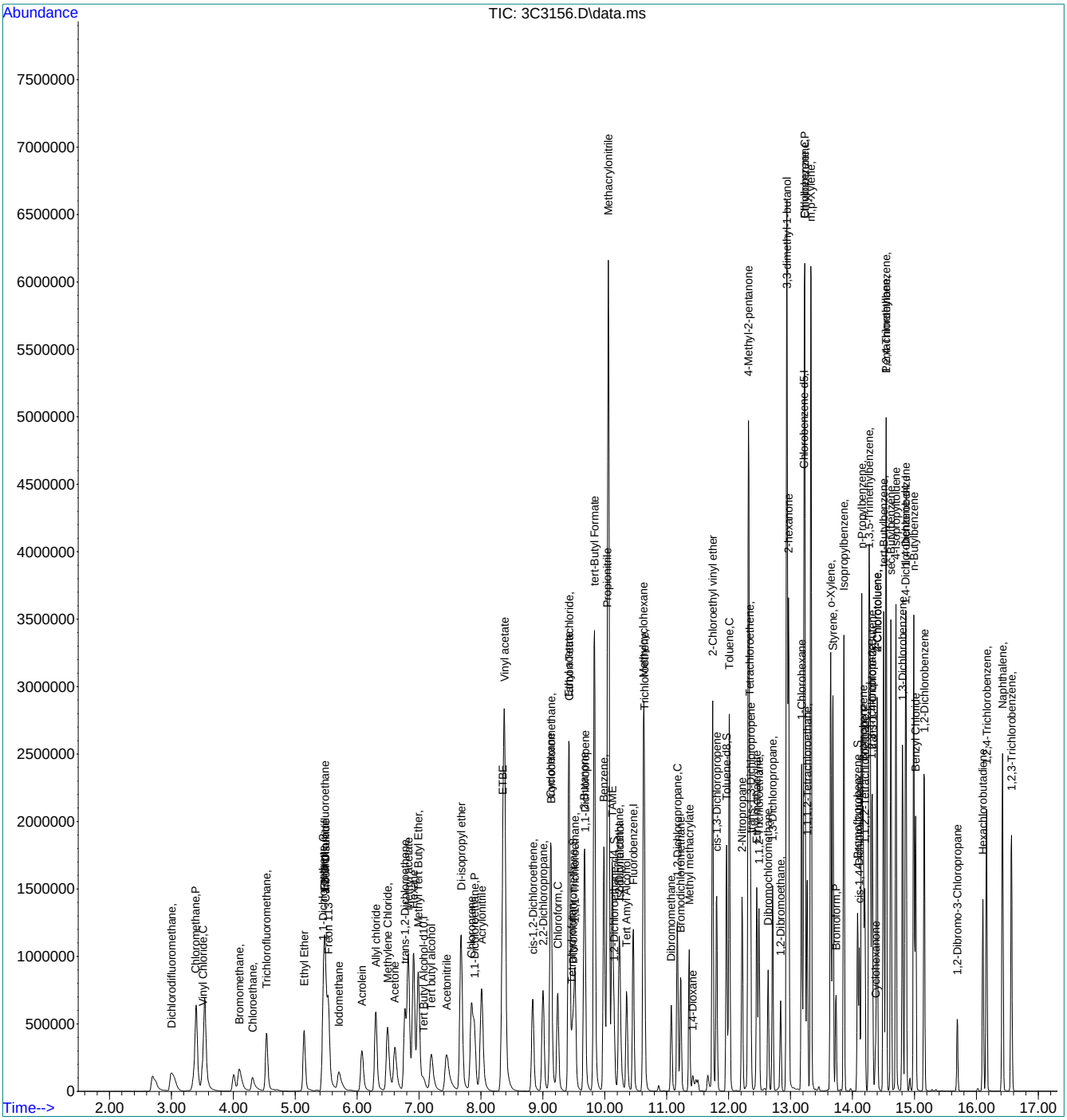

Quantitation Report (QT Reviewed)

Data Path : C:\msdchem\1\data\2018-12-14\
Data File : 3C3157.D
Acq On : 14 Dec 2018 3:57 pm
Operator : seanp
Sample : IC0121-7
Misc : MS42099,V3C121,,,,,
ALS Vial : 57 Sample Multiplier: 1

Quant Time: Dec 14 17:45:35 2018
Quant Method : C:\msdchem\1\methods\2018-12-14APP9-3C_AQ.m
Quant Title : SW-846 Method 5035A/8260B
QLast Update : Fri Dec 14 17:43:58 2018
Response via : Initial Calibration

Compound	R.T.	QIon	Response	Conc	Units	Dev(Min)
Internal Standards						
1) Fluorobenzene	10.461	96	1067231	50.00	ug/L	0.00
55) Chlorobenzene-d5	13.216	117	740290	50.00	ug/L	0.00
77) 1,4-Dichlorobenzene-d4	14.856	152	368937	50.00	ug/L	0.00
104) Tert Butyl Alcohol-d10	7.083	65	161437	250.00	ug/L	0.02
System Monitoring Compounds						
35) Dibromofluoromethane	9.491	113	251116	50.77	ug/L	0.00
Spiked Amount 50.000	Range 83 - 118		Recovery = 101.54%			
45) 1,2-Dichloroethane-d4	10.150	65	311350	50.47	ug/L	0.00
Spiked Amount 50.000	Range 79 - 125		Recovery = 100.94%			
56) Toluene-d8	11.967	98	1027388	50.91	ug/L	0.00
Spiked Amount 50.000	Range 85 - 112		Recovery = 101.82%			
78) 4-Bromofluorobenzene	14.082	174	286490	49.69	ug/L	0.00
Spiked Amount 50.000	Range 83 - 118		Recovery = 99.38%			
Target Compounds						Qvalue
2) Dichlorodifluoromethane	2.999	85	606879	96.44	ug/L	97
3) Chloromethane	3.383	50	897890	94.19	ug/L	98
4) Vinyl Chloride	3.511	62	751750	101.39	ug/L	95
5) Bromomethane	4.096	94	361587	99.21	ug/L	97
6) Chloroethane	4.309	64	257790	101.37	ug/L	98
7) Trichlorofluoromethane	4.535	101	603080	75.31	ug/L	98
8) Ethyl Ether	5.151	59	564008	102.12	ug/L	91
9) 1,2-Dichlorotrifluoroe...	5.474	67	640770	100.96	ug/L	96
10) 1,1-Dichloroethene	5.449	61	848637	103.43	ug/L	94
11) Freon 113	5.529	101	517075	101.24	ug/L	96
12) Carbon Disulfide	5.486	76	1450664	107.03	ug/L	87
13) Iodomethane	5.706	142	523091	98.80	ug/L	95
14) Allyl chloride	6.297	41	982009	99.26	ug/L	88
15) Methylene Chloride	6.492	49	834941	99.61	ug/L	92
16) Acetone	6.614	43	1087927	494.31	ug/L	100
17) Methyl acetate	6.827	43	2834182	498.45	ug/L	72
18) trans-1,2-Dichloroethene	6.772	61	827450	102.51	ug/L	96
19) Hexane	6.907	56	511554	98.46	ug/L	97
20) Methyl Tert Butyl Ether	6.992	73	1739990	103.58	ug/L	98
21) Acetonitrile	7.455	41	1002801	927.45	ug/L	100
22) Di-isopropyl ether	7.681	45	2329493	106.42	ug/L	93
23) Chloroprene	7.845	53	917765	99.15	ug/L	88
24) 1,1-Dichloroethane	7.894	63	1051429	101.45	ug/L	97
25) Acrylonitrile	8.016	53	1477908	503.53	ug/L	95
26) ETBE	8.351	59	2145855	106.05	ug/L	100
27) Vinyl acetate	8.382	43	7702658	514.45	ug/L	94
28) cis-1,2-Dichloroethene	8.839	96	582669	102.30	ug/L	90
29) 2,2-Dichloropropane	9.004	77	867878	106.65	ug/L	94
30) Bromochloromethane	9.132	128	254101	96.32	ug/L #	71
31) Cyclohexane	9.126	56	1191346	104.65	ug/L	99
32) Chloroform	9.241	83	954242	100.07	ug/L	97
33) Ethyl acetate	9.424	43	3746192	507.39	ug/L	99
34) Tetrahydrofuran	9.467	42	275279	99.11	ug/L	86
36) Carbon Tetrachloride	9.418	117	732080	99.18	ug/L	97
37) 1,1,1-Trichloroethane	9.522	97	917819	102.57	ug/L	97
38) 2-Butanone	9.668	43	1839974	510.59	ug/L	99
39) 1,1-Dichloropropene	9.674	75	810518	104.79	ug/L	88
40) tert-Butyl Formate	9.833	59	2784556	495.20	ug/L	94
41) Propionitrile	10.046	54	1100439	972.14	ug/L	82
42) Methacrylonitrile	10.058	41	4412243	943.64	ug/L	97
43) Benzene	9.985	78	2311900	100.17	ug/L	90

Quantitation Report (QT Reviewed)

Data Path : C:\msdchem\1\data\2018-12-14\
Data File : 3C3157.D
Acq On : 14 Dec 2018 3:57 pm
Operator : seanp
Sample : IC0121-7
Misc : MS42099,V3C121,,,,,
ALS Vial : 57 Sample Multiplier: 1

Quant Time: Dec 14 17:45:35 2018
Quant Method : C:\msdchem\1\methods\2018-12-14APP9-3C_AQ.m
Quant Title : SW-846 Method 5035A/8260B
QLast Update : Fri Dec 14 17:43:58 2018
Response via : Initial Calibration

	Compound	R.T.	QIon	Response	Conc	Units		Dev(Min)
44)	TAME	10.119	73	1784700	106.17	ug/L		95
46)	1,2-Dichloroethane	10.229	62	812431	99.42	ug/L		94
47)	Trichloroethene	10.637	95	572998	101.36	ug/L		93
48)	Methylcyclohexane	10.625	83	1045875	104.32	ug/L		95
49)	Dibromomethane	11.070	93	342670	103.51	ug/L		93
50)	1,2-Dichloropropane	11.174	63	631660	103.03	ug/L		89
51)	Bromodichloromethane	11.223	83	731169	108.35	ug/L		98
52)	Methyl methacrylate	11.363	41	664125	98.76	ug/L		93
53)	2-Chloroethyl vinyl ether	11.741	63	1464955	441.50	ug/L		97
54)	cis-1,3-Dichloropropene	11.808	75	1018105	108.96	ug/L		87
57)	Toluene	12.009	91	2341964	99.76	ug/L		100
58)	2-Nitropropane	12.216	41	1006289	492.96	ug/L		74
59)	4-Methyl-2-pentanone	12.320	43	3410151	489.39	ug/L		94
60)	trans-1,3-Dichloropropene	12.357	75	896882	109.32	ug/L		91
61)	Tetrachloroethene	12.338	166	539779	99.77	ug/L		99
62)	Ethyl methacrylate	12.454	69	819073	99.05	ug/L		90
63)	1,1,2-Trichloroethane	12.491	83	433790	102.22	ug/L		89
64)	Dibromochloromethane	12.637	129	566860	99.17	ug/L		97
65)	1,3-Dichloropropane	12.710	76	962841	103.64	ug/L		93
66)	1,2-Dibromoethane	12.838	107	534309	105.85	ug/L		98
67)	2-hexanone	12.966	43	3245827	530.78	ug/L		95
68)	1-Chlorohexane	13.180	91	830938	108.21	ug/L		88
69)	Ethylbenzene	13.228	91	2594751	97.20	ug/L		98
70)	Chlorobenzene	13.228	112	1444349	99.21	ug/L		85
71)	1,1,1,2-Tetrachloroethane	13.271	131	531204	108.65	ug/L		93
72)	m,p-Xylene	13.332	91	3908772	193.10	ug/L	#	72
73)	o-Xylene	13.649	91	2128594	102.91	ug/L		96
74)	Styrene	13.686	104	1685467	108.04	ug/L		96
75)	Bromoform	13.734	173	388281	99.07	ug/L		98
76)	Isopropylbenzene	13.862	105	2453933	103.49	ug/L		99
79)	cis-1,4-Dichloro-2-butene	14.112	53	295122	98.77	ug/L	#	76
80)	n-Propylbenzene	14.149	91	3093967	97.83	ug/L		89
81)	Bromobenzene	14.173	156	599303	97.22	ug/L		99
82)	1,1,2,2-Tetrachloroethane	14.198	83	709067	101.82	ug/L		97
83)	1,3,5-Trimethylbenzene	14.265	105	2155284	101.66	ug/L		85
84)	2-Chlorotoluene	14.399	91	1937253	99.92	ug/L		92
85)	trans-1,4-Dichloro-2-B...	14.320	53	274790	107.25	ug/L	#	24
86)	1,2,3-Trichloropropane	14.314	110	222962	99.08	ug/L		90
87)	Cyclohexanone	14.375	55	137848	491.88	ug/L		95
88)	4-Chlorotoluene	14.399	91	1937253	99.92	ug/L		94
89)	tert-Butylbenzene	14.503	91	1292452	102.21	ug/L		98
90)	1,2,4-Trimethylbenzene	14.545	105	2228967	101.62	ug/L		91
91)	Pentachloroethane	14.545	167	343918	99.02	ug/L	#	66
92)	sec-Butylbenzene	14.618	105	2676334	101.35	ug/L		100
93)	4-Isopropyltoluene	14.704	119	2284484	104.80	ug/L		97
94)	1,3-Dichlorobenzene	14.807	146	1140167	98.61	ug/L		92
95)	1,4-Dichlorobenzene	14.868	146	1162574	97.68	ug/L		97
96)	n-Butylbenzene	14.990	92	1303032	99.06	ug/L		92
97)	Benzyl Chloride	15.021	126	330268	98.69	ug/L	#	39
98)	1,2-Dichlorobenzene	15.161	146	1113498	99.33	ug/L		96
99)	1,2-Dibromo-3-Chloropr...	15.691	75	153202	109.95	ug/L		90
100)	Hexachlorobutadiene	16.106	225	316120	98.76	ug/L		87
101)	1,2,4-Trichlorobenzene	16.167	180	787320	105.94	ug/L		98
102)	Naphthalene	16.423	128	2336063	104.34	ug/L		56
103)	1,2,3-Trichlorobenzene	16.569	180	737556	103.09	ug/L		99
105)	Ethanol	5.510	45	182073	1979.41	ug/L		85
106)	Acrolein	6.083	56	644178	480.88	ug/L		94
107)	Tert butyl alcohol	7.217	59	864810	948.07	ug/L	#	65

Quantitation Report (QT Reviewed)

Data Path : C:\msdchem\1\data\2018-12-14\
Data File : 3C3157.D
Acq On : 14 Dec 2018 3:57 pm
Operator : seanp
Sample : IC0121-7
Misc : MS42099,V3C121,,,,,
ALS Vial : 57 Sample Multiplier: 1

Quant Time: Dec 14 17:45:35 2018
Quant Method : C:\msdchem\1\methods\2018-12-14APP9-3C_AQ.m
Quant Title : SW-846 Method 5035A/8260B
QLast Update : Fri Dec 14 17:43:58 2018
Response via : Initial Calibration

Compound	R.T.	QIon	Response	Conc	Units		Dev(Min)
108) Isobutyl alcohol	10.247	42	440441	2039.97	ug/L	#	56
109) Tert Amyl Alcohol	10.357	59	673172	1051.85	ug/L		72
110) 1,4-Dioxane	11.424	88	153850	1982.11	ug/L		76
111) 3,3-dimethyl-1-butanol	12.942	57	4000941	4943.08	ug/L		94

(#) = qualifier out of range (m) = manual integration (+) = signals summed

Quantitation Report (QT Reviewed)

Data Path : C:\msdchem\1\data\2018-12-14\
Data File : 3C3157.D
Acq On : 14 Dec 2018 3:57 pm
Operator : seanp
Sample : IC0121-7
Misc : MS42099,V3C121,,,,,
ALS Vial : 57 Sample Multiplier: 1

Quant Time: Dec 14 17:45:35 2018
Quant Method : C:\msdchem\1\methods\2018-12-14APP9-3C_AQ.m
Quant Title : SW-846 Method 5035A/8260B
QLast Update : Fri Dec 14 17:43:58 2018
Response via : Initial Calibration

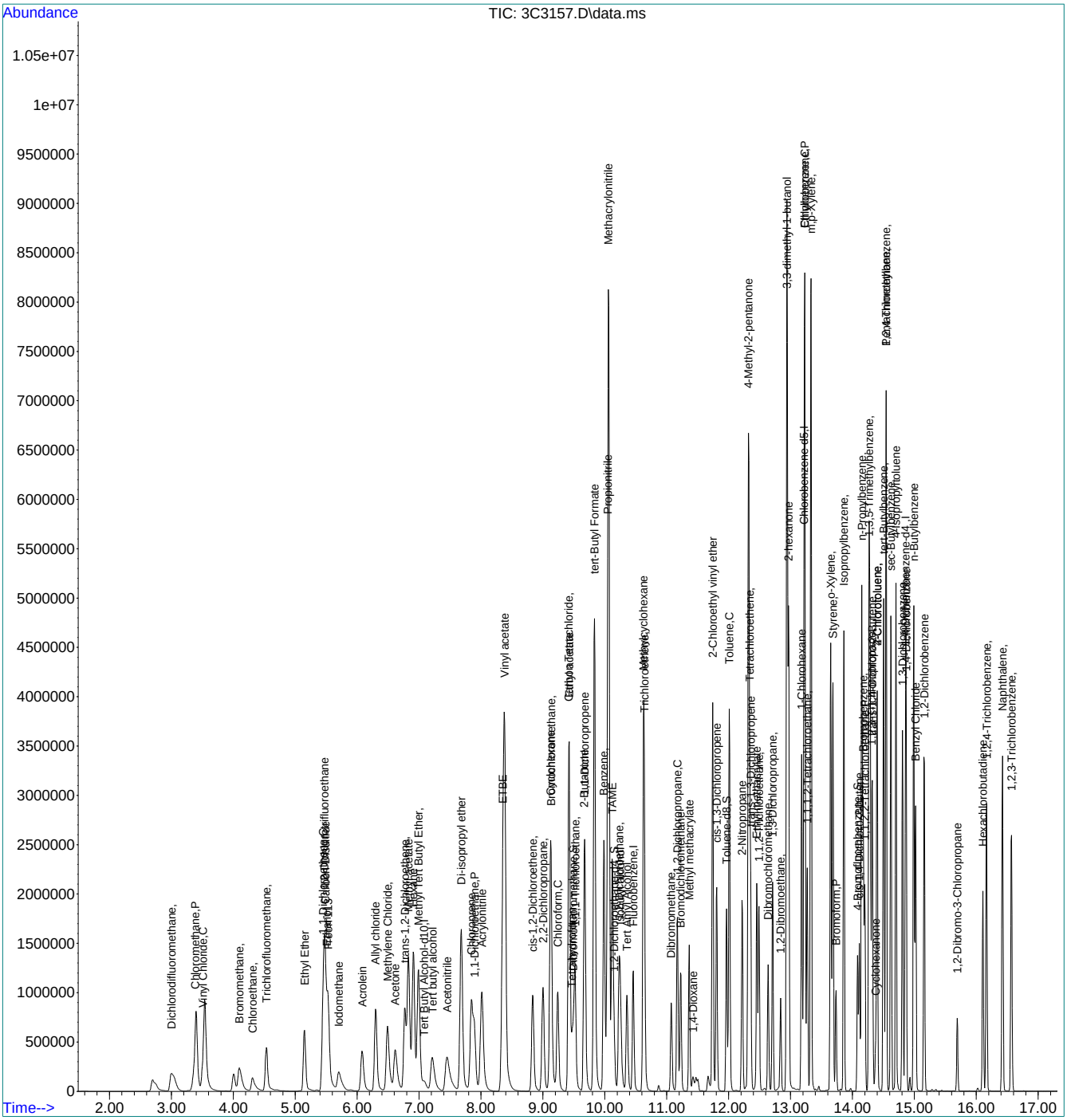

Quantitation Report (QT Reviewed)

Data Path : C:\msdchem\1\data\2018-12-14\
Data File : 3C3159.D
Acq On : 14 Dec 2018 4:53 pm
Operator : seanp
Sample : ICV0121-5
Misc : MS42099,V3C121,,,,,
ALS Vial : 59 Sample Multiplier: 1

Quant Time: Dec 17 16:00:15 2018
Quant Method : C:\msdchem\1\methods\2018-12-14APP9-3C_AQ.m
Quant Title : SW-846 Method 5035A/8260B
QLast Update : Mon Dec 17 15:54:58 2018
Response via : Initial Calibration

Compound	R.T.	QIon	Response	Conc	Units		Dev(Min)
Internal Standards							
1) Fluorobenzene	10.461	96	1046104	50.00	ug/L		0.00
55) Chlorobenzene-d5	13.216	117	728830	50.00	ug/L		0.00
77) 1,4-Dichlorobenzene-d4	14.856	152	350748	50.00	ug/L		0.00
104) Tert Butyl Alcohol-d10	7.059	65	154678	250.00	ug/L		0.00
System Monitoring Compounds							
35) Dibromofluoromethane	9.485	113	239000	49.29	ug/L		0.00
Spiked Amount 50.000	Range 83 - 118		Recovery = 98.58%				
45) 1,2-Dichloroethane-d4	10.150	65	297732	49.23	ug/L		0.00
Spiked Amount 50.000	Range 79 - 125		Recovery = 98.46%				
56) Toluene-d8	11.966	98	1001802	50.43	ug/L		0.00
Spiked Amount 50.000	Range 85 - 112		Recovery = 100.86%				
78) 4-Bromofluorobenzene	14.082	174	271972	49.62	ug/L		0.00
Spiked Amount 50.000	Range 83 - 118		Recovery = 99.24%				
Target Compounds							Qvalue
2) Dichlorodifluoromethane	2.999	85	189622	30.74	ug/L		100
3) Chloromethane	3.389	50	323555	34.63	ug/L		97
4) Vinyl Chloride	3.511	62	267243	36.77	ug/L		97
5) Bromomethane	4.096	94	136796	38.29	ug/L		96
6) Chloroethane	4.309	64	97929	37.36	ug/L		96
7) Trichlorofluoromethane	4.541	101	304384	38.78	ug/L		97
8) Ethyl Ether	5.138	59	216660	40.02	ug/L		89
9) 1,2-Dichlorotrifluoroe...	5.474	67	281375	45.23	ug/L		95
10) 1,1-Dichloroethene	5.455	61	362509	45.07	ug/L		95
11) Freon 113	5.535	101	197151	39.38	ug/L		97
12) Carbon Disulfide	5.492	76	575609	43.33	ug/L		87
13) Iodomethane	5.712	142	192716	38.28	ug/L		97
14) Allyl chloride	6.303	41	430288	44.13	ug/L		89
15) Methylene Chloride	6.486	49	364383	42.33	ug/L		90
16) Acetone	6.608	43	468259	217.05	ug/L		99
17) Methyl acetate	6.821	43	1224599	219.72	ug/L		72
18) trans-1,2-Dichloroethene	6.772	61	344089	43.49	ug/L		96
19) Hexane	6.913	56	207790	36.58	ug/L	#	89
20) Methyl Tert Butyl Ether	6.986	73	673350	40.89	ug/L		97
21) Acetonitrile	7.443	41	429635	405.37	ug/L		98
22) Di-isopropyl ether	7.675	45	874562	40.76	ug/L		93
23) Chloroprene	7.845	53	379922	41.83	ug/L		88
24) 1,1-Dichloroethane	7.894	63	452147	44.51	ug/L		97
25) Acrylonitrile	8.010	53	613215	213.15	ug/L		94
26) ETBE	8.345	59	767569	38.70	ug/L		99
27) Vinyl acetate	8.376	43	2855163	194.54	ug/L		96
28) cis-1,2-Dichloroethene	8.833	96	237221	42.49	ug/L		90
29) 2,2-Dichloropropane	9.004	77	362632	45.46	ug/L		93
30) Bromochloromethane	9.132	128	102628	39.69	ug/L	#	70
31) Cyclohexane	9.126	56	458487	41.09	ug/L		98
32) Chloroform	9.241	83	380953	40.76	ug/L		97
33) Ethyl acetate	9.418	43	1571168	217.10	ug/L		98
34) Tetrahydrofuran	9.467	42	109694	40.29	ug/L		86
36) Carbon Tetrachloride	9.418	117	284950	39.29	ug/L		97
37) 1,1,1-Trichloroethane	9.516	97	359257	40.96	ug/L		95
38) 2-Butanone	9.662	43	779576	220.70	ug/L		99
39) 1,1-Dichloropropene	9.680	75	324739	42.83	ug/L		89
40) tert-Butyl Formate	9.827	59	927371	183.93	ug/L		98
41) Propionitrile	10.034	54	481767	434.19	ug/L		81
42) Methacrylonitrile	10.052	41	1977391	431.44	ug/L		98
43) Benzene	9.985	78	965564	42.68	ug/L		90

Quantitation Report (QT Reviewed)

Data Path : C:\msdchem\1\data\2018-12-14\
Data File : 3C3159.D
Acq On : 14 Dec 2018 4:53 pm
Operator : seanp
Sample : ICV0121-5
Misc : MS42099,V3C121,,,,,
ALS Vial : 59 Sample Multiplier: 1

Quant Time: Dec 17 16:00:15 2018
Quant Method : C:\msdchem\1\methods\2018-12-14APP9-3C_AQ.m
Quant Title : SW-846 Method 5035A/8260B
QLast Update : Mon Dec 17 15:54:58 2018
Response via : Initial Calibration

	Compound	R.T.	QIon	Response	Conc	Units		Dev(Min)
44)	TAME	10.119	73	664027	40.30	ug/L		94
46)	1,2-Dichloroethane	10.229	62	331774	41.42	ug/L		95
47)	Trichloroethene	10.637	95	232758	42.00	ug/L		92
48)	Methylcyclohexane	10.625	83	413896	42.12	ug/L		95
49)	Dibromomethane	11.070	93	136709	42.13	ug/L		95
50)	1,2-Dichloropropane	11.174	63	257534	42.85	ug/L		88
51)	Bromodichloromethane	11.223	83	292469	44.21	ug/L		97
52)	Methyl methacrylate	11.363	41	279029	42.65	ug/L		94
53)	2-Chloroethyl vinyl ether	11.741	63	629143	193.44	ug/L		97
54)	cis-1,3-Dichloropropene	11.808	75	400231	43.70	ug/L		86
57)	Toluene	12.009	91	992981	42.96	ug/L		98
58)	2-Nitropropane	12.216	41	391080	196.79	ug/L		76
59)	4-Methyl-2-pentanone	12.320	43	1528016	222.73	ug/L		97
60)	trans-1,3-Dichloropropene	12.350	75	373969	46.30	ug/L		95
61)	Tetrachloroethene	12.338	166	228565	42.91	ug/L		99
62)	Ethyl methacrylate	12.454	69	339895	41.92	ug/L		89
63)	1,1,2-Trichloroethane	12.485	83	180051	43.10	ug/L		90
64)	Dibromochloromethane	12.637	129	230057	42.26	ug/L		97
65)	1,3-Dichloropropane	12.710	76	381589	41.72	ug/L		93
66)	1,2-Dibromoethane	12.838	107	217972	43.86	ug/L		98
67)	2-hexanone	12.966	43	1386115	230.23	ug/L		95
68)	1-Chlorohexane	13.180	91	319467	42.26	ug/L		90
69)	Ethylbenzene	13.228	91	1116785	42.49	ug/L		97
70)	Chlorobenzene	13.228	112	615246	42.92	ug/L		87
71)	1,1,1,2-Tetrachloroethane	13.265	131	217281	45.14	ug/L		92
72)	m,p-Xylene	13.326	91	1751736	87.90	ug/L	#	68
73)	o-Xylene	13.649	91	889040	43.66	ug/L		96
74)	Styrene	13.686	104	689225	44.88	ug/L		97
75)	Bromoform	13.734	173	156188	42.79	ug/L		98
76)	Isopropylbenzene	13.862	105	1074230	46.01	ug/L		97
79)	cis-1,4-Dichloro-2-butene	14.112	53	122871	43.09	ug/L		86
80)	n-Propylbenzene	14.149	91	1311301	43.61	ug/L		85
81)	Bromobenzene	14.173	156	251481	42.91	ug/L		99
82)	1,1,2,2-Tetrachloroethane	14.198	83	305678	46.17	ug/L		98
83)	1,3,5-Trimethylbenzene	14.265	105	894152	44.36	ug/L		84
84)	2-Chlorotoluene	14.399	91	817055	44.33	ug/L		91
85)	trans-1,4-Dichloro-2-B...	14.320	53	104879	43.06	ug/L	#	21
86)	1,2,3-Trichloropropane	14.313	110	93198	43.56	ug/L		91
87)	Cyclohexanone	14.368	55	98108	364.86	ug/L		90
88)	4-Chlorotoluene	14.399	91	817055	44.33	ug/L		93
89)	tert-Butylbenzene	14.503	91	522492	43.46	ug/L		99
90)	1,2,4-Trimethylbenzene	14.545	105	894270	42.88	ug/L		91
91)	Pentachloroethane	14.545	167	141985	41.97	ug/L	#	69
92)	sec-Butylbenzene	14.618	105	1121801	44.69	ug/L		98
93)	4-Isopropyltoluene	14.704	119	942455	45.48	ug/L		96
94)	1,3-Dichlorobenzene	14.807	146	481790	43.83	ug/L		93
95)	1,4-Dichlorobenzene	14.862	146	482988	42.69	ug/L		95
96)	n-Butylbenzene	14.990	92	529630	41.79	ug/L		95
97)	Benzyl Chloride	15.021	126	126814	40.78	ug/L	#	41
98)	1,2-Dichlorobenzene	15.161	146	456327	42.82	ug/L		98
99)	1,2-Dibromo-3-Chloropr...	15.691	75	62314	47.04	ug/L		87
100)	Hexachlorobutadiene	16.106	225	128593	41.43	ug/L		87
101)	1,2,4-Trichlorobenzene	16.167	180	324200	45.89	ug/L		99
102)	Naphthalene	16.423	128	1003669	47.15	ug/L		56
103)	1,2,3-Trichlorobenzene	16.569	180	312435	45.93	ug/L		98
105)	Ethanol	5.462	45	80177	796.33	ug/L		93
106)	Acrolein	6.071	56	241984	188.53	ug/L		93
107)	Tert butyl alcohol	7.187	59	356648	408.07	ug/L	#	69

Quantitation Report (QT Reviewed)

Data Path : C:\msdchem\1\data\2018-12-14\
Data File : 3C3159.D
Acq On : 14 Dec 2018 4:53 pm
Operator : seanp
Sample : ICV0121-5
Misc : MS42099,V3C121,,,,,
ALS Vial : 59 Sample Multiplier: 1

Quant Time: Dec 17 16:00:15 2018
Quant Method : C:\msdchem\1\methods\2018-12-14APP9-3C_AQ.m
Quant Title : SW-846 Method 5035A/8260B
QLast Update : Mon Dec 17 15:54:58 2018
Response via : Initial Calibration

Compound	R.T.	QIon	Response	Conc	Units		Dev(Min)
108) Isobutyl alcohol	10.241	42	185961	898.94	ug/L	#	57
109) Tert Amyl Alcohol	10.351	59	271270	442.39	ug/L		71
110) 1,4-Dioxane	11.424	88	65105	798.06	ug/L		78
111) 3,3-dimethyl-1-butanol	12.936	57	1645805	1945.44	ug/L		98

(#) = qualifier out of range (m) = manual integration (+) = signals summed

Quantitation Report (QT Reviewed)

Data Path : C:\msdchem\1\data\2018-12-14\
Data File : 3C3159.D
Acq On : 14 Dec 2018 4:53 pm
Operator : seanp
Sample : ICV0121-5
Misc : MS42099,V3C121,,,,,
ALS Vial : 59 Sample Multiplier: 1

Quant Time: Dec 17 16:00:15 2018
Quant Method : C:\msdchem\1\methods\2018-12-14APP9-3C_AQ.m
Quant Title : SW-846 Method 5035A/8260B
QLast Update : Mon Dec 17 15:54:58 2018
Response via : Initial Calibration

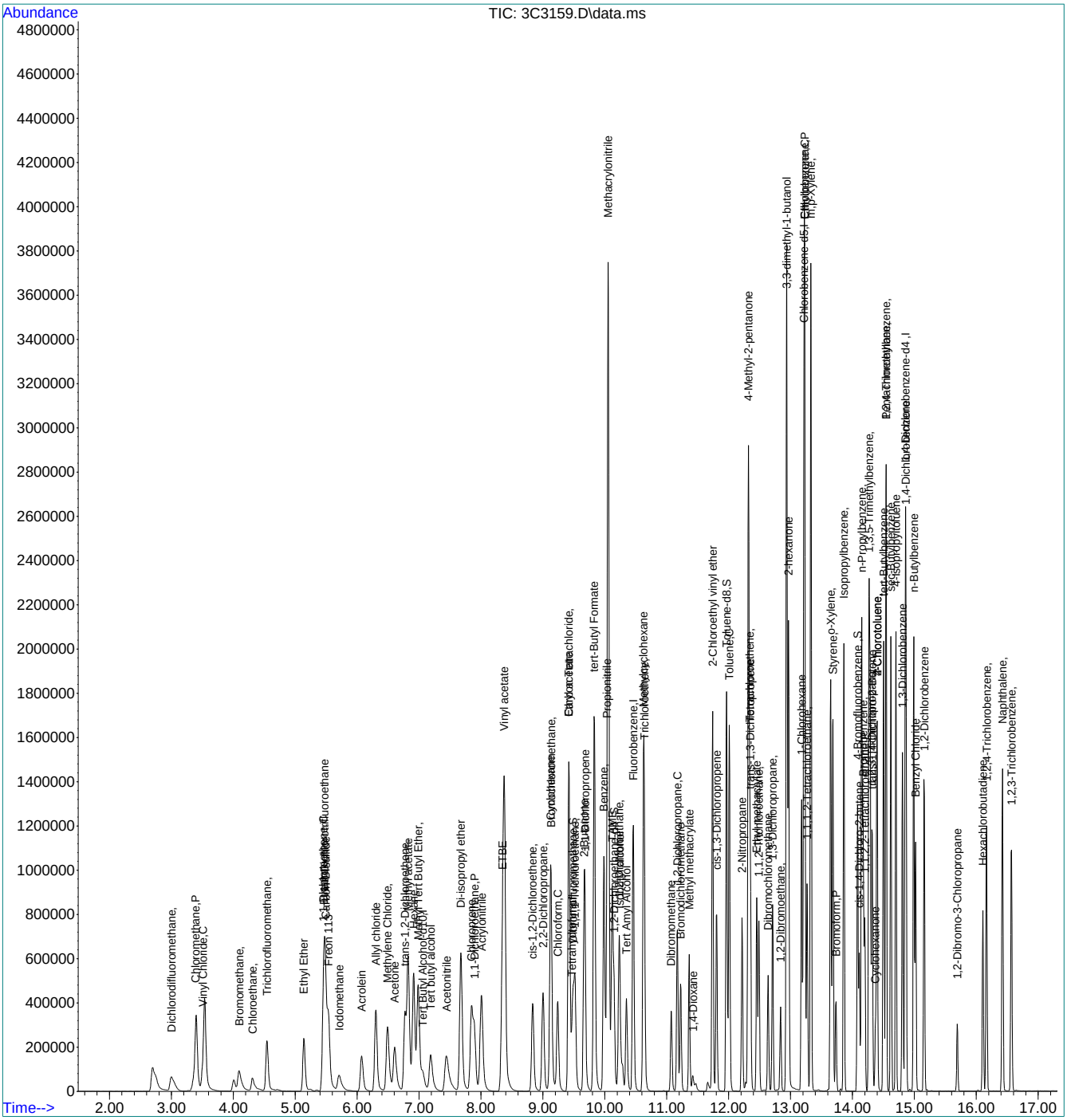

Quantitation Report (QT Reviewed)

Data Path : C:\msdchem\1\data\2018-12-17\
Data File : 3C3186.D
Acq On : 17 Dec 2018 3:26 pm
Operator : seanp
Sample : CC0121-5
Misc : MS42127,V3C122,,,,,
ALS Vial : 52 Sample Multiplier: 1

Quant Time: Dec 17 15:58:50 2018
Quant Method : C:\msdchem\1\methods\2018-12-14APP9-3C_AQ.m
Quant Title : SW-846 Method 5035A/8260B
QLast Update : Mon Dec 17 15:54:58 2018
Response via : Initial Calibration

Compound	R.T.	QIon	Response	Conc	Units	Dev(Min)
Internal Standards						
1) Fluorobenzene	10.461	96	922922	50.00	ug/L	0.00
55) Chlorobenzene-d5	13.216	117	660920	50.00	ug/L	0.00
77) 1,4-Dichlorobenzene-d4	14.850	152	322668	50.00	ug/L	0.00
104) Tert Butyl Alcohol-d10	7.053	65	126307	250.00	ug/L	0.00
System Monitoring Compounds						
35) Dibromofluoromethane	9.485	113	215503	50.38	ug/L	0.00
Spiked Amount 50.000	Range 83 - 118		Recovery = 100.76%			
45) 1,2-Dichloroethane-d4	10.150	65	269885	50.59	ug/L	0.00
Spiked Amount 50.000	Range 79 - 125		Recovery = 101.18%			
56) Toluene-d8	11.967	98	892845	49.56	ug/L	0.00
Spiked Amount 50.000	Range 85 - 112		Recovery = 99.12%			
78) 4-Bromofluorobenzene	14.082	174	250410	49.66	ug/L	0.00
Spiked Amount 50.000	Range 83 - 118		Recovery = 99.32%			
Target Compounds						Qvalue
2) Dichlorodifluoromethane	2.999	85	216325	39.75	ug/L	99
3) Chloromethane	3.383	50	311987	37.85	ug/L	98
4) Vinyl Chloride	3.511	62	260724	40.66	ug/L	96
5) Bromomethane	4.090	94	77866	24.70	ug/L	93
6) Chloroethane	4.316	64	76764	33.19	ug/L	99
7) Trichlorofluoromethane	4.553	101	277816	40.12	ug/L	99
8) Ethyl Ether	5.133	59	201803	42.25	ug/L	88
9) 1,2-Dichlorotrifluoroe...	5.480	67	231175	42.12	ug/L	96
10) 1,1-Dichloroethene	5.456	61	309306	43.59	ug/L	95
11) Freon 113	5.541	101	192464	43.57	ug/L	97
12) Carbon Disulfide	5.492	76	526059	44.88	ug/L	85
13) Iodomethane	5.706	142	154895	34.93	ug/L	97
14) Allyl chloride	6.303	41	383633	44.60	ug/L	89
15) Methylene Chloride	6.492	49	310105	40.78	ug/L	90
16) Acetone	6.602	43	400412	210.38	ug/L	97
17) Methyl acetate	6.821	43	1066240	216.84	ug/L	71
18) trans-1,2-Dichloroethene	6.772	61	292273	41.87	ug/L	95
19) Hexane	6.913	56	205050	41.24	ug/L #	89
20) Methyl Tert Butyl Ether	6.980	73	617284	42.49	ug/L	95
21) Acetonitrile	7.437	41	412389	441.04	ug/L	98
22) Di-isopropyl ether	7.675	45	831642	43.93	ug/L	94
23) Chloroprene	7.845	53	305843	38.16	ug/L	86
24) 1,1-Dichloroethane	7.894	63	372166	41.53	ug/L	99
25) Acrylonitrile	8.004	53	538946	212.33	ug/L	96
26) ETBE	8.345	59	755949	43.20	ug/L	99
27) Vinyl acetate	8.376	43	2947453	227.64	ug/L	97
28) cis-1,2-Dichloroethene	8.833	96	202035	41.02	ug/L	87
29) 2,2-Dichloropropane	8.998	77	299580	42.57	ug/L	93
30) Bromochloromethane	9.132	128	95429	41.83	ug/L #	71
31) Cyclohexane	9.126	56	433319	44.01	ug/L	98
32) Chloroform	9.241	83	337853	40.97	ug/L	96
33) Ethyl acetate	9.418	43	1402060	219.59	ug/L	98
34) Tetrahydrofuran	9.467	42	99939	41.61	ug/L	88
36) Carbon Tetrachloride	9.418	117	257097	40.18	ug/L	97
37) 1,1,1-Trichloroethane	9.516	97	325663	42.08	ug/L	96
38) 2-Butanone	9.662	43	680277	218.29	ug/L	98
39) 1,1-Dichloropropene	9.674	75	285788	42.73	ug/L	86
40) tert-Butyl Formate	9.827	59	866033	194.10	ug/L	96
41) Propionitrile	10.034	54	430893	440.17	ug/L	87
42) Methacrylonitrile	10.052	41	1846277	456.60	ug/L	98
43) Benzene	9.985	78	822402	41.21	ug/L	89

Quantitation Report (QT Reviewed)

Data Path : C:\msdchem\1\data\2018-12-17\
Data File : 3C3186.D
Acq On : 17 Dec 2018 3:26 pm
Operator : seanp
Sample : CC0121-5
Misc : MS42127,V3C122,,,,,
ALS Vial : 52 Sample Multiplier: 1

Quant Time: Dec 17 15:58:50 2018
Quant Method : C:\msdchem\1\methods\2018-12-14APP9-3C_AQ.m
Quant Title : SW-846 Method 5035A/8260B
QLast Update : Mon Dec 17 15:54:58 2018
Response via : Initial Calibration

	Compound	R.T.	QIon	Response	Conc	Units		Dev(Min)
44)	TAME	10.119	73	619456	42.61	ug/L		93
46)	1,2-Dichloroethane	10.223	62	295162	41.77	ug/L		94
47)	Trichloroethene	10.638	95	204461	41.82	ug/L		92
48)	Methylcyclohexane	10.625	83	372037	42.91	ug/L		92
49)	Dibromomethane	11.070	93	120706	42.16	ug/L		94
50)	1,2-Dichloropropane	11.168	63	223500	42.15	ug/L		86
51)	Bromodichloromethane	11.223	83	249298	42.72	ug/L		98
52)	Methyl methacrylate	11.363	41	247630	42.90	ug/L		92
53)	2-Chloroethyl vinyl ether	11.741	63	608006	211.89	ug/L		94
54)	cis-1,3-Dichloropropene	11.802	75	349825	43.29	ug/L		82
57)	Toluene	12.009	91	844290	40.28	ug/L		99
58)	2-Nitropropane	12.217	41	370920	205.75	ug/L		76
59)	4-Methyl-2-pentanone	12.314	43	1353071	217.50	ug/L		96
60)	trans-1,3-Dichloropropene	12.351	75	308596	42.13	ug/L		95
61)	Tetrachloroethene	12.332	166	195761	40.53	ug/L		97
62)	Ethyl methacrylate	12.454	69	300425	40.86	ug/L		85
63)	1,1,2-Trichloroethane	12.485	83	154821	40.86	ug/L		89
64)	Dibromochloromethane	12.637	129	192471	39.07	ug/L		97
65)	1,3-Dichloropropane	12.710	76	338735	40.84	ug/L		91
66)	1,2-Dibromoethane	12.838	107	187391	41.58	ug/L		98
67)	2-hexanone	12.966	43	1229564	225.21	ug/L		94
68)	1-Chlorohexane	13.180	91	287445	41.93	ug/L		88
69)	Ethylbenzene	13.229	91	967373	40.59	ug/L		95
70)	Chlorobenzene	13.229	112	521912	40.15	ug/L		86
71)	1,1,1,2-Tetrachloroethane	13.265	131	182767	41.87	ug/L		93
72)	m,p-Xylene	13.326	91	1505859	83.32	ug/L	#	68
73)	o-Xylene	13.649	91	771483	41.78	ug/L		95
74)	Styrene	13.686	104	596150	42.80	ug/L		97
75)	Bromoform	13.735	173	130803	39.64	ug/L		98
76)	Isopropylbenzene	13.863	105	896245	42.34	ug/L		97
79)	cis-1,4-Dichloro-2-butene	14.112	53	107004	40.78	ug/L	#	75
80)	n-Propylbenzene	14.149	91	1159094	41.91	ug/L		86
81)	Bromobenzene	14.173	156	216714	40.20	ug/L		99
82)	1,1,2,2-Tetrachloroethane	14.198	83	255823	42.00	ug/L		99
83)	1,3,5-Trimethylbenzene	14.265	105	777430	41.93	ug/L		84
84)	2-Chlorotoluene	14.399	91	700841	41.33	ug/L		91
85)	trans-1,4-Dichloro-2-B...	14.320	53	93654	41.79	ug/L	#	28
86)	1,2,3-Trichloropropane	14.314	110	81232	41.27	ug/L		90
87)	Cyclohexanone	14.375	55	47392	189.19	ug/L		92
88)	4-Chlorotoluene	14.399	91	700841	41.33	ug/L		92
89)	tert-Butylbenzene	14.503	91	467983	42.32	ug/L		98
90)	1,2,4-Trimethylbenzene	14.539	105	814868	42.48	ug/L		89
91)	Pentachloroethane	14.545	167	128324	41.22	ug/L	#	70
92)	sec-Butylbenzene	14.618	105	980385	42.45	ug/L		99
93)	4-Isopropyltoluene	14.704	119	821531	43.09	ug/L		96
94)	1,3-Dichlorobenzene	14.807	146	413273	40.87	ug/L		94
95)	1,4-Dichlorobenzene	14.862	146	420473	40.40	ug/L		96
96)	n-Butylbenzene	14.990	92	453674	38.88	ug/L		96
97)	Benzyl Chloride	15.021	126	108939	38.12	ug/L	#	42
98)	1,2-Dichlorobenzene	15.155	146	400211	40.82	ug/L		94
99)	1,2-Dibromo-3-Chloropr...	15.691	75	52971	43.47	ug/L		88
100)	Hexachlorobutadiene	16.106	225	106601	37.28	ug/L		86
101)	1,2,4-Trichlorobenzene	16.167	180	272482	41.92	ug/L		97
102)	Naphthalene	16.423	128	838926	42.84	ug/L		55
103)	1,2,3-Trichlorobenzene	16.569	180	262324	41.92	ug/L		99
105)	Ethanol	5.443	45	70669	865.91	ug/L		93
106)	Acrolein	6.071	56	214880	205.02	ug/L		92
107)	Tert butyl alcohol	7.181	59	291289	408.15	ug/L	#	69

Quantitation Report (QT Reviewed)

Data Path : C:\msdchem\1\data\2018-12-17\
Data File : 3C3186.D
Acq On : 17 Dec 2018 3:26 pm
Operator : seanp
Sample : CC0121-5
Misc : MS42127,V3C122,,,,,
ALS Vial : 52 Sample Multiplier: 1

Quant Time: Dec 17 15:58:50 2018
Quant Method : C:\msdchem\1\methods\2018-12-14APP9-3C_AQ.m
Quant Title : SW-846 Method 5035A/8260B
QLast Update : Mon Dec 17 15:54:58 2018
Response via : Initial Calibration

Compound	R.T.	QIon	Response	Conc	Units		Dev(Min)
108) Isobutyl alcohol	10.241	42	164744	975.26	ug/L	#	57
109) Tert Amyl Alcohol	10.345	59	224776	448.90	ug/L		73
110) 1,4-Dioxane	11.418	88	54572	820.59	ug/L		76
111) 3,3-dimethyl-1-butanol	12.936	57	1403051	2036.15	ug/L		98

(#) = qualifier out of range (m) = manual integration (+) = signals summed

Quantitation Report (QT Reviewed)

Data Path : C:\msdchem\1\data\2018-12-17\
Data File : 3C3186.D
Acq On : 17 Dec 2018 3:26 pm
Operator : seanp
Sample : CC0121-5
Misc : MS42127,V3C122,,,,,
ALS Vial : 52 Sample Multiplier: 1

Quant Time: Dec 17 15:58:50 2018
Quant Method : C:\msdchem\1\methods\2018-12-14APP9-3C_AQ.m
Quant Title : SW-846 Method 5035A/8260B
QLast Update : Mon Dec 17 15:54:58 2018
Response via : Initial Calibration

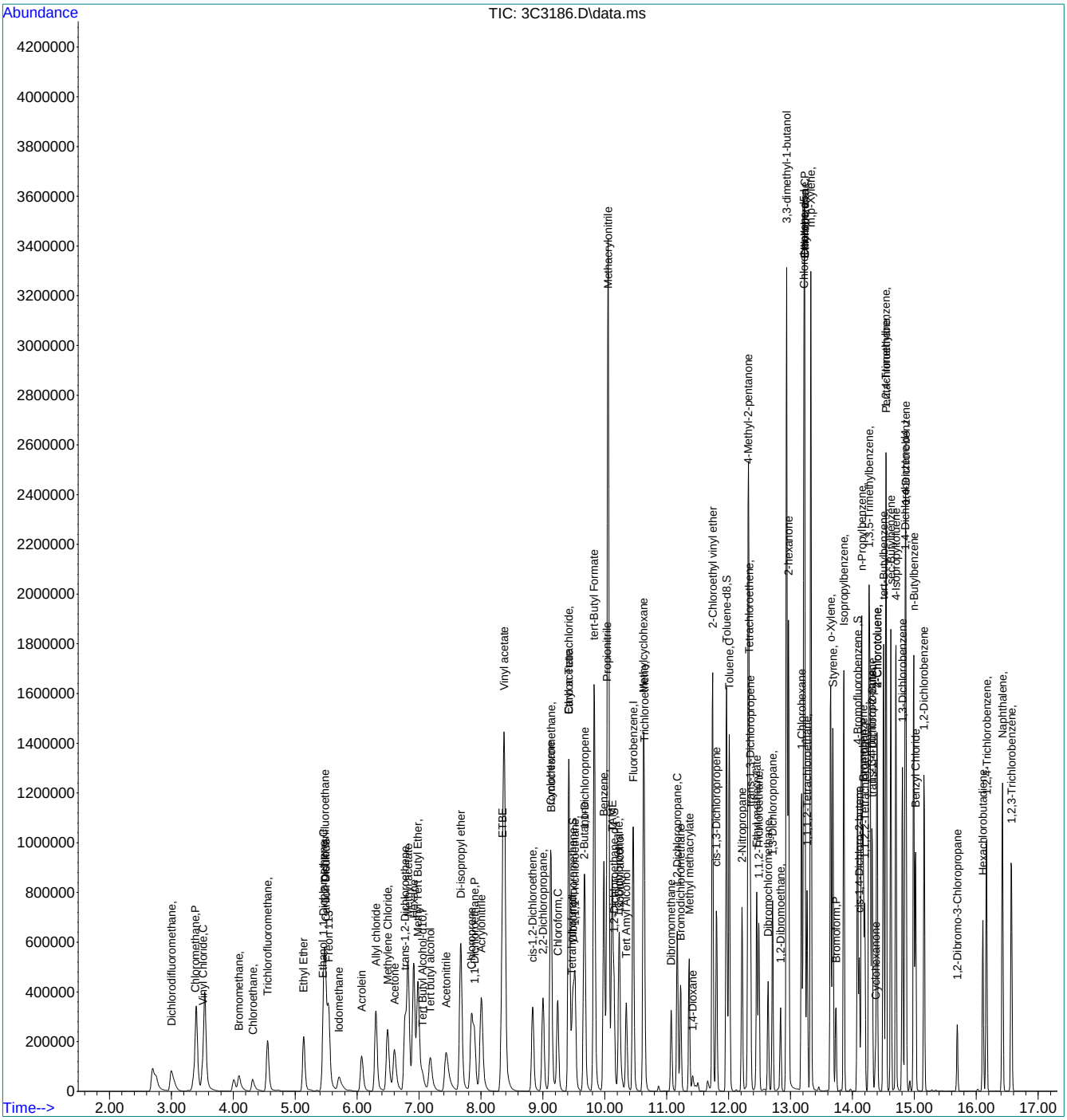

Quantitation Report (QT Reviewed)

Data Path : C:\msdchem\1\data\2018-12-17\
Data File : 3C3210.D
Acq On : 18 Dec 2018 2:46 am
Operator : seanp
Sample : ECC0121-5
Misc : MS42126,V3C122,,,,,
ALS Vial : 75 Sample Multiplier: 1

Quant Time: Dec 18 10:23:59 2018
Quant Method : C:\msdchem\1\methods\2018-12-14APP9-3C_AQ.m
Quant Title : SW-846 Method 5035A/8260B
QLast Update : Mon Dec 17 15:54:58 2018
Response via : Initial Calibration

Compound	R.T.	QIon	Response	Conc	Units	Dev(Min)
Internal Standards						
1) Fluorobenzene	10.461	96	833724	50.00	ug/L	0.00
55) Chlorobenzene-d5	13.216	117	607004	50.00	ug/L	0.00
77) 1,4-Dichlorobenzene-d4	14.856	152	297592	50.00	ug/L	0.00
104) Tert Butyl Alcohol-d10	7.053	65	117806	250.00	ug/L	0.00
System Monitoring Compounds						
35) Dibromofluoromethane	9.491	113	194816	50.41	ug/L	0.00
Spiked Amount 50.000	Range 83 - 118		Recovery = 100.82%			
45) 1,2-Dichloroethane-d4	10.150	65	254118	52.73	ug/L	0.00
Spiked Amount 50.000	Range 79 - 125		Recovery = 105.46%			
56) Toluene-d8	11.967	98	813167	49.15	ug/L	0.00
Spiked Amount 50.000	Range 85 - 112		Recovery = 98.30%			
78) 4-Bromofluorobenzene	14.082	174	232754	50.05	ug/L	0.00
Spiked Amount 50.000	Range 83 - 118		Recovery = 100.10%			
Target Compounds						Qvalue
2) Dichlorodifluoromethane	2.999	85	172201	35.03	ug/L	97
3) Chloromethane	3.383	50	293572	39.42	ug/L	96
4) Vinyl Chloride	3.511	62	228894	39.52	ug/L	100
5) Bromomethane	4.090	94	32437	11.39	ug/L	99
6) Chloroethane	4.316	64	65715	31.46	ug/L	96
7) Trichlorofluoromethane	4.547	101	249323	39.85	ug/L	97
8) Ethyl Ether	5.139	59	182650	42.33	ug/L	92
9) 1,2-Dichlorotrifluoroe...	5.480	67	213537	43.07	ug/L	95
10) 1,1-Dichloroethene	5.456	61	283780	44.27	ug/L	93
11) Freon 113	5.541	101	164054	41.12	ug/L	96
12) Carbon Disulfide	5.492	76	454258	42.90	ug/L	83
13) Iodomethane	5.712	142	88200	22.16	ug/L	92
14) Allyl chloride	6.303	41	341609	43.96	ug/L	91
15) Methylene Chloride	6.492	49	284749	41.48	ug/L	85
16) Acetone	6.608	43	384238	223.48	ug/L	97
17) Methyl acetate	6.821	43	998590	224.81	ug/L	72
18) trans-1,2-Dichloroethene	6.772	61	266652	42.29	ug/L	94
19) Hexane	6.913	56	160355	35.35	ug/L #	85
20) Methyl Tert Butyl Ether	6.986	73	559513	42.64	ug/L	94
21) Acetonitrile	7.443	41	375483	444.53	ug/L	98
22) Di-isopropyl ether	7.675	45	760623	44.48	ug/L	93
23) Chloroprene	7.845	53	284537	39.30	ug/L	85
24) 1,1-Dichloroethane	7.894	63	341028	42.12	ug/L	97
25) Acrylonitrile	8.010	53	495023	215.89	ug/L	93
26) ETBE	8.345	59	679830	43.01	ug/L	99
27) Vinyl acetate	8.376	43	2744726	234.66	ug/L	97
28) cis-1,2-Dichloroethene	8.839	96	181591	40.81	ug/L	88
29) 2,2-Dichloropropane	9.004	77	243543	38.31	ug/L	93
30) Bromochloromethane	9.132	128	85174	41.33	ug/L #	67
31) Cyclohexane	9.126	56	384620	43.25	ug/L	96
32) Chloroform	9.241	83	311084	41.76	ug/L	95
33) Ethyl acetate	9.418	43	1314704	227.94	ug/L	98
34) Tetrahydrofuran	9.467	42	93890	43.27	ug/L	86
36) Carbon Tetrachloride	9.418	117	235364	40.72	ug/L	97
37) 1,1,1-Trichloroethane	9.516	97	306426	43.83	ug/L	95
38) 2-Butanone	9.662	43	639742	227.25	ug/L	96
39) 1,1-Dichloropropene	9.674	75	262053	43.37	ug/L	84
40) tert-Butyl Formate	9.833	59	699016	174.45	ug/L	97
41) Propionitrile	10.034	54	398685	450.84	ug/L	85
42) Methacrylonitrile	10.052	41	1746827	478.23	ug/L	99
43) Benzene	9.985	78	743114	41.22	ug/L	88

Quantitation Report (QT Reviewed)

Data Path : C:\msdchem\1\data\2018-12-17\
Data File : 3C3210.D
Acq On : 18 Dec 2018 2:46 am
Operator : seanp
Sample : ECC0121-5
Misc : MS42126,V3C122,,,,,
ALS Vial : 75 Sample Multiplier: 1

Quant Time: Dec 18 10:23:59 2018
Quant Method : C:\msdchem\1\methods\2018-12-14APP9-3C_AQ.m
Quant Title : SW-846 Method 5035A/8260B
QLast Update : Mon Dec 17 15:54:58 2018
Response via : Initial Calibration

	Compound	R.T.	QIon	Response	Conc	Units		Dev(Min)
44)	TAME	10.119	73	561658	42.77	ug/L		90
46)	1,2-Dichloroethane	10.229	62	277280	43.44	ug/L		95
47)	Trichloroethene	10.637	95	190542	43.14	ug/L		91
48)	Methylcyclohexane	10.625	83	317547	40.54	ug/L		92
49)	Dibromomethane	11.070	93	111138	42.97	ug/L		94
50)	1,2-Dichloropropane	11.174	63	203285	42.44	ug/L		85
51)	Bromodichloromethane	11.223	83	227160	43.09	ug/L	#	96
52)	Methyl methacrylate	11.363	41	234801	45.02	ug/L		91
53)	2-Chloroethyl vinyl ether	11.741	63	324512	125.19	ug/L		93
54)	cis-1,3-Dichloropropene	11.802	75	307144	42.08	ug/L		80
57)	Toluene	12.009	91	773933	40.20	ug/L		97
58)	2-Nitropropane	12.216	41	345303	208.53	ug/L		76
59)	4-Methyl-2-pentanone	12.320	43	1291732	226.08	ug/L		96
60)	trans-1,3-Dichloropropene	12.351	75	270536	40.22	ug/L		92
61)	Tetrachloroethene	12.338	166	184087	41.50	ug/L		99
62)	Ethyl methacrylate	12.454	69	276111	40.89	ug/L		84
63)	1,1,2-Trichloroethane	12.485	83	141397	40.64	ug/L		88
64)	Dibromochloromethane	12.637	129	166777	36.90	ug/L		97
65)	1,3-Dichloropropane	12.710	76	314366	41.27	ug/L		89
66)	1,2-Dibromoethane	12.838	107	172925	41.78	ug/L		95
67)	2-hexanone	12.966	43	1170012	233.34	ug/L		93
68)	1-Chlorohexane	13.180	91	256106	40.68	ug/L		85
69)	Ethylbenzene	13.228	91	887777	40.56	ug/L		96
70)	Chlorobenzene	13.228	112	477490	40.00	ug/L		84
71)	1,1,1,2-Tetrachloroethane	13.265	131	167301	41.73	ug/L		93
72)	m,p-Xylene	13.326	91	1388848	83.68	ug/L	#	67
73)	o-Xylene	13.649	91	708856	41.80	ug/L		95
74)	Styrene	13.686	104	538712	42.12	ug/L		96
75)	Bromoform	13.734	173	102149	33.90	ug/L		99
76)	Isopropylbenzene	13.862	105	821548	42.25	ug/L		97
79)	cis-1,4-Dichloro-2-butene	14.112	53	31681	13.07	ug/L	#	75
80)	n-Propylbenzene	14.149	91	1043755	40.92	ug/L		86
81)	Bromobenzene	14.173	156	198061	39.83	ug/L		99
82)	1,1,2,2-Tetrachloroethane	14.198	83	235356	41.90	ug/L		97
83)	1,3,5-Trimethylbenzene	14.265	105	704799	41.21	ug/L		83
84)	2-Chlorotoluene	14.393	91	636742	40.72	ug/L		88
85)	trans-1,4-Dichloro-2-B...	14.320	53	32255	15.61	ug/L	#	1
86)	1,2,3-Trichloropropane	14.314	110	76445	42.11	ug/L		93
87)	Cyclohexanone	14.375	55	43323	187.50	ug/L		90
88)	4-Chlorotoluene	14.393	91	636742	40.72	ug/L		89
89)	tert-Butylbenzene	14.503	91	425775	41.74	ug/L		100
90)	1,2,4-Trimethylbenzene	14.539	105	730845	41.31	ug/L		90
91)	Pentachloroethane	14.545	167	106736	37.11	ug/L	#	68
92)	sec-Butylbenzene	14.618	105	878505	41.25	ug/L		98
93)	4-Isopropyltoluene	14.704	119	726604	41.33	ug/L		96
94)	1,3-Dichlorobenzene	14.807	146	369504	39.62	ug/L		93
95)	1,4-Dichlorobenzene	14.862	146	380774	39.66	ug/L		96
96)	n-Butylbenzene	14.990	92	384459	35.70	ug/L		98
97)	Benzyl Chloride	15.021	126	74633	28.43	ug/L	#	45
98)	1,2-Dichlorobenzene	15.155	146	363518	40.20	ug/L		94
99)	1,2-Dibromo-3-Chloropr...	15.691	75	45634	40.60	ug/L		86
100)	Hexachlorobutadiene	16.106	225	87268	33.05	ug/L		88
101)	1,2,4-Trichlorobenzene	16.167	180	232889	38.85	ug/L		99
102)	Naphthalene	16.423	128	737826	40.85	ug/L		56
103)	1,2,3-Trichlorobenzene	16.569	180	227935	39.50	ug/L		99
105)	Ethanol	5.456	45	64597	846.92	ug/L		84
106)	Acrolein	6.077	56	189180	193.53	ug/L		94
107)	Tert butyl alcohol	7.187	59	274748	412.75	ug/L	#	70

Quantitation Report (QT Reviewed)

Data Path : C:\msdchem\1\data\2018-12-17\
Data File : 3C3210.D
Acq On : 18 Dec 2018 2:46 am
Operator : seanp
Sample : ECC0121-5
Misc : MS42126,V3C122,,,,,
ALS Vial : 75 Sample Multiplier: 1

Quant Time: Dec 18 10:23:59 2018
Quant Method : C:\msdchem\1\methods\2018-12-14APP9-3C_AQ.m
Quant Title : SW-846 Method 5035A/8260B
QLast Update : Mon Dec 17 15:54:58 2018
Response via : Initial Calibration

Compound	R.T.	QIon	Response	Conc	Units		Dev(Min)
108) Isobutyl alcohol	10.241	42	149173	946.81	ug/L	#	58
109) Tert Amyl Alcohol	10.345	59	201587	431.64	ug/L		74
110) 1,4-Dioxane	11.418	88	47958	770.27	ug/L	#	73
111) 3,3-dimethyl-1-butanol	12.936	57	1293975	2012.01	ug/L		98

(#) = qualifier out of range (m) = manual integration (+) = signals summed

Quantitation Report (QT Reviewed)

Data Path : C:\msdchem\1\data\2018-12-17\
Data File : 3C3210.D
Acq On : 18 Dec 2018 2:46 am
Operator : seanp
Sample : ECC0121-5
Misc : MS42126,V3C122,,,,,
ALS Vial : 75 Sample Multiplier: 1

Quant Time: Dec 18 10:23:59 2018
Quant Method : C:\msdchem\1\methods\2018-12-14APP9-3C_AQ.m
Quant Title : SW-846 Method 5035A/8260B
QLast Update : Mon Dec 17 15:54:58 2018
Response via : Initial Calibration

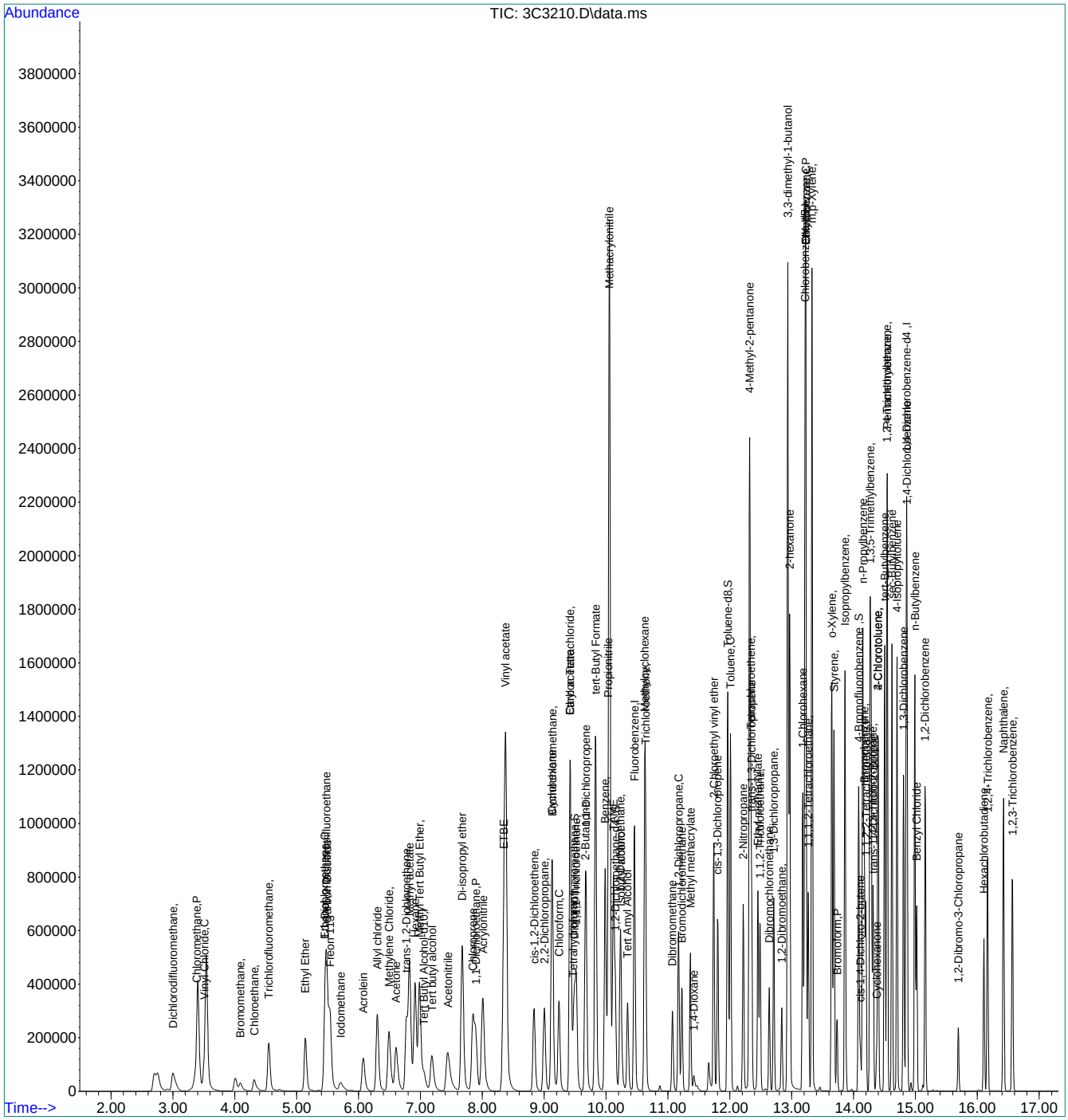

Quantitation Report (QT Reviewed)

Data Path : C:\msdchem\1\data\2018-12-18\
Data File : 3C3215.D
Acq On : 18 Dec 2018 12:15 pm
Operator : seanp
Sample : CC0121-5
Misc : MS42126,V3C123,,,,,
ALS Vial : 51 Sample Multiplier: 1

Quant Time: Dec 18 12:32:39 2018
Quant Method : C:\msdchem\1\methods\2018-12-14APP9-3C_AQ.m
Quant Title : SW-846 Method 5035A/8260B
QLast Update : Mon Dec 17 15:54:58 2018
Response via : Initial Calibration

Compound	R.T.	QIon	Response	Conc	Units	Dev(Min)
Internal Standards						
1) Fluorobenzene	10.461	96	817442	50.00	ug/L	0.00
55) Chlorobenzene-d5	13.216	117	601333	50.00	ug/L	0.00
77) 1,4-Dichlorobenzene-d4	14.856	152	305275	50.00	ug/L	0.00
104) Tert Butyl Alcohol-d10	7.053	65	104696	250.00	ug/L	0.00
System Monitoring Compounds						
35) Dibromofluoromethane	9.485	113	194876	51.43	ug/L	0.00
Spiked Amount 50.000	Range 83 - 118		Recovery = 102.86%			
45) 1,2-Dichloroethane-d4	10.150	65	252472	53.43	ug/L	0.00
Spiked Amount 50.000	Range 79 - 125		Recovery = 106.86%			
56) Toluene-d8	11.966	98	801587	48.90	ug/L	0.00
Spiked Amount 50.000	Range 85 - 112		Recovery = 97.80%			
78) 4-Bromofluorobenzene	14.082	174	233995	49.05	ug/L	0.00
Spiked Amount 50.000	Range 83 - 118		Recovery = 98.10%			
Target Compounds						Qvalue
2) Dichlorodifluoromethane	3.005	85	188333	39.08	ug/L	96
3) Chloromethane	3.383	50	296157	40.56	ug/L	96
4) Vinyl Chloride	3.511	62	224708	39.57	ug/L	96
5) Bromomethane	4.090	94	38933	13.95	ug/L	97
6) Chloroethane	4.309	64	63136	30.82	ug/L	96
7) Trichlorofluoromethane	4.553	101	240683	39.24	ug/L	97
8) Ethyl Ether	5.139	59	172480	40.77	ug/L	97
9) 1,2-Dichlorotrifluoroe...	5.474	67	211101	43.42	ug/L	94
10) 1,1-Dichloroethene	5.462	61	275833	43.89	ug/L	93
11) Freon 113	5.541	101	172242	44.03	ug/L	96
12) Carbon Disulfide	5.492	76	464521	44.74	ug/L	85
13) Iodomethane	5.705	142	69923	17.96	ug/L	91
14) Allyl chloride	6.303	41	334492	43.90	ug/L	91
15) Methylene Chloride	6.492	49	287445	42.75	ug/L	88
16) Acetone	6.602	43	345555	204.98	ug/L	97
17) Methyl acetate	6.821	43	918058	210.80	ug/L	72
18) trans-1,2-Dichloroethene	6.772	61	262959	42.53	ug/L	94
19) Hexane	6.913	56	184230	41.88	ug/L	87
20) Methyl Tert Butyl Ether	6.980	73	532712	41.40	ug/L	95
21) Acetonitrile	7.437	41	354462	428.00	ug/L	98
22) Di-isopropyl ether	7.675	45	729167	43.49	ug/L	93
23) Chloroprene	7.845	53	273676	38.56	ug/L	84
24) 1,1-Dichloroethane	7.894	63	332271	41.86	ug/L	97
25) Acrylonitrile	8.004	53	457448	203.48	ug/L	95
26) ETBE	8.345	59	655688	42.31	ug/L	98
27) Vinyl acetate	8.376	43	2609966	227.58	ug/L	97
28) cis-1,2-Dichloroethene	8.833	96	175844	40.31	ug/L	88
29) 2,2-Dichloropropane	9.004	77	269593	43.25	ug/L	92
30) Bromochloromethane	9.132	128	83206	41.18	ug/L #	66
31) Cyclohexane	9.126	56	385475	44.21	ug/L	96
32) Chloroform	9.241	83	305610	41.84	ug/L	96
33) Ethyl acetate	9.418	43	1204535	212.99	ug/L	98
34) Tetrahydrofuran	9.461	42	85215	40.06	ug/L	88
36) Carbon Tetrachloride	9.418	117	232937	41.10	ug/L	97
37) 1,1,1-Trichloroethane	9.522	97	297015	43.33	ug/L	96
38) 2-Butanone	9.662	43	579935	210.11	ug/L	96
39) 1,1-Dichloropropene	9.674	75	258389	43.62	ug/L	83
40) tert-Butyl Formate	9.827	59	650953	166.10	ug/L	95
41) Propionitrile	10.034	54	363751	419.53	ug/L	90
42) Methacrylonitrile	10.052	41	1636394	456.92	ug/L	99
43) Benzene	9.985	78	720099	40.74	ug/L	87

Quantitation Report (QT Reviewed)

Data Path : C:\msdchem\1\data\2018-12-18\
Data File : 3C3215.D
Acq On : 18 Dec 2018 12:15 pm
Operator : seanp
Sample : CC0121-5
Misc : MS42126,V3C123,,,,,
ALS Vial : 51 Sample Multiplier: 1

Quant Time: Dec 18 12:32:39 2018
Quant Method : C:\msdchem\1\methods\2018-12-14APP9-3C_AQ.m
Quant Title : SW-846 Method 5035A/8260B
QLast Update : Mon Dec 17 15:54:58 2018
Response via : Initial Calibration

	Compound	R.T.	QIon	Response	Conc	Units		Dev(Min)
44)	TAME	10.119	73	542308	42.12	ug/L		91
46)	1,2-Dichloroethane	10.223	62	271414	43.36	ug/L		95
47)	Trichloroethene	10.637	95	187196	43.23	ug/L		92
48)	Methylcyclohexane	10.625	83	334340	43.54	ug/L		93
49)	Dibromomethane	11.070	93	107360	42.34	ug/L		94
50)	1,2-Dichloropropane	11.168	63	196914	41.93	ug/L		84
51)	Bromodichloromethane	11.223	83	226829	43.88	ug/L		98
52)	Methyl methacrylate	11.363	41	216190	42.29	ug/L		90
53)	2-Chloroethyl vinyl ether	11.741	63	339753	133.68	ug/L		93
54)	cis-1,3-Dichloropropene	11.802	75	311257	43.49	ug/L		80
57)	Toluene	12.009	91	761461	39.93	ug/L		98
58)	2-Nitropropane	12.216	41	332670	202.84	ug/L		76
59)	4-Methyl-2-pentanone	12.320	43	1187348	209.77	ug/L		96
60)	trans-1,3-Dichloropropene	12.351	75	278584	41.80	ug/L		90
61)	Tetrachloroethene	12.338	166	178235	40.56	ug/L		97
62)	Ethyl methacrylate	12.454	69	258562	38.65	ug/L		84
63)	1,1,2-Trichloroethane	12.485	83	136770	39.68	ug/L		88
64)	Dibromochloromethane	12.637	129	173678	38.75	ug/L		97
65)	1,3-Dichloropropane	12.710	76	304508	40.35	ug/L		89
66)	1,2-Dibromoethane	12.838	107	167955	40.96	ug/L		98
67)	2-hexanone	12.966	43	1069382	215.28	ug/L		94
68)	1-Chlorohexane	13.180	91	259615	41.62	ug/L		85
69)	Ethylbenzene	13.228	91	884908	40.81	ug/L		96
70)	Chlorobenzene	13.228	112	471749	39.89	ug/L		83
71)	1,1,1,2-Tetrachloroethane	13.265	131	166219	41.85	ug/L		93
72)	m,p-Xylene	13.326	91	1382854	84.10	ug/L	#	68
73)	o-Xylene	13.649	91	702253	41.80	ug/L		95
74)	Styrene	13.686	104	535120	42.23	ug/L		96
75)	Bromoform	13.734	173	115327	38.46	ug/L		98
76)	Isopropylbenzene	13.862	105	820714	42.61	ug/L		96
79)	cis-1,4-Dichloro-2-butene	14.112	53	74954	30.17	ug/L	#	84
80)	n-Propylbenzene	14.149	91	1063635	40.65	ug/L		85
81)	Bromobenzene	14.173	156	197457	38.71	ug/L		99
82)	1,1,2,2-Tetrachloroethane	14.198	83	228489	39.65	ug/L		96
83)	1,3,5-Trimethylbenzene	14.265	105	707636	40.34	ug/L		83
84)	2-Chlorotoluene	14.399	91	643021	40.08	ug/L		91
85)	trans-1,4-Dichloro-2-B...	14.320	53	72366	34.13	ug/L	#	16
86)	1,2,3-Trichloropropane	14.314	110	73132	39.27	ug/L		89
87)	Cyclohexanone	14.375	55	40422	170.33	ug/L		93
88)	4-Chlorotoluene	14.399	91	643021	40.08	ug/L		92
89)	tert-Butylbenzene	14.503	91	426973	40.81	ug/L		100
90)	1,2,4-Trimethylbenzene	14.545	105	741467	40.85	ug/L		90
91)	Pentachloroethane	14.545	167	114121	38.70	ug/L	#	67
92)	sec-Butylbenzene	14.618	105	897118	41.06	ug/L		99
93)	4-Isopropyltoluene	14.704	119	746543	41.39	ug/L		96
94)	1,3-Dichlorobenzene	14.807	146	376478	39.35	ug/L		94
95)	1,4-Dichlorobenzene	14.862	146	383499	38.94	ug/L		96
96)	n-Butylbenzene	14.990	92	411492	37.26	ug/L		96
97)	Benzyl Chloride	15.021	126	94854	35.12	ug/L	#	44
98)	1,2-Dichlorobenzene	15.161	146	360566	38.87	ug/L		97
99)	1,2-Dibromo-3-Chloropr...	15.691	75	45783	39.71	ug/L		83
100)	Hexachlorobutadiene	16.106	225	93302	34.46	ug/L		87
101)	1,2,4-Trichlorobenzene	16.167	180	238131	38.73	ug/L		97
102)	Naphthalene	16.423	128	714458	38.56	ug/L		56
103)	1,2,3-Trichlorobenzene	16.569	180	226804	38.31	ug/L		98
105)	Ethanol	5.443	45	58211	859.94	ug/L		93
106)	Acrolein	6.077	56	186239	214.37	ug/L		96
107)	Tert butyl alcohol	7.181	59	249224	421.29	ug/L	#	70

Quantitation Report (QT Reviewed)

Data Path : C:\msdchem\1\data\2018-12-18\
Data File : 3C3215.D
Acq On : 18 Dec 2018 12:15 pm
Operator : seanp
Sample : CC0121-5
Misc : MS42126,V3C123,,,,,
ALS Vial : 51 Sample Multiplier: 1

Quant Time: Dec 18 12:32:39 2018
Quant Method : C:\msdchem\1\methods\2018-12-14APP9-3C_AQ.m
Quant Title : SW-846 Method 5035A/8260B
QLast Update : Mon Dec 17 15:54:58 2018
Response via : Initial Calibration

Compound	R.T.	QIon	Response	Conc	Units		Dev(Min)
108) Isobutyl alcohol	10.235	42	130443	931.60	ug/L	#	58
109) Tert Amyl Alcohol	10.345	59	176675	425.67	ug/L		75
110) 1,4-Dioxane	11.418	88	43433	785.86	ug/L		74
111) 3,3-dimethyl-1-butanol	12.936	57	1143561	2000.13	ug/L		98

(#) = qualifier out of range (m) = manual integration (+) = signals summed

Quantitation Report (QT Reviewed)

Data Path : C:\msdchem\1\data\2018-12-18\
Data File : 3C3215.D
Acq On : 18 Dec 2018 12:15 pm
Operator : seanp
Sample : CC0121-5
Misc : MS42126,V3C123,,,,,
ALS Vial : 51 Sample Multiplier: 1

Quant Time: Dec 18 12:32:39 2018
Quant Method : C:\msdchem\1\methods\2018-12-14APP9-3C_AQ.m
Quant Title : SW-846 Method 5035A/8260B
QLast Update : Mon Dec 17 15:54:58 2018
Response via : Initial Calibration

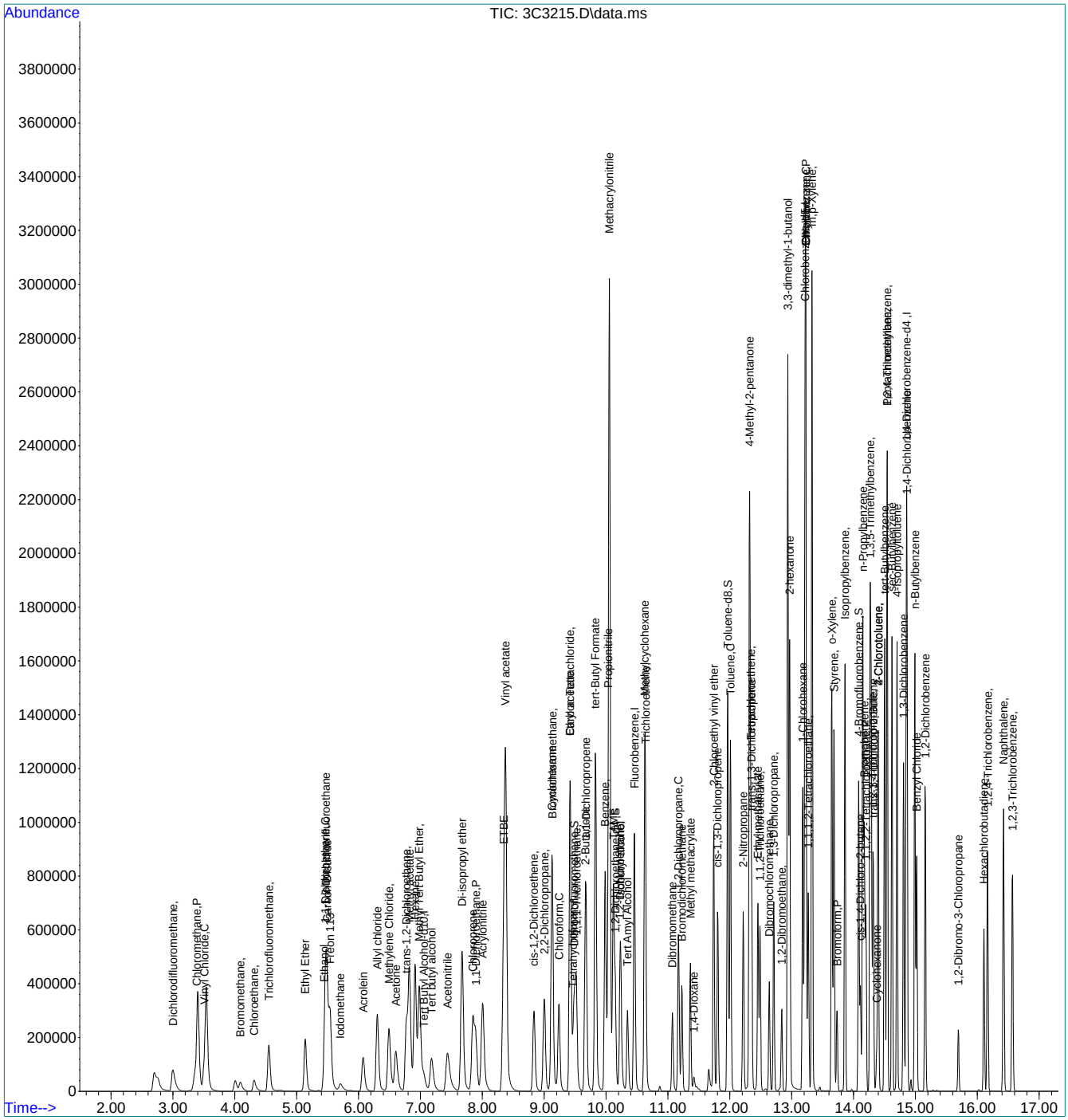

Quantitation Report (QT Reviewed)

Data Path : C:\msdchem\1\data\2018-12-18\
Data File : 3C3241.D
Acq On : 19 Dec 2018 12:37 am
Operator : seanp
Sample : ECC0121-5
Misc : MS42163,V3C123,,,,,
ALS Vial : 76 Sample Multiplier: 1

Quant Time: Dec 19 10:37:28 2018
Quant Method : C:\msdchem\1\methods\2018-12-14APP9-3C_AQ.m
Quant Title : SW-846 Method 5035A/8260B
QLast Update : Mon Dec 17 15:54:58 2018
Response via : Initial Calibration

Compound	R.T.	QIon	Response	Conc	Units	Dev(Min)
Internal Standards						
1) Fluorobenzene	10.461	96	814245	50.00	ug/L	0.00
55) Chlorobenzene-d5	13.216	117	600096	50.00	ug/L	0.00
77) 1,4-Dichlorobenzene-d4	14.856	152	302661	50.00	ug/L	0.00
104) Tert Butyl Alcohol-d10	7.053	65	114980	250.00	ug/L	0.00
System Monitoring Compounds						
35) Dibromofluoromethane	9.491	113	190011	50.35	ug/L	0.00
Spiked Amount 50.000	Range 83 - 118		Recovery = 100.70%			
45) 1,2-Dichloroethane-d4	10.150	65	252263	53.59	ug/L	0.00
Spiked Amount 50.000	Range 79 - 125		Recovery = 107.18%			
56) Toluene-d8	11.966	98	796683	48.70	ug/L	0.00
Spiked Amount 50.000	Range 85 - 112		Recovery = 97.40%			
78) 4-Bromofluorobenzene	14.082	174	232884	49.24	ug/L	0.00
Spiked Amount 50.000	Range 83 - 118		Recovery = 98.48%			
Target Compounds						Qvalue
2) Dichlorodifluoromethane	3.005	85	194858	40.59	ug/L	98
3) Chloromethane	3.389	50	266295	36.61	ug/L	96
4) Vinyl Chloride	3.511	62	236192	41.75	ug/L	98
5) Bromomethane	4.096	94	28501	10.25	ug/L	90
6) Chloroethane	4.315	64	56129	27.51	ug/L	94
7) Trichlorofluoromethane	4.553	101	224472	36.74	ug/L	99
8) Ethyl Ether	5.138	59	177967	42.23	ug/L	91
9) 1,2-Dichlorotrifluoroe...	5.480	67	205304	42.40	ug/L	95
10) 1,1-Dichloroethene	5.455	61	273398	43.67	ug/L	92
11) Freon 113	5.535	101	163621	41.99	ug/L	94
12) Carbon Disulfide	5.492	76	455208	44.02	ug/L	84
13) Iodomethane	5.711	142	95827	24.62	ug/L	91
14) Allyl chloride	6.303	41	320796	42.26	ug/L	92
15) Methylene Chloride	6.492	49	276828	41.28	ug/L	89
16) Acetone	6.608	43	377342	224.72	ug/L	98
17) Methyl acetate	6.821	43	979586	225.81	ug/L	72
18) trans-1,2-Dichloroethene	6.772	61	256361	41.63	ug/L	95
19) Hexane	6.912	56	160647	36.32	ug/L #	86
20) Methyl Tert Butyl Ether	6.986	73	544460	42.48	ug/L	95
21) Acetonitrile	7.443	41	369772	448.24	ug/L	96
22) Di-isopropyl ether	7.675	45	737891	44.18	ug/L	92
23) Chloroprene	7.845	53	267168	37.79	ug/L	85
24) 1,1-Dichloroethane	7.894	63	329844	41.72	ug/L	97
25) Acrylonitrile	8.010	53	478527	213.69	ug/L	94
26) ETBE	8.345	59	663038	42.95	ug/L	99
27) Vinyl acetate	8.376	43	2627488	230.01	ug/L	97
28) cis-1,2-Dichloroethene	8.839	96	174342	40.12	ug/L	87
29) 2,2-Dichloropropane	9.004	77	230386	37.11	ug/L	92
30) Bromochloromethane	9.132	128	80932	40.21	ug/L #	60
31) Cyclohexane	9.125	56	372443	42.88	ug/L	95
32) Chloroform	9.241	83	305309	41.97	ug/L	95
33) Ethyl acetate	9.418	43	1285787	228.26	ug/L	97
34) Tetrahydrofuran	9.467	42	93950	44.34	ug/L	85
36) Carbon Tetrachloride	9.424	117	226506	40.12	ug/L	95
37) 1,1,1-Trichloroethane	9.516	97	293193	42.94	ug/L	95
38) 2-Butanone	9.662	43	625912	227.65	ug/L	95
39) 1,1-Dichloropropene	9.674	75	247670	41.97	ug/L	84
40) tert-Butyl Formate	9.833	59	666432	170.50	ug/L	96
41) Propionitrile	10.034	54	387531	448.72	ug/L	84
42) Methacrylonitrile	10.052	41	1706170	478.27	ug/L	99
43) Benzene	9.985	78	713121	40.50	ug/L	87

Quantitation Report (QT Reviewed)

Data Path : C:\msdchem\1\data\2018-12-18\
Data File : 3C3241.D
Acq On : 19 Dec 2018 12:37 am
Operator : seanp
Sample : ECC0121-5
Misc : MS42163,V3C123,,,,,
ALS Vial : 76 Sample Multiplier: 1

Quant Time: Dec 19 10:37:28 2018
Quant Method : C:\msdchem\1\methods\2018-12-14APP9-3C_AQ.m
Quant Title : SW-846 Method 5035A/8260B
QLast Update : Mon Dec 17 15:54:58 2018
Response via : Initial Calibration

	Compound	R.T.	QIon	Response	Conc	Units		Dev(Min)
44)	TAME	10.119	73	545208	42.51	ug/L		90
46)	1,2-Dichloroethane	10.229	62	272096	43.64	ug/L		95
47)	Trichloroethene	10.637	95	182705	42.36	ug/L		92
48)	Methylcyclohexane	10.625	83	311663	40.74	ug/L		92
49)	Dibromomethane	11.070	93	108273	42.87	ug/L		95
50)	1,2-Dichloropropane	11.174	63	195705	41.84	ug/L		84
51)	Bromodichloromethane	11.223	83	225411	43.78	ug/L	#	96
52)	Methyl methacrylate	11.363	41	226272	44.42	ug/L		90
53)	2-Chloroethyl vinyl ether	11.741	63	314253	124.13	ug/L		93
54)	cis-1,3-Dichloropropene	11.802	75	298122	41.82	ug/L		80
57)	Toluene	12.009	91	745222	39.16	ug/L		98
58)	2-Nitropropane	12.216	41	344090	210.18	ug/L		76
59)	4-Methyl-2-pentanone	12.320	43	1265723	224.08	ug/L		96
60)	trans-1,3-Dichloropropene	12.350	75	264116	39.71	ug/L		90
61)	Tetrachloroethene	12.338	166	180831	41.23	ug/L		99
62)	Ethyl methacrylate	12.454	69	265959	39.84	ug/L		83
63)	1,1,2-Trichloroethane	12.491	83	139562	40.57	ug/L		89
64)	Dibromochloromethane	12.637	129	167134	37.40	ug/L		99
65)	1,3-Dichloropropane	12.710	76	305531	40.57	ug/L		88
66)	1,2-Dibromoethane	12.838	107	168844	41.26	ug/L		100
67)	2-hexanone	12.966	43	1164635	234.94	ug/L		93
68)	1-Chlorohexane	13.180	91	244894	39.34	ug/L		82
69)	Ethylbenzene	13.228	91	863213	39.89	ug/L		96
70)	Chlorobenzene	13.228	112	463582	39.28	ug/L		84
71)	1,1,1,2-Tetrachloroethane	13.265	131	165478	41.75	ug/L		91
72)	m,p-Xylene	13.326	91	1351214	82.35	ug/L	#	67
73)	o-Xylene	13.649	91	688327	41.05	ug/L		95
74)	Styrene	13.686	104	527928	41.75	ug/L		95
75)	Bromoform	13.734	173	109323	36.60	ug/L		98
76)	Isopropylbenzene	13.862	105	795557	41.39	ug/L		96
79)	cis-1,4-Dichloro-2-butene	14.112	53	26134	10.60	ug/L	#	74
80)	n-Propylbenzene	14.149	91	1020140	39.32	ug/L		85
81)	Bromobenzene	14.173	156	192768	38.12	ug/L		100
82)	1,1,2,2-Tetrachloroethane	14.198	83	232652	40.72	ug/L		96
83)	1,3,5-Trimethylbenzene	14.265	105	691810	39.78	ug/L		83
84)	2-Chlorotoluene	14.399	91	623755	39.22	ug/L		91
85)	trans-1,4-Dichloro-2-B...	14.320	53	25905	12.32	ug/L	#	1
86)	1,2,3-Trichloropropane	14.313	110	75379	40.83	ug/L		93
87)	Cyclohexanone	14.368	55	43543	185.26	ug/L		88
88)	4-Chlorotoluene	14.399	91	623755	39.22	ug/L		92
89)	tert-Butylbenzene	14.502	91	421500	40.63	ug/L		99
90)	1,2,4-Trimethylbenzene	14.545	105	724723	40.28	ug/L		90
91)	Pentachloroethane	14.545	167	102797	35.11	ug/L	#	66
92)	sec-Butylbenzene	14.618	105	868811	40.11	ug/L		98
93)	4-Isopropyltoluene	14.704	119	721123	40.33	ug/L		96
94)	1,3-Dichlorobenzene	14.807	146	367122	38.70	ug/L		93
95)	1,4-Dichlorobenzene	14.862	146	373489	38.25	ug/L		95
96)	n-Butylbenzene	14.990	92	383412	35.00	ug/L		96
97)	Benzyl Chloride	15.021	126	71097	26.64	ug/L	#	42
98)	1,2-Dichlorobenzene	15.155	146	355796	38.69	ug/L		94
99)	1,2-Dibromo-3-Chloropr...	15.691	75	48766	42.66	ug/L		82
100)	Hexachlorobutadiene	16.106	225	87279	32.49	ug/L		86
101)	1,2,4-Trichlorobenzene	16.167	180	233436	38.29	ug/L		98
102)	Naphthalene	16.423	128	734086	39.97	ug/L		56
103)	1,2,3-Trichlorobenzene	16.569	180	225160	38.36	ug/L		97
105)	Ethanol	5.462	45	63285	850.42	ug/L		97
106)	Acrolein	6.071	56	181848	190.60	ug/L		91
107)	Tert butyl alcohol	7.181	59	278413	428.54	ug/L		71

Quantitation Report (QT Reviewed)

Data Path : C:\msdchem\1\data\2018-12-18\
Data File : 3C3241.D
Acq On : 19 Dec 2018 12:37 am
Operator : seanp
Sample : ECC0121-5
Misc : MS42163,V3C123,,,,,
ALS Vial : 76 Sample Multiplier: 1

Quant Time: Dec 19 10:37:28 2018
Quant Method : C:\msdchem\1\methods\2018-12-14APP9-3C_AQ.m
Quant Title : SW-846 Method 5035A/8260B
QLast Update : Mon Dec 17 15:54:58 2018
Response via : Initial Calibration

Compound	R.T.	QIon	Response	Conc	Units		Dev(Min)
108) Isobutyl alcohol	10.241	42	146319	951.52	ug/L	#	58
109) Tert Amyl Alcohol	10.345	59	203170	445.73	ug/L		74
110) 1,4-Dioxane	11.418	88	47335	779.49	ug/L	#	73
111) 3,3-dimethyl-1-butanol	12.936	57	1288405	2055.05	ug/L		98

(#) = qualifier out of range (m) = manual integration (+) = signals summed

Quantitation Report (QT Reviewed)

Data Path : C:\msdchem\1\data\2018-12-18\
Data File : 3C3241.D
Acq On : 19 Dec 2018 12:37 am
Operator : seanp
Sample : ECC0121-5
Misc : MS42163,V3C123,,,,,
ALS Vial : 76 Sample Multiplier: 1

Quant Time: Dec 19 10:37:28 2018
Quant Method : C:\msdchem\1\methods\2018-12-14APP9-3C_AQ.m
Quant Title : SW-846 Method 5035A/8260B
QLast Update : Mon Dec 17 15:54:58 2018
Response via : Initial Calibration

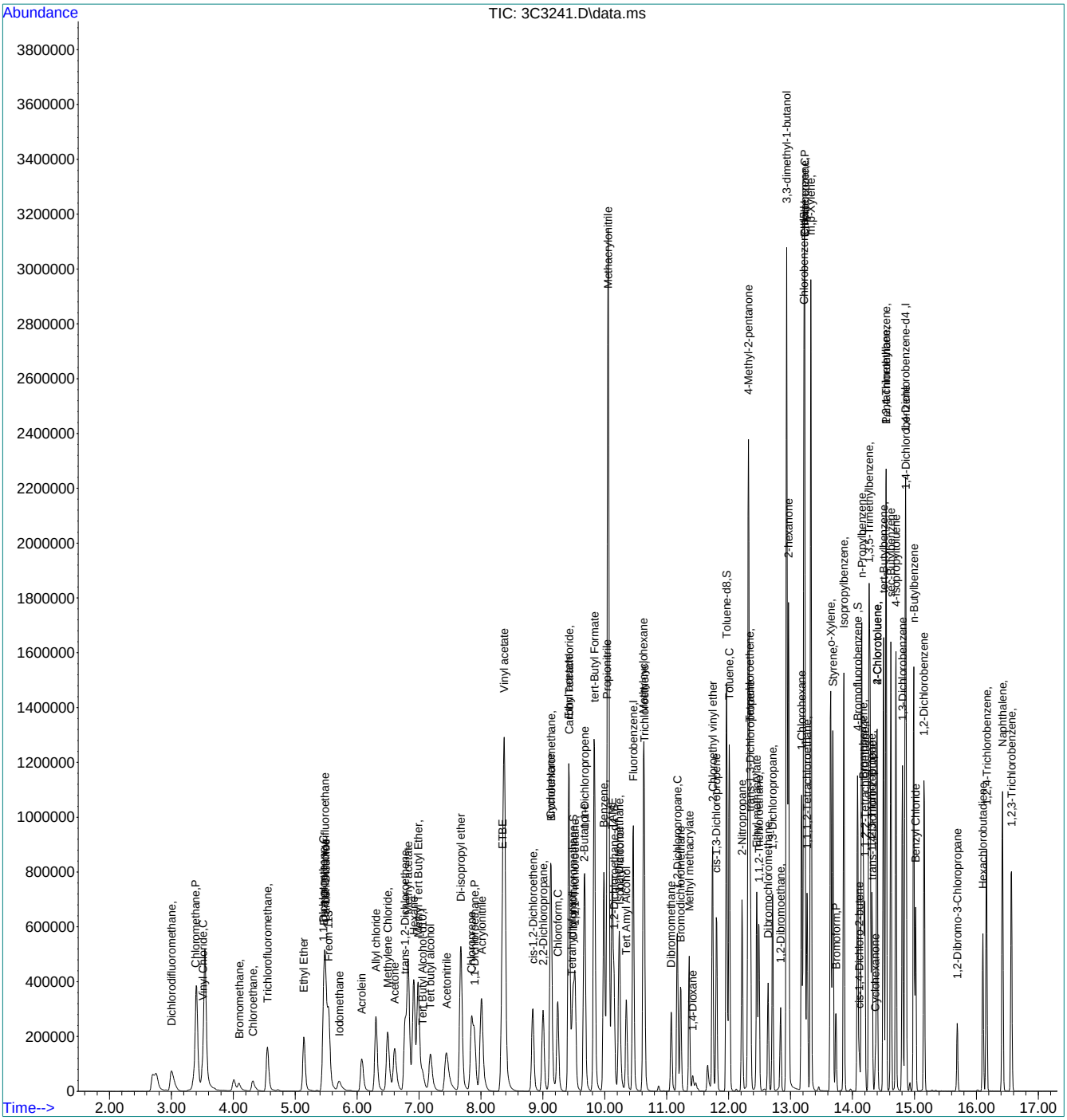

Manual Integrations APPROVED (compounds with "m" flag)
Juan Garcia 12/12/18 17:18

Quantitation Report (QT Reviewed)

Data Path : C:\msdchem\2\DATA\121118\
Data File : C0129089.D
Acq On : 11 Dec 2018 2:53 pm
Operator : SHANICAO
Sample : IC5121-1 Inst : MSVOA5
Misc : MS42084,VC5121,,,,,
ALS Vial : 5 Sample Multiplier: 1

Quant Time: Dec 12 07:52:03 2018
Quant Method : C:\msdchem\2\METHODS\RTXVMS121118.M
Quant Title : SW-846 Method 5035A/8260B
QLast Update : Wed Dec 12 07:46:56 2018
Response via : Initial Calibration

Compound	R.T.	QIon	Response	Conc	Units		Dev(Min)
Internal Standards							
1) Fluorobenzene	10.558	96	481945	50.00	ug/L		0.00
56) Chlorobenzene-d5	13.436	117	343424	50.00	ug/L		0.00
78) 1,4-Dichlorobenzene-d4	15.102	152	172669	50.00	ug/L		0.00
106) Tert Butyl Alcohol-d10	6.859	65	122107	250.00	ug/L		-0.04
System Monitoring Compounds							
36) Dibromofluoromethane	9.500	113	115727	58.23	ug/L		0.00
Spiked Amount 50.000	Range 83 - 118		Recovery = 116.46%				
46) 1,2-Dichloroethane-d4	10.217	65	155353	84.33	ug/L		0.00
Spiked Amount 50.000	Range 79 - 125		Recovery = 168.66%#				
57) Toluene-d8	12.152	98	481148	45.30	ug/L		0.00
Spiked Amount 50.000	Range 85 - 112		Recovery = 90.60%				
79) 4-Bromofluorobenzene	14.324	174	132198	48.07	ug/L		0.00
Spiked Amount 50.000	Range 83 - 118		Recovery = 96.14%				
Target Compounds							Qvalue
2) Dichlorodifluoromethane	2.875	85	1876	0.49	ug/L	#	42
3) Chloromethane	3.246	50	2389m	0.51	ug/L		
4) 1,3-butadiene	3.398	39	2613	0.63	ug/L		94
5) Vinyl Chloride	3.355	62	2135	0.50	ug/L	#	43
8) Trichlorofluoromethane	4.389	101	3697	0.69	ug/L		96
9) Ethyl Ether	4.949	59	1916	0.84	ug/L	#	53
10) 1,2-Dichlorotrifluoroe...	5.302	67	1975	0.47	ug/L	#	49
11) 1,1-Dichloroethene	5.278	61	2650	0.44	ug/L	#	79
12) Freon 113	5.363	101	1345	0.48	ug/L	#	51
13) Carbon Disulfide	5.302	76	6356m	0.75	ug/L		
15) Allyl chloride	6.117	41	1981	0.30	ug/L		82
16) Methylene Chloride	6.312	49	5779	1.19	ug/L		92
17) Acetone	6.409	43	5611m	14.73	ug/L		
18) Methyl acetate	6.628	43	11822	11.24	ug/L		90
19) trans-1,2-Dichloroethene	6.598	61	2931	0.54	ug/L		79
20) Hexane	6.719	56	1645	0.49	ug/L	#	55
21) Methyl Tert Butyl Ether	6.774	73	6963	1.11	ug/L		72
22) Acetonitrile	7.249	41	2701	16.88	ug/L		84
23) Di-isopropyl ether	7.486	45	9042	0.68	ug/L		90
24) Chloroprene	7.644	53	1443	0.26	ug/L	#	83
25) 1,1-Dichloroethane	7.717	63	3579	0.57	ug/L		92
26) Acrylonitrile	7.814	52	4313	11.87	ug/L		79
27) ETBE	8.149	59	8434	0.89	ug/L		89
28) Vinyl acetate	8.192	43	30240	7.83	ug/L		100
29) cis-1,2-Dichloroethene	8.721	96	1644	0.57	ug/L		85
30) 2,2-Dichloropropane	8.891	77	3596m	0.68	ug/L		
31) Bromochloromethane	9.080	128	390m	0.40	ug/L		
32) Cyclohexane	9.074	56	3866m	0.59	ug/L		
33) Chloroform	9.220	83	3808	0.74	ug/L		78
34) Ethyl acetate	9.414	43	16380	12.23	ug/L		91
35) Tetrahydrofuran	9.457	42	2345	4.96	ug/L	#	73
37) Carbon Tetrachloride	9.414	117	2619	0.61	ug/L	#	69
38) 1,1,1-Trichloroethane	9.524	97	3317	0.64	ug/L		97

Quantitation Report (QT Reviewed)

Data Path : C:\msdchem\2\DATA\121118\
Data File : C0129089.D
Acq On : 11 Dec 2018 2:53 pm
Operator : SHANICAO
Sample : IC5121-1 Inst : MSVOA5
Misc : MS42084,VC5121,,,,,
ALS Vial : 5 Sample Multiplier: 1

Quant Time: Dec 12 07:52:03 2018
Quant Method : C:\msdchem\2\METHODS\RTXVMS121118.M
Quant Title : SW-846 Method 5035A/8260B
QLast Update : Wed Dec 12 07:46:56 2018
Response via : Initial Calibration

Compound	R.T.	QIon	Response	Conc	Units		Dev(Min)
39) 2-Butanone	9.688	43	8087	13.93	ug/L		92
40) 1,1-Dichloropropene	9.700	75	2743	0.63	ug/L		93
41) tert-Butyl formate	9.865	59	12358	14.58	ug/L		93
42) Propionitrile	10.090	54	5286	34.49	ug/L		93
43) Methacrylonitrile	10.108	41	22167	26.77	ug/L		96
44) Benzene	10.047	78	8160	0.68	ug/L		95
45) TAME	10.193	73	7244	1.06	ug/L		89
47) 1,2-Dichloroethane	10.315	62	3428	1.21	ug/L		93
48) Trichloroethene	10.771	95	2109	0.65	ug/L		83
49) Methylcyclohexane	10.741	83	3624	0.70	ug/L	#	80
50) Dibromomethane	11.233	93	1136	1.12	ug/L		84
51) 1,2-Dichloropropane	11.319	63	1961	0.68	ug/L		76
52) Bromodichloromethane	11.392	83	2677	0.82	ug/L		94
53) Methyl methacrylate	11.544	41	1930	1.32	ug/L	#	82
54) 2-Chloroethyl vinyl ether	11.927	63	8621	10.83	ug/L		89
55) cis-1,3-Dichloropropene	12.000	75	3588	0.86	ug/L		87
58) Toluene	12.201	91	8390	0.60	ug/L		83
59) 2-Nitropropane	12.414	41	5073	12.42	ug/L		97
60) 4-Methyl-2-pentanone	12.517	43	19265	11.24	ug/L		98
61) trans-1,3-Dichloropropene	12.566	75	3555	1.07	ug/L		93
62) Tetrachloroethene	12.547	166	1976	0.55	ug/L		81
63) Ethyl methacrylate	12.675	69	2905	1.26	ug/L		81
64) 1,1,2-Trichloroethane	12.706	83	1721	1.23	ug/L	#	63
65) Dibromochloromethane	12.858	129	1901	0.98	ug/L		71
66) 1,3-Dichloropropane	12.931	76	3785	1.21	ug/L		84
67) 1,2-Dibromoethane	13.058	107	1933	1.33	ug/L		76
68) 2-hexanone	13.192	43	19090	14.08	ug/L		95
69) 1-Chlorohexane	13.405	91	2932	0.61	ug/L	#	82
70) Ethylbenzene	13.454	91	10321	0.60	ug/L		99
71) Chlorobenzene	13.454	112	5618	0.69	ug/L		76
72) 1,1,1,2-Tetrachloroethane	13.496	131	2025	0.74	ug/L		82
73) m,p-Xylene	13.557	91	15800	1.17	ug/L		94
74) o-Xylene	13.880	91	8023	0.63	ug/L		89
75) Styrene	13.922	104	5710	0.64	ug/L		92
76) Bromoform	13.971	173	1527	1.52	ug/L		97
77) Isopropylbenzene	14.099	105	9508	0.60	ug/L		87
80) cis-1,4-Dichloro-2-butene	14.360	53	591m	1.07	ug/L		
81) n-Propylbenzene	14.391	91	10740	0.53	ug/L		95
82) Bromobenzene	14.415	156	2292	0.69	ug/L		90
83) 1,1,2,2-Tetrachloroethane	14.445	83	2794	1.45	ug/L		90
84) 1,3,5-Trimethylbenzene	14.506	105	7393	0.55	ug/L		98
85) 2-Chlorotoluene	14.525	91	7327	0.56	ug/L		92
86) trans-1,4-Dichloro-2-B...	14.360	53	591m	1.07	ug/L		
87) 1,2,3-Trichloropropane	14.561	110	824m	1.64	ug/L		
89) 4-Chlorotoluene	14.640	91	7461	0.64	ug/L		86
90) tert-Butylbenzene	14.744	91	4944	0.60	ug/L		93
92) 1,2,4-Trimethylbenzene	14.786	105	7973	0.56	ug/L		89
93) Pentachloroethane	14.792	167	1171	0.64	ug/L	#	89
94) sec-Butylbenzene	14.865	105	9168	0.57	ug/L		96
95) 4-Isopropyltoluene	14.950	119	7570	0.57	ug/L		96

Quantitation Report (QT Reviewed)

Data Path : C:\msdchem\2\DATA\121118\
Data File : C0129089.D
Acq On : 11 Dec 2018 2:53 pm
Operator : SHANICAO
Sample : IC5121-1 Inst : MSVOA5
Misc : MS42084,VC5121,,,,,
ALS Vial : 5 Sample Multiplier: 1

Quant Time: Dec 12 07:52:03 2018
Quant Method : C:\msdchem\2\METHODS\RTXVMS121118.M
Quant Title : SW-846 Method 5035A/8260B
QLast Update : Wed Dec 12 07:46:56 2018
Response via : Initial Calibration

Compound	R.T.	QIon	Response	Conc	Units		Dev(Min)
96) 1,3-Dichlorobenzene	15.054	146	4225	0.64	ug/L		98
97) 1,4-Dichlorobenzene	15.109	146	4525m	0.70	ug/L		
98) n-Butylbenzene	15.236	92	3928	0.60	ug/L		89
99) Benzyl Chloride	15.267	126	1155m	1.70	ug/L		
100) 1,2-Dichlorobenzene	15.407	146	3816	0.72	ug/L		84
101) 1,2-Dibromo-3-Chloropr...	15.930	75	605m	1.93	ug/L		
102) Hexachlorobutadiene	16.337	225	650m	0.53	ug/L		
103) 1,2,4-Trichlorobenzene	16.392	180	2408	0.96	ug/L		74
104) Naphthalene	16.642	128	8679	2.36	ug/L		96
105) 1,2,3-Trichlorobenzene	16.782	180	1829	1.10	ug/L		92
108) Acrolein	5.898	56	1338	1.34	ug/L	#	49
109) Tert Butyl Alcohol	6.993	59	5029	5.56	ug/L	#	59
110) Isobutyl alcohol	10.357	43	4642	13.12	ug/L		89
111) Tert Amyl Alcohol	10.461	59	4360	6.40	ug/L		98
113) 3,3-dimethyl-1-butanol	13.168	57	25128	33.73	ug/L		99

(#) = qualifier out of range (m) = manual integration (+) = signals summed

Quantitation Report (QT Reviewed)

Data Path : C:\msdchem\2\DATA\121118\
Data File : C0129089.D
Acq On : 11 Dec 2018 2:53 pm
Operator : SHANICAO
Sample : IC5121-1 Inst : MSVOA5
Misc : MS42084,VC5121,,,,,
ALS Vial : 5 Sample Multiplier: 1

Quant Time: Dec 12 07:52:03 2018
Quant Method : C:\msdchem\2\METHODS\RTXVMS121118.M
Quant Title : SW-846 Method 5035A/8260B
QLast Update : Wed Dec 12 07:46:56 2018
Response via : Initial Calibration

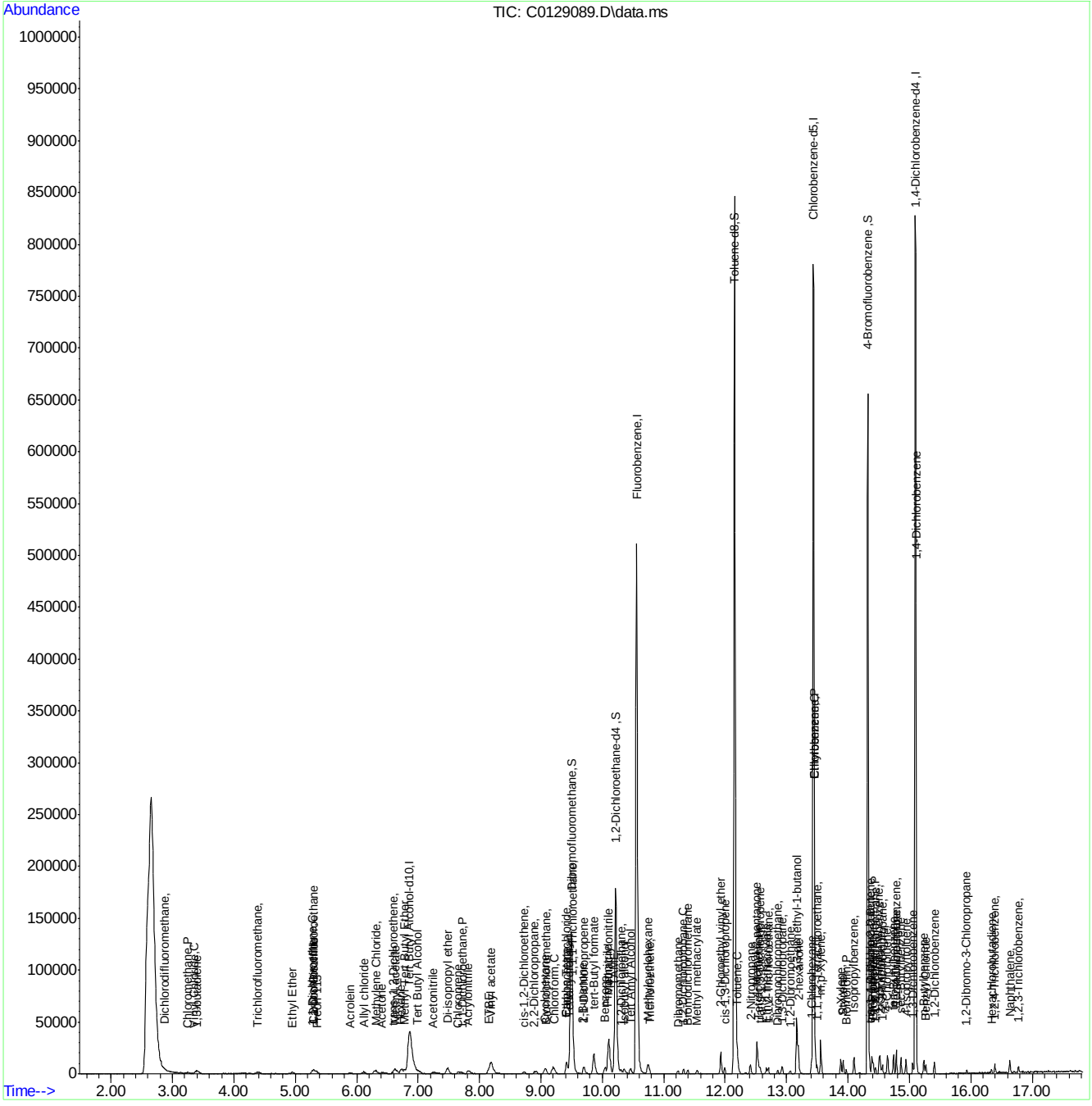

Manual Integration Approval Summary

Sample Number: VC5121-IC5121
Lab FileID: C0129089.D
Injection Time: 12/11/18 14:53

Method: SW846 8260B
Analyst approved: 12/12/18 10:24 Shanica O'Connor
Supervisor approved: 12/12/18 17:18 Juan Garcia

Parameter	CAS	Sig#	R.T. (min.)	Reason
Methyl Chloride	74-87-3		3.25	Poor instrument integration
Carbon Disulfide	75-15-0		5.30	Split peak
Acetone	67-64-1		6.41	Poor instrument integration
2,2-Dichloropropane	594-20-7		8.89	Split peak
Cyclohexane	110-82-7		9.07	Split peak
Bromochloromethane	74-97-5		9.08	Missed peak
trans-1,4-Dichloro-2-Butene	110-57-6		14.36	Missed peak
cis-1,4-Dichloro-2-Butene	1476-11-5		14.36	Missed peak
1,2,3-Trichloropropane	96-18-4		14.56	Missed peak
1,4-Dichlorobenzene	106-46-7		15.11	Missed peak
Benzyl Chloride	100-44-7		15.27	Missed peak
1,2-Dibromo-3-chloropropane	96-12-8		15.93	Missed peak
Hexachlorobutadiene	87-68-3		16.34	Missed peak

Quantitation Report (Qedit)

Data Path : C:\msdchem\2\DATA\121118\
Data File : C0129089.D
Acq On : 11 Dec 2018 2:53 pm
Operator : SHANICAO
Sample : IC5121-1 Inst : MSVOA5
Misc : MS42084,VC5121,,,,,
ALS Vial : 5 Sample Multiplier: 1

Quant Time: Dec 12 07:47:22 2018
Quant Method : C:\msdchem\2\METHODS\RTXVMS121118.M
Quant Title : SW-846 Method 5035A/8260B
QLast Update : Wed Dec 12 07:46:56 2018
Response via : Initial Calibration

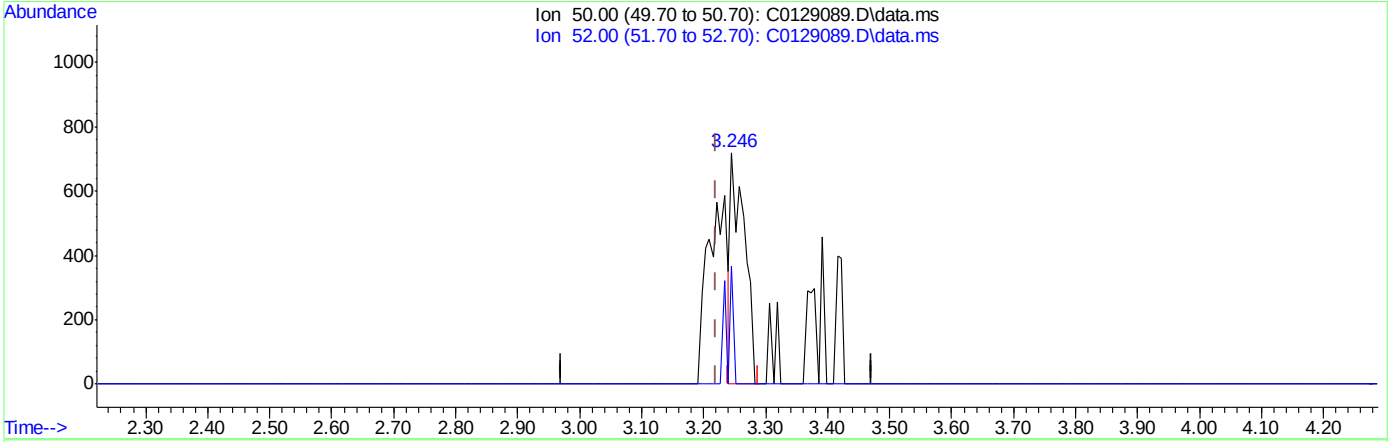

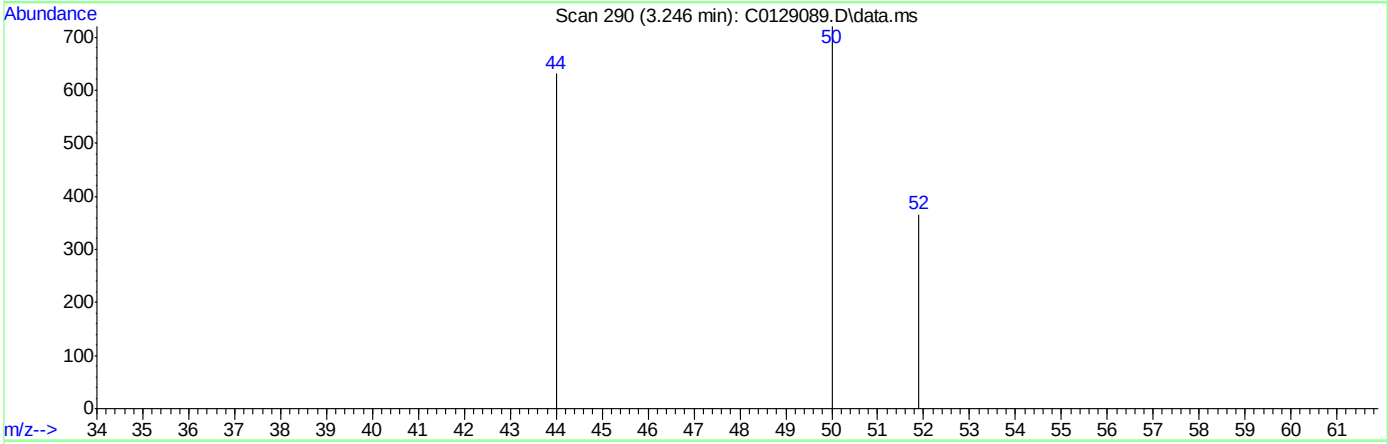

TIC: C0129089.D\data.ms

(3) Chloromethane (P)

3.246min (+0.024) 0.24ug/L

response 1102

Ion	Exp%	Act%
50.00	100	100
52.00	32.30	50.83
0.00	0.00	0.00
0.00	0.00	0.00

Quantitation Report (Qedit)

Data Path : C:\msdchem\2\DATA\121118\
Data File : C0129089.D
Acq On : 11 Dec 2018 2:53 pm
Operator : SHANICAO
Sample : IC5121-1 Inst : MSVOA5
Misc : MS42084,VC5121,,,,,
ALS Vial : 5 Sample Multiplier: 1

Quant Time: Dec 12 07:47:22 2018
Quant Method : C:\msdchem\2\METHODS\RTXVMS121118.M
Quant Title : SW-846 Method 5035A/8260B
QLast Update : Wed Dec 12 07:46:56 2018
Response via : Initial Calibration

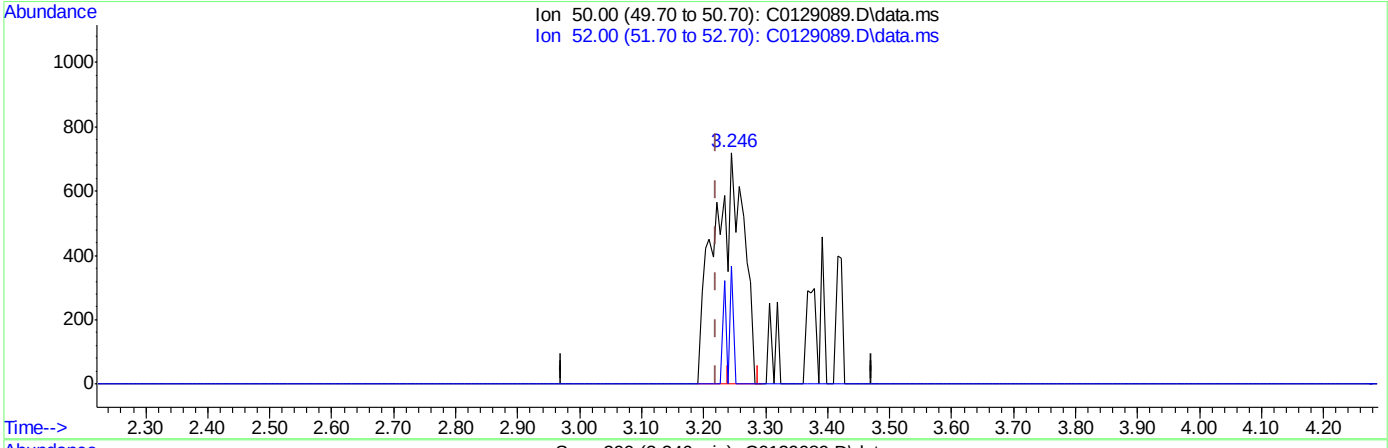

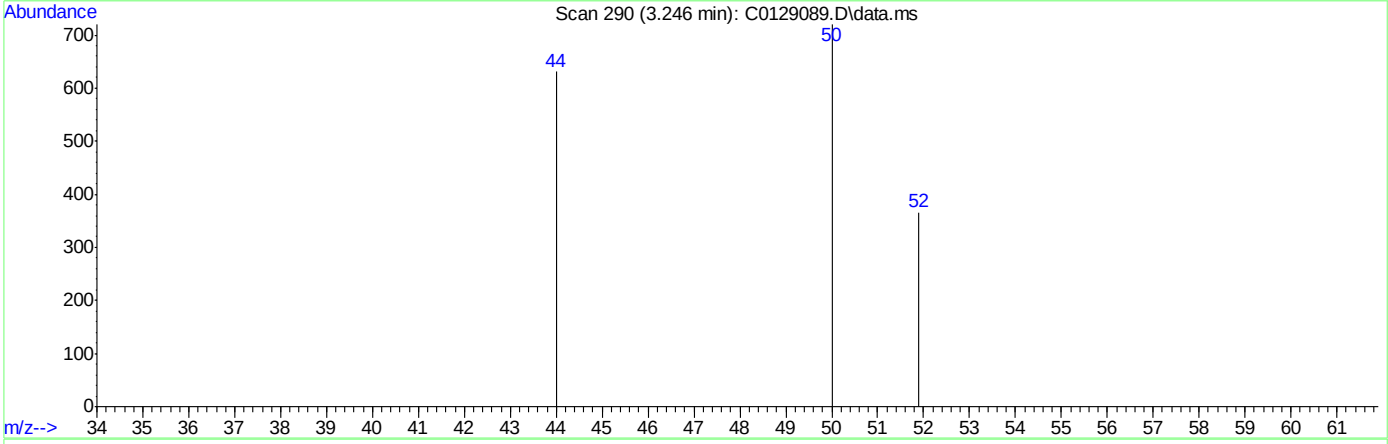

TIC: C0129089.D\data.ms

(3) Chloromethane (P)

3.246min (+0.024) 0.51ug/L m

response 2389

Ion	Exp%	Act%
50.00	100	100
52.00	32.30	50.83
0.00	0.00	0.00
0.00	0.00	0.00

Quantitation Report (Qedit)

Data Path : C:\msdchem\2\DATA\121118\
Data File : C0129089.D
Acq On : 11 Dec 2018 2:53 pm
Operator : SHANICAO
Sample : IC5121-1 Inst : MSVOA5
Misc : MS42084,VC5121,,,,,
ALS Vial : 5 Sample Multiplier: 1

Quant Time: Dec 12 07:47:22 2018
Quant Method : C:\msdchem\2\METHODS\RTXVMS121118.M
Quant Title : SW-846 Method 5035A/8260B
QLast Update : Wed Dec 12 07:46:56 2018
Response via : Initial Calibration

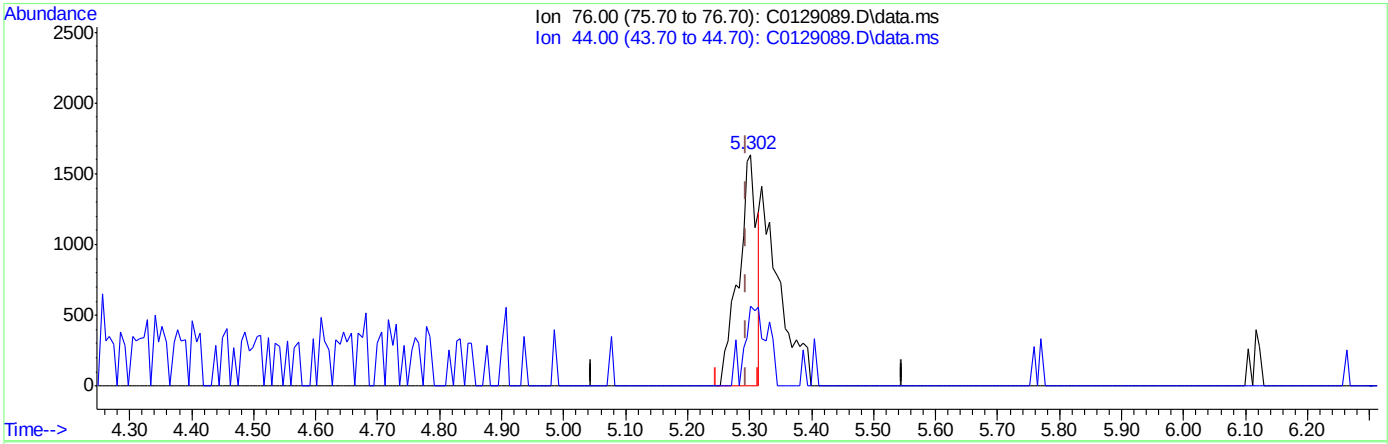

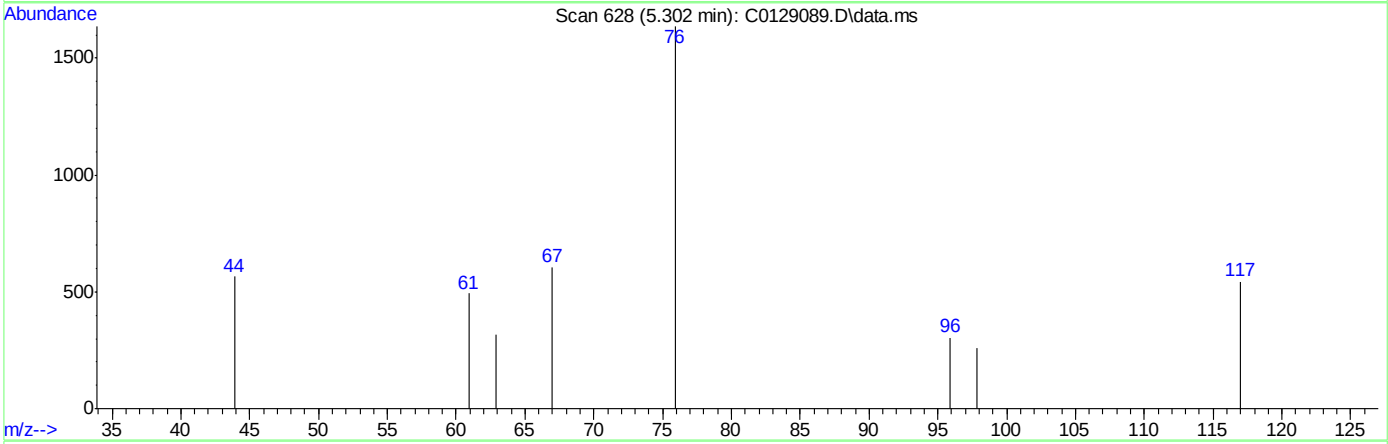

TIC: C0129089.D\data.ms

(13) Carbon Disulfide

5.302min (+0.006) 0.40ug/L

response 3359

Ion	Exp%	Act%
76.00	100	100
44.00	18.70	34.47
0.00	0.00	0.00
0.00	0.00	0.00

Quantitation Report (Qedit)

Data Path : C:\msdchem\2\DATA\121118\
Data File : C0129089.D
Acq On : 11 Dec 2018 2:53 pm
Operator : SHANICAO
Sample : IC5121-1 Inst : MSVOA5
Misc : MS42084,VC5121,,,,,
ALS Vial : 5 Sample Multiplier: 1

Quant Time: Dec 12 07:47:22 2018
Quant Method : C:\msdchem\2\METHODS\RTXVMS121118.M
Quant Title : SW-846 Method 5035A/8260B
QLast Update : Wed Dec 12 07:46:56 2018
Response via : Initial Calibration

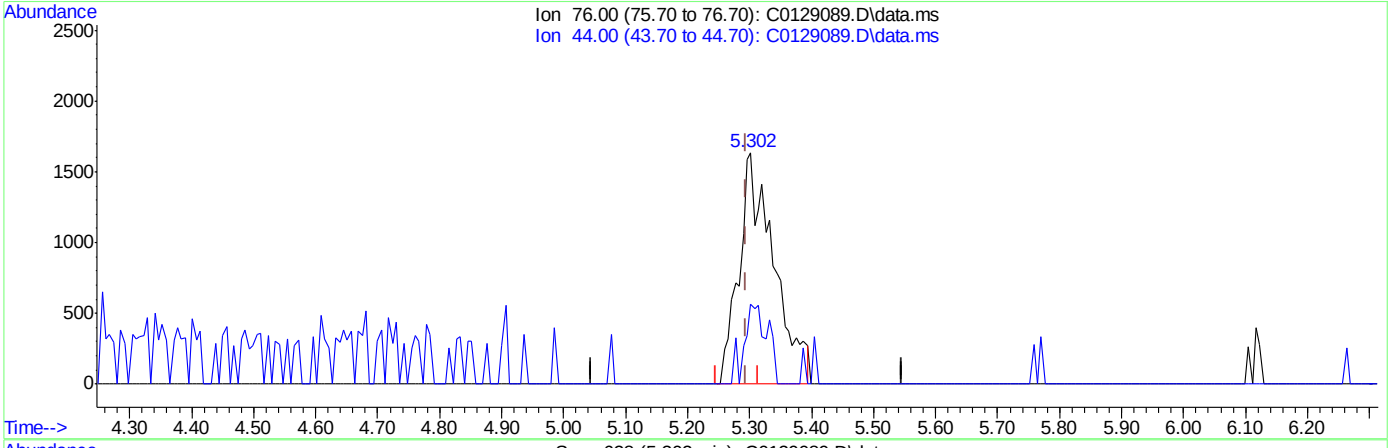

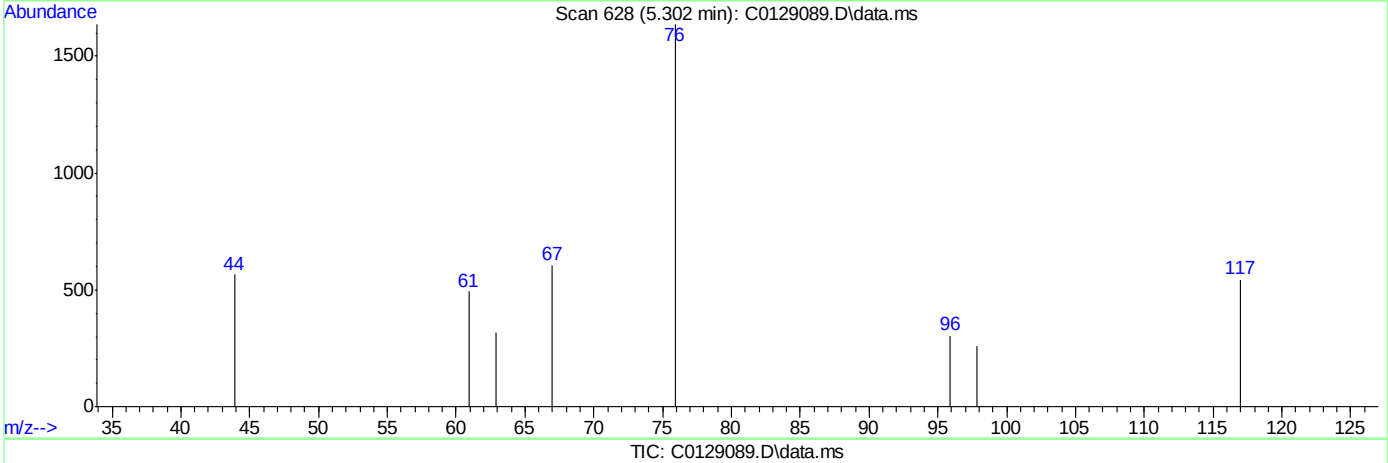

TIC: C0129089.D\data.ms

(13) Carbon Disulfide

5.302min (+0.006) 0.75ug/L m

response 6356

Ion	Exp%	Act%
76.00	100	100
44.00	18.70	34.47
0.00	0.00	0.00
0.00	0.00	0.00

Quantitation Report (Qedit)

Data Path : C:\msdchem\2\DATA\121118\
Data File : C0129089.D
Acq On : 11 Dec 2018 2:53 pm
Operator : SHANICAO
Sample : IC5121-1 Inst : MSVOA5
Misc : MS42084,VC5121,,,,,
ALS Vial : 5 Sample Multiplier: 1

Quant Time: Dec 12 07:47:22 2018
Quant Method : C:\msdchem\2\METHODS\RTXVMS121118.M
Quant Title : SW-846 Method 5035A/8260B
QLast Update : Wed Dec 12 07:46:56 2018
Response via : Initial Calibration

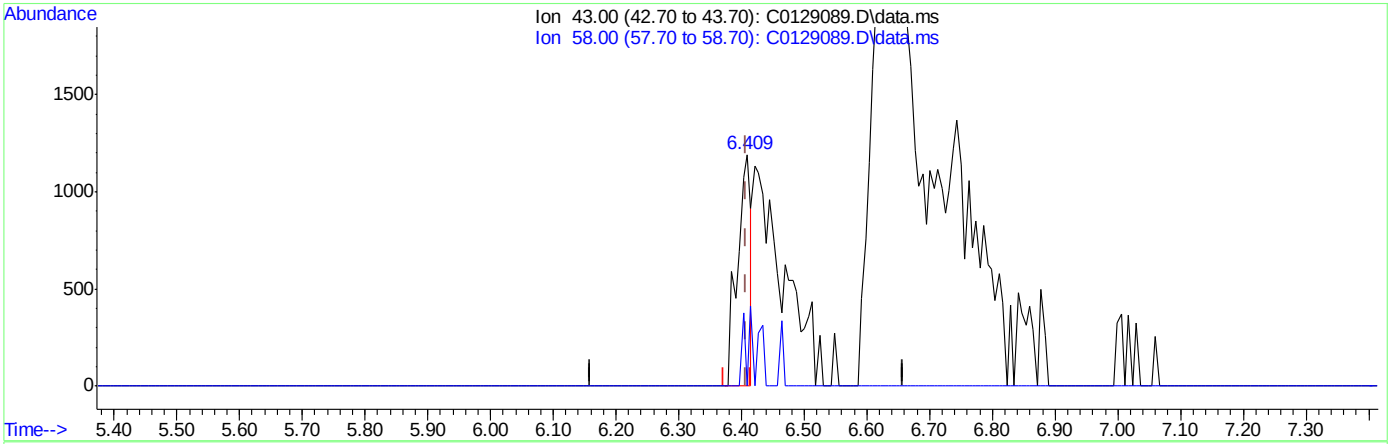

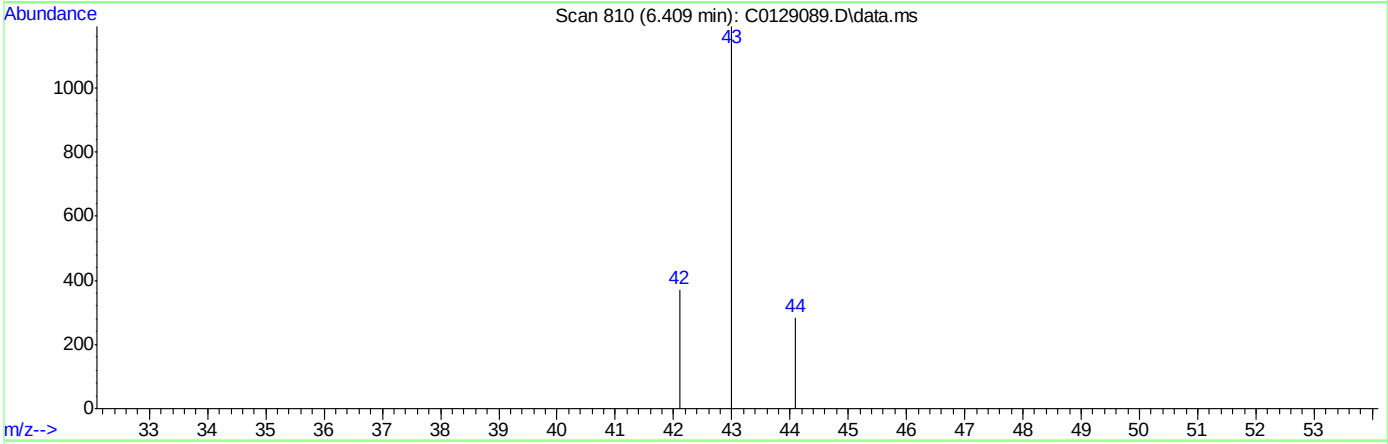

TIC: C0129089.D\data.ms

(17) Acetone

6.409min (+0.000) 4.69ug/L

response 1795

Ion	Exp%	Act%
43.00	100	100
58.00	34.00	0.00#
0.00	0.00	0.00
0.00	0.00	0.00

Quantitation Report (Qedit)

Data Path : C:\msdchem\2\DATA\121118\
Data File : C0129089.D
Acq On : 11 Dec 2018 2:53 pm
Operator : SHANICAO
Sample : IC5121-1 Inst : MSVOA5
Misc : MS42084,VC5121,,,,,
ALS Vial : 5 Sample Multiplier: 1

Quant Time: Dec 12 07:47:22 2018
Quant Method : C:\msdchem\2\METHODS\RTXVMS121118.M
Quant Title : SW-846 Method 5035A/8260B
QLast Update : Wed Dec 12 07:46:56 2018
Response via : Initial Calibration

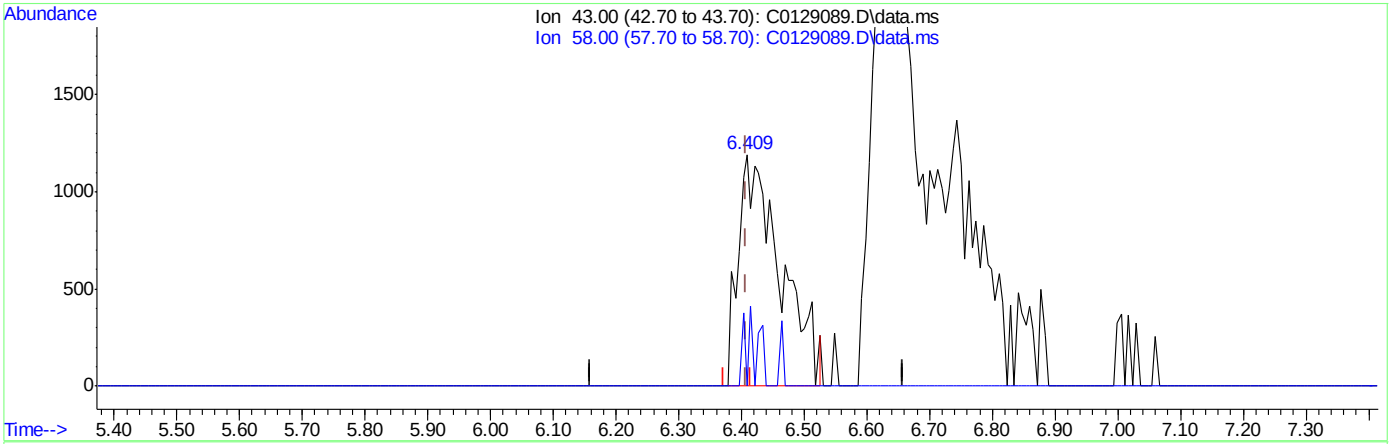

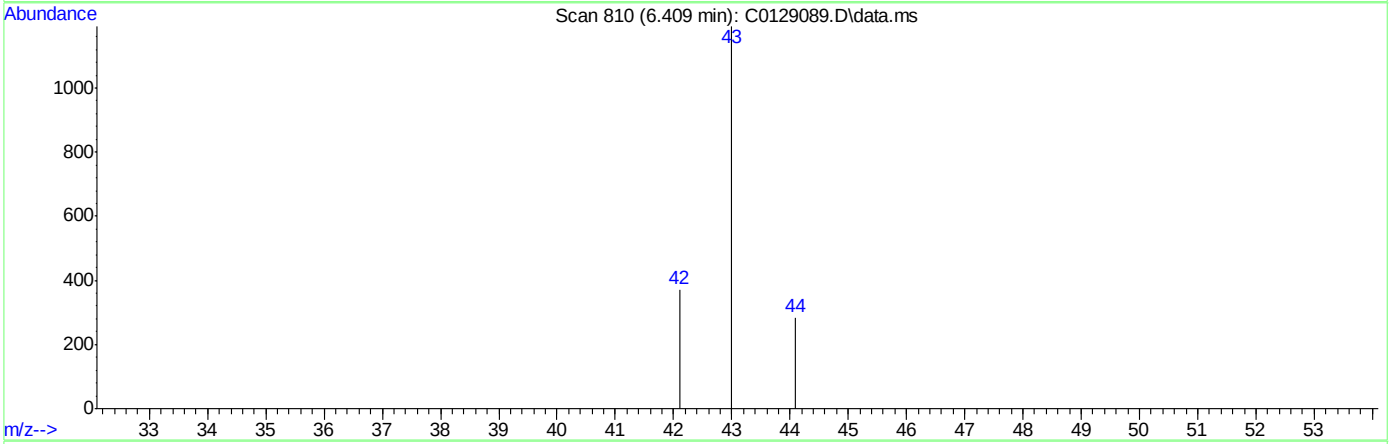

TIC: C0129089.D\data.ms

(17) Acetone

6.409min (+0.000) 14.73ug/L m

response 5611

Ion	Exp%	Act%
43.00	100	100
58.00	34.00	0.00#
0.00	0.00	0.00
0.00	0.00	0.00

Quantitation Report (Qedit)

Data Path : C:\msdchem\2\DATA\121118\
Data File : C0129089.D
Acq On : 11 Dec 2018 2:53 pm
Operator : SHANICAO
Sample : IC5121-1 Inst : MSVOA5
Misc : MS42084,VC5121,,,,,
ALS Vial : 5 Sample Multiplier: 1

Quant Time: Dec 12 07:47:22 2018
Quant Method : C:\msdchem\2\METHODS\RTXVMS121118.M
Quant Title : SW-846 Method 5035A/8260B
QLast Update : Wed Dec 12 07:46:56 2018
Response via : Initial Calibration

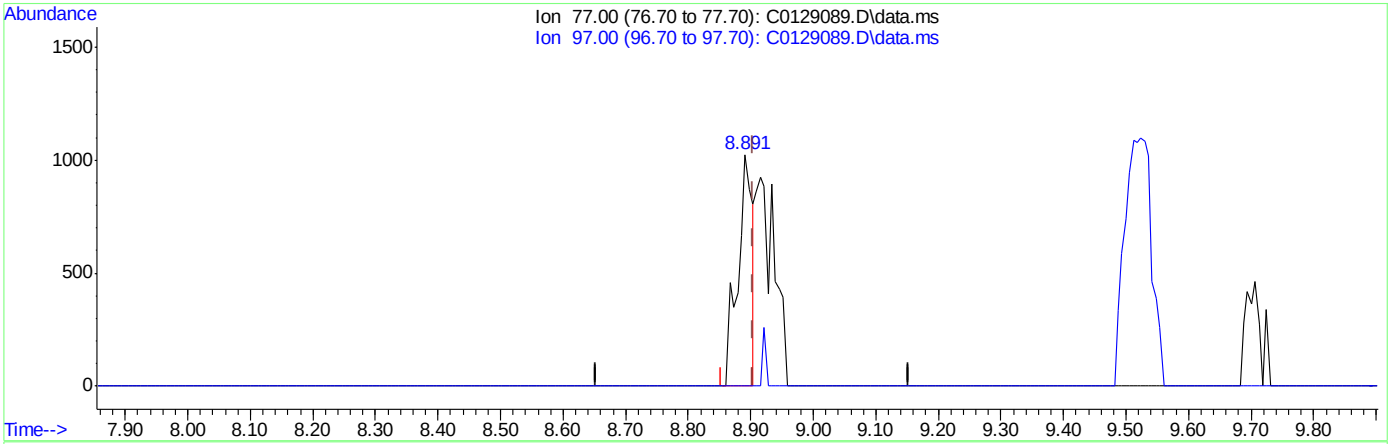

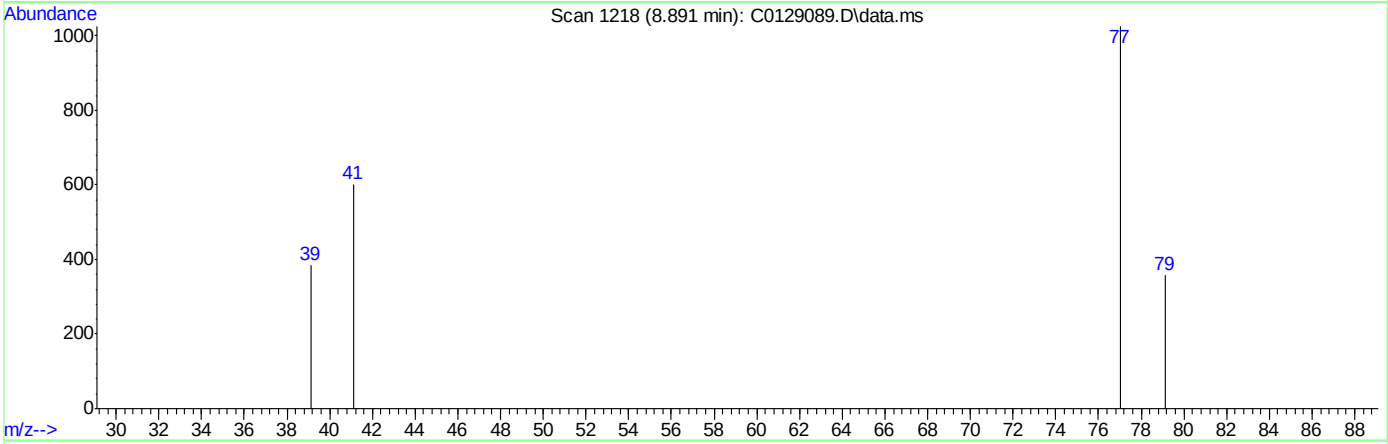

TIC: C0129089.D\data.ms

(30) 2,2-Dichloropropane ( )

8.891min (-0.012) 0.32ug/L

response 1675

Ion	Exp%	Act%
77.00	100	100
97.00	19.30	0.00
0.00	0.00	0.00
0.00	0.00	0.00

Quantitation Report (Qedit)

Data Path : C:\msdchem\2\DATA\121118\
Data File : C0129089.D
Acq On : 11 Dec 2018 2:53 pm
Operator : SHANICAO
Sample : IC5121-1 Inst : MSVOA5
Misc : MS42084,VC5121,,,,,
ALS Vial : 5 Sample Multiplier: 1

Quant Time: Dec 12 07:47:22 2018
Quant Method : C:\msdchem\2\METHODS\RTXVMS121118.M
Quant Title : SW-846 Method 5035A/8260B
QLast Update : Wed Dec 12 07:46:56 2018
Response via : Initial Calibration

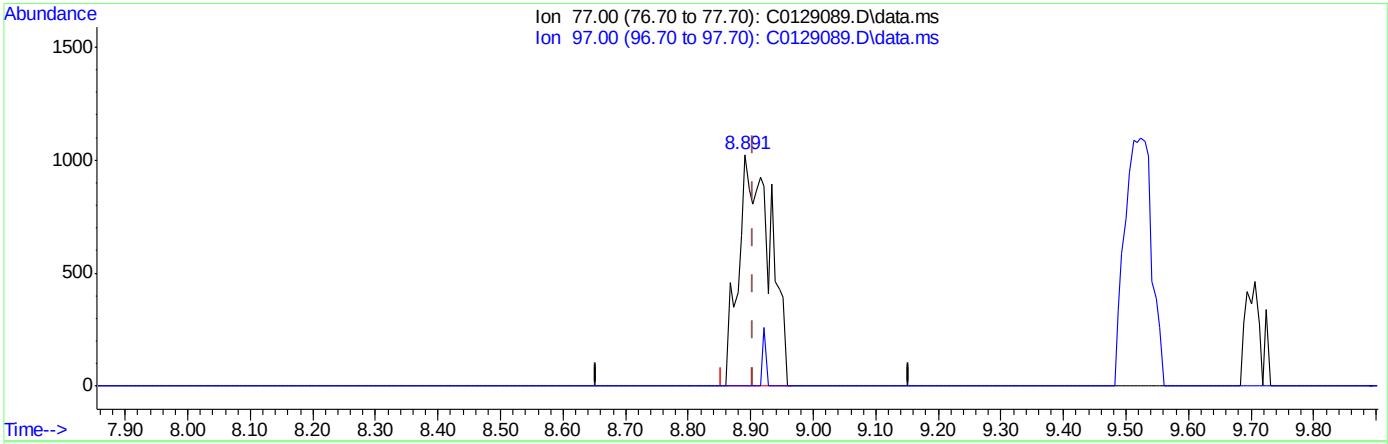

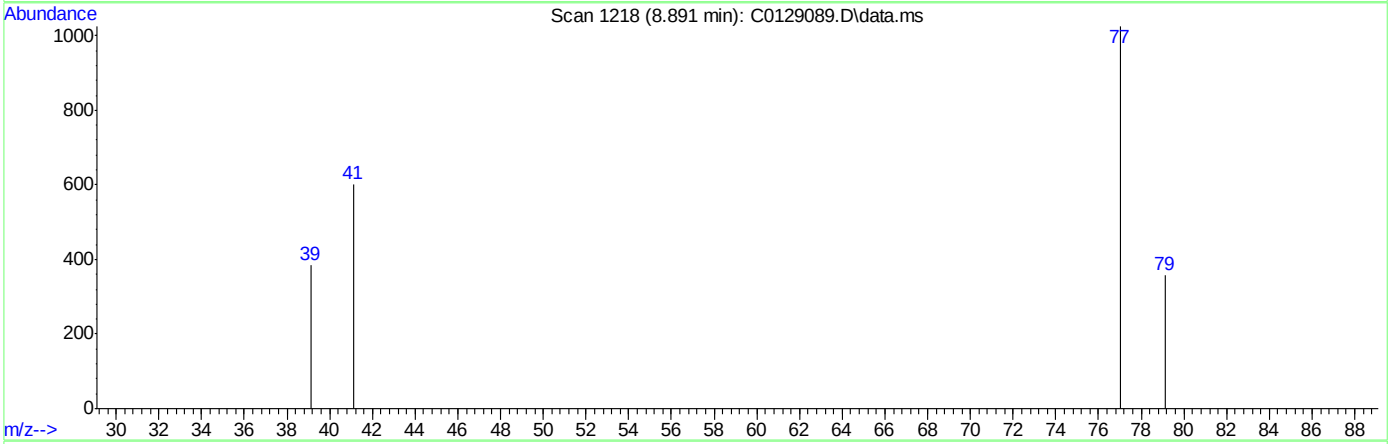

TIC: C0129089.D\data.ms

(30) 2,2-Dichloropropane ( )

8.891min (-0.012) 0.68ug/L m

response 3596

Ion	Exp%	Act%
77.00	100	100
97.00	19.30	0.00
0.00	0.00	0.00
0.00	0.00	0.00

Quantitation Report (Qedit)

Data Path : C:\msdchem\2\DATA\121118\
Data File : C0129089.D
Acq On : 11 Dec 2018 2:53 pm
Operator : SHANICAO
Sample : IC5121-1 Inst : MSVOA5
Misc : MS42084,VC5121,,,,,
ALS Vial : 5 Sample Multiplier: 1

Quant Time: Dec 12 07:47:22 2018
Quant Method : C:\msdchem\2\METHODS\RTXVMS121118.M
Quant Title : SW-846 Method 5035A/8260B
QLast Update : Wed Dec 12 07:46:56 2018
Response via : Initial Calibration

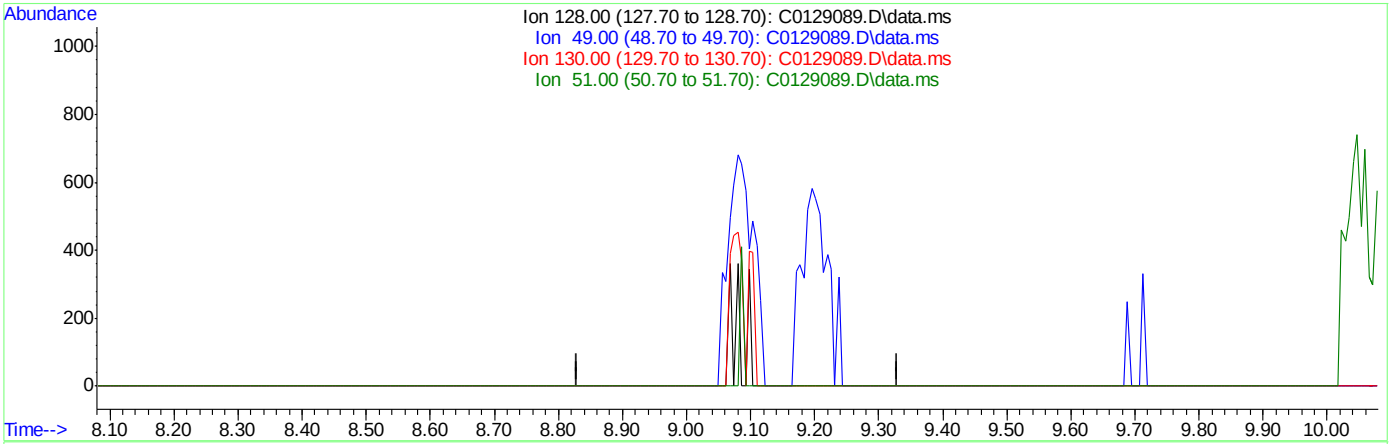

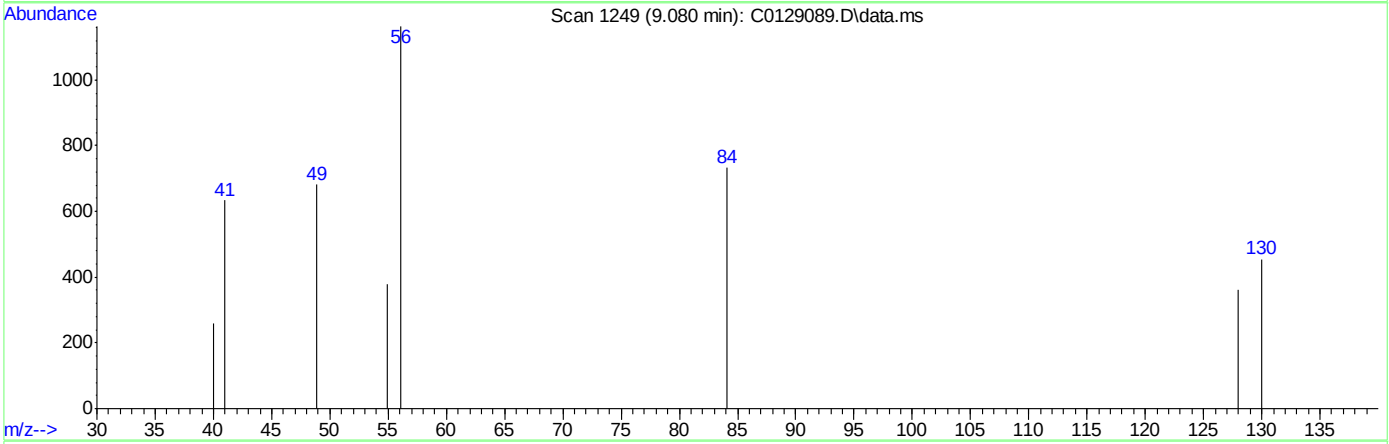

TIC: C0129089.D\data.ms

(31) Bromochloromethane ( )

9.080min (-9.080) 0.00ug/L

response 0

Ion	Exp%	Act%
128.00	100	0.00
49.00	227.90	0.00#
130.00	117.90	0.00#
51.00	75.60	0.00#

Quantitation Report (Qedit)

Data Path : C:\msdchem\2\DATA\121118\
Data File : C0129089.D
Acq On : 11 Dec 2018 2:53 pm
Operator : SHANICAO
Sample : IC5121-1 Inst : MSVOA5
Misc : MS42084,VC5121,,,,,
ALS Vial : 5 Sample Multiplier: 1

Quant Time: Dec 12 07:47:22 2018
Quant Method : C:\msdchem\2\METHODS\RTXVMS121118.M
Quant Title : SW-846 Method 5035A/8260B
QLast Update : Wed Dec 12 07:46:56 2018
Response via : Initial Calibration

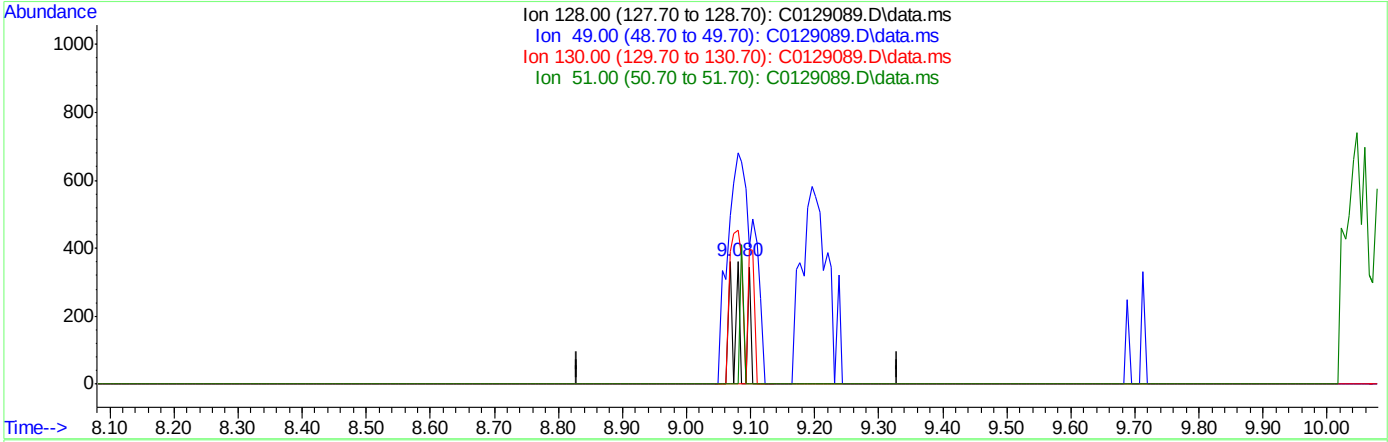

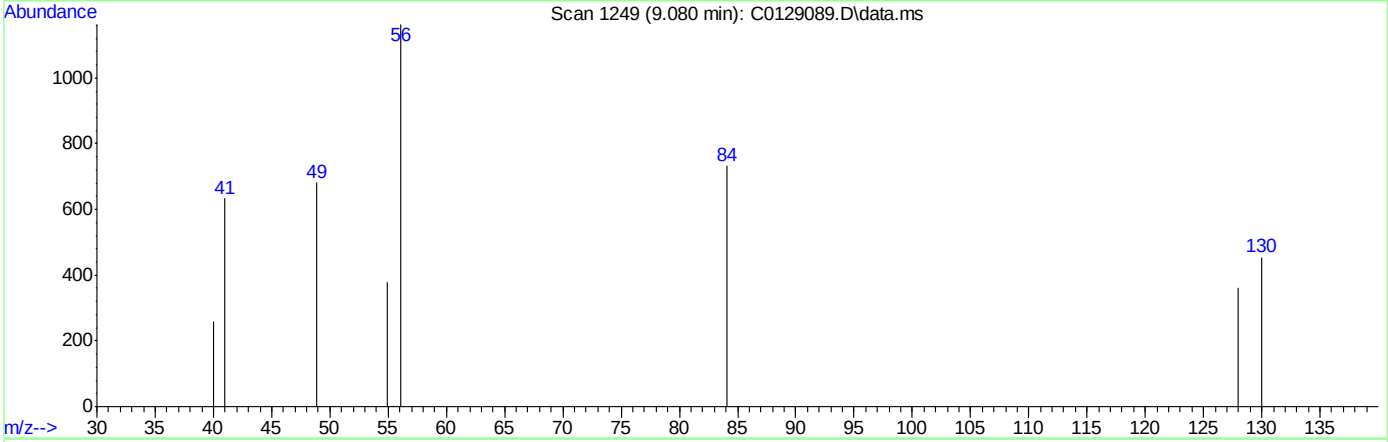

TIC: C0129089.D\data.ms

(31) Bromochloromethane ( )

9.080min (+0.000) 0.40ug/L m

response 390

Ion	Exp%	Act%
128.00	100	100
49.00	227.90	188.40#
130.00	117.90	125.41
51.00	75.60	0.00#

Quantitation Report (Qedit)

Data Path : C:\msdchem\2\DATA\121118\
Data File : C0129089.D
Acq On : 11 Dec 2018 2:53 pm
Operator : SHANICAO
Sample : IC5121-1 Inst : MSVOA5
Misc : MS42084,VC5121,,,,,
ALS Vial : 5 Sample Multiplier: 1

Quant Time: Dec 12 07:47:22 2018
Quant Method : C:\msdchem\2\METHODS\RTXVMS121118.M
Quant Title : SW-846 Method 5035A/8260B
QLast Update : Wed Dec 12 07:46:56 2018
Response via : Initial Calibration

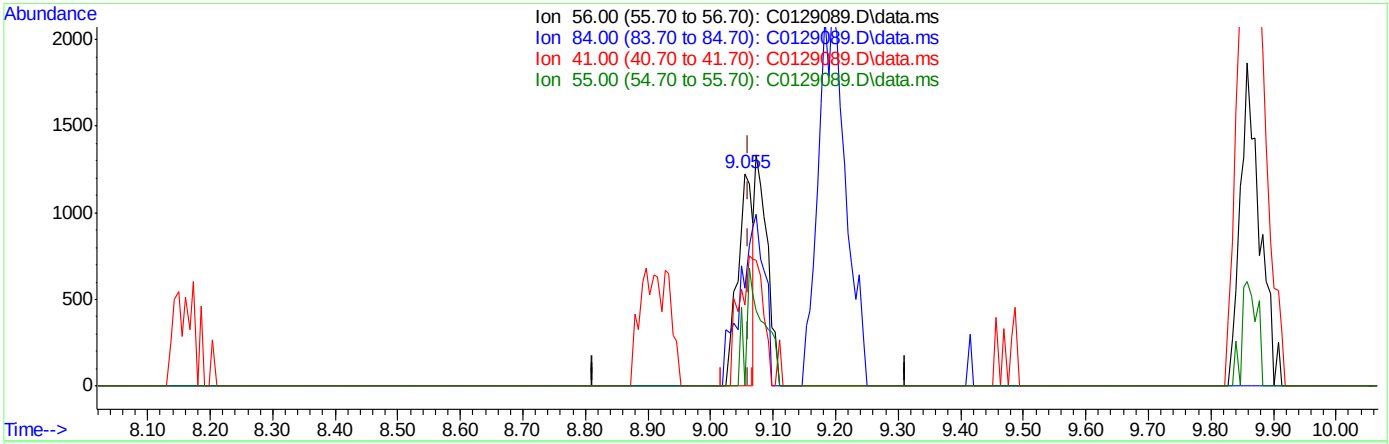

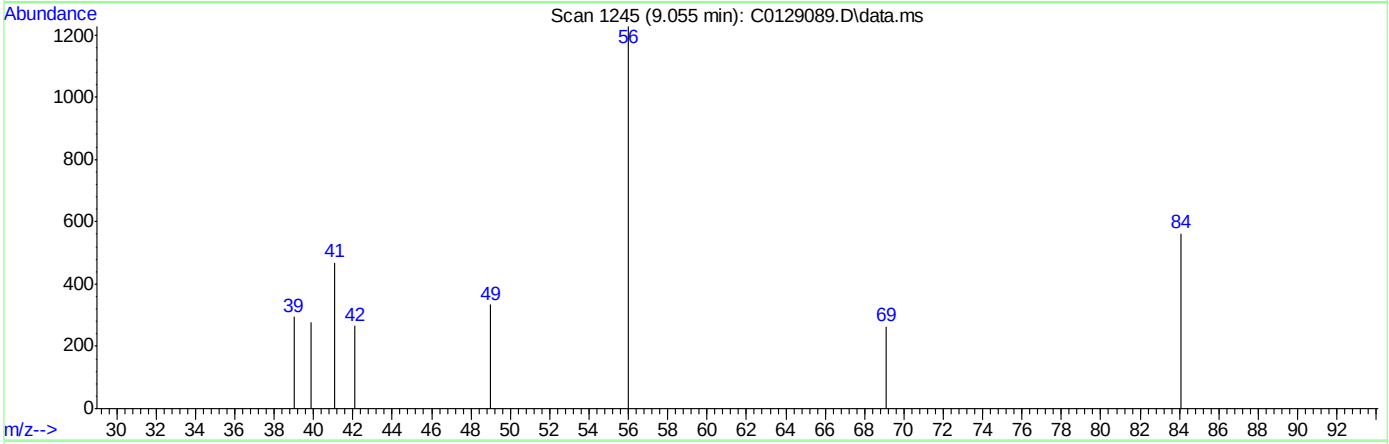

TIC: C0129089.D\data.ms

(32) Cyclohexane

9.055min (-0.006) 0.32ug/L

response 2066

Ion	Exp%	Act%
56.00	100	100
84.00	70.60	45.88#
41.00	61.30	38.22#
55.00	37.90	0.00#

Quantitation Report (Qedit)

Data Path : C:\msdchem\2\DATA\121118\
Data File : C0129089.D
Acq On : 11 Dec 2018 2:53 pm
Operator : SHANICAO
Sample : IC5121-1 Inst : MSVOA5
Misc : MS42084,VC5121,,,,,
ALS Vial : 5 Sample Multiplier: 1

Quant Time: Dec 12 07:47:22 2018
Quant Method : C:\msdchem\2\METHODS\RTXVMS121118.M
Quant Title : SW-846 Method 5035A/8260B
QLast Update : Wed Dec 12 07:46:56 2018
Response via : Initial Calibration

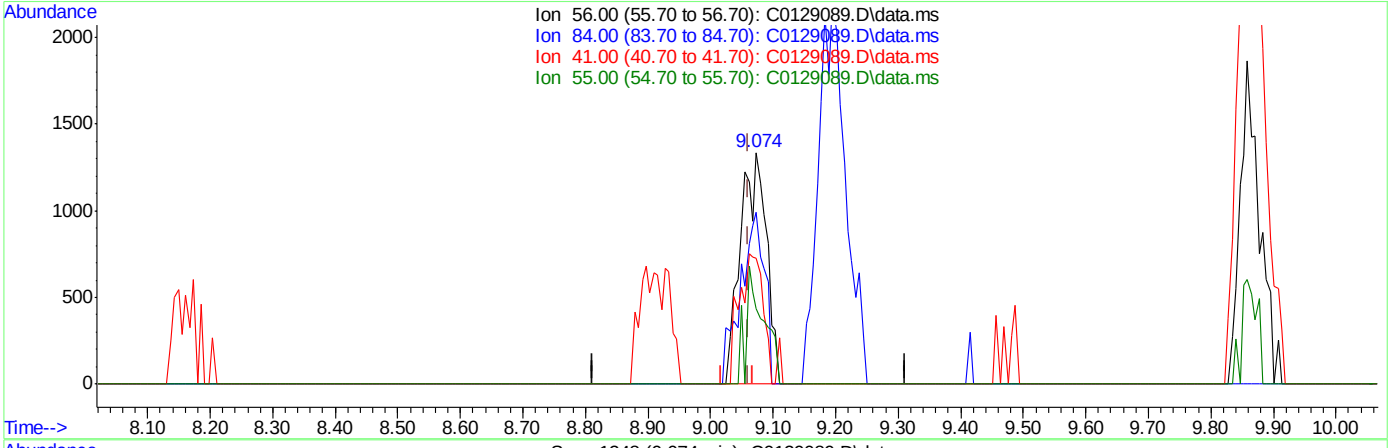

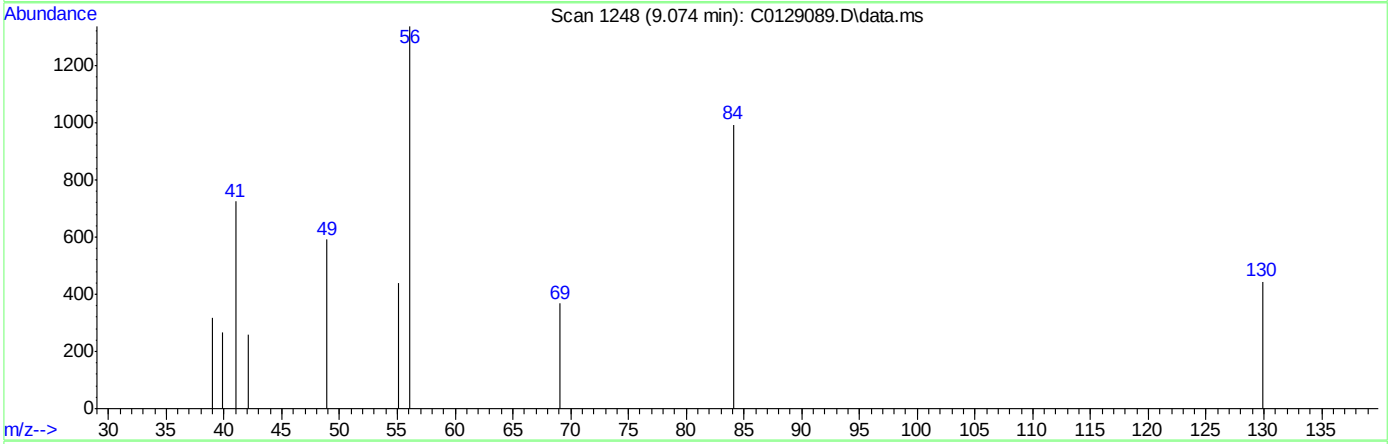

TIC: C0129089.D\data.ms

(32) Cyclohexane

9.074min (+0.012) 0.59ug/L m

response 3866

Ion	Exp%	Act%
56.00	100	100
84.00	70.60	74.35
41.00	61.30	54.15
55.00	37.90	32.76

Quantitation Report (Qedit)

Data Path : C:\msdchem\2\DATA\121118\
Data File : C0129089.D
Acq On : 11 Dec 2018 2:53 pm
Operator : SHANICAO
Sample : IC5121-1 Inst : MSVOA5
Misc : MS42084,VC5121,,,,,
ALS Vial : 5 Sample Multiplier: 1

Quant Time: Dec 12 07:47:22 2018
Quant Method : C:\msdchem\2\METHODS\RTXVMS121118.M
Quant Title : SW-846 Method 5035A/8260B
QLast Update : Wed Dec 12 07:46:56 2018
Response via : Initial Calibration

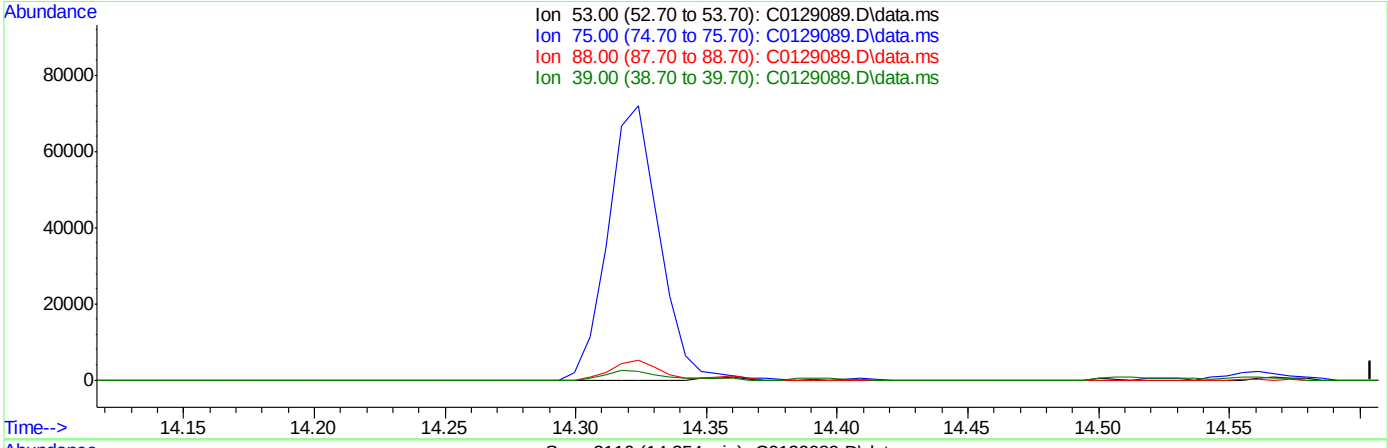

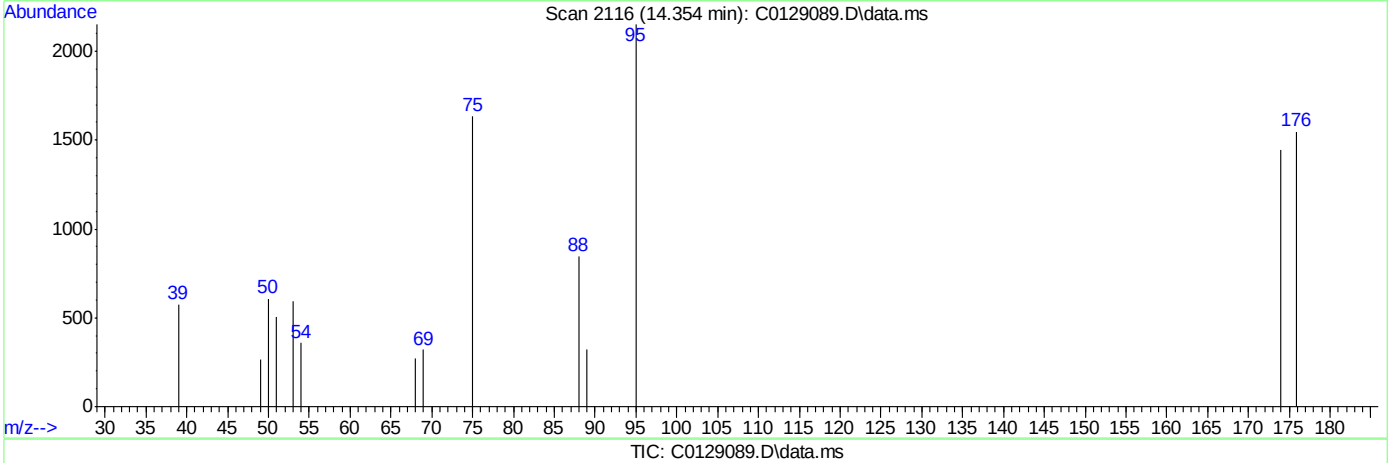

TIC: C0129089.D\data.ms

(80) cis-1,4-Dichloro-2-butene

14.354min (-14.354) 0.00ug/L

response 0

Ion	Exp%	Act%
53.00	100	0.00
75.00	76.90	0.00#
88.00	98.20	0.00#
39.00	34.50	0.00#

Quantitation Report (Qedit)

Data Path : C:\msdchem\2\DATA\121118\
Data File : C0129089.D
Acq On : 11 Dec 2018 2:53 pm
Operator : SHANICAO
Sample : IC5121-1 Inst : MSVOA5
Misc : MS42084,VC5121,,,,,
ALS Vial : 5 Sample Multiplier: 1

Quant Time: Dec 12 07:47:22 2018
Quant Method : C:\msdchem\2\METHODS\RTXVMS121118.M
Quant Title : SW-846 Method 5035A/8260B
QLast Update : Wed Dec 12 07:46:56 2018
Response via : Initial Calibration

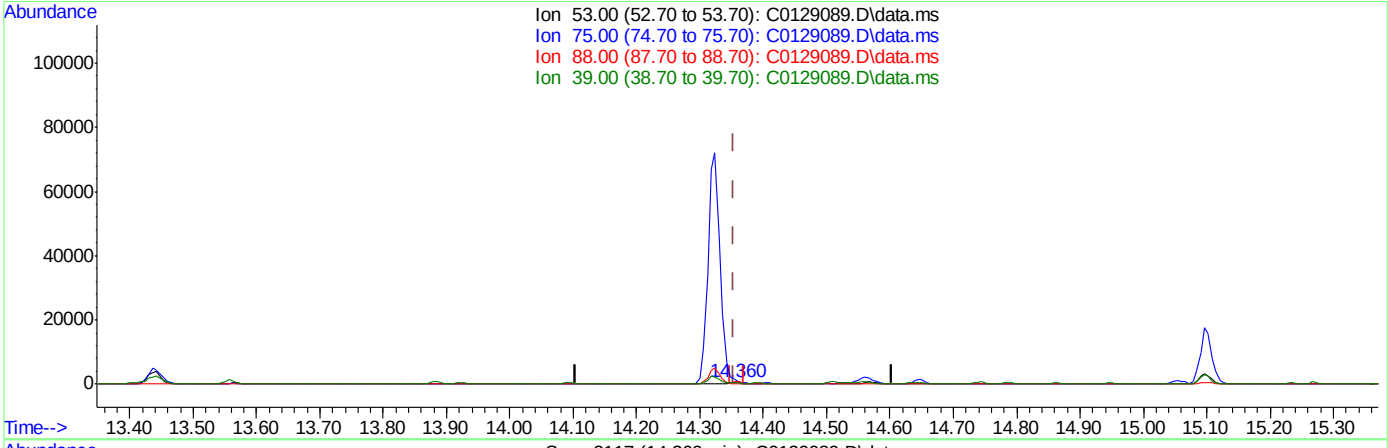

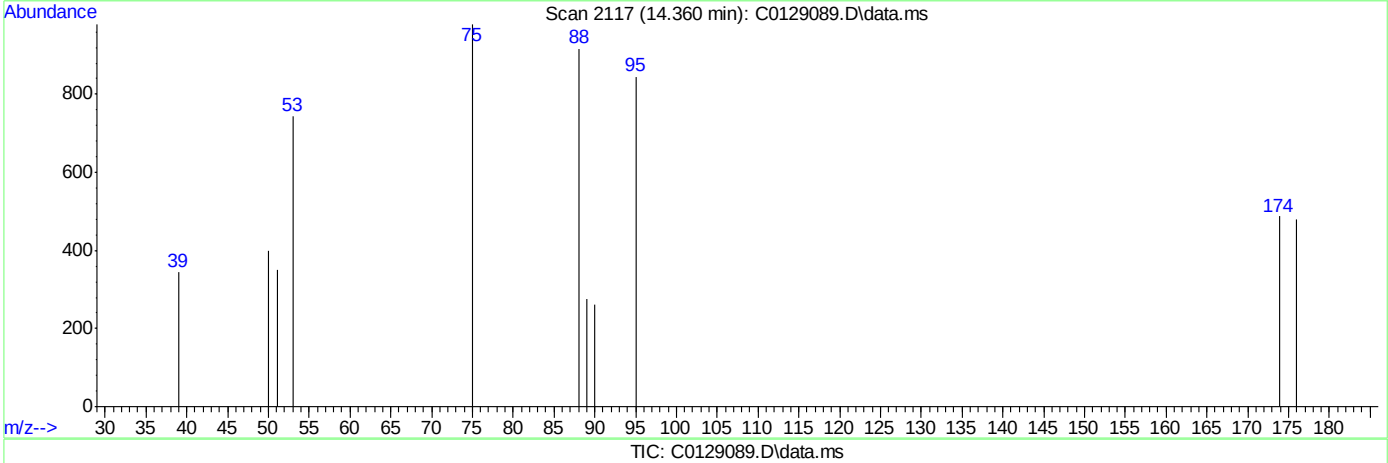

TIC: C0129089.D\data.ms

(80) cis-1,4-Dichloro-2-butene

14.360min (+0.006) 1.07ug/L m

response 591

Ion	Exp%	Act%
53.00	100	100
75.00	76.90	131.59#
88.00	98.20	123.25#
39.00	34.50	46.37

Quantitation Report (Qedit)

Data Path : C:\msdchem\2\DATA\121118\
Data File : C0129089.D
Acq On : 11 Dec 2018 2:53 pm
Operator : SHANICAO
Sample : IC5121-1 Inst : MSVOA5
Misc : MS42084,VC5121,,,,,
ALS Vial : 5 Sample Multiplier: 1

Quant Time: Dec 12 07:47:22 2018
Quant Method : C:\msdchem\2\METHODS\RTXVMS121118.M
Quant Title : SW-846 Method 5035A/8260B
QLast Update : Wed Dec 12 07:46:56 2018
Response via : Initial Calibration

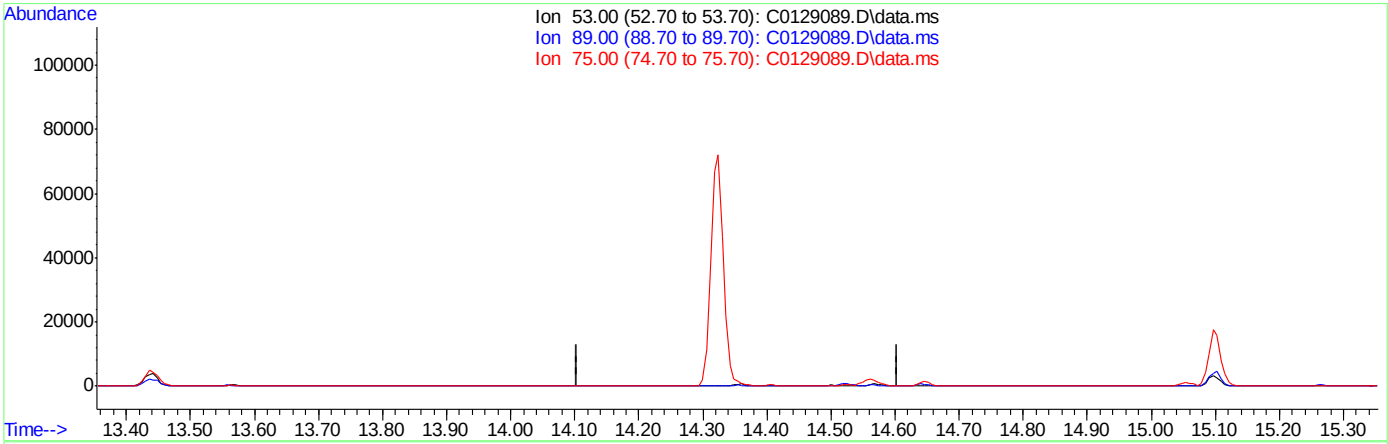

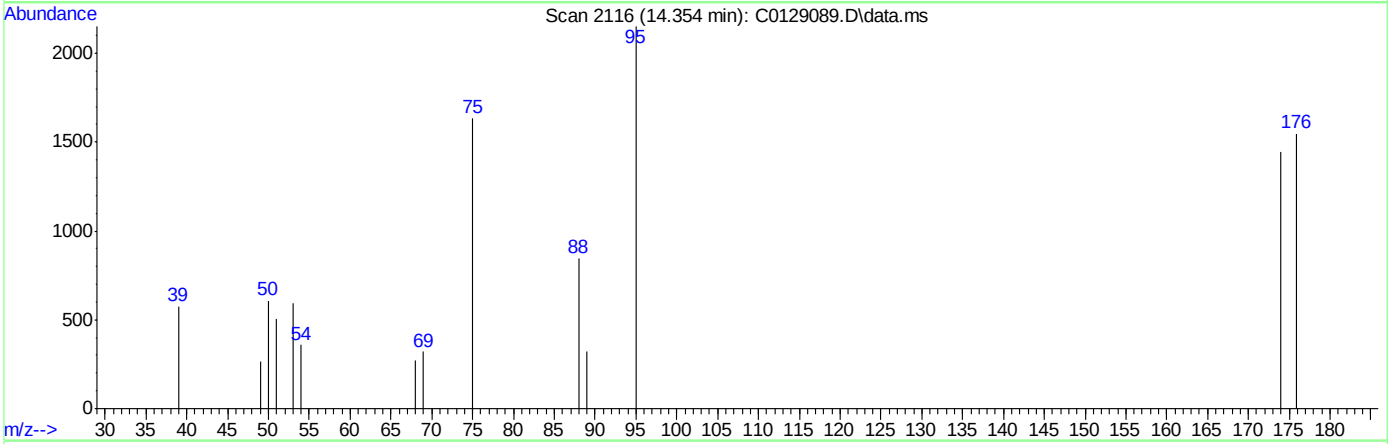

TIC: C0129089.D\data.ms

(86) trans-1,4-Dichloro-2-Butene

14.354min (-14.354) 0.00ug/L

response 0

Ion	Exp%	Act%
53.00	100	0.00
89.00	42.00	0.00#
75.00	76.90	0.00#
0.00	0.00	0.00

Quantitation Report (Qedit)

Data Path : C:\msdchem\2\DATA\121118\
Data File : C0129089.D
Acq On : 11 Dec 2018 2:53 pm
Operator : SHANICAO
Sample : IC5121-1 Inst : MSVOA5
Misc : MS42084,VC5121,,,,,
ALS Vial : 5 Sample Multiplier: 1

Quant Time: Dec 12 07:47:22 2018
Quant Method : C:\msdchem\2\METHODS\RTXVMS121118.M
Quant Title : SW-846 Method 5035A/8260B
QLast Update : Wed Dec 12 07:46:56 2018
Response via : Initial Calibration

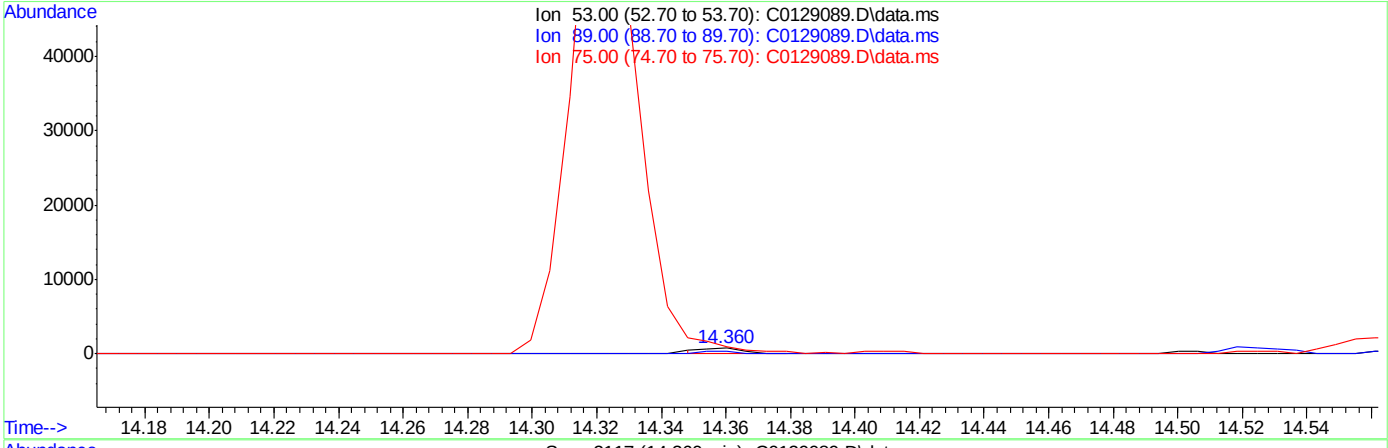

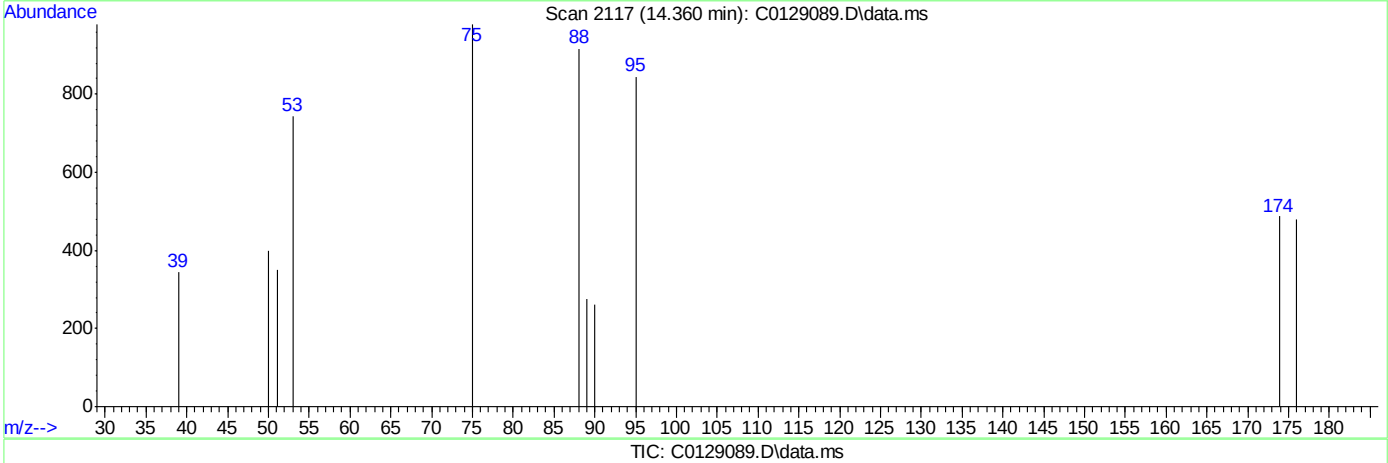

TIC: C0129089.D\data.ms

(86) trans-1,4-Dichloro-2-Butene

14.360min (+0.006) 1.07ug/L m

response 591

Ion	Exp%	Act%
53.00	100	100
89.00	42.00	36.96
75.00	76.90	131.59#
0.00	0.00	0.00

Quantitation Report (Qedit)

Data Path : C:\msdchem\2\DATA\121118\
Data File : C0129089.D
Acq On : 11 Dec 2018 2:53 pm
Operator : SHANICAO
Sample : IC5121-1 Inst : MSVOA5
Misc : MS42084,VC5121,,,,,
ALS Vial : 5 Sample Multiplier: 1

Quant Time: Dec 12 07:47:22 2018
Quant Method : C:\msdchem\2\METHODS\RTXVMS121118.M
Quant Title : SW-846 Method 5035A/8260B
QLast Update : Wed Dec 12 07:46:56 2018
Response via : Initial Calibration

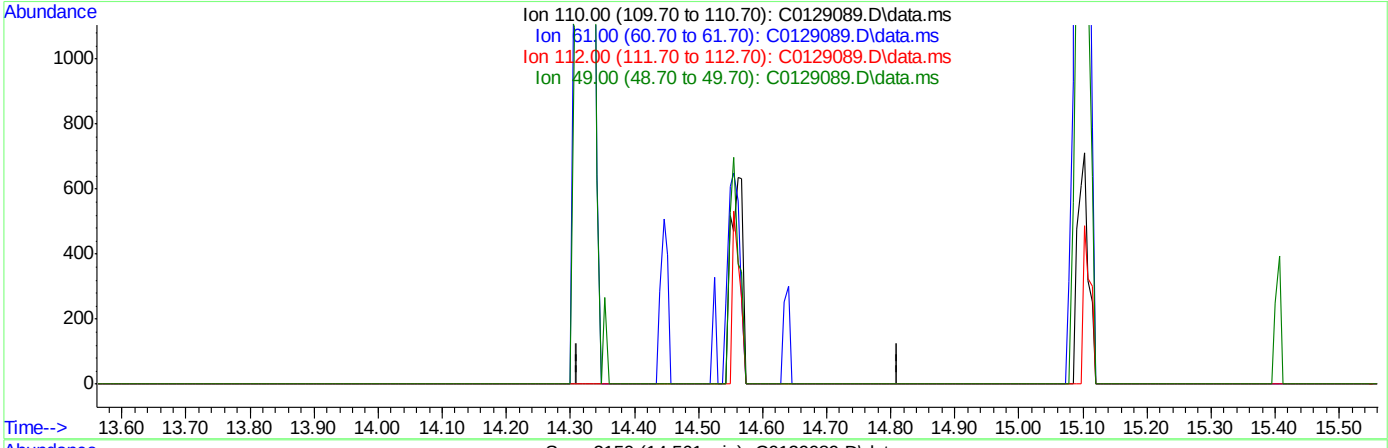

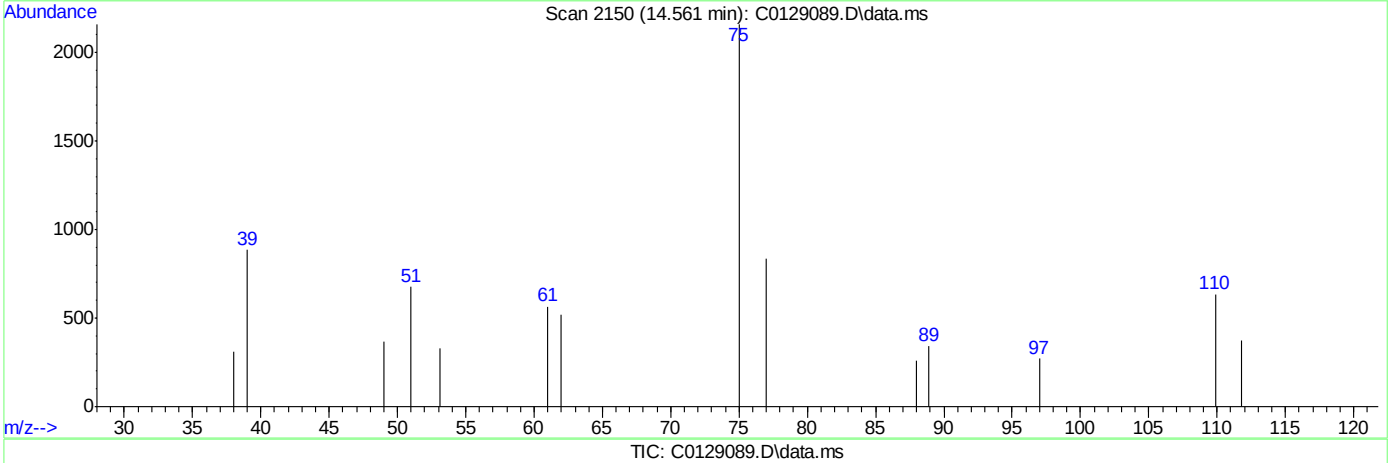

TIC: C0129089.D\data.ms

(87) 1,2,3-Trichloropropane ( )

14.561min (-14.561) 0.00ug/L

response 0

Ion	Exp%	Act%
110.00	100	0.00
61.00	83.50	0.00#
112.00	65.20	0.00#
49.00	88.30	0.00#

Quantitation Report (Qedit)

Data Path : C:\msdchem\2\DATA\121118\
Data File : C0129089.D
Acq On : 11 Dec 2018 2:53 pm
Operator : SHANICAO
Sample : IC5121-1 Inst : MSVOA5
Misc : MS42084,VC5121,,,,,
ALS Vial : 5 Sample Multiplier: 1

Quant Time: Dec 12 07:47:22 2018
Quant Method : C:\msdchem\2\METHODS\RTXVMS121118.M
Quant Title : SW-846 Method 5035A/8260B
QLast Update : Wed Dec 12 07:46:56 2018
Response via : Initial Calibration

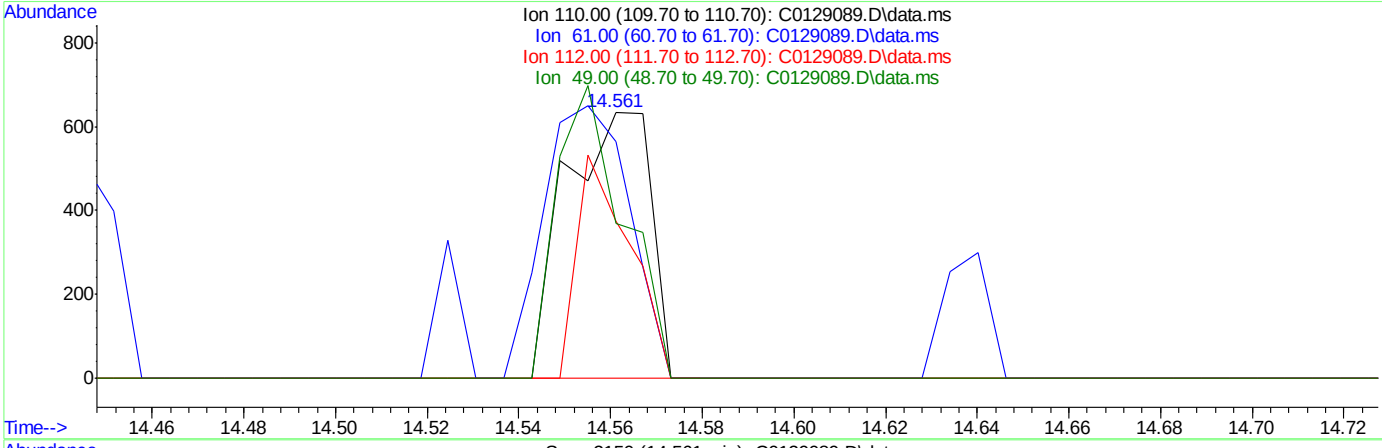

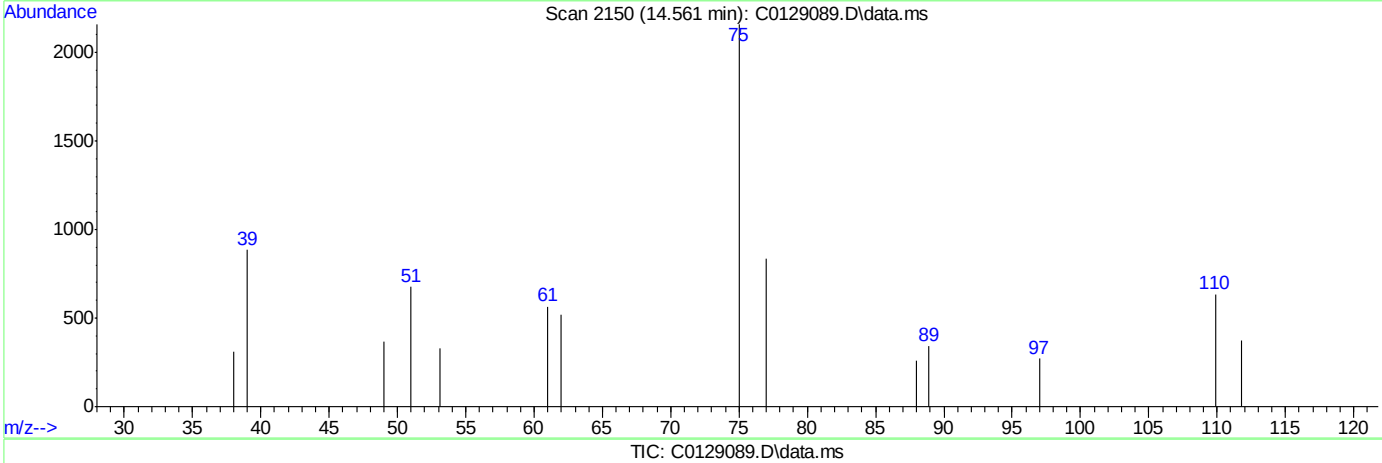

TIC: C0129089.D\data.ms

(87) 1,2,3-Trichloropropane ( )

14.561min (+0.000) 1.64ug/L m

response 824

Ion	Exp%	Act%
110.00	100	100
61.00	83.50	88.66
112.00	65.20	58.90
49.00	88.30	58.11#

Quantitation Report (Qedit)

Data Path : C:\msdchem\2\DATA\121118\
Data File : C0129089.D
Acq On : 11 Dec 2018 2:53 pm
Operator : SHANICAO
Sample : IC5121-1 Inst : MSVOA5
Misc : MS42084,VC5121,,,,,
ALS Vial : 5 Sample Multiplier: 1

Quant Time: Dec 12 07:47:22 2018
Quant Method : C:\msdchem\2\METHODS\RTXVMS121118.M
Quant Title : SW-846 Method 5035A/8260B
QLast Update : Wed Dec 12 07:46:56 2018
Response via : Initial Calibration

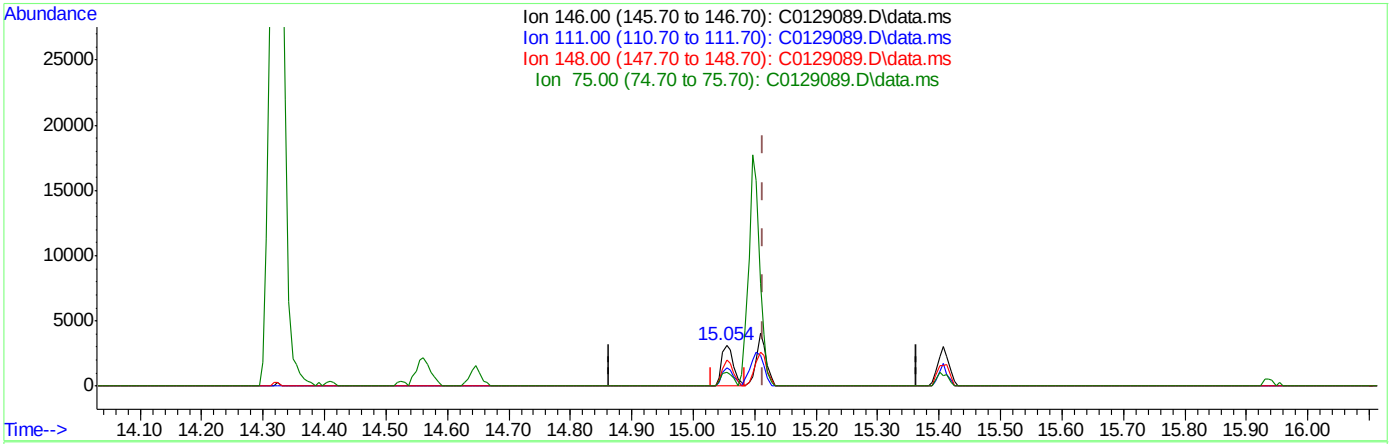

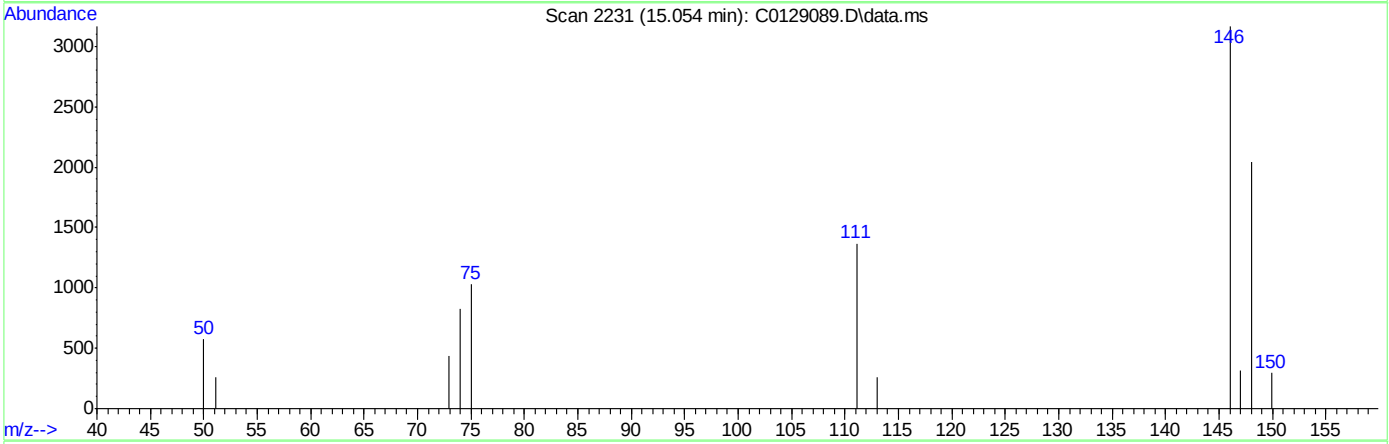

TIC: C0129089.D\data.ms

(97) 1,4-Dichlorobenzene

15.054min (-0.061) 0.65ug/L

response 4225

Ion	Exp%	Act%
146.00	100	100
111.00	39.40	43.15
148.00	63.70	64.62
75.00	39.00	32.56

Quantitation Report (Qedit)

Data Path : C:\msdchem\2\DATA\121118\
Data File : C0129089.D
Acq On : 11 Dec 2018 2:53 pm
Operator : SHANICAO
Sample : IC5121-1 Inst : MSVOA5
Misc : MS42084,VC5121,,,,,
ALS Vial : 5 Sample Multiplier: 1

Quant Time: Dec 12 07:47:22 2018
Quant Method : C:\msdchem\2\METHODS\RTXVMS121118.M
Quant Title : SW-846 Method 5035A/8260B
QLast Update : Wed Dec 12 07:46:56 2018
Response via : Initial Calibration

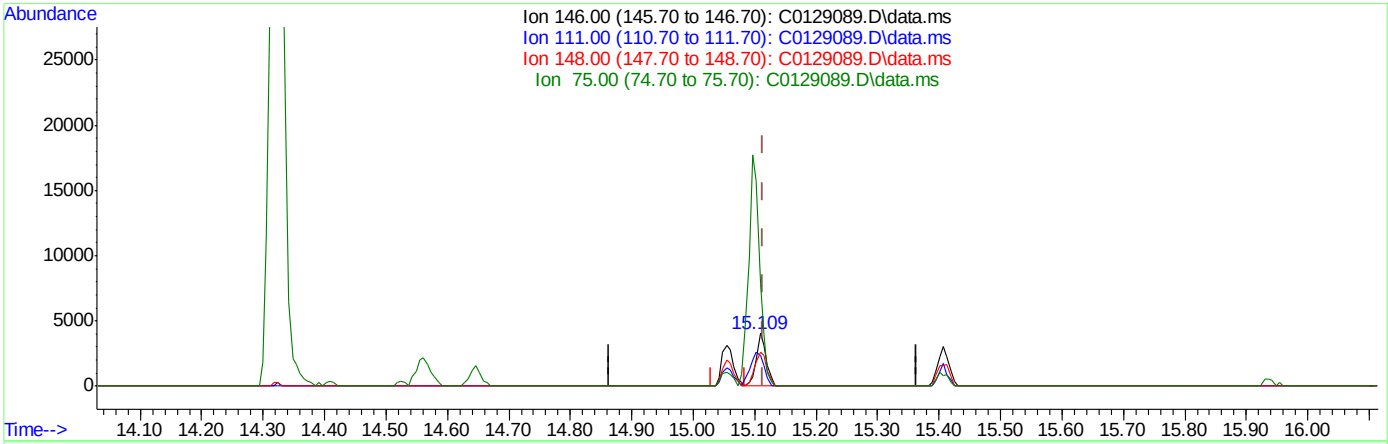

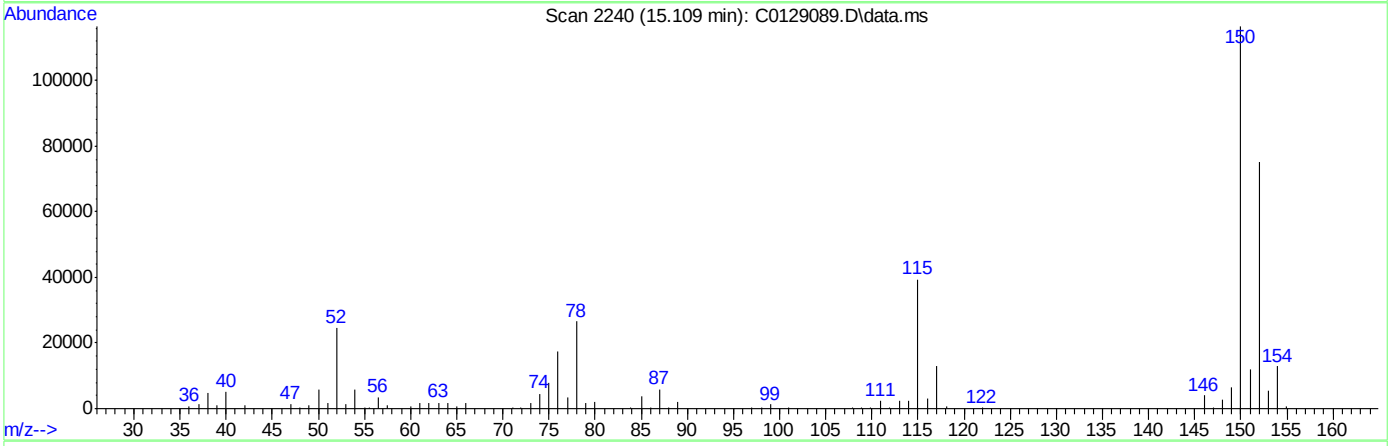

TIC: C0129089.D\data.ms

(97) 1,4-Dichlorobenzene

15.109min (-0.006) 0.70ug/L m

response 4525

Ion	Exp%	Act%
146.00	100	100
111.00	39.40	58.54
148.00	63.70	64.06
75.00	39.00	193.45#

Quantitation Report (Qedit)

Data Path : C:\msdchem\2\DATA\121118\
Data File : C0129089.D
Acq On : 11 Dec 2018 2:53 pm
Operator : SHANICAO
Sample : IC5121-1 Inst : MSVOA5
Misc : MS42084,VC5121,,,,,
ALS Vial : 5 Sample Multiplier: 1

Quant Time: Dec 12 07:47:22 2018
Quant Method : C:\msdchem\2\METHODS\RTXVMS121118.M
Quant Title : SW-846 Method 5035A/8260B
QLast Update : Wed Dec 12 07:46:56 2018
Response via : Initial Calibration

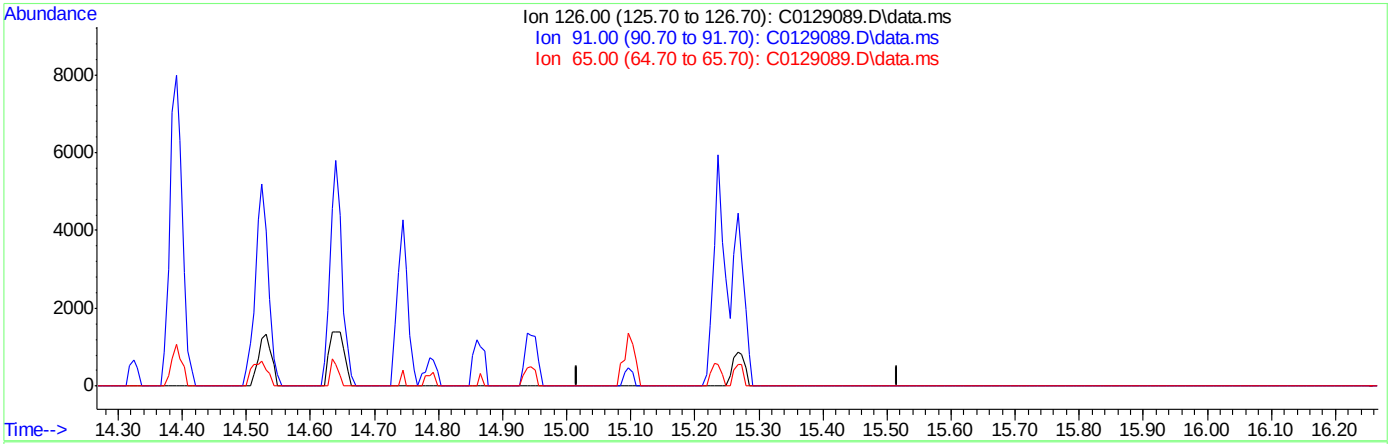

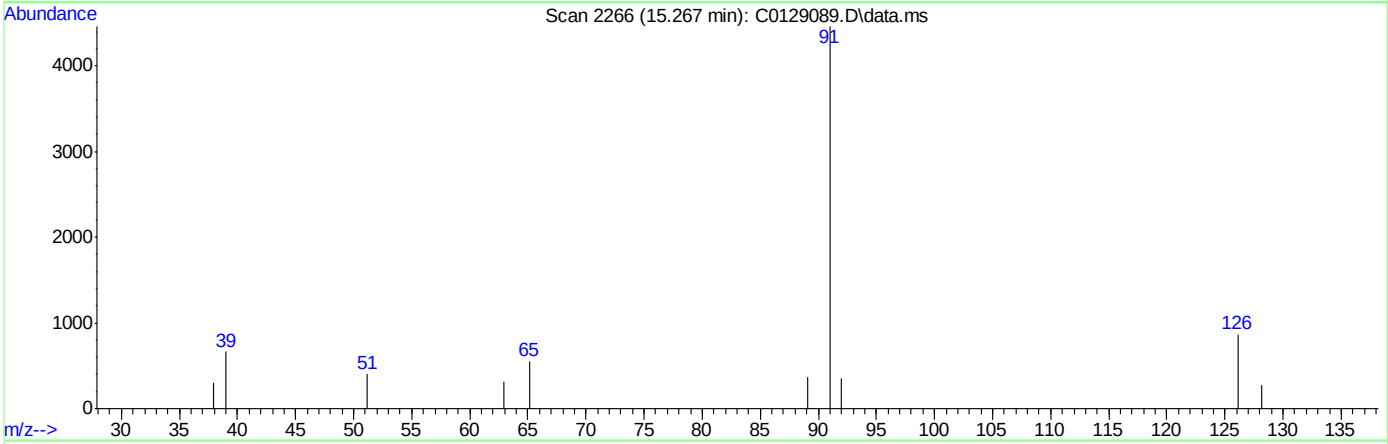

TIC: C0129089.D\data.ms

(99) Benzyl Chloride

15.267min (-15.267) 0.00ug/L

response 0

Ion	Exp%	Act%
126.00	100	0.00
91.00	538.50	0.00#
65.00	64.10	0.00#
0.00	0.00	0.00

Quantitation Report (Qedit)

Data Path : C:\msdchem\2\DATA\121118\
Data File : C0129089.D
Acq On : 11 Dec 2018 2:53 pm
Operator : SHANICAO
Sample : IC5121-1 Inst : MSVOA5
Misc : MS42084,VC5121,,,,,
ALS Vial : 5 Sample Multiplier: 1

Quant Time: Dec 12 07:47:22 2018
Quant Method : C:\msdchem\2\METHODS\RTXVMS121118.M
Quant Title : SW-846 Method 5035A/8260B
QLast Update : Wed Dec 12 07:46:56 2018
Response via : Initial Calibration

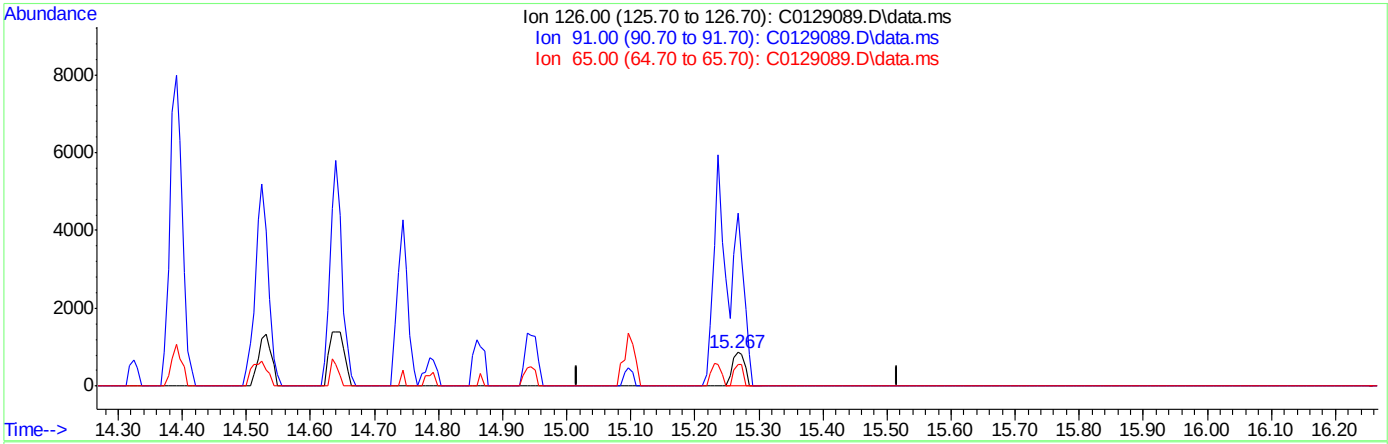

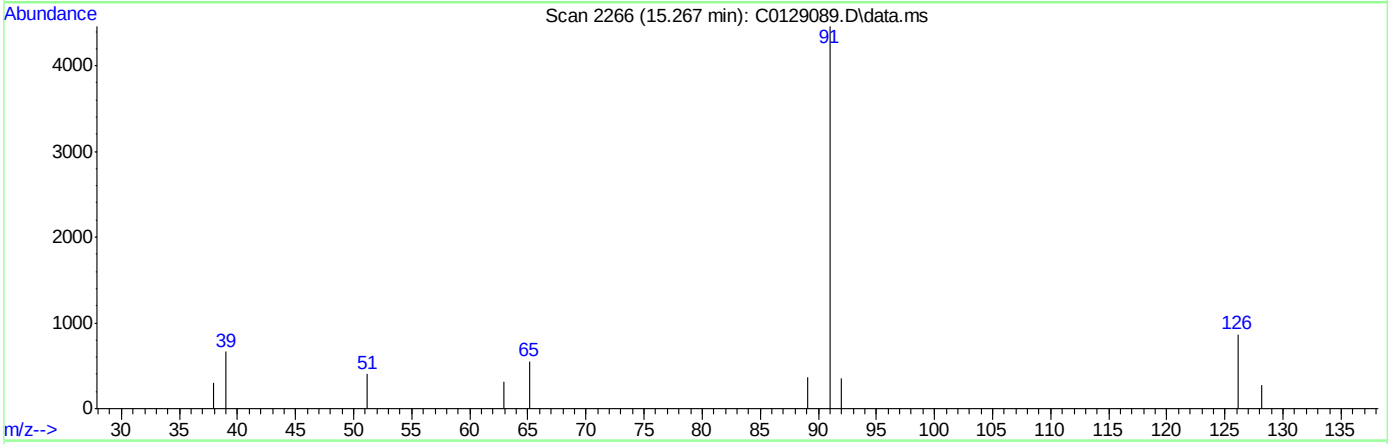

TIC: C0129089.D\data.ms

(99) Benzyl Chloride

15.267min (+0.000) 1.70ug/L m

response 1155

Ion	Exp%	Act%
126.00	100	100
91.00	538.50	514.90#
65.00	64.10	63.51
0.00	0.00	0.00

Quantitation Report (Qedit)

Data Path : C:\msdchem\2\DATA\121118\
Data File : C0129089.D
Acq On : 11 Dec 2018 2:53 pm
Operator : SHANICAO
Sample : IC5121-1 Inst : MSVOA5
Misc : MS42084,VC5121,,,,,
ALS Vial : 5 Sample Multiplier: 1

Quant Time: Dec 12 07:47:22 2018
Quant Method : C:\msdchem\2\METHODS\RTXVMS121118.M
Quant Title : SW-846 Method 5035A/8260B
QLast Update : Wed Dec 12 07:46:56 2018
Response via : Initial Calibration

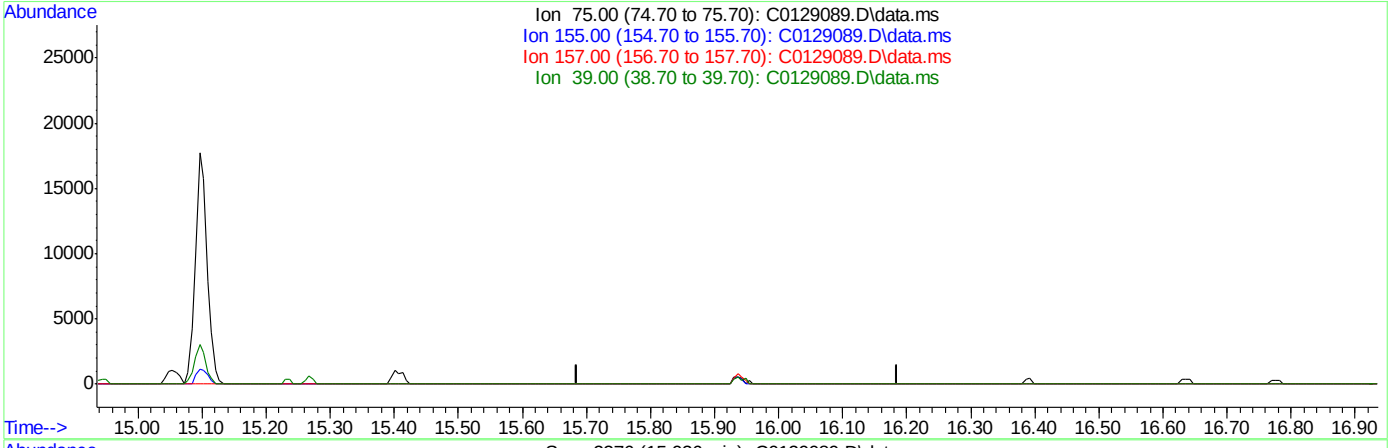

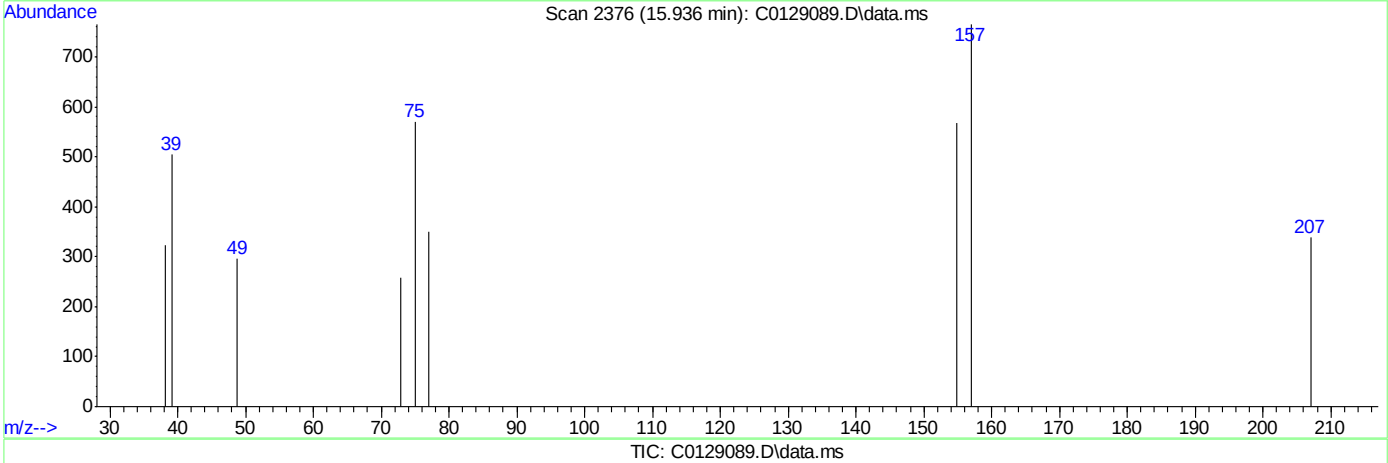

TIC: C0129089.D\data.ms

(101) 1,2-Dibromo-3-Chloropropane

15.936min (-15.936) 0.00ug/L

response 0

Ion	Exp%	Act%
75.00	100	0.00
155.00	73.80	0.00#
157.00	94.80	0.00#
39.00	75.80	0.00#

C0129089.D edits: 1,2-Dibromo-3-Chloropropane

Quantitation Report (Qedit)

Data Path : C:\msdchem\2\DATA\121118\
Data File : C0129089.D
Acq On : 11 Dec 2018 2:53 pm
Operator : SHANICAO
Sample : IC5121-1 Inst : MSVOA5
Misc : MS42084,VC5121,,,,,
ALS Vial : 5 Sample Multiplier: 1

Quant Time: Dec 12 07:47:22 2018
Quant Method : C:\msdchem\2\METHODS\RTXVMS121118.M
Quant Title : SW-846 Method 5035A/8260B
QLast Update : Wed Dec 12 07:46:56 2018
Response via : Initial Calibration

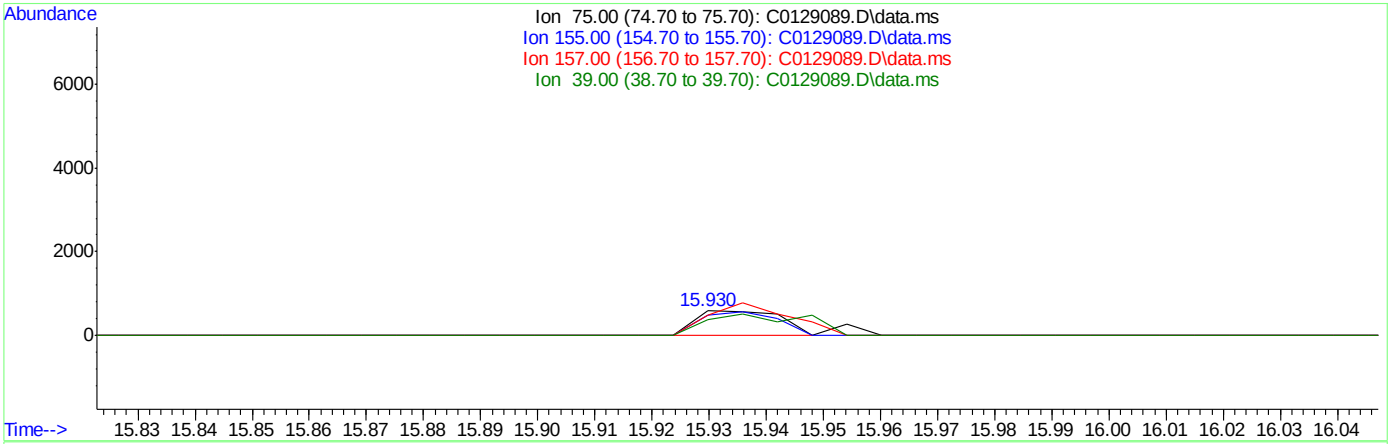

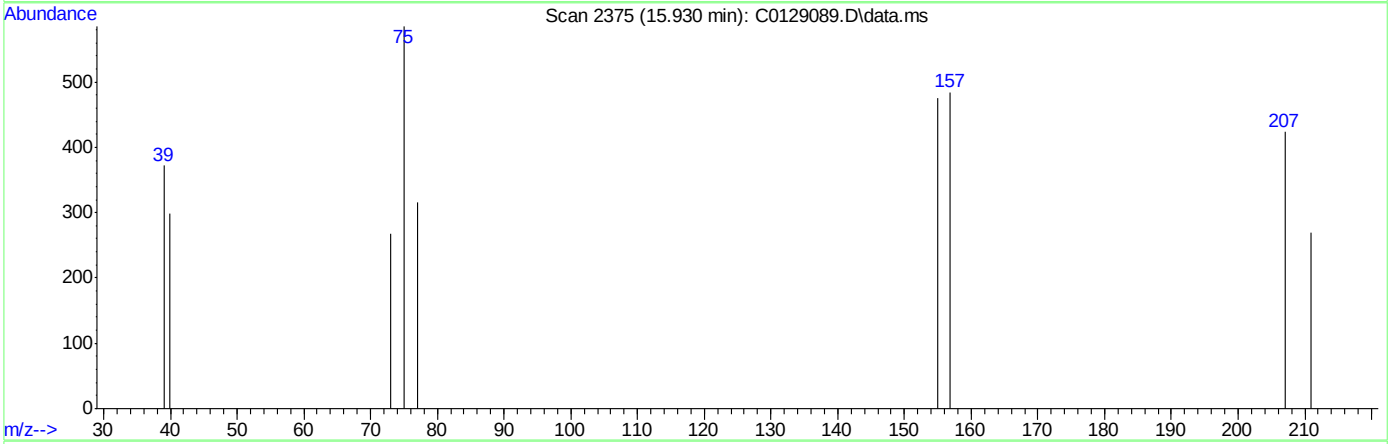

TIC: C0129089.D\data.ms

(101) 1,2-Dibromo-3-Chloropropane

15.930min (-0.006) 1.93ug/L m

response 605

Ion	Exp%	Act%
75.00	100	100
155.00	73.80	81.20
157.00	94.80	82.74
39.00	75.80	63.59

Quantitation Report (Qedit)

Data Path : C:\msdchem\2\DATA\121118\
Data File : C0129089.D
Acq On : 11 Dec 2018 2:53 pm
Operator : SHANICAO
Sample : IC5121-1 Inst : MSVOA5
Misc : MS42084,VC5121,,,,,
ALS Vial : 5 Sample Multiplier: 1

Quant Time: Dec 12 07:47:22 2018
Quant Method : C:\msdchem\2\METHODS\RTXVMS121118.M
Quant Title : SW-846 Method 5035A/8260B
QLast Update : Wed Dec 12 07:46:56 2018
Response via : Initial Calibration

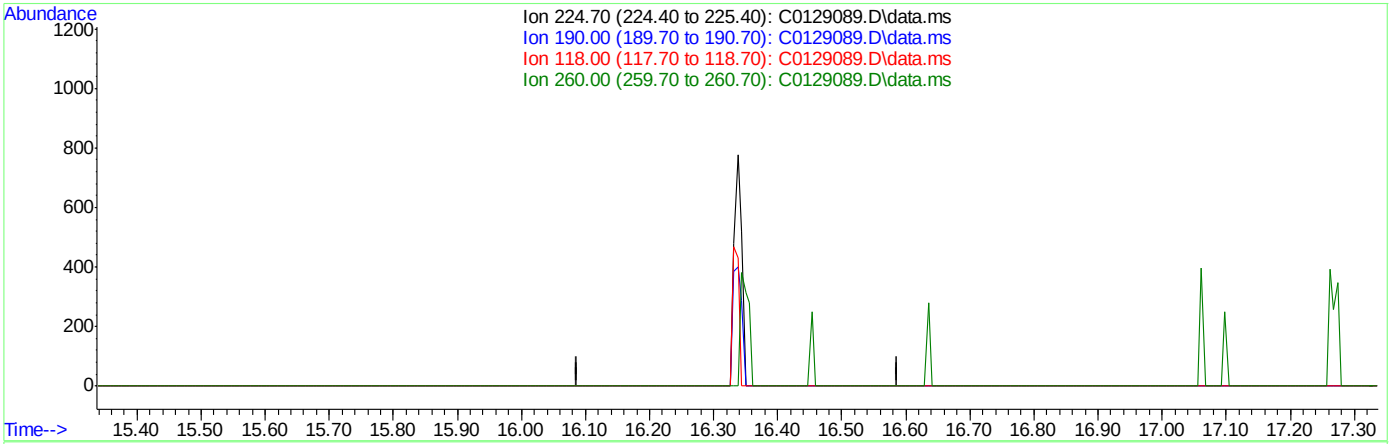

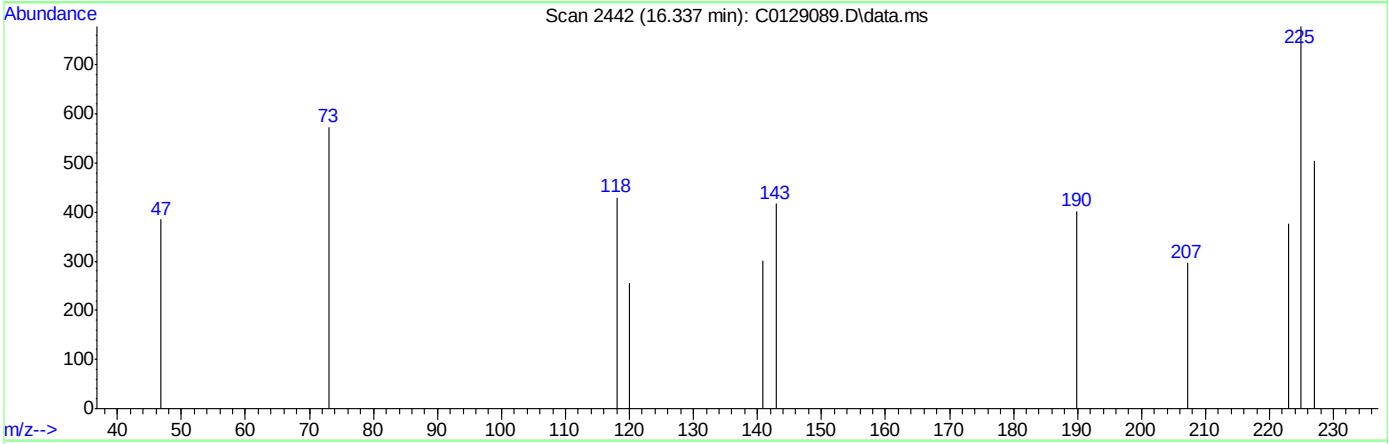

TIC: C0129089.D\data.ms

(102) Hexachlorobutadiene ( )

16.337min (-16.337) 0.00ug/L

response 0

Ion	Exp%	Act%
224.70	100	0.00
190.00	48.30	0.00#
118.00	49.50	0.00#
260.00	31.00	0.00#

Quantitation Report (Qedit)

Data Path : C:\msdchem\2\DATA\121118\
Data File : C0129089.D
Acq On : 11 Dec 2018 2:53 pm
Operator : SHANICAO
Sample : IC5121-1 Inst : MSVOA5
Misc : MS42084,VC5121,,,,,
ALS Vial : 5 Sample Multiplier: 1

Quant Time: Dec 12 07:47:22 2018
Quant Method : C:\msdchem\2\METHODS\RTXVMS121118.M
Quant Title : SW-846 Method 5035A/8260B
QLast Update : Wed Dec 12 07:46:56 2018
Response via : Initial Calibration

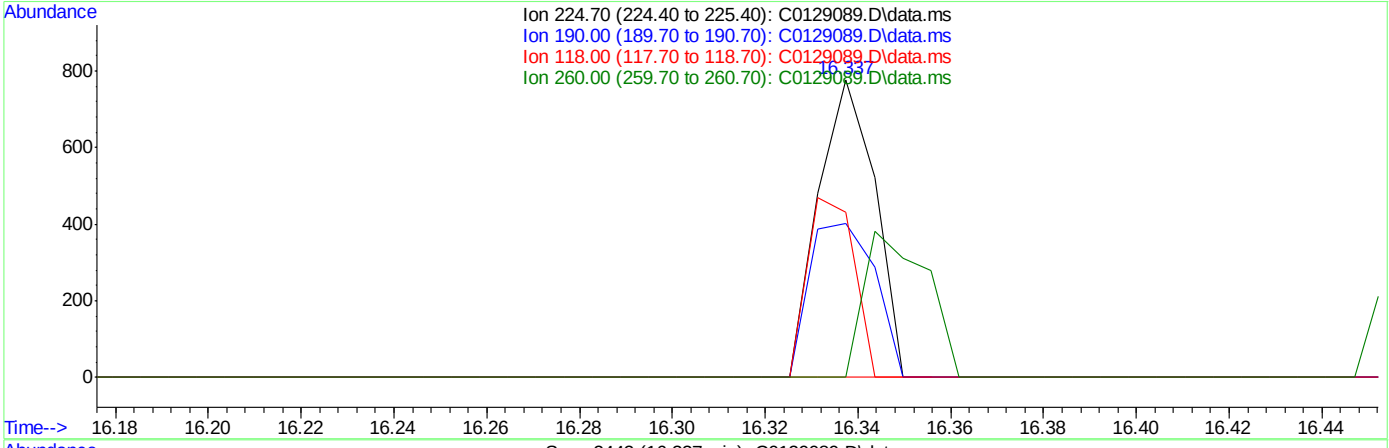

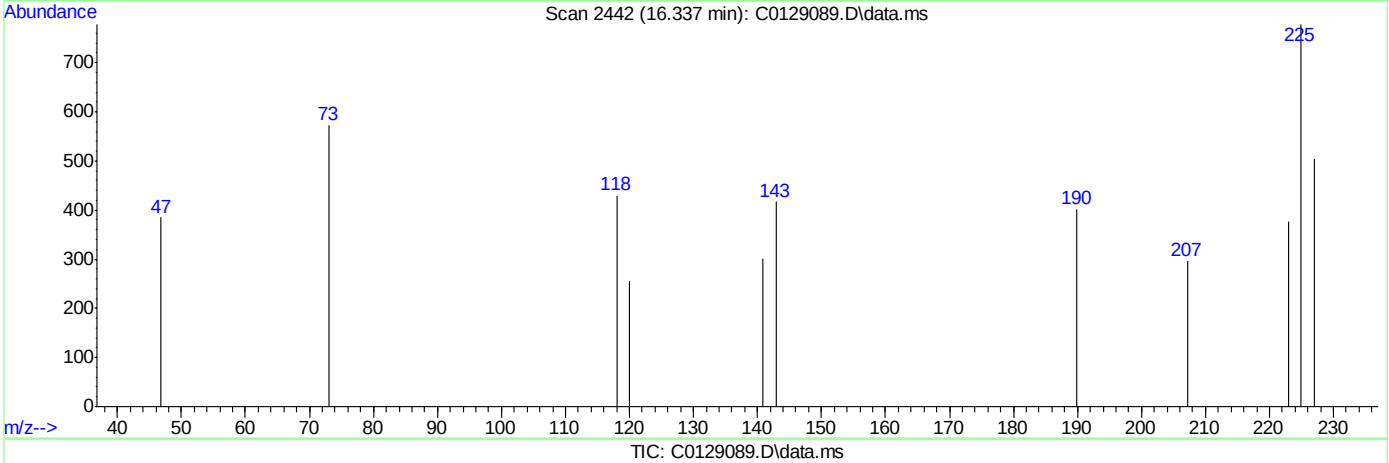

TIC: C0129089.D\data.ms

(102) Hexachlorobutadiene ( )

16.337min (+0.000) 0.53ug/L m

response 650

Ion	Exp%	Act%
224.70	100	100
190.00	48.30	51.67
118.00	49.50	55.27
260.00	31.00	0.00#

Manual Integrations APPROVED (compounds with "m" flag)
Juan Garcia 12/12/18 17:18

Quantitation Report (QT Reviewed)

Data Path : C:\msdchem\2\DATA\121118\
Data File : C0129090.D
Acq On : 11 Dec 2018 3:27 pm
Operator : SHANICAO
Sample : IC5121-2 Inst : MSVOA5
Misc : MS42084,VC5121,,,,,
ALS Vial : 6 Sample Multiplier: 1

Quant Time: Dec 12 07:53:07 2018
Quant Method : C:\msdchem\2\METHODS\RTXVMS121118.M
Quant Title : SW-846 Method 5035A/8260B
QLast Update : Wed Dec 12 07:46:56 2018
Response via : Initial Calibration

Compound	R.T.	QIon	Response	Conc	Units	Dev(Min)
Internal Standards						
1) Fluorobenzene	10.558	96	516907	50.00	ug/L	0.00
56) Chlorobenzene-d5	13.442	117	362982	50.00	ug/L	0.00
78) 1,4-Dichlorobenzene-d4	15.102	152	182592	50.00	ug/L	0.00
106) Tert Butyl Alcohol-d10	6.878	65	133421	250.00	ug/L	-0.02
System Monitoring Compounds						
36) Dibromofluoromethane	9.493	113	124534	58.43	ug/L	0.00
Spiked Amount 50.000	Range 83 - 118		Recovery = 116.86%			
46) 1,2-Dichloroethane-d4	10.217	65	165613	83.82	ug/L	0.00
Spiked Amount 50.000	Range 79 - 125		Recovery = 167.64%#			
57) Toluene-d8	12.152	98	517437	46.10	ug/L	0.00
Spiked Amount 50.000	Range 85 - 112		Recovery = 92.20%			
79) 4-Bromofluorobenzene	14.324	174	139631	48.01	ug/L	0.00
Spiked Amount 50.000	Range 83 - 118		Recovery = 96.02%			
Target Compounds						Qvalue
2) Dichlorodifluoromethane	2.868	85	13200	3.21	ug/L	93
3) Chloromethane	3.215	50	12397	2.47	ug/L	72
4) 1,3-butadiene	3.398	39	15287	3.46	ug/L	80
5) Vinyl Chloride	3.367	62	14307	3.11	ug/L	89
6) Bromomethane	3.933	94	3443	1.89	ug/L	73
7) Chloroethane	4.134	64	8254	3.17	ug/L	87
8) Trichlorofluoromethane	4.383	101	19321	3.39	ug/L	79
9) Ethyl Ether	4.955	59	11857	4.89	ug/L	85
10) 1,2-Dichlorotrifluoroe...	5.296	67	11967	2.67	ug/L	95
11) 1,1-Dichloroethene	5.271	61	17462	2.71	ug/L	96
12) Freon 113	5.338	101	9854	3.31	ug/L	83
13) Carbon Disulfide	5.308	76	29698	3.27	ug/L	96
14) Iodomethane	5.515	142	2877	0.55	ug/L	89
15) Allyl chloride	6.123	41	18654	2.66	ug/L	89
16) Methylene Chloride	6.300	49	20444	3.96	ug/L	92
17) Acetone	6.409	43	30312	76.56	ug/L	81
18) Methyl acetate	6.628	43	75927	69.37	ug/L	97
19) trans-1,2-Dichloroethene	6.592	61	16491	2.83	ug/L	91
20) Hexane	6.725	56	10658	2.99	ug/L #	89
21) Methyl Tert Butyl Ether	6.786	73	38160	5.75	ug/L	85
22) Acetonitrile	7.236	41	28589m	172.66	ug/L	
23) Di-isopropyl ether	7.480	45	47557	3.37	ug/L	98
24) Chloroprene	7.662	53	18756	3.20	ug/L	94
25) 1,1-Dichloroethane	7.693	63	21120	3.17	ug/L	93
26) Acrylonitrile	7.808	52	28436	73.20	ug/L	99
27) ETBE	8.155	59	45901	4.50	ug/L	97
28) Vinyl acetate	8.179	43	181431	43.80	ug/L	100
29) cis-1,2-Dichloroethene	8.721	96	11229	3.62	ug/L	93
30) 2,2-Dichloropropane	8.909	77	19073	3.37	ug/L	92
31) Bromochloromethane	9.086	128	4877	4.70	ug/L	94
32) Cyclohexane	9.062	56	23544	3.37	ug/L	92
33) Chloroform	9.214	83	19811	3.61	ug/L	94
34) Ethyl acetate	9.408	43	99610	69.32	ug/L	97

Quantitation Report (QT Reviewed)

Data Path : C:\msdchem\2\DATA\121118\
Data File : C0129090.D
Acq On : 11 Dec 2018 3:27 pm
Operator : SHANICAO
Sample : IC5121-2 Inst : MSVOA5
Misc : MS42084,VC5121,,,,,
ALS Vial : 6 Sample Multiplier: 1

Quant Time: Dec 12 07:53:07 2018
Quant Method : C:\msdchem\2\METHODS\RTXVMS121118.M
Quant Title : SW-846 Method 5035A/8260B
QLast Update : Wed Dec 12 07:46:56 2018
Response via : Initial Calibration

Compound	R.T.	QIon	Response	Conc	Units	Dev(Min)
35) Tetrahydrofuran	9.457	42	7916	15.61	ug/L	92
37) Carbon Tetrachloride	9.414	117	15230	3.30	ug/L	89
38) 1,1,1-Trichloroethane	9.518	97	18265	3.27	ug/L	98
39) 2-Butanone	9.682	43	53920	86.98	ug/L	89
40) 1,1-Dichloropropene	9.700	75	16400	3.52	ug/L	97
41) tert-Butyl formate	9.865	59	72091	79.33	ug/L	93
42) Propionitrile	10.084	54	30599	186.15	ug/L	87
43) Methacrylonitrile	10.102	41	118028	132.89	ug/L	97
44) Benzene	10.041	78	44718	3.48	ug/L	98
45) TAME	10.193	73	37419	5.12	ug/L	93
47) 1,2-Dichloroethane	10.303	62	18049	5.92	ug/L	96
48) Trichloroethene	10.765	95	11783	3.40	ug/L	90
49) Methylcyclohexane	10.734	83	17682	3.18	ug/L	89
50) Dibromomethane	11.221	93	7053	6.51	ug/L	97
51) 1,2-Dichloropropane	11.319	63	12899	4.18	ug/L	96
52) Bromodichloromethane	11.392	83	16036	4.60	ug/L	95
53) Methyl methacrylate	11.531	41	15323	9.78	ug/L	79
54) 2-Chloroethyl vinyl ether	11.927	63	49671	58.17	ug/L	96
55) cis-1,3-Dichloropropene	11.988	75	19906	4.47	ug/L	87
58) Toluene	12.201	91	46791	3.15	ug/L	96
59) 2-Nitropropane	12.407	41	31185	72.26	ug/L	95
60) 4-Methyl-2-pentanone	12.517	43	108115	60.26	ug/L	98
61) trans-1,3-Dichloropropene	12.566	75	18672	5.32	ug/L	98
62) Tetrachloroethene	12.541	166	12173	3.18	ug/L	92
63) Ethyl methacrylate	12.669	69	18293	7.52	ug/L	85
64) 1,1,2-Trichloroethane	12.699	83	8755	5.91	ug/L	95
65) Dibromochloromethane	12.858	129	11295	5.49	ug/L	95
66) 1,3-Dichloropropane	12.925	76	20121	6.08	ug/L	96
67) 1,2-Dibromoethane	13.052	107	11121	7.26	ug/L	96
68) 2-hexanone	13.186	43	106645	74.42	ug/L	95
69) 1-Chlorohexane	13.405	91	16156	3.18	ug/L	90
70) Ethylbenzene	13.454	91	54192	2.98	ug/L	96
71) Chlorobenzene	13.454	112	29823	3.44	ug/L	97
72) 1,1,1,2-Tetrachloroethane	13.496	131	10079	3.48	ug/L	94
73) m,p-Xylene	13.557	91	85670	6.04	ug/L	94
74) o-Xylene	13.880	91	43584	3.24	ug/L	96
75) Styrene	13.922	104	34004	3.61	ug/L	92
76) Bromoform	13.971	173	8321	7.86	ug/L	91
77) Isopropylbenzene	14.099	105	48753	2.93	ug/L	100
80) cis-1,4-Dichloro-2-butene	14.354	53	5973	10.05	ug/L	90
81) n-Propylbenzene	14.391	91	61543	2.89	ug/L	96
82) Bromobenzene	14.415	156	12072	3.45	ug/L	94
83) 1,1,2,2-Tetrachloroethane	14.445	83	16167	7.93	ug/L	90
84) 1,3,5-Trimethylbenzene	14.506	105	41389	2.89	ug/L	96
85) 2-Chlorotoluene	14.525	91	41597	2.99	ug/L	96
86) trans-1,4-Dichloro-2-B...	14.354	53	5973	10.06	ug/L	95
87) 1,2,3-Trichloropropane	14.555	110	5170	9.71	ug/L	94
88) Cyclohexanone	14.610	55	4572	24.80	ug/L	93
89) 4-Chlorotoluene	14.640	91	36996	2.99	ug/L	94
90) tert-Butylbenzene	14.744	91	24443	2.81	ug/L	97

Quantitation Report (QT Reviewed)

Data Path : C:\msdchem\2\DATA\121118\
Data File : C0129090.D
Acq On : 11 Dec 2018 3:27 pm
Operator : SHANICAO
Sample : IC5121-2 Inst : MSVOA5
Misc : MS42084,VC5121,,,,,
ALS Vial : 6 Sample Multiplier: 1

Quant Time: Dec 12 07:53:07 2018
Quant Method : C:\msdchem\2\METHODS\RTXVMS121118.M
Quant Title : SW-846 Method 5035A/8260B
QLast Update : Wed Dec 12 07:46:56 2018
Response via : Initial Calibration

Compound	R.T.	QIon	Response	Conc	Units		Dev(Min)
92) 1,2,4-Trimethylbenzene	14.786	105	41767	2.79	ug/L		98
93) Pentachloroethane	14.792	167	6795	3.52	ug/L		97
94) sec-Butylbenzene	14.865	105	48150	2.83	ug/L		98
95) 4-Isopropyltoluene	14.944	119	40032	2.87	ug/L		94
96) 1,3-Dichlorobenzene	15.054	146	22055	3.16	ug/L		95
97) 1,4-Dichlorobenzene	15.115	146	22922	3.34	ug/L		94
98) n-Butylbenzene	15.236	92	22246	3.20	ug/L		96
99) Benzyl Chloride	15.267	126	6186	8.54	ug/L	#	86
100) 1,2-Dichlorobenzene	15.407	146	21092	3.76	ug/L		97
101) 1,2-Dibromo-3-Chloropr...	15.936	75	4375	13.17	ug/L		91
102) Hexachlorobutadiene	16.337	225	4368	3.35	ug/L		93
103) 1,2,4-Trichlorobenzene	16.392	180	11864	4.48	ug/L		96
104) Naphthalene	16.636	128	45564	11.73	ug/L		93
105) 1,2,3-Trichlorobenzene	16.782	180	11854	6.76	ug/L		95
108) Acrolein	5.874	56	14203	13.00	ug/L	#	47
109) Tert Butyl Alcohol	6.999	59	30988	31.36	ug/L		94
110) Isobutyl alcohol	10.351	43	24421	63.22	ug/L		91
111) Tert Amyl Alcohol	10.461	59	24927	33.51	ug/L		91
112) 1,4-Dioxane	11.592	88	4258	78.44	ug/L		90
113) 3,3-dimethyl-1-butanol	13.162	57	141563	173.89	ug/L		97

(#) = qualifier out of range (m) = manual integration (+) = signals summed

Quantitation Report (QT Reviewed)

Data Path : C:\msdchem\2\DATA\121118\
Data File : C0129090.D
Acq On : 11 Dec 2018 3:27 pm
Operator : SHANICAO
Sample : IC5121-2 Inst : MSVOA5
Misc : MS42084,VC5121,,,,,
ALS Vial : 6 Sample Multiplier: 1

Quant Time: Dec 12 07:53:07 2018
Quant Method : C:\msdchem\2\METHODS\RTXVMS121118.M
Quant Title : SW-846 Method 5035A/8260B
QLast Update : Wed Dec 12 07:46:56 2018
Response via : Initial Calibration

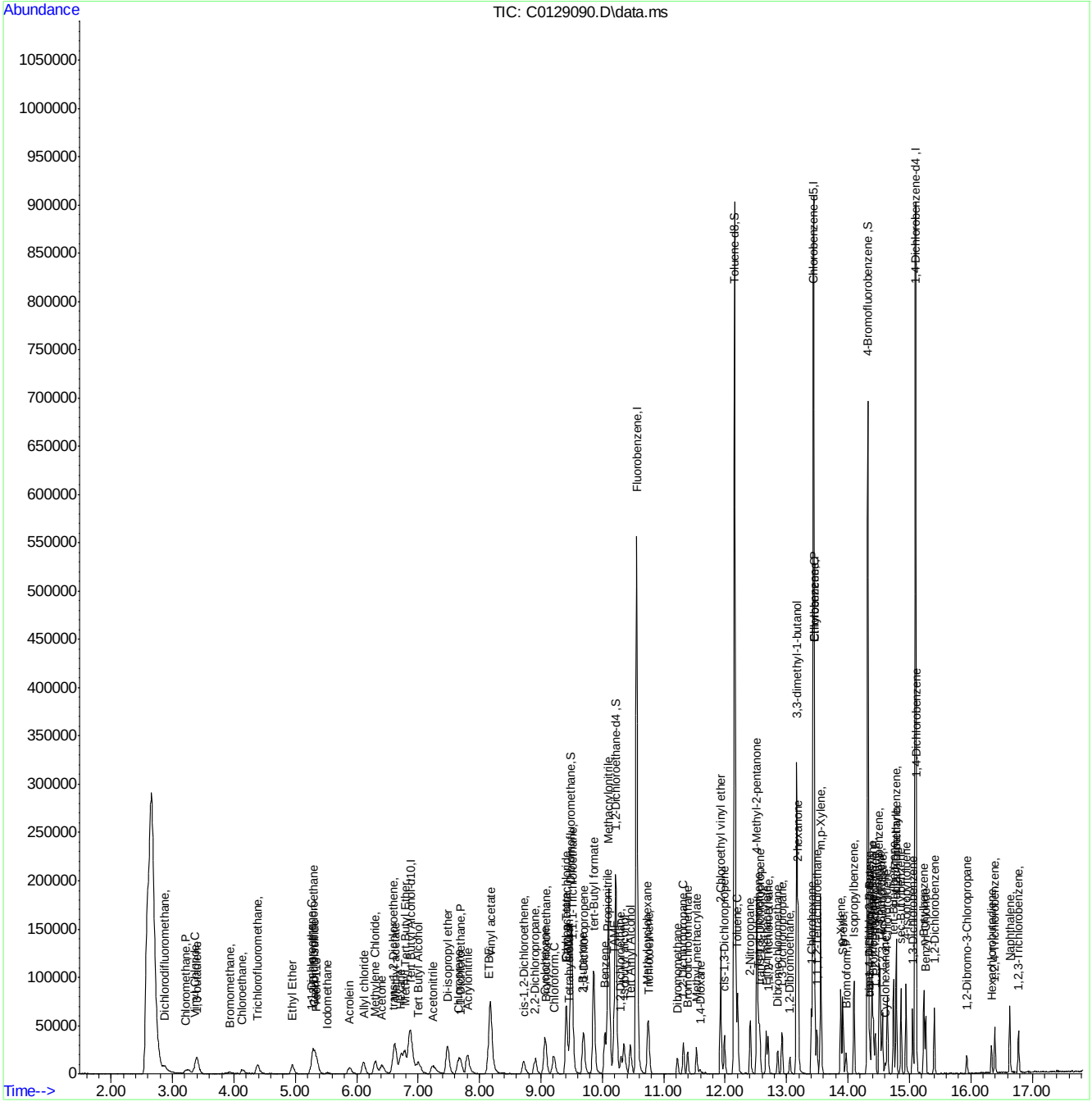

Manual Integration Approval Summary

Sample Number:	VC5121-IC5121	**Method:**	SW846 8260B
Lab FileID:	C0129090.D	**Analyst approved:**	12/12/18 10:24 Shanica O'Connor
Injection Time:	12/11/18 15:27	**Supervisor approved:**	12/12/18 17:18 Juan Garcia

Parameter	CAS	Sig#	R.T. (min.)	Reason
Acetonitrile	75-05-8		7.24	Poor instrument integration

Quantitation Report (Qedit)

Data Path : C:\msdchem\2\DATA\121118\
Data File : C0129090.D
Acq On : 11 Dec 2018 3:27 pm
Operator : SHANICAO
Sample : IC5121-2 Inst : MSVOA5
Misc : MS42084,VC5121,,,,,
ALS Vial : 6 Sample Multiplier: 1

Quant Time: Dec 12 07:47:25 2018
Quant Method : C:\msdchem\2\METHODS\RTXVMS121118.M
Quant Title : SW-846 Method 5035A/8260B
QLast Update : Wed Dec 12 07:46:56 2018
Response via : Initial Calibration

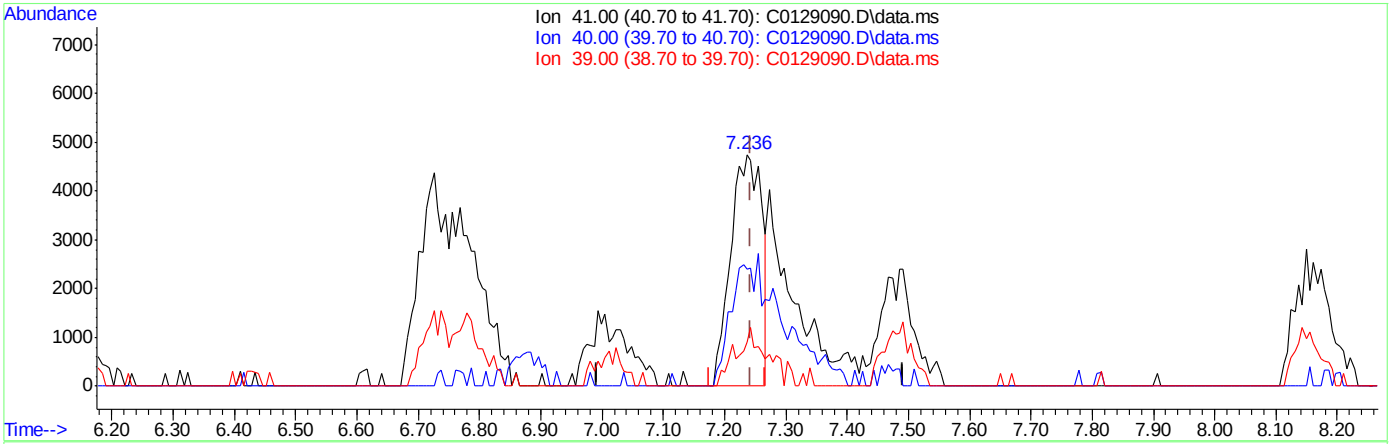

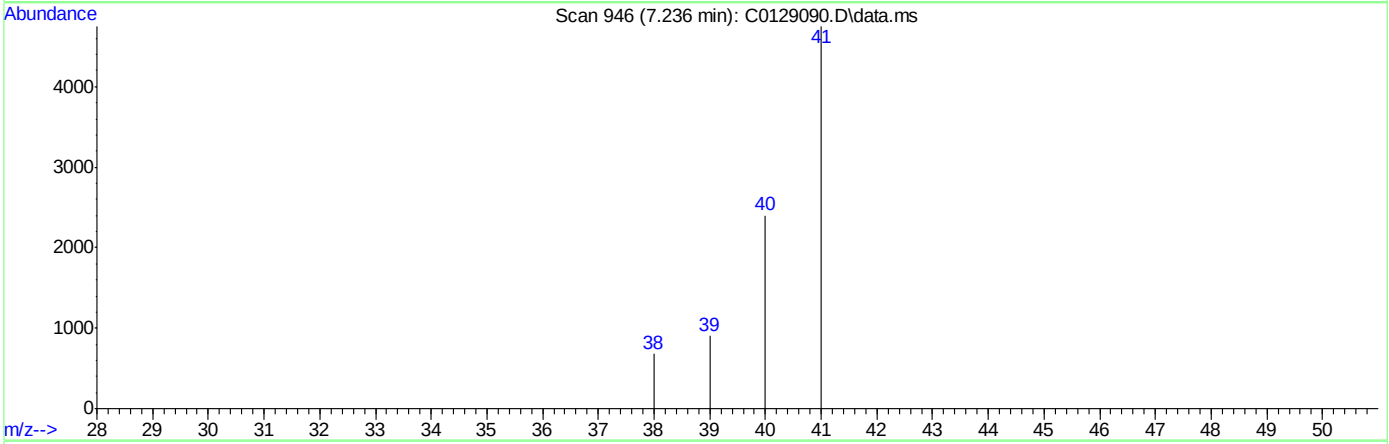

TIC: C0129090.D\data.ms

(22) Acetonitrile

7.236min (-0.006) 100.50ug/L

response 16923

Ion	Exp%	Act%
41.00	100	100
40.00	45.90	50.45
39.00	13.20	18.97
0.00	0.00	0.00

Quantitation Report (Qedit)

Data Path : C:\msdchem\2\DATA\121118\
Data File : C0129090.D
Acq On : 11 Dec 2018 3:27 pm
Operator : SHANICAO
Sample : IC5121-2 Inst : MSVOA5
Misc : MS42084,VC5121,,,,,
ALS Vial : 6 Sample Multiplier: 1

Quant Time: Dec 12 07:47:25 2018
Quant Method : C:\msdchem\2\METHODS\RTXVMS121118.M
Quant Title : SW-846 Method 5035A/8260B
QLast Update : Wed Dec 12 07:46:56 2018
Response via : Initial Calibration

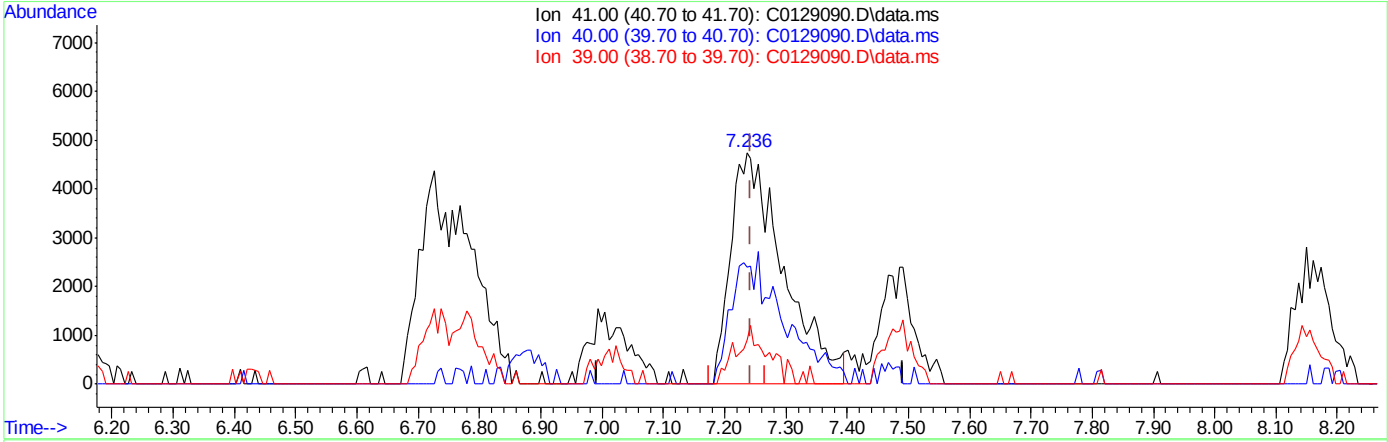

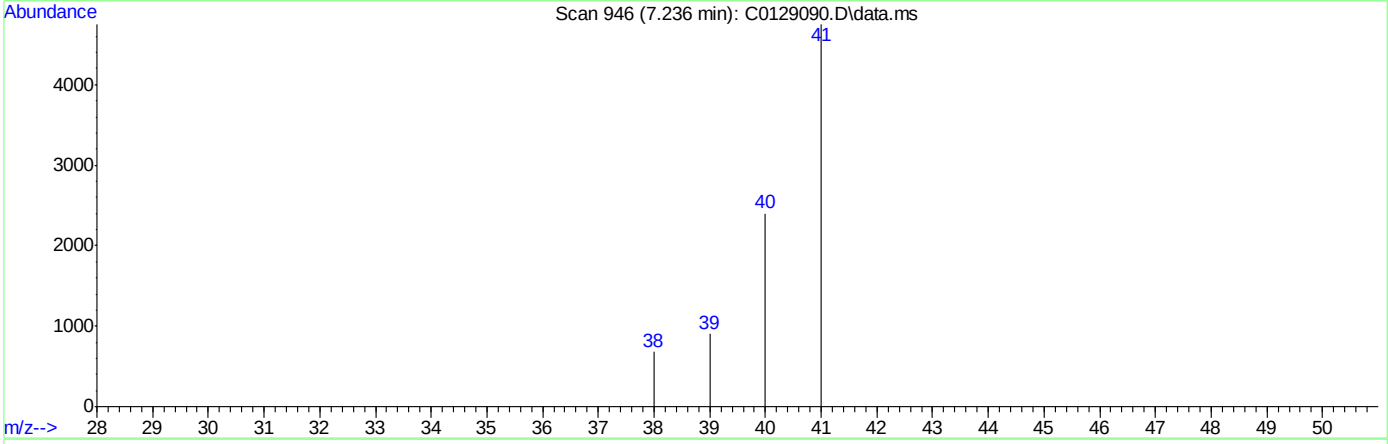

TIC: C0129090.D\data.ms

(22) Acetonitrile

7.236min (-0.006) 172.66ug/L m

response 28589

Ion	Exp%	Act%
41.00	100	100
40.00	45.90	50.45
39.00	13.20	18.97
0.00	0.00	0.00

Manual Integrations APPROVED (compounds with "m" flag)
Juan Garcia 12/12/18 17:18

Quantitation Report (QT Reviewed)

Data Path : C:\msdchem\2\DATA\121118\
Data File : C0129091.D
Acq On : 11 Dec 2018 3:53 pm
Operator : SHANICAO
Sample : IC5121-3 Inst : MSVOA5
Misc : MS42084,VC5121,,,,,
ALS Vial : 7 Sample Multiplier: 1

Quant Time: Dec 12 07:54:40 2018
Quant Method : C:\msdchem\2\METHODS\RTXVMS121118.M
Quant Title : SW-846 Method 5035A/8260B
QLast Update : Wed Dec 12 07:46:56 2018
Response via : Initial Calibration

Compound	R.T.	QIon	Response	Conc	Units	Dev(Min)
Internal Standards						
1) Fluorobenzene	10.558	96	539949	50.00	ug/L	0.00
56) Chlorobenzene-d5	13.442	117	374226	50.00	ug/L	0.00
78) 1,4-Dichlorobenzene-d4	15.102	152	184077	50.00	ug/L	0.00
106) Tert Butyl Alcohol-d10	6.883	65	134472	250.00	ug/L	-0.01
System Monitoring Compounds						
36) Dibromofluoromethane	9.499	113	126774	56.94	ug/L	0.00
Spiked Amount 50.000	Range 83 - 118		Recovery = 113.88%			
46) 1,2-Dichloroethane-d4	10.223	65	170245	82.49	ug/L	0.00
Spiked Amount 50.000	Range 79 - 125		Recovery = 164.98%#			
57) Toluene-d8	12.158	98	535365	46.26	ug/L	0.00
Spiked Amount 50.000	Range 85 - 112		Recovery = 92.52%			
79) 4-Bromofluorobenzene	14.324	174	144948	49.44	ug/L	0.00
Spiked Amount 50.000	Range 83 - 118		Recovery = 98.88%			
Target Compounds						Qvalue
2) Dichlorodifluoromethane	2.874	85	28530	6.64	ug/L	93
3) Chloromethane	3.227	50	26613m	5.07	ug/L	
4) 1,3-butadiene	3.385	39	31587	6.86	ug/L	90
5) Vinyl Chloride	3.361	62	33009	6.88	ug/L	95
6) Bromomethane	3.909	94	7356	3.86	ug/L	73
7) Chloroethane	4.152	64	17023	6.28	ug/L	94
8) Trichlorofluoromethane	4.377	101	40601	6.81	ug/L	99
9) Ethyl Ether	4.955	59	25969	10.42	ug/L	91
10) 1,2-Dichlorotrifluoroe...	5.296	67	27782	5.99	ug/L	90
11) 1,1-Dichloroethene	5.271	61	38878	5.82	ug/L	98
12) Freon 113	5.356	101	23102m	7.42	ug/L	
13) Carbon Disulfide	5.308	76	66443	7.01	ug/L	90
14) Iodomethane	5.521	142	8543	1.57	ug/L	87
15) Allyl chloride	6.111	41	42866	5.91	ug/L	93
16) Methylene Chloride	6.299	49	44959	8.43	ug/L	94
17) Acetone	6.409	43	66661	169.36	ug/L	84
18) Methyl acetate	6.622	43	158879	144.76	ug/L	96
19) trans-1,2-Dichloroethene	6.579	61	36616	6.07	ug/L	94
20) Hexane	6.731	56	24357	6.59	ug/L	93
21) Methyl Tert Butyl Ether	6.786	73	85518	12.52	ug/L	87
22) Acetonitrile	7.248	41	57003m	343.32	ug/L	
23) Di-isopropyl ether	7.480	45	107968	7.38	ug/L	97
24) Chloroprene	7.656	53	42668	6.97	ug/L	96
25) 1,1-Dichloroethane	7.705	63	46466	6.70	ug/L	93
26) Acrylonitrile	7.802	52	63402	156.87	ug/L	90
27) ETBE	8.155	59	100349	9.41	ug/L	97
28) Vinyl acetate	8.179	43	397763	91.93	ug/L	99
29) cis-1,2-Dichloroethene	8.715	96	24476	7.56	ug/L	95
30) 2,2-Dichloropropane	8.909	77	39717	6.72	ug/L	90
31) Bromochloromethane	9.086	128	11397	10.52	ug/L	91
32) Cyclohexane	9.061	56	51309	7.03	ug/L	93
33) Chloroform	9.213	83	42389	7.40	ug/L	97
34) Ethyl acetate	9.408	43	212324	141.45	ug/L	97

Quantitation Report (QT Reviewed)

Data Path : C:\msdchem\2\DATA\121118\
Data File : C0129091.D
Acq On : 11 Dec 2018 3:53 pm
Operator : SHANICAO
Sample : IC5121-3 Inst : MSVOA5
Misc : MS42084,VC5121,,,,,
ALS Vial : 7 Sample Multiplier: 1

Quant Time: Dec 12 07:54:40 2018
Quant Method : C:\msdchem\2\METHODS\RTXVMS121118.M
Quant Title : SW-846 Method 5035A/8260B
QLast Update : Wed Dec 12 07:46:56 2018
Response via : Initial Calibration

Compound	R.T.	QIon	Response	Conc	Units	Dev(Min)
35) Tetrahydrofuran	9.457	42	16286	30.69	ug/L	86
37) Carbon Tetrachloride	9.414	117	35337	7.32	ug/L	97
38) 1,1,1-Trichloroethane	9.518	97	40887	7.01	ug/L	91
39) 2-Butanone	9.676	43	111266	172.68	ug/L	88
40) 1,1-Dichloropropene	9.700	75	36181	7.43	ug/L	87
41) tert-Butyl formate	9.864	59	157599	166.01	ug/L	94
42) Propionitrile	10.077	54	63825	371.70	ug/L	83
43) Methacrylonitrile	10.102	41	250212	269.70	ug/L	99
44) Benzene	10.041	78	98927	7.38	ug/L	100
45) TAME	10.193	73	81770	10.77	ug/L	94
47) 1,2-Dichloroethane	10.308	62	39266	12.34	ug/L	98
48) Trichloroethene	10.759	95	25329	6.99	ug/L	95
49) Methylcyclohexane	10.740	83	41383	7.13	ug/L	95
50) Dibromomethane	11.221	93	16137	14.25	ug/L	95
51) 1,2-Dichloropropane	11.318	63	27537	8.54	ug/L	94
52) Bromodichloromethane	11.391	83	33144	9.09	ug/L	98
53) Methyl methacrylate	11.531	41	35546	21.78	ug/L	93
54) 2-Chloroethyl vinyl ether	11.927	63	106075	118.92	ug/L	98
55) cis-1,3-Dichloropropene	11.994	75	44666	9.61	ug/L	94
58) Toluene	12.200	91	102824	6.72	ug/L	98
59) 2-Nitropropane	12.407	41	64072	144.00	ug/L	98
60) 4-Methyl-2-pentanone	12.517	43	230207	126.04	ug/L	98
61) trans-1,3-Dichloropropene	12.565	75	40536	11.21	ug/L	98
62) Tetrachloroethene	12.547	166	25244	6.40	ug/L	97
63) Ethyl methacrylate	12.669	69	40082	15.98	ug/L	93
64) 1,1,2-Trichloroethane	12.705	83	19321	12.65	ug/L	86
65) Dibromochloromethane	12.858	129	25062	11.82	ug/L	92
66) 1,3-Dichloropropane	12.924	76	43398	12.73	ug/L	99
67) 1,2-Dibromoethane	13.058	107	24302	15.40	ug/L	95
68) 2-hexanone	13.186	43	224711	152.11	ug/L	96
69) 1-Chlorohexane	13.405	91	35247	6.73	ug/L	96
70) Ethylbenzene	13.454	91	121040	6.48	ug/L	98
71) Chlorobenzene	13.454	112	61745	6.91	ug/L	98
72) 1,1,1,2-Tetrachloroethane	13.496	131	23773	7.96	ug/L	97
73) m,p-Xylene	13.557	91	190179	13.08	ug/L	98
74) o-Xylene	13.880	91	95722	6.89	ug/L	99
75) Styrene	13.922	104	73463	7.57	ug/L	96
76) Bromoform	13.971	173	18524	16.96	ug/L	93
77) Isopropylbenzene	14.099	105	110379	6.46	ug/L	97
80) cis-1,4-Dichloro-2-butene	14.354	53	14233	23.31	ug/L	92
81) n-Propylbenzene	14.391	91	136629	6.37	ug/L	100
82) Bromobenzene	14.415	156	26141	7.41	ug/L	100
83) 1,1,2,2-Tetrachloroethane	14.445	83	34441	16.76	ug/L	91
84) 1,3,5-Trimethylbenzene	14.512	105	90493	6.27	ug/L	100
85) 2-Chlorotoluene	14.524	91	90705	6.47	ug/L	95
86) trans-1,4-Dichloro-2-B...	14.354	53	14233	23.32	ug/L	90
87) 1,2,3-Trichloropropane	14.555	110	10746	20.02	ug/L	94
88) Cyclohexanone	14.610	55	8505	45.22	ug/L	96
89) 4-Chlorotoluene	14.640	91	81093	6.51	ug/L	94
90) tert-Butylbenzene	14.743	91	55258	6.30	ug/L	99

Quantitation Report (QT Reviewed)

Data Path : C:\msdchem\2\DATA\121118\
Data File : C0129091.D
Acq On : 11 Dec 2018 3:53 pm
Operator : SHANICAO
Sample : IC5121-3 Inst : MSVOA5
Misc : MS42084,VC5121,,,,,
ALS Vial : 7 Sample Multiplier: 1

Quant Time: Dec 12 07:54:40 2018
Quant Method : C:\msdchem\2\METHODS\RTXVMS121118.M
Quant Title : SW-846 Method 5035A/8260B
QLast Update : Wed Dec 12 07:46:56 2018
Response via : Initial Calibration

Compound	R.T.	QIon	Response	Conc	Units		Dev(Min)
92) 1,2,4-Trimethylbenzene	14.786	105	90694	6.04	ug/L		98
93) Pentachloroethane	14.792	167	15430	7.92	ug/L		87
94) sec-Butylbenzene	14.865	105	106435	6.21	ug/L		97
95) 4-Isopropyltoluene	14.944	119	89433	6.36	ug/L		96
96) 1,3-Dichlorobenzene	15.054	146	48197	6.84	ug/L		98
97) 1,4-Dichlorobenzene	15.115	146	50994	7.37	ug/L		95
98) n-Butylbenzene	15.236	92	48235	6.89	ug/L		95
99) Benzyl Chloride	15.267	126	13250	17.96	ug/L		98
100) 1,2-Dichlorobenzene	15.407	146	47644	8.44	ug/L		98
101) 1,2-Dibromo-3-Chloropr...	15.936	75	9084	27.13	ug/L		96
102) Hexachlorobutadiene	16.337	225	10111	7.68	ug/L		99
103) 1,2,4-Trichlorobenzene	16.392	180	25750	9.65	ug/L		96
104) Naphthalene	16.635	128	97460	24.90	ug/L		97
105) 1,2,3-Trichlorobenzene	16.775	180	25436	14.39	ug/L		97
107) Ethanol	5.308	45	12806m	118.66	ug/L		
108) Acrolein	5.867	56	32907	29.86	ug/L		98
109) Tert Butyl Alcohol	7.011	59	65499	65.76	ug/L		97
110) Isobutyl alcohol	10.351	43	53954	138.78	ug/L		95
111) Tert Amyl Alcohol	10.461	59	52747	70.36	ug/L		97
112) 1,4-Dioxane	11.586	88	8942	161.79	ug/L	#	81
113) 3,3-dimethyl-1-butanol	13.168	57	299231	364.68	ug/L		98

(#) = qualifier out of range (m) = manual integration (+) = signals summed

Quantitation Report (QT Reviewed)

Data Path : C:\msdchem\2\DATA\121118\
Data File : C0129091.D
Acq On : 11 Dec 2018 3:53 pm
Operator : SHANICAO
Sample : IC5121-3 Inst : MSVOA5
Misc : MS42084,VC5121,,,,,
ALS Vial : 7 Sample Multiplier: 1

Quant Time: Dec 12 07:54:40 2018
Quant Method : C:\msdchem\2\METHODS\RTXVMS121118.M
Quant Title : SW-846 Method 5035A/8260B
QLast Update : Wed Dec 12 07:46:56 2018
Response via : Initial Calibration

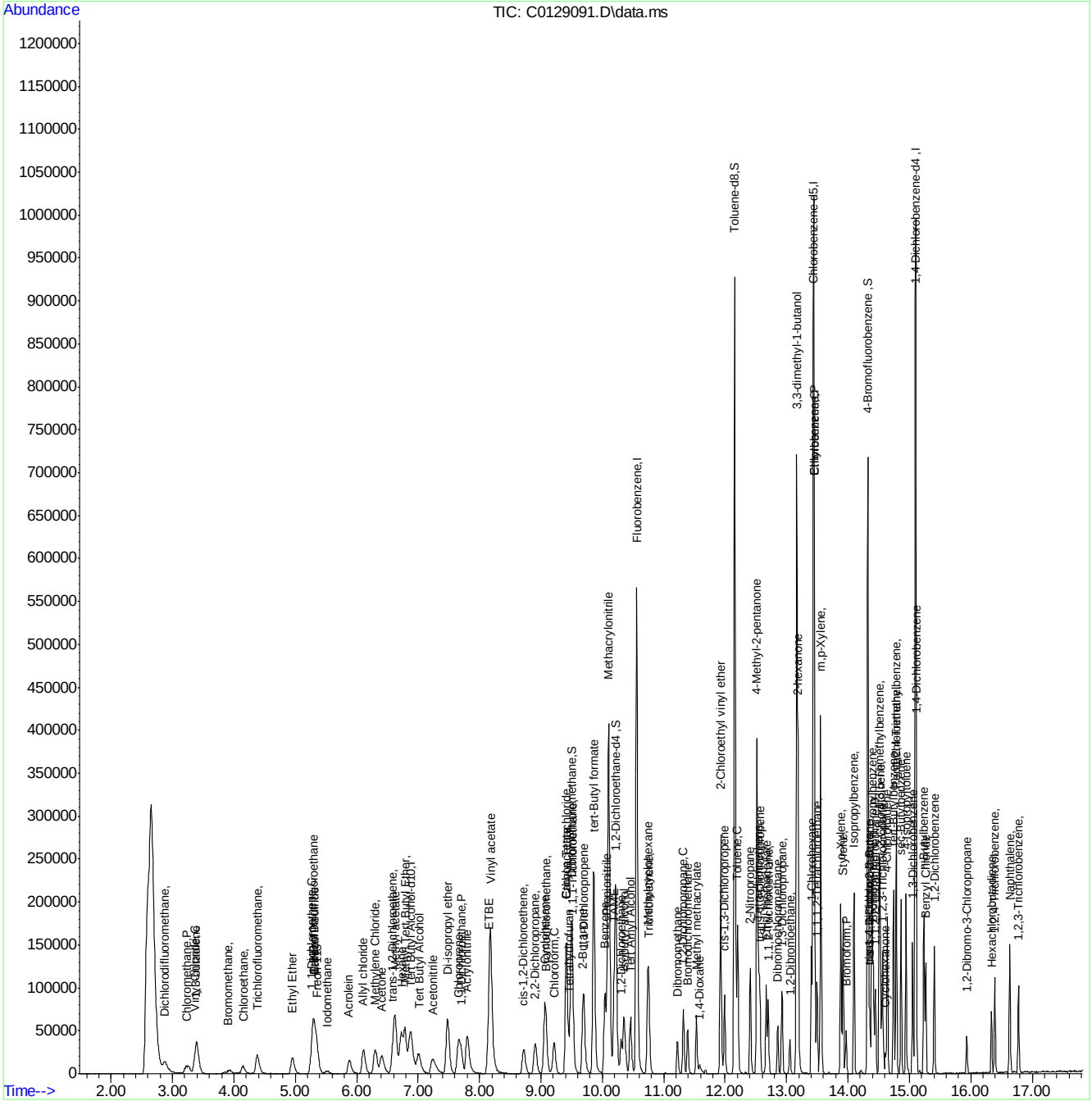

Manual Integration Approval Summary

Sample Number: VC5121-IC5121
Lab FileID: C0129091.D
Injection Time: 12/11/18 15:53
Method: SW846 8260B
Analyst approved: 12/12/18 10:24 Shanica O'Connor
Supervisor approved: 12/12/18 17:18 Juan Garcia

Parameter	CAS	Sig#	R.T. (min.)	Reason
Methyl Chloride	74-87-3		3.23	Split peak
Ethyl Alcohol	64-17-5		5.31	Poor instrument integration
Freon 113	76-13-1		5.36	Split peak
Acetonitrile	75-05-8		7.25	Split peak

Quantitation Report (Qedit)

Data Path : C:\msdchem\2\DATA\121118\
Data File : C0129091.D
Acq On : 11 Dec 2018 3:53 pm
Operator : SHANICAO
Sample : IC5121-3 Inst : MSVOA5
Misc : MS42084,VC5121,,,,,
ALS Vial : 7 Sample Multiplier: 1

Quant Time: Dec 12 07:47:28 2018
Quant Method : C:\msdchem\2\METHODS\RTXVMS121118.M
Quant Title : SW-846 Method 5035A/8260B
QLast Update : Wed Dec 12 07:46:56 2018
Response via : Initial Calibration

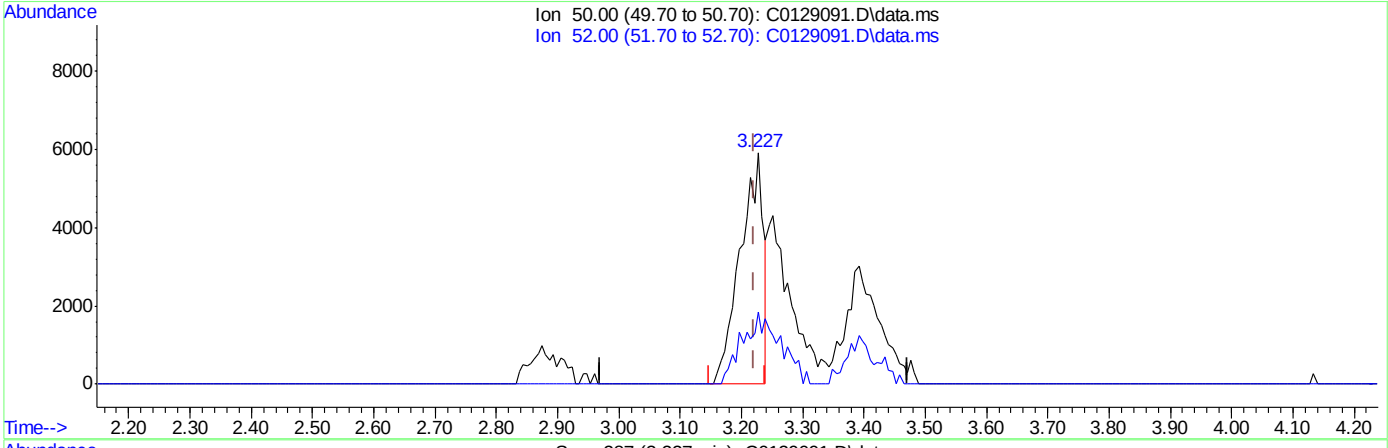

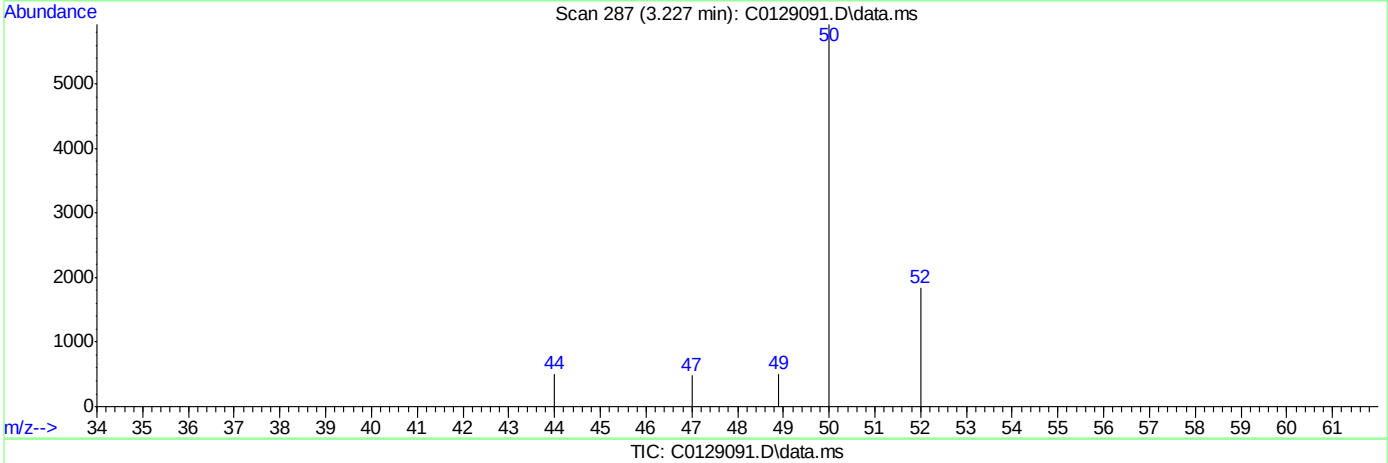

TIC: C0129091.D\data.ms

(3) Chloromethane (P)

3.227min (+0.006) 2.99ug/L

response 15721

Ion	Exp%	Act%
50.00	100	100
52.00	32.30	31.01
0.00	0.00	0.00
0.00	0.00	0.00

Quantitation Report (Qedit)

Data Path : C:\msdchem\2\DATA\121118\
Data File : C0129091.D
Acq On : 11 Dec 2018 3:53 pm
Operator : SHANICAO
Sample : IC5121-3 Inst : MSVOA5
Misc : MS42084,VC5121,,,,,
ALS Vial : 7 Sample Multiplier: 1

Quant Time: Dec 12 07:47:28 2018
Quant Method : C:\msdchem\2\METHODS\RTXVMS121118.M
Quant Title : SW-846 Method 5035A/8260B
QLast Update : Wed Dec 12 07:46:56 2018
Response via : Initial Calibration

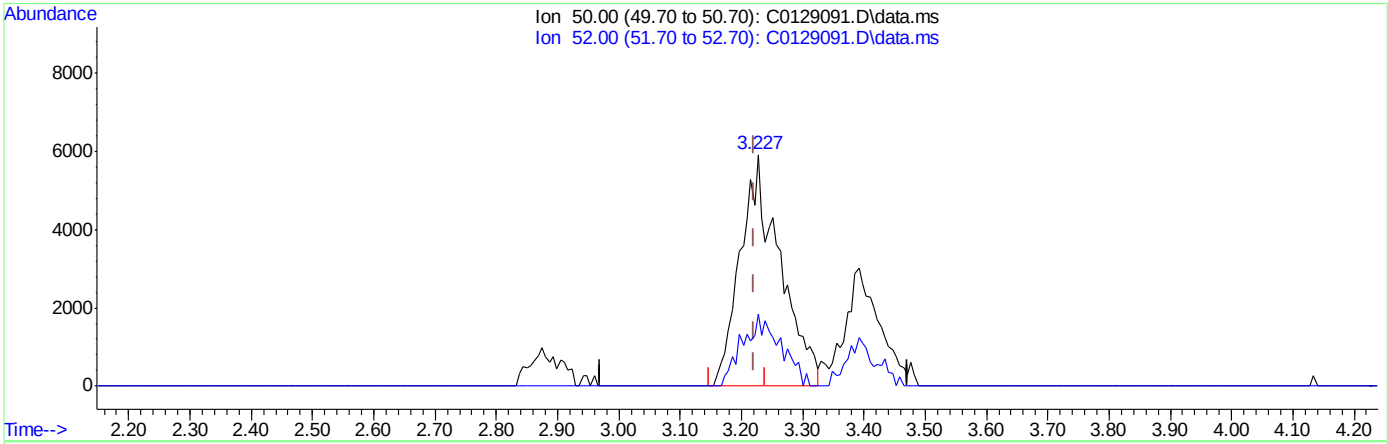

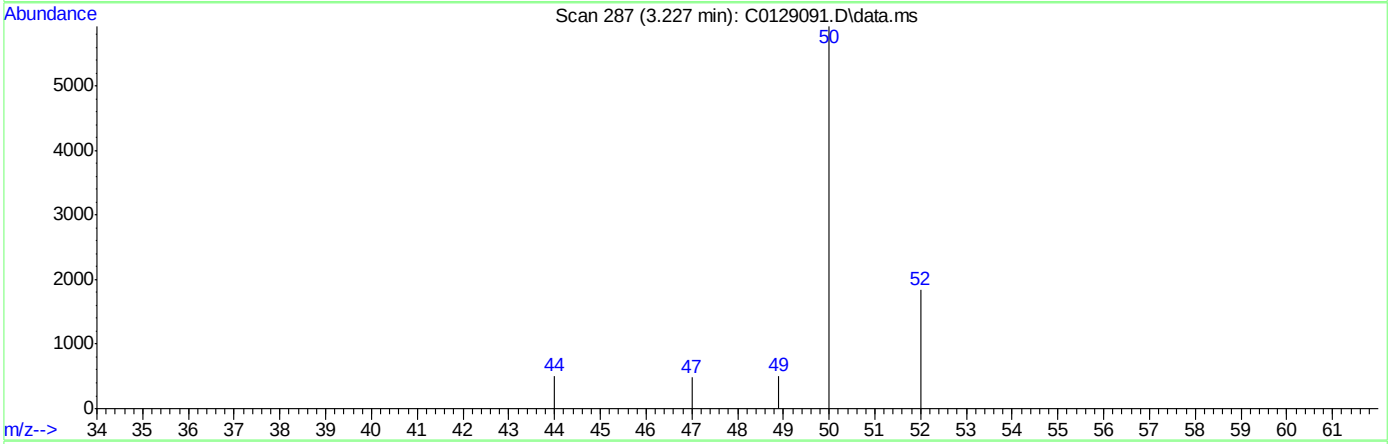

TIC: C0129091.D\data.ms

(3) Chloromethane (P)

3.227min (+0.006) 5.07ug/L m

response 26613

Ion	Exp%	Act%
50.00	100	100
52.00	32.30	31.01
0.00	0.00	0.00
0.00	0.00	0.00

Quantitation Report (Qedit)

Data Path : C:\msdchem\2\DATA\121118\
Data File : C0129091.D
Acq On : 11 Dec 2018 3:53 pm
Operator : SHANICAO
Sample : IC5121-3 Inst : MSVOA5
Misc : MS42084,VC5121,,,,,
ALS Vial : 7 Sample Multiplier: 1

Quant Time: Dec 12 07:47:28 2018
Quant Method : C:\msdchem\2\METHODS\RTXVMS121118.M
Quant Title : SW-846 Method 5035A/8260B
QLast Update : Wed Dec 12 07:46:56 2018
Response via : Initial Calibration

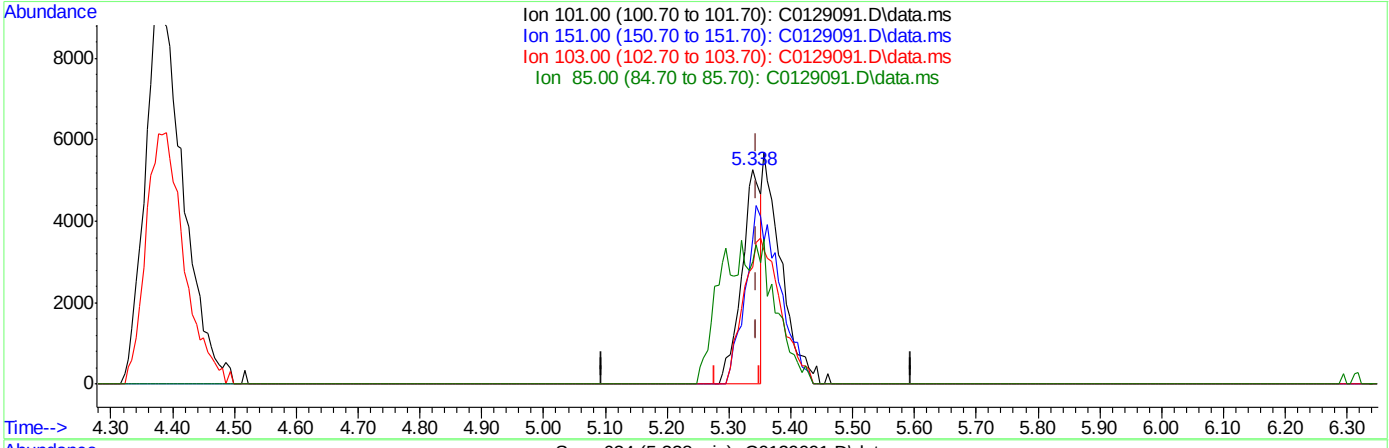

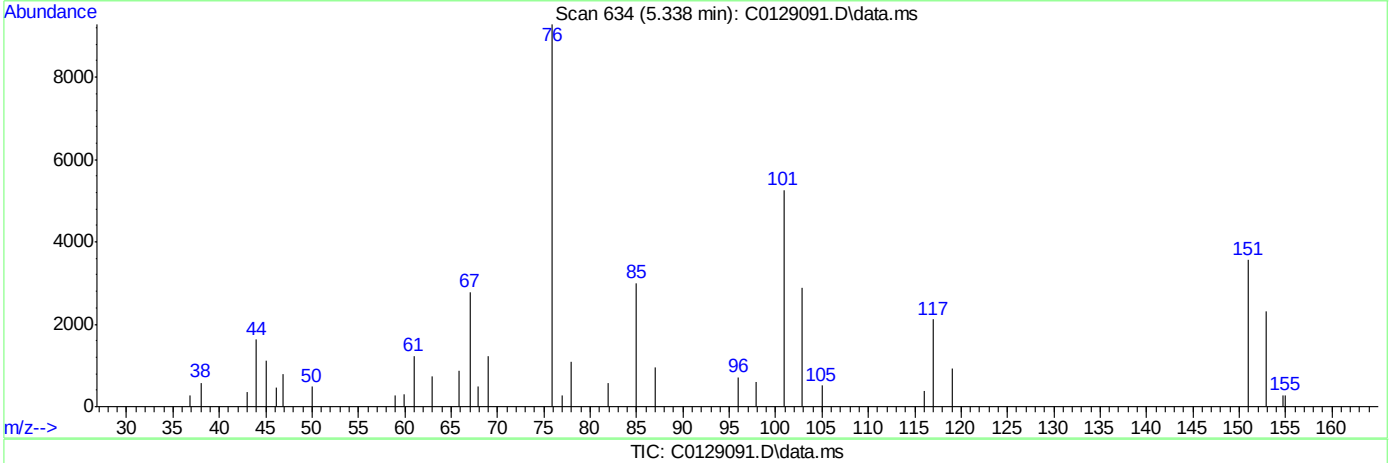

TIC: C0129091.D\data.ms

(12) Freon 113

5.338min (-0.006) 3.56ug/L

response 11073

Ion	Exp%	Act%
101.00	100	100
151.00	74.90	67.74
103.00	64.20	54.74
85.00	55.60	11.50#

Quantitation Report (Qedit)

Data Path : C:\msdchem\2\DATA\121118\
Data File : C0129091.D
Acq On : 11 Dec 2018 3:53 pm
Operator : SHANICAO
Sample : IC5121-3 Inst : MSVOA5
Misc : MS42084,VC5121,,,,,
ALS Vial : 7 Sample Multiplier: 1

Quant Time: Dec 12 07:47:28 2018
Quant Method : C:\msdchem\2\METHODS\RTXVMS121118.M
Quant Title : SW-846 Method 5035A/8260B
QLast Update : Wed Dec 12 07:46:56 2018
Response via : Initial Calibration

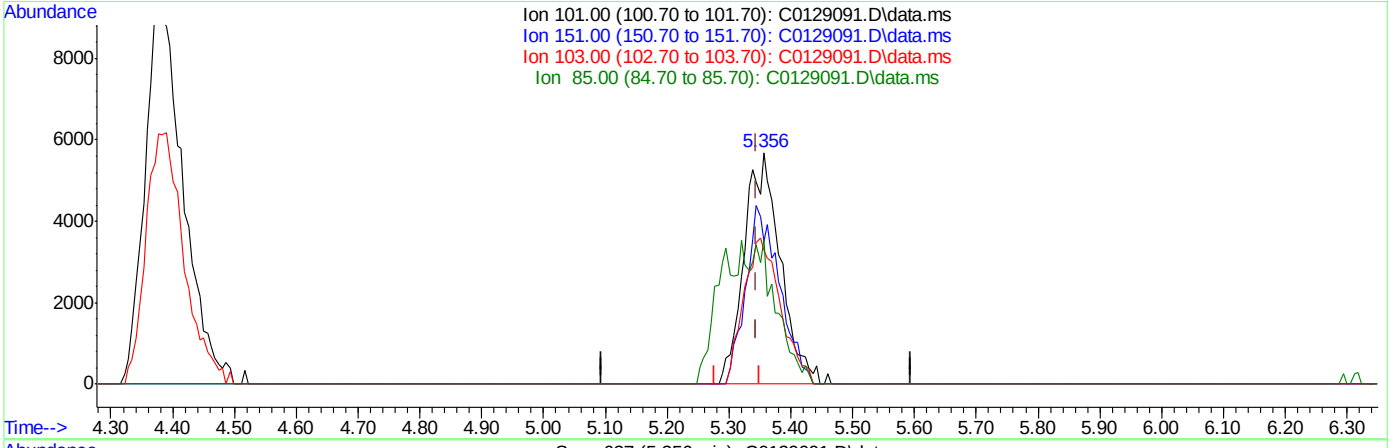

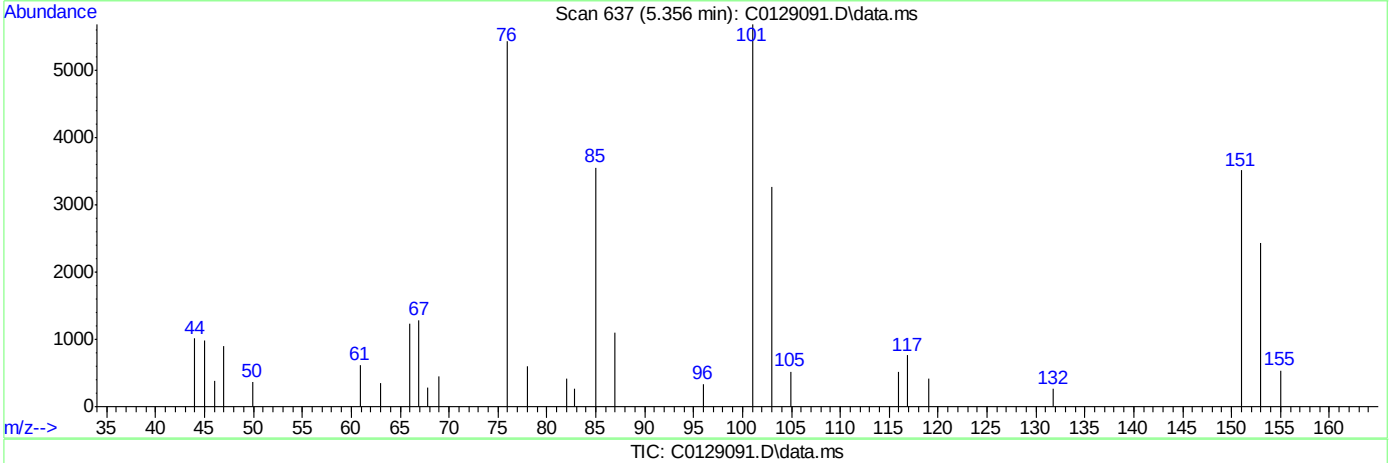

TIC: C0129091.D\data.ms

(12) Freon 113

5.356min (+0.012) 7.42ug/L m

response 23102

Ion	Exp%	Act%
101.00	100	100
151.00	74.90	61.79
103.00	64.20	57.63
85.00	55.60	62.51

Quantitation Report (Qedit)

Data Path : C:\msdchem\2\DATA\121118\
Data File : C0129091.D
Acq On : 11 Dec 2018 3:53 pm
Operator : SHANICAO
Sample : IC5121-3 Inst : MSVOA5
Misc : MS42084,VC5121,,,,,
ALS Vial : 7 Sample Multiplier: 1

Quant Time: Dec 12 07:47:28 2018
Quant Method : C:\msdchem\2\METHODS\RTXVMS121118.M
Quant Title : SW-846 Method 5035A/8260B
QLast Update : Wed Dec 12 07:46:56 2018
Response via : Initial Calibration

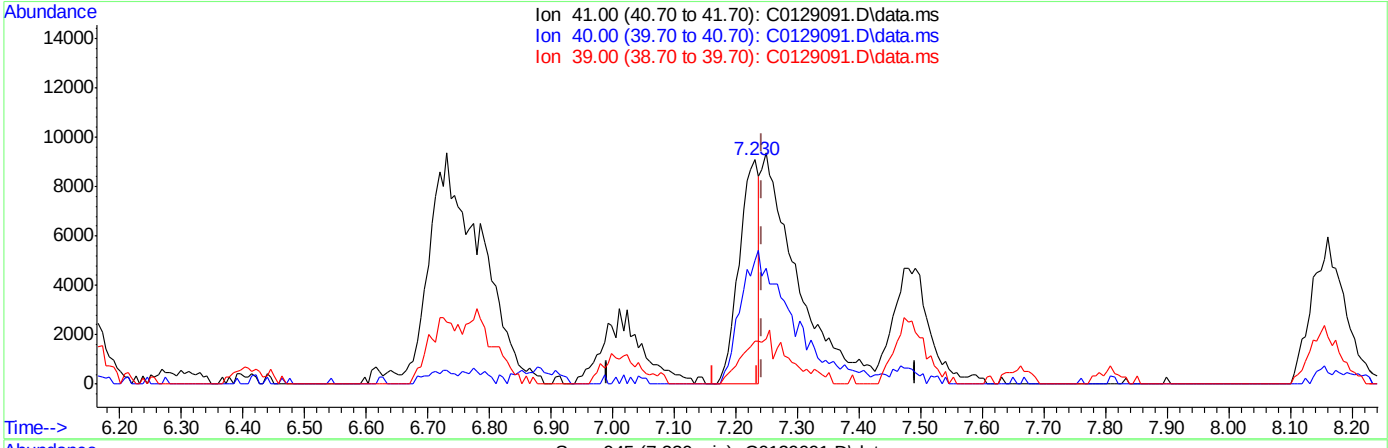

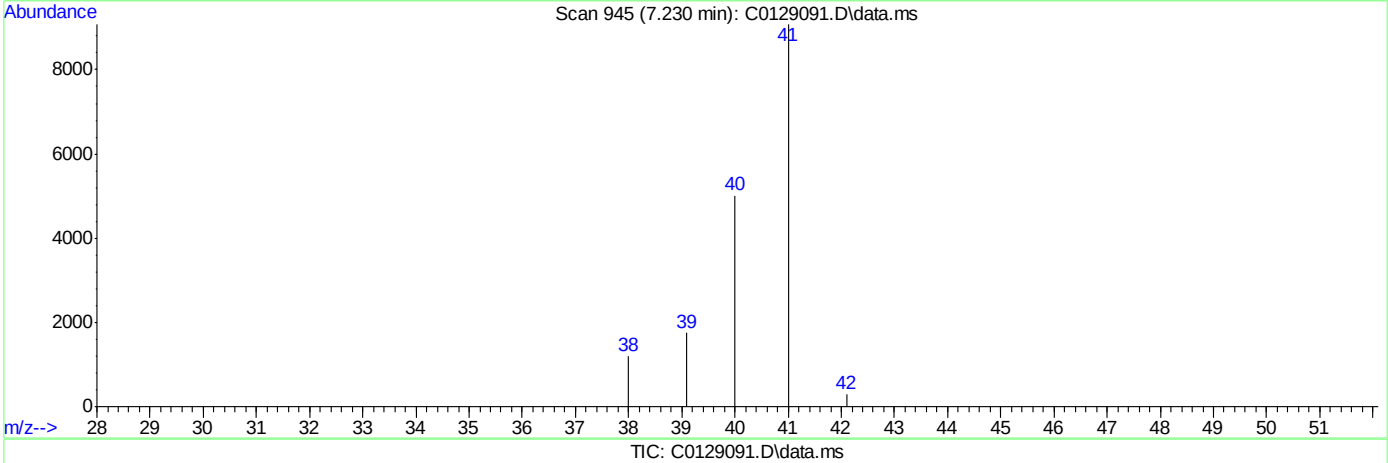

TIC: C0129091.D\data.ms

(22) Acetonitrile

7.230min (-0.012) 114.75ug/L

response 20117

Ion	Exp%	Act%
41.00	100	100
40.00	45.90	55.20
39.00	13.20	19.29
0.00	0.00	0.00

Quantitation Report (Qedit)

Data Path : C:\msdchem\2\DATA\121118\
Data File : C0129091.D
Acq On : 11 Dec 2018 3:53 pm
Operator : SHANICAO
Sample : IC5121-3 Inst : MSVOA5
Misc : MS42084,VC5121,,,,,
ALS Vial : 7 Sample Multiplier: 1

Quant Time: Dec 12 07:47:28 2018
Quant Method : C:\msdchem\2\METHODS\RTXVMS121118.M
Quant Title : SW-846 Method 5035A/8260B
QLast Update : Wed Dec 12 07:46:56 2018
Response via : Initial Calibration

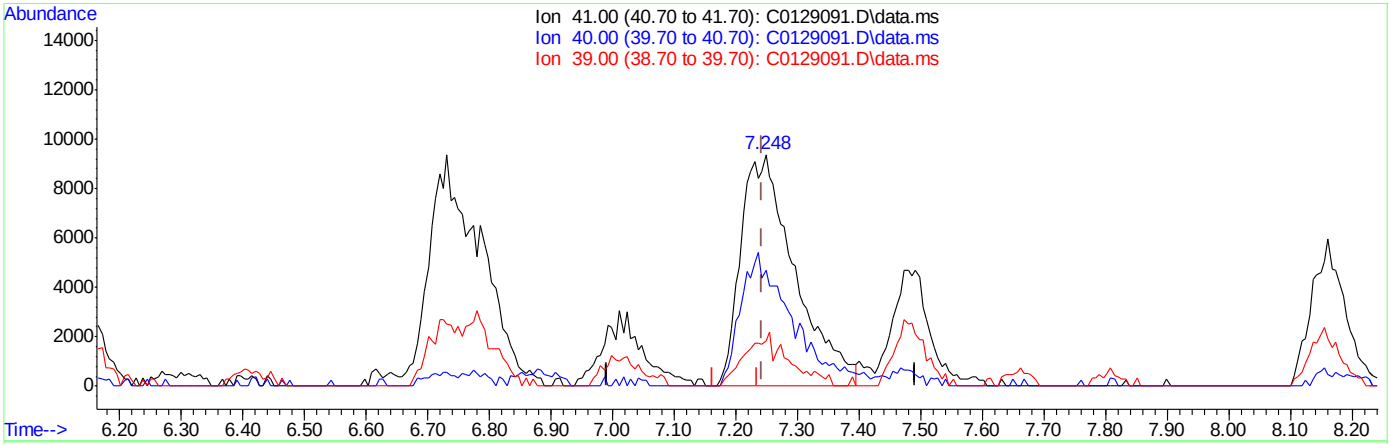

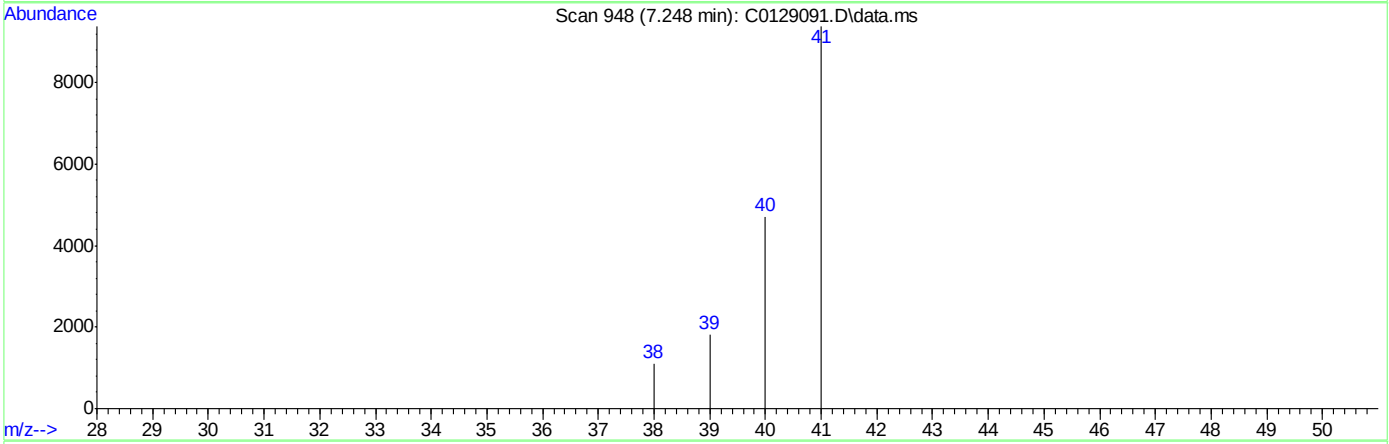

TIC: C0129091.D\data.ms

(22) Acetonitrile

7.248min (+0.006) 343.32ug/L m

response 57003

Ion	Exp%	Act%
41.00	100	100
40.00	45.90	50.25
39.00	13.20	19.47
0.00	0.00	0.00

Quantitation Report (Qedit)

Data Path : C:\msdchem\2\DATA\121118\
Data File : C0129091.D
Acq On : 11 Dec 2018 3:53 pm
Operator : SHANICAO
Sample : IC5121-3 Inst : MSVOA5
Misc : MS42084,VC5121,,,,,
ALS Vial : 7 Sample Multiplier: 1

Quant Time: Dec 12 07:47:28 2018
Quant Method : C:\msdchem\2\METHODS\RTXVMS121118.M
Quant Title : SW-846 Method 5035A/8260B
QLast Update : Wed Dec 12 07:46:56 2018
Response via : Initial Calibration

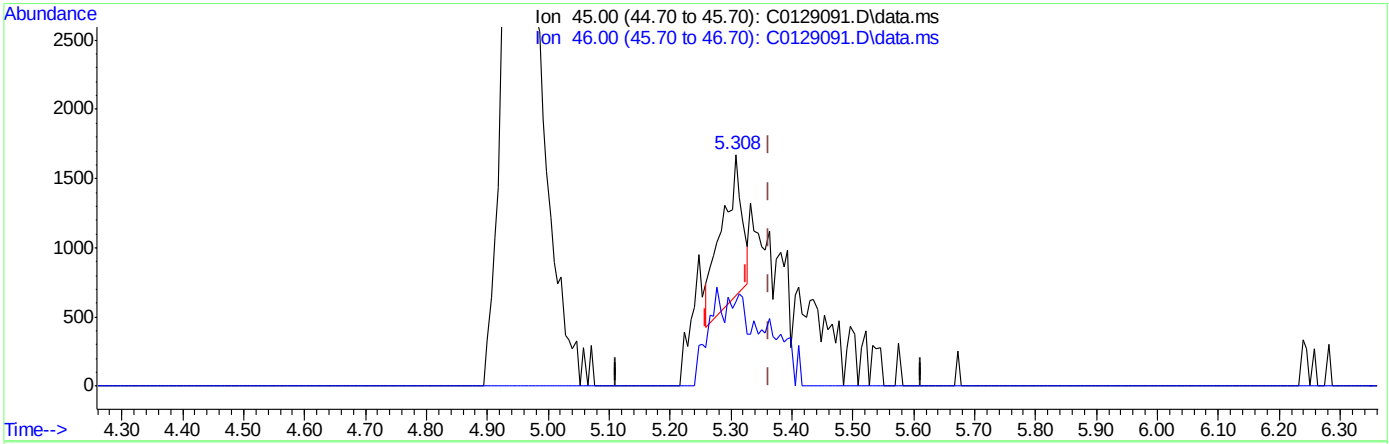

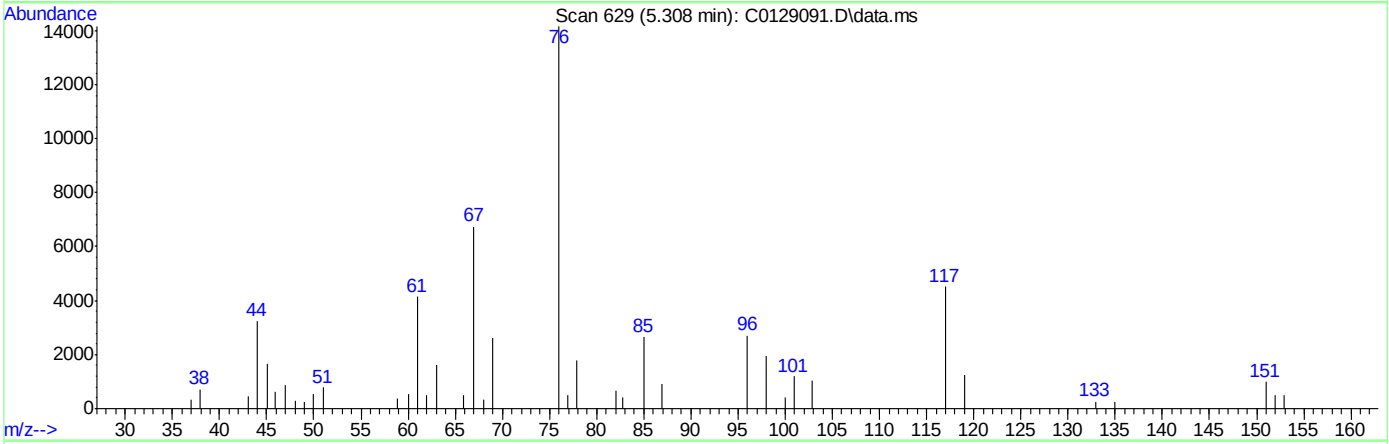

TIC: C0129091.D\data.ms

(107) Ethanol

5.308min (-0.055) 22.40ug/L

response 2418

Ion	Exp%	Act%
45.00	100	100
46.00	34.80	35.69
0.00	0.00	0.00
0.00	0.00	0.00

Quantitation Report (Qedit)

Data Path : C:\msdchem\2\DATA\121118\
Data File : C0129091.D
Acq On : 11 Dec 2018 3:53 pm
Operator : SHANICAO
Sample : IC5121-3 Inst : MSVOA5
Misc : MS42084,VC5121,,,,,
ALS Vial : 7 Sample Multiplier: 1

Quant Time: Dec 12 07:47:28 2018
Quant Method : C:\msdchem\2\METHODS\RTXVMS121118.M
Quant Title : SW-846 Method 5035A/8260B
QLast Update : Wed Dec 12 07:46:56 2018
Response via : Initial Calibration

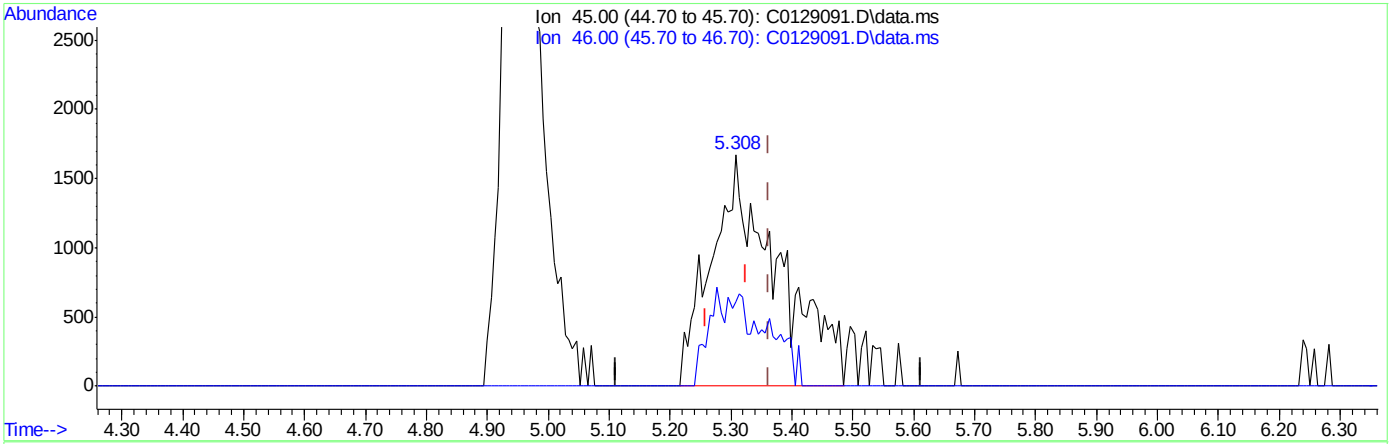

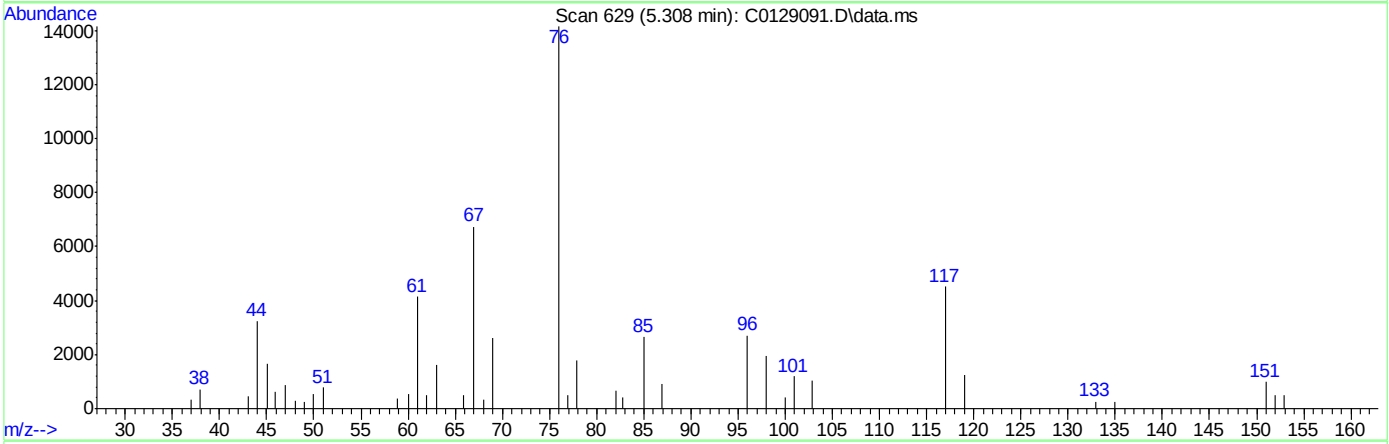

TIC: C0129091.D\data.ms

(107) Ethanol

5.308min (-0.055) 118.66ug/L m

response 12806

Ion	Exp%	Act%
45.00	100	100
46.00	34.80	36.68
0.00	0.00	0.00
0.00	0.00	0.00

Manual Integrations APPROVED (compounds with "m" flag)
Juan Garcia
12/12/18 17:18

Quantitation Report (QT Reviewed)

Data Path : C:\msdchem\2\DATA\121118\
Data File : C0129092.D
Acq On : 11 Dec 2018 4:19 pm
Operator : SHANICAO
Sample : IC5121-4 Inst : MSVOA5
Misc : MS42084,VC5121,,,,,
ALS Vial : 8 Sample Multiplier: 1

Quant Time: Dec 12 07:56:22 2018
Quant Method : C:\msdchem\2\METHODS\RTXVMS121118.M
Quant Title : SW-846 Method 5035A/8260B
QLast Update : Wed Dec 12 07:46:56 2018
Response via : Initial Calibration

Compound	R.T.	QIon	Response	Conc	Units	Dev(Min)
Internal Standards						
1) Fluorobenzene	10.558	96	559367	50.00	ug/L	0.00
56) Chlorobenzene-d5	13.442	117	418347	50.00	ug/L	0.00
78) 1,4-Dichlorobenzene-d4	15.102	152	205808	50.00	ug/L	0.00
106) Tert Butyl Alcohol-d10	6.884	65	149404	250.00	ug/L	-0.01
System Monitoring Compounds						
36) Dibromofluoromethane	9.499	113	142020	61.57	ug/L	0.00
Spiked Amount 50.000	Range 83 - 118		Recovery = 123.14%#			
46) 1,2-Dichloroethane-d4	10.217	65	183909	86.01	ug/L	0.00
Spiked Amount 50.000	Range 79 - 125		Recovery = 172.02%#			
57) Toluene-d8	12.158	98	588590	45.49	ug/L	0.00
Spiked Amount 50.000	Range 85 - 112		Recovery = 90.98%			
79) 4-Bromofluorobenzene	14.324	174	161456	49.25	ug/L	0.00
Spiked Amount 50.000	Range 83 - 118		Recovery = 98.50%			
Target Compounds						Qvalue
2) Dichlorodifluoromethane	2.874	85	73326	16.47	ug/L	100
3) Chloromethane	3.227	50	70532	12.99	ug/L	95
4) 1,3-butadiene	3.392	39	82162	17.37	ug/L	91
5) Vinyl Chloride	3.367	62	87090	17.52	ug/L	98
6) Bromomethane	3.921	94	17784m	8.99	ug/L	
7) Chloroethane	4.140	64	45644	16.46	ug/L	97
8) Trichlorofluoromethane	4.371	101	108170	17.52	ug/L	92
9) Ethyl Ether	4.955	59	69562	28.44	ug/L	94
10) 1,2-Dichlorotrifluoroe...	5.302	67	76718	16.48	ug/L	97
11) 1,1-Dichloroethene	5.271	61	108021	16.07	ug/L	98
12) Freon 113	5.350	101	60240	18.69	ug/L	97
13) Carbon Disulfide	5.296	76	180424	18.39	ug/L	95
14) Iodomethane	5.509	142	30727	5.49	ug/L	95
15) Allyl chloride	6.111	41	118961	16.31	ug/L	99
16) Methylene Chloride	6.300	49	112457	21.09	ug/L	95
17) Acetone	6.403	43	177828	550.96	ug/L	88
18) Methyl acetate	6.628	43	437277	468.66	ug/L	96
19) trans-1,2-Dichloroethene	6.585	61	102146	16.75	ug/L	96
20) Hexane	6.713	56	66030	17.69	ug/L #	85
21) Methyl Tert Butyl Ether	6.786	73	225683	33.48	ug/L	81
22) Acetonitrile	7.242	41	150485	1061.00	ug/L	91
23) Di-isopropyl ether	7.480	45	292864	19.78	ug/L	97
24) Chloroprene	7.644	53	118030	18.61	ug/L	98
25) 1,1-Dichloroethane	7.699	63	128154	18.04	ug/L	97
26) Acrylonitrile	7.802	52	162344	392.04	ug/L	96
27) ETBE	8.155	59	264673	23.96	ug/L	98
28) Vinyl acetate	8.179	43	1070567	238.85	ug/L	98
29) cis-1,2-Dichloroethene	8.715	96	68207	20.33	ug/L	96
30) 2,2-Dichloropropane	8.903	77	111418	18.21	ug/L	95
31) Bromochloromethane	9.086	128	29851	26.59	ug/L	94
32) Cyclohexane	9.068	56	146199	19.34	ug/L	96
33) Chloroform	9.220	83	119142	20.07	ug/L	93
34) Ethyl acetate	9.408	43	598181	384.68	ug/L	98

Quantitation Report (QT Reviewed)

Data Path : C:\msdchem\2\DATA\121118\
Data File : C0129092.D
Acq On : 11 Dec 2018 4:19 pm
Operator : SHANICAO
Sample : IC5121-4 Inst : MSVOA5
Misc : MS42084,VC5121,,,,,
ALS Vial : 8 Sample Multiplier: 1

Quant Time: Dec 12 07:56:22 2018
Quant Method : C:\msdchem\2\METHODS\RTXVMS121118.M
Quant Title : SW-846 Method 5035A/8260B
QLast Update : Wed Dec 12 07:46:56 2018
Response via : Initial Calibration

Compound	R.T.	QIon	Response	Conc	Units	Dev(Min)
35) Tetrahydrofuran	9.451	42	47005	85.08	ug/L	97
37) Carbon Tetrachloride	9.408	117	91366	18.27	ug/L	99
38) 1,1,1-Trichloroethane	9.512	97	112854	18.68	ug/L	99
39) 2-Butanone	9.682	43	301619	459.59	ug/L	93
40) 1,1-Dichloropropene	9.700	75	97491	19.33	ug/L	95
41) tert-Butyl formate	9.864	59	441929	449.37	ug/L	97
42) Propionitrile	10.084	54	176891	994.42	ug/L	92
43) Methacrylonitrile	10.108	41	669685	696.78	ug/L	99
44) Benzene	10.041	78	268795	19.34	ug/L	99
45) TAME	10.187	73	219588	28.48	ug/L	98
47) 1,2-Dichloroethane	10.309	62	102188	30.99	ug/L	100
48) Trichloroethene	10.759	95	68084	18.14	ug/L	93
49) Methylcyclohexane	10.734	83	113958	18.95	ug/L	95
50) Dibromomethane	11.221	93	43804	37.34	ug/L	97
51) 1,2-Dichloropropane	11.318	63	75919	22.72	ug/L	94
52) Bromodichloromethane	11.391	83	92108	24.40	ug/L	96
53) Methyl methacrylate	11.531	41	95788	57.15	ug/L	94
54) 2-Chloroethyl vinyl ether	11.927	63	288396	312.10	ug/L	98
55) cis-1,3-Dichloropropene	11.994	75	122165	25.36	ug/L	95
58) Toluene	12.201	91	280407	16.40	ug/L	99
59) 2-Nitropropane	12.407	41	173267	348.34	ug/L	98
60) 4-Methyl-2-pentanone	12.517	43	615873	312.91	ug/L	98
61) trans-1,3-Dichloropropene	12.566	75	110472	27.32	ug/L	83
62) Tetrachloroethene	12.541	166	66792	15.15	ug/L	98
63) Ethyl methacrylate	12.669	69	110047	39.25	ug/L	98
64) 1,1,2-Trichloroethane	12.706	83	53941	31.58	ug/L	85
65) Dibromochloromethane	12.858	129	68266	28.81	ug/L	92
66) 1,3-Dichloropropane	12.925	76	116035	30.44	ug/L	99
67) 1,2-Dibromoethane	13.052	107	65501	37.12	ug/L	100
68) 2-hexanone	13.186	43	599489	363.00	ug/L	90
69) 1-Chlorohexane	13.405	91	95130	16.25	ug/L	96
70) Ethylbenzene	13.454	91	320309	15.49	ug/L	99
71) Chlorobenzene	13.454	112	172372	17.27	ug/L	96
72) 1,1,1,2-Tetrachloroethane	13.496	131	63370	18.97	ug/L	98
73) m,p-Xylene	13.557	91	498807	31.17	ug/L	98
74) o-Xylene	13.880	91	254051	16.37	ug/L	99
75) Styrene	13.922	104	198189	18.26	ug/L	97
76) Bromoform	13.971	173	50257	41.17	ug/L	95
77) Isopropylbenzene	14.099	105	290116	15.35	ug/L	100
80) cis-1,4-Dichloro-2-butene	14.354	53	39159	54.84	ug/L	96
81) n-Propylbenzene	14.391	91	370734	15.47	ug/L	98
82) Bromobenzene	14.415	156	71250	18.07	ug/L	96
83) 1,1,2,2-Tetrachloroethane	14.445	83	93823	40.85	ug/L	94
84) 1,3,5-Trimethylbenzene	14.512	105	244844	15.17	ug/L	97
85) 2-Chlorotoluene	14.525	91	245424	15.67	ug/L	98
86) trans-1,4-Dichloro-2-B...	14.354	53	39159	54.86	ug/L	93
87) 1,2,3-Trichloropropane	14.555	110	29826	49.69	ug/L	95
88) Cyclohexanone	14.610	55	24193	110.77	ug/L	94
89) 4-Chlorotoluene	14.640	91	219643	15.77	ug/L	100
90) tert-Butylbenzene	14.744	91	144670	14.76	ug/L	99

Quantitation Report (QT Reviewed)

Data Path : C:\msdchem\2\DATA\121118\
Data File : C0129092.D
Acq On : 11 Dec 2018 4:19 pm
Operator : SHANICAO
Sample : IC5121-4 Inst : MSVOA5
Misc : MS42084,VC5121,,,,,
ALS Vial : 8 Sample Multiplier: 1

Quant Time: Dec 12 07:56:22 2018
Quant Method : C:\msdchem\2\METHODS\RTXVMS121118.M
Quant Title : SW-846 Method 5035A/8260B
QLast Update : Wed Dec 12 07:46:56 2018
Response via : Initial Calibration

Compound	R.T.	QIon	Response	Conc	Units	Dev(Min)
92) 1,2,4-Trimethylbenzene	14.786	105	250502	15.09	ug/L	96
93) Pentachloroethane	14.792	167	41887	19.24	ug/L	90
94) sec-Butylbenzene	14.865	105	288216	15.04	ug/L	100
95) 4-Isopropyltoluene	14.944	119	240874	15.33	ug/L	99
96) 1,3-Dichlorobenzene	15.054	146	133698	16.98	ug/L	97
97) 1,4-Dichlorobenzene	15.115	146	134562	17.40	ug/L	98
98) n-Butylbenzene	15.236	92	130446	16.66	ug/L	95
99) Benzyl Chloride	15.267	126	38409	45.21	ug/L	96
100) 1,2-Dichlorobenzene	15.407	146	125684	19.90	ug/L	98
101) 1,2-Dibromo-3-Chloropr...	15.936	75	24393	65.16	ug/L	95
102) Hexachlorobutadiene	16.337	225	24428	16.60	ug/L	93
103) 1,2,4-Trichlorobenzene	16.392	180	75238	25.22	ug/L	93
104) Naphthalene	16.636	128	267881	61.21	ug/L	95
105) 1,2,3-Trichlorobenzene	16.775	180	73089	36.99	ug/L	97
107) Ethanol	5.326	45	35914m	299.52	ug/L	
108) Acrolein	5.880	56	90489	73.72	ug/L	100
109) Tert Butyl Alcohol	7.023	59	183944	166.23	ug/L	95
110) Isobutyl alcohol	10.357	43	149685	347.90	ug/L	98
111) Tert Amyl Alcohol	10.461	59	134589	161.59	ug/L	96
112) 1,4-Dioxane	11.592	88	24417	387.09	ug/L	88
113) 3,3-dimethyl-1-butanol	13.168	57	810173	888.70	ug/L	97

(#) = qualifier out of range (m) = manual integration (+) = signals summed

Quantitation Report (QT Reviewed)

Data Path : C:\msdchem\2\DATA\121118\
Data File : C0129092.D
Acq On : 11 Dec 2018 4:19 pm
Operator : SHANICAO
Sample : IC5121-4 Inst : MSVOA5
Misc : MS42084,VC5121,,,,,
ALS Vial : 8 Sample Multiplier: 1

Quant Time: Dec 12 07:56:22 2018
Quant Method : C:\msdchem\2\METHODS\RTXVMS121118.M
Quant Title : SW-846 Method 5035A/8260B
QLast Update : Wed Dec 12 07:46:56 2018
Response via : Initial Calibration

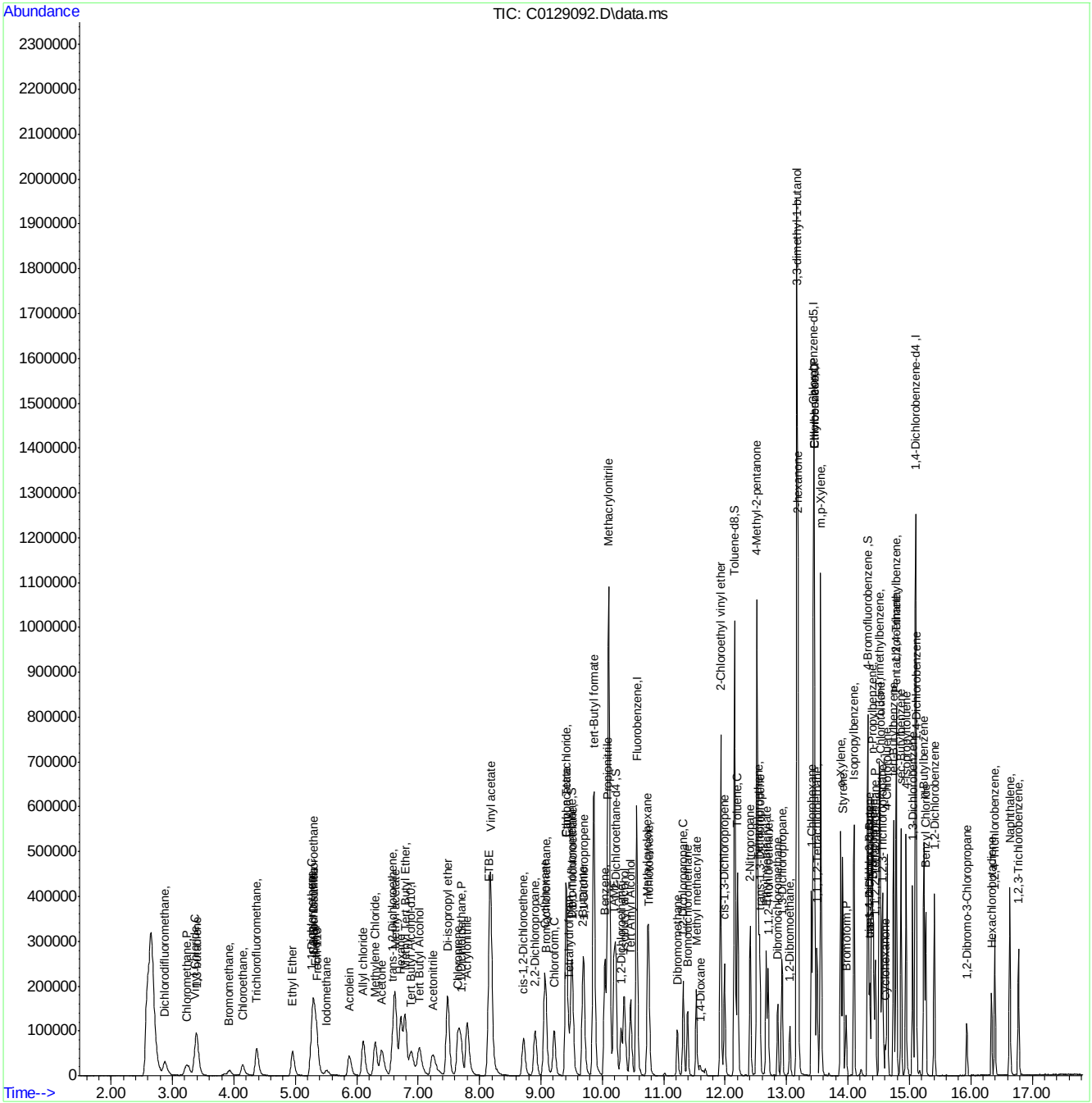

RTXVMS121118.M Wed Dec 12 10:20:02 2018 Page: 4

Manual Integration Approval Summary

Sample Number: VC5121-IC5121
Lab FileID: C0129092.D
Injection Time: 12/11/18 16:19
Method: SW846 8260B
Analyst approved: 12/12/18 10:24 Shanica O'Connor
Supervisor approved: 12/12/18 17:18 Juan Garcia

Parameter	CAS	Sig#	R.T. (min.)	Reason
Methyl Bromide	74-83-9		3.92	Split peak
Ethyl Alcohol	64-17-5		5.33	Poor instrument integration

Quantitation Report (Qedit)

Data Path : C:\msdchem\2\DATA\121118\
Data File : C0129092.D
Acq On : 11 Dec 2018 4:19 pm
Operator : SHANICAO
Sample : IC5121-4 Inst : MSVOA5
Misc : MS42084,VC5121,,,,,
ALS Vial : 8 Sample Multiplier: 1

Quant Time: Dec 12 07:47:31 2018
Quant Method : C:\msdchem\2\METHODS\RTXVMS121118.M
Quant Title : SW-846 Method 5035A/8260B
QLast Update : Wed Dec 12 07:46:56 2018
Response via : Initial Calibration

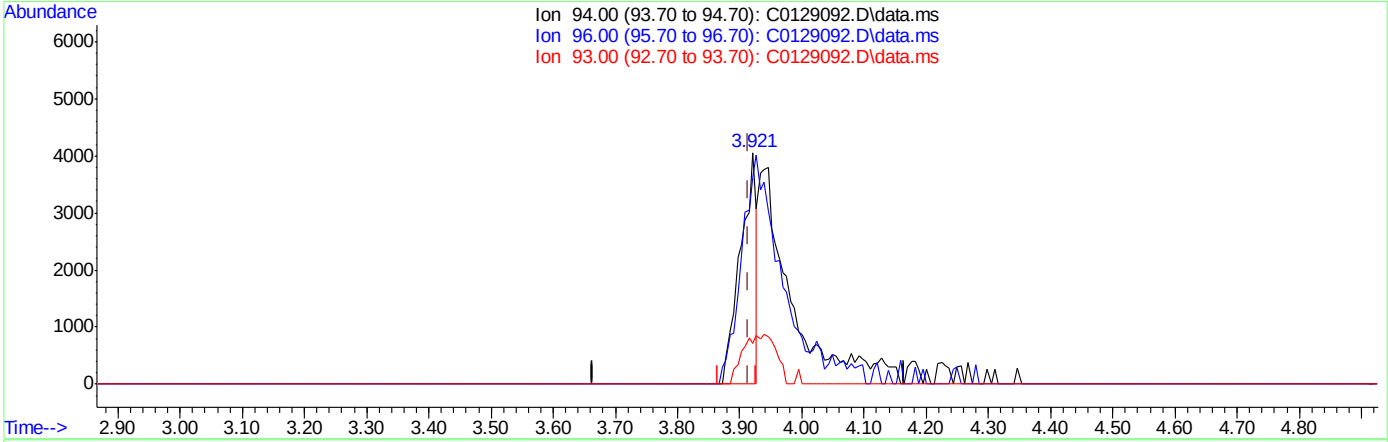

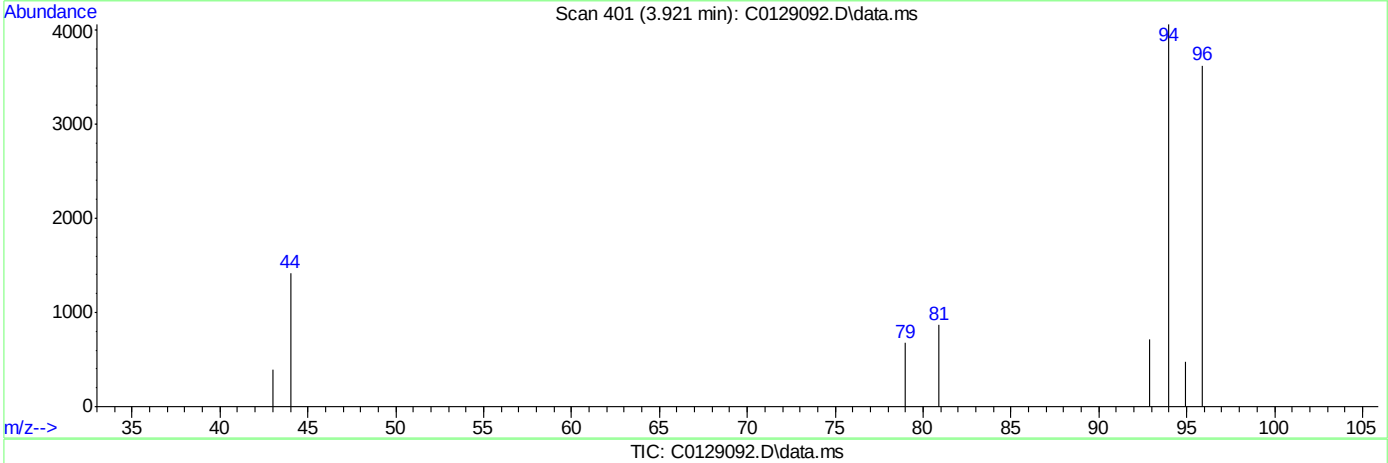

TIC: C0129092.D\data.ms

(6) Bromomethane ( )

3.921min (+0.006) 3.77ug/L

response 7437

Ion	Exp%	Act%
94.00	100	100
96.00	88.00	89.16
93.00	20.20	17.64
0.00	0.00	0.00

Quantitation Report (Qedit)

Data Path : C:\msdchem\2\DATA\121118\
Data File : C0129092.D
Acq On : 11 Dec 2018 4:19 pm
Operator : SHANICAO
Sample : IC5121-4 Inst : MSVOA5
Misc : MS42084,VC5121,,,,,
ALS Vial : 8 Sample Multiplier: 1

Quant Time: Dec 12 07:47:31 2018
Quant Method : C:\msdchem\2\METHODS\RTXVMS121118.M
Quant Title : SW-846 Method 5035A/8260B
QLast Update : Wed Dec 12 07:46:56 2018
Response via : Initial Calibration

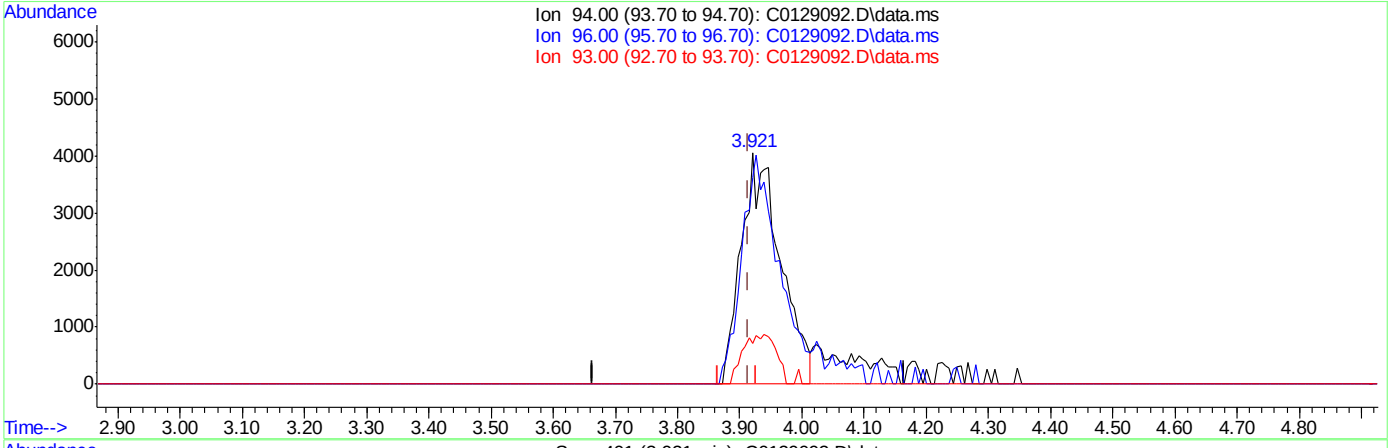

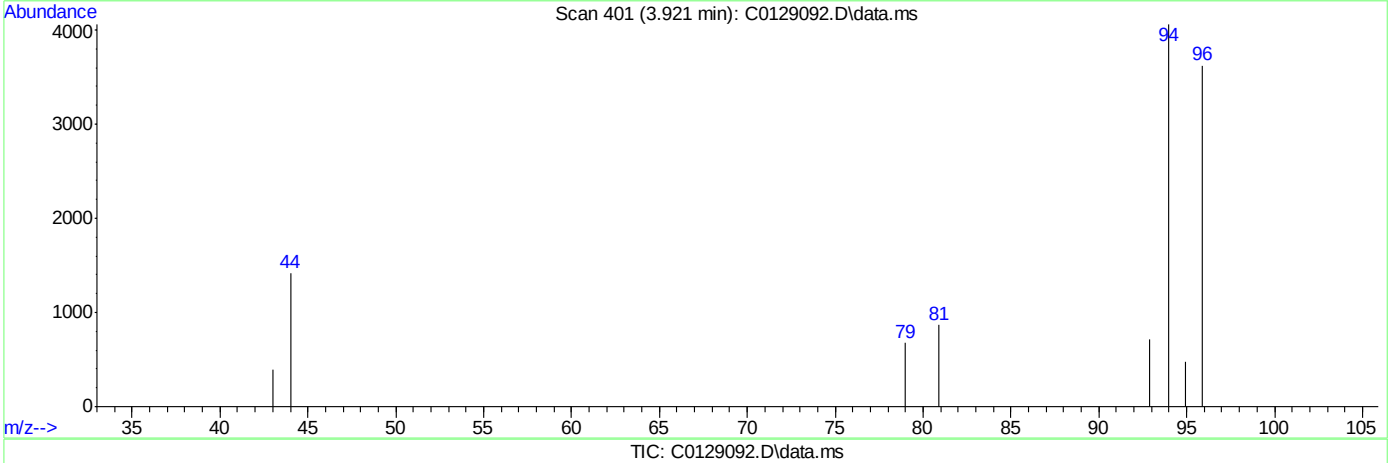

TIC: C0129092.D\data.ms

(6) Bromomethane ( )

3.921min (+0.006) 8.99ug/L m

response 17784

Ion	Exp%	Act%
94.00	100	100
96.00	88.00	89.16
93.00	20.20	17.64
0.00	0.00	0.00

Quantitation Report (Qedit)

Data Path : C:\msdchem\2\DATA\121118\
Data File : C0129092.D
Acq On : 11 Dec 2018 4:19 pm
Operator : SHANICAO
Sample : IC5121-4 Inst : MSVOA5
Misc : MS42084,VC5121,,,,,
ALS Vial : 8 Sample Multiplier: 1

Quant Time: Dec 12 07:47:31 2018
Quant Method : C:\msdchem\2\METHODS\RTXVMS121118.M
Quant Title : SW-846 Method 5035A/8260B
QLast Update : Wed Dec 12 07:46:56 2018
Response via : Initial Calibration

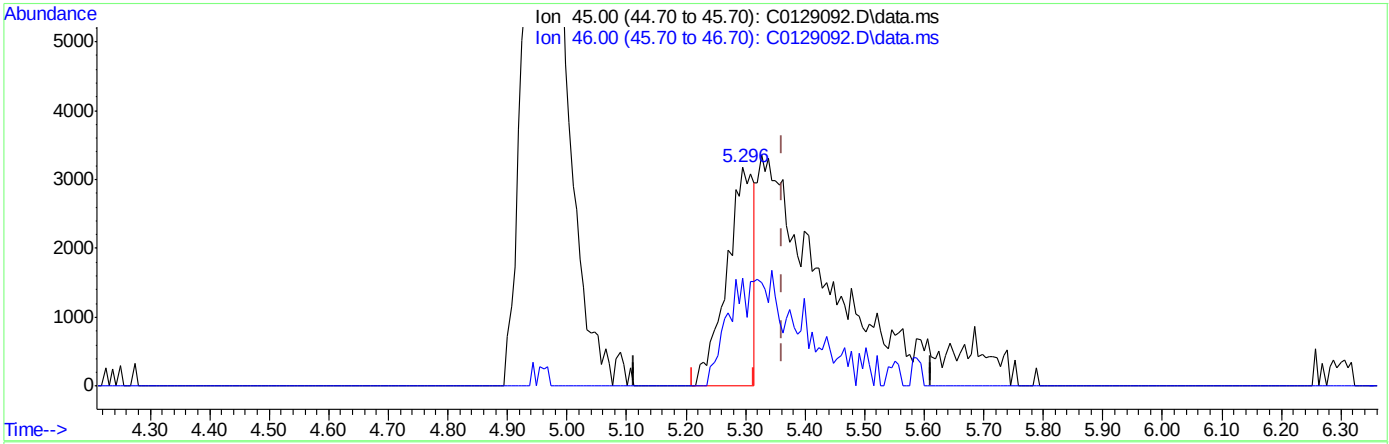

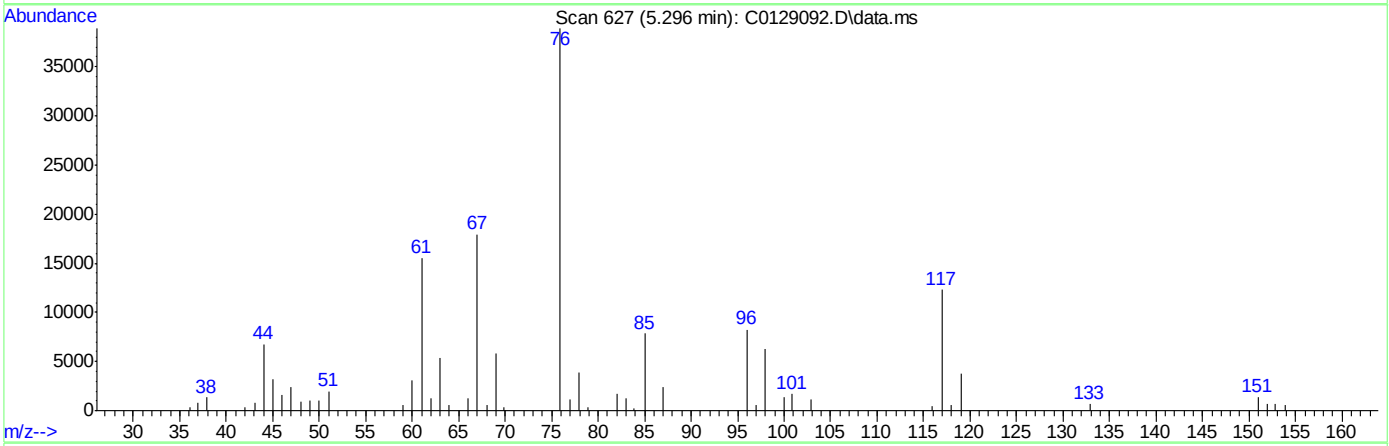

TIC: C0129092.D\data.ms

(107) Ethanol

5.296min (-0.067) 83.47ug/L

response 10009

Ion	Exp%	Act%
45.00	100	100
46.00	34.80	49.45
0.00	0.00	0.00
0.00	0.00	0.00

Quantitation Report (Qedit)

Data Path : C:\msdchem\2\DATA\121118\
Data File : C0129092.D
Acq On : 11 Dec 2018 4:19 pm
Operator : SHANICAO
Sample : IC5121-4 Inst : MSVOA5
Misc : MS42084,VC5121,,,,,
ALS Vial : 8 Sample Multiplier: 1

Quant Time: Dec 12 07:47:31 2018
Quant Method : C:\msdchem\2\METHODS\RTXVMS121118.M
Quant Title : SW-846 Method 5035A/8260B
QLast Update : Wed Dec 12 07:46:56 2018
Response via : Initial Calibration

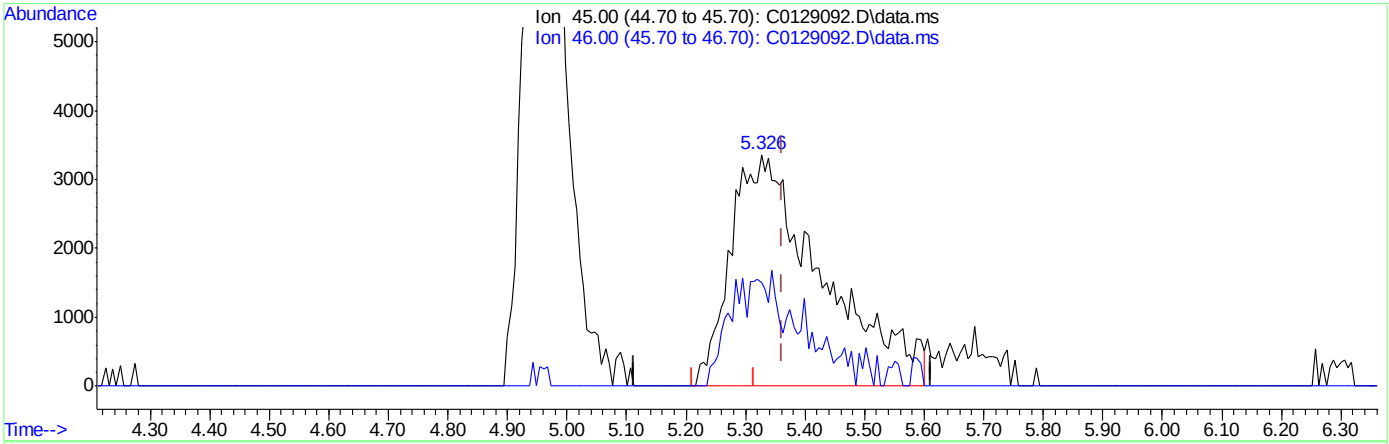

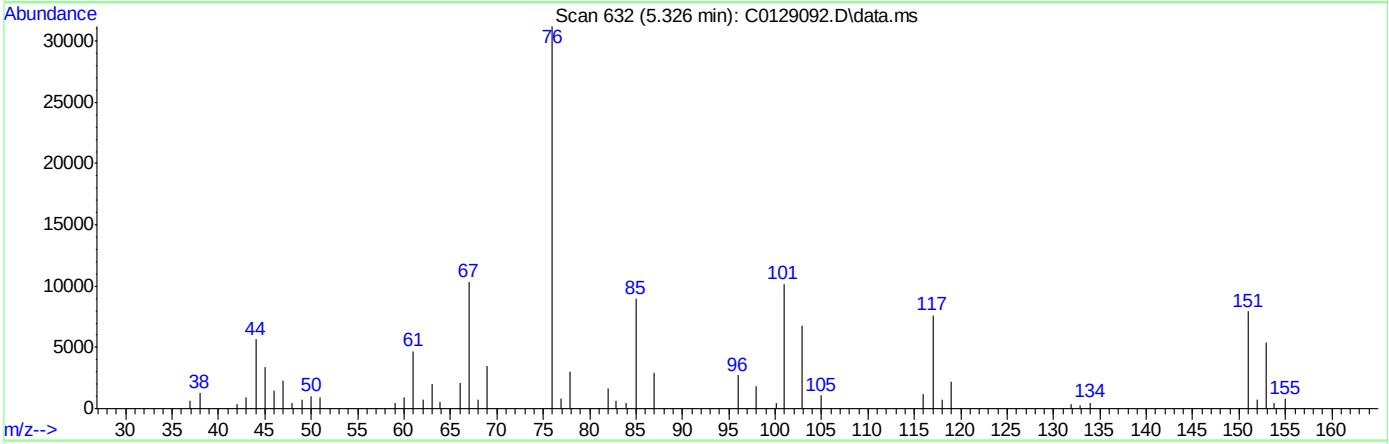

TIC: C0129092.D\data.ms

(107) Ethanol

5.326min (-0.036) 299.52ug/L m

response 35914

Ion	Exp%	Act%
45.00	100	100
46.00	34.80	44.54
0.00	0.00	0.00
0.00	0.00	0.00

Manual Integrations APPROVED (compounds with "m" flag)
Juan Garcia
12/12/18 17:18

Quantitation Report (QT Reviewed)

Data Path : C:\msdchem\2\DATA\121118\
Data File : C0129093.D
Acq On : 11 Dec 2018 4:45 pm
Operator : SHANICAO
Sample : ICC5121-5 Inst : MSVOA5
Misc : MS42084,VC5121,,,,,
ALS Vial : 9 Sample Multiplier: 1

Quant Time: Dec 12 07:57:43 2018
Quant Method : C:\msdchem\2\METHODS\RTXVMS121118.M
Quant Title : SW-846 Method 5035A/8260B
QLast Update : Wed Dec 12 07:46:56 2018
Response via : Initial Calibration

Compound	R.T.	QIon	Response	Conc	Units	Dev(Min)
Internal Standards						
1) Fluorobenzene	10.558	96	603874	50.00	ug/L	0.00
56) Chlorobenzene-d5	13.442	117	420121	50.00	ug/L	0.00
78) 1,4-Dichlorobenzene-d4	15.102	152	204523	50.00	ug/L	0.00
106) Tert Butyl Alcohol-d10	6.896	65	154915	250.00	ug/L	0.00
System Monitoring Compounds						
36) Dibromofluoromethane	9.499	113	144514	58.04	ug/L	0.00
Spiked Amount 50.000	Range 83 - 118		Recovery = 116.08%			
46) 1,2-Dichloroethane-d4	10.223	65	190295	82.44	ug/L	0.00
Spiked Amount 50.000	Range 79 - 125		Recovery = 164.88%#			
57) Toluene-d8	12.158	98	603447	46.45	ug/L	0.00
Spiked Amount 50.000	Range 85 - 112		Recovery = 92.90%			
79) 4-Bromofluorobenzene	14.324	174	160735	49.34	ug/L	0.00
Spiked Amount 50.000	Range 83 - 118		Recovery = 98.68%			
Target Compounds						Qvalue
2) Dichlorodifluoromethane	2.868	85	112543	23.41	ug/L	99
3) Chloromethane	3.221	50	113757	19.42	ug/L	98
4) 1,3-butadiene	3.385	39	121960	24.01	ug/L	97
5) Vinyl Chloride	3.361	62	134074	24.99	ug/L	91
6) Bromomethane	3.915	94	32164	15.02	ug/L	97
7) Chloroethane	4.134	64	68781	23.19	ug/L	96
8) Trichlorofluoromethane	4.359	101	161389	24.21	ug/L	98
9) Ethyl Ether	4.955	59	108756	43.15	ug/L	97
10) 1,2-Dichlorotrifluoroe...	5.290	67	120806	24.65	ug/L	97
11) 1,1-Dichloroethene	5.259	61	175095	24.73	ug/L	96
12) Freon 113	5.344	101	102118	29.34	ug/L	97
13) Carbon Disulfide	5.296	76	295676	27.91	ug/L	97
14) Iodomethane	5.515	142	55273	9.22	ug/L	99
15) Allyl chloride	6.105	41	197823	25.84	ug/L	95
16) Methylene Chloride	6.299	49	185144	33.31	ug/L	95
17) Acetone	6.409	43	297500	Below Cal		89
18) Methyl acetate	6.628	43	731850	Below Cal		98
19) trans-1,2-Dichloroethene	6.579	61	174723	27.22	ug/L	98
20) Hexane	6.719	56	112679	28.70	ug/L	94
21) Methyl Tert Butyl Ether	6.792	73	384038	55.69	ug/L	78
22) Acetonitrile	7.242	41	254645	Below Cal		92
23) Di-isopropyl ether	7.480	45	497146	31.85	ug/L	98
24) Chloroprene	7.650	53	197262	28.82	ug/L	97
25) 1,1-Dichloroethane	7.693	63	217348	28.66	ug/L	95
26) Acrylonitrile	7.802	52	294111	666.56	ug/L	98
27) ETBE	8.155	59	467673	39.22	ug/L	99
28) Vinyl acetate	8.179	43	1842525	380.78	ug/L	100
29) cis-1,2-Dichloroethene	8.715	96	112935	31.17	ug/L	95
30) 2,2-Dichloropropane	8.903	77	186974	28.30	ug/L	95
31) Bromochloromethane	9.080	128	49790	41.08	ug/L	96
32) Cyclohexane	9.061	56	230907	28.29	ug/L	96
33) Chloroform	9.214	83	198533	30.98	ug/L	96
34) Ethyl acetate	9.408	43	967647	576.41	ug/L	99

Quantitation Report (QT Reviewed)

Data Path : C:\msdchem\2\DATA\121118\
Data File : C0129093.D
Acq On : 11 Dec 2018 4:45 pm
Operator : SHANICAO
Sample : ICC5121-5 Inst : MSVOA5
Misc : MS42084,VC5121,,,,,
ALS Vial : 9 Sample Multiplier: 1

Quant Time: Dec 12 07:57:43 2018
Quant Method : C:\msdchem\2\METHODS\RTXVMS121118.M
Quant Title : SW-846 Method 5035A/8260B
QLast Update : Wed Dec 12 07:46:56 2018
Response via : Initial Calibration

Compound	R.T.	QIon	Response	Conc	Units	Dev(Min)
35) Tetrahydrofuran	9.451	42	77635	129.63	ug/L	95
37) Carbon Tetrachloride	9.408	117	151431	28.04	ug/L	99
38) 1,1,1-Trichloroethane	9.512	97	185780	28.48	ug/L	96
39) 2-Butanone	9.682	43	501178	718.49	ug/L	92
40) 1,1-Dichloropropene	9.700	75	159650	29.31	ug/L	94
41) tert-Butyl formate	9.858	59	750737	707.11	ug/L	93
42) Propionitrile	10.083	54	292627	1523.80	ug/L	96
43) Methacrylonitrile	10.108	41	1117832	1077.34	ug/L	97
44) Benzene	10.041	78	445691	29.71	ug/L	98
45) TAME	10.193	73	371659	45.53	ug/L	97
47) 1,2-Dichloroethane	10.302	62	173890	48.84	ug/L	98
48) Trichloroethene	10.759	95	117535	29.01	ug/L	96
49) Methylcyclohexane	10.734	83	191132	29.44	ug/L	95
50) Dibromomethane	11.221	93	72133	56.95	ug/L	92
51) 1,2-Dichloropropane	11.318	63	127047	35.21	ug/L	97
52) Bromodichloromethane	11.385	83	152889	37.51	ug/L	99
53) Methyl methacrylate	11.531	41	163333	91.05	ug/L	92
54) 2-Chloroethyl vinyl ether	11.927	63	474292	475.44	ug/L	99
55) cis-1,3-Dichloropropene	11.994	75	198795	38.23	ug/L	98
58) Toluene	12.201	91	469118	27.32	ug/L	97
59) 2-Nitropropane	12.407	41	291039	582.64	ug/L	99
60) 4-Methyl-2-pentanone	12.517	43	933696	489.74	ug/L	98
61) trans-1,3-Dichloropropene	12.566	75	174311	42.93	ug/L	93
62) Tetrachloroethene	12.541	166	105574	23.85	ug/L	98
63) Ethyl methacrylate	12.669	69	178619	63.44	ug/L	95
64) 1,1,2-Trichloroethane	12.699	83	89690	52.29	ug/L	90
65) Dibromochloromethane	12.858	129	114409	48.08	ug/L	93
66) 1,3-Dichloropropane	12.925	76	184548	48.20	ug/L	98
67) 1,2-Dibromoethane	13.052	107	107851	60.87	ug/L	97
68) 2-hexanone	13.186	43	990730	597.37	ug/L	82
69) 1-Chlorohexane	13.405	91	154784	26.33	ug/L	97
70) Ethylbenzene	13.454	91	538154	26.22	ug/L	100
71) Chlorobenzene	13.454	112	288571	28.79	ug/L	97
72) 1,1,1,2-Tetrachloroethane	13.496	131	104000	31.00	ug/L	98
73) m,p-Xylene	13.557	91	811945	51.43	ug/L	99
74) o-Xylene	13.880	91	427334	27.42	ug/L	98
75) Styrene	13.916	104	333369	30.58	ug/L	96
76) Bromoform	13.971	173	81043	66.11	ug/L	97
77) Isopropylbenzene	14.099	105	472987	25.22	ug/L	98
80) cis-1,4-Dichloro-2-butene	14.354	53	66036	88.87	ug/L	96
81) n-Propylbenzene	14.391	91	608491	25.55	ug/L	99
82) Bromobenzene	14.415	156	118092	30.14	ug/L	99
83) 1,1,2,2-Tetrachloroethane	14.445	83	156963	68.77	ug/L	95
84) 1,3,5-Trimethylbenzene	14.512	105	403540	25.15	ug/L	97
85) 2-Chlorotoluene	14.524	91	395311	25.40	ug/L	97
86) trans-1,4-Dichloro-2-B...	14.354	53	66036	88.87	ug/L	95
87) 1,2,3-Trichloropropane	14.561	110	47165	79.07	ug/L	97
88) Cyclohexanone	14.610	55	40645	180.19	ug/L	95
89) 4-Chlorotoluene	14.640	91	361719	26.13	ug/L	100
90) tert-Butylbenzene	14.743	91	242155	24.86	ug/L	99

Quantitation Report (QT Reviewed)

Data Path : C:\msdchem\2\DATA\121118\
Data File : C0129093.D
Acq On : 11 Dec 2018 4:45 pm
Operator : SHANICAO
Sample : ICC5121-5 Inst : MSVOA5
Misc : MS42084,VC5121,,,,,
ALS Vial : 9 Sample Multiplier: 1

Quant Time: Dec 12 07:57:43 2018
Quant Method : C:\msdchem\2\METHODS\RTXVMS121118.M
Quant Title : SW-846 Method 5035A/8260B
QLast Update : Wed Dec 12 07:46:56 2018
Response via : Initial Calibration

Compound	R.T.	QIon	Response	Conc	Units	Dev(Min)
92) 1,2,4-Trimethylbenzene	14.786	105	410606	25.22	ug/L	99
93) Pentachloroethane	14.792	167	67842	31.36	ug/L	86
94) sec-Butylbenzene	14.865	105	463514	24.34	ug/L	99
95) 4-Isopropyltoluene	14.944	119	392699	25.15	ug/L	99
96) 1,3-Dichlorobenzene	15.054	146	217518	27.79	ug/L	98
97) 1,4-Dichlorobenzene	15.115	146	220069	28.63	ug/L	95
98) n-Butylbenzene	15.236	92	222613	28.62	ug/L	95
99) Benzyl Chloride	15.267	126	61139	70.51	ug/L	97
100) 1,2-Dichlorobenzene	15.407	146	210517	33.55	ug/L	99
101) 1,2-Dibromo-3-Chloropr...	15.936	75	41615	111.86	ug/L	96
102) Hexachlorobutadiene	16.337	225	45870	31.37	ug/L	98
103) 1,2,4-Trichlorobenzene	16.392	180	130855	44.14	ug/L	98
104) Naphthalene	16.635	128	441039	101.40	ug/L	95
105) 1,2,3-Trichlorobenzene	16.775	180	123396	62.84	ug/L	98
107) Ethanol	5.363	45	57641m	463.61	ug/L	
108) Acrolein	5.880	56	146171	114.57	ug/L	99
109) Tert Butyl Alcohol	7.030	59	309459	269.71	ug/L	97
110) Isobutyl alcohol	10.357	43	245879	553.30	ug/L	94
111) Tert Amyl Alcohol	10.467	59	232922	269.70	ug/L	93
112) 1,4-Dioxane	11.586	88	41407	616.47	ug/L	91
113) 3,3-dimethyl-1-butanol	13.174	57	1334985	1412.29	ug/L	96

(#) = qualifier out of range (m) = manual integration (+) = signals summed

Quantitation Report (QT Reviewed)

Data Path : C:\msdchem\2\DATA\121118\
Data File : C0129093.D
Acq On : 11 Dec 2018 4:45 pm
Operator : SHANICAO
Sample : ICC5121-5 Inst : MSVOA5
Misc : MS42084,VC5121,,,,,
ALS Vial : 9 Sample Multiplier: 1

Quant Time: Dec 12 07:57:43 2018
Quant Method : C:\msdchem\2\METHODS\RTXVMS121118.M
Quant Title : SW-846 Method 5035A/8260B
QLast Update : Wed Dec 12 07:46:56 2018
Response via : Initial Calibration

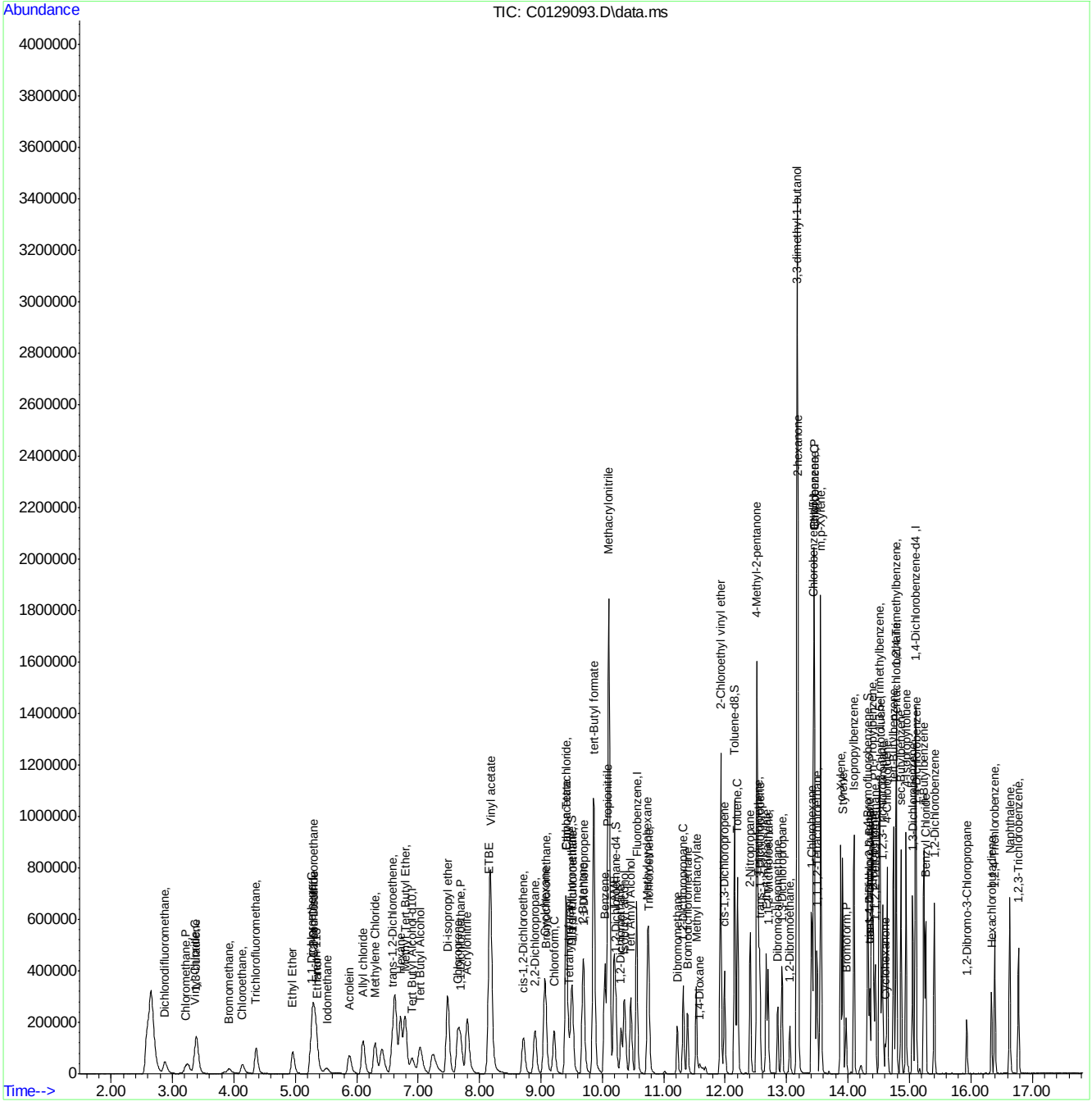

RTXVMS121118.M Wed Dec 12 10:20:05 2018 Page: 4

Manual Integration Approval Summary

Sample Number: VC5121-ICC5121
Lab FileID: C0129093.D
Injection Time: 12/11/18 16:45
Method: SW846 8260B
Analyst approved: 12/12/18 10:24 Shanica O'Connor
Supervisor approved: 12/12/18 17:18 Juan Garcia

Parameter	CAS	Sig#	R.T. (min.)	Reason
Ethyl Alcohol	64-17-5		5.36	Poor instrument integration

Quantitation Report (Qedit)

Data Path : C:\msdchem\2\DATA\121118\
Data File : C0129093.D
Acq On : 11 Dec 2018 4:45 pm
Operator : SHANICAO
Sample : ICC5121-5 Inst : MSVOA5
Misc : MS42084,VC5121,,,,,
ALS Vial : 9 Sample Multiplier: 1

Quant Time: Dec 12 07:29:27 2018
Quant Method : C:\msdchem\2\METHODS\RTXVMS121118.M
Quant Title : SW-846 Method 5035A/8260B
QLast Update : Mon Dec 10 11:30:52 2018
Response via : Initial Calibration

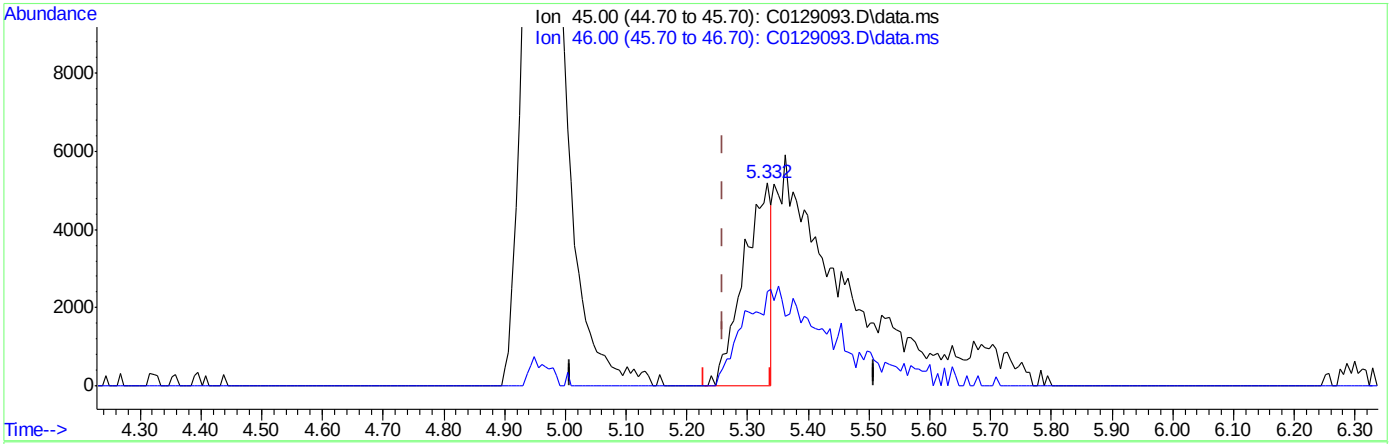

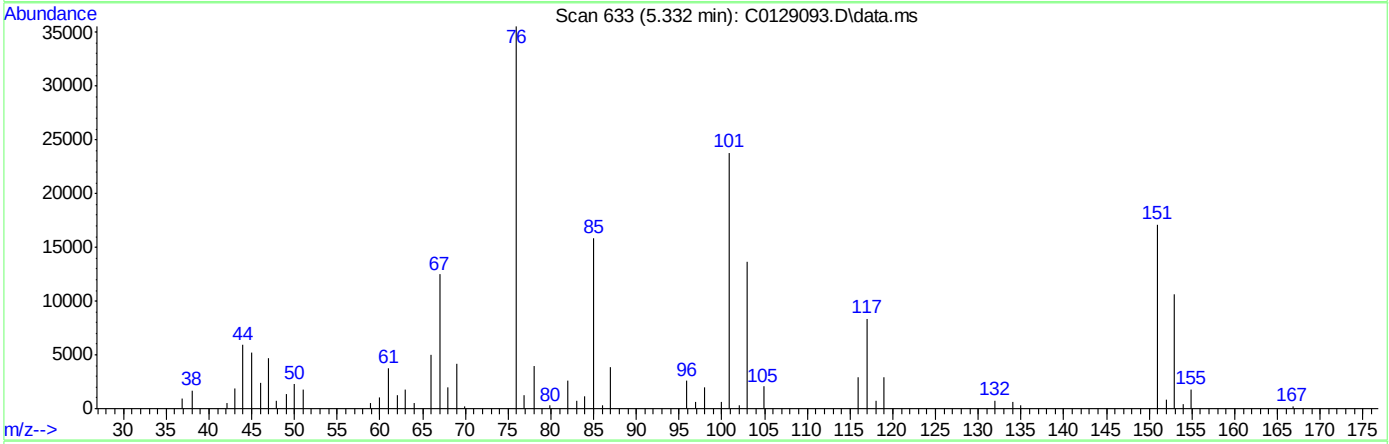

TIC: C0129093.D\data.ms

(107) Ethanol

5.332min (+0.073) 132.00ug/L

response 16411

Ion	Exp%	Act%
45.00	100	100
46.00	34.80	46.37
0.00	0.00	0.00
0.00	0.00	0.00

Quantitation Report (Qedit)

Data Path : C:\msdchem\2\DATA\121118\
Data File : C0129093.D
Acq On : 11 Dec 2018 4:45 pm
Operator : SHANICAO
Sample : ICC5121-5 Inst : MSVOA5
Misc : MS42084,VC5121,,,,,
ALS Vial : 9 Sample Multiplier: 1

Quant Time: Dec 12 07:47:34 2018
Quant Method : C:\msdchem\2\METHODS\RTXVMS121118.M
Quant Title : SW-846 Method 5035A/8260B
QLast Update : Wed Dec 12 07:46:56 2018
Response via : Initial Calibration

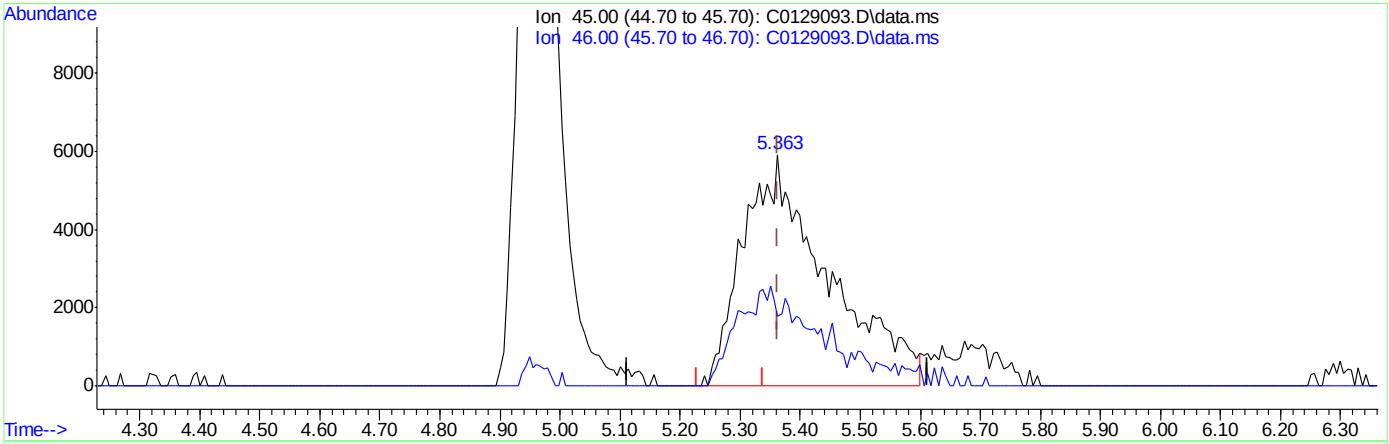

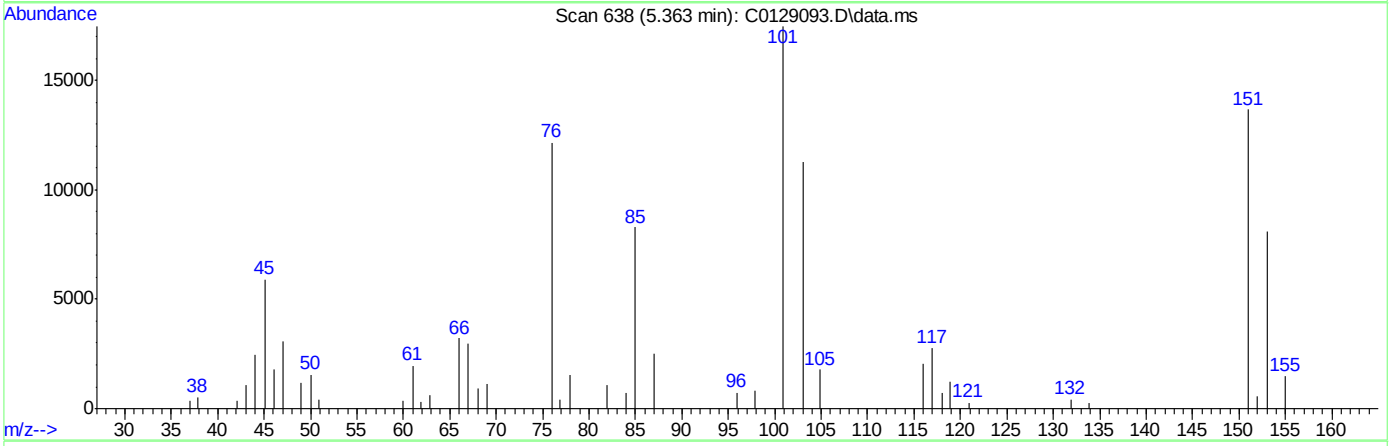

TIC: C0129093.D\data.ms

(107) Ethanol

5.363min (0.000) 463.61ug/L m

response 57641

Ion	Exp%	Act%
45.00	100	100
46.00	34.80	30.23
0.00	0.00	0.00
0.00	0.00	0.00

Manual Integrations APPROVED (compounds with "m" flag)
Juan Garcia 12/12/18 17:18

Quantitation Report (QT Reviewed)

Data Path : C:\msdchem\2\DATA\121118\
Data File : C0129094.D
Acq On : 11 Dec 2018 5:12 pm
Operator : SHANICAO
Sample : IC5121-6 Inst : MSVOA5
Misc : MS42084,VC5121,,,,,
ALS Vial : 10 Sample Multiplier: 1

Quant Time: Dec 12 07:59:56 2018
Quant Method : C:\msdchem\2\METHODS\RTXVMS121118.M
Quant Title : SW-846 Method 5035A/8260B
QLast Update : Wed Dec 12 07:46:56 2018
Response via : Initial Calibration

Compound	R.T.	QIon	Response	Conc	Units	Dev(Min)
Internal Standards						
1) Fluorobenzene	10.558	96	617310	50.00	ug/L	0.00
56) Chlorobenzene-d5	13.442	117	428916	50.00	ug/L	0.00
78) 1,4-Dichlorobenzene-d4	15.102	152	216883	50.00	ug/L	0.00
106) Tert Butyl Alcohol-d10	6.944	65	152137	250.00	ug/L	0.05
System Monitoring Compounds						
36) Dibromofluoromethane	9.499	113	140628	55.25	ug/L	0.00
Spiked Amount 50.000	Range 83 - 118		Recovery = 110.50%			
46) 1,2-Dichloroethane-d4	10.223	65	189262	80.21	ug/L	0.00
Spiked Amount 50.000	Range 79 - 125		Recovery = 160.42%#			
57) Toluene-d8	12.158	98	614366	46.32	ug/L	0.00
Spiked Amount 50.000	Range 85 - 112		Recovery = 92.64%			
79) 4-Bromofluorobenzene	14.324	174	166178	48.11	ug/L	0.00
Spiked Amount 50.000	Range 83 - 118		Recovery = 96.22%			
Target Compounds						Qvalue
2) Dichlorodifluoromethane	2.881	85	196813	40.05	ug/L	98
3) Chloromethane	3.227	50	190892	31.95	ug/L	99
4) 1,3-butadiene	3.392	39	203633	39.69	ug/L	93
5) Vinyl Chloride	3.361	62	231262	42.16	ug/L	98
6) Bromomethane	3.921	94	55941	25.43	ug/L	96
7) Chloroethane	4.140	64	113414	38.17	ug/L	99
8) Trichlorofluoromethane	4.365	101	266041	39.04	ug/L	98
9) Ethyl Ether	4.967	59	186582	83.22	ug/L	93
10) 1,2-Dichlorotrifluoroe...	5.296	67	199627	42.16	ug/L	91
11) 1,1-Dichloroethene	5.253	61	286139	41.57	ug/L	97
12) Freon 113	5.332	101	161409	45.37	ug/L	94
13) Carbon Disulfide	5.284	76	478241	44.16	ug/L	98
14) Iodomethane	5.496	142	94578	15.66	ug/L	96
15) Allyl chloride	6.105	41	316090	42.52	ug/L	98
16) Methylene Chloride	6.300	49	292858	55.05	ug/L	96
17) Acetone	6.421	43	494525	Below Cal		88
18) Methyl acetate	6.634	43	1388755	Below Cal		97
19) trans-1,2-Dichloroethene	6.573	61	286080	45.66	ug/L	99
20) Hexane	6.713	56	149222	38.04	ug/L #	88
21) Methyl Tert Butyl Ether	6.798	73	636778	102.15	ug/L	77
22) Acetonitrile	7.255	41	395353	Below Cal		88
23) Di-isopropyl ether	7.486	45	792150	51.69	ug/L	96
24) Chloroprene	7.644	53	321298	45.91	ug/L	98
25) 1,1-Dichloroethane	7.699	63	348579	45.81	ug/L	97
26) Acrylonitrile	7.802	52	480978	1088.37	ug/L	99
27) ETBE	8.155	59	766235	62.85	ug/L	98
28) Vinyl acetate	8.179	43	2939870	594.33	ug/L	98
29) cis-1,2-Dichloroethene	8.715	96	194176	52.43	ug/L	97
30) 2,2-Dichloropropane	8.903	77	307855	45.58	ug/L	98
31) Bromochloromethane	9.080	128	80330	64.83	ug/L	94
32) Cyclohexane	9.055	56	384258	46.06	ug/L	98
33) Chloroform	9.214	83	335075	51.15	ug/L	98
34) Ethyl acetate	9.414	43	1638784	954.95	ug/L	99

Quantitation Report (QT Reviewed)

Data Path : C:\msdchem\2\DATA\121118\
Data File : C0129094.D
Acq On : 11 Dec 2018 5:12 pm
Operator : SHANICAO
Sample : IC5121-6 Inst : MSVOA5
Misc : MS42084,VC5121,,,,,
ALS Vial : 10 Sample Multiplier: 1

Quant Time: Dec 12 07:59:56 2018
Quant Method : C:\msdchem\2\METHODS\RTXVMS121118.M
Quant Title : SW-846 Method 5035A/8260B
QLast Update : Wed Dec 12 07:46:56 2018
Response via : Initial Calibration

Compound	R.T.	QIon	Response	Conc	Units		Dev(Min)
35) Tetrahydrofuran	9.457	42	132488m	214.73	ug/L		
37) Carbon Tetrachloride	9.408	117	259988	47.10	ug/L		97
38) 1,1,1-Trichloroethane	9.512	97	321146	48.17	ug/L		96
39) 2-Butanone	9.688	43	850092	1230.33	ug/L		94
40) 1,1-Dichloropropene	9.700	75	267604	48.07	ug/L		95
41) tert-Butyl formate	9.864	59	1295164	1193.35	ug/L		97
42) Propionitrile	10.096	54	519420	2645.91	ug/L	#	67
43) Methacrylonitrile	10.114	41	1897996	1789.42	ug/L		98
44) Benzene	10.041	78	772494	50.38	ug/L		97
45) TAME	10.193	73	644792	80.49	ug/L		98
47) 1,2-Dichloroethane	10.309	62	302731	83.18	ug/L		99
48) Trichloroethene	10.759	95	201555	48.66	ug/L		98
49) Methylcyclohexane	10.734	83	327852	49.41	ug/L		98
50) Dibromomethane	11.221	93	124574	96.22	ug/L		94
51) 1,2-Dichloropropane	11.318	63	222233	60.25	ug/L		99
52) Bromodichloromethane	11.391	83	270637	64.96	ug/L		98
53) Methyl methacrylate	11.531	41	288077	159.87	ug/L		95
54) 2-Chloroethyl vinyl ether	11.927	63	814337	798.55	ug/L		99
55) cis-1,3-Dichloropropene	11.994	75	351011	66.04	ug/L		97
58) Toluene	12.201	91	822867	46.94	ug/L		98
59) 2-Nitropropane	12.407	41	517941	1015.62	ug/L		97
60) 4-Methyl-2-pentanone	12.523	43	1712202	979.18	ug/L		98
61) trans-1,3-Dichloropropene	12.566	75	325993	78.64	ug/L		98
62) Tetrachloroethene	12.541	166	194260	42.99	ug/L		96
63) Ethyl methacrylate	12.669	69	319869	111.28	ug/L		95
64) 1,1,2-Trichloroethane	12.699	83	151516	86.53	ug/L		93
65) Dibromochloromethane	12.858	129	197897	81.46	ug/L		91
66) 1,3-Dichloropropane	12.925	76	340601	87.14	ug/L		97
67) 1,2-Dibromoethane	13.052	107	194218	107.37	ug/L		97
68) 2-hexanone	13.186	43	1647343	972.91	ug/L	#	42
69) 1-Chlorohexane	13.411	91	268325	44.72	ug/L		91
70) Ethylbenzene	13.454	91	930046	45.35	ug/L		100
71) Chlorobenzene	13.454	112	501494	49.00	ug/L		98
72) 1,1,1,2-Tetrachloroethane	13.496	131	186757	54.53	ug/L		97
73) m,p-Xylene	13.557	91	1419657	91.29	ug/L		98
74) o-Xylene	13.880	91	740058	46.50	ug/L		99
75) Styrene	13.916	104	551407	49.55	ug/L		98
76) Bromoform	13.971	173	146164	116.79	ug/L		96
77) Isopropylbenzene	14.099	105	826156	44.16	ug/L		98
80) cis-1,4-Dichloro-2-butene	14.354	53	120292	142.52	ug/L		93
81) n-Propylbenzene	14.391	91	1054470	41.75	ug/L		99
82) Bromobenzene	14.415	156	202371	48.70	ug/L		94
83) 1,1,2,2-Tetrachloroethane	14.445	83	276705	114.32	ug/L		92
84) 1,3,5-Trimethylbenzene	14.512	105	706363	41.52	ug/L		99
85) 2-Chlorotoluene	14.525	91	674508	40.86	ug/L		96
86) trans-1,4-Dichloro-2-B...	14.354	53	120292	142.47	ug/L		92
87) 1,2,3-Trichloropropane	14.561	110	85762	135.58	ug/L		96
88) Cyclohexanone	14.610	55	75186	295.72	ug/L		90
89) 4-Chlorotoluene	14.640	91	642078	43.74	ug/L		99
90) tert-Butylbenzene	14.744	91	419116	40.58	ug/L		98

Quantitation Report (QT Reviewed)

Data Path : C:\msdchem\2\DATA\121118\
Data File : C0129094.D
Acq On : 11 Dec 2018 5:12 pm
Operator : SHANICAO
Sample : IC5121-6 Inst : MSVOA5
Misc : MS42084,VC5121,,,,,
ALS Vial : 10 Sample Multiplier: 1

Quant Time: Dec 12 07:59:56 2018
Quant Method : C:\msdchem\2\METHODS\RTXVMS121118.M
Quant Title : SW-846 Method 5035A/8260B
QLast Update : Wed Dec 12 07:46:56 2018
Response via : Initial Calibration

	Compound	R.T.	QIon	Response	Conc	Units	Dev(Min)
92)	1,2,4-Trimethylbenzene	14.786	105	725809	43.00	ug/L	97
93)	Pentachloroethane	14.792	167	121267	52.86	ug/L	90
94)	sec-Butylbenzene	14.865	105	845196	41.85	ug/L	100
95)	4-Isopropyltoluene	14.944	119	708516	42.79	ug/L	99
96)	1,3-Dichlorobenzene	15.054	146	390772	47.09	ug/L	99
97)	1,4-Dichlorobenzene	15.109	146	389131	47.74	ug/L	98
98)	n-Butylbenzene	15.236	92	406619	49.29	ug/L	99
99)	Benzyl Chloride	15.267	126	116881	120.79	ug/L	95
100)	1,2-Dichlorobenzene	15.407	146	380100	57.12	ug/L	99
101)	1,2-Dibromo-3-Chloropr...	15.936	75	76569	194.08	ug/L	98
102)	Hexachlorobutadiene	16.337	225	79938	51.55	ug/L	95
103)	1,2,4-Trichlorobenzene	16.392	180	237954	75.69	ug/L	95
104)	Naphthalene	16.636	128	801952	173.88	ug/L	96
105)	1,2,3-Trichlorobenzene	16.775	180	224033	107.59	ug/L	98
107)	Ethanol	5.411	45	96480m	790.17	ug/L	
108)	Acrolein	5.880	56	248352	197.24	ug/L	98
109)	Tert Butyl Alcohol	7.066	59	532462	472.54	ug/L	96
110)	Isobutyl alcohol	10.376	43	449011m	1038.43	ug/L	
111)	Tert Amyl Alcohol	10.479	59	431441	508.69	ug/L	96
112)	1,4-Dioxane	11.598	88	78579	1125.65	ug/L	88
113)	3,3-dimethyl-1-butanol	13.180	57	2297948	2475.40	ug/L	95

(#) = qualifier out of range (m) = manual integration (+) = signals summed

Quantitation Report (QT Reviewed)

Data Path : C:\msdchem\2\DATA\121118\
Data File : C0129094.D
Acq On : 11 Dec 2018 5:12 pm
Operator : SHANICAO
Sample : IC5121-6 Inst : MSVOA5
Misc : MS42084,VC5121,,,,,
ALS Vial : 10 Sample Multiplier: 1

Quant Time: Dec 12 07:59:56 2018
Quant Method : C:\msdchem\2\METHODS\RTXVMS121118.M
Quant Title : SW-846 Method 5035A/8260B
QLast Update : Wed Dec 12 07:46:56 2018
Response via : Initial Calibration

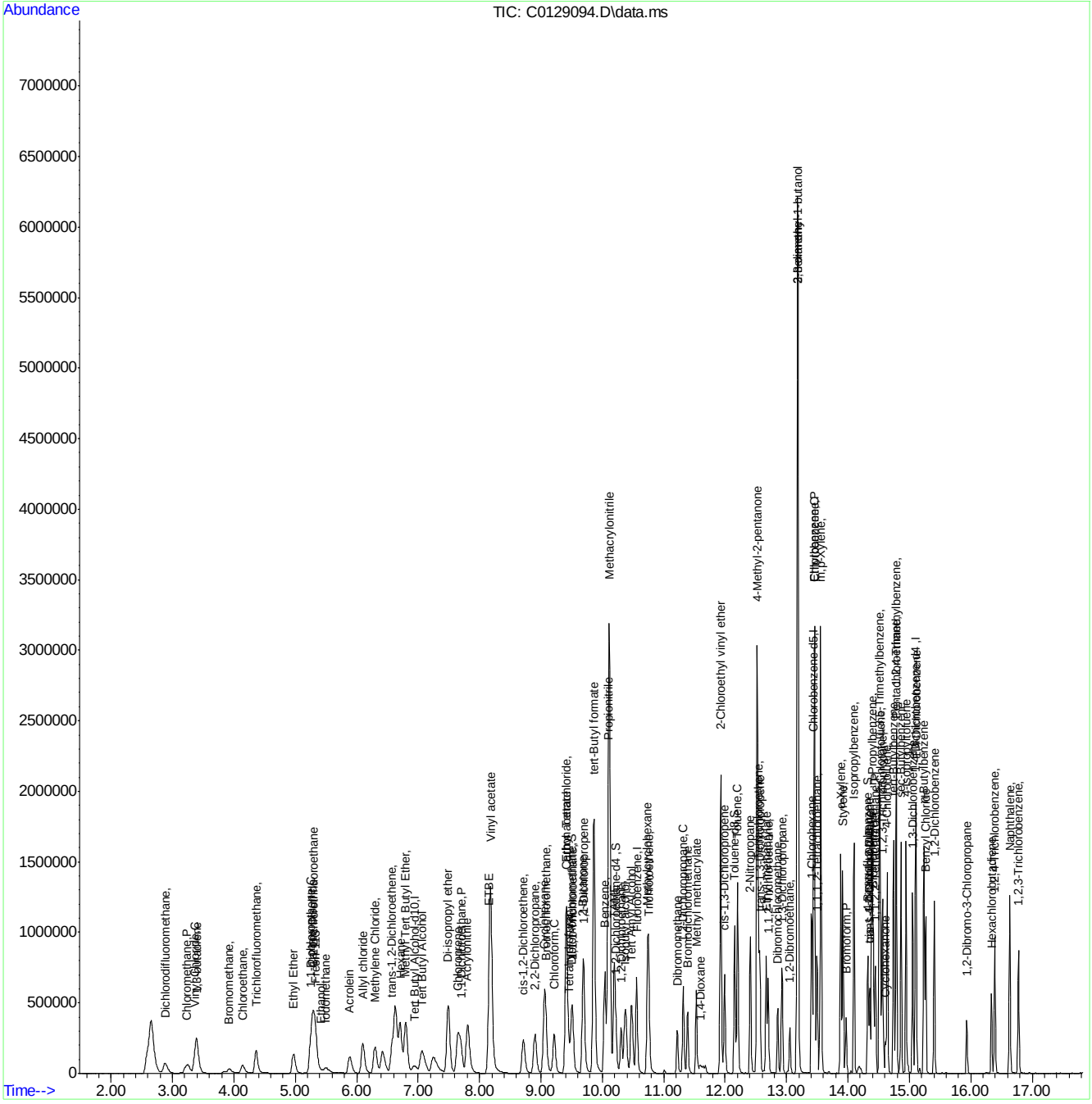

Manual Integration Approval Summary

Sample Number: VC5121-IC5121
Lab FileID: C0129094.D
Injection Time: 12/11/18 17:12
Method: SW846 8260B
Analyst approved: 12/12/18 10:24 Shanica O'Connor
Supervisor approved: 12/12/18 17:18 Juan Garcia

Parameter	CAS	Sig#	R.T. (min.)	Reason
Ethyl Alcohol	64-17-5		5.41	Poor instrument integration
Tetrahydrofuran	109-99-9		9.46	Overlapping peak
Isobutyl Alcohol	78-83-1		10.38	Missed peak

Quantitation Report (Qedit)

Data Path : C:\msdchem\2\DATA\121118\
Data File : C0129094.D
Acq On : 11 Dec 2018 5:12 pm
Operator : SHANICAO
Sample : IC5121-6 Inst : MSVOA5
Misc : MS42084,VC5121,,,,,
ALS Vial : 10 Sample Multiplier: 1

Quant Time: Dec 12 07:47:37 2018
Quant Method : C:\msdchem\2\METHODS\RTXVMS121118.M
Quant Title : SW-846 Method 5035A/8260B
QLast Update : Wed Dec 12 07:46:56 2018
Response via : Initial Calibration

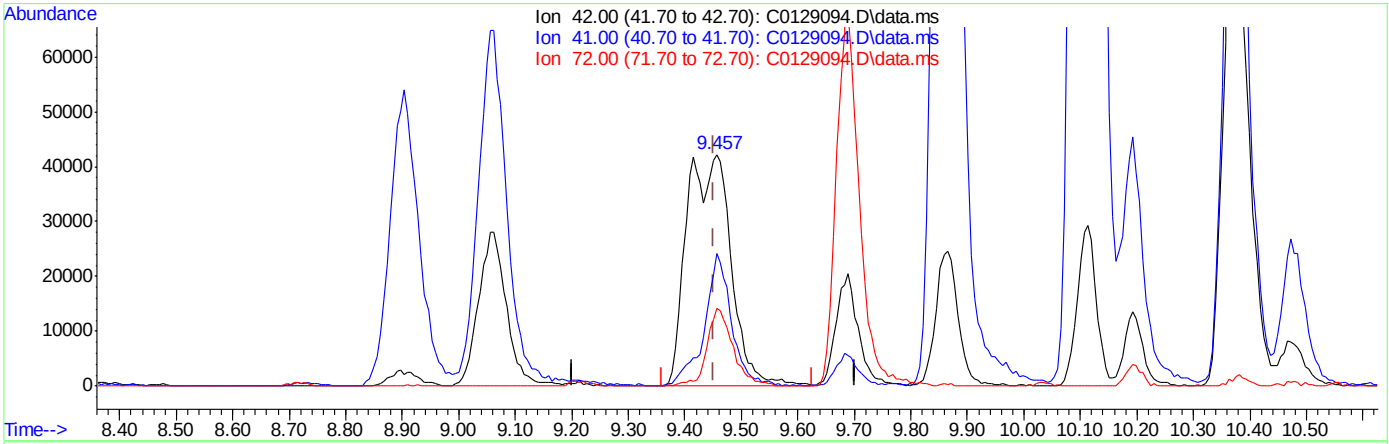

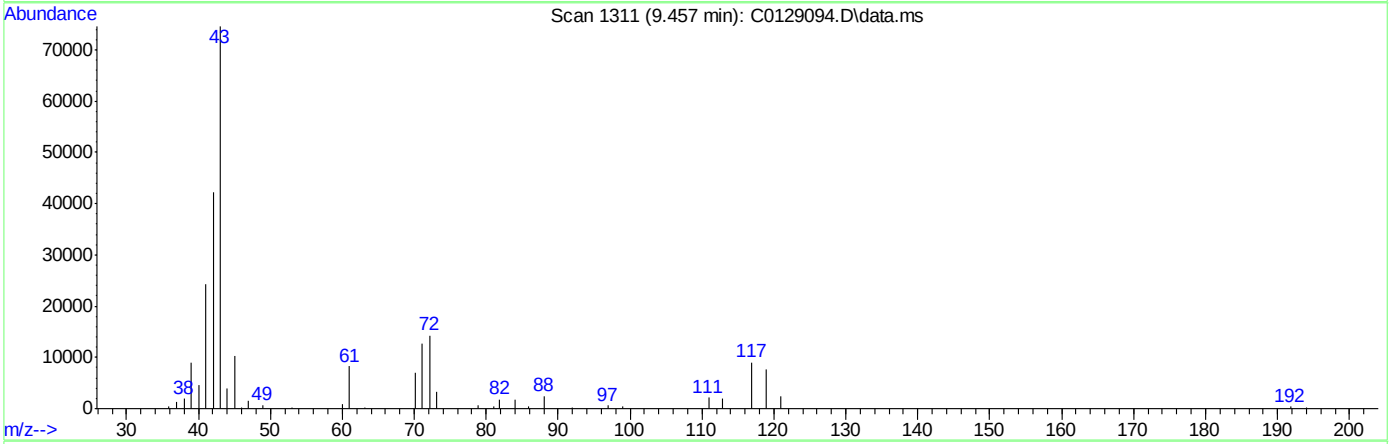

TIC: C0129094.D\data.ms

(35) Tetrahydrofuran

9.457min (+0.006) 367.91ug/L

response 230166

Ion	Exp%	Act%
42.00	100	100
41.00	49.30	57.30
72.00	29.10	33.80
0.00	0.00	0.00

Quantitation Report (Qedit)

Data Path : C:\msdchem\2\DATA\121118\
Data File : C0129094.D
Acq On : 11 Dec 2018 5:12 pm
Operator : SHANICAO
Sample : IC5121-6 Inst : MSVOA5
Misc : MS42084,VC5121,,,,,
ALS Vial : 10 Sample Multiplier: 1

Quant Time: Dec 12 07:47:37 2018
Quant Method : C:\msdchem\2\METHODS\RTXVMS121118.M
Quant Title : SW-846 Method 5035A/8260B
QLast Update : Wed Dec 12 07:46:56 2018
Response via : Initial Calibration

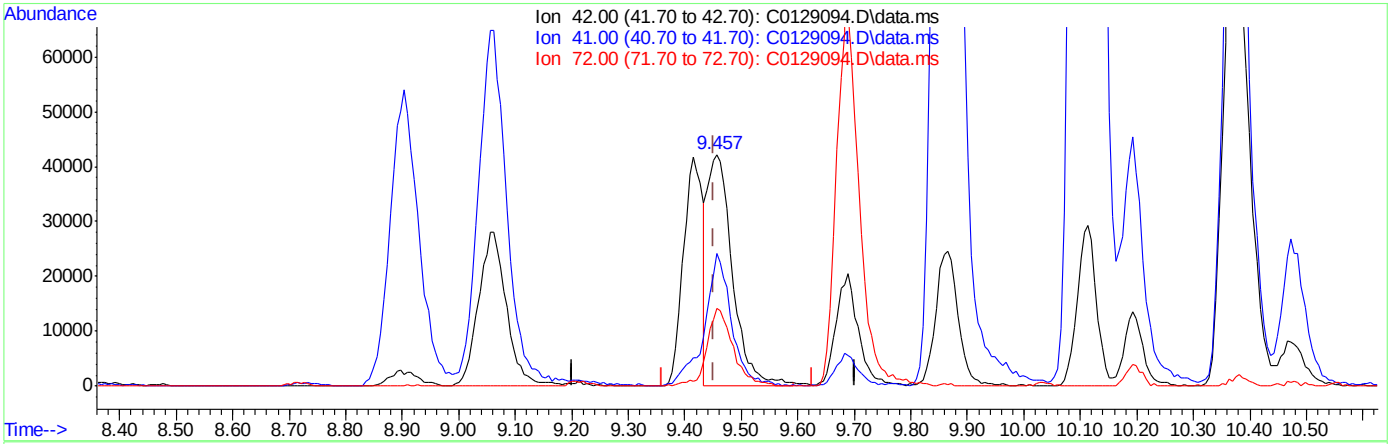

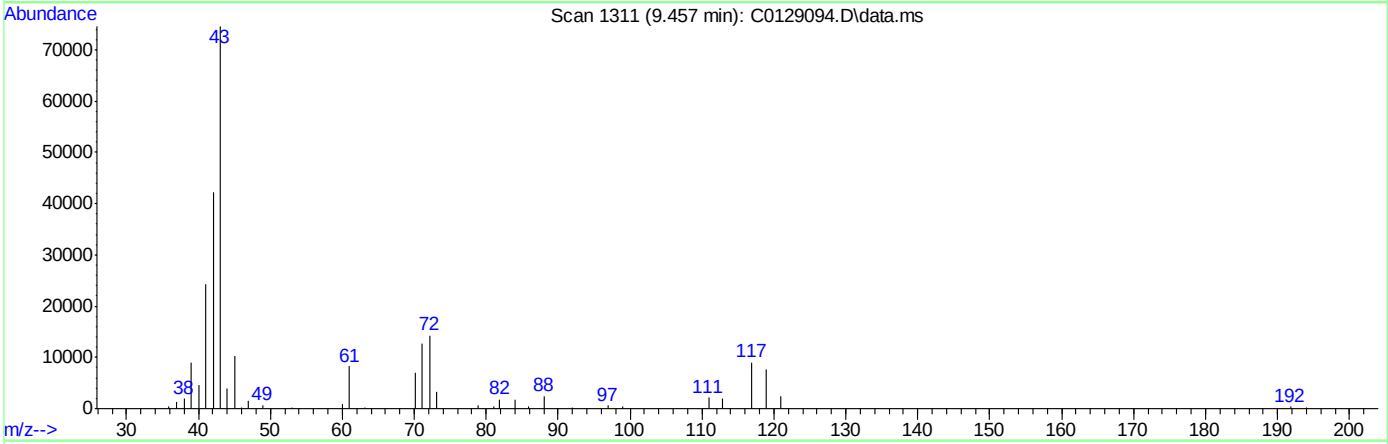

TIC: C0129094.D\data.ms

(35) Tetrahydrofuran

9.457min (+0.006) 214.73ug/L m

response 132488

Ion	Exp%	Act%
42.00	100	100
41.00	49.30	57.30
72.00	29.10	33.80
0.00	0.00	0.00

Quantitation Report (Qedit)

Data Path : C:\msdchem\2\DATA\121118\
Data File : C0129094.D
Acq On : 11 Dec 2018 5:12 pm
Operator : SHANICAO
Sample : IC5121-6 Inst : MSVOA5
Misc : MS42084,VC5121,,,,,
ALS Vial : 10 Sample Multiplier: 1

Quant Time: Dec 12 07:47:37 2018
Quant Method : C:\msdchem\2\METHODS\RTXVMS121118.M
Quant Title : SW-846 Method 5035A/8260B
QLast Update : Wed Dec 12 07:46:56 2018
Response via : Initial Calibration

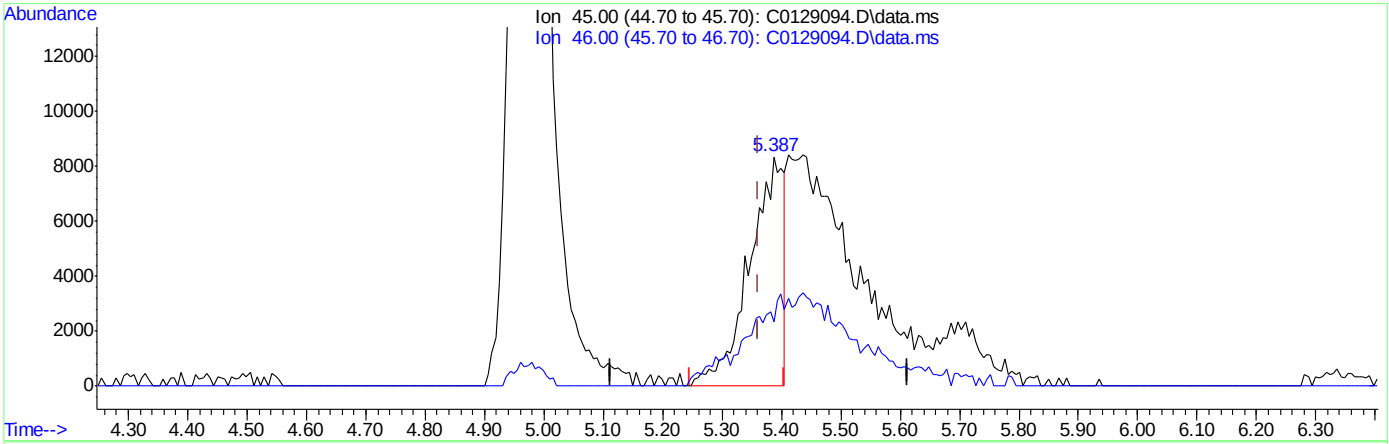

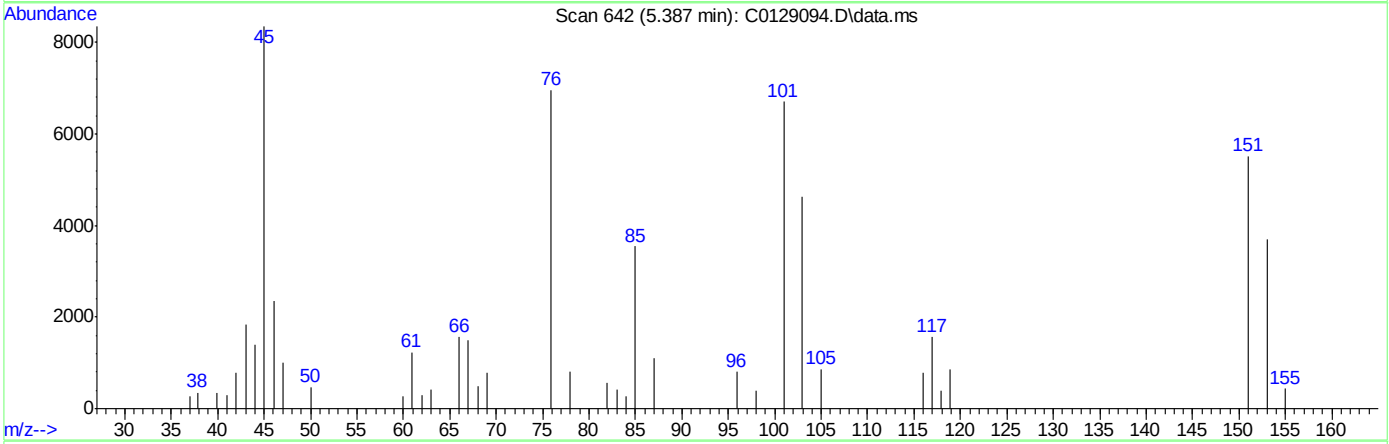

TIC: C0129094.D\data.ms

(107) Ethanol

5.387min (+0.024) 275.59ug/L

response 33650

Ion	Exp%	Act%
45.00	100	100
46.00	34.80	24.66
0.00	0.00	0.00
0.00	0.00	0.00

Quantitation Report (Qedit)

Data Path : C:\msdchem\2\DATA\121118\
Data File : C0129094.D
Acq On : 11 Dec 2018 5:12 pm
Operator : SHANICAO
Sample : IC5121-6 Inst : MSVOA5
Misc : MS42084,VC5121,,,,,
ALS Vial : 10 Sample Multiplier: 1

Quant Time: Dec 12 07:47:37 2018
Quant Method : C:\msdchem\2\METHODS\RTXVMS121118.M
Quant Title : SW-846 Method 5035A/8260B
QLast Update : Wed Dec 12 07:46:56 2018
Response via : Initial Calibration

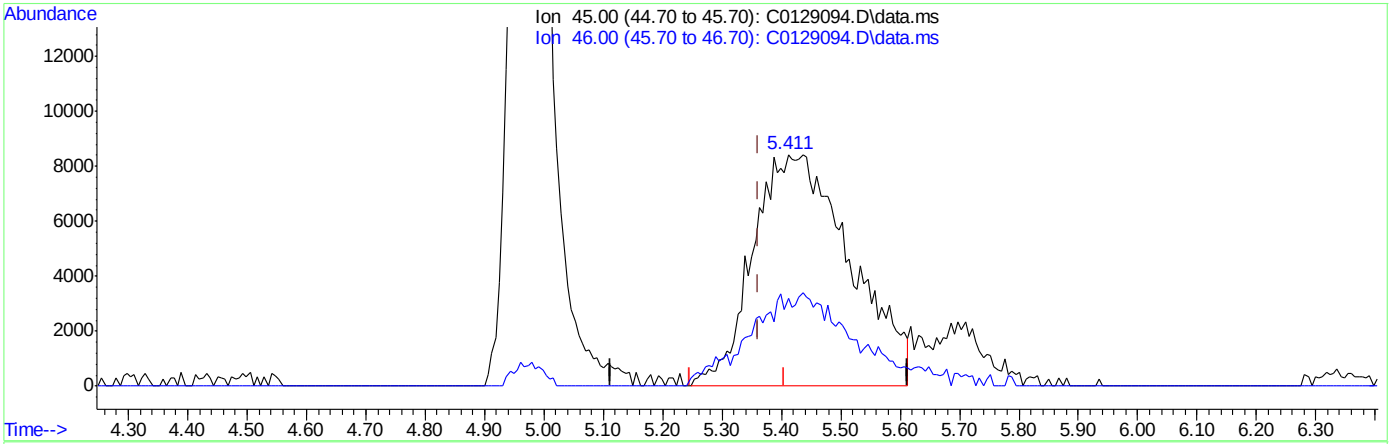

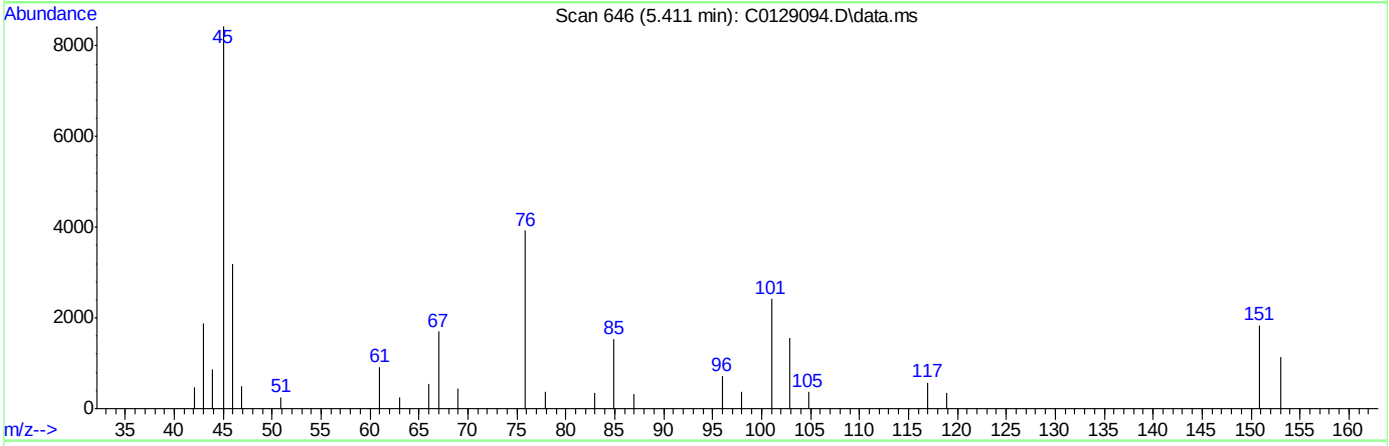

TIC: C0129094.D\data.ms

(107) Ethanol

5.411min (+0.049) 790.17ug/L m

response 96480

Ion	Exp%	Act%
45.00	100	100
46.00	34.80	37.81
0.00	0.00	0.00
0.00	0.00	0.00

Quantitation Report (Qedit)

Data Path : C:\msdchem\2\DATA\121118\
Data File : C0129094.D
Acq On : 11 Dec 2018 5:12 pm
Operator : SHANICAO
Sample : IC5121-6 Inst : MSVOA5
Misc : MS42084,VC5121,,,,,
ALS Vial : 10 Sample Multiplier: 1

Quant Time: Dec 12 07:47:37 2018
Quant Method : C:\msdchem\2\METHODS\RTXVMS121118.M
Quant Title : SW-846 Method 5035A/8260B
QLast Update : Wed Dec 12 07:46:56 2018
Response via : Initial Calibration

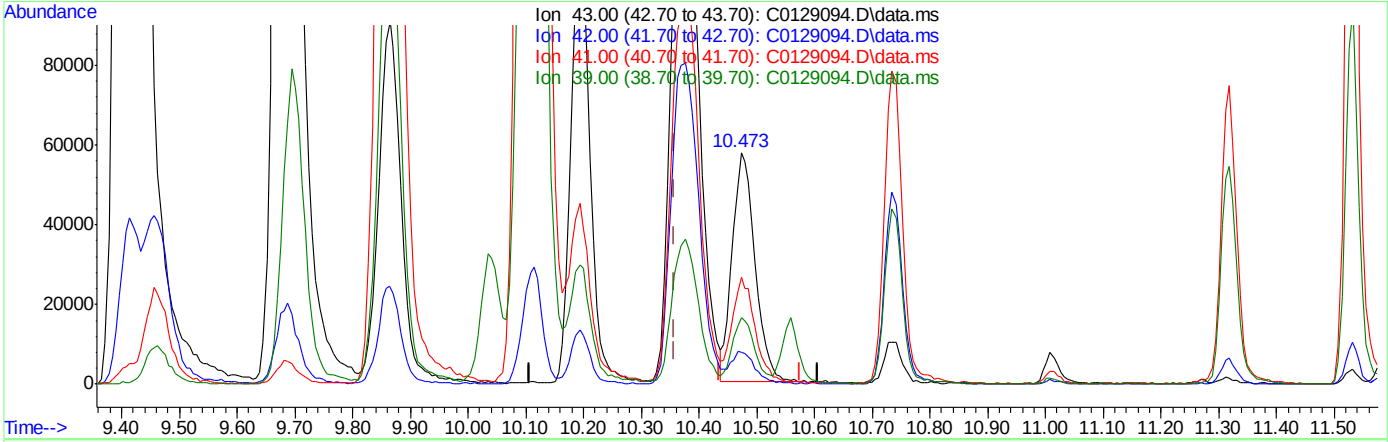

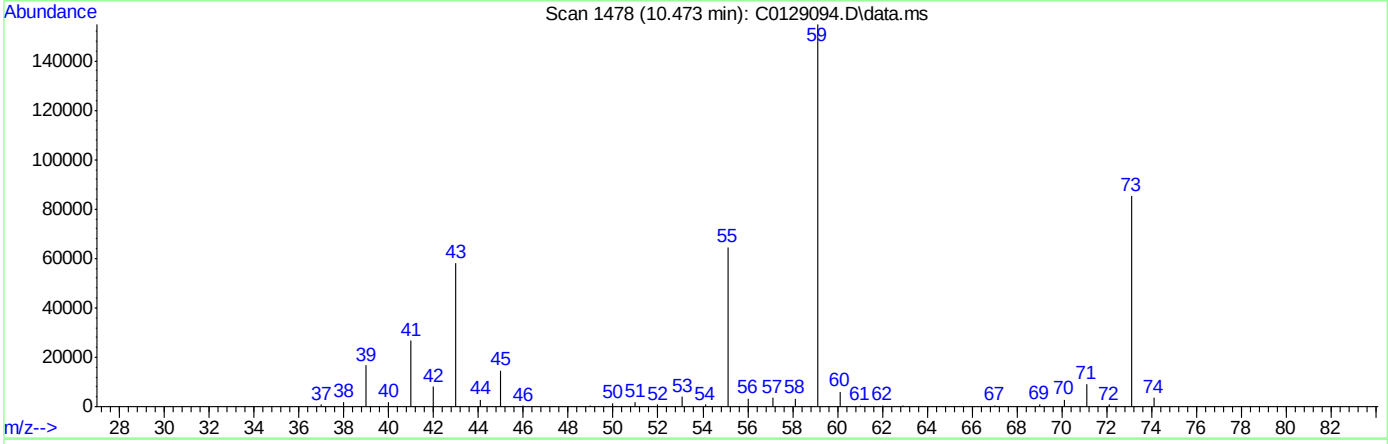

TIC: C0129094.D\data.ms

(110) Isobutyl alcohol

10.473min (+0.116) 358.79ug/L

response 157160

Ion	Exp%	Act%
43.00	100	100
42.00	58.80	13.47
41.00	66.30	46.04
39.00	20.70	25.48

Quantitation Report (Qedit)

Data Path : C:\msdchem\2\DATA\121118\
Data File : C0129094.D
Acq On : 11 Dec 2018 5:12 pm
Operator : SHANICAO
Sample : IC5121-6 Inst : MSVOA5
Misc : MS42084,VC5121,,,,,
ALS Vial : 10 Sample Multiplier: 1

Quant Time: Dec 12 07:47:37 2018
Quant Method : C:\msdchem\2\METHODS\RTXVMS121118.M
Quant Title : SW-846 Method 5035A/8260B
QLast Update : Wed Dec 12 07:46:56 2018
Response via : Initial Calibration

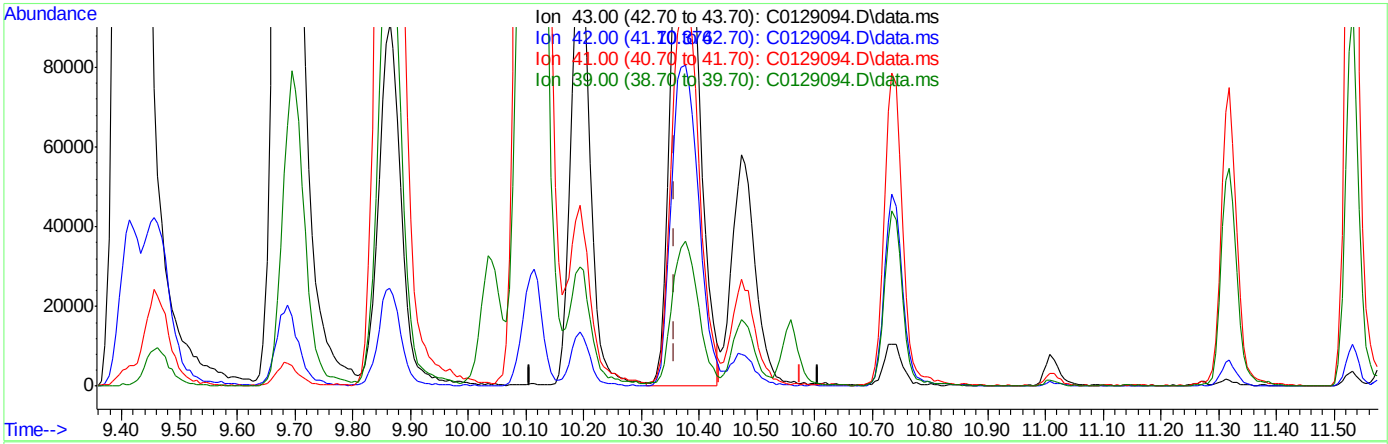

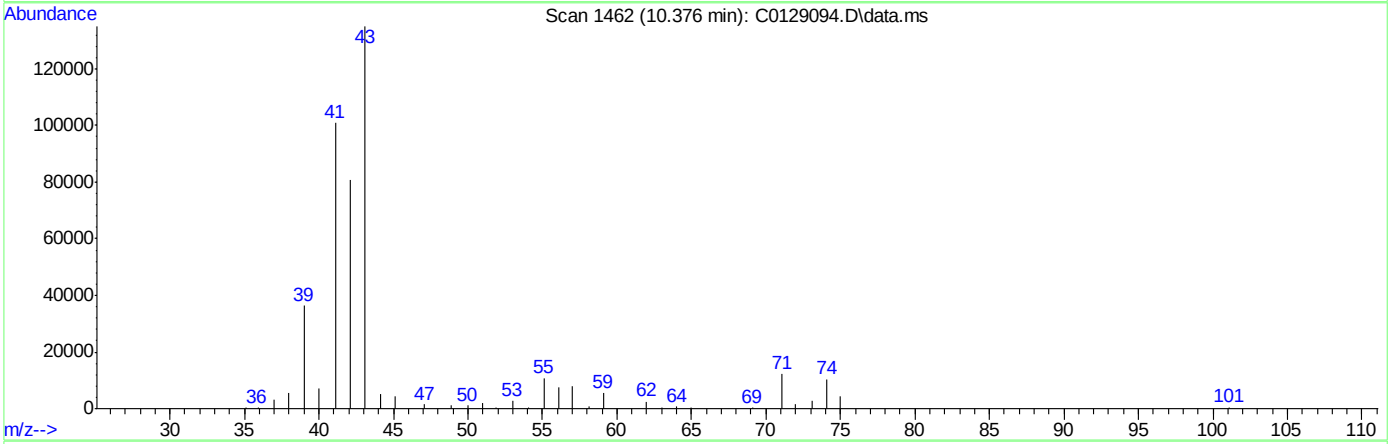

TIC: C0129094.D\data.ms

(110) Isobutyl alcohol

10.376min (+0.018) 1038.43ug/L m

response 449011

Ion	Exp%	Act%
43.00	100	100
42.00	58.80	59.76
41.00	66.30	74.75
39.00	20.70	26.90

C0129095.D

Manual Integrations APPROVED (compounds with "m" flag)

Juan Garcia 12/12/18 17:18

Quantitation Report (QT Reviewed)

Data Path : C:\msdchem\2\DATA\121118\
Data File : C0129095.D
Acq On : 11 Dec 2018 5:38 pm
Operator : SHANICAO
Sample : IC5121-7 Inst : MSVOA5
Misc : MS42084,VC5121,,,,,
ALS Vial : 11 Sample Multiplier: 1

Quant Time: Dec 12 08:01:56 2018
Quant Method : C:\msdchem\2\METHODS\RTXVMS121118.M
Quant Title : SW-846 Method 5035A/8260B
QLast Update : Wed Dec 12 07:46:56 2018
Response via : Initial Calibration

Compound	R.T.	QIon	Response	Conc	Units		Dev(Min)
Internal Standards							
1) Fluorobenzene	10.558	96	620065	50.00	ug/L		0.00
56) Chlorobenzene-d5	13.442	117	419785	50.00	ug/L		0.00
78) 1,4-Dichlorobenzene-d4	15.102	152	212149	50.00	ug/L		0.00
106) Tert Butyl Alcohol-d10	6.975	65	166168	250.00	ug/L		0.08
System Monitoring Compounds							
36) Dibromofluoromethane	9.499	113	148846	58.22	ug/L		0.00
Spiked Amount 50.000	Range 83 - 118		Recovery = 116.44%				
46) 1,2-Dichloroethane-d4	10.223	65	186055	78.50	ug/L		0.00
Spiked Amount 50.000	Range 79 - 125		Recovery = 157.00%#				
57) Toluene-d8	12.158	98	633832	48.82	ug/L		0.00
Spiked Amount 50.000	Range 85 - 112		Recovery = 97.64%				
79) 4-Bromofluorobenzene	14.324	174	168483	49.86	ug/L		0.00
Spiked Amount 50.000	Range 83 - 118		Recovery = 99.72%				
Target Compounds							Qvalue
2) Dichlorodifluoromethane	2.881	85	278691	56.45	ug/L		99
3) Chloromethane	3.239	50	287924	48.09	ug/L		98
4) 1,3-butadiene	3.392	39	314382	62.09	ug/L		94
5) Vinyl Chloride	3.367	62	355900	64.59	ug/L		99
6) Bromomethane	3.933	94	78413	35.33	ug/L		96
7) Chloroethane	4.140	64	170490	58.79	ug/L		96
8) Trichlorofluoromethane	4.359	101	385613	56.33	ug/L		97
9) Ethyl Ether	4.973	59	287506	Below Cal			97
10) 1,2-Dichlorotrifluoroe...	5.290	67	305571	71.07	ug/L		88
11) 1,1-Dichloroethene	5.235	61	448892	71.42	ug/L		97
12) Freon 113	5.314	101	246917	69.10	ug/L	#	87
13) Carbon Disulfide	5.271	76	744034	68.40	ug/L		99
14) Iodomethane	5.496	142	134361	22.50	ug/L		98
15) Allyl chloride	6.093	41	442979	63.54	ug/L		96
16) Methylene Chloride	6.287	49	444580	95.09	ug/L		95
17) Acetone	6.439	43	761850	Below Cal			89
18) Methyl acetate	6.640	43	2119842	Below Cal			97
19) trans-1,2-Dichloroethene	6.573	61	416101	70.64	ug/L		97
20) Hexane	6.707	56	228794	61.64	ug/L	#	90
21) Methyl Tert Butyl Ether	6.804	73	964107	Below Cal			77
22) Acetonitrile	7.261	41	500519	Below Cal			84
23) Di-isopropyl ether	7.498	45	1205926	83.97	ug/L		98
24) Chloroprene	7.644	53	485113	69.01	ug/L		97
25) 1,1-Dichloroethane	7.693	63	526464	70.82	ug/L		98
26) Acrylonitrile	7.820	52	734659	1706.72	ug/L		98
27) ETBE	8.167	59	1125456	91.91	ug/L		98
28) Vinyl acetate	8.185	43	4315144	868.49	ug/L		99
29) cis-1,2-Dichloroethene	8.709	96	276620	74.36	ug/L		94
30) 2,2-Dichloropropane	8.903	77	449458	66.26	ug/L		100
31) Bromochloromethane	9.080	128	116310	93.45	ug/L		94
32) Cyclohexane	9.055	56	568549	67.85	ug/L		96
33) Chloroform	9.220	83	487362	74.06	ug/L		98
34) Ethyl acetate	9.420	43	2372933	1376.61	ug/L		99

Quantitation Report (QT Reviewed)

Data Path : C:\msdchem\2\DATA\121118\
Data File : C0129095.D
Acq On : 11 Dec 2018 5:38 pm
Operator : SHANICAO
Sample : IC5121-7 Inst : MSVOA5
Misc : MS42084,VC5121,,,,,
ALS Vial : 11 Sample Multiplier: 1

Quant Time: Dec 12 08:01:56 2018
Quant Method : C:\msdchem\2\METHODS\RTXVMS121118.M
Quant Title : SW-846 Method 5035A/8260B
QLast Update : Wed Dec 12 07:46:56 2018
Response via : Initial Calibration

Compound	R.T.	QIon	Response	Conc	Units		Dev(Min)
35) Tetrahydrofuran	9.463	42	175154	280.93	ug/L		96
37) Carbon Tetrachloride	9.402	117	371016	66.92	ug/L		98
38) 1,1,1-Trichloroethane	9.518	97	465690	69.54	ug/L		99
39) 2-Butanone	9.688	43	1278494	1925.92	ug/L		93
40) 1,1-Dichloropropene	9.694	75	397578	71.10	ug/L		94
41) tert-Butyl formate	9.871	59	1924655	1765.48	ug/L		98
42) Propionitrile	10.102	54	750586	3806.48	ug/L	#	65
43) Methacrylonitrile	10.120	41	2655336	2492.32	ug/L		95
44) Benzene	10.041	78	1117611	72.56	ug/L		99
45) TAME	10.199	73	853983	110.01	ug/L		98
47) 1,2-Dichloroethane	10.309	62	431645	118.08	ug/L		98
48) Trichloroethene	10.759	95	286238	68.80	ug/L		99
49) Methylcyclohexane	10.734	83	449095	67.38	ug/L		98
50) Dibromomethane	11.221	93	167585	128.86	ug/L		97
51) 1,2-Dichloropropane	11.318	63	291599	78.71	ug/L		99
52) Bromodichloromethane	11.391	83	361274	86.33	ug/L		97
53) Methyl methacrylate	11.531	41	389191	218.30	ug/L		91
54) 2-Chloroethyl vinyl ether	11.933	63	1110606	1084.23	ug/L		98
55) cis-1,3-Dichloropropene	11.994	75	503774	94.36	ug/L		98
58) Toluene	12.201	91	1135685	66.19	ug/L		97
59) 2-Nitropropane	12.413	41	738479	1479.57	ug/L		99
60) 4-Methyl-2-pentanone	12.523	43	2320221	1570.35	ug/L		96
61) trans-1,3-Dichloropropene	12.566	75	450567	111.06	ug/L		89
62) Tetrachloroethene	12.541	166	268481	60.70	ug/L		97
63) Ethyl methacrylate	12.669	69	452689	160.91	ug/L		96
64) 1,1,2-Trichloroethane	12.699	83	219382	128.01	ug/L		94
65) Dibromochloromethane	12.858	129	285326	120.00	ug/L		92
66) 1,3-Dichloropropane	12.924	76	478758	125.15	ug/L		98
67) 1,2-Dibromoethane	13.052	107	268720	151.78	ug/L		95
68) 2-hexanone	13.192	43	2291366	1382.71	ug/L	#	40
69) 1-Chlorohexane	13.411	91	377641	64.30	ug/L		93
70) Ethylbenzene	13.454	91	1285292	65.51	ug/L		100
71) Chlorobenzene	13.454	112	693039	69.19	ug/L		98
72) 1,1,1,2-Tetrachloroethane	13.502	131	258358	77.08	ug/L		95
73) m,p-Xylene	13.557	91	1932360	131.87	ug/L		98
74) o-Xylene	13.880	91	1024152	65.76	ug/L		99
75) Styrene	13.922	104	805955	74.00	ug/L		97
76) Bromoform	13.971	173	202784	165.55	ug/L		98
77) Isopropylbenzene	14.099	105	1143698	64.03	ug/L		99
80) cis-1,4-Dichloro-2-butene	14.354	53	169812	193.48	ug/L		89
81) n-Propylbenzene	14.391	91	1473163	59.62	ug/L		100
82) Bromobenzene	14.415	156	283081	69.64	ug/L		96
83) 1,1,2,2-Tetrachloroethane	14.445	83	383653	162.04	ug/L		92
84) 1,3,5-Trimethylbenzene	14.512	105	993715	59.72	ug/L		100
85) 2-Chlorotoluene	14.524	91	962879	59.64	ug/L		97
86) trans-1,4-Dichloro-2-B...	14.354	53	169812	193.34	ug/L		94
87) 1,2,3-Trichloropropane	14.561	110	126326	204.16	ug/L		97
88) Cyclohexanone	14.610	55	105211	401.33	ug/L		94
89) 4-Chlorotoluene	14.640	91	864338	60.19	ug/L		100
90) tert-Butylbenzene	14.743	91	594302	58.82	ug/L		99

Quantitation Report (QT Reviewed)

Data Path : C:\msdchem\2\DATA\121118\
Data File : C0129095.D
Acq On : 11 Dec 2018 5:38 pm
Operator : SHANICAO
Sample : IC5121-7 Inst : MSVOA5
Misc : MS42084,VC5121,,,,,
ALS Vial : 11 Sample Multiplier: 1

Quant Time: Dec 12 08:01:56 2018
Quant Method : C:\msdchem\2\METHODS\RTXVMS121118.M
Quant Title : SW-846 Method 5035A/8260B
QLast Update : Wed Dec 12 07:46:56 2018
Response via : Initial Calibration

	Compound	R.T.	QIon	Response	Conc	Units		Dev(Min)
92)	1,2,4-Trimethylbenzene	14.786	105	1024750	63.79	ug/L		98
93)	Pentachloroethane	14.792	167	167805	74.78	ug/L		92
94)	sec-Butylbenzene	14.865	105	1153116	58.38	ug/L		99
95)	4-Isopropyltoluene	14.950	119	1009014	62.30	ug/L		98
96)	1,3-Dichlorobenzene	15.054	146	525522	64.74	ug/L		97
97)	1,4-Dichlorobenzene	15.115	146	542984	68.10	ug/L		97
98)	n-Butylbenzene	15.236	92	550975	68.28	ug/L		99
99)	Benzyl Chloride	15.267	126	160180	162.52	ug/L	#	92
100)	1,2-Dichlorobenzene	15.407	146	522638	80.29	ug/L		99
101)	1,2-Dibromo-3-Chloropr...	15.936	75	106950	277.14	ug/L		94
102)	Hexachlorobutadiene	16.337	225	113626	74.90	ug/L		94
103)	1,2,4-Trichlorobenzene	16.392	180	324425	105.49	ug/L		95
104)	Naphthalene	16.635	128	1091866	242.02	ug/L		97
105)	1,2,3-Trichlorobenzene	16.775	180	306361	150.41	ug/L		99
107)	Ethanol	5.521	45	131420m	985.45	ug/L		
108)	Acrolein	5.898	56	381852	276.37	ug/L		100
109)	Tert Butyl Alcohol	7.096	59	813524	661.01	ug/L		95
110)	Isobutyl alcohol	10.412	43	644541m	1373.59	ug/L		
111)	Tert Amyl Alcohol	10.491	59	621790	671.22	ug/L		94
112)	1,4-Dioxane	11.604	88	105963	1355.98	ug/L		88
113)	3,3-dimethyl-1-butanol	13.192	57	3176071	3132.44	ug/L		94

(#) = qualifier out of range (m) = manual integration (+) = signals summed

Quantitation Report (QT Reviewed)

Data Path : C:\msdchem\2\DATA\121118\
Data File : C0129095.D
Acq On : 11 Dec 2018 5:38 pm
Operator : SHANICAO
Sample : IC5121-7 Inst : MSVOA5
Misc : MS42084,VC5121,,,,,
ALS Vial : 11 Sample Multiplier: 1

Quant Time: Dec 12 08:01:56 2018
Quant Method : C:\msdchem\2\METHODS\RTXVMS121118.M
Quant Title : SW-846 Method 5035A/8260B
QLast Update : Wed Dec 12 07:46:56 2018
Response via : Initial Calibration

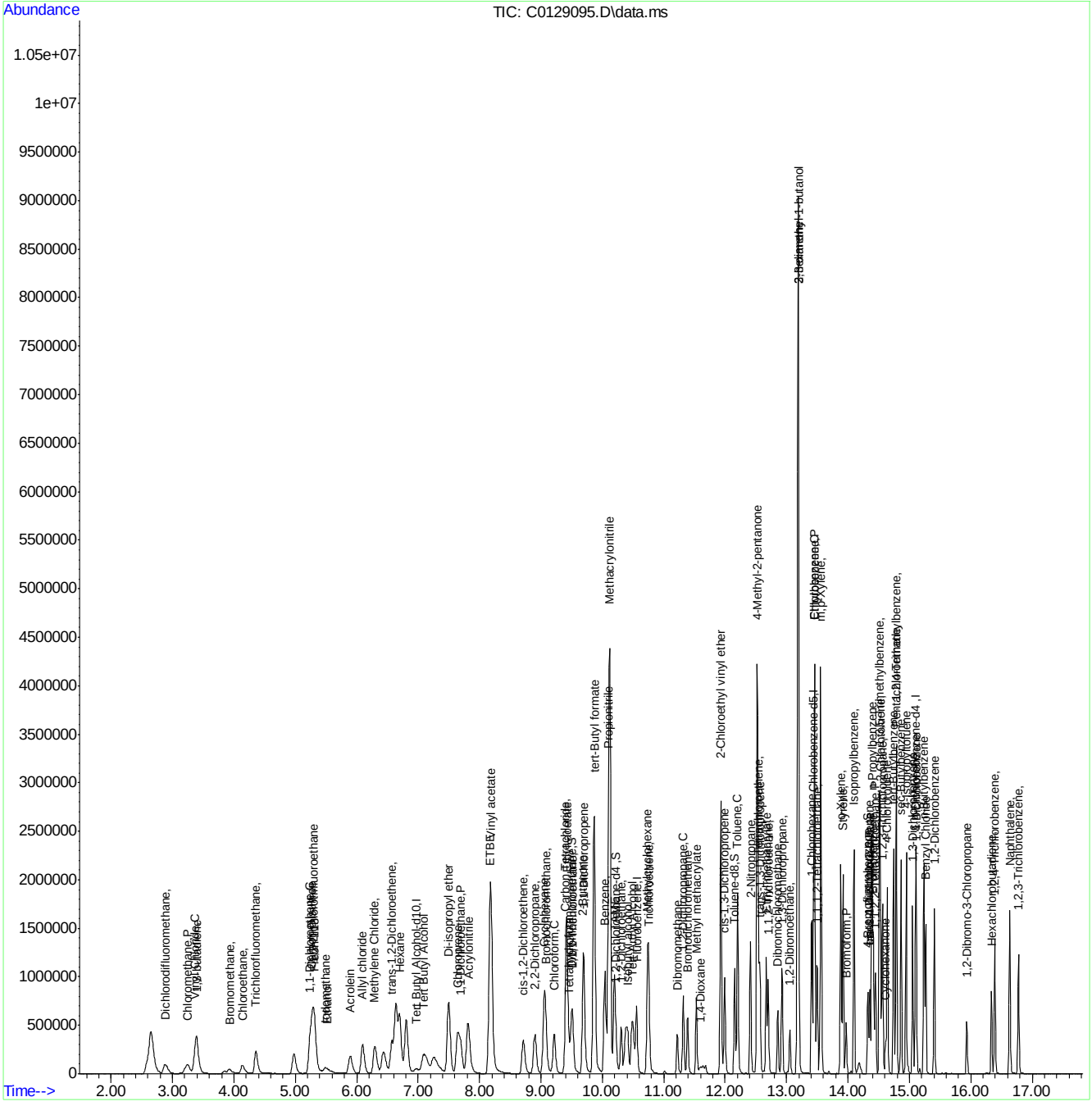

Manual Integration Approval Summary

Sample Number: VC5121-IC5121
Lab FileID: C0129095.D
Injection Time: 12/11/18 17:38

Method: SW846 8260B
Analyst approved: 12/12/18 10:24 Shanica O'Connor
Supervisor approved: 12/12/18 17:18 Juan Garcia

Parameter	CAS	Sig#	R.T. (min.)	Reason
Ethyl Alcohol	64-17-5		5.52	Poor instrument integration
Isobutyl Alcohol	78-83-1		10.41	Missed peak

Quantitation Report (Qedit)

Data Path : C:\msdchem\2\DATA\121118\
Data File : C0129095.D
Acq On : 11 Dec 2018 5:38 pm
Operator : SHANICAO
Sample : IC5121-7 Inst : MSVOA5
Misc : MS42084,VC5121,,,,,
ALS Vial : 11 Sample Multiplier: 1

Quant Time: Dec 12 07:47:40 2018
Quant Method : C:\msdchem\2\METHODS\RTXVMS121118.M
Quant Title : SW-846 Method 5035A/8260B
QLast Update : Wed Dec 12 07:46:56 2018
Response via : Initial Calibration

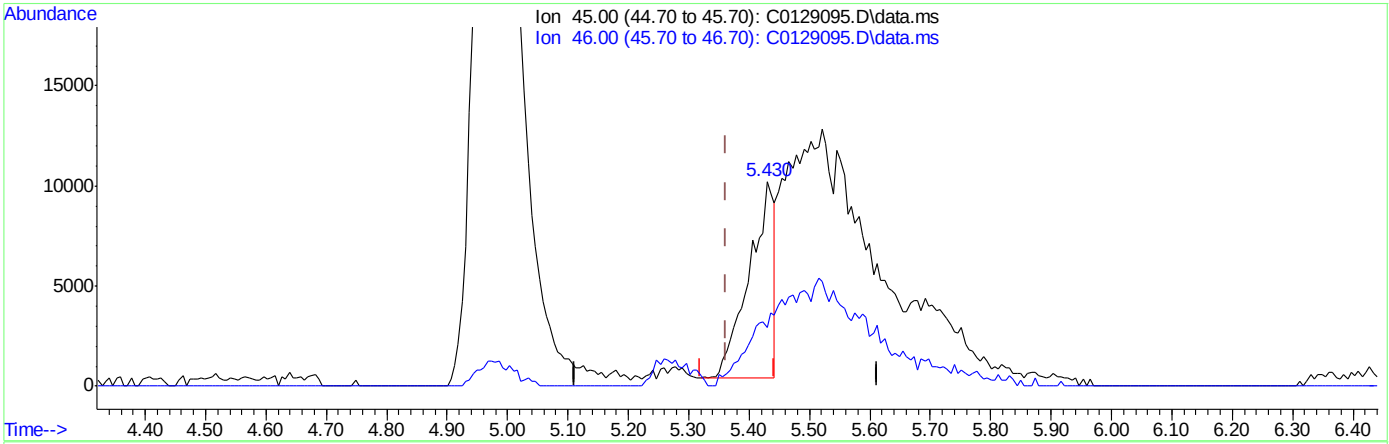

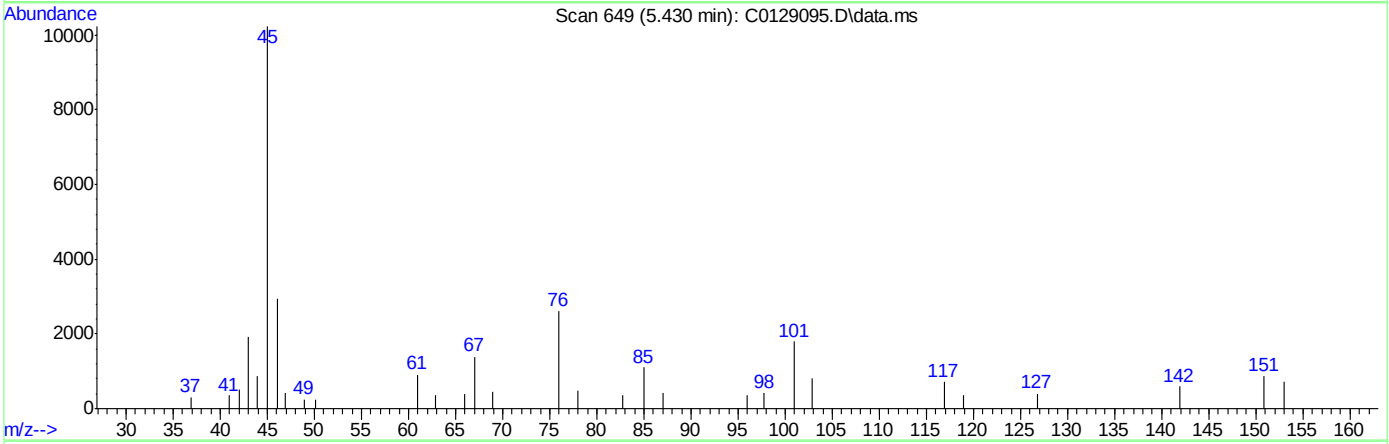

TIC: C0129095.D\data.ms

(107) Ethanol

5.430min (+0.067) 212.55ug/L

response 28346

Ion	Exp%	Act%
45.00	100	100
46.00	34.80	24.84
0.00	0.00	0.00
0.00	0.00	0.00

Quantitation Report (Qedit)

Data Path : C:\msdchem\2\DATA\121118\
Data File : C0129095.D
Acq On : 11 Dec 2018 5:38 pm
Operator : SHANICAO
Sample : IC5121-7 Inst : MSVOA5
Misc : MS42084,VC5121,,,,,
ALS Vial : 11 Sample Multiplier: 1

Quant Time: Dec 12 07:47:40 2018
Quant Method : C:\msdchem\2\METHODS\RTXVMS121118.M
Quant Title : SW-846 Method 5035A/8260B
QLast Update : Wed Dec 12 07:46:56 2018
Response via : Initial Calibration

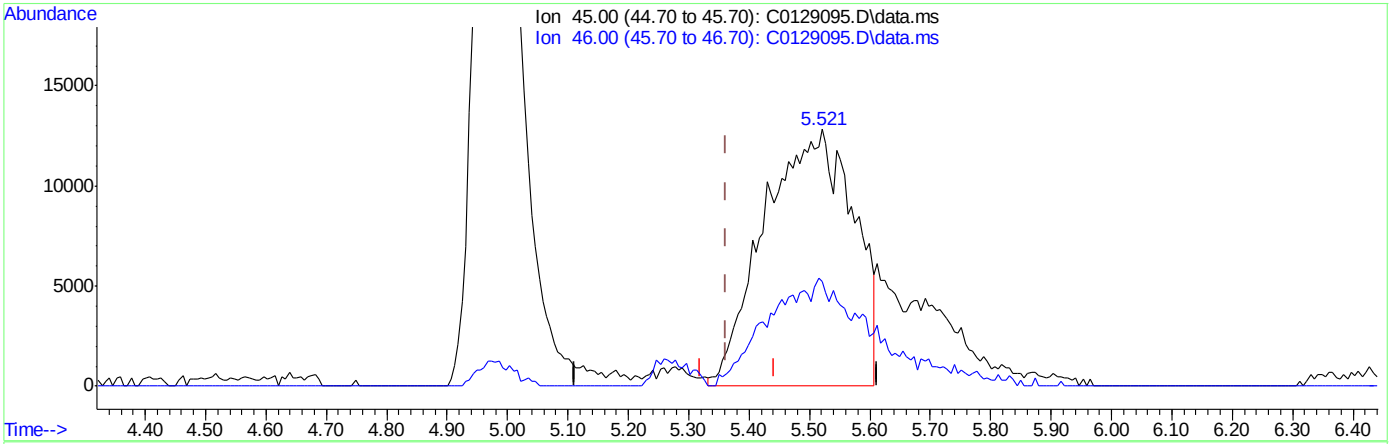

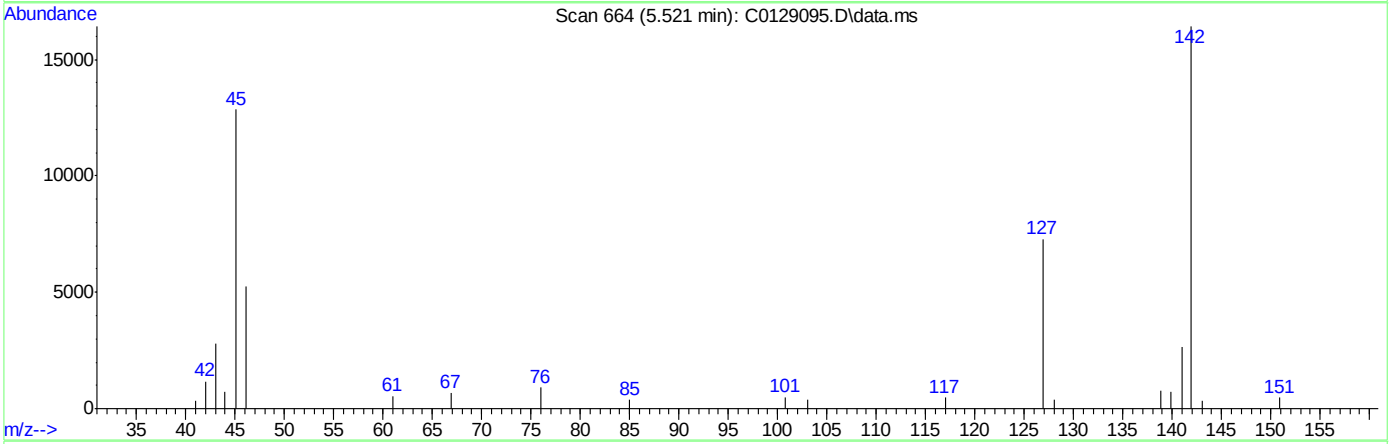

TIC: C0129095.D\data.ms

(107) Ethanol

5.521min (+0.158) 985.45ug/L m

response 131420

Ion	Exp%	Act%
45.00	100	100
46.00	34.80	40.88
0.00	0.00	0.00
0.00	0.00	0.00

Quantitation Report (Qedit)

Data Path : C:\msdchem\2\DATA\121118\
Data File : C0129095.D
Acq On : 11 Dec 2018 5:38 pm
Operator : SHANICAO
Sample : IC5121-7 Inst : MSVOA5
Misc : MS42084,VC5121,,,,,
ALS Vial : 11 Sample Multiplier: 1

Quant Time: Dec 12 07:47:40 2018
Quant Method : C:\msdchem\2\METHODS\RTXVMS121118.M
Quant Title : SW-846 Method 5035A/8260B
QLast Update : Wed Dec 12 07:46:56 2018
Response via : Initial Calibration

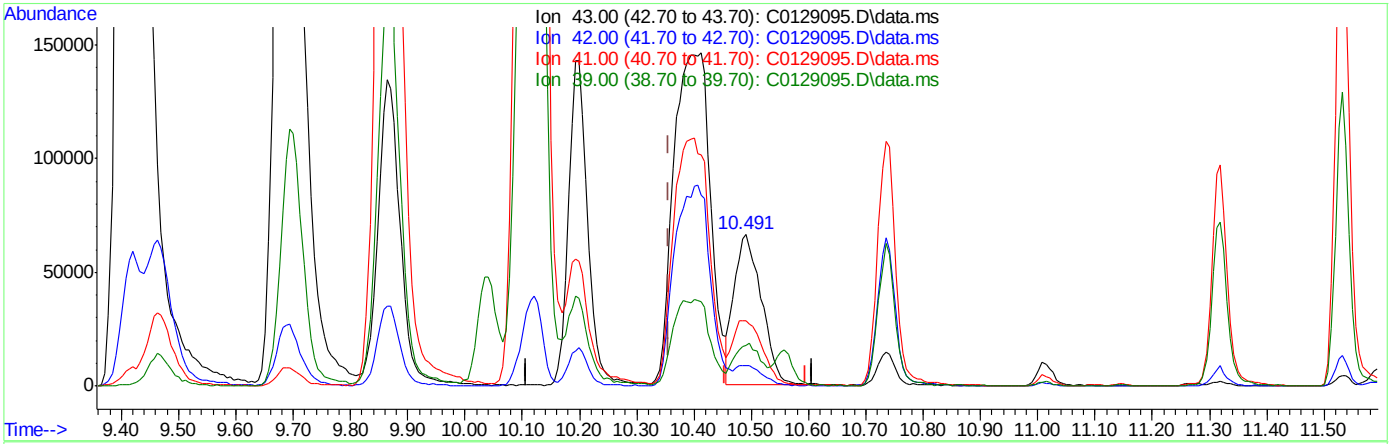

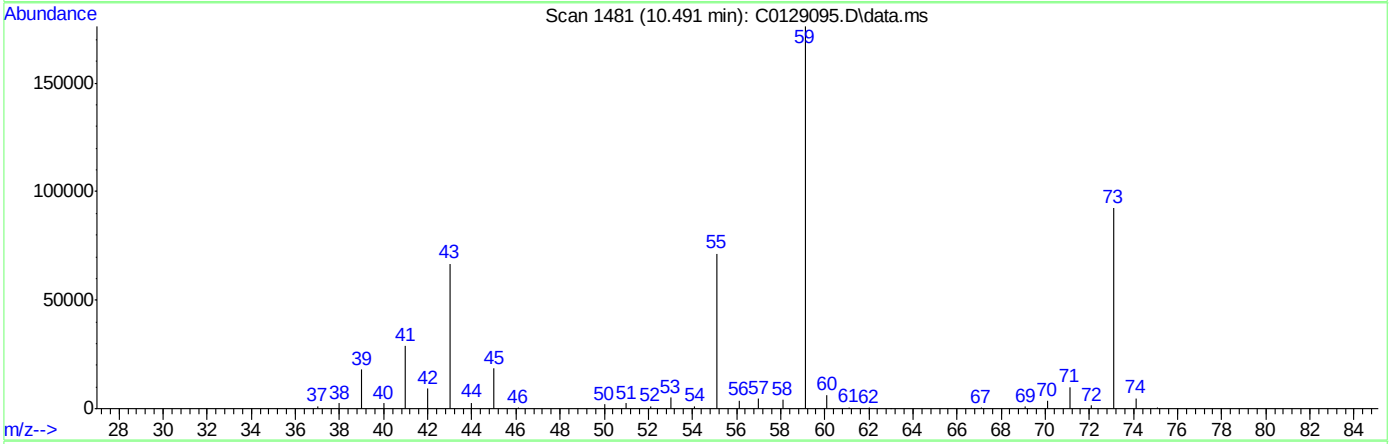

TIC: C0129095.D\data.ms

(110) Isobutyl alcohol

10.491min (+0.134) 461.34ug/L

response 220291

Ion	Exp%	Act%
43.00	100	100
42.00	58.80	13.74
41.00	66.30	43.07
39.00	20.70	25.06

Quantitation Report (Qedit)

Data Path : C:\msdchem\2\DATA\121118\
Data File : C0129095.D
Acq On : 11 Dec 2018 5:38 pm
Operator : SHANICAO
Sample : IC5121-7 Inst : MSVOA5
Misc : MS42084,VC5121,,,,,
ALS Vial : 11 Sample Multiplier: 1

Quant Time: Dec 12 07:47:40 2018
Quant Method : C:\msdchem\2\METHODS\RTXVMS121118.M
Quant Title : SW-846 Method 5035A/8260B
QLast Update : Wed Dec 12 07:46:56 2018
Response via : Initial Calibration

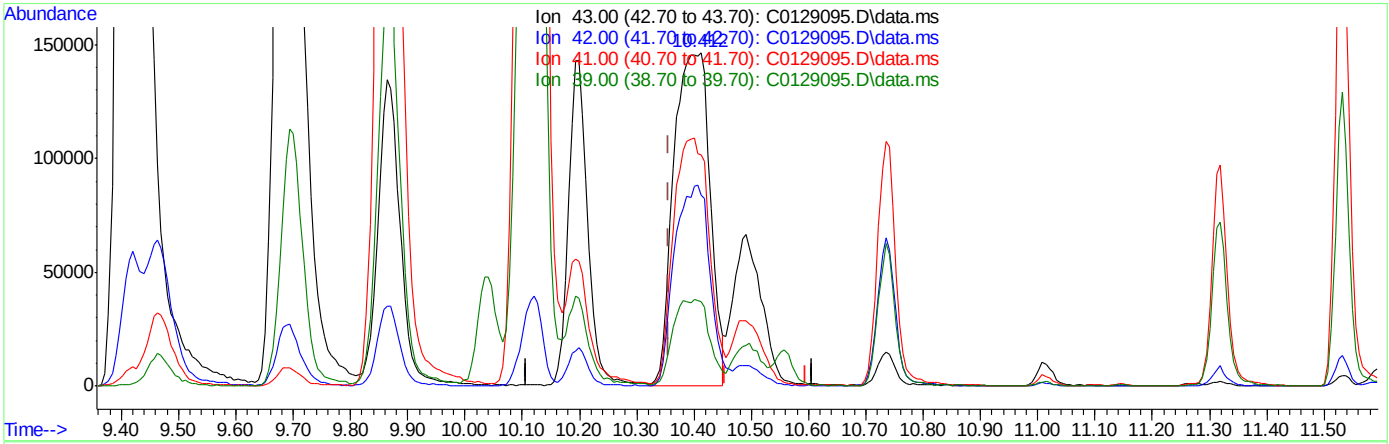

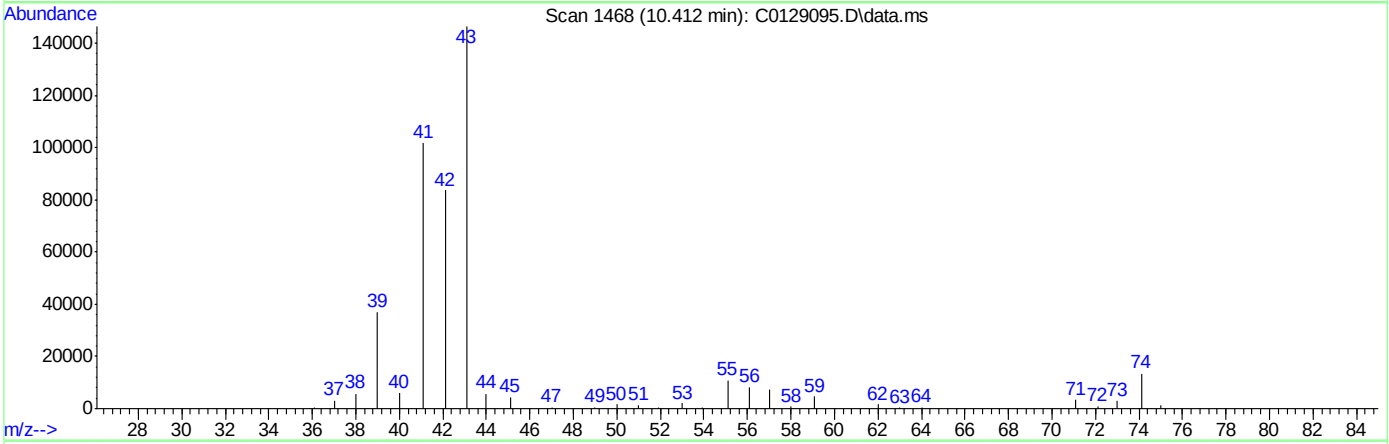

TIC: C0129095.D\data.ms

(110) Isobutyl alcohol

10.412min (+0.055) 1373.59ug/L m

response 644541

Ion	Exp%	Act%
43.00	100	100
42.00	58.80	57.16
41.00	66.30	69.49
39.00	20.70	25.28

Manual Integrations APPROVED (compounds with "m" flag)
Juan Garcia 12/12/18 17:18

Quantitation Report (QT Reviewed)

Data Path : C:\msdchem\2\DATA\121118\
Data File : C0129097.D
Acq On : 11 Dec 2018 6:31 pm
Operator : SHANICAO
Sample : ICV5121-5 Inst : MSVOA5
Misc : MS42084,VC5121,,,,,
ALS Vial : 13 Sample Multiplier: 1

Quant Time: Dec 12 10:53:15 2018
Quant Method : C:\msdchem\2\METHODS\RTXVMS121118.M
Quant Title : SW-846 Method 5035A/8260B
QLast Update : Wed Dec 12 08:14:44 2018
Response via : Initial Calibration

Compound	R.T.	QIon	Response	Conc	Units	Dev(Min)
Internal Standards						
1) Fluorobenzene	10.558	96	667571	50.00	ug/L	0.00
56) Chlorobenzene-d5	13.442	117	465820	50.00	ug/L	0.00
78) 1,4-Dichlorobenzene-d4	15.102	152	233820	50.00	ug/L	0.00
106) Tert Butyl Alcohol-d10	6.920	65	175533	250.00	ug/L	0.02
System Monitoring Compounds						
36) Dibromofluoromethane	9.499	113	160540	50.19	ug/L	0.00
Spiked Amount 50.000	Range 83 - 118		Recovery = 100.38%			
46) 1,2-Dichloroethane-d4	10.223	65	211493	50.21	ug/L	0.00
Spiked Amount 50.000	Range 79 - 125		Recovery = 100.42%			
57) Toluene-d8	12.158	98	660660	49.43	ug/L	0.00
Spiked Amount 50.000	Range 85 - 112		Recovery = 98.86%			
79) 4-Bromofluorobenzene	14.324	174	179054	49.19	ug/L	0.00
Spiked Amount 50.000	Range 83 - 118		Recovery = 98.38%			
Target Compounds						Qvalue
2) Dichlorodifluoromethane	2.881	85	107214	33.37	ug/L	92
3) Chloromethane	3.233	50	120963	39.09	ug/L	94
4) 1,3-butadiene	3.392	39	160656	47.66	ug/L	98
5) Vinyl Chloride	3.367	62	144531	38.91	ug/L	90
6) Bromomethane	3.921	94	40552m	46.39	ug/L	
7) Chloroethane	4.140	64	72455	38.16	ug/L	96
8) Trichlorofluoromethane	4.353	101	149808	33.00	ug/L	97
9) Ethyl Ether	4.973	59	118892	39.20	ug/L	93
10) 1,2-Dichlorotrifluoroe...	5.296	67	144602	44.72	ug/L	94
11) 1,1-Dichloroethene	5.259	61	202545	43.98	ug/L	94
12) Freon 113	5.338	101	100466	38.82	ug/L	92
13) Carbon Disulfide	5.290	76	316995	40.38	ug/L	99
14) Iodomethane	5.509	142	49711m	33.80	ug/L	
15) Allyl chloride	6.099	41	229359	43.46	ug/L	95
16) Methylene Chloride	6.300	49	212466	43.27	ug/L	95
17) Acetone	6.421	43	338804	210.26	ug/L	96
18) Methyl acetate	6.628	43	914331	221.46	ug/L	100
19) trans-1,2-Dichloroethene	6.585	61	186558	41.52	ug/L	97
20) Hexane	6.713	56	89983	28.18	ug/L #	85
21) Methyl Tert Butyl Ether	6.792	73	394546	38.53	ug/L	96
22) Acetonitrile	7.242	41	265179	382.65	ug/L	94
23) Di-isopropyl ether	7.492	45	490405	37.68	ug/L	99
24) Chloroprene	7.650	53	216569	41.29	ug/L	97
25) 1,1-Dichloroethane	7.693	63	245424	43.67	ug/L	98
26) Acrylonitrile	7.802	52	303964	197.72	ug/L	98
27) ETBE	8.161	59	442856	36.27	ug/L	99
28) Vinyl acetate	8.179	43	1657929	174.87	ug/L	99
29) cis-1,2-Dichloroethene	8.715	96	125333	42.67	ug/L	98
30) 2,2-Dichloropropane	8.909	77	203146	40.75	ug/L	98
31) Bromochloromethane	9.080	128	52344	39.16	ug/L	93
32) Cyclohexane	9.061	56	239458	38.80	ug/L	95
33) Chloroform	9.220	83	211492	39.76	ug/L	94
34) Ethyl acetate	9.414	43	1051952	203.61	ug/L	100

Quantitation Report (QT Reviewed)

Data Path : C:\msdchem\2\DATA\121118\
Data File : C0129097.D
Acq On : 11 Dec 2018 6:31 pm
Operator : SHANICAO
Sample : ICV5121-5 Inst : MSVOA5
Misc : MS42084,VC5121,,,,,
ALS Vial : 13 Sample Multiplier: 1

Quant Time: Dec 12 10:53:15 2018
Quant Method : C:\msdchem\2\METHODS\RTXVMS121118.M
Quant Title : SW-846 Method 5035A/8260B
QLast Update : Wed Dec 12 08:14:44 2018
Response via : Initial Calibration

	Compound	R.T.	QIon	Response	Conc	Units	Dev(Min)
35)	Tetrahydrofuran	9.457	42	84984	39.34	ug/L	90
37)	Carbon Tetrachloride	9.408	117	161072	39.58	ug/L	94
38)	1,1,1-Trichloroethane	9.518	97	195147	39.18	ug/L	98
39)	2-Butanone	9.682	43	558773	207.98	ug/L	99
40)	1,1-Dichloropropene	9.700	75	170823	39.87	ug/L	96
41)	tert-Butyl formate	9.864	59	777854	382.63	ug/L	97
42)	Propionitrile	10.090	54	328225	412.09	ug/L	82
43)	Methacrylonitrile	10.108	41	1218628	396.84	ug/L	99
44)	Benzene	10.041	78	495674	41.21	ug/L	98
45)	TAME	10.193	73	374614	35.94	ug/L	99
47)	1,2-Dichloroethane	10.309	62	191737	40.34	ug/L	97
48)	Trichloroethene	10.759	95	124084	39.86	ug/L	97
49)	Methylcyclohexane	10.741	83	195607	36.97	ug/L	96
50)	Dibromomethane	11.221	93	78019	38.71	ug/L	92
51)	1,2-Dichloropropane	11.318	63	139404	39.09	ug/L	97
52)	Bromodichloromethane	11.385	83	167524	38.92	ug/L	98
53)	Methyl methacrylate	11.531	41	185193	40.78	ug/L	98
54)	2-Chloroethyl vinyl ether	11.927	63	477692	180.17	ug/L	99
55)	cis-1,3-Dichloropropene	11.994	75	216912	40.16	ug/L	99
58)	Toluene	12.201	91	514584	41.38	ug/L	96
59)	2-Nitropropane	12.407	41	308502	194.15	ug/L	99
60)	4-Methyl-2-pentanone	12.517	43	1105114	205.57	ug/L	100
61)	trans-1,3-Dichloropropene	12.566	75	210957	42.84	ug/L	81
62)	Tetrachloroethene	12.541	166	123509	41.48	ug/L	97
63)	Ethyl methacrylate	12.669	69	198735	40.30	ug/L	99
64)	1,1,2-Trichloroethane	12.699	83	97581	41.00	ug/L	98
65)	Dibromochloromethane	12.858	129	127713	42.48	ug/L	97
66)	1,3-Dichloropropane	12.925	76	206591	39.53	ug/L	99
67)	1,2-Dibromoethane	13.052	107	121505	41.69	ug/L	100
68)	2-hexanone	13.186	43	1085006	203.45	ug/L	89
69)	1-Chlorohexane	13.405	91	164316	39.13	ug/L	98
70)	Ethylbenzene	13.454	91	582173	40.41	ug/L	98
71)	Chlorobenzene	13.454	112	313911	40.61	ug/L	98
72)	1,1,1,2-Tetrachloroethane	13.496	131	120251	42.59	ug/L	98
73)	m,p-Xylene	13.557	91	918258	82.79	ug/L	99
74)	o-Xylene	13.880	91	467027	40.87	ug/L	100
75)	Styrene	13.922	104	362300	41.45	ug/L	99
76)	Bromoform	13.971	173	94404	42.59	ug/L	99
77)	Isopropylbenzene	14.099	105	545585	42.11	ug/L	98
80)	cis-1,4-Dichloro-2-butene	14.354	53	74563	40.46	ug/L	93
81)	n-Propylbenzene	14.391	91	657928	40.27	ug/L	98
82)	Bromobenzene	14.415	156	133047	41.64	ug/L	99
83)	1,1,2,2-Tetrachloroethane	14.445	83	179948	42.64	ug/L	94
84)	1,3,5-Trimethylbenzene	14.512	105	444323	40.61	ug/L	98
85)	2-Chlorotoluene	14.525	91	438549	40.63	ug/L	98
86)	trans-1,4-Dichloro-2-B...	14.354	53	74563	40.46	ug/L	87
87)	1,2,3-Trichloropropane	14.561	110	50169	38.08	ug/L	94
88)	Cyclohexanone	14.610	55	73095	321.06	ug/L	97
89)	4-Chlorotoluene	14.640	91	388303	39.05	ug/L	98
90)	tert-Butylbenzene	14.744	91	257210	38.74	ug/L	98

Quantitation Report (QT Reviewed)

Data Path : C:\msdchem\2\DATA\121118\
Data File : C0129097.D
Acq On : 11 Dec 2018 6:31 pm
Operator : SHANICAO
Sample : ICV5121-5 Inst : MSVOA5
Misc : MS42084,VC5121,,,,,
ALS Vial : 13 Sample Multiplier: 1

Quant Time: Dec 12 10:53:15 2018
Quant Method : C:\msdchem\2\METHODS\RTXVMS121118.M
Quant Title : SW-846 Method 5035A/8260B
QLast Update : Wed Dec 12 08:14:44 2018
Response via : Initial Calibration

	Compound	R.T.	QIon	Response	Conc	Units	Dev(Min)
92)	1,2,4-Trimethylbenzene	14.786	105	436153	38.84	ug/L	98
93)	Pentachloroethane	14.792	167	75710	41.26	ug/L	95
94)	sec-Butylbenzene	14.865	105	525850	40.75	ug/L	99
95)	4-Isopropyltoluene	14.944	119	440831	40.57	ug/L	100
96)	1,3-Dichlorobenzene	15.054	146	248158	41.76	ug/L	99
97)	1,4-Dichlorobenzene	15.115	146	248531	40.39	ug/L	96
98)	n-Butylbenzene	15.236	92	246920	41.38	ug/L	99
99)	Benzyl Chloride	15.267	126	65988	37.31	ug/L	99
100)	1,2-Dichlorobenzene	15.407	146	237318	41.57	ug/L	97
101)	1,2-Dibromo-3-Chloropr...	15.936	75	47397	40.59	ug/L	96
102)	Hexachlorobutadiene	16.337	225	49887	40.38	ug/L	97
103)	1,2,4-Trichlorobenzene	16.392	180	146566	40.24	ug/L	96
104)	Naphthalene	16.636	128	507468	41.81	ug/L	98
105)	1,2,3-Trichlorobenzene	16.775	180	142320	41.18	ug/L	98
107)	Ethanol	5.369	45	65396m	820.45	ug/L	
108)	Acrolein	5.886	56	145349	174.14	ug/L	100
109)	Tert Butyl Alcohol	7.048	59	342166	392.70	ug/L	97
110)	Isobutyl alcohol	10.363	43	290029	819.52	ug/L	88
111)	Tert Amyl Alcohol	10.467	59	271000	407.13	ug/L	98
112)	1,4-Dioxane	11.592	88	47982	768.13	ug/L	98
113)	3,3-dimethyl-1-butanol	13.174	57	1501668	1991.61	ug/L	100

(#) = qualifier out of range (m) = manual integration (+) = signals summed

Quantitation Report (QT Reviewed)

Data Path : C:\msdchem\2\DATA\121118\
Data File : C0129097.D
Acq On : 11 Dec 2018 6:31 pm
Operator : SHANICAO
Sample : ICV5121-5 Inst : MSVOA5
Misc : MS42084,VC5121,,,,,
ALS Vial : 13 Sample Multiplier: 1

Quant Time: Dec 12 10:53:15 2018
Quant Method : C:\msdchem\2\METHODS\RTXVMS121118.M
Quant Title : SW-846 Method 5035A/8260B
QLast Update : Wed Dec 12 08:14:44 2018
Response via : Initial Calibration

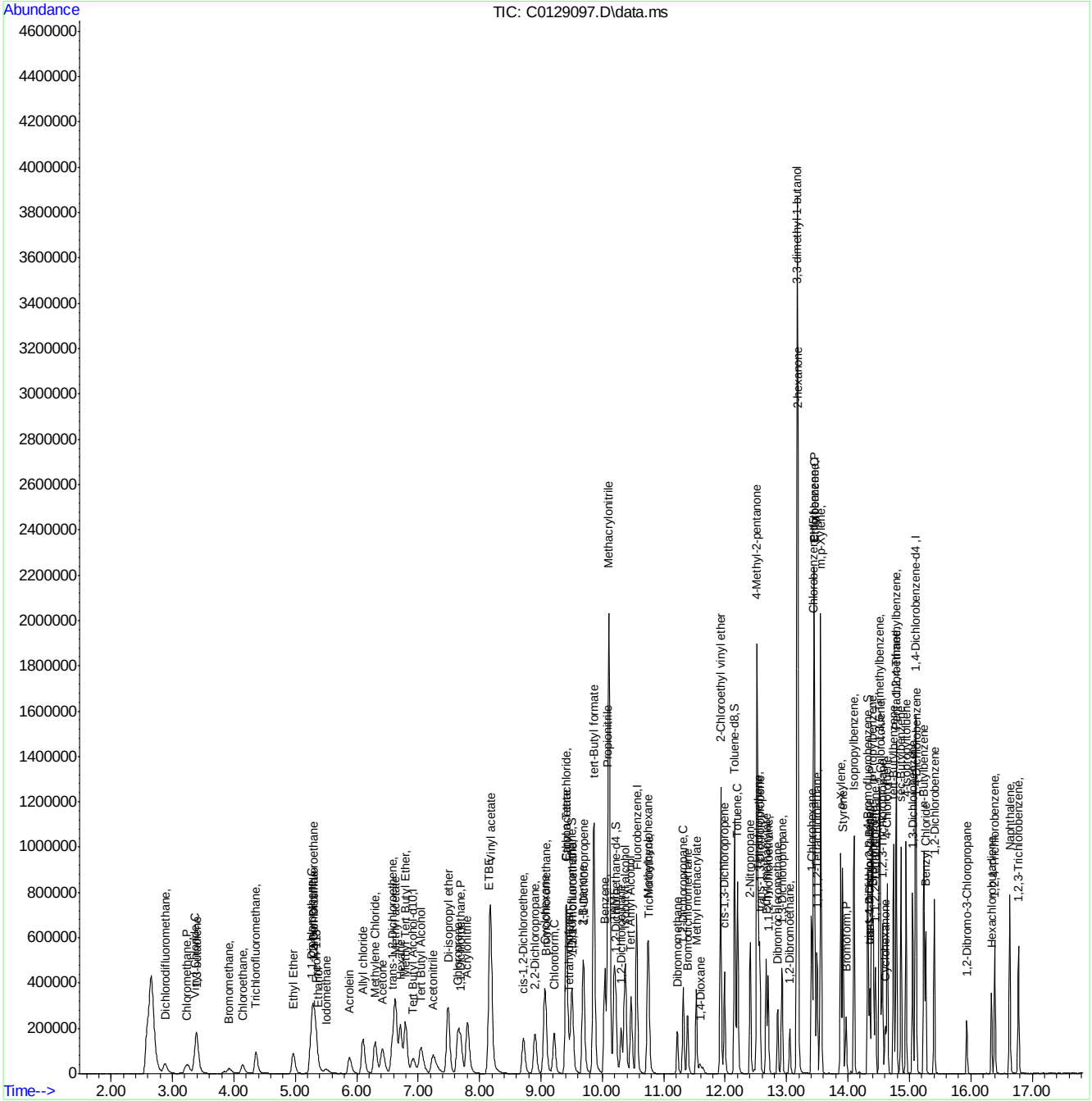

Manual Integration Approval Summary

Sample Number: VC5121-ICV5121 **Method:** SW846 8260B
Lab FileID: C0129097.D **Analyst approved:** 12/12/18 10:57 Shanica O'Connor
Injection Time: 12/11/18 18:31 **Supervisor approved:** 12/12/18 17:18 Juan Garcia

Parameter	CAS	Sig#	R.T. (min.)	Reason
Methyl Bromide	74-83-9		3.92	Split peak
Ethyl Alcohol	64-17-5		5.37	Poor instrument integration
Methyl Iodide	74-88-4		5.51	Poor instrument integration

Quantitation Report (Qedit)

Data Path : C:\msdchem\2\DATA\121118\
Data File : C0129097.D
Acq On : 11 Dec 2018 6:31 pm
Operator : SHANICAO
Sample : ICV5121-5 Inst : MSVOA5
Misc : MS42084,VC5121,,,,,
ALS Vial : 13 Sample Multiplier: 1

Quant Time: Dec 12 08:14:57 2018
Quant Method : C:\msdchem\2\METHODS\RTXVMS121118.M
Quant Title : SW-846 Method 5035A/8260B
QLast Update : Wed Dec 12 08:14:44 2018
Response via : Initial Calibration

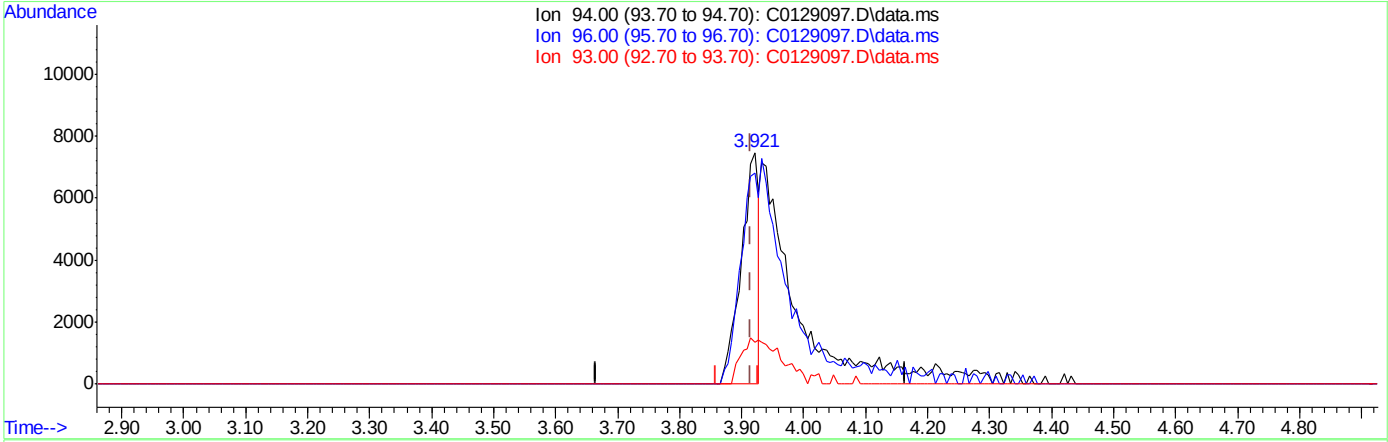

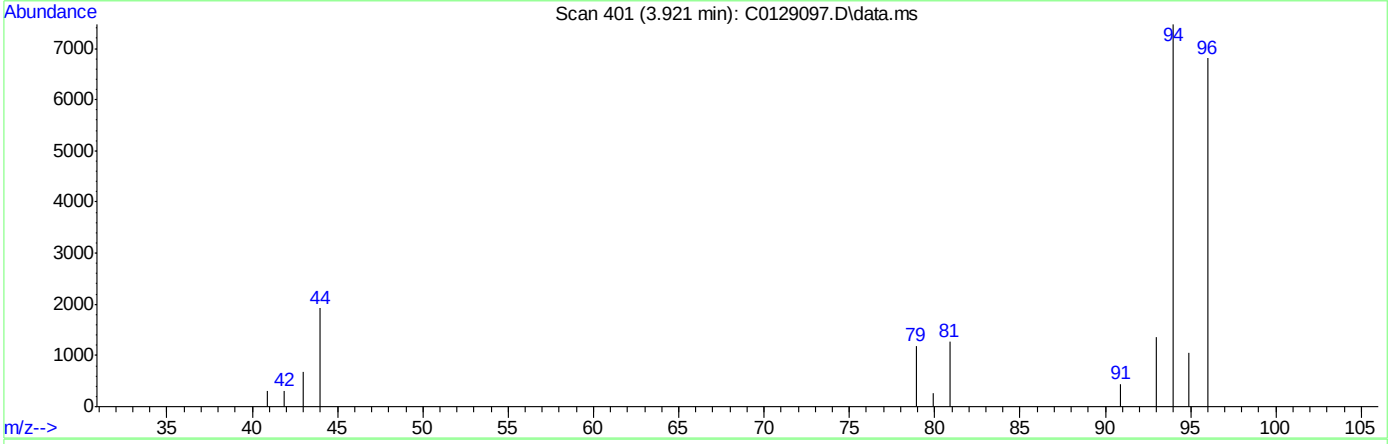

TIC: C0129097.D\data.ms

(6) Bromomethane ( )

3.921min (+0.006) 16.68ug/L

response 14579

Ion	Exp%	Act%
94.00	100	100
96.00	90.10	91.09
93.00	23.10	18.16
0.00	0.00	0.00

Quantitation Report (Qedit)

Data Path : C:\msdchem\2\DATA\121118\
Data File : C0129097.D
Acq On : 11 Dec 2018 6:31 pm
Operator : SHANICAO
Sample : ICV5121-5 Inst : MSVOA5
Misc : MS42084,VC5121,,,,,
ALS Vial : 13 Sample Multiplier: 1

Quant Time: Dec 12 08:14:57 2018
Quant Method : C:\msdchem\2\METHODS\RTXVMS121118.M
Quant Title : SW-846 Method 5035A/8260B
QLast Update : Wed Dec 12 08:14:44 2018
Response via : Initial Calibration

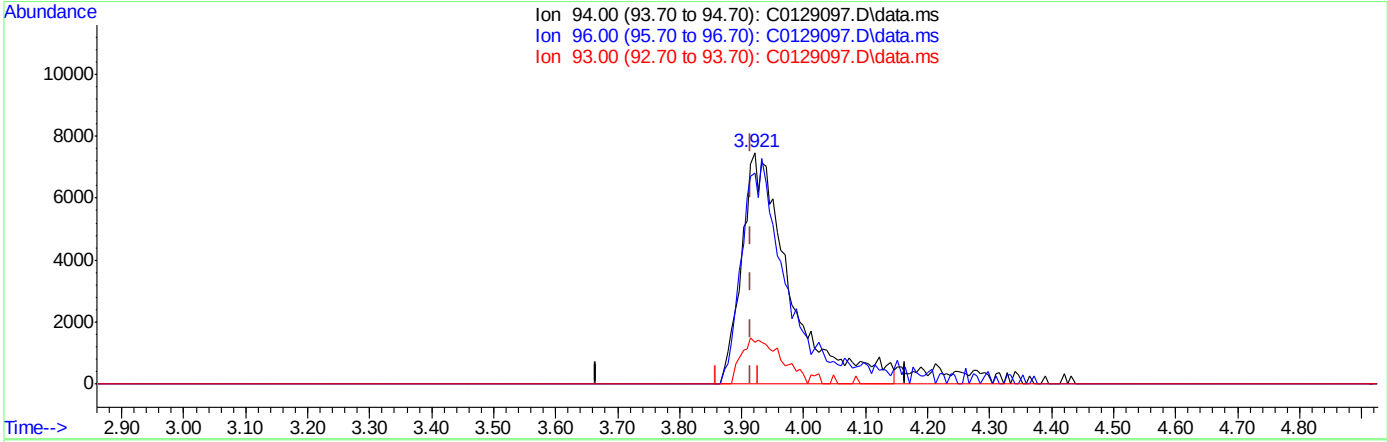

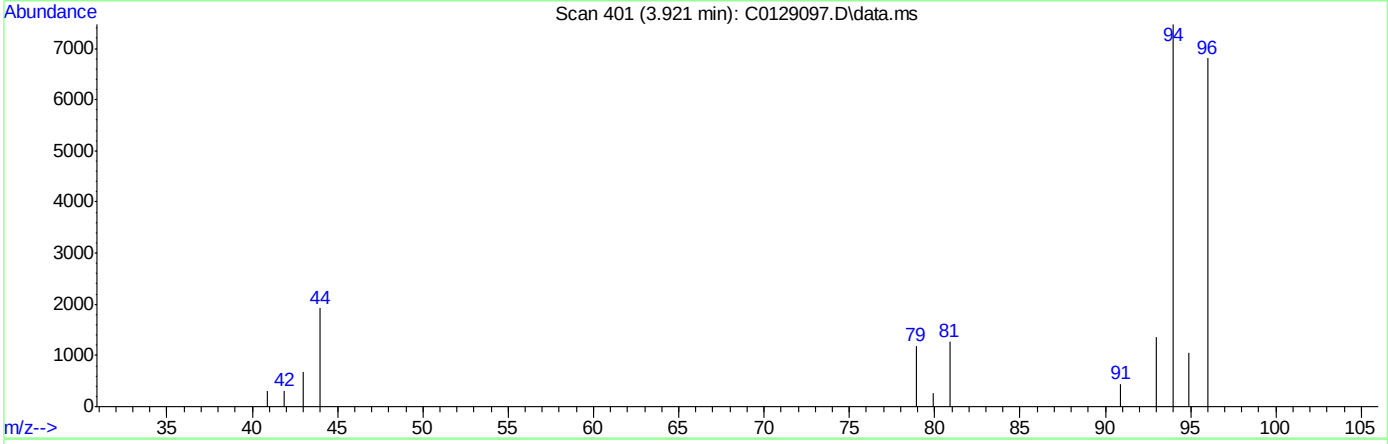

TIC: C0129097.D\data.ms

(6) Bromomethane ( )

3.921min (+0.006) 46.39ug/L m

response 40552

Ion	Exp%	Act%
94.00	100	100
96.00	90.10	91.09
93.00	23.10	18.16
0.00	0.00	0.00

Quantitation Report (Qedit)

Data Path : C:\msdchem\2\DATA\121118\
Data File : C0129097.D
Acq On : 11 Dec 2018 6:31 pm
Operator : SHANICAO
Sample : ICV5121-5 Inst : MSVOA5
Misc : MS42084,VC5121,,,,,
ALS Vial : 13 Sample Multiplier: 1

Quant Time: Dec 12 08:14:57 2018
Quant Method : C:\msdchem\2\METHODS\RTXVMS121118.M
Quant Title : SW-846 Method 5035A/8260B
QLast Update : Wed Dec 12 08:14:44 2018
Response via : Initial Calibration

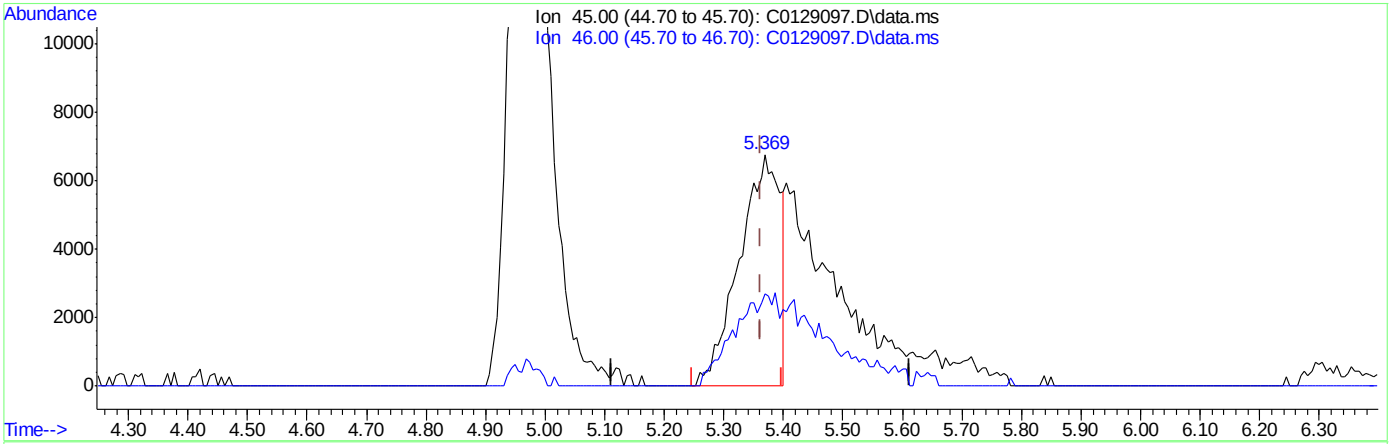

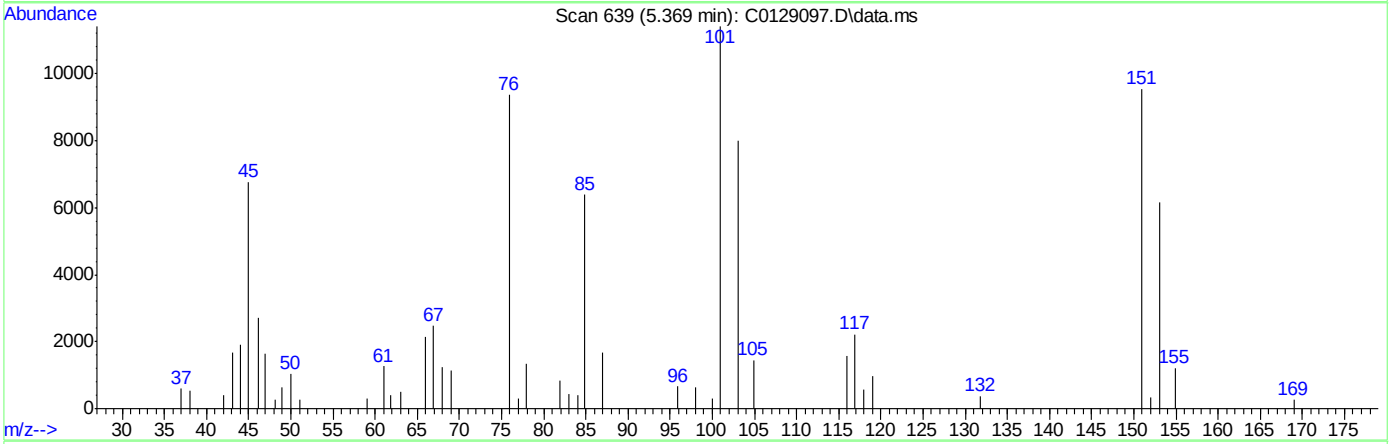

TIC: C0129097.D\data.ms

(107) Ethanol

5.369min (+0.006) 404.53ug/L

response 32244

Ion	Exp%	Act%
45.00	100	100
46.00	30.20	40.08
0.00	0.00	0.00
0.00	0.00	0.00

Quantitation Report (Qedit)

Data Path : C:\msdchem\2\DATA\121118\
Data File : C0129097.D
Acq On : 11 Dec 2018 6:31 pm
Operator : SHANICAO
Sample : ICV5121-5 Inst : MSVOA5
Misc : MS42084,VC5121,,,,,
ALS Vial : 13 Sample Multiplier: 1

Quant Time: Dec 12 08:14:57 2018
Quant Method : C:\msdchem\2\METHODS\RTXVMS121118.M
Quant Title : SW-846 Method 5035A/8260B
QLast Update : Wed Dec 12 08:14:44 2018
Response via : Initial Calibration

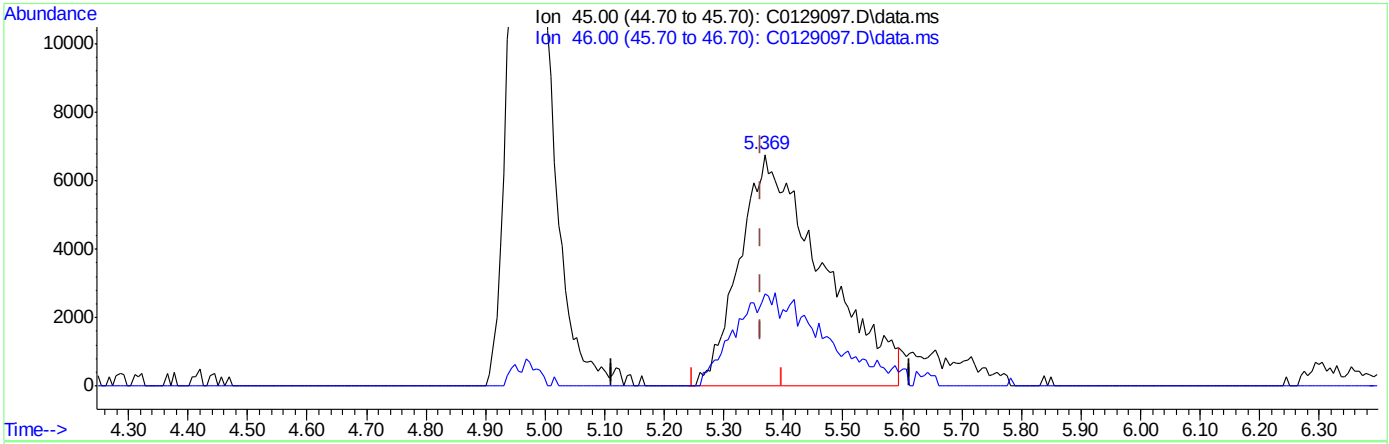

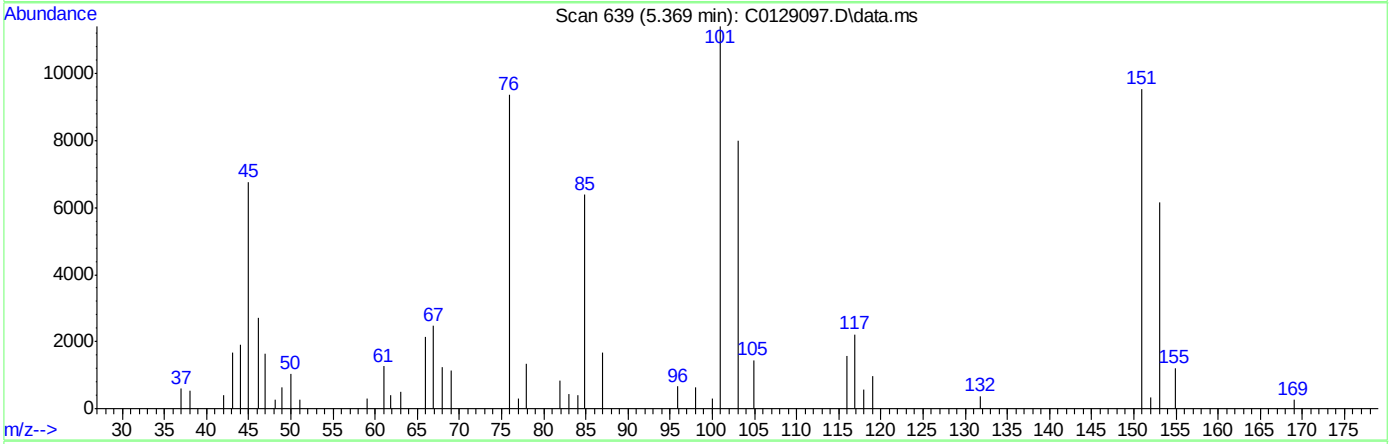

TIC: C0129097.D\data.ms

(107) Ethanol

5.369min (+0.006) 820.45ug/L m

response 65396

Ion	Exp%	Act%
45.00	100	100
46.00	30.20	40.08
0.00	0.00	0.00
0.00	0.00	0.00

Quantitation Report (Qedit)

Data Path : C:\msdchem\2\DATA\121118\
Data File : C0129097.D
Acq On : 11 Dec 2018 6:31 pm
Operator : SHANICAO
Sample : ICV5121-5 Inst : MSVOA5
Misc : MS42084,VC5121,,,,,
ALS Vial : 13 Sample Multiplier: 1

Quant Time: Dec 12 08:16:48 2018
Quant Method : C:\msdchem\2\METHODS\RTXVMS121118.M
Quant Title : SW-846 Method 5035A/8260B
QLast Update : Wed Dec 12 08:14:44 2018
Response via : Initial Calibration

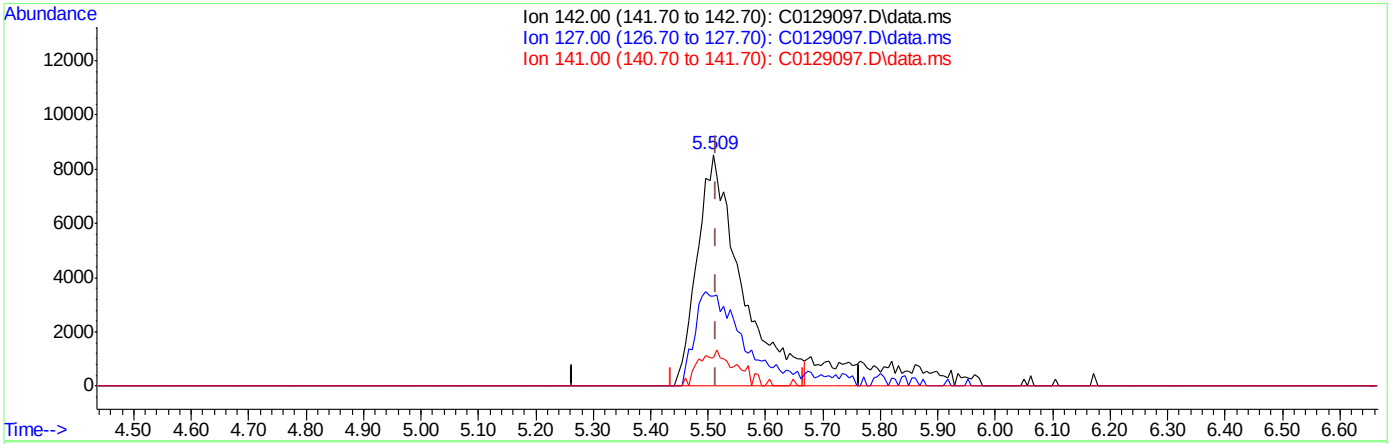

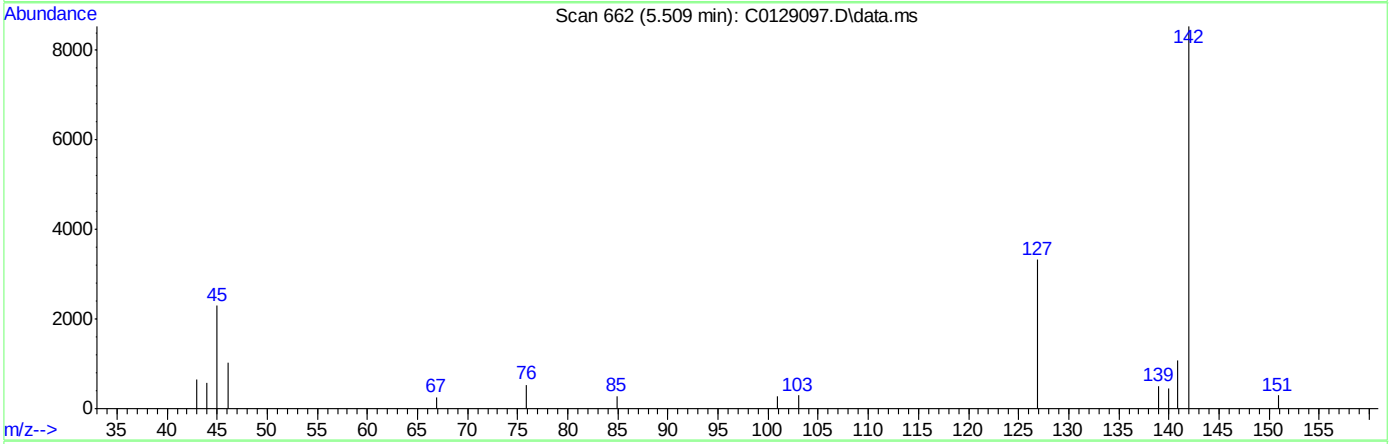

TIC: C0129097.D\data.ms

(14) Iodomethane

5.509min (-0.006) 30.88ug/L

response 45447

Ion	Exp%	Act%
142.00	100	100
127.00	46.00	38.98
141.00	13.60	12.48
0.00	0.00	0.00

Quantitation Report (Qedit)

Data Path : C:\msdchem\2\DATA\121118\
Data File : C0129097.D
Acq On : 11 Dec 2018 6:31 pm
Operator : SHANICAO
Sample : ICV5121-5 Inst : MSVOA5
Misc : MS42084,VC5121,,,,,
ALS Vial : 13 Sample Multiplier: 1

Quant Time: Dec 12 08:16:48 2018
Quant Method : C:\msdchem\2\METHODS\RTXVMS121118.M
Quant Title : SW-846 Method 5035A/8260B
QLast Update : Wed Dec 12 08:14:44 2018
Response via : Initial Calibration

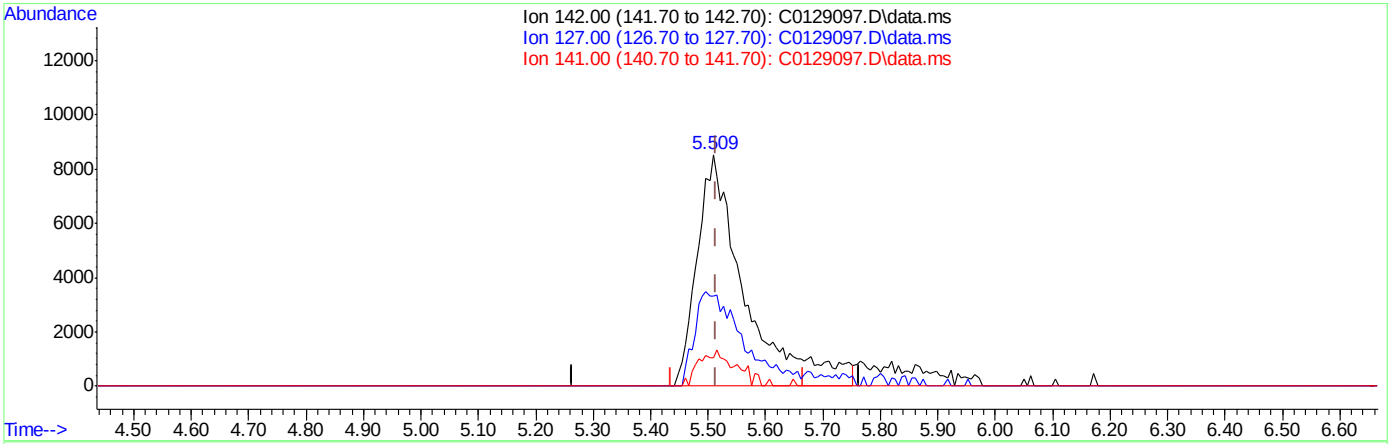

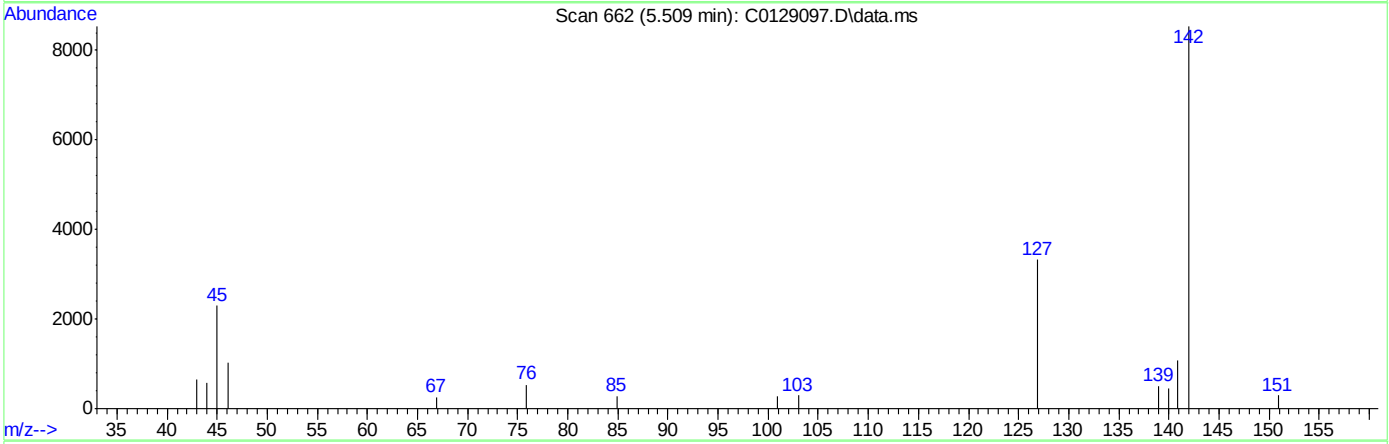

TIC: C0129097.D\data.ms

(14) Iodomethane

5.509min (-0.006) 33.80ug/L m

response 49711

Ion	Exp%	Act%
142.00	100	100
127.00	46.00	38.98
141.00	13.60	12.48
0.00	0.00	0.00

Manual Integrations APPROVED (compounds with "m" flag)
Melissa Mangual 12/18/18 11:46

Quantitation Report (QT Reviewed)

Data Path : C:\msdchem\2\DATA\121718\
Data File : C0129253.D
Acq On : 17 Dec 2018 9:58 am
Operator : SHANICAO
Sample : CC5121-5 Inst : MSVOA5
Misc : MS42136,VC5130,,,,,
ALS Vial : 3 Sample Multiplier: 1

Quant Time: Dec 17 10:19:26 2018
Quant Method : C:\msdchem\2\METHODS\RTXVMS121118.M
Quant Title : SW-846 Method 5035A/8260B
QLast Update : Wed Dec 12 08:14:44 2018
Response via : Initial Calibration

Compound	R.T.	QIon	Response	Conc	Units	Dev(Min)
Internal Standards						
1) Fluorobenzene	10.558	96	834404	50.00	ug/L	0.00
56) Chlorobenzene-d5	13.442	117	585302	50.00	ug/L	0.00
78) 1,4-Dichlorobenzene-d4	15.103	152	293981	50.00	ug/L	0.00
106) Tert Butyl Alcohol-d10	6.908	65	217053	250.00	ug/L	0.01
System Monitoring Compounds						
36) Dibromofluoromethane	9.493	113	194653	48.69	ug/L	0.00
Spiked Amount 50.000	Range 83 - 118		Recovery = 97.38%			
46) 1,2-Dichloroethane-d4	10.223	65	261740	49.71	ug/L	0.00
Spiked Amount 50.000	Range 79 - 125		Recovery = 99.42%			
57) Toluene-d8	12.158	98	831788	49.53	ug/L	0.00
Spiked Amount 50.000	Range 85 - 112		Recovery = 99.06%			
79) 4-Bromofluorobenzene	14.324	174	226288	49.45	ug/L	0.00
Spiked Amount 50.000	Range 83 - 118		Recovery = 98.90%			
Target Compounds						Qvalue
2) Dichlorodifluoromethane	2.875	85	183708	46.40	ug/L	99
3) Chloromethane	3.227	50	155672	40.25	ug/L	95
4) 1,3-butadiene	3.398	39	219237	52.10	ug/L	99
5) Vinyl Chloride	3.373	62	202450	43.61	ug/L	90
6) Bromomethane	3.933	94	33551	30.71	ug/L	88
7) Chloroethane	4.140	64	113631	48.26	ug/L	94
8) Trichlorofluoromethane	4.365	101	226729	40.39	ug/L	98
9) Ethyl Ether	4.961	59	143751	37.92	ug/L	93
10) 1,2-Dichlorotrifluoroe...	5.290	67	160234	39.64	ug/L	93
11) 1,1-Dichloroethene	5.259	61	230437	40.03	ug/L	98
12) Freon 113	5.338	101	131669	40.71	ug/L	95
13) Carbon Disulfide	5.302	76	389878	39.74	ug/L	94
14) Iodomethane	5.503	142	42749	23.20	ug/L	92
15) Allyl chloride	6.105	41	267320	40.29	ug/L	98
16) Methylene Chloride	6.293	49	221096	35.83	ug/L	97
17) Acetone	6.415	43	413415	205.27	ug/L	98
18) Methyl acetate	6.622	43	969129	190.01	ug/L	99
19) trans-1,2-Dichloroethene	6.579	61	220194	39.21	ug/L	99
20) Hexane	6.713	56	149146	40.65	ug/L	95
21) Methyl Tert Butyl Ether	6.792	73	497095	38.84	ug/L	98
22) Acetonitrile	7.249	41	375462	443.13	ug/L	97
23) Di-isopropyl ether	7.486	45	679877	41.80	ug/L	99
24) Chloroprene	7.650	53	264869	40.39	ug/L	99
25) 1,1-Dichloroethane	7.693	63	298812	42.54	ug/L	94
26) Acrylonitrile	7.802	52	423937	220.32	ug/L	96
27) ETBE	8.155	59	649750	42.58	ug/L	98
28) Vinyl acetate	8.179	43	2611176	220.35	ug/L	100
29) cis-1,2-Dichloroethene	8.715	96	153898	41.92	ug/L	99
30) 2,2-Dichloropropane	8.903	77	262608	42.14	ug/L	99
31) Bromochloromethane	9.074	128	67225	40.29	ug/L	88
32) Cyclohexane	9.062	56	339451	44.01	ug/L	97
33) Chloroform	9.220	83	268931	40.45	ug/L	97
34) Ethyl acetate	9.414	43	1469719	227.59	ug/L	100

Quantitation Report (QT Reviewed)

Data Path : C:\msdchem\2\DATA\121718\
Data File : C0129253.D
Acq On : 17 Dec 2018 9:58 am
Operator : SHANICAO
Sample : CC5121-5 Inst : MSVOA5
Misc : MS42136,VC5130,,,,,
ALS Vial : 3 Sample Multiplier: 1

Quant Time: Dec 17 10:19:26 2018
Quant Method : C:\msdchem\2\METHODS\RTXVMS121118.M
Quant Title : SW-846 Method 5035A/8260B
QLast Update : Wed Dec 12 08:14:44 2018
Response via : Initial Calibration

Compound	R.T.	QIon	Response	Conc	Units		Dev(Min)
35) Tetrahydrofuran	9.457	42	120425	45.13	ug/L		95
37) Carbon Tetrachloride	9.408	117	209691	41.22	ug/L		97
38) 1,1,1-Trichloroethane	9.518	97	260278	41.81	ug/L		97
39) 2-Butanone	9.682	43	788908	234.93	ug/L		98
40) 1,1-Dichloropropene	9.700	75	224925	42.00	ug/L		96
41) tert-Butyl formate	9.865	59	1109589	436.17	ug/L		98
42) Propionitrile	10.084	54	455553	457.60	ug/L		90
43) Methacrylonitrile	10.108	41	1710687	448.44	ug/L		98
44) Benzene	10.041	78	617413	41.07	ug/L		99
45) TAME	10.193	73	521790	40.37	ug/L		100
47) 1,2-Dichloroethane	10.303	62	242256	40.78	ug/L		98
48) Trichloroethene	10.759	95	160712	41.31	ug/L		98
49) Methylcyclohexane	10.741	83	264916	40.23	ug/L		96
50) Dibromomethane	11.221	93	100203	39.85	ug/L		93
51) 1,2-Dichloropropane	11.319	63	177085	39.78	ug/L		97
52) Bromodichloromethane	11.392	83	208684	38.78	ug/L		97
53) Methyl methacrylate	11.531	41	254011	44.98	ug/L		98
54) 2-Chloroethyl vinyl ether	11.927	63	626552	189.62	ug/L		99
55) cis-1,3-Dichloropropene	11.994	75	282084	41.79	ug/L		97
58) Toluene	12.201	91	633468	40.54	ug/L		99
59) 2-Nitropropane	12.407	41	438514	219.09	ug/L		98
60) 4-Methyl-2-pentanone	12.517	43	1508893	223.38	ug/L		99
61) trans-1,3-Dichloropropene	12.566	75	255157	41.24	ug/L	#	74
62) Tetrachloroethene	12.541	166	150688	40.28	ug/L		97
63) Ethyl methacrylate	12.669	69	272339	43.90	ug/L		95
64) 1,1,2-Trichloroethane	12.700	83	122148	40.85	ug/L		90
65) Dibromochloromethane	12.858	129	153026	40.51	ug/L		99
66) 1,3-Dichloropropane	12.925	76	268122	40.83	ug/L		98
67) 1,2-Dibromoethane	13.052	107	148929	40.66	ug/L		99
68) 2-hexanone	13.186	43	1489062	222.95	ug/L		89
69) 1-Chlorohexane	13.405	91	216243	40.99	ug/L		96
70) Ethylbenzene	13.454	91	729328	40.29	ug/L		99
71) Chlorobenzene	13.454	112	387231	39.87	ug/L		95
72) 1,1,1,2-Tetrachloroethane	13.496	131	143199	40.37	ug/L		98
73) m,p-Xylene	13.557	91	1114766	79.99	ug/L		99
74) o-Xylene	13.880	91	573921	39.97	ug/L		99
75) Styrene	13.922	104	448974	40.88	ug/L		98
76) Bromoform	13.971	173	111425	40.01	ug/L		99
77) Isopropylbenzene	14.099	105	649678	39.91	ug/L		98
80) cis-1,4-Dichloro-2-butene	14.354	53	93942	40.54	ug/L		95
81) n-Propylbenzene	14.391	91	826771	40.24	ug/L		99
82) Bromobenzene	14.415	156	158208	39.38	ug/L		98
83) 1,1,2,2-Tetrachloroethane	14.445	83	218926	41.26	ug/L		97
84) 1,3,5-Trimethylbenzene	14.512	105	545041	39.62	ug/L		100
85) 2-Chlorotoluene	14.525	91	545586	40.21	ug/L		99
86) trans-1,4-Dichloro-2-B...	14.354	53	93942	40.54	ug/L		94
87) 1,2,3-Trichloropropane	14.561	110	68370	41.28	ug/L		99
88) Cyclohexanone	14.610	55	62148	217.12	ug/L		96
89) 4-Chlorotoluene	14.640	91	495370	39.62	ug/L		99
90) tert-Butylbenzene	14.744	91	324221	38.84	ug/L		100

Quantitation Report (QT Reviewed)

Data Path : C:\msdchem\2\DATA\121718\
Data File : C0129253.D
Acq On : 17 Dec 2018 9:58 am
Operator : SHANICAO
Sample : CC5121-5 Inst : MSVOA5
Misc : MS42136,VC5130,,,,,
ALS Vial : 3 Sample Multiplier: 1

Quant Time: Dec 17 10:19:26 2018
Quant Method : C:\msdchem\2\METHODS\RTXVMS121118.M
Quant Title : SW-846 Method 5035A/8260B
QLast Update : Wed Dec 12 08:14:44 2018
Response via : Initial Calibration

Compound	R.T.	QIon	Response	Conc	Units	Dev(Min)
92) 1,2,4-Trimethylbenzene	14.786	105	553995	39.24	ug/L	99
93) Pentachloroethane	14.792	167	95673	41.47	ug/L	95
94) sec-Butylbenzene	14.865	105	646158	39.82	ug/L	99
95) 4-Isopropyltoluene	14.944	119	530680	38.84	ug/L	99
96) 1,3-Dichlorobenzene	15.054	146	297471	39.82	ug/L	98
97) 1,4-Dichlorobenzene	15.109	146	294485	38.02	ug/L	91
98) n-Butylbenzene	15.236	92	306491	40.85	ug/L	97
99) Benzyl Chloride	15.267	126	89780	40.37	ug/L	93
100) 1,2-Dichlorobenzene	15.407	146	282661	39.38	ug/L	97
101) 1,2-Dibromo-3-Chloropr...	15.936	75	59234	40.34	ug/L	97
102) Hexachlorobutadiene	16.337	225	61238	39.43	ug/L	97
103) 1,2,4-Trichlorobenzene	16.392	180	174308	38.04	ug/L	94
104) Naphthalene	16.636	128	614861	40.29	ug/L	99
105) 1,2,3-Trichlorobenzene	16.776	180	163878	37.67	ug/L	99
107) Ethanol	5.351	45	85442m	866.89	ug/L	
108) Acrolein	5.880	56	213708	207.84	ug/L	98
109) Tert Butyl Alcohol	7.036	59	425606	395.00	ug/L	98
110) Isobutyl alcohol	10.357	43	401802	911.81	ug/L	96
111) Tert Amyl Alcohol	10.467	59	357069	431.43	ug/L	95
112) 1,4-Dioxane	11.592	88	64046	832.77	ug/L	92
113) 3,3-dimethyl-1-butanol	13.174	57	1962759	2105.19	ug/L	100

(#) = qualifier out of range (m) = manual integration (+) = signals summed

Quantitation Report (QT Reviewed)

Data Path : C:\msdchem\2\DATA\121718\
Data File : C0129253.D
Acq On : 17 Dec 2018 9:58 am
Operator : SHANICAO
Sample : CC5121-5 Inst : MSVOA5
Misc : MS42136,VC5130,,,,,
ALS Vial : 3 Sample Multiplier: 1

Quant Time: Dec 17 10:19:26 2018
Quant Method : C:\msdchem\2\METHODS\RTXVMS121118.M
Quant Title : SW-846 Method 5035A/8260B
QLast Update : Wed Dec 12 08:14:44 2018
Response via : Initial Calibration

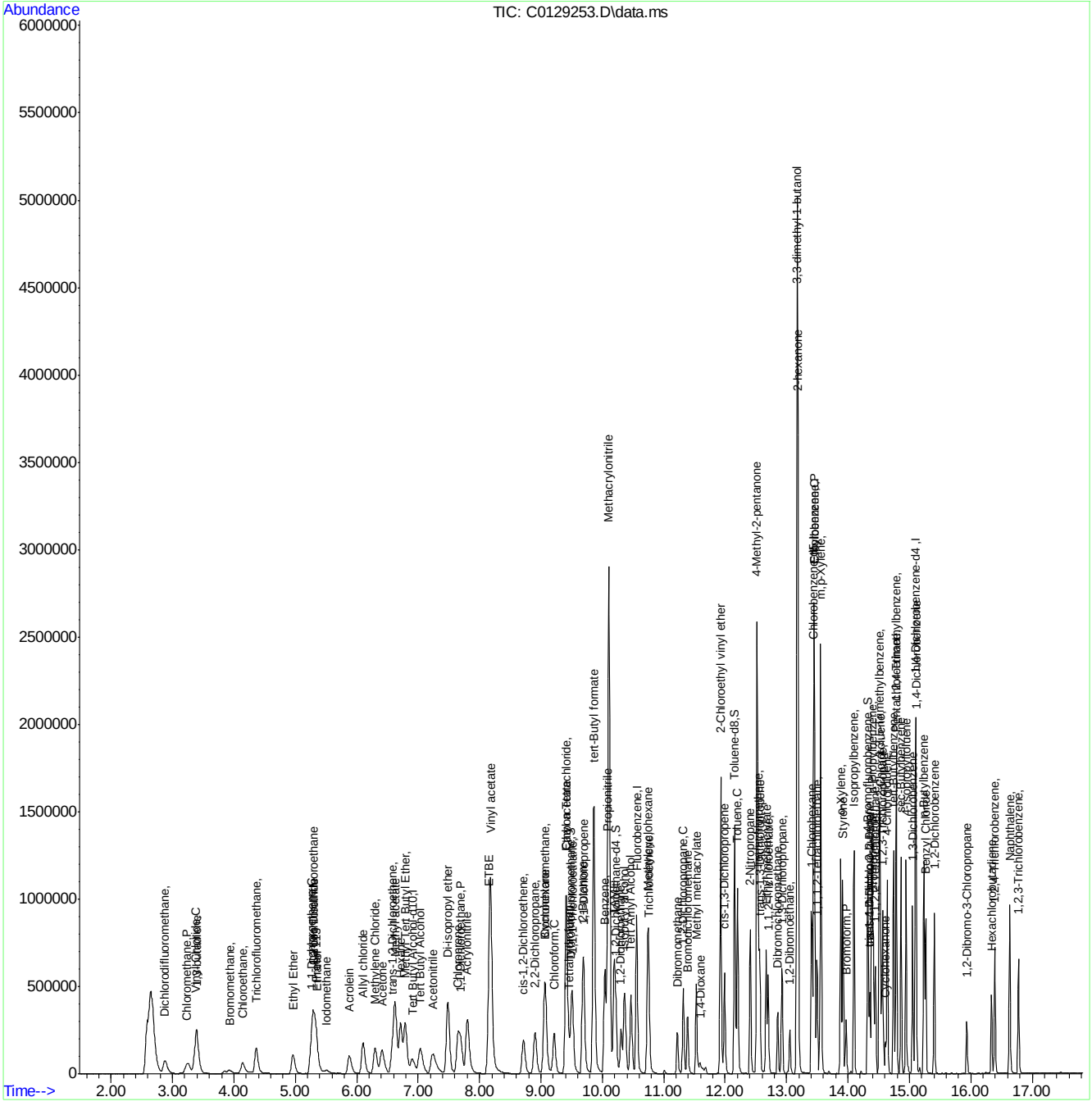

RTXVMS121118.M Tue Dec 18 10:22:52 2018 Page: 4

Manual Integration Approval Summary

Sample Number:	VC5130-CC5121	**Method:**	SW846 8260B
Lab FileID:	C0129253.D	**Analyst approved:**	12/18/18 10:38 Shanica O'Connor
Injection Time:	12/17/18 09:58	**Supervisor approved:**	12/18/18 11:46 Melissa Mangual

Parameter	CAS	Sig#	R.T. (min.)	Reason
Ethyl Alcohol	64-17-5		5.35	Poor instrument integration

Quantitation Report (Qedit)

Data Path : C:\msdchem\2\DATA\121718\
Data File : C0129253.D
Acq On : 17 Dec 2018 9:58 am
Operator : SHANICAO
Sample : CC5121-5 Inst : MSVOA5
Misc : MS42136,VC5130,,,,,
ALS Vial : 3 Sample Multiplier: 1

Quant Time: Dec 17 10:18:08 2018
Quant Method : C:\msdchem\2\METHODS\RTXVMS121118.M
Quant Title : SW-846 Method 5035A/8260B
QLast Update : Wed Dec 12 08:14:44 2018
Response via : Initial Calibration

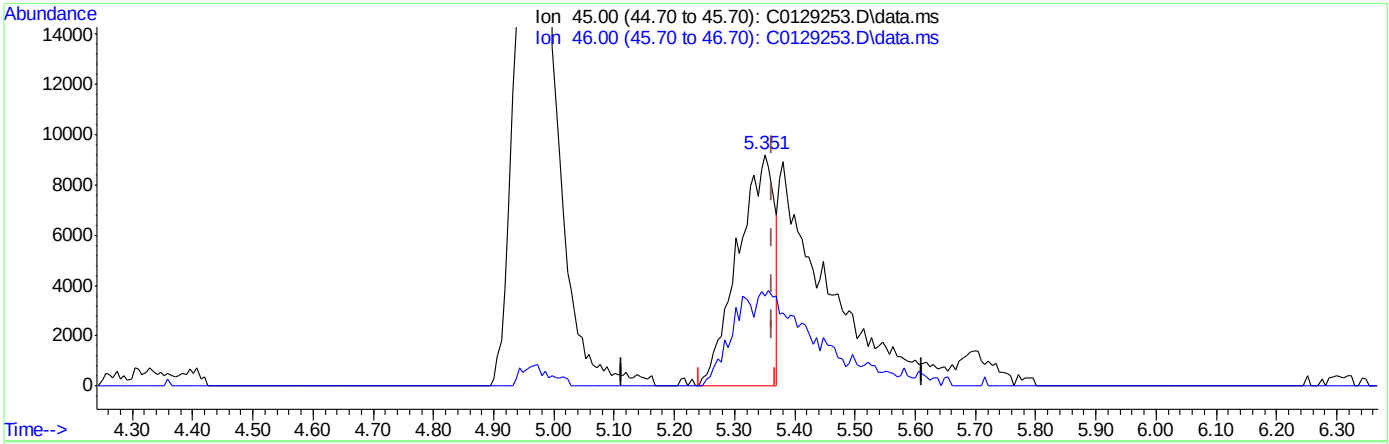

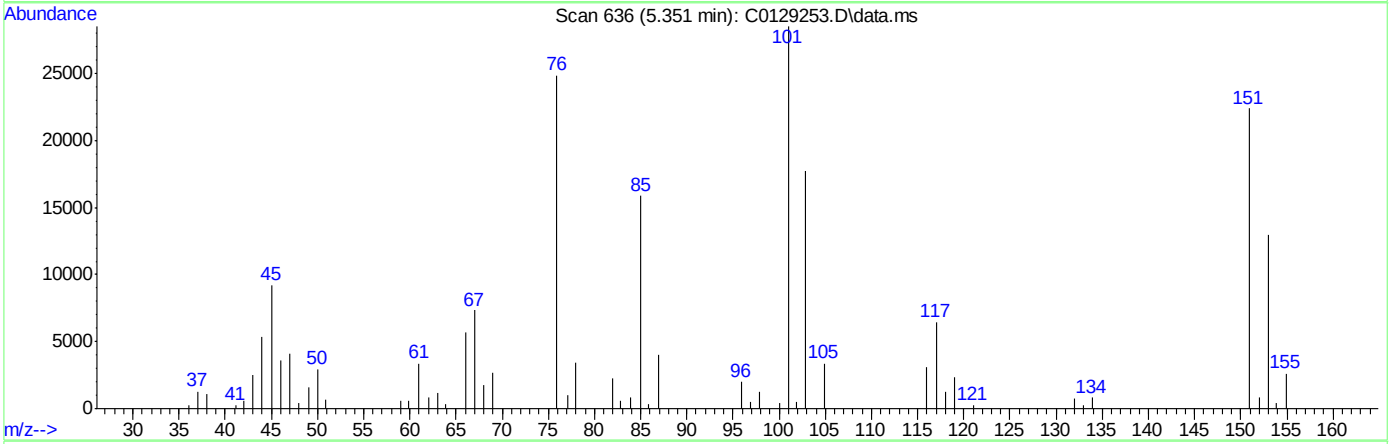

TIC: C0129253.D\data.ms

(107) Ethanol

5.351min (-0.012) 390.82ug/L

response 38520

Ion	Exp%	Act%
45.00	100	100
46.00	30.20	39.07
0.00	0.00	0.00
0.00	0.00	0.00

Quantitation Report (Qedit)

Data Path : C:\msdchem\2\DATA\121718\
Data File : C0129253.D
Acq On : 17 Dec 2018 9:58 am
Operator : SHANICAO
Sample : CC5121-5 Inst : MSVOA5
Misc : MS42136,VC5130,,,,,
ALS Vial : 3 Sample Multiplier: 1

Quant Time: Dec 17 10:18:08 2018
Quant Method : C:\msdchem\2\METHODS\RTXVMS121118.M
Quant Title : SW-846 Method 5035A/8260B
QLast Update : Wed Dec 12 08:14:44 2018
Response via : Initial Calibration

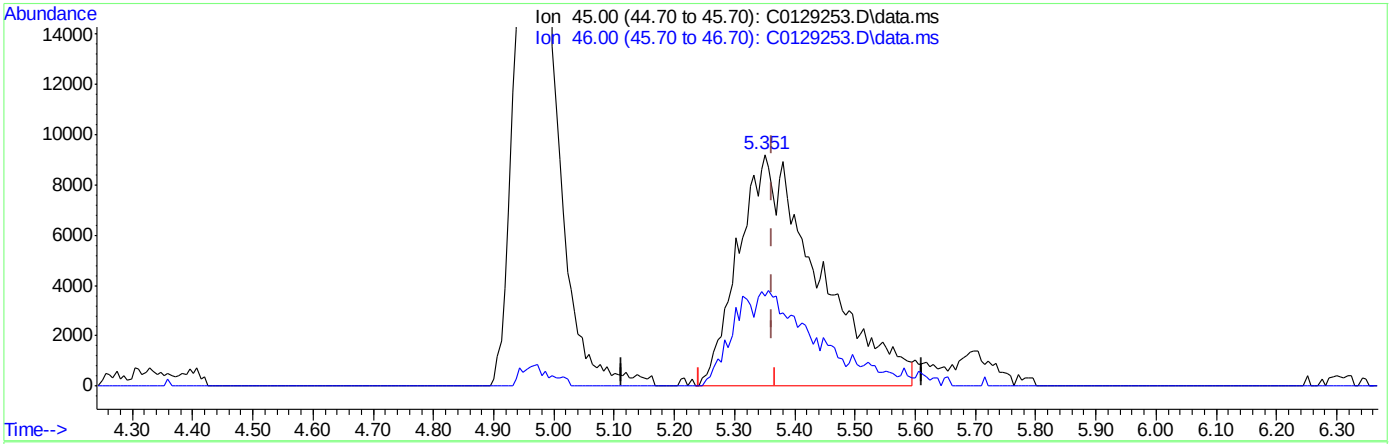

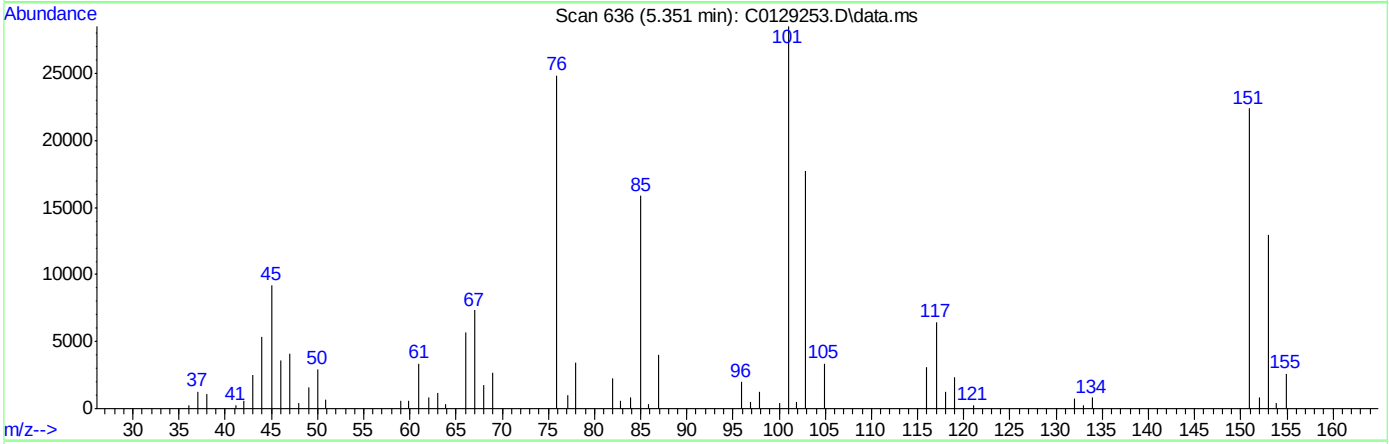

TIC: C0129253.D\data.ms

(107) Ethanol

5.351min (-0.012) 866.89ug/L m

response 85442

Ion	Exp%	Act%
45.00	100	100
46.00	30.20	39.07
0.00	0.00	0.00
0.00	0.00	0.00

Manual Integrations APPROVED (compounds with "m" flag)
Melissa Mangual 12/18/18 11:46

Quantitation Report (QT Reviewed)

Data Path : C:\msdchem\2\DATA\121718\
Data File : C0129277.D
Acq On : 17 Dec 2018 8:37 pm
Operator : SHANICAO
Sample : ECC5121-5 Inst : MSVOA5
Misc : MS42125,VC5130,,,,,
ALS Vial : 27 Sample Multiplier: 1

Quant Time: Dec 18 09:15:45 2018
Quant Method : C:\msdchem\2\METHODS\RTXVMS121118.M
Quant Title : SW-846 Method 5035A/8260B
QLast Update : Wed Dec 12 08:14:44 2018
Response via : Initial Calibration

Compound	R.T.	QIon	Response	Conc	Units	Dev(Min)
Internal Standards						
1) Fluorobenzene	10.558	96	863826	50.00	ug/L	0.00
56) Chlorobenzene-d5	13.442	117	615637	50.00	ug/L	0.00
78) 1,4-Dichlorobenzene-d4	15.102	152	310168	50.00	ug/L	0.00
106) Tert Butyl Alcohol-d10	6.902	65	243435	250.00	ug/L	0.00
System Monitoring Compounds						
36) Dibromofluoromethane	9.499	113	206287	49.84	ug/L	0.00
Spiked Amount 50.000	Range 83 - 118		Recovery = 99.68%			
46) 1,2-Dichloroethane-d4	10.223	65	275991	50.63	ug/L	0.00
Spiked Amount 50.000	Range 79 - 125		Recovery = 101.26%			
57) Toluene-d8	12.158	98	864962	48.97	ug/L	0.00
Spiked Amount 50.000	Range 85 - 112		Recovery = 97.94%			
79) 4-Bromofluorobenzene	14.324	174	244677	50.67	ug/L	0.00
Spiked Amount 50.000	Range 83 - 118		Recovery = 101.34%			
Target Compounds						Qvalue
2) Dichlorodifluoromethane	2.887	85	187081	45.60	ug/L	99
3) Chloromethane	3.239	50	153165	38.24	ug/L	98
4) 1,3-butadiene	3.392	39	283087	65.22	ug/L	97
5) Vinyl Chloride	3.367	62	212573	44.23	ug/L	93
6) Bromomethane	3.927	94	22121	19.56	ug/L	99
7) Chloroethane	4.140	64	120307	49.40	ug/L	97
8) Trichlorofluoromethane	4.365	101	230641	39.64	ug/L	98
9) Ethyl Ether	4.967	59	167843	42.77	ug/L	95
10) 1,2-Dichlorotrifluoroe...	5.296	67	186453	44.56	ug/L	95
11) 1,1-Dichloroethene	5.265	61	270612	45.41	ug/L	97
12) Freon 113	5.338	101	151194	45.15	ug/L	95
13) Carbon Disulfide	5.296	76	446461	43.94	ug/L	99
14) Iodomethane	5.509	142	38368	20.10	ug/L	97
15) Allyl chloride	6.105	41	307826	45.22	ug/L	98
16) Methylene Chloride	6.293	49	266383	41.88	ug/L	97
17) Acetone	6.415	43	454400	217.93	ug/L	100
18) Methyl acetate	6.628	43	1098535	206.75	ug/L	99
19) trans-1,2-Dichloroethene	6.579	61	254140	43.71	ug/L	99
20) Hexane	6.719	56	164892	44.68	ug/L #	91
21) Methyl Tert Butyl Ether	6.792	73	566447	42.75	ug/L	97
22) Acetonitrile	7.242	41	399577	458.05	ug/L	98
23) Di-isopropyl ether	7.486	45	726398	43.14	ug/L	100
24) Chloroprene	7.650	53	270507	39.84	ug/L	97
25) 1,1-Dichloroethane	7.699	63	317464	43.66	ug/L	94
26) Acrylonitrile	7.802	52	428498	215.18	ug/L	94
27) ETBE	8.155	59	678513	42.95	ug/L	97
28) Vinyl acetate	8.185	43	2662182	217.00	ug/L	99
29) cis-1,2-Dichloroethene	8.721	96	162576	42.78	ug/L	98
30) 2,2-Dichloropropane	8.909	77	252361	39.12	ug/L	96
31) Bromochloromethane	9.080	128	71563	41.49	ug/L	91
32) Cyclohexane	9.061	56	359986	45.08	ug/L	97
33) Chloroform	9.220	83	291014	42.28	ug/L	99
34) Ethyl acetate	9.414	43	1471731	220.14	ug/L	98

Quantitation Report (QT Reviewed)

Data Path : C:\msdchem\2\DATA\121718\
Data File : C0129277.D
Acq On : 17 Dec 2018 8:37 pm
Operator : SHANICAO
Sample : ECC5121-5 Inst : MSVOA5
Misc : MS42125,VC5130,,,,,
ALS Vial : 27 Sample Multiplier: 1

Quant Time: Dec 18 09:15:45 2018
Quant Method : C:\msdchem\2\METHODS\RTXVMS121118.M
Quant Title : SW-846 Method 5035A/8260B
QLast Update : Wed Dec 12 08:14:44 2018
Response via : Initial Calibration

Compound	R.T.	QIon	Response	Conc	Units		Dev(Min)
35) Tetrahydrofuran	9.457	42	118207	42.57	ug/L		96
37) Carbon Tetrachloride	9.408	117	217545	41.31	ug/L		93
38) 1,1,1-Trichloroethane	9.518	97	273341	42.41	ug/L		97
39) 2-Butanone	9.682	43	754187	216.94	ug/L		99
40) 1,1-Dichloropropene	9.700	75	237661	42.87	ug/L		97
41) tert-Butyl formate	9.864	59	1121538	425.95	ug/L		95
42) Propionitrile	10.083	54	451942	438.51	ug/L		92
43) Methacrylonitrile	10.108	41	1724637	436.05	ug/L		100
44) Benzene	10.041	78	648311	41.65	ug/L		99
45) TAME	10.193	73	537390	40.14	ug/L		96
47) 1,2-Dichloroethane	10.309	62	256240	41.66	ug/L		98
48) Trichloroethene	10.759	95	168427	41.81	ug/L		95
49) Methylcyclohexane	10.741	83	280120	41.14	ug/L		98
50) Dibromomethane	11.221	93	106637	41.05	ug/L		94
51) 1,2-Dichloropropane	11.318	63	185791	40.36	ug/L		96
52) Bromodichloromethane	11.391	83	222650	40.04	ug/L		99
53) Methyl methacrylate	11.531	41	258497	44.17	ug/L		98
54) 2-Chloroethyl vinyl ether	11.927	63	593162	172.49	ug/L		100
55) cis-1,3-Dichloropropene	11.994	75	290539	41.57	ug/L		99
58) Toluene	12.201	91	668105	40.65	ug/L		98
59) 2-Nitropropane	12.407	41	438579	208.54	ug/L		99
60) 4-Methyl-2-pentanone	12.517	43	1467974	206.61	ug/L		100
61) trans-1,3-Dichloropropene	12.566	75	256290	39.38	ug/L		93
62) Tetrachloroethene	12.541	166	164392	41.78	ug/L		99
63) Ethyl methacrylate	12.669	69	278607	42.71	ug/L		97
64) 1,1,2-Trichloroethane	12.699	83	127984	40.69	ug/L		91
65) Dibromochloromethane	12.858	129	158771	39.96	ug/L		97
66) 1,3-Dichloropropane	12.925	76	286229	41.44	ug/L		97
67) 1,2-Dibromoethane	13.052	107	159670	41.45	ug/L		95
68) 2-hexanone	13.186	43	1495446	212.50	ug/L		88
69) 1-Chlorohexane	13.405	91	223314	40.24	ug/L		96
70) Ethylbenzene	13.454	91	755529	39.68	ug/L		99
71) Chlorobenzene	13.454	112	400347	39.19	ug/L		95
72) 1,1,1,2-Tetrachloroethane	13.496	131	149678	40.12	ug/L		99
73) m,p-Xylene	13.557	91	1169936	79.81	ug/L		99
74) o-Xylene	13.880	91	612451	40.55	ug/L		98
75) Styrene	13.922	104	469740	40.66	ug/L		98
76) Bromoform	13.971	173	111990	38.23	ug/L		98
77) Isopropylbenzene	14.099	105	682037	39.83	ug/L		98
80) cis-1,4-Dichloro-2-butene	14.354	53	55653	22.87	ug/L	#	86
81) n-Propylbenzene	14.391	91	856049	39.50	ug/L		99
82) Bromobenzene	14.415	156	166712	39.33	ug/L		93
83) 1,1,2,2-Tetrachloroethane	14.445	83	228967	40.90	ug/L		98
84) 1,3,5-Trimethylbenzene	14.512	105	563348	38.81	ug/L		98
85) 2-Chlorotoluene	14.524	91	567057	39.61	ug/L		98
86) trans-1,4-Dichloro-2-B...	14.354	53	55653	22.87	ug/L	#	80
87) 1,2,3-Trichloropropane	14.561	110	72219	41.33	ug/L		92
88) Cyclohexanone	14.610	55	62406	206.64	ug/L		95
89) 4-Chlorotoluene	14.640	91	519892	39.41	ug/L		97
90) tert-Butylbenzene	14.743	91	340940	38.71	ug/L		99

Quantitation Report (QT Reviewed)

Data Path : C:\msdchem\2\DATA\121718\
Data File : C0129277.D
Acq On : 17 Dec 2018 8:37 pm
Operator : SHANICAO
Sample : ECC5121-5 Inst : MSVOA5
Misc : MS42125,VC5130,,,,,
ALS Vial : 27 Sample Multiplier: 1

Quant Time: Dec 18 09:15:45 2018
Quant Method : C:\msdchem\2\METHODS\RTXVMS121118.M
Quant Title : SW-846 Method 5035A/8260B
QLast Update : Wed Dec 12 08:14:44 2018
Response via : Initial Calibration

Compound	R.T.	QIon	Response	Conc	Units	Dev(Min)
92) 1,2,4-Trimethylbenzene	14.786	105	587304	39.43	ug/L	98
93) Pentachloroethane	14.792	167	90370	37.12	ug/L	82
94) sec-Butylbenzene	14.865	105	675230	39.44	ug/L	99
95) 4-Isopropyltoluene	14.950	119	559467	38.81	ug/L	99
96) 1,3-Dichlorobenzene	15.054	146	311379	39.50	ug/L	98
97) 1,4-Dichlorobenzene	15.115	146	315069	38.56	ug/L	98
98) n-Butylbenzene	15.236	92	311021	39.29	ug/L	98
99) Benzyl Chloride	15.267	126	75881	32.35	ug/L	97
100) 1,2-Dichlorobenzene	15.407	146	296609	39.17	ug/L	99
101) 1,2-Dibromo-3-Chloropr...	15.936	75	60235	38.90	ug/L	94
102) Hexachlorobutadiene	16.337	225	60240	36.78	ug/L	93
103) 1,2,4-Trichlorobenzene	16.392	180	179960	37.22	ug/L	94
104) Naphthalene	16.635	128	624954	38.81	ug/L	99
105) 1,2,3-Trichlorobenzene	16.775	180	170226	37.08	ug/L	100
107) Ethanol	5.332	45	96125m	869.59	ug/L	
108) Acrolein	5.886	56	225836	195.56	ug/L	97
109) Tert Butyl Alcohol	7.042	59	461891	382.35	ug/L	99
110) Isobutyl alcohol	10.357	43	391623	799.15	ug/L	96
111) Tert Amyl Alcohol	10.467	59	361639	393.01	ug/L	99
112) 1,4-Dioxane	11.586	88	63608	732.50	ug/L	97
113) 3,3-dimethyl-1-butanol	13.174	57	1982600	1896.02	ug/L	99

(#) = qualifier out of range (m) = manual integration (+) = signals summed

Quantitation Report (QT Reviewed)

Data Path : C:\msdchem\2\DATA\121718\
Data File : C0129277.D
Acq On : 17 Dec 2018 8:37 pm
Operator : SHANICAO
Sample : ECC5121-5 Inst : MSVOA5
Misc : MS42125,VC5130,,,,,
ALS Vial : 27 Sample Multiplier: 1

Quant Time: Dec 18 09:15:45 2018
Quant Method : C:\msdchem\2\METHODS\RTXVMS121118.M
Quant Title : SW-846 Method 5035A/8260B
QLast Update : Wed Dec 12 08:14:44 2018
Response via : Initial Calibration

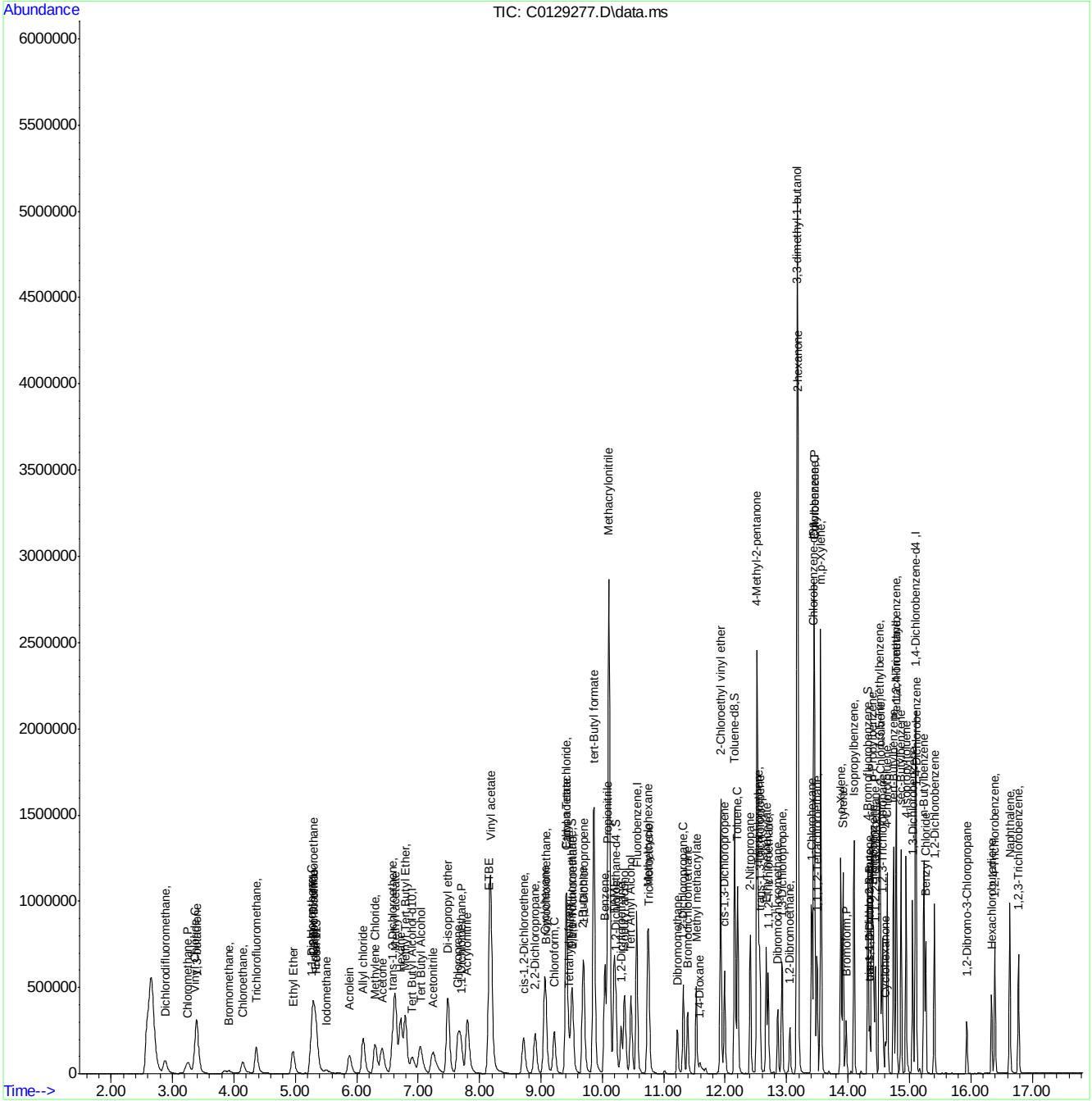

Manual Integration Approval Summary

Sample Number:	VC5130-ECC5121	**Method:**	SW846 8260B
Lab FileID:	C0129277.D	**Analyst approved:**	12/18/18 10:38 Shanica O'Connor
Injection Time:	12/17/18 20:37	**Supervisor approved:**	12/18/18 11:46 Melissa Mangual

Parameter	CAS	Sig#	R.T. (min.)	Reason
Ethyl Alcohol	64-17-5		5.33	Poor instrument integration

Quantitation Report (Qedit)

Data Path : C:\msdchem\2\DATA\121718\
Data File : C0129277.D
Acq On : 17 Dec 2018 8:37 pm
Operator : SHANICAO
Sample : ECC5121-5 Inst : MSVOA5
Misc : MS42125,VC5130,,,,,
ALS Vial : 27 Sample Multiplier: 1

Quant Time: Dec 18 07:37:15 2018
Quant Method : C:\msdchem\2\METHODS\RTXVMS121118.M
Quant Title : SW-846 Method 5035A/8260B
QLast Update : Wed Dec 12 08:14:44 2018
Response via : Initial Calibration

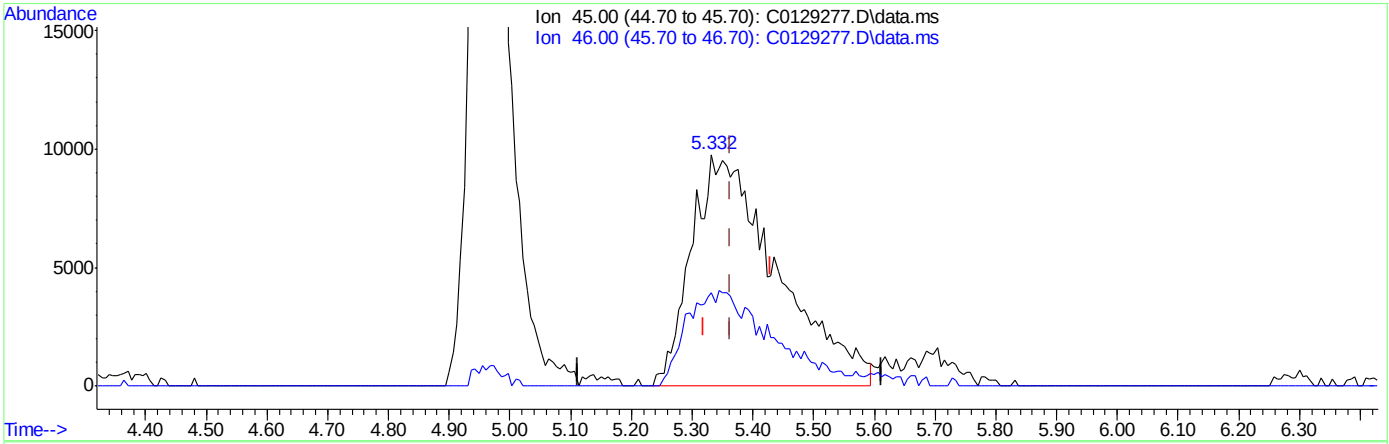

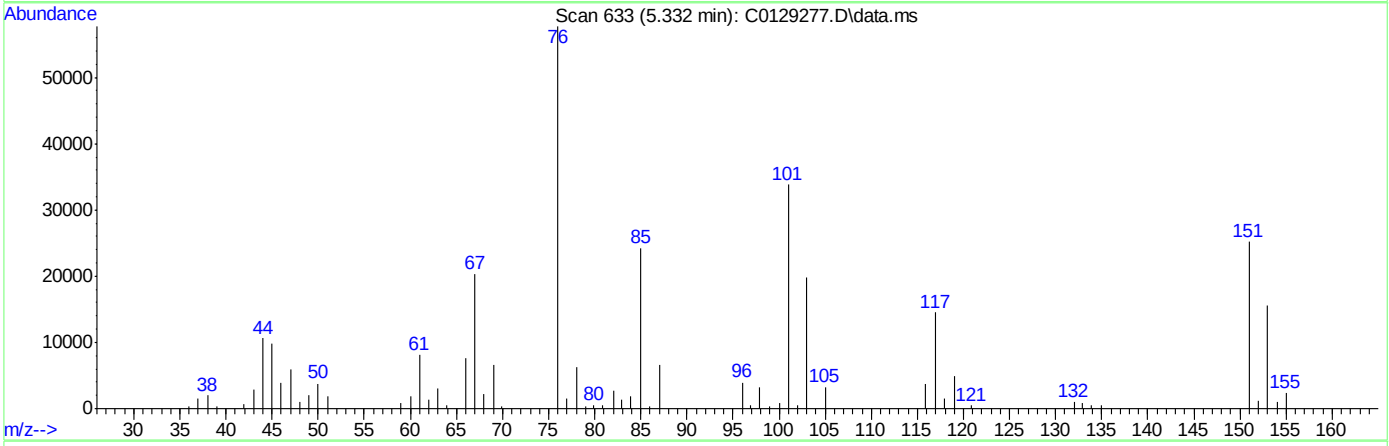

TIC: C0129277.D\data.ms

(107) Ethanol

5.332min (-0.031) 869.59ug/L m

response 96125

Ion	Exp%	Act%
45.00	100	100
46.00	30.20	40.58
0.00	0.00	0.00
0.00	0.00	0.00

Manual Integrations APPROVED (compounds with "m" flag)
Melissa Mangual 12/20/18 12:04

Quantitation Report (QT Reviewed)

Data Path : C:\msdchem\1\data\JenniferF\12-20-2018\vc5132\
Data File : C0129303.D
Acq On : 18 Dec 2018 9:06 am
Operator : SHANICAO
Sample : CC5121-5 Inst : MSVOA5
Misc : MS42146,VC5132,,,,,
ALS Vial : 3 Sample Multiplier: 1

Quant Method : C:\msdchem\1\methods\RTXVMS121118.M
Quant Results File: RTXVMS121118.RES
Quant Time: Dec 20 00:56:17 2018
Quant Title : SW-846 Method 5035A/8260B
QLast Update : Wed Dec 12 08:14:44 2018
Response via : Initial Calibration

Compound	R.T.	QIon	Response	Conc	Units	Dev(Min)
Internal Standards						
1) Fluorobenzene	10.558	96	865868	50.00	ug/L	0.00
56) Chlorobenzene-d5	13.442	117	607456	50.00	ug/L	0.00
78) 1,4-Dichlorobenzene-d4	15.103	152	303172	50.00	ug/L	0.00
106) Tert Butyl Alcohol-d10	6.914	65	244066	250.00	ug/L	0.02
System Monitoring Compounds						
36) Dibromofluoromethane	9.500	113	196330	47.33	ug/L	0.00
Spiked Amount 50.000	Range 83 - 118		Recovery = 94.66%			
46) 1,2-Dichloroethane-d4	10.224	65	273962	50.14	ug/L	0.00
Spiked Amount 50.000	Range 79 - 125		Recovery = 100.28%			
57) Toluene-d8	12.152	98	863458	49.54	ug/L	0.00
Spiked Amount 50.000	Range 85 - 112		Recovery = 99.08%			
79) 4-Bromofluorobenzene	14.324	174	237799	50.39	ug/L	0.00
Spiked Amount 50.000	Range 83 - 118		Recovery = 100.78%			
Target Compounds						Qvalue
2) Dichlorodifluoromethane	2.868	85	186254	45.28	ug/L	97
3) Chloromethane	3.227	50	147661	36.77	ug/L	98
4) 1,3-butadiene	3.398	39	270075	62.02	ug/L	100
5) Vinyl Chloride	3.367	62	193619	40.19	ug/L	89
6) Bromomethane	3.927	94	32053	28.27	ug/L	98
7) Chloroethane	4.140	64	117798	48.21	ug/L	98
8) Trichlorofluoromethane	4.365	101	223823	38.30	ug/L	97
9) Ethyl Ether	4.961	59	159707	40.60	ug/L	99
10) 1,2-Dichlorotrifluoroe...	5.290	67	169657	40.45	ug/L	95
11) 1,1-Dichloroethene	5.265	61	247934	41.51	ug/L	99
12) Freon 113	5.338	101	141794	42.25	ug/L	96
13) Carbon Disulfide	5.296	76	415275	40.78	ug/L	99
14) Iodomethane	5.503	142	51350	26.88	ug/L	91
15) Allyl chloride	6.105	41	288227	41.99	ug/L	96
16) Methylene Chloride	6.300	49	245269	38.37	ug/L	94
17) Acetone	6.415	43	440797	210.91	ug/L	97
18) Methyl acetate	6.628	43	1210703	225.73	ug/L	98
19) trans-1,2-Dichloroethene	6.586	61	229326	39.35	ug/L	98
20) Hexane	6.713	56	150454	39.09	ug/L #	92
21) Methyl Tert Butyl Ether	6.786	73	529618	39.88	ug/L	89
22) Acetonitrile	7.236	41	390721	444.63	ug/L	98
23) Di-isopropyl ether	7.486	45	664509	39.37	ug/L	98
24) Chloroprene	7.650	53	252475	37.07	ug/L	97
25) 1,1-Dichloroethane	7.693	63	288455	39.58	ug/L	93
26) Acrylonitrile	7.802	52	415969	208.48	ug/L	98
27) ETBE	8.161	59	632619	39.95	ug/L	99
28) Vinyl acetate	8.179	43	2504886	203.70	ug/L	100
29) cis-1,2-Dichloroethene	8.715	96	153994	40.42	ug/L	96
30) 2,2-Dichloropropane	8.903	77	256396	39.65	ug/L	92
31) Bromochloromethane	9.074	128	67496	38.92	ug/L	88
32) Cyclohexane	9.062	56	319967	39.97	ug/L	98
33) Chloroform	9.214	83	271955	39.42	ug/L	98
34) Ethyl acetate	9.414	43	1453014	216.82	ug/L	100
35) Tetrahydrofuran	9.457	42	118389	42.53	ug/L	95
37) Carbon Tetrachloride	9.408	117	205068	38.85	ug/L	95
38) 1,1,1-Trichloroethane	9.512	97	257172	39.81	ug/L	95
39) 2-Butanone	9.682	43	771168	221.30	ug/L	100
40) 1,1-Dichloropropene	9.700	75	223582	40.24	ug/L	96
41) tert-Butyl formate	9.858	59	1098031	416.12	ug/L	96
42) Propionitrile	10.084	54	475911	460.68	ug/L	95

7.6.34

7

Quantitation Report (QT Reviewed)

Data Path : C:\msdchem\1\data\JenniferF\12-20-2018\vc5132\
Data File : C0129303.D
Acq On : 18 Dec 2018 9:06 am
Operator : SHANICAO
Sample : CC5121-5 Inst : MSVOA5
Misc : MS42146,VC5132,,,,,
ALS Vial : 3 Sample Multiplier: 1

Quant Method : C:\msdchem\1\methods\RTXVMS121118.M
Quant Results File: RTXVMS121118.RES
Quant Time: Dec 20 00:56:17 2018
Quant Title : SW-846 Method 5035A/8260B
QLast Update : Wed Dec 12 08:14:44 2018
Response via : Initial Calibration

Compound	R.T.	QIon	Response	Conc	Units		Dev(Min)
43) Methacrylonitrile	10.108	41	1748956	441.44	ug/L		100
44) Benzene	10.041	78	629682	40.36	ug/L		100
45) TAME	10.193	73	538065	40.10	ug/L		97
47) 1,2-Dichloroethane	10.309	62	257717	41.80	ug/L		97
48) Trichloroethene	10.759	95	167662	41.53	ug/L		98
49) Methylcyclohexane	10.741	83	265949	38.85	ug/L		96
50) Dibromomethane	11.221	93	105848	40.62	ug/L		96
51) 1,2-Dichloropropane	11.319	63	187396	40.63	ug/L		98
52) Bromodichloromethane	11.392	83	221558	39.73	ug/L		98
53) Methyl methacrylate	11.531	41	267527	45.70	ug/L		98
54) 2-Chloroethyl vinyl ether	11.927	63	590555	171.26	ug/L		99
55) cis-1,3-Dichloropropene	11.994	75	292081	41.69	ug/L		99
58) Toluene	12.201	91	672170	41.45	ug/L		97
59) 2-Nitropropane	12.408	41	467540	224.94	ug/L		99
60) 4-Methyl-2-pentanone	12.517	43	1548000	220.81	ug/L		99
61) trans-1,3-Dichloropropene	12.566	75	264045	41.12	ug/L		99
62) Tetrachloroethene	12.541	166	151034	38.90	ug/L		99
63) Ethyl methacrylate	12.669	69	290322	45.08	ug/L		98
64) 1,1,2-Trichloroethane	12.700	83	127984	41.24	ug/L		95
65) Dibromochloromethane	12.858	129	157976	40.29	ug/L		97
66) 1,3-Dichloropropane	12.925	76	282159	41.40	ug/L		97
67) 1,2-Dibromoethane	13.052	107	159851	42.05	ug/L		98
68) 2-hexanone	13.186	43	1543823	222.71	ug/L		88
69) 1-Chlorohexane	13.405	91	218624	39.93	ug/L		97
70) Ethylbenzene	13.454	91	747542	39.79	ug/L		100
71) Chlorobenzene	13.454	112	403344	40.01	ug/L		96
72) 1,1,1,2-Tetrachloroethane	13.496	131	148816	40.42	ug/L		99
73) m,p-Xylene	13.557	91	1150092	79.51	ug/L		99
74) o-Xylene	13.880	91	601834	40.39	ug/L		99
75) Styrene	13.922	104	462202	40.55	ug/L		99
76) Bromoform	13.971	173	115993	40.13	ug/L		98
77) Isopropylbenzene	14.099	105	656160	38.84	ug/L		96
80) cis-1,4-Dichloro-2-butene	14.354	53	54332	22.84	ug/L	#	86
81) n-Propylbenzene	14.391	91	829532	39.16	ug/L		100
82) Bromobenzene	14.415	156	164541	39.72	ug/L		95
83) 1,1,2,2-Tetrachloroethane	14.445	83	229153	41.88	ug/L		100
84) 1,3,5-Trimethylbenzene	14.512	105	546843	38.54	ug/L		100
85) 2-Chlorotoluene	14.525	91	556720	39.78	ug/L		99
86) trans-1,4-Dichloro-2-B...	14.354	53	54332	22.84	ug/L	#	79
87) 1,2,3-Trichloropropane	14.561	110	72235	42.29	ug/L		93
88) Cyclohexanone	14.610	55	68805	233.09	ug/L		95
89) 4-Chlorotoluene	14.640	91	514171	39.88	ug/L		98
90) tert-Butylbenzene	14.744	91	328570	38.17	ug/L		99
92) 1,2,4-Trimethylbenzene	14.786	105	562833	38.66	ug/L		98
93) Pentachloroethane	14.792	167	96890	40.72	ug/L		91
94) sec-Butylbenzene	14.865	105	641926	38.36	ug/L		97
95) 4-Isopropyltoluene	14.944	119	528027	37.48	ug/L		99
96) 1,3-Dichlorobenzene	15.054	146	298784	38.78	ug/L		98
97) 1,4-Dichlorobenzene	15.115	146	305277	38.22	ug/L		96
98) n-Butylbenzene	15.236	92	306682	39.64	ug/L		98
99) Benzyl Chloride	15.267	126	94390	41.16	ug/L		99
100) 1,2-Dichlorobenzene	15.407	146	289927	39.17	ug/L		97
101) 1,2-Dibromo-3-Chloropr...	15.936	75	63122	41.68	ug/L		96
102) Hexachlorobutadiene	16.337	225	57896	36.17	ug/L		95
103) 1,2,4-Trichlorobenzene	16.392	180	172684	36.53	ug/L		97
104) Naphthalene	16.636	128	621329	39.48	ug/L		98
105) 1,2,3-Trichlorobenzene	16.776	180	165230	36.82	ug/L		96

Quantitation Report (QT Reviewed)

Data Path : C:\msdchem\1\data\JenniferF\12-20-2018\vc5132\
Data File : C0129303.D
Acq On : 18 Dec 2018 9:06 am
Operator : SHANICAO
Sample : CC5121-5 Inst : MSVOA5
Misc : MS42146,VC5132,,,,,
ALS Vial : 3 Sample Multiplier: 1

Quant Method : C:\msdchem\1\methods\RTXVMS121118.M
Quant Results File: RTXVMS121118.RES
Quant Time: Dec 20 00:56:17 2018
Quant Title : SW-846 Method 5035A/8260B
QLast Update : Wed Dec 12 08:14:44 2018
Response via : Initial Calibration

Compound	R.T.	QIon	Response	Conc	Units	Dev(Min)
107) Ethanol	5.363	45	99725m	899.82	ug/L	
108) Acrolein	5.880	56	220108	189.99	ug/L	98
109) Tert Butyl Alcohol	7.036	59	471711	389.39	ug/L	98
110) Isobutyl alcohol	10.363	43	432655	875.54	ug/L	95
111) Tert Amyl Alcohol	10.467	59	395391	425.43	ug/L	99
112) 1,4-Dioxane	11.592	88	67676	779.80	ug/L	86
113) 3,3-dimethyl-1-butanol	13.174	57	2069001	1973.53	ug/L	99

(#) = qualifier out of range (m) = manual integration (+) = signals summed

7.6.34

7

Quantitation Report (QT Reviewed)

Data Path : C:\msdchem\1\data\JenniferF\12-20-2018\vc5132\
Data File : C0129303.D
Acq On : 18 Dec 2018 9:06 am
Operator : SHANICAO
Sample : CC5121-5 Inst : MSVOA5
Misc : MS42146,VC5132,,,,,
ALS Vial : 3 Sample Multiplier: 1

Quant Method : C:\msdchem\1\methods\RTXVMS121118.M
Quant Results File: RTXVMS121118.RES
Quant Time: Dec 20 00:56:17 2018
Quant Title : SW-846 Method 5035A/8260B
QLast Update : Wed Dec 12 08:14:44 2018
Response via : Initial Calibration

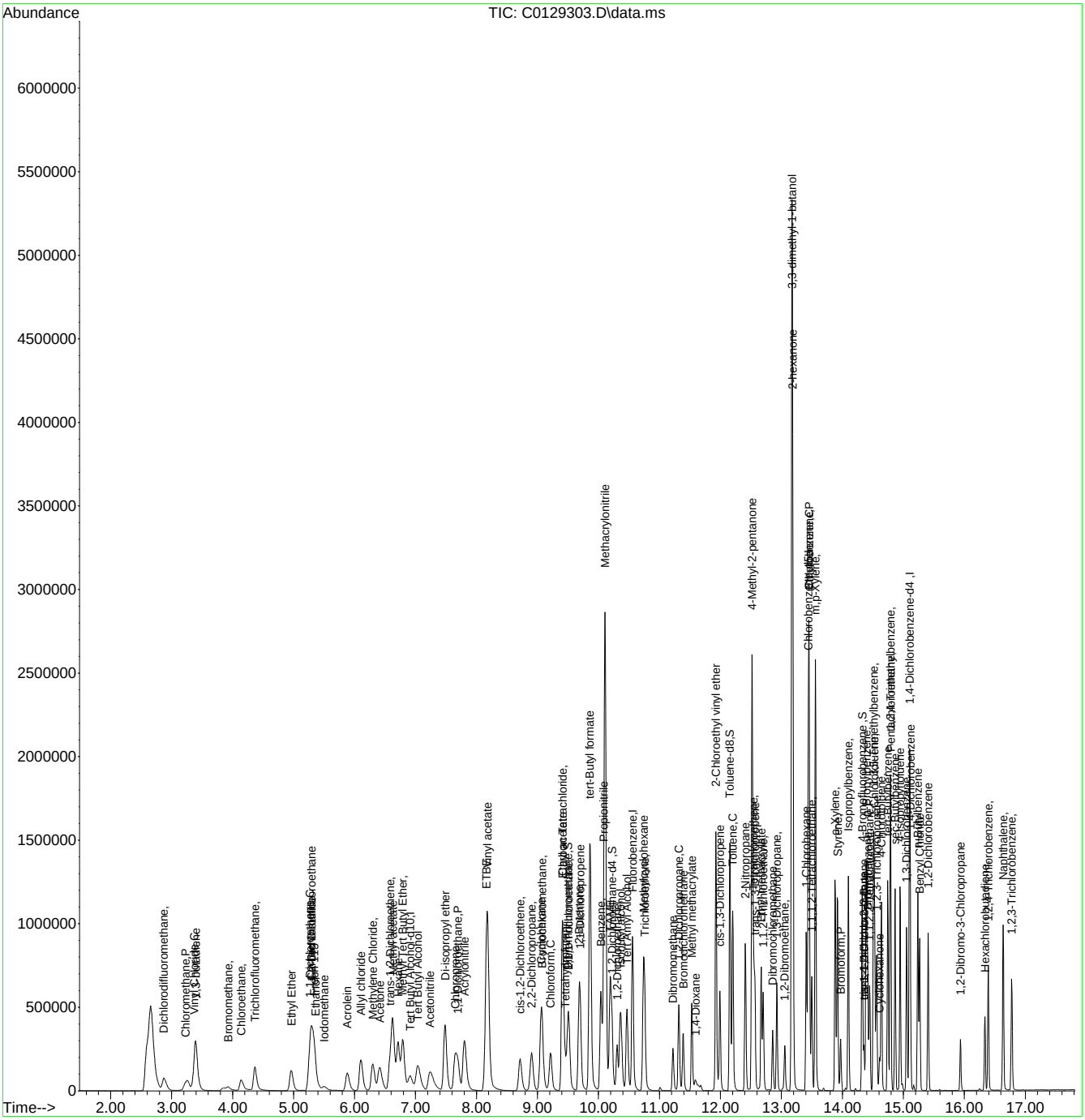

FA60039

Manual Integration Approval Summary

Sample Number: VC5132-CC5121
Lab FileID: C0129303.D
Injection Time: 12/18/18 09:06
Method: SW846 8260B
Analyst approved: 12/20/18 01:43 Jennifer Fereira
Supervisor approved: 12/20/18 12:04 Melissa Mangual

Parameter	CAS	Sig#	R.T. (min.)	Reason
Ethyl Alcohol	64-17-5		5.36	Poor instrument integration

Quantitation Report (Qedit)

Data Path : C:\msdchem\1\data\JenniferF\12-20-2018\vc5132\
Data File : C0129303.D
Acq On : 18 Dec 2018 9:06 am
Operator : SHANICAO
Sample : CC5121-5 Inst : MSVOA5
Misc : MS42146,VC5132,,,,,
ALS Vial : 3 Sample Multiplier: 1

Quant Method : C:\msdchem\1\methods\RTXVMS121118.M
Quant Results File: RTXVMS121118.RES
Quant Time: Dec 20 00:44:17 2018
Quant Title : SW-846 Method 5035A/8260B
QLast Update : Wed Dec 12 08:14:44 2018
Response via : Initial Calibration

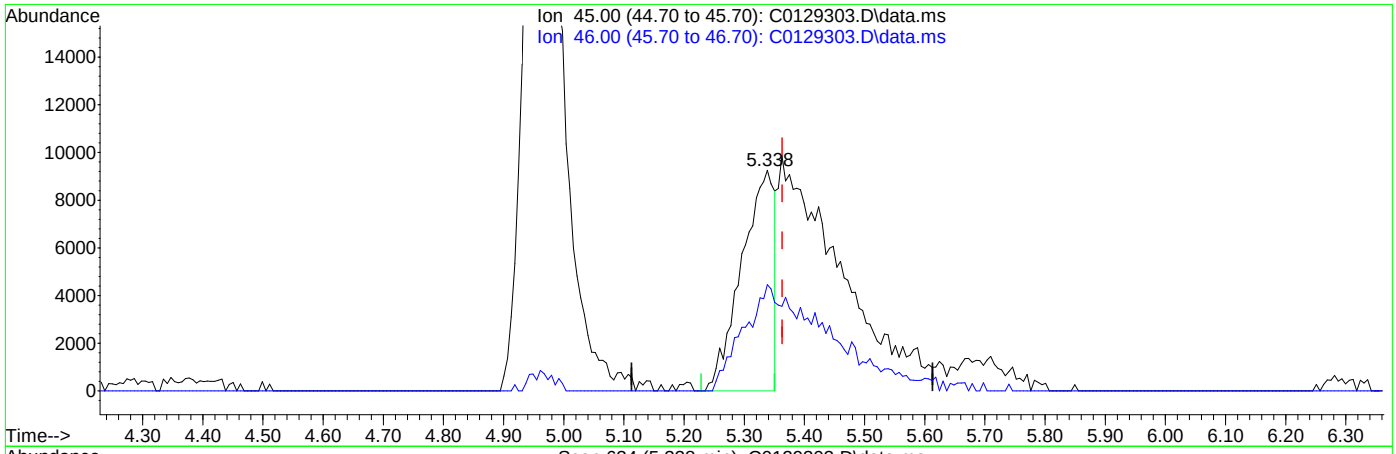

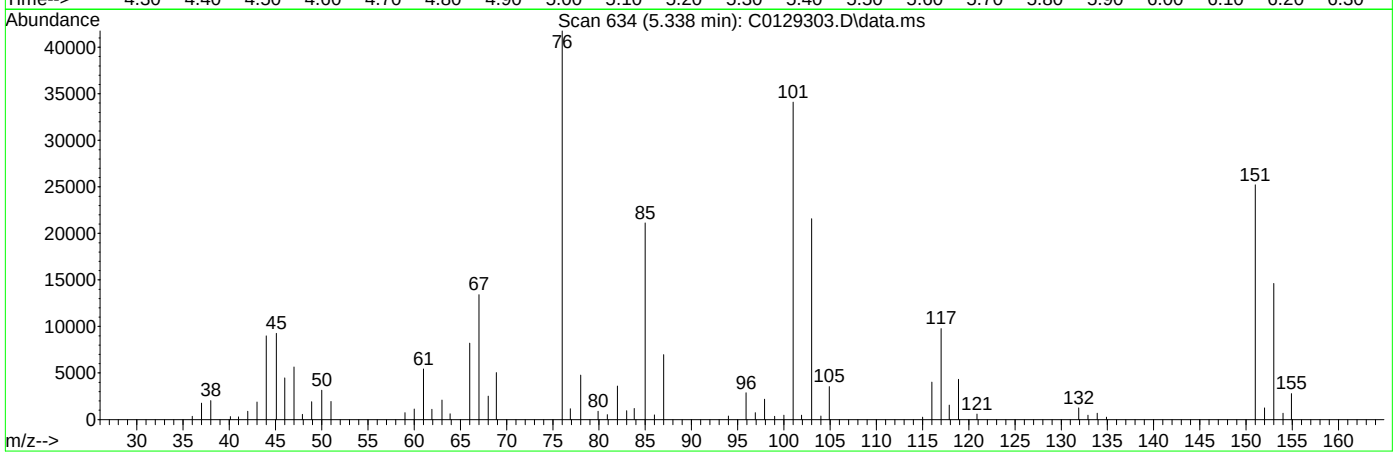

TIC: C0129303.D\data.ms

(107) Ethanol

5.338min (-0.025) 315.47ug/L

response 34963

Ion	Exp%	Act%
45.00	100	100
46.00	30.20	48.20
0.00	0.00	0.00
0.00	0.00	0.00

Quantitation Report (Qedit)

Data Path : C:\msdchem\1\data\JenniferF\12-20-2018\vc5132\
Data File : C0129303.D
Acq On : 18 Dec 2018 9:06 am
Operator : SHANICAO
Sample : CC5121-5 Inst : MSVOA5
Misc : MS42146,VC5132,,,,,
ALS Vial : 3 Sample Multiplier: 1

Quant Method : C:\msdchem\1\methods\RTXVMS121118.M
Quant Results File: RTXVMS121118.RES
Quant Time: Dec 20 00:44:17 2018
Quant Title : SW-846 Method 5035A/8260B
QLast Update : Wed Dec 12 08:14:44 2018
Response via : Initial Calibration

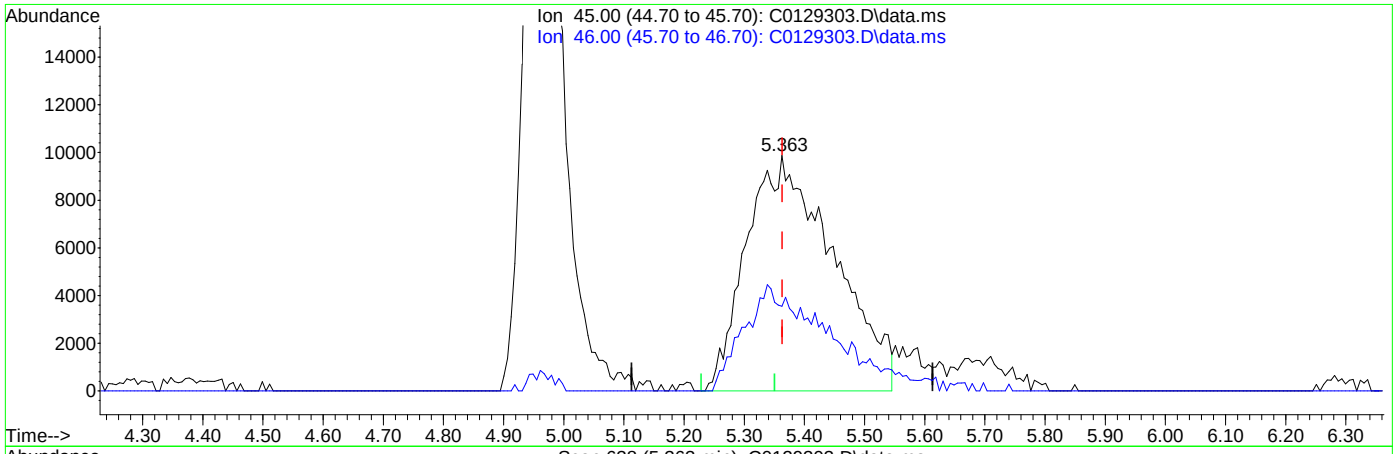

TIC: C0129303.D\data.ms

(107) Ethanol

5.363min (-0.000) 899.82ug/L m

response 99725

Ion	Exp%	Act%
45.00	100	100
46.00	30.20	35.98
0.00	0.00	0.00
0.00	0.00	0.00

Manual Integrations APPROVED (compounds with "m" flag)
Melissa Mangual 12/20/18 12:12

Quantitation Report (QT Reviewed)

Data Path : C:\msdchem\1\data\JenniferF\12-20-2018\vc5132\
Data File : C0129325.D
Acq On : 18 Dec 2018 6:52 pm
Operator : SHANICAO
Sample : ECC5121-5 Inst : MSVOA5
Misc : MS42160,VC5132,,,,,
ALS Vial : 25 Sample Multiplier: 1

Quant Method : C:\msdchem\1\methods\RTXVMS121118.M
Quant Results File: RTXVMS121118.RES
Quant Time: Dec 20 01:24:30 2018
Quant Title : SW-846 Method 5035A/8260B
QLast Update : Wed Dec 12 08:14:44 2018
Response via : Initial Calibration

Compound	R.T.	QIon	Response	Conc	Units	Dev(Min)
Internal Standards						
1) Fluorobenzene	10.558	96	883260	50.00	ug/L	0.00
56) Chlorobenzene-d5	13.442	117	623563	50.00	ug/L	0.00
78) 1,4-Dichlorobenzene-d4	15.102	152	302987	50.00	ug/L	0.00
106) Tert Butyl Alcohol-d10	6.896	65	232490	250.00	ug/L	0.00
System Monitoring Compounds						
36) Dibromofluoromethane	9.499	113	211842	50.06	ug/L	0.00
Spiked Amount 50.000	Range 83 - 118		Recovery = 100.12%			
46) 1,2-Dichloroethane-d4	10.223	65	274949	49.33	ug/L	0.00
Spiked Amount 50.000	Range 79 - 125		Recovery = 98.66%			
57) Toluene-d8	12.158	98	874522	48.88	ug/L	0.00
Spiked Amount 50.000	Range 85 - 112		Recovery = 97.76%			
79) 4-Bromofluorobenzene	14.324	174	236555	50.15	ug/L	0.00
Spiked Amount 50.000	Range 83 - 118		Recovery = 100.30%			
Target Compounds						Qvalue
2) Dichlorodifluoromethane	2.881	85	178131	42.31	ug/L	97
3) Chloromethane	3.246	50	179132	43.78	ug/L	98
4) 1,3-butadiene	3.392	39	228038	51.18	ug/L	97
5) Vinyl Chloride	3.367	62	195789	39.84	ug/L	90
6) Bromomethane	3.933	94	43350	37.48	ug/L	93
7) Chloroethane	4.140	64	120369	48.30	ug/L	99
8) Trichlorofluoromethane	4.365	101	229001	38.43	ug/L	92
9) Ethyl Ether	4.961	59	147776	36.82	ug/L	95
10) 1,2-Dichlorotrifluoroe...	5.296	67	180688	42.23	ug/L	97
11) 1,1-Dichloroethene	5.271	61	262968	43.16	ug/L	98
12) Freon 113	5.344	101	146347	42.74	ug/L	95
13) Carbon Disulfide	5.302	76	436170	41.99	ug/L	98
14) Iodomethane	5.515	142	62324	32.01	ug/L	84
15) Allyl chloride	6.105	41	314523	45.18	ug/L	97
16) Methylene Chloride	6.300	49	265880	40.85	ug/L	98
17) Acetone	6.409	43	449665	210.92	ug/L	99
18) Methyl acetate	6.628	43	1065378	196.82	ug/L	99
19) trans-1,2-Dichloroethene	6.579	61	247661	41.66	ug/L	98
20) Hexane	6.719	56	152617	38.79	ug/L #	92
21) Methyl Tert Butyl Ether	6.792	73	559290	41.28	ug/L	97
22) Acetonitrile	7.236	41	405999	454.59	ug/L	95
23) Di-isopropyl ether	7.486	45	712953	41.41	ug/L	98
24) Chloroprene	7.650	53	276896	39.88	ug/L	97
25) 1,1-Dichloroethane	7.693	63	312854	42.08	ug/L	94
26) Acrylonitrile	7.802	52	436880	214.57	ug/L	98
27) ETBE	8.155	59	678970	42.03	ug/L	98
28) Vinyl acetate	8.185	43	2726512	217.35	ug/L	100
29) cis-1,2-Dichloroethene	8.715	96	162498	41.82	ug/L	97
30) 2,2-Dichloropropane	8.903	77	255826	38.78	ug/L	98
31) Bromochloromethane	9.086	128	69238	39.15	ug/L	86
32) Cyclohexane	9.068	56	336850	41.26	ug/L	99
33) Chloroform	9.220	83	280740	39.89	ug/L	99
34) Ethyl acetate	9.408	43	1498175	219.16	ug/L	100
35) Tetrahydrofuran	9.457	42	117146	41.14	ug/L	94
37) Carbon Tetrachloride	9.414	117	218154	40.51	ug/L	97
38) 1,1,1-Trichloroethane	9.524	97	270215	41.00	ug/L	94
39) 2-Butanone	9.682	43	761618	214.26	ug/L	99
40) 1,1-Dichloropropene	9.700	75	229890	40.56	ug/L	97
41) tert-Butyl formate	9.864	59	1123281	417.30	ug/L	95
42) Propionitrile	10.083	54	449414	426.46	ug/L	93

Quantitation Report (QT Reviewed)

Data Path : C:\msdchem\1\data\JenniferF\12-20-2018\vc5132\
Data File : C0129325.D
Acq On : 18 Dec 2018 6:52 pm
Operator : SHANICAO
Sample : ECC5121-5 Inst : MSVOA5
Misc : MS42160,VC5132,,,,,
ALS Vial : 25 Sample Multiplier: 1

Quant Method : C:\msdchem\1\methods\RTXVMS121118.M
Quant Results File: RTXVMS121118.RES
Quant Time: Dec 20 01:24:30 2018
Quant Title : SW-846 Method 5035A/8260B
QLast Update : Wed Dec 12 08:14:44 2018
Response via : Initial Calibration

Compound	R.T.	QIon	Response	Conc	Units	Dev(Min)
43) Methacrylonitrile	10.108	41	1711220	422.46	ug/L	100
44) Benzene	10.041	78	646160	40.60	ug/L	98
45) TAME	10.193	73	540082	39.40	ug/L	99
47) 1,2-Dichloroethane	10.309	62	251470	39.99	ug/L	96
48) Trichloroethene	10.759	95	165502	40.18	ug/L	95
49) Methylcyclohexane	10.741	83	250298	35.69	ug/L	96
50) Dibromomethane	11.221	93	103038	38.63	ug/L	91
51) 1,2-Dichloropropane	11.318	63	184984	39.22	ug/L	97
52) Bromodichloromethane	11.391	83	217411	38.13	ug/L	96
53) Methyl methacrylate	11.531	41	262550	43.86	ug/L	99
54) 2-Chloroethyl vinyl ether	11.927	63	562597	159.37	ug/L	99
55) cis-1,3-Dichloropropene	11.994	75	291320	40.77	ug/L	100
58) Toluene	12.201	91	663625	39.86	ug/L	98
59) 2-Nitropropane	12.407	41	427155	200.68	ug/L	99
60) 4-Methyl-2-pentanone	12.517	43	1478996	205.52	ug/L	99
61) trans-1,3-Dichloropropene	12.566	75	257240	39.02	ug/L	90
62) Tetrachloroethene	12.541	166	156126	39.17	ug/L	98
63) Ethyl methacrylate	12.669	69	280445	42.45	ug/L	95
64) 1,1,2-Trichloroethane	12.699	83	127559	40.04	ug/L	98
65) Dibromochloromethane	12.858	129	155527	38.64	ug/L	98
66) 1,3-Dichloropropane	12.925	76	280283	40.07	ug/L	98
67) 1,2-Dibromoethane	13.052	107	155066	39.74	ug/L	100
68) 2-hexanone	13.186	43	1437121	201.23	ug/L	87
69) 1-Chlorohexane	13.405	91	212248	37.76	ug/L	95
70) Ethylbenzene	13.454	91	738243	38.28	ug/L	100
71) Chlorobenzene	13.454	112	391856	37.87	ug/L	96
72) 1,1,1,2-Tetrachloroethane	13.496	131	146114	38.66	ug/L	98
73) m,p-Xylene	13.557	91	1121844	75.56	ug/L	99
74) o-Xylene	13.880	91	581903	38.04	ug/L	99
75) Styrene	13.922	104	451911	38.62	ug/L	97
76) Bromoform	13.971	173	112492	37.91	ug/L	98
77) Isopropylbenzene	14.099	105	637410	36.75	ug/L	97
80) cis-1,4-Dichloro-2-butene	14.354	53	71936	30.20	ug/L	97
81) n-Propylbenzene	14.391	91	809670	38.24	ug/L	98
82) Bromobenzene	14.415	156	160867	38.85	ug/L	93
83) 1,1,2,2-Tetrachloroethane	14.445	83	219781	40.19	ug/L	98
84) 1,3,5-Trimethylbenzene	14.512	105	523169	36.90	ug/L	100
85) 2-Chlorotoluene	14.525	91	542261	38.77	ug/L	98
86) trans-1,4-Dichloro-2-B...	14.354	53	71936	30.20	ug/L	97
87) 1,2,3-Trichloropropane	14.561	110	68439	40.09	ug/L	95
88) Cyclohexanone	14.610	55	63307	214.59	ug/L	94
89) 4-Chlorotoluene	14.640	91	501212	38.89	ug/L	97
90) tert-Butylbenzene	14.744	91	312480	36.32	ug/L	98
92) 1,2,4-Trimethylbenzene	14.786	105	545351	37.48	ug/L	97
93) Pentachloroethane	14.792	167	92850	39.05	ug/L	90
94) sec-Butylbenzene	14.865	105	606403	36.26	ug/L	99
95) 4-Isopropyltoluene	14.944	119	504279	35.81	ug/L	100
96) 1,3-Dichlorobenzene	15.054	146	289126	37.55	ug/L	98
97) 1,4-Dichlorobenzene	15.115	146	294347	36.85	ug/L	97
98) n-Butylbenzene	15.236	92	282694	36.56	ug/L	98
99) Benzyl Chloride	15.267	126	83477	36.43	ug/L	95
100) 1,2-Dichlorobenzene	15.407	146	279899	37.83	ug/L	97
101) 1,2-Dibromo-3-Chloropr...	15.936	75	58203	38.48	ug/L	96
102) Hexachlorobutadiene	16.337	225	56476	35.31	ug/L	99
103) 1,2,4-Trichlorobenzene	16.392	180	160105	33.87	ug/L	93
104) Naphthalene	16.636	128	585610	37.23	ug/L	99
105) 1,2,3-Trichlorobenzene	16.775	180	154036	34.32	ug/L	98

Quantitation Report (QT Reviewed)

Data Path : C:\msdchem\1\data\JenniferF\12-20-2018\vc5132\
Data File : C0129325.D
Acq On : 18 Dec 2018 6:52 pm
Operator : SHANICAO
Sample : ECC5121-5 Inst : MSVOA5
Misc : MS42160,VC5132,,,,,
ALS Vial : 25 Sample Multiplier: 1

Quant Method : C:\msdchem\1\methods\RTXVMS121118.M
Quant Results File: RTXVMS121118.RES
Quant Time: Dec 20 01:24:30 2018
Quant Title : SW-846 Method 5035A/8260B
QLast Update : Wed Dec 12 08:14:44 2018
Response via : Initial Calibration

Compound	R.T.	QIon	Response	Conc	Units	Dev(Min)
107) Ethanol	5.344	45	96277m	911.96	ug/L	
108) Acrolein	5.880	56	233966	212.54	ug/L	99
109) Tert Butyl Alcohol	7.036	59	458581	397.32	ug/L	97
110) Isobutyl alcohol	10.363	43	377211	805.59	ug/L	97
111) Tert Amyl Alcohol	10.467	59	345212	392.84	ug/L	98
112) 1,4-Dioxane	11.586	88	62282	751.98	ug/L	91
113) 3,3-dimethyl-1-butanol	13.174	57	1880773	1883.31	ug/L	100

(#) = qualifier out of range (m) = manual integration (+) = signals summed

Quantitation Report (QT Reviewed)

Data Path : C:\msdchem\1\data\JenniferF\12-20-2018\vc5132\
Data File : C0129325.D
Acq On : 18 Dec 2018 6:52 pm
Operator : SHANICAO
Sample : ECC5121-5 Inst : MSVOA5
Misc : MS42160,VC5132,,,,,
ALS Vial : 25 Sample Multiplier: 1

Quant Method : C:\msdchem\1\methods\RTXVMS121118.M
Quant Results File: RTXVMS121118.RES
Quant Time: Dec 20 01:24:30 2018
Quant Title : SW-846 Method 5035A/8260B
QLast Update : Wed Dec 12 08:14:44 2018
Response via : Initial Calibration

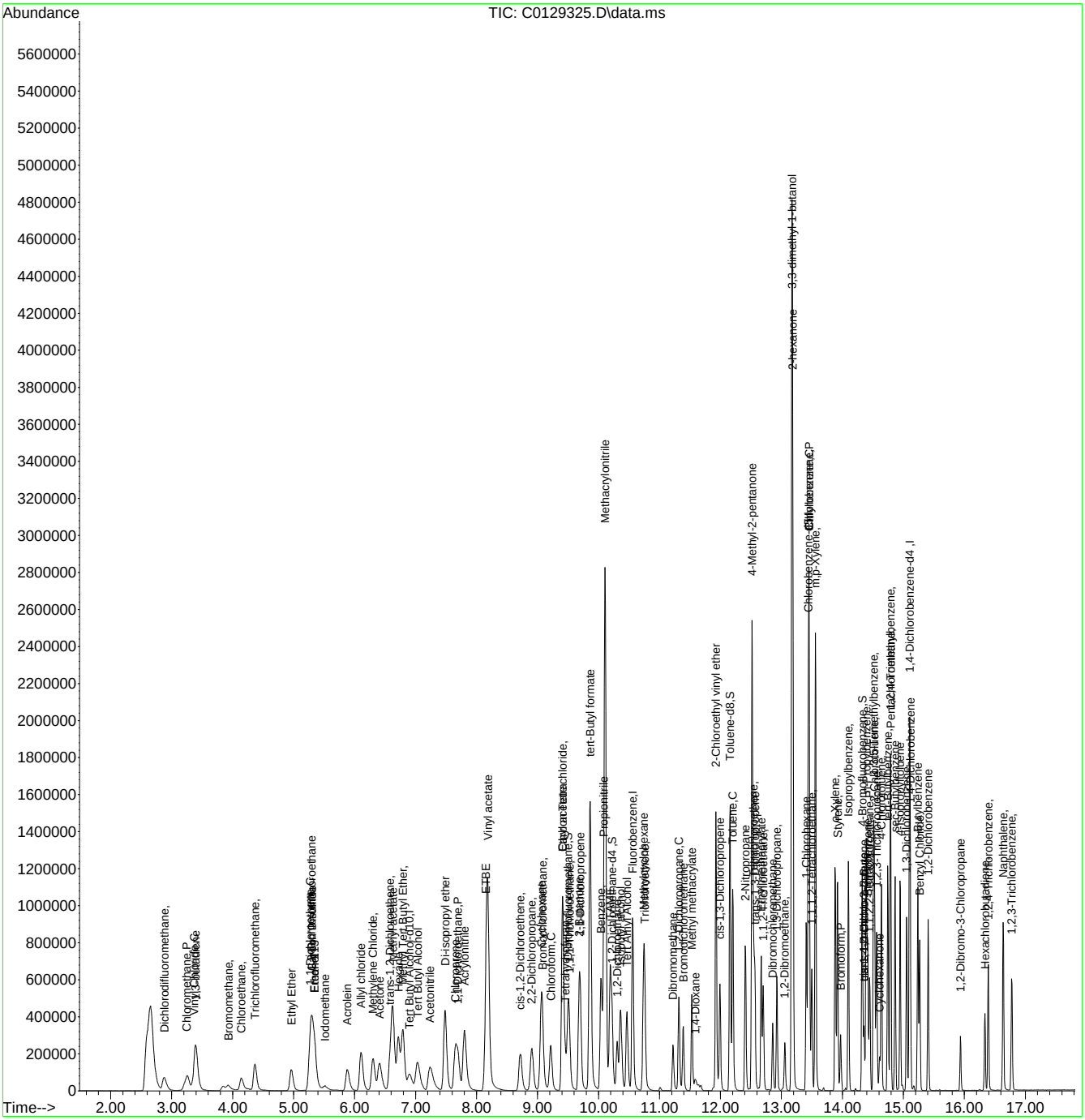

Manual Integration Approval Summary

Sample Number: VC5132-ECC5121
Lab FileID: C0129325.D
Injection Time: 12/18/18 18:52

Method: SW846 8260B
Analyst approved: 12/20/18 02:07 Jennifer Fereira
Supervisor approved: 12/20/18 12:12 Melissa Mangual

Parameter	CAS	Sig#	R.T. (min.)	Reason
Ethyl Alcohol	64-17-5		5.34	Poor instrument integration

Quantitation Report (Qedit)

Data Path : C:\msdchem\1\data\JenniferF\12-20-2018\vc5132\
Data File : C0129325.D
Acq On : 18 Dec 2018 6:52 pm
Operator : SHANICAO
Sample : ECC5121-5 Inst : MSVOA5
Misc : MS42160,VC5132,,,,,
ALS Vial : 25 Sample Multiplier: 1

Quant Method : C:\msdchem\1\methods\RTXVMS121118.M
Quant Results File: RTXVMS121118.RES
Quant Time: Dec 20 00:45:40 2018
Quant Title : SW-846 Method 5035A/8260B
QLast Update : Wed Dec 12 08:14:44 2018
Response via : Initial Calibration

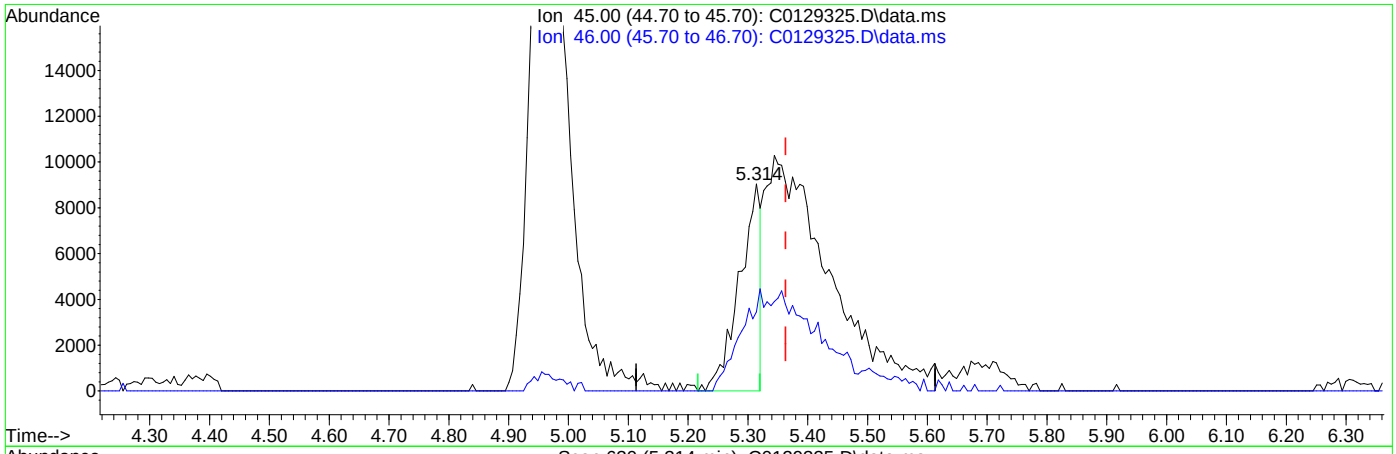

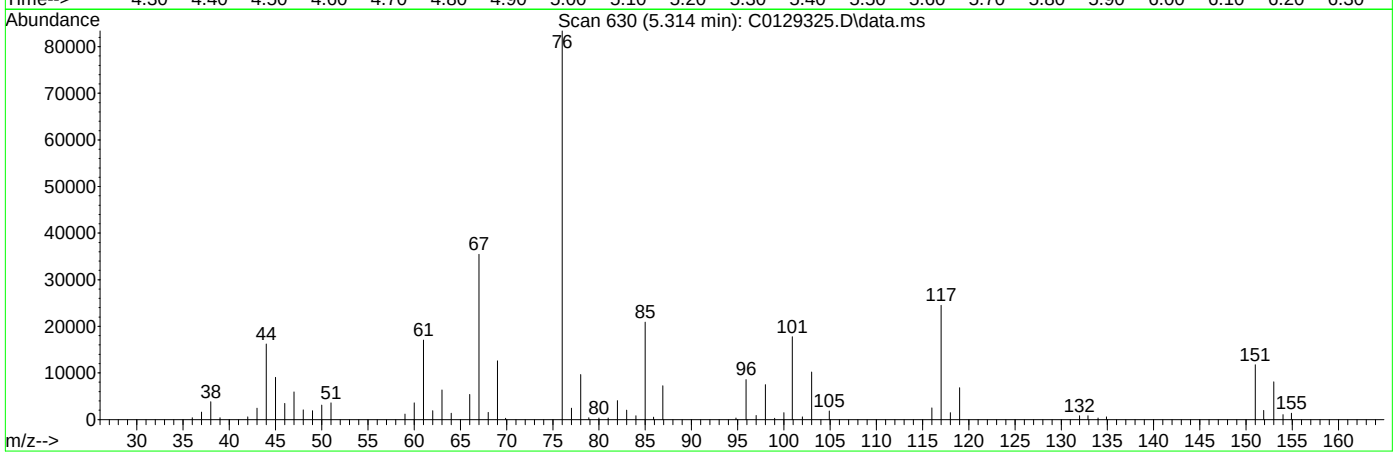

TIC: C0129325.D\data.ms

(107) Ethanol

5.314min (-0.049) 209.25ug/L

response 22091

Ion	Exp%	Act%
45.00	100	100
46.00	30.20	38.19
0.00	0.00	0.00
0.00	0.00	0.00

Quantitation Report (Qedit)

Data Path : C:\msdchem\1\data\JenniferF\12-20-2018\vc5132\
Data File : C0129325.D
Acq On : 18 Dec 2018 6:52 pm
Operator : SHANICAO
Sample : ECC5121-5 Inst : MSVOA5
Misc : MS42160,VC5132,,,,,
ALS Vial : 25 Sample Multiplier: 1

Quant Method : C:\msdchem\1\methods\RTXVMS121118.M
Quant Results File: RTXVMS121118.RES
Quant Time: Dec 20 00:45:40 2018
Quant Title : SW-846 Method 5035A/8260B
QLast Update : Wed Dec 12 08:14:44 2018
Response via : Initial Calibration

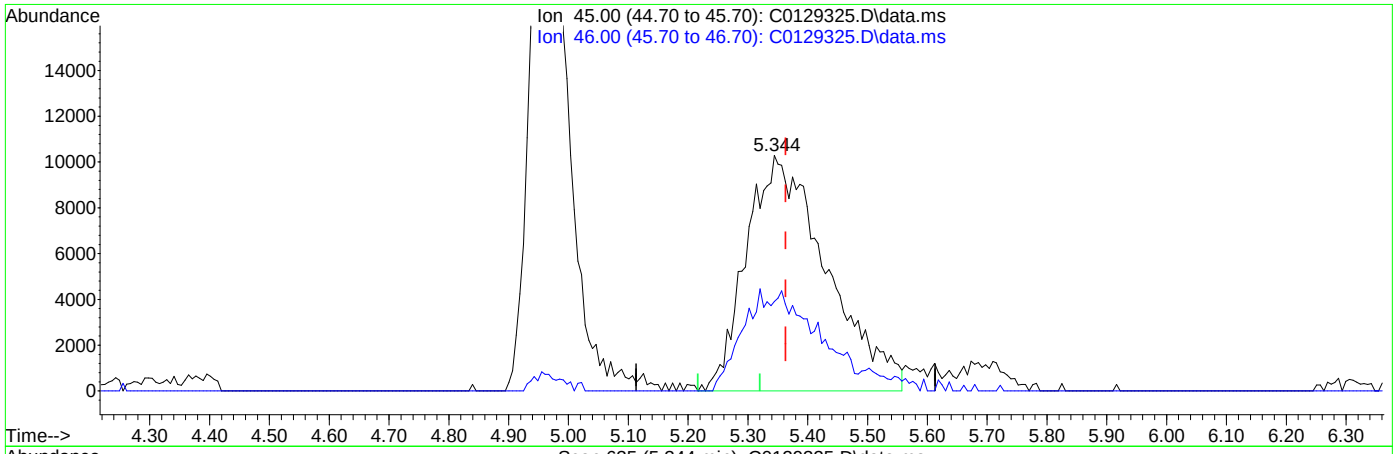

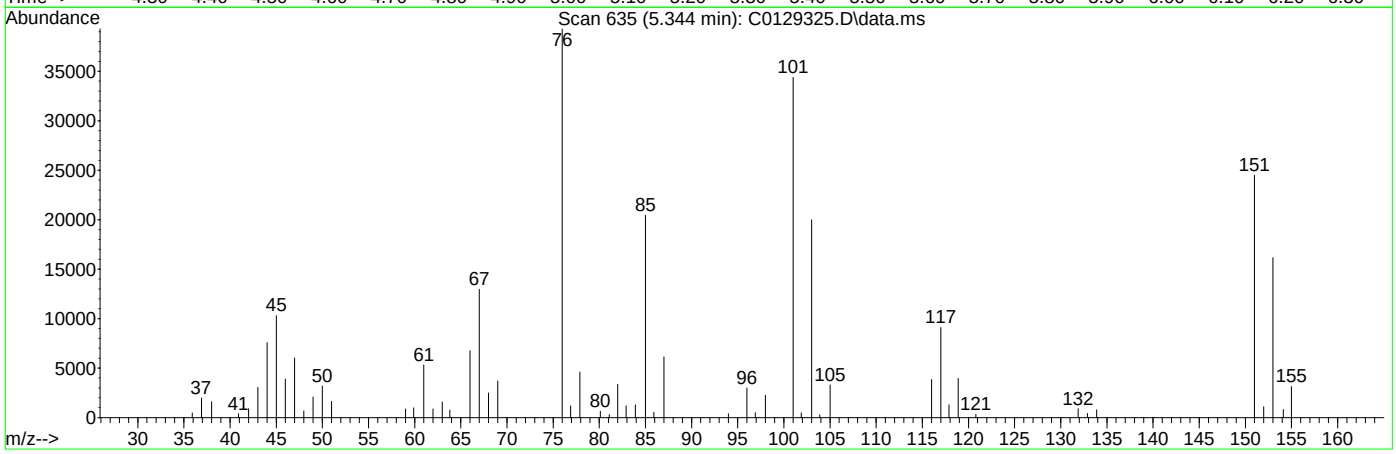

TIC: C0129325.D\data.ms

(107) Ethanol

5.344min (-0.019) 911.96ug/L m

response 96277

Ion	Exp%	Act%
45.00	100	100
46.00	30.20	37.95
0.00	0.00	0.00
0.00	0.00	0.00

Quantitation Report (QT Reviewed)

Data Path : C:\msdchem\1\data\BON\DECEMBER2018\12-20-18\vc5135\
Data File : C0129328.D
Acq On : 18 Dec 2018 8:12 pm
Operator : SHANICAO
Sample : CC5121-5
Misc : MS42131,VC5135,,,,,
ALS Vial : 28 Sample Multiplier: 1

Quant Time: Dec 19 21:57:13 2018
Quant Method : C:\msdchem\1\methods\RTXVMS121118.M
Quant Title : SW-846 Method 5035A/8260B
QLast Update : Wed Dec 12 08:14:44 2018
Response via : Initial Calibration

Compound	R.T.	QIon	Response	Conc	Units	Dev(Min)
Internal Standards						
1) Fluorobenzene	10.558	96	778056	50.00	ug/L	0.00
56) Chlorobenzene-d5	13.442	117	558999	50.00	ug/L	0.00
78) 1,4-Dichlorobenzene-d4	15.102	152	280449	50.00	ug/L	0.00
106) Tert Butyl Alcohol-d10	6.908	65	225486	250.00	ug/L	0.01
System Monitoring Compounds						
36) Dibromofluoromethane	9.499	113	186436	50.01	ug/L	0.00
Spiked Amount 50.000	Range 83 - 118		Recovery = 100.02%			
46) 1,2-Dichloroethane-d4	10.223	65	244317	49.76	ug/L	0.00
Spiked Amount 50.000	Range 79 - 125		Recovery = 99.52%			
57) Toluene-d8	12.158	98	779930	48.63	ug/L	0.00
Spiked Amount 50.000	Range 85 - 112		Recovery = 97.26%			
79) 4-Bromofluorobenzene	14.324	174	220336	50.47	ug/L	0.00
Spiked Amount 50.000	Range 83 - 118		Recovery = 100.94%			
Target Compounds						Qvalue
2) Dichlorodifluoromethane	2.874	85	188051	51.20	ug/L	100
3) Chloromethane	3.239	50	168724	46.84	ug/L	97
4) 1,3-butadiene	3.398	39	235707	60.20	ug/L	99
5) Vinyl Chloride	3.361	62	197464	45.61	ug/L	96
6) Bromomethane	3.927	94	42973	42.18	ug/L	95
7) Chloroethane	4.140	64	123366	56.56	ug/L	96
8) Trichlorofluoromethane	4.359	101	228001	43.78	ug/L	91
9) Ethyl Ether	4.967	59	145813	41.25	ug/L	92
10) 1,2-Dichlorotrifluoroe...	5.296	67	158214	41.98	ug/L	94
11) 1,1-Dichloroethene	5.265	61	229231	42.71	ug/L	98
12) Freon 113	5.338	101	125471	41.60	ug/L	93
13) Carbon Disulfide	5.296	76	383842	41.95	ug/L	96
14) Iodomethane	5.503	142	49291	28.72	ug/L	98
15) Allyl chloride	6.105	41	262154	42.55	ug/L	97
16) Methylene Chloride	6.306	49	219190	38.15	ug/L	96
17) Acetone	6.415	43	390020	207.68	ug/L	95
18) Methyl acetate	6.634	43	1076853	223.61	ug/L	99
19) trans-1,2-Dichloroethene	6.579	61	211439	40.38	ug/L	98
20) Hexane	6.719	56	127022	35.94	ug/L	95
21) Methyl Tert Butyl Ether	6.798	73	487108	40.81	ug/L	96
22) Acetonitrile	7.242	41	356787	453.29	ug/L	96
23) Di-isopropyl ether	7.486	45	601027	39.62	ug/L	98
24) Chloroprene	7.650	53	240638	39.34	ug/L	97
25) 1,1-Dichloroethane	7.693	63	264780	40.43	ug/L	94
26) Acrylonitrile	7.802	52	387174	215.85	ug/L	96
27) ETBE	8.161	59	574536	40.38	ug/L	99
28) Vinyl acetate	8.185	43	2280735	206.40	ug/L	99
29) cis-1,2-Dichloroethene	8.715	96	142850	41.73	ug/L	96
30) 2,2-Dichloropropane	8.903	77	221096	38.05	ug/L	100
31) Bromochloromethane	9.080	128	60246	38.65	ug/L	92
32) Cyclohexane	9.068	56	289596	40.26	ug/L	99
33) Chloroform	9.220	83	252701	40.77	ug/L	97
34) Ethyl acetate	9.414	43	1312235	217.92	ug/L	99
35) Tetrahydrofuran	9.457	42	101552	40.42	ug/L	89
37) Carbon Tetrachloride	9.408	117	198743	41.90	ug/L	98
38) 1,1,1-Trichloroethane	9.518	97	244260	42.08	ug/L	95
39) 2-Butanone	9.682	43	675188	215.63	ug/L	100
40) 1,1-Dichloropropene	9.700	75	203642	40.78	ug/L	97
41) tert-Butyl formate	9.864	59	999455	421.46	ug/L	97
42) Propionitrile	10.083	54	407568	439.05	ug/L	90
43) Methacrylonitrile	10.108	41	1489259	417.11	ug/L	99
44) Benzene	10.041	78	565367	40.33	ug/L	100
45) TAME	10.193	73	472708	39.13	ug/L	99
47) 1,2-Dichloroethane	10.309	62	218753	39.49	ug/L	99
48) Trichloroethene	10.759	95	148582	40.95	ug/L	96
49) Methylcyclohexane	10.741	83	217596	35.20	ug/L	97

Quantitation Report (QT Reviewed)

Data Path : C:\msdchem\1\data\BON\DECEMBER2018\12-20-18\vc5135\
Data File : C0129328.D
Acq On : 18 Dec 2018 8:12 pm
Operator : SHANICAO
Sample : CC5121-5
Misc : MS42131,VC5135,,,,,
ALS Vial : 28 Sample Multiplier: 1

Quant Time: Dec 19 21:57:13 2018
Quant Method : C:\msdchem\1\methods\RTXVMS121118.M
Quant Title : SW-846 Method 5035A/8260B
QLast Update : Wed Dec 12 08:14:44 2018
Response via : Initial Calibration

Compound	R.T.	QIon	Response	Conc	Units	Dev(Min)
50) Dibromomethane	11.221	93	91719	39.07	ug/L	96
51) 1,2-Dichloropropane	11.318	63	160033	38.46	ug/L	94
52) Bromodichloromethane	11.391	83	191454	38.12	ug/L	98
53) Methyl methacrylate	11.531	41	224773	42.56	ug/L	97
54) 2-Chloroethyl vinyl ether	11.927	63	520074	167.66	ug/L	98
55) cis-1,3-Dichloropropene	11.994	75	254137	40.37	ug/L	99
58) Toluene	12.201	91	584795	39.19	ug/L	99
59) 2-Nitropropane	12.407	41	385925	202.22	ug/L	99
60) 4-Methyl-2-pentanone	12.517	43	1292104	200.29	ug/L	99
61) trans-1,3-Dichloropropene	12.566	75	223884	37.89	ug/L	95
62) Tetrachloroethene	12.541	166	145575	40.74	ug/L	96
63) Ethyl methacrylate	12.669	69	245458	41.46	ug/L	99
64) 1,1,2-Trichloroethane	12.699	83	113702	39.81	ug/L	97
65) Dibromochloromethane	12.858	129	138224	38.31	ug/L	97
66) 1,3-Dichloropropane	12.925	76	241326	38.48	ug/L	99
67) 1,2-Dibromoethane	13.058	107	139879	39.99	ug/L	100
68) 2-hexanone	13.186	43	1281875	200.18	ug/L	87
69) 1-Chlorohexane	13.405	91	186958	37.10	ug/L	98
70) Ethylbenzene	13.454	91	658015	38.06	ug/L	100
71) Chlorobenzene	13.454	112	352748	38.03	ug/L	96
72) 1,1,1,2-Tetrachloroethane	13.496	131	134713	39.76	ug/L	95
73) m,p-Xylene	13.557	91	1015300	76.28	ug/L	98
74) o-Xylene	13.886	91	525282	38.31	ug/L	98
75) Styrene	13.922	104	406261	38.73	ug/L	98
76) Bromoform	13.971	173	103516	38.92	ug/L	96
77) Isopropylbenzene	14.099	105	580269	37.32	ug/L	97
80) cis-1,4-Dichloro-2-butene	14.354	53	61754	28.03	ug/L	94
81) n-Propylbenzene	14.391	91	725432	37.02	ug/L	100
82) Bromobenzene	14.415	156	145728	38.03	ug/L	98
83) 1,1,2,2-Tetrachloroethane	14.445	83	200143	39.54	ug/L	99
84) 1,3,5-Trimethylbenzene	14.512	105	484359	36.90	ug/L	98
85) 2-Chlorotoluene	14.525	91	487219	37.64	ug/L	98
86) trans-1,4-Dichloro-2-B...	14.354	53	61754	28.03	ug/L	91
87) 1,2,3-Trichloropropane	14.561	110	63331	40.08	ug/L	93
88) Cyclohexanone	14.610	55	57177	209.39	ug/L	98
89) 4-Chlorotoluene	14.640	91	448301	37.58	ug/L	97
90) tert-Butylbenzene	14.744	91	282052	35.42	ug/L	97
92) 1,2,4-Trimethylbenzene	14.786	105	493348	36.63	ug/L	98
93) Pentachloroethane	14.792	167	84177	38.24	ug/L	93
94) sec-Butylbenzene	14.865	105	550870	35.59	ug/L	100
95) 4-Isopropyltoluene	14.950	119	458347	35.17	ug/L	98
96) 1,3-Dichlorobenzene	15.054	146	265363	37.23	ug/L	98
97) 1,4-Dichlorobenzene	15.115	146	269636	36.46	ug/L	96
98) n-Butylbenzene	15.236	92	254524	35.56	ug/L	97
99) Benzyl Chloride	15.267	126	73041	34.44	ug/L	97
100) 1,2-Dichlorobenzene	15.407	146	255309	37.28	ug/L	99
101) 1,2-Dibromo-3-Chloropr...	15.936	75	56360	40.24	ug/L	93
102) Hexachlorobutadiene	16.337	225	53543	36.16	ug/L	98
103) 1,2,4-Trichlorobenzene	16.392	180	153152	35.01	ug/L	96
104) Naphthalene	16.636	128	573610	39.40	ug/L	100
105) 1,2,3-Trichlorobenzene	16.775	180	144618	34.81	ug/L	94
107) Ethanol	5.350	45	85490	834.94	ug/L	80
108) Acrolein	5.886	56	201164	187.90	ug/L	99
109) Tert Butyl Alcohol	7.042	59	429367	383.70	ug/L	96
110) Isobutyl alcohol	10.363	43	350069	772.76	ug/L	97
111) Tert Amyl Alcohol	10.467	59	320771	377.67	ug/L	97
112) 1,4-Dioxane	11.586	88	57350	712.04	ug/L	92
113) 3,3-dimethyl-1-butanol	13.174	57	1748820	1805.57	ug/L	99

(#) = qualifier out of range (m) = manual integration (+) = signals summed

Quantitation Report (QT Reviewed)

Data Path : C:\msdchem\1\data\BON\DECEMBER2018\12-20-18\vc5135\
Data File : C0129328.D
Acq On : 18 Dec 2018 8:12 pm
Operator : SHANICAO
Sample : CC5121-5
Misc : MS42131,VC5135,,,,,
ALS Vial : 28 Sample Multiplier: 1

Quant Time: Dec 19 21:57:13 2018
Quant Method : C:\msdchem\1\methods\RTXVMS121118.M
Quant Title : SW-846 Method 5035A/8260B
QLast Update : Wed Dec 12 08:14:44 2018
Response via : Initial Calibration

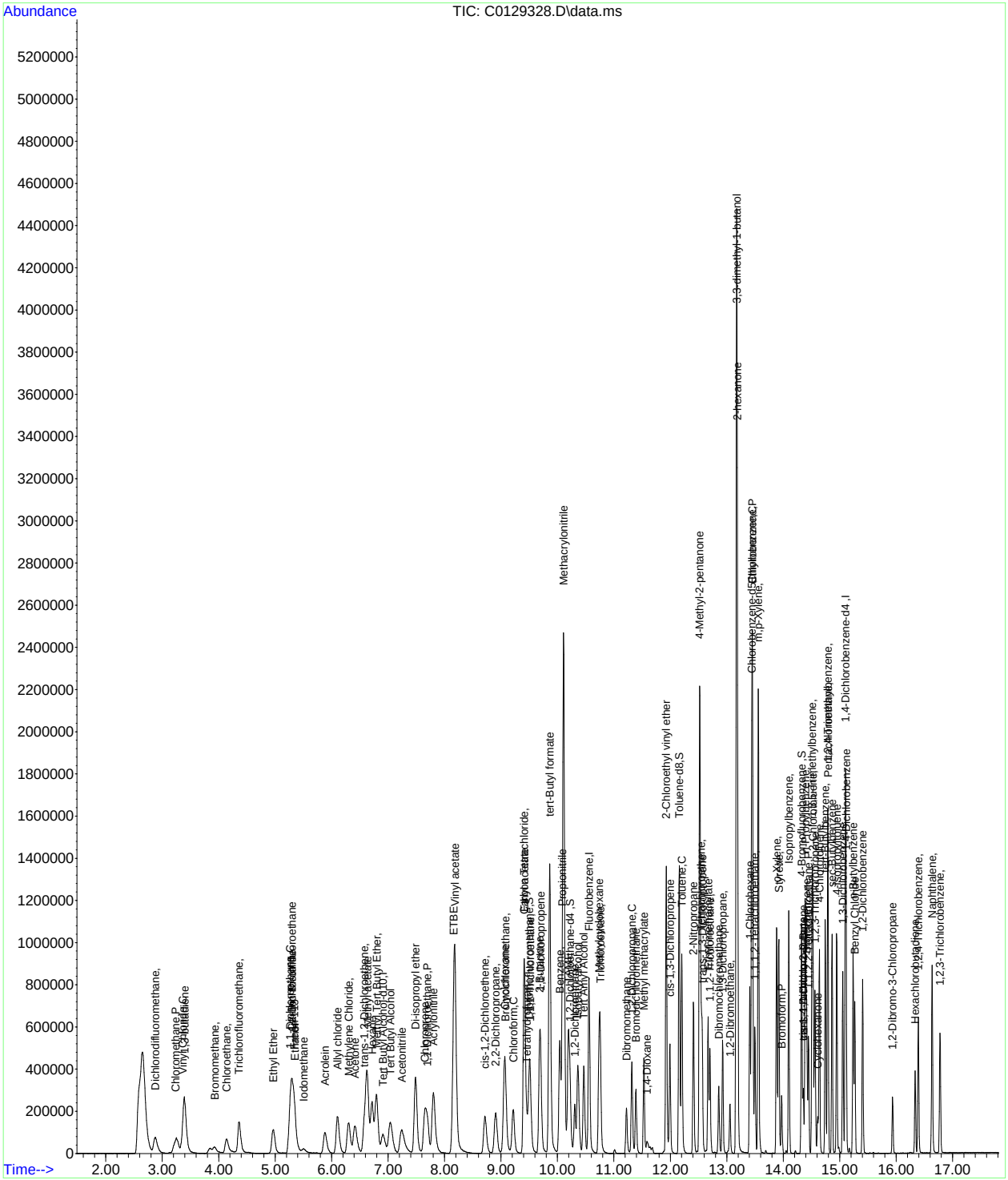

Quantitation Report (QT Reviewed)

Data Path : C:\msdchem\1\data\BON\DECEMBER2018\12-20-18\vc5135\
Data File : C0129349.D
Acq On : 19 Dec 2018 5:26 am
Operator : SHANICAO
Sample : ECC5121-5
Misc : MS42131,VC5135,,,,,
ALS Vial : 49 Sample Multiplier: 1

Quant Time: Dec 19 21:58:17 2018
Quant Method : C:\msdchem\1\methods\RTXVMS121118.M
Quant Title : SW-846 Method 5035A/8260B
QLast Update : Wed Dec 12 08:14:44 2018
Response via : Initial Calibration

Compound	R.T.	QIon	Response	Conc	Units		Dev(Min)
Internal Standards							
1) Fluorobenzene	10.558	96	832219	50.00	ug/L		0.00
56) Chlorobenzene-d5	13.442	117	620935	50.00	ug/L		0.00
78) 1,4-Dichlorobenzene-d4	15.102	152	305435	50.00	ug/L		0.00
106) Tert Butyl Alcohol-d10	6.908	65	231870	250.00	ug/L		0.01
System Monitoring Compounds							
36) Dibromofluoromethane	9.493	113	195828	49.11	ug/L		0.00
Spiked Amount 50.000	Range 83 - 118		Recovery = 98.22%				
46) 1,2-Dichloroethane-d4	10.223	65	257468	49.03	ug/L		0.00
Spiked Amount 50.000	Range 79 - 125		Recovery = 98.06%				
57) Toluene-d8	12.158	98	878113	49.29	ug/L		0.00
Spiked Amount 50.000	Range 85 - 112		Recovery = 98.58%				
79) 4-Bromofluorobenzene	14.324	174	240411	50.56	ug/L		0.00
Spiked Amount 50.000	Range 83 - 118		Recovery = 101.12%				
Target Compounds							Qvalue
2) Dichlorodifluoromethane	2.874	85	185508	47.01	ug/L		98
3) Chloromethane	3.233	50	156722	40.63	ug/L		96
4) 1,3-butadiene	3.392	39	268098	64.09	ug/L		99
5) Vinyl Chloride	3.361	62	201442	43.50	ug/L		92
6) Bromomethane	3.921	94	23553	21.61	ug/L		91
7) Chloroethane	4.140	64	120290	51.35	ug/L		98
8) Trichlorofluoromethane	4.365	101	231294	41.37	ug/L		96
9) Ethyl Ether	4.967	59	137258	36.30	ug/L		99
10) 1,2-Dichlorotrifluoroe...	5.296	67	161146	39.97	ug/L		92
11) 1,1-Dichloroethene	5.253	61	229734	40.02	ug/L		98
12) Freon 113	5.338	101	126108	39.09	ug/L		94
13) Carbon Disulfide	5.302	76	381410	38.98	ug/L		98
14) Iodomethane	5.503	142	42472	23.11	ug/L		92
15) Allyl chloride	6.105	41	268456	40.59	ug/L		94
16) Methylene Chloride	6.299	49	237852	38.72	ug/L		97
17) Acetone	6.415	43	416942	207.56	ug/L		96
18) Methyl acetate	6.628	43	1119480	217.80	ug/L		98
19) trans-1,2-Dichloroethene	6.579	61	226849	40.50	ug/L		95
20) Hexane	6.719	56	125740	32.50	ug/L	#	91
21) Methyl Tert Butyl Ether	6.798	73	513382	40.22	ug/L		84
22) Acetonitrile	7.236	41	371878	439.46	ug/L		97
23) Di-isopropyl ether	7.486	45	642658	39.61	ug/L		100
24) Chloroprene	7.656	53	247251	37.77	ug/L		97
25) 1,1-Dichloroethane	7.693	63	280470	40.04	ug/L		93
26) Acrylonitrile	7.808	52	406010	211.67	ug/L		99
27) ETBE	8.161	59	605439	39.78	ug/L		97
28) Vinyl acetate	8.179	43	2364076	200.02	ug/L		99
29) cis-1,2-Dichloroethene	8.715	96	148302	40.50	ug/L		98
30) 2,2-Dichloropropane	8.903	77	187490	30.17	ug/L		92
31) Bromochloromethane	9.080	128	64579	38.74	ug/L		93
32) Cyclohexane	9.061	56	301322	39.17	ug/L		98
33) Chloroform	9.213	83	262434	39.58	ug/L		97
34) Ethyl acetate	9.414	43	1386983	215.34	ug/L		99
35) Tetrahydrofuran	9.457	42	97710	36.04	ug/L		92
37) Carbon Tetrachloride	9.408	117	200365	39.49	ug/L		97
38) 1,1,1-Trichloroethane	9.512	97	251393	40.49	ug/L		97
39) 2-Butanone	9.682	43	714584	213.36	ug/L		100
40) 1,1-Dichloropropene	9.706	75	215419	40.33	ug/L		94
41) tert-Butyl formate	9.864	59	1044144	411.74	ug/L		97
42) Propionitrile	10.083	54	421175	424.18	ug/L		88
43) Methacrylonitrile	10.108	41	1598361	418.60	ug/L		100
44) Benzene	10.041	78	600724	40.06	ug/L		99
45) TAME	10.193	73	495987	38.33	ug/L		97
47) 1,2-Dichloroethane	10.309	62	235634	39.77	ug/L		99
48) Trichloroethene	10.759	95	157863	40.68	ug/L		97
49) Methylcyclohexane	10.734	83	230926	34.91	ug/L		97

Quantitation Report (QT Reviewed)

Data Path : C:\msdchem\1\data\BON\DECEMBER2018\12-20-18\vc5135\
Data File : C0129349.D
Acq On : 19 Dec 2018 5:26 am
Operator : SHANICAO
Sample : ECC5121-5
Misc : MS42131,VC5135,,,,,
ALS Vial : 49 Sample Multiplier: 1

Quant Time: Dec 19 21:58:17 2018
Quant Method : C:\msdchem\1\methods\RTXVMS121118.M
Quant Title : SW-846 Method 5035A/8260B
QLast Update : Wed Dec 12 08:14:44 2018
Response via : Initial Calibration

	Compound	R.T.	QIon	Response	Conc	Units	Dev(Min)
50)	Dibromomethane	11.221	93	97216	38.69	ug/L	95
51)	1,2-Dichloropropane	11.318	63	174021	39.15	ug/L	98
52)	Bromodichloromethane	11.391	83	204361	38.03	ug/L	98
53)	Methyl methacrylate	11.531	41	248479	44.07	ug/L	99
54)	2-Chloroethyl vinyl ether	11.927	63	618418	187.53	ug/L	99
55)	cis-1,3-Dichloropropene	11.994	75	266792	39.62	ug/L	100
58)	Toluene	12.201	91	645264	38.93	ug/L	100
59)	2-Nitropropane	12.407	41	437656	206.37	ug/L	98
60)	4-Methyl-2-pentanone	12.517	43	1507398	210.35	ug/L	100
61)	trans-1,3-Dichloropropene	12.566	75	242328	36.92	ug/L	95
62)	Tetrachloroethene	12.541	166	166562	41.97	ug/L	98
63)	Ethyl methacrylate	12.669	69	279181	42.44	ug/L	92
64)	1,1,2-Trichloroethane	12.699	83	126955	40.02	ug/L	94
65)	Dibromochloromethane	12.858	129	154777	38.62	ug/L	99
66)	1,3-Dichloropropane	12.924	76	277021	39.77	ug/L	97
67)	1,2-Dibromoethane	13.058	107	152896	39.35	ug/L	99
68)	2-hexanone	13.186	43	1494579	210.49	ug/L	86
69)	1-Chlorohexane	13.405	91	204385	36.52	ug/L	95
70)	Ethylbenzene	13.454	91	728758	37.95	ug/L	100
71)	Chlorobenzene	13.454	112	392023	38.05	ug/L	96
72)	1,1,1,2-Tetrachloroethane	13.496	131	146895	39.03	ug/L	98
73)	m,p-Xylene	13.557	91	1115921	75.48	ug/L	99
74)	o-Xylene	13.886	91	584085	38.34	ug/L	99
75)	Styrene	13.922	104	447854	38.44	ug/L	98
76)	Bromoform	13.971	173	111264	37.66	ug/L	99
77)	Isopropylbenzene	14.099	105	638456	36.97	ug/L	100
80)	cis-1,4-Dichloro-2-butene	14.354	53	42665	17.83	ug/L	92
81)	n-Propylbenzene	14.391	91	791140	37.07	ug/L	97
82)	Bromobenzene	14.415	156	159918	38.32	ug/L	100
83)	1,1,2,2-Tetrachloroethane	14.445	83	221415	40.17	ug/L	94
84)	1,3,5-Trimethylbenzene	14.512	105	524310	36.68	ug/L	99
85)	2-Chlorotoluene	14.524	91	533349	37.83	ug/L	98
86)	trans-1,4-Dichloro-2-B...	14.354	53	42665	17.83	ug/L	90
87)	1,2,3-Trichloropropane	14.561	110	70696	41.08	ug/L	94
88)	Cyclohexanone	14.610	55	65786	221.21	ug/L	96
89)	4-Chlorotoluene	14.640	91	492597	37.92	ug/L	95
90)	tert-Butylbenzene	14.743	91	312492	36.03	ug/L	99
92)	1,2,4-Trimethylbenzene	14.786	105	536862	36.60	ug/L	98
93)	Pentachloroethane	14.792	167	79684	33.24	ug/L	89
94)	sec-Butylbenzene	14.865	105	601747	35.69	ug/L	99
95)	4-Isopropyltoluene	14.950	119	496960	35.01	ug/L	98
96)	1,3-Dichlorobenzene	15.054	146	284095	36.60	ug/L	96
97)	1,4-Dichlorobenzene	15.115	146	295100	36.64	ug/L	96
98)	n-Butylbenzene	15.236	92	265873	34.11	ug/L	97
99)	Benzyl Chloride	15.267	126	56237	24.36	ug/L	98
100)	1,2-Dichlorobenzene	15.407	146	276597	37.09	ug/L	98
101)	1,2-Dibromo-3-Chloropr...	15.936	75	59744	39.17	ug/L	93
102)	Hexachlorobutadiene	16.337	225	55724	34.57	ug/L	96
103)	1,2,4-Trichlorobenzene	16.392	180	161107	33.81	ug/L	93
104)	Naphthalene	16.635	128	602784	38.02	ug/L	99
105)	1,2,3-Trichlorobenzene	16.775	180	156336	34.55	ug/L	97
107)	Ethanol	5.350	45	81327	772.41	ug/L	87
108)	Acrolein	5.886	56	182452	165.32	ug/L	99
109)	Tert Butyl Alcohol	7.036	59	430919	374.58	ug/L	99
110)	Isobutyl alcohol	10.363	43	377113	807.42	ug/L	96
111)	Tert Amyl Alcohol	10.467	59	342132	390.58	ug/L	97
112)	1,4-Dioxane	11.592	88	61746	747.26	ug/L	99
113)	3,3-dimethyl-1-butanol	13.174	57	1989510	1997.52	ug/L	100

(#) = qualifier out of range (m) = manual integration (+) = signals summed

Quantitation Report (QT Reviewed)

Data Path : C:\msdchem\1\data\BON\DECEMBER2018\12-20-18\vc5135\
Data File : C0129349.D
Acq On : 19 Dec 2018 5:26 am
Operator : SHANICAO
Sample : ECC5121-5
Misc : MS42131,VC5135,,,,,
ALS Vial : 49 Sample Multiplier: 1

Quant Time: Dec 19 21:58:17 2018
Quant Method : C:\msdchem\1\methods\RTXVMS121118.M
Quant Title : SW-846 Method 5035A/8260B
QLast Update : Wed Dec 12 08:14:44 2018
Response via : Initial Calibration

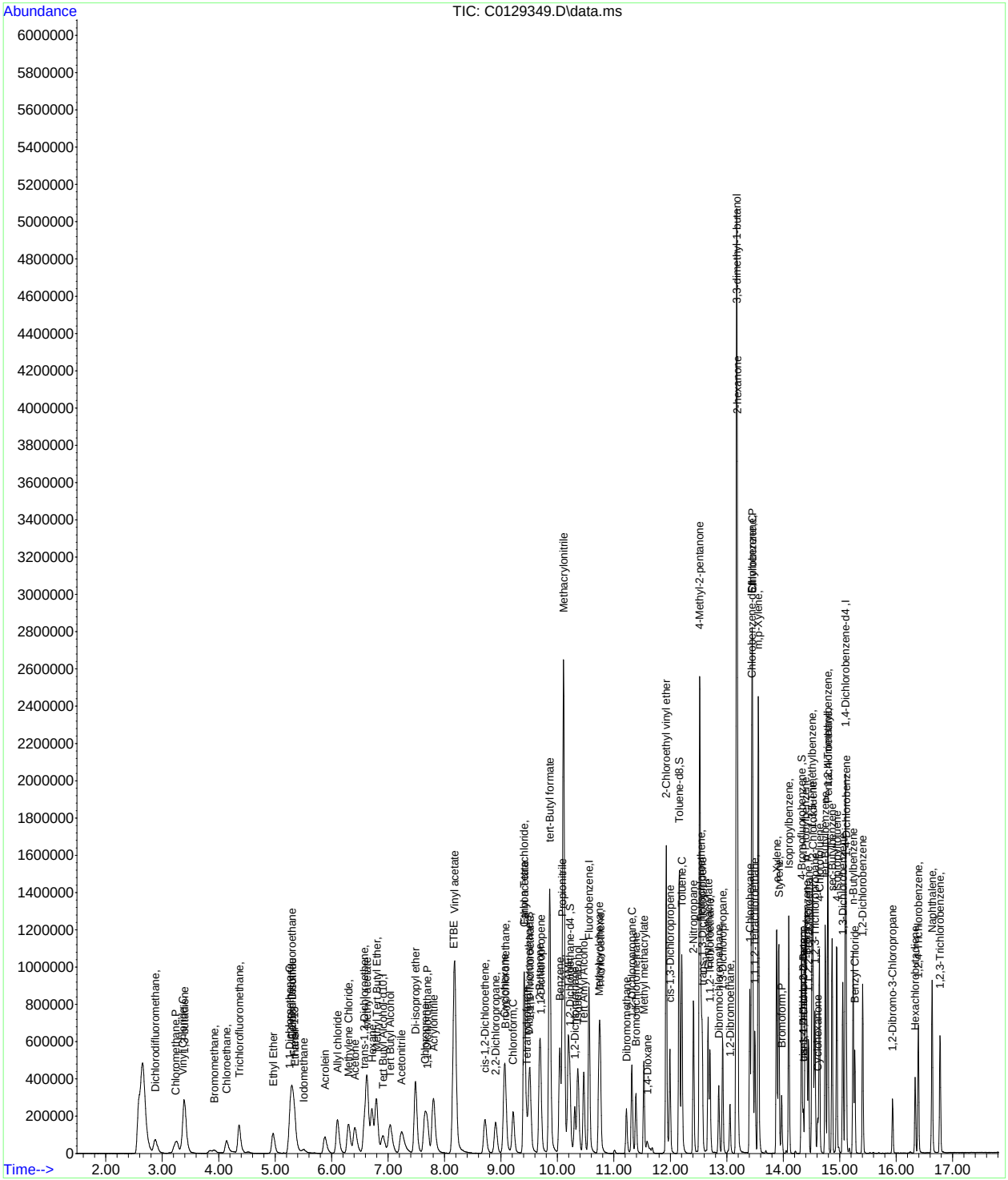

Manual Integrations APPROVED (compounds with "m" flag)
Juan Garcia
12/13/18 11:26

Quantitation Report (QT Reviewed)

Data Path : C:\msdchem\2\DATA\121218\
Data File : I59298.D
Acq On : 12 Dec 2018 1:11 pm
Operator : ANAJ
Sample : IC1803-1 Inst : MSVOA16
Misc : MS42092,VI1803,,,,,
ALS Vial : 1 Sample Multiplier: 1

Quant Time: Dec 12 13:41:58 2018
Quant Method : C:\msdchem\2\METHODS\I-December1218.M
Quant Title : SW-846 Method 5035A/8260B
QLast Update : Wed Nov 28 16:54:23 2018
Response via : Initial Calibration

Compound	R.T.	QIon	Response	Conc	Units		Dev(Min)
Internal Standards							
1) Fluorobenzene	9.405	96	805127	50.00	ug/L		0.00
56) Chlorobenzene-d5	12.453	117	595992	50.00	ug/L		0.00
78) 1,4-Dichlorobenzene-d4	14.129	152	327950	50.00	ug/L		0.00
106) Tert Butyl Alcohol-d10	5.613	65	39726	250.00	ug/L		0.00
System Monitoring Compounds							
36) Dibromofluoromethane	8.063	113	242737	50.91	ug/L		0.00
Spiked Amount 50.000	Range 83 - 118		Recovery = 101.82%				
46) 1,2-Dichloroethane-d4	8.984	65	338248	59.69	ug/L		0.00
Spiked Amount 50.000	Range 79 - 125		Recovery = 119.38%				
57) Toluene-d8	11.142	98	781764	52.63	ug/L		0.00
Spiked Amount 50.000	Range 85 - 112		Recovery = 105.26%				
79) 4-Bromofluorobenzene	13.349	174	238110	51.35	ug/L		0.00
Spiked Amount 50.000	Range 83 - 118		Recovery = 102.70%				
Target Compounds							Qvalue
2) Dichlorodifluoromethane	2.156	85	4403	0.83	ug/L		97
3) Chloromethane	2.461	50	12054	1.28	ug/L		97
4) 1,3-Butadiene	2.601	39	4188m	0.89	ug/L		
5) Vinyl Chloride	2.564	62	5140	0.83	ug/L		96
6) Bromomethane	3.058	94	3324	0.81	ug/L		98
7) Chloroethane	3.247	64	2438m	0.89	ug/L		
8) Trichlorofluoromethane	3.448	101	7384	0.90	ug/L		97
9) Ethyl Ether	3.894	59	3261	0.84	ug/L		97
10) 1,2-Dichlorotrifluoroe...	4.259	67	5071m	0.85	ug/L		
11) 1,1-Dichloroethene	4.204	61	7553m	0.94	ug/L		
12) Freon 113	4.302	101	2552m	0.51	ug/L		
13) Carbon Disulfide	4.241	76	10708	0.76	ug/L		80
14) Iodomethane	4.418	142	4652	0.63	ug/L		79
15) Allyl chloride	4.918	41	6149	0.93	ug/L		93
16) Methylene Chloride	5.113	49	12704m	1.47	ug/L		
17) Acetone	5.143	43	6690	5.80	ug/L		84
18) Methyl acetate	5.357	43	14267	4.58	ug/L		97
19) trans-1,2-Dichloroethene	5.344	61	6439	0.92	ug/L		93
20) Hexane	5.485	56	3567	0.73	ug/L	#	70
21) Methyl Tert Butyl Ether	5.540	73	6933	1.15	ug/L		89
22) Acetonitrile	5.850	41	4118	8.48	ug/L		98
23) Di-isopropyl ether	6.174	45	18203	1.34	ug/L		92
24) Chloroprene	6.283	53	6873	1.20	ug/L		90
25) 1,1-Dichloroethane	6.314	63	11745	1.30	ug/L		99
26) Acrylonitrile	6.381	53	8429	6.60	ug/L		84
27) ETBE	6.789	59	8037	0.81	ug/L		92
28) Vinyl acetate	6.777	43	34009	3.81	ug/L		85
29) cis-1,2-Dichloroethene	7.240	96	3804	0.92	ug/L		85
30) 2,2-Dichloropropane	7.423	77	1747	0.87	ug/L		57
31) Bromochloromethane	7.594	128	2611	1.08	ug/L	#	80
32) Cyclohexane	7.606	56	3378	0.49	ug/L	#	79
33) Chloroform	7.753	83	11199	1.29	ug/L		86
34) Ethyl acetate	8.027	43	12162	3.03	ug/L		90

Quantitation Report (QT Reviewed)

Data Path : C:\msdchem\2\DATA\121218\
Data File : I59298.D
Acq On : 12 Dec 2018 1:11 pm
Operator : ANAJ
Sample : IC1803-1 Inst : MSVOA16
Misc : MS42092,VI1803,,,,,
ALS Vial : 1 Sample Multiplier: 1

Quant Time: Dec 12 13:41:58 2018
Quant Method : C:\msdchem\2\METHODS\I-December1218.M
Quant Title : SW-846 Method 5035A/8260B
QLast Update : Wed Nov 28 16:54:23 2018
Response via : Initial Calibration

Compound	R.T.	QIon	Response	Conc Units	Dev(Min)
35) Tetrahydrofuran	8.045	42	1800	0.85 ug/L #	73
37) Carbon Tetrachloride	7.984	117	6377	1.09 ug/L	94
38) 1,1,1-Trichloroethane	8.106	97	8065	1.23 ug/L	89
39) 2-Butanone	8.338	43	5915m	4.91 ug/L	
40) 1,1-Dichloropropene	8.344	75	3621	0.65 ug/L	84
41) tert-Butyl formate	8.557	59	5936	12.56 ug/L	94
42) Propionitrile	8.819	54	4681	9.21 ug/L #	47
43) Methacrylonitrile	8.844	41	18149	6.96 ug/L	93
44) Benzene	8.777	78	15309	0.84 ug/L	99
45) TAME	9.021	73	6048	0.71 ug/L #	68
47) 1,2-Dichloroethane	9.100	62	9383	1.35 ug/L	97
48) Trichloroethene	9.661	95	5380	1.11 ug/L	92
49) Methylcyclohexane	9.630	83	4869	0.67 ug/L	85
50) Dibromomethane	10.154	93	3072	1.11 ug/L	83
51) 1,2-Dichloropropane	10.246	63	4771	0.99 ug/L	93
52) Bromodichloromethane	10.337	83	6510	1.13 ug/L	95
54) 2-Chloroethyl vinyl ether	10.935	63	3762	1.33 ug/L	92
55) cis-1,3-Dichloropropene	10.984	75	4403	2.18 ug/L	86
58) Toluene	11.203	91	21596	1.24 ug/L	99
59) 2-Nitropropane	11.386	41	4843	7.37 ug/L	89
60) 4-Methyl-2-pentanone	11.532	43	13334	4.33 ug/L	94
61) trans-1,3-Dichloropropene	11.587	75	3633	0.70 ug/L	88
62) Tetrachloroethene	11.557	166	5083	1.13 ug/L	93
63) Ethyl methacrylate	11.721	69	1589	0.55 ug/L #	80
64) 1,1,2-Trichloroethane	11.709	83	3740	1.12 ug/L	93
65) Dibromochloromethane	11.861	129	4220	1.17 ug/L	90
66) 1,3-Dichloropropane	11.935	76	5630	0.91 ug/L	83
67) 1,2-Dibromoethane	12.063	107	2979	0.94 ug/L	93
68) 2-hexanone	12.233	43	7136	2.87 ug/L	90
69) 1-Chlorohexane	12.447	91	5325	0.93 ug/L #	1
70) Ethylbenzene	12.483	91	22227	1.10 ug/L	96
71) Chlorobenzene	12.465	112	15654	1.23 ug/L	88
72) 1,1,1,2-Tetrachloroethane	12.514	131	4950	1.18 ug/L #	88
73) m,p-Xylene	12.593	91	27734	1.80 ug/L	93
74) o-Xylene	12.916	91	11905	0.82 ug/L	90
75) Styrene	12.953	104	6431	0.56 ug/L	95
76) Bromoform	12.989	173	2355	1.13 ug/L	94
77) Isopropylbenzene	13.136	105	11031	0.67 ug/L	89
80) cis-1,4-Dichloro-2-butene	13.392	53	1542	1.26 ug/L #	45
81) n-Propylbenzene	13.428	91	23788	0.91 ug/L	93
82) Bromobenzene	13.434	156	5777	1.04 ug/L	98
83) 1,1,2,2-Tetrachloroethane	13.477	83	5584	1.10 ug/L	96
84) 1,3,5-Trimethylbenzene	13.556	105	12154	0.68 ug/L	96
85) 2-Chlorotoluene	13.672	91	13201	0.89 ug/L	95
86) trans-1,4-Dichloro-2-B...	13.392	53	1542	1.26 ug/L #	45
87) 1,2,3-Trichloropropane	13.581	110	1424	1.07 ug/L	90
88) Cyclohexanone	13.623	55	806	9.64 ug/L #	70
89) 4-Chlorotoluene	13.672	91	13201	0.89 ug/L	96
90) tert-Butylbenzene	13.782	91	7661	0.86 ug/L	78
92) 1,2,4-Trimethylbenzene	13.831	105	10605	0.63 ug/L	95

Quantitation Report (QT Reviewed)

Data Path : C:\msdchem\2\DATA\121218\
Data File : I59298.D
Acq On : 12 Dec 2018 1:11 pm
Operator : ANAJ
Sample : IC1803-1 Inst : MSVOA16
Misc : MS42092,VI1803,,,,,
ALS Vial : 1 Sample Multiplier: 1

Quant Time: Dec 12 13:41:58 2018
Quant Method : C:\msdchem\2\METHODS\I-December1218.M
Quant Title : SW-846 Method 5035A/8260B
QLast Update : Wed Nov 28 16:54:23 2018
Response via : Initial Calibration

Compound	R.T.	QIon	Response	Conc Units	Dev(Min)
93) Pentachloroethane	13.818	167	3508	1.17 ug/L	91
94) sec-Butylbenzene	13.904	105	14785	0.68 ug/L	95
95) 4-Isopropyltoluene	13.989	119	10735	0.62 ug/L	98
96) 1,3-Dichlorobenzene	14.087	146	9885	1.03 ug/L	92
97) 1,4-Dichlorobenzene	14.135	146	14583m	1.29 ug/L	
98) n-Butylbenzene	14.282	92	7799	0.77 ug/L	93
99) Benzyl Chloride	14.300	126	710	0.55 ug/L #	82
100) 1,2-Dichlorobenzene	14.434	146	9577	1.06 ug/L	95
101) 1,2-Dibromo-3-Chloropr...	14.965	75	617	1.21 ug/L	80
102) Hexachlorobutadiene	15.373	225	4309	1.23 ug/L	98
103) 1,2,4-Trichlorobenzene	15.416	180	5064	0.92 ug/L	95
104) Naphthalene	15.635	128	5887	0.66 ug/L	100
105) 1,2,3-Trichlorobenzene	15.757	180	4627	0.95 ug/L	96
107) Ethanol	4.235	45	233m	7.05 ug/L	
108) Acrolein	4.674	56	2768	3.79 ug/L	76
109) Tert Butyl Alcohol	5.729	59	3870	15.21 ug/L #	74
110) Isobutyl alcohol	9.240	43	1597	19.68 ug/L #	72
111) Tert Amyl Alcohol	9.362	59	679m	4.96 ug/L	
113) 3,3-Dimethyl-1-butanol	12.203	57	8090	28.50 ug/L	88

(#) = qualifier out of range (m) = manual integration (+) = signals summed

Quantitation Report (QT Reviewed)

Data Path : C:\msdchem\2\DATA\121218\
Data File : I59298.D
Acq On : 12 Dec 2018 1:11 pm
Operator : ANAJ
Sample : IC1803-1 Inst : MSVOA16
Misc : MS42092,VI1803,,,,,
ALS Vial : 1 Sample Multiplier: 1

Quant Time: Dec 12 13:41:58 2018
Quant Method : C:\msdchem\2\METHODS\I-December1218.M
Quant Title : SW-846 Method 5035A/8260B
QLast Update : Wed Nov 28 16:54:23 2018
Response via : Initial Calibration

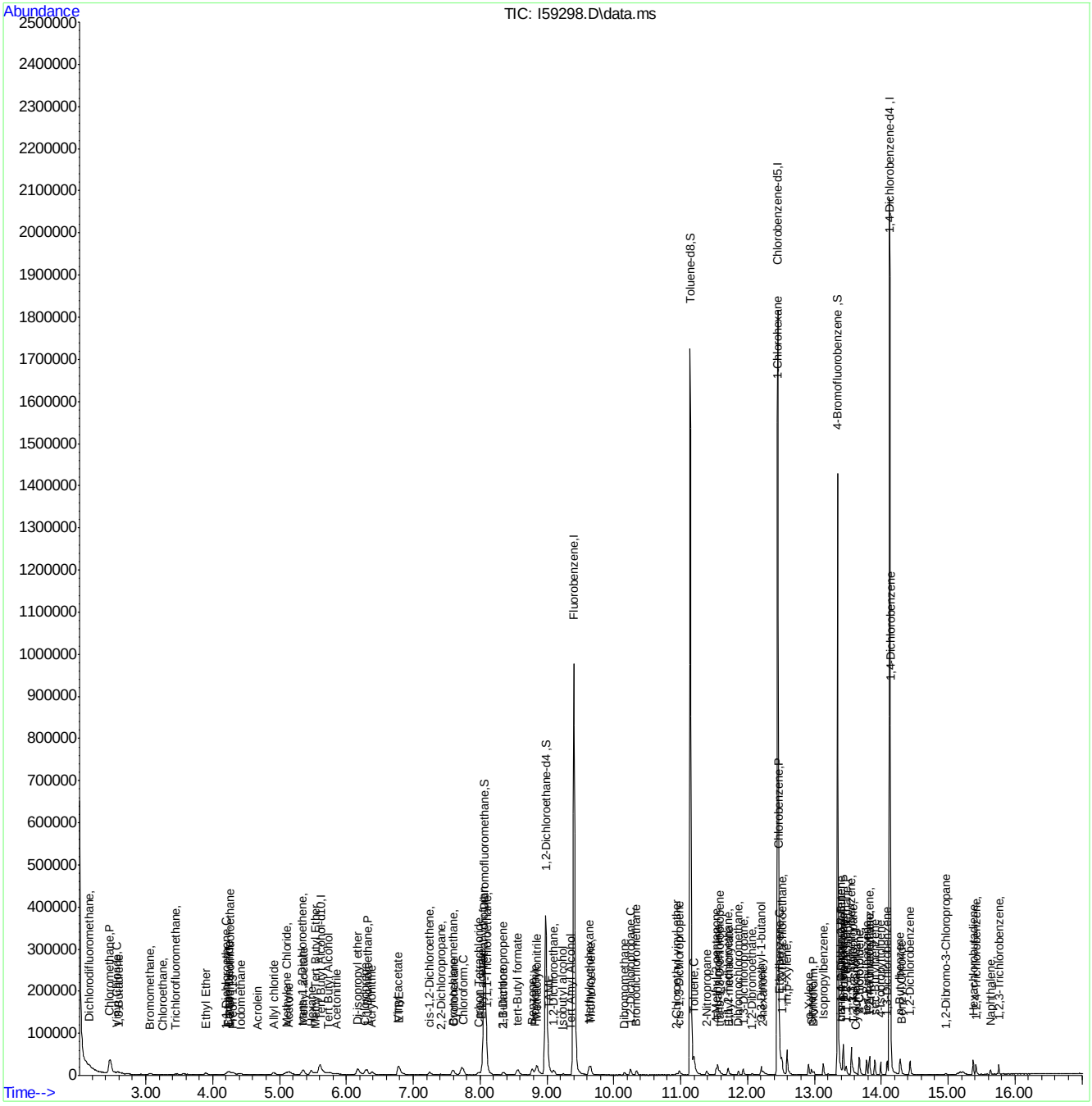

Manual Integration Approval Summary

Sample Number: VI1803-IC1803
Lab FileID: I59298.D
Injection Time: 12/12/18 13:11
Method: SW846 8260B
Analyst approved: 12/13/18 08:28 Ana Jimenez
Supervisor approved: 12/13/18 11:26 Juan Garcia

Parameter	CAS	Sig#	R.T. (min.)	Reason
1,3-Butadiene	106-99-0		2.60	Missed peak
Chloroethane	75-00-3		3.25	Missed peak
1,1-Dichloroethylene	75-35-4		4.20	Split peak
Ethyl Alcohol	64-17-5		4.23	Missed peak
1,2-Dichlorotrifluoroethane	354-23-4		4.26	Split peak
Freon 113	76-13-1		4.30	Poor instrument integration
Methylene Chloride	75-09-2		5.11	Poor instrument integration
2-Butanone (MEK)	78-93-3		8.34	Missed peak
Tert-Amyl Alcohol	75-85-4		9.36	Poor instrument integration
1,4-Dichlorobenzene	106-46-7		14.14	Missed peak

Quantitation Report (Qedit)

Data Path : C:\msdchem\2\DATA\121218\
Data File : I59298.D
Acq On : 12 Dec 2018 1:11 pm
Operator : ANAJ
Sample : IC1803-1 Inst : MSVOA16
Misc : MS42092,VI1803,,,,,
ALS Vial : 1 Sample Multiplier: 1

Quant Time: Dec 12 13:34:07 2018
Quant Method : C:\msdchem\2\METHODS\I-December1218.M
Quant Title : SW-846 Method 5035A/8260B
QLast Update : Wed Nov 28 16:54:23 2018
Response via : Initial Calibration

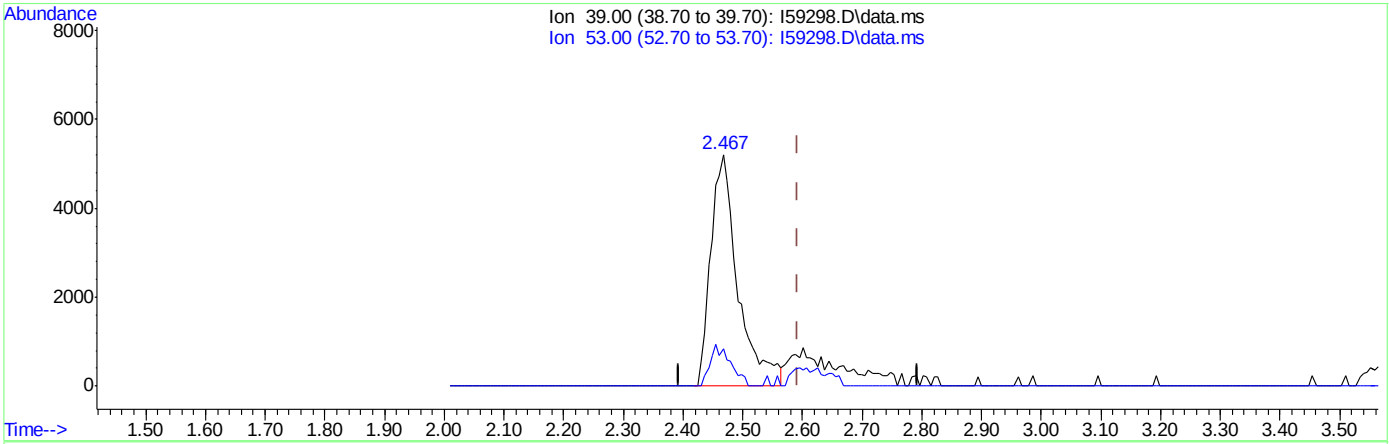

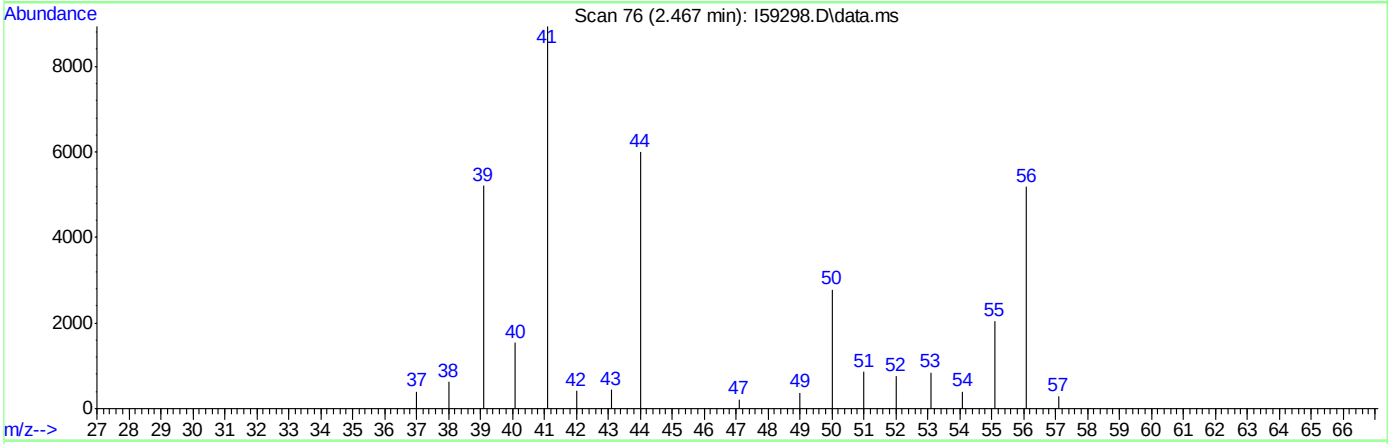

TIC: I59298.D\data.ms

(4) 1,3-Butadiene

2.467min (-0.127) 3.49ug/L

response 16460

Ion	Exp%	Act%
39.00	100	100
53.00	69.90	16.30#
0.00	0.00	0.00
0.00	0.00	0.00

Quantitation Report (Qedit)

Data Path : C:\msdchem\2\DATA\121218\
Data File : I59298.D
Acq On : 12 Dec 2018 1:11 pm
Operator : ANAJ
Sample : IC1803-1 Inst : MSVOA16
Misc : MS42092,VI1803,,,,,
ALS Vial : 1 Sample Multiplier: 1

Quant Time: Dec 12 13:34:07 2018
Quant Method : C:\msdchem\2\METHODS\I-December1218.M
Quant Title : SW-846 Method 5035A/8260B
QLast Update : Wed Nov 28 16:54:23 2018
Response via : Initial Calibration

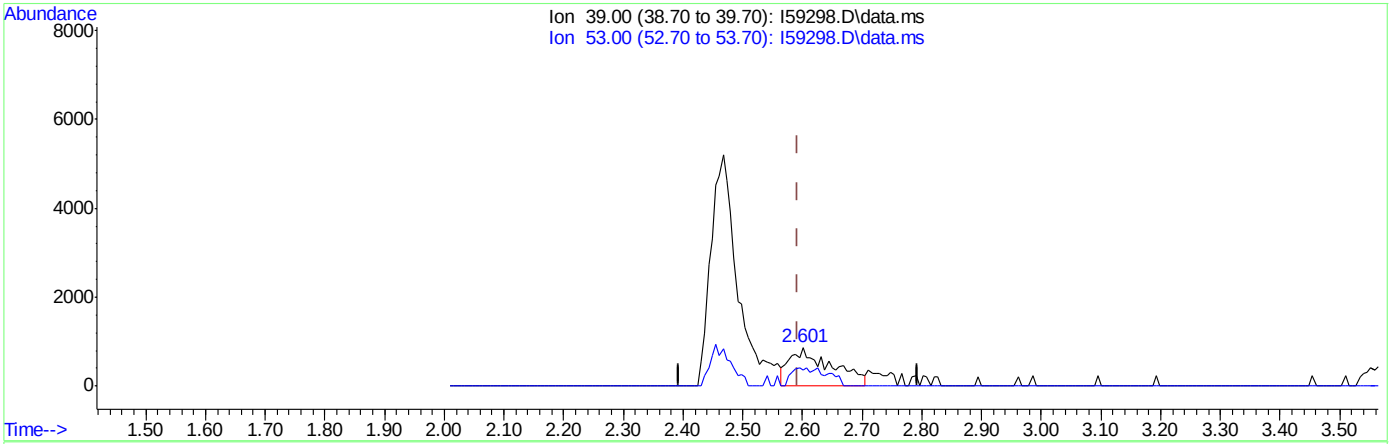

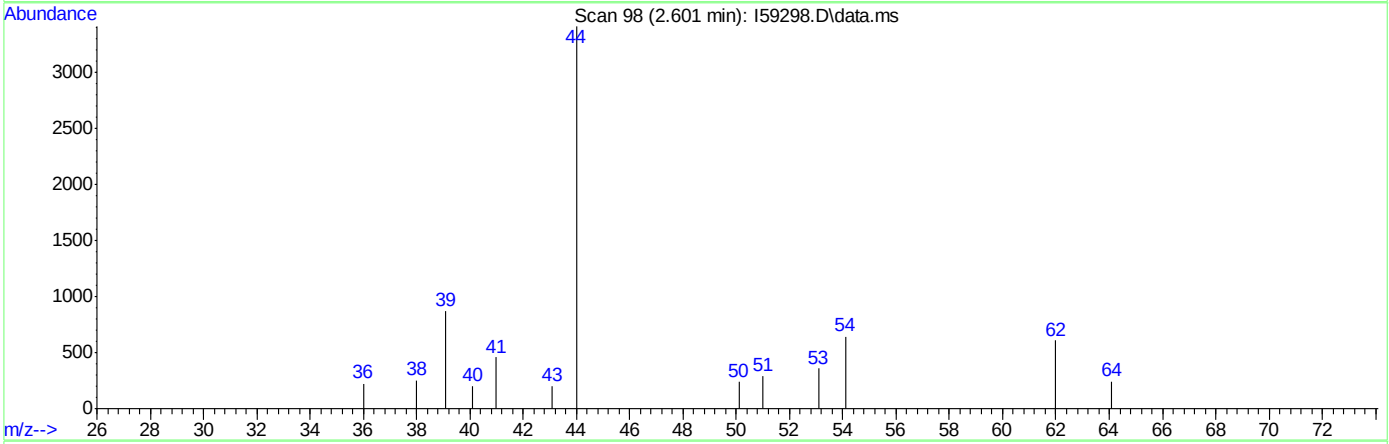

TIC: I59298.D\data.ms

(4) 1,3-Butadiene

2.601min (+0.008) 0.89ug/L m

response 4188

Ion	Exp%	Act%
39.00	100	100
53.00	69.90	40.73#
0.00	0.00	0.00
0.00	0.00	0.00

Quantitation Report (Qedit)

Data Path : C:\msdchem\2\DATA\121218\
Data File : I59298.D
Acq On : 12 Dec 2018 1:11 pm
Operator : ANAJ
Sample : IC1803-1 Inst : MSVOA16
Misc : MS42092,VI1803,,,,,
ALS Vial : 1 Sample Multiplier: 1

Quant Time: Dec 12 13:34:07 2018
Quant Method : C:\msdchem\2\METHODS\I-December1218.M
Quant Title : SW-846 Method 5035A/8260B
QLast Update : Wed Nov 28 16:54:23 2018
Response via : Initial Calibration

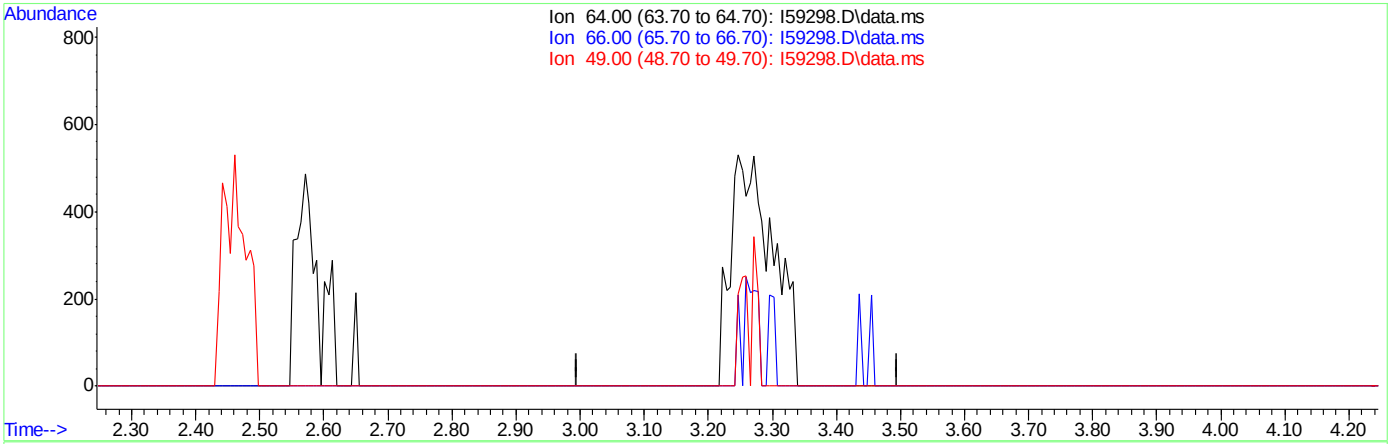

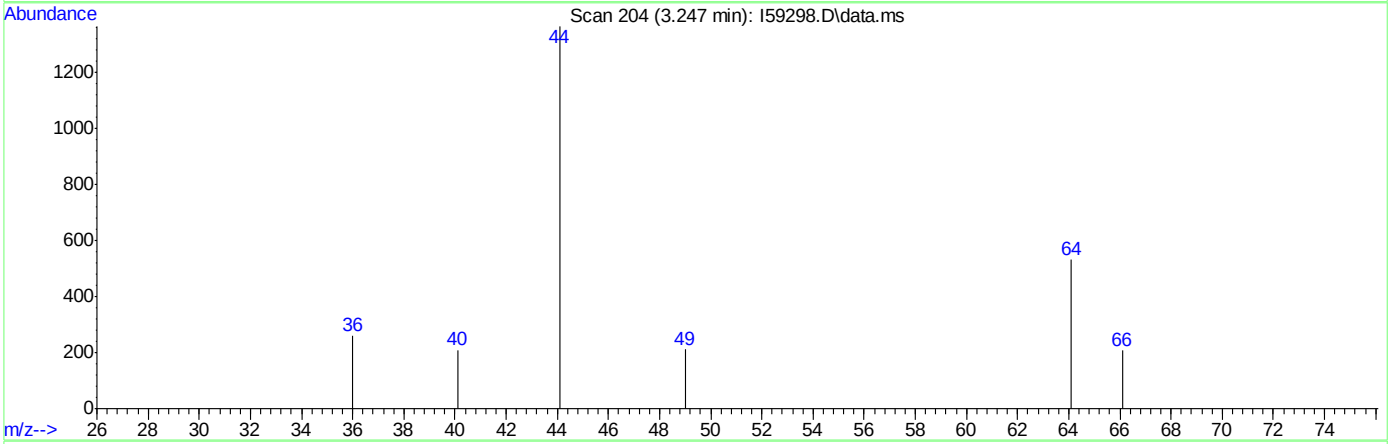

TIC: I59298.D\data.ms

(7) Chloroethane ( )

3.246min (-3.246) 0.00ug/L

response 0

Ion	Exp%	Act%
64.00	100	0.00
66.00	31.00	0.00#
49.00	31.20	0.00#
0.00	0.00	0.00

Quantitation Report (Qedit)

Data Path : C:\msdchem\2\DATA\121218\
Data File : I59298.D
Acq On : 12 Dec 2018 1:11 pm
Operator : ANAJ
Sample : IC1803-1 Inst : MSVOA16
Misc : MS42092,VI1803,,,,,
ALS Vial : 1 Sample Multiplier: 1

Quant Time: Dec 12 13:34:07 2018
Quant Method : C:\msdchem\2\METHODS\I-December1218.M
Quant Title : SW-846 Method 5035A/8260B
QLast Update : Wed Nov 28 16:54:23 2018
Response via : Initial Calibration

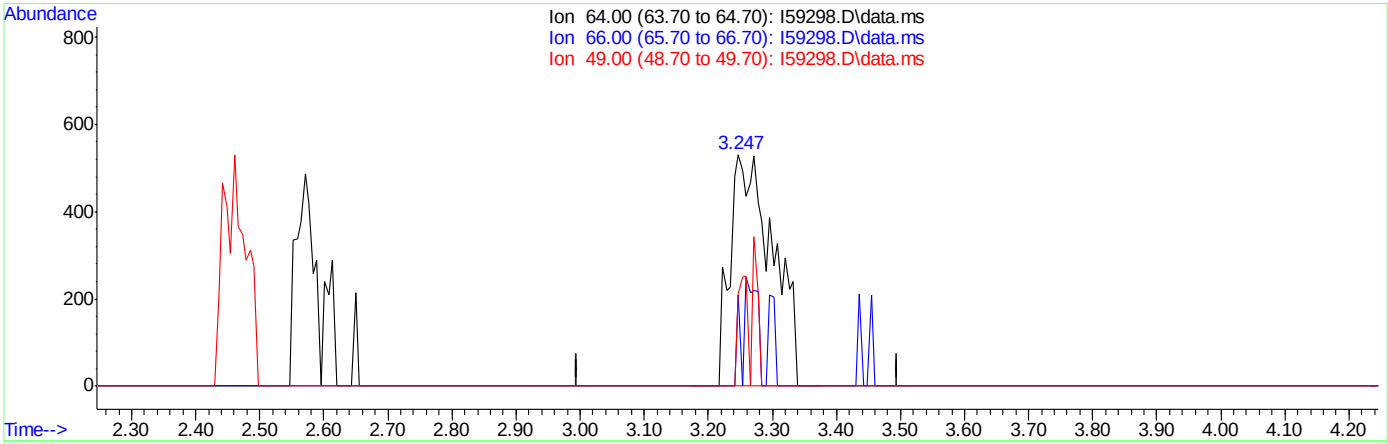

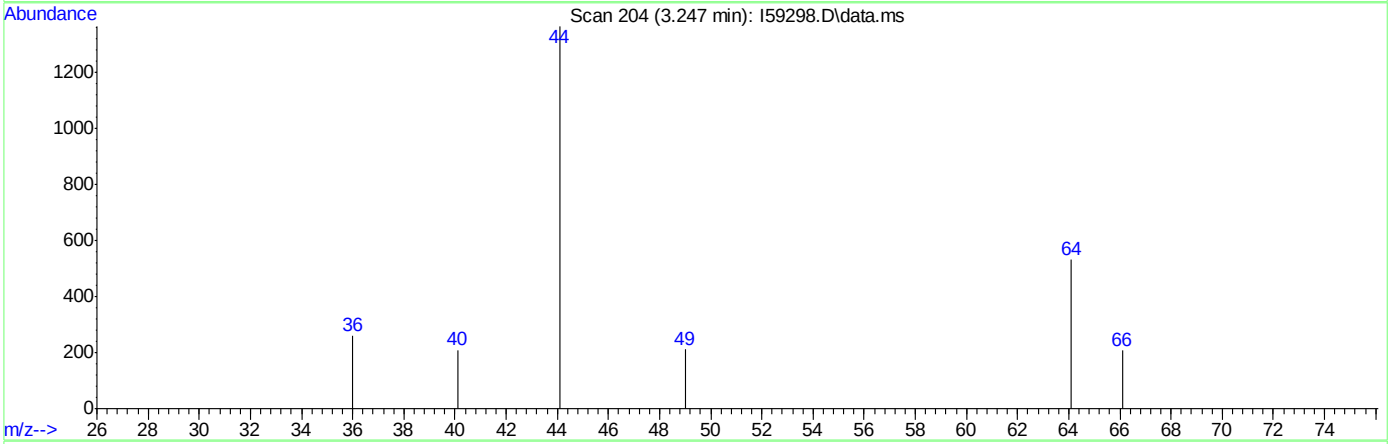

TIC: I59298.D\data.ms

(7) Chloroethane ( )

3.247min (+0.001) 0.89ug/L m

response 2438

Ion	Exp%	Act%
64.00	100	100
66.00	31.00	39.17
49.00	31.20	39.74
0.00	0.00	0.00

Quantitation Report (Qedit)

Data Path : C:\msdchem\2\DATA\121218\
Data File : I59298.D
Acq On : 12 Dec 2018 1:11 pm
Operator : ANAJ
Sample : IC1803-1 Inst : MSVOA16
Misc : MS42092,VI1803,,,,,
ALS Vial : 1 Sample Multiplier: 1

Quant Time: Dec 12 13:34:07 2018
Quant Method : C:\msdchem\2\METHODS\I-December1218.M
Quant Title : SW-846 Method 5035A/8260B
QLast Update : Wed Nov 28 16:54:23 2018
Response via : Initial Calibration

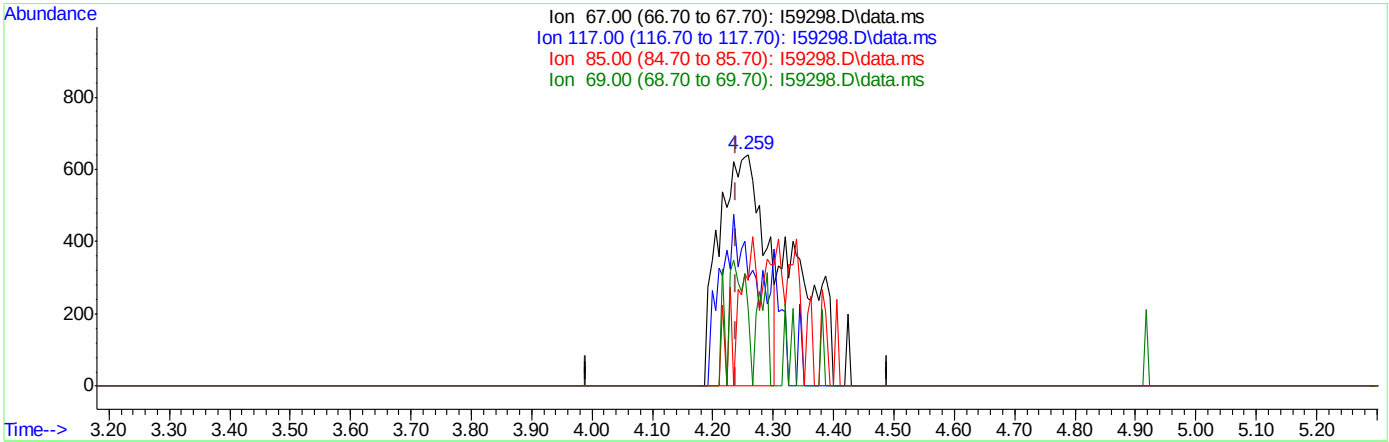

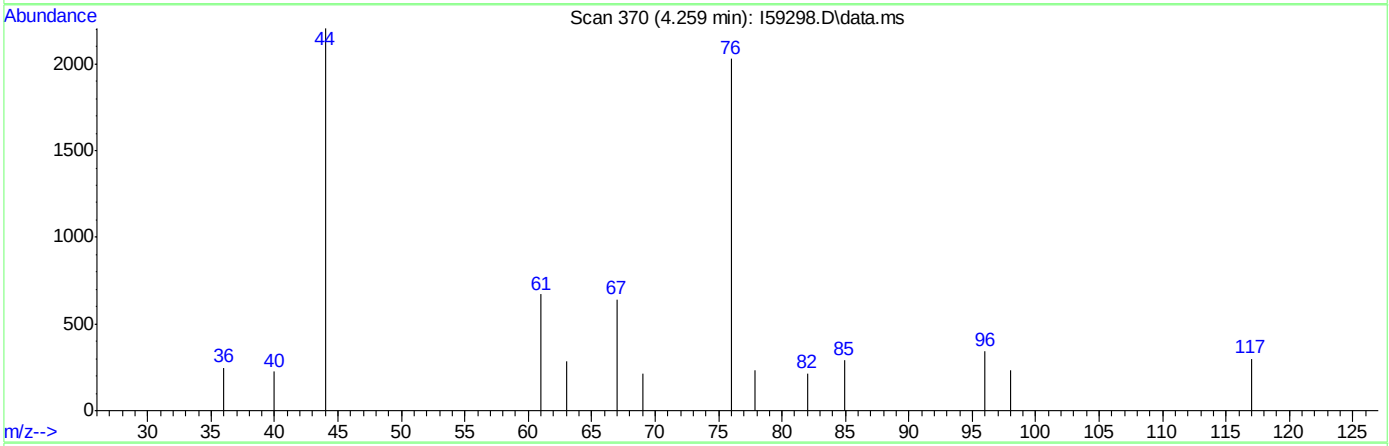

TIC: I59298.D\data.ms

(10) 1,2-Dichlorotrifluoroethane

4.259min (+0.020) 0.56ug/L

response 3313

Ion	Exp%	Act%
67.00	100	100
117.00	66.40	46.65
85.00	43.20	45.71
69.00	31.50	32.92

Quantitation Report (Qedit)

Data Path : C:\msdchem\2\DATA\121218\
Data File : I59298.D
Acq On : 12 Dec 2018 1:11 pm
Operator : ANAJ
Sample : IC1803-1 Inst : MSVOA16
Misc : MS42092,VI1803,,,,,
ALS Vial : 1 Sample Multiplier: 1

Quant Time: Dec 12 13:34:07 2018
Quant Method : C:\msdchem\2\METHODS\I-December1218.M
Quant Title : SW-846 Method 5035A/8260B
QLast Update : Wed Nov 28 16:54:23 2018
Response via : Initial Calibration

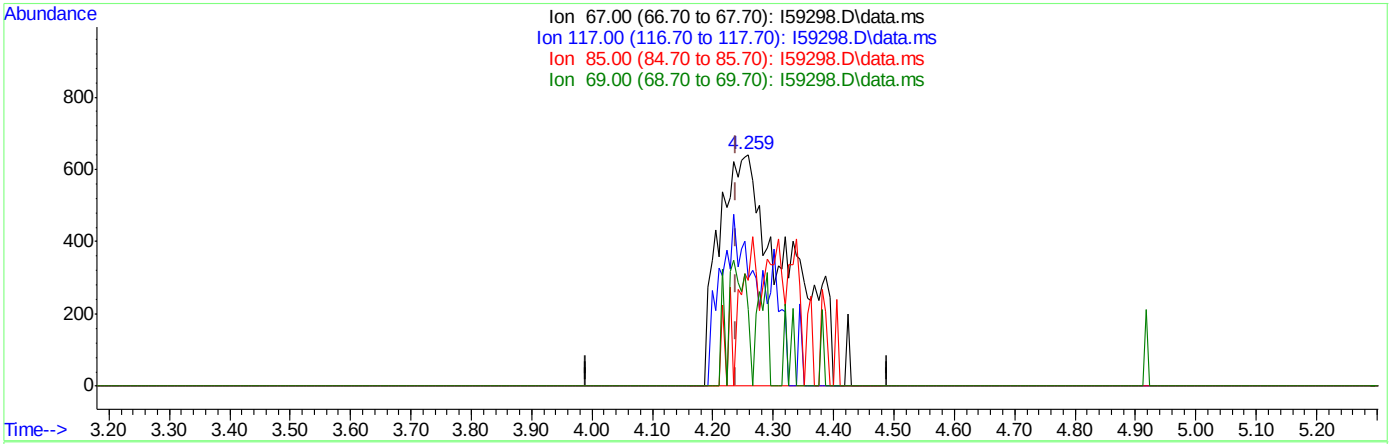

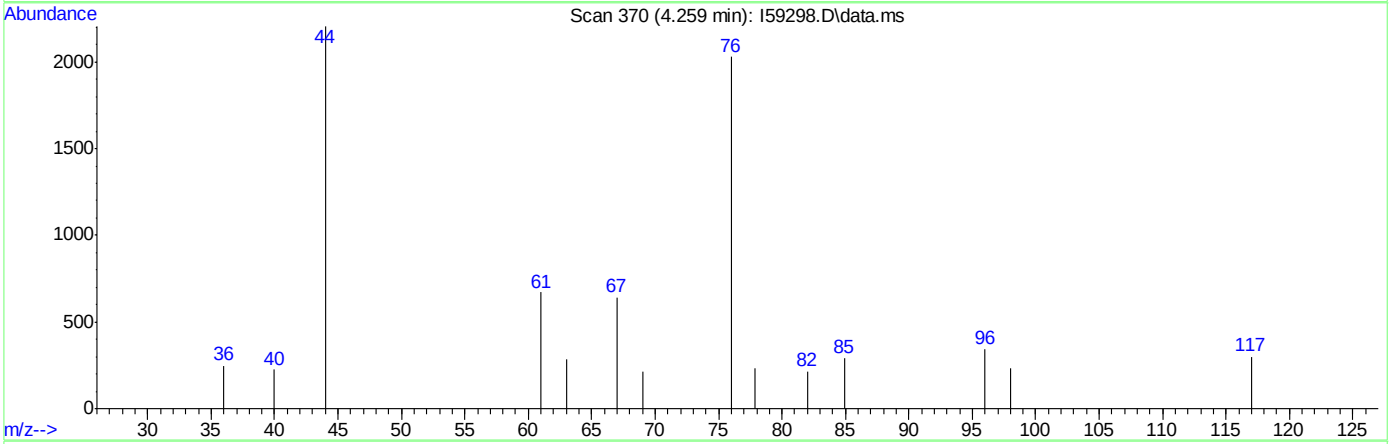

TIC: I59298.D\data.ms

(10) 1,2-Dichlorotrifluoroethane

4.259min (+0.020) 0.85ug/L m

response 5071

Ion	Exp%	Act%
67.00	100	100
117.00	66.40	46.65
85.00	43.20	45.71
69.00	31.50	32.92

Quantitation Report (Qedit)

Data Path : C:\msdchem\2\DATA\121218\
Data File : I59298.D
Acq On : 12 Dec 2018 1:11 pm
Operator : ANAJ
Sample : IC1803-1 Inst : MSVOA16
Misc : MS42092,VI1803,,,,,
ALS Vial : 1 Sample Multiplier: 1

Quant Time: Dec 12 13:34:07 2018
Quant Method : C:\msdchem\2\METHODS\I-December1218.M
Quant Title : SW-846 Method 5035A/8260B
QLast Update : Wed Nov 28 16:54:23 2018
Response via : Initial Calibration

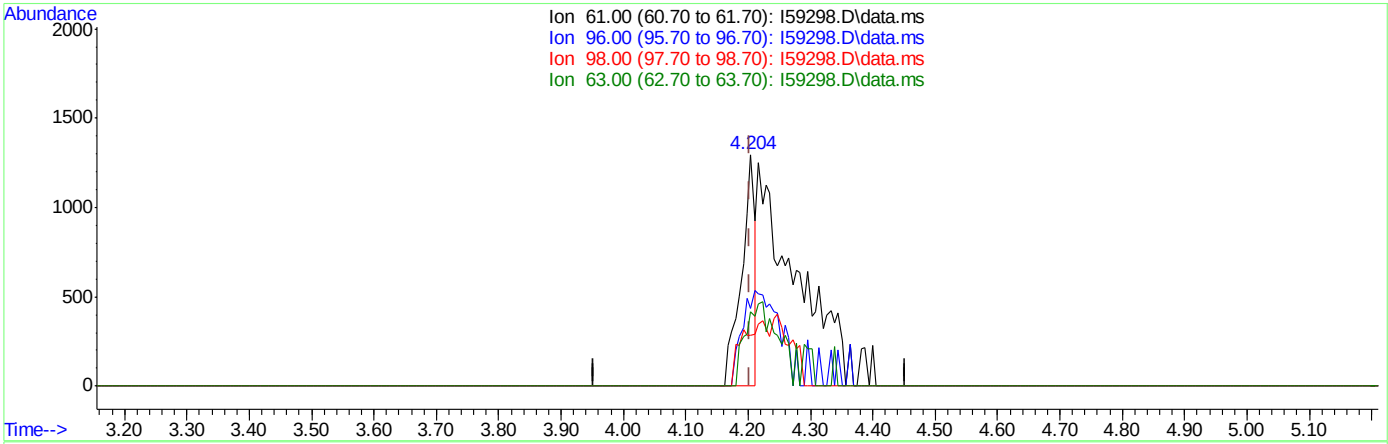

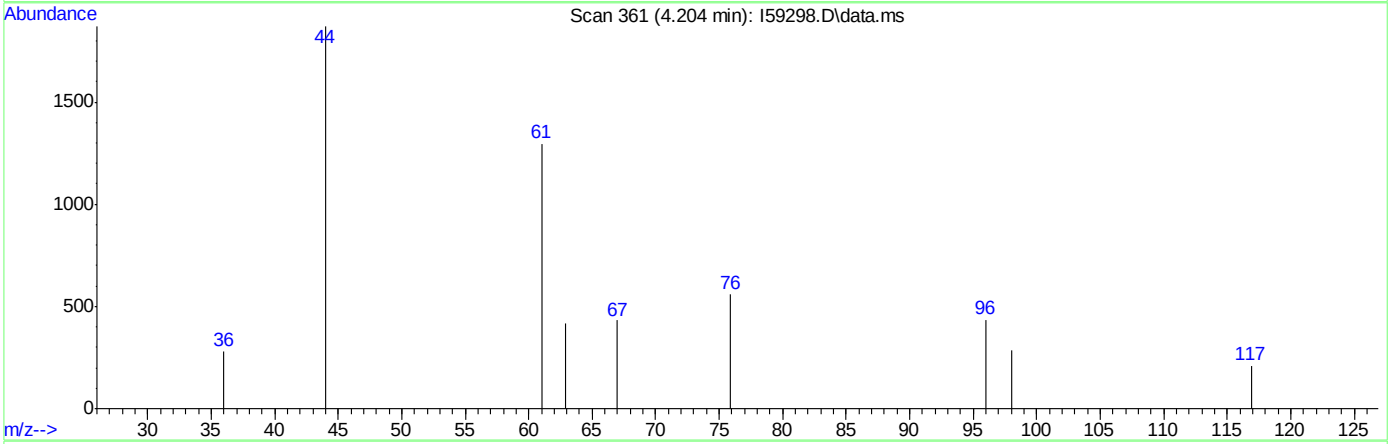

TIC: I59298.D\data.ms

(11) 1,1-Dichloroethene (C)

4.204min (+0.001) 0.24ug/L

response 1935

Ion	Exp%	Act%
61.00	100	100
96.00	48.20	33.54
98.00	30.30	22.13
63.00	32.50	32.23

Quantitation Report (Qedit)

Data Path : C:\msdchem\2\DATA\121218\
Data File : I59298.D
Acq On : 12 Dec 2018 1:11 pm
Operator : ANAJ
Sample : IC1803-1 Inst : MSVOA16
Misc : MS42092,VI1803,,,,,
ALS Vial : 1 Sample Multiplier: 1

Quant Time: Dec 12 13:34:07 2018
Quant Method : C:\msdchem\2\METHODS\I-December1218.M
Quant Title : SW-846 Method 5035A/8260B
QLast Update : Wed Nov 28 16:54:23 2018
Response via : Initial Calibration

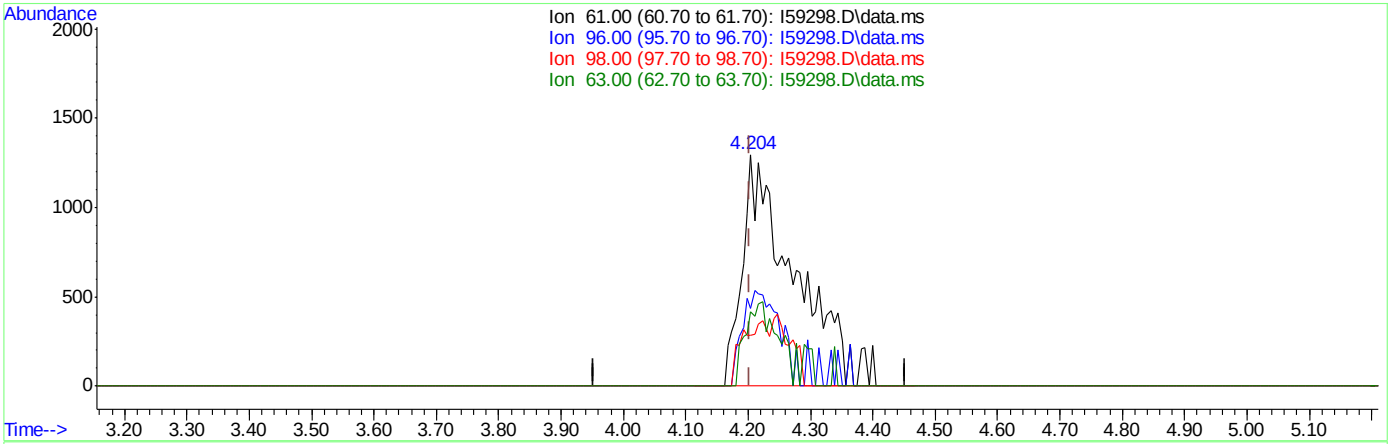

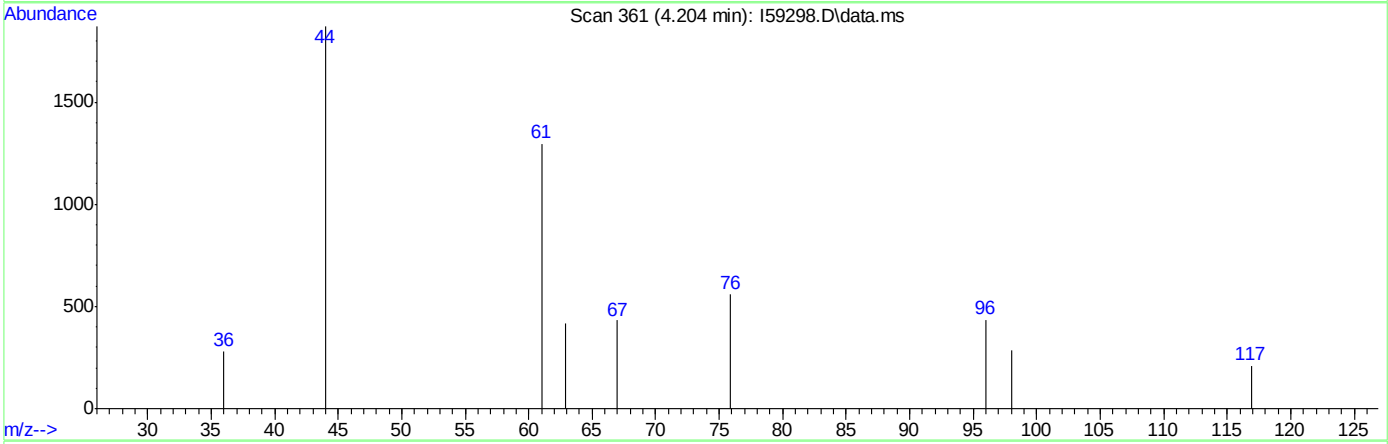

TIC: I59298.D\data.ms

(11) 1,1-Dichloroethene (C)

4.204min (+0.001) 0.94ug/L m

response 7553

Ion	Exp%	Act%
61.00	100	100
96.00	48.20	33.54
98.00	30.30	22.13
63.00	32.50	32.23

Quantitation Report (Qedit)

Data Path : C:\msdchem\2\DATA\121218\
Data File : I59298.D
Acq On : 12 Dec 2018 1:11 pm
Operator : ANAJ
Sample : IC1803-1 Inst : MSVOA16
Misc : MS42092,VI1803,,,,,
ALS Vial : 1 Sample Multiplier: 1

Quant Time: Dec 12 13:34:07 2018
Quant Method : C:\msdchem\2\METHODS\I-December1218.M
Quant Title : SW-846 Method 5035A/8260B
QLast Update : Wed Nov 28 16:54:23 2018
Response via : Initial Calibration

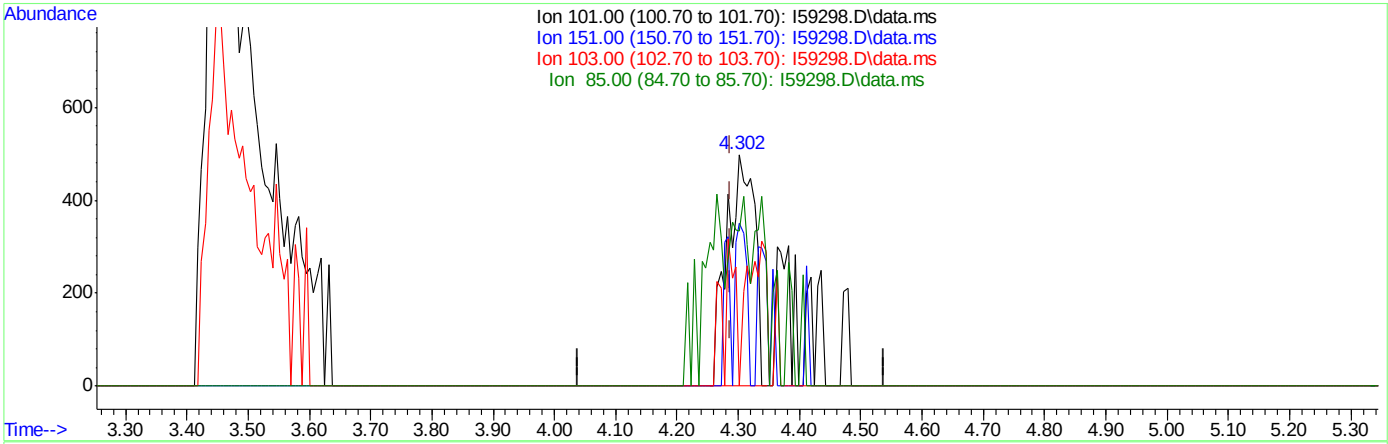

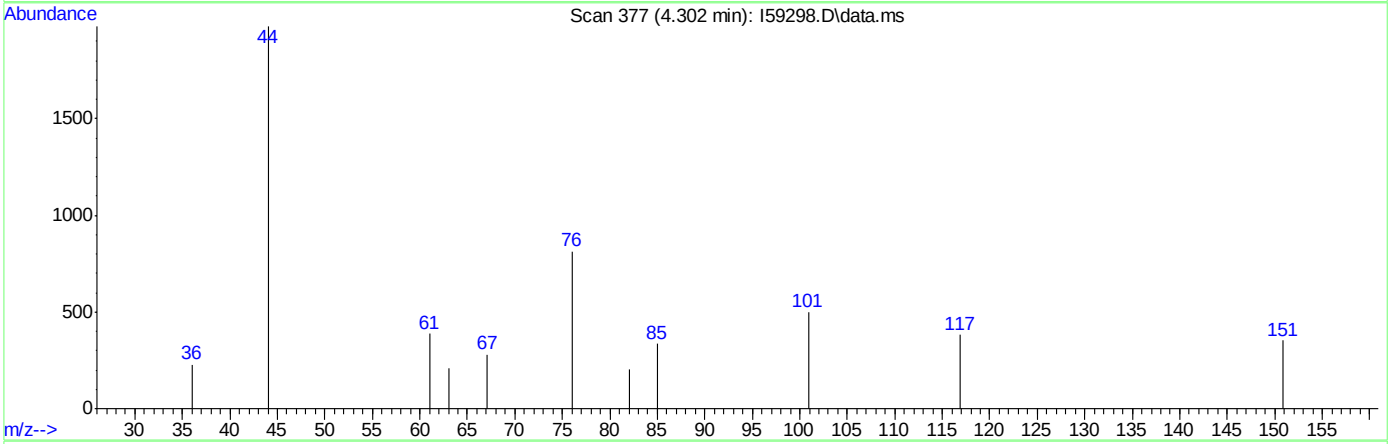

TIC: I59298.D\data.ms

(12) Freon 113

4.302min (+0.014) 0.31ug/L

response 1550

Ion	Exp%	Act%
101.00	100	100
151.00	71.80	70.34
103.00	62.20	0.00#
85.00	56.90	11.42#

Quantitation Report (Qedit)

Data Path : C:\msdchem\2\DATA\121218\
Data File : I59298.D
Acq On : 12 Dec 2018 1:11 pm
Operator : ANAJ
Sample : IC1803-1 Inst : MSVOA16
Misc : MS42092,VI1803,,,,,
ALS Vial : 1 Sample Multiplier: 1

Quant Time: Dec 12 13:34:07 2018
Quant Method : C:\msdchem\2\METHODS\I-December1218.M
Quant Title : SW-846 Method 5035A/8260B
QLast Update : Wed Nov 28 16:54:23 2018
Response via : Initial Calibration

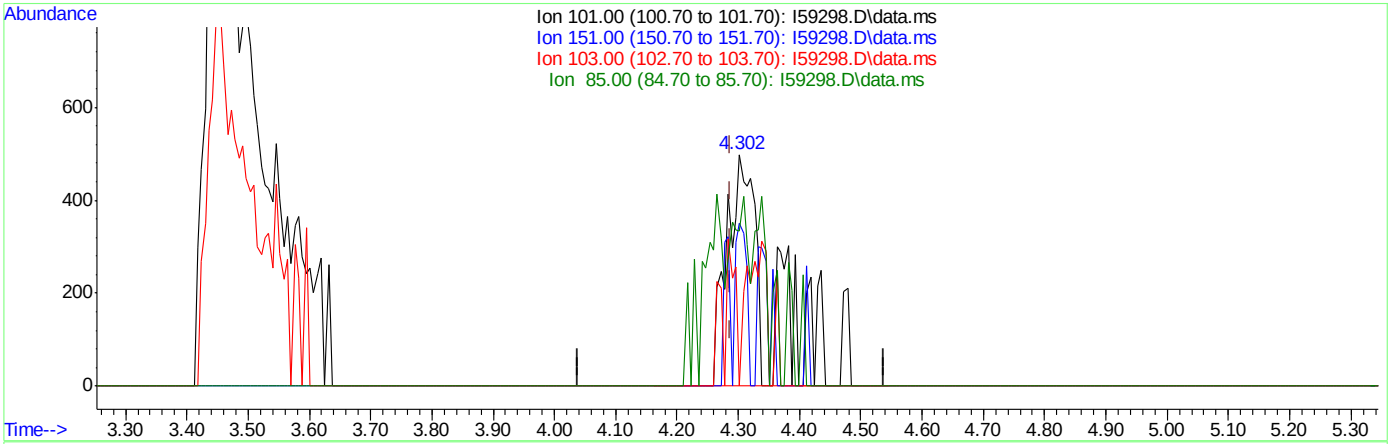

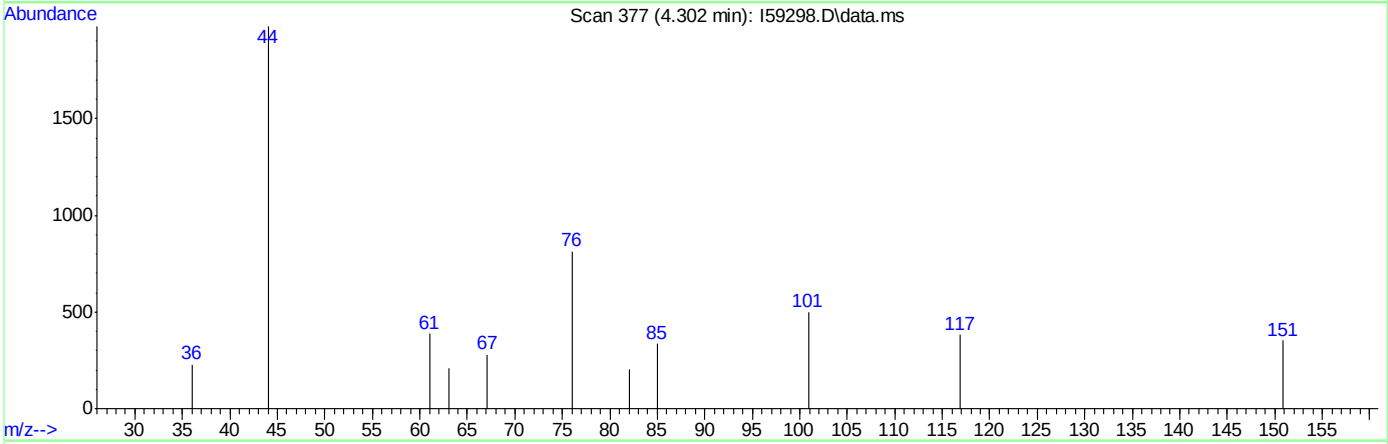

TIC: I59298.D\data.ms

(12) Freon 113

4.302min (+0.014) 0.51ug/L m

response 2552

Ion	Exp%	Act%
101.00	100	100
151.00	71.80	70.34
103.00	62.20	0.00#
85.00	56.90	67.13

Quantitation Report (Qedit)

Data Path : C:\msdchem\2\DATA\121218\
Data File : I59298.D
Acq On : 12 Dec 2018 1:11 pm
Operator : ANAJ
Sample : IC1803-1 Inst : MSVOA16
Misc : MS42092,VI1803,,,,,
ALS Vial : 1 Sample Multiplier: 1

Quant Time: Dec 12 13:34:07 2018
Quant Method : C:\msdchem\2\METHODS\I-December1218.M
Quant Title : SW-846 Method 5035A/8260B
QLast Update : Wed Nov 28 16:54:23 2018
Response via : Initial Calibration

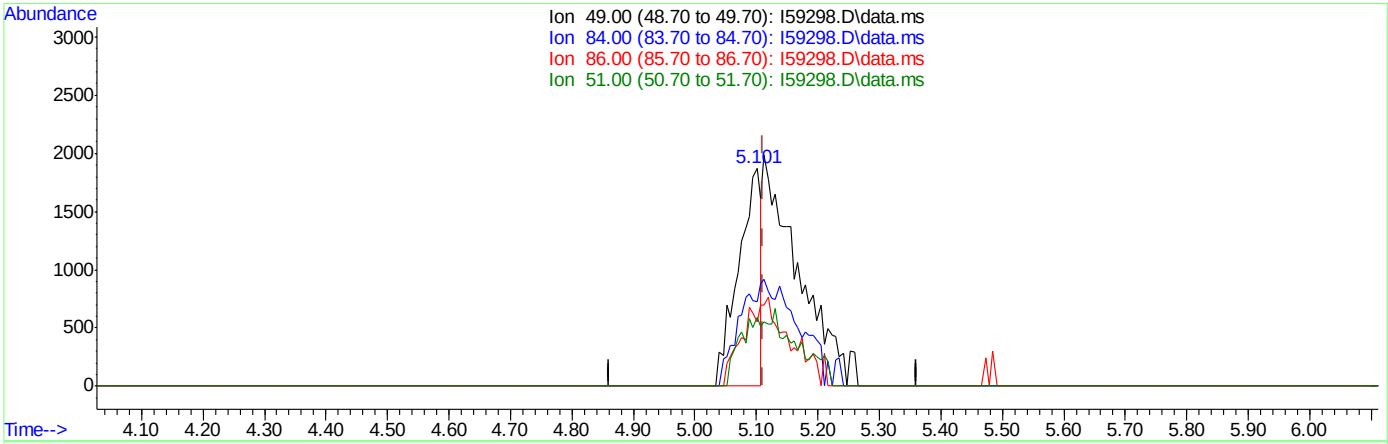

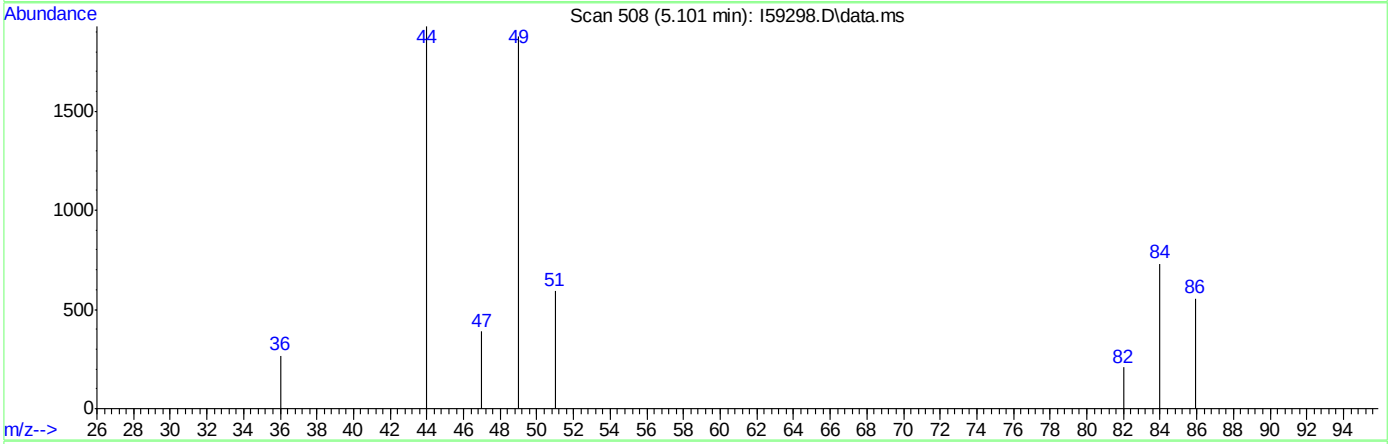

TIC: I59298.D\data.ms

(16) Methylene Chloride ( )

5.101min (-0.011) 0.55ug/L

response 4759

Ion	Exp%	Act%
49.00	100	100
84.00	57.40	38.89
86.00	38.40	29.57
51.00	31.00	31.59

Quantitation Report (Qedit)

Data Path : C:\msdchem\2\DATA\121218\
Data File : I59298.D
Acq On : 12 Dec 2018 1:11 pm
Operator : ANAJ
Sample : IC1803-1 Inst : MSVOA16
Misc : MS42092,VI1803,,,,,
ALS Vial : 1 Sample Multiplier: 1

Quant Time: Dec 12 13:34:07 2018
Quant Method : C:\msdchem\2\METHODS\I-December1218.M
Quant Title : SW-846 Method 5035A/8260B
QLast Update : Wed Nov 28 16:54:23 2018
Response via : Initial Calibration

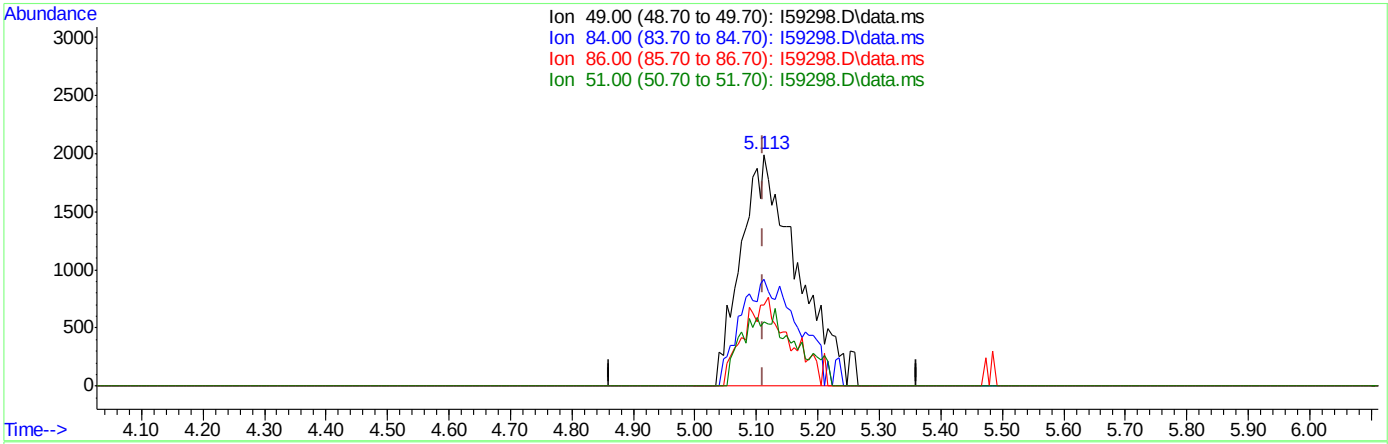

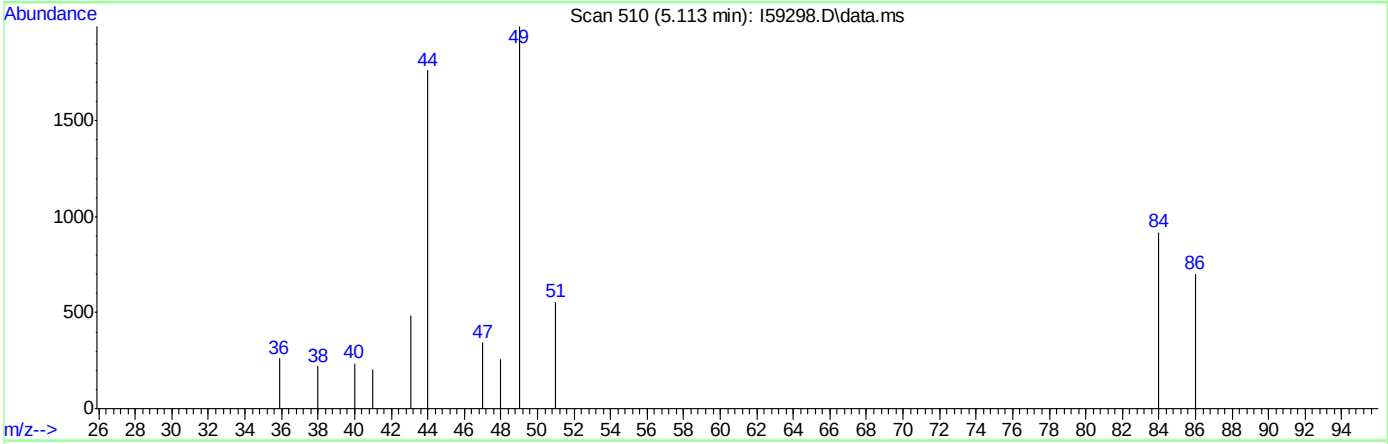

TIC: I59298.D\data.ms

(16) Methylene Chloride ( )

5.113min (+0.001) 1.47ug/L m

response 12704

Ion	Exp%	Act%
49.00	100	100
84.00	57.40	46.06
86.00	38.40	35.26
51.00	31.00	27.98

Quantitation Report (Qedit)

Data Path : C:\msdchem\2\DATA\121218\
Data File : I59298.D
Acq On : 12 Dec 2018 1:11 pm
Operator : ANAJ
Sample : IC1803-1 Inst : MSVOA16
Misc : MS42092,VI1803,,,,,
ALS Vial : 1 Sample Multiplier: 1

Quant Time: Dec 12 13:34:07 2018
Quant Method : C:\msdchem\2\METHODS\I-December1218.M
Quant Title : SW-846 Method 5035A/8260B
QLast Update : Wed Nov 28 16:54:23 2018
Response via : Initial Calibration

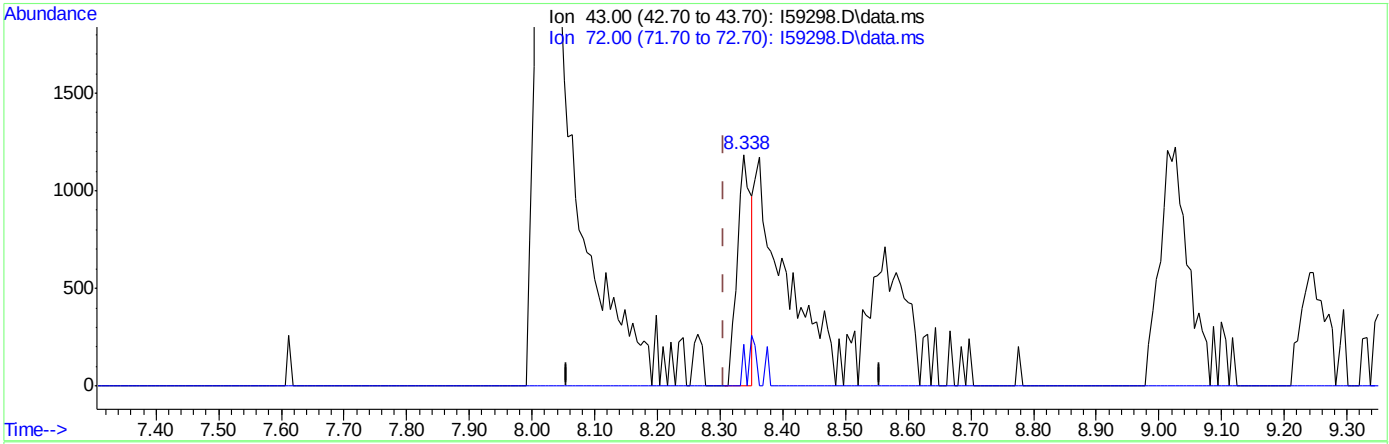

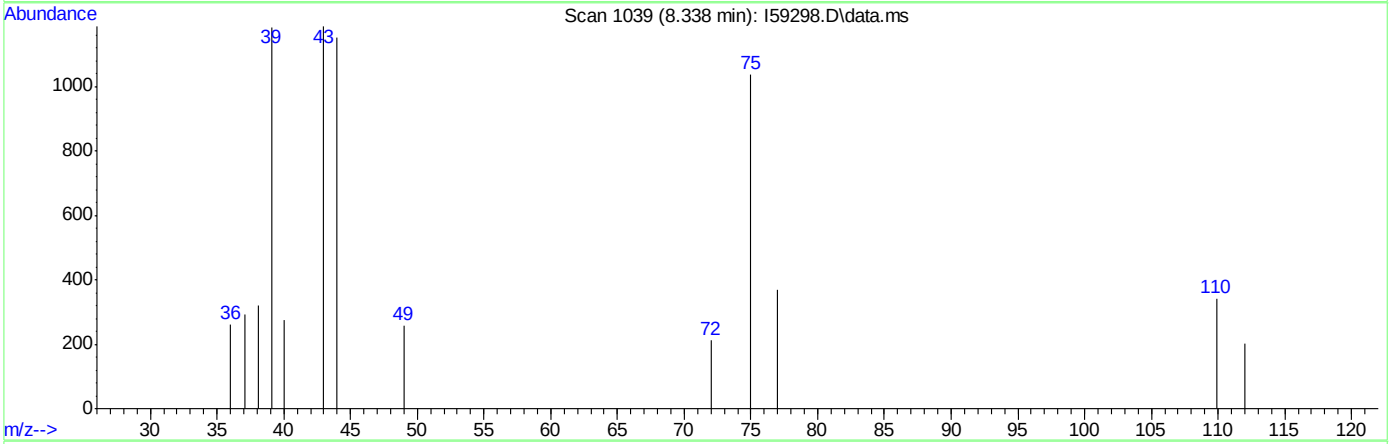

TIC: I59298.D\data.ms

(39) 2-Butanone

8.338min (+0.032) 1.51ug/L

response 1819

Ion	Exp%	Act%
43.00	100	100
72.00	19.90	17.96
0.00	0.00	0.00
0.00	0.00	0.00

Quantitation Report (Qedit)

Data Path : C:\msdchem\2\DATA\121218\
Data File : I59298.D
Acq On : 12 Dec 2018 1:11 pm
Operator : ANAJ
Sample : IC1803-1 Inst : MSVOA16
Misc : MS42092,VI1803,,,,,
ALS Vial : 1 Sample Multiplier: 1

Quant Time: Dec 12 13:34:07 2018
Quant Method : C:\msdchem\2\METHODS\I-December1218.M
Quant Title : SW-846 Method 5035A/8260B
QLast Update : Wed Nov 28 16:54:23 2018
Response via : Initial Calibration

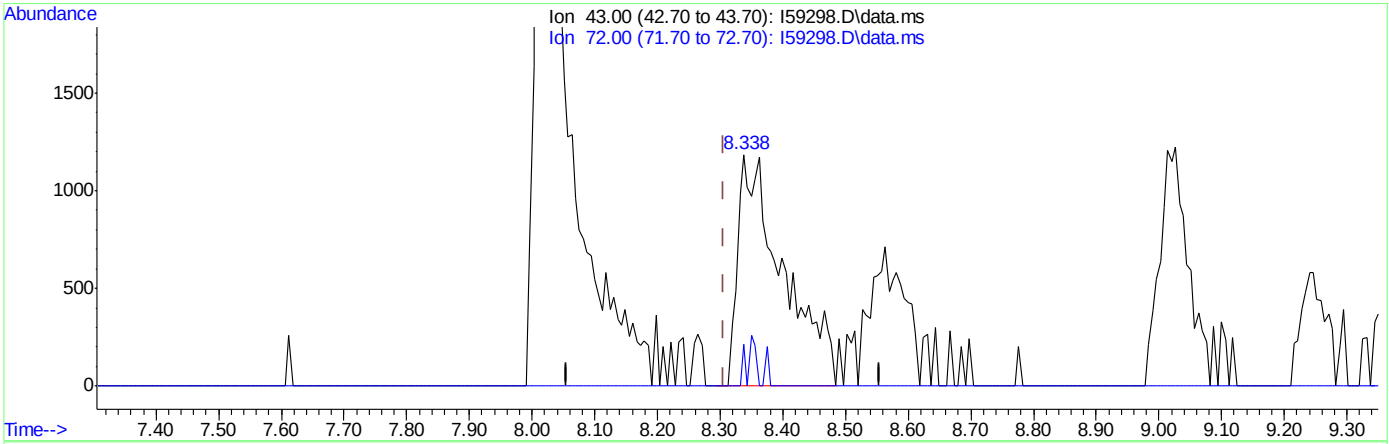

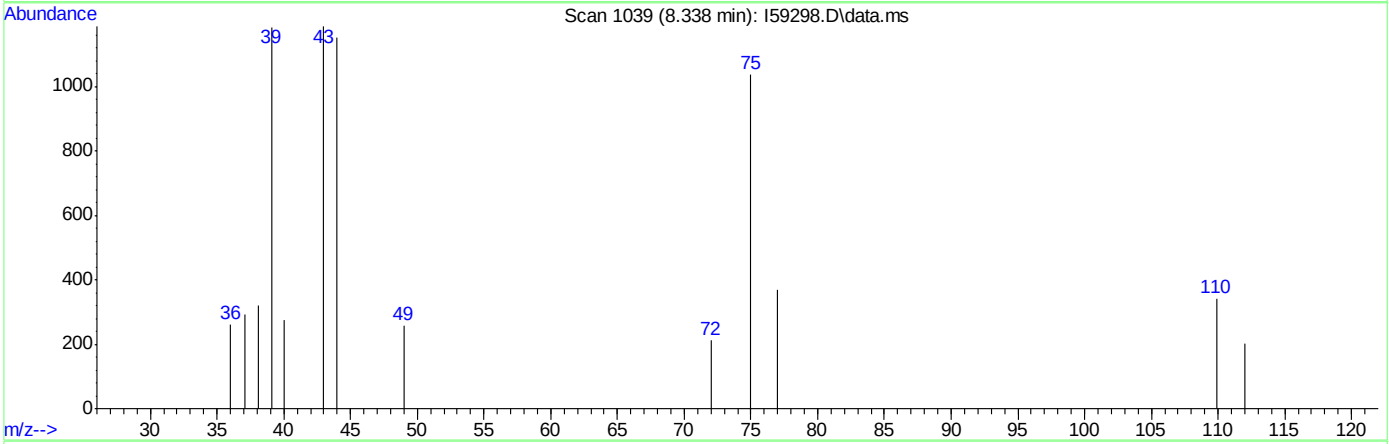

TIC: I59298.D\data.ms

(39) 2-Butanone

8.338min (+0.032) 4.91ug/L m

response 5915

Ion	Exp%	Act%
43.00	100	100
72.00	19.90	17.96
0.00	0.00	0.00
0.00	0.00	0.00

Quantitation Report (Qedit)

Data Path : C:\msdchem\2\DATA\121218\
Data File : I59298.D
Acq On : 12 Dec 2018 1:11 pm
Operator : ANAJ
Sample : IC1803-1 Inst : MSVOA16
Misc : MS42092,VI1803,,,,,
ALS Vial : 1 Sample Multiplier: 1

Quant Time: Dec 12 13:34:07 2018
Quant Method : C:\msdchem\2\METHODS\I-December1218.M
Quant Title : SW-846 Method 5035A/8260B
QLast Update : Wed Nov 28 16:54:23 2018
Response via : Initial Calibration

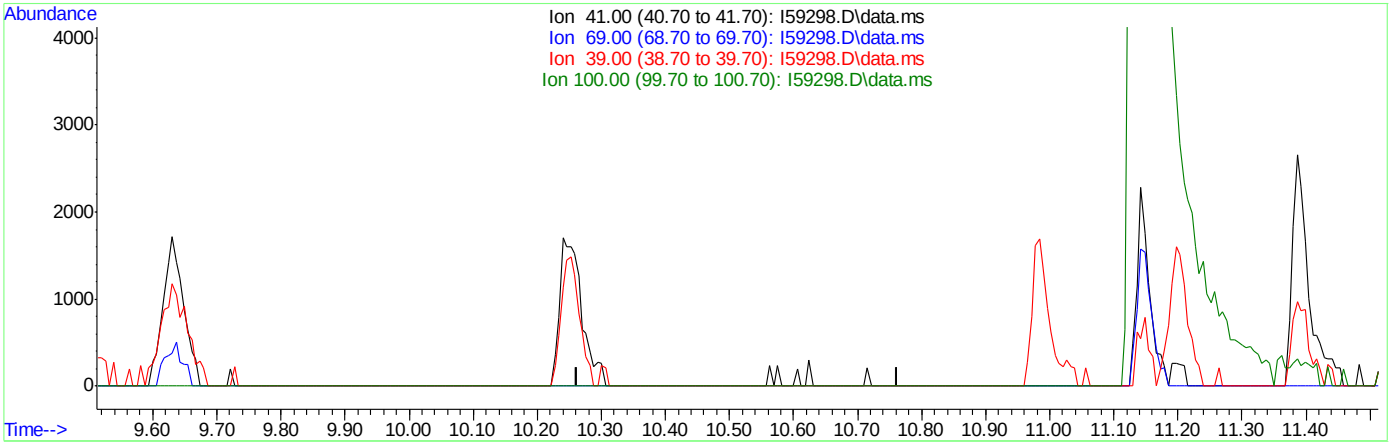

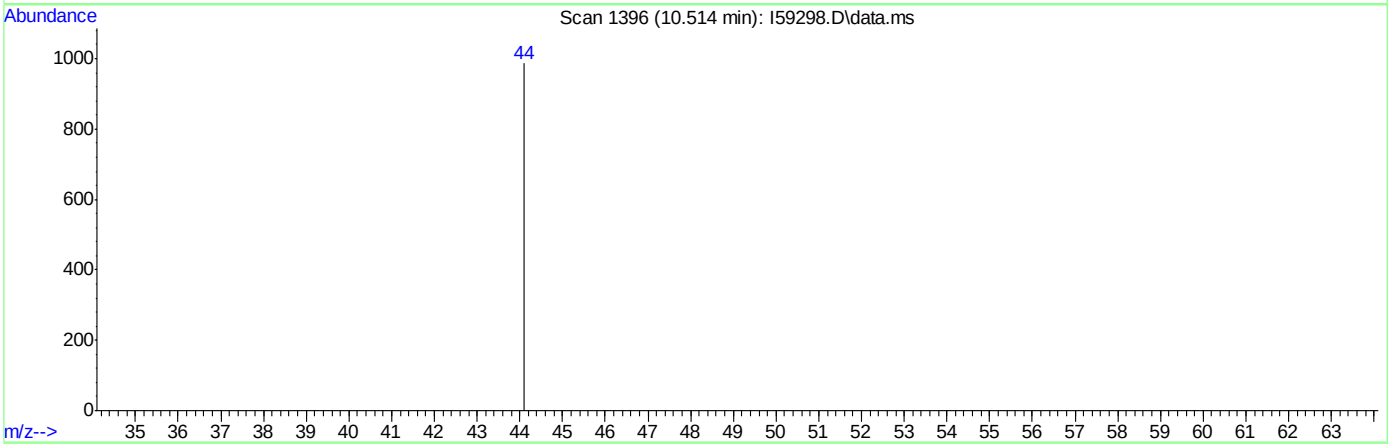

TIC: I59298.D\data.ms

(53) Methyl methacrylate

10.513min (-10.513) 0.00ug/L

response 0

Ion	Exp%	Act%
41.00	100	0.00
69.00	67.60	0.00#
39.00	57.90	0.00#
100.00	24.40	0.00#

Quantitation Report (Qedit)

Data Path : C:\msdchem\2\DATA\121218\
Data File : I59298.D
Acq On : 12 Dec 2018 1:11 pm
Operator : ANAJ
Sample : IC1803-1 Inst : MSVOA16
Misc : MS42092,VI1803,,,,,
ALS Vial : 1 Sample Multiplier: 1

Quant Time: Dec 12 13:34:07 2018
Quant Method : C:\msdchem\2\METHODS\I-December1218.M
Quant Title : SW-846 Method 5035A/8260B
QLast Update : Wed Nov 28 16:54:23 2018
Response via : Initial Calibration

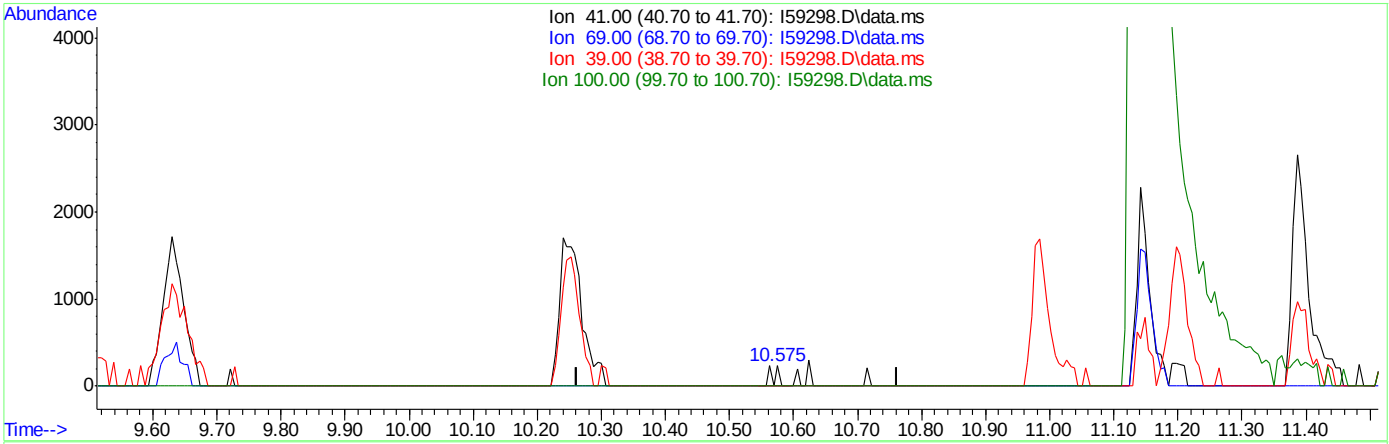

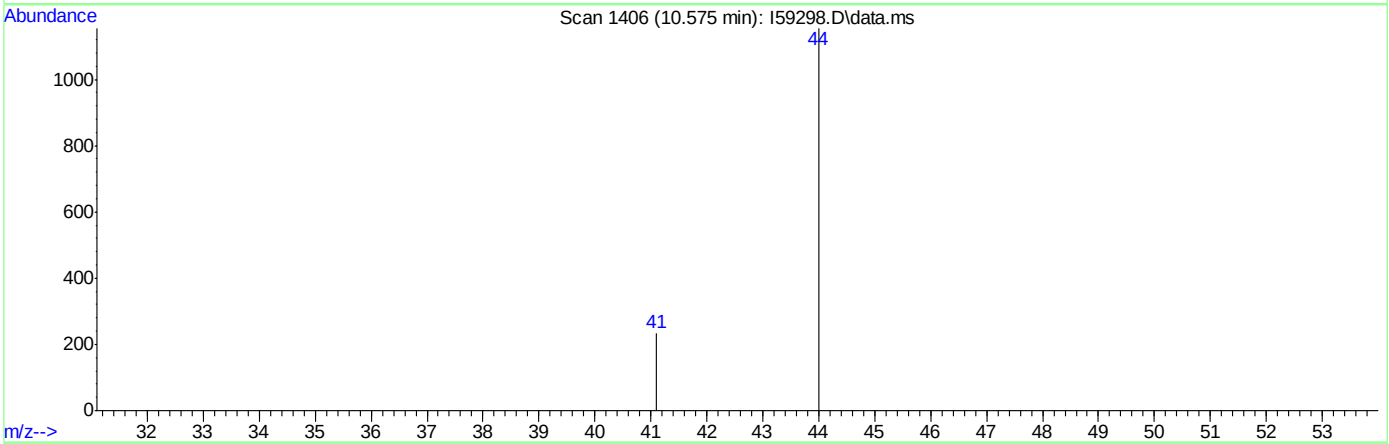

TIC: I59298.D\data.ms

(53) Methyl methacrylate

10.575min (+0.062) 0.10ug/L m

response 171

Ion	Exp%	Act%
41.00	100	100
69.00	67.60	0.00#
39.00	57.90	0.00#
100.00	24.40	0.00#

Quantitation Report (Qedit)

Data Path : C:\msdchem\2\DATA\121218\
Data File : I59298.D
Acq On : 12 Dec 2018 1:11 pm
Operator : ANAJ
Sample : IC1803-1 Inst : MSVOA16
Misc : MS42092,VI1803,,,,,
ALS Vial : 1 Sample Multiplier: 1

Quant Time: Dec 12 13:34:07 2018
Quant Method : C:\msdchem\2\METHODS\I-December1218.M
Quant Title : SW-846 Method 5035A/8260B
QLast Update : Wed Nov 28 16:54:23 2018
Response via : Initial Calibration

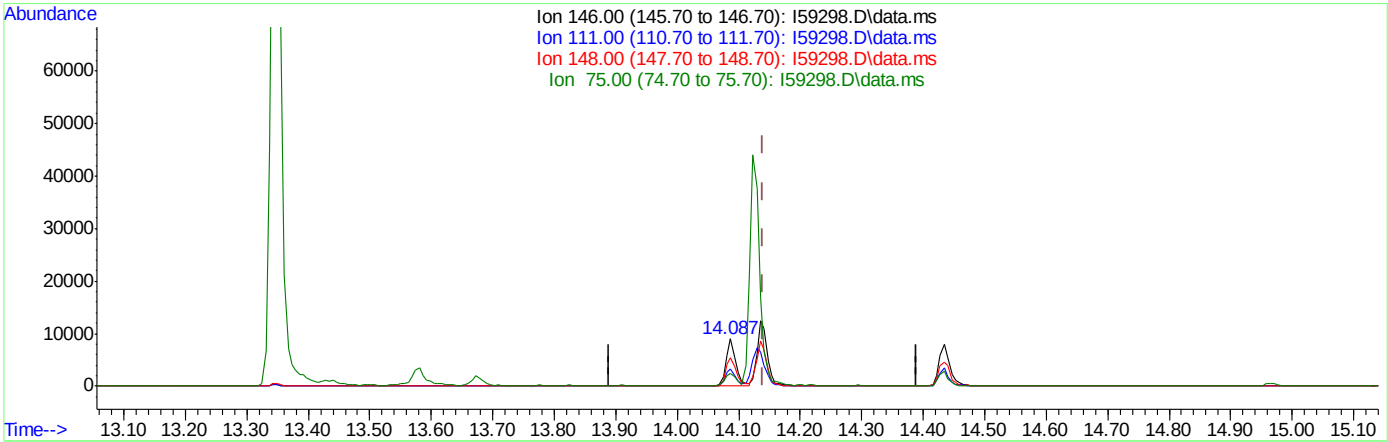

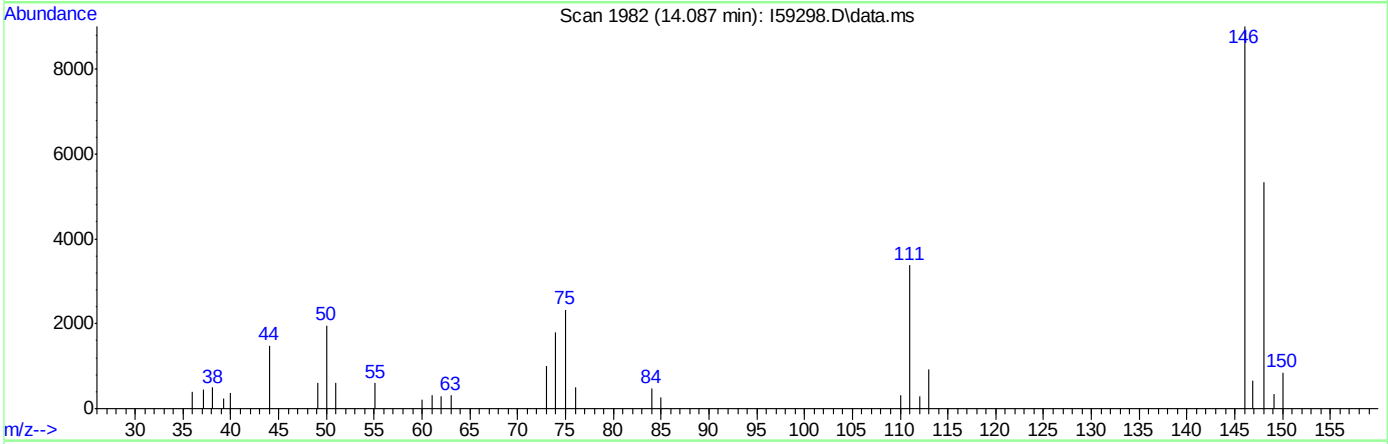

TIC: I59298.D\data.ms

(97) 1,4-Dichlorobenzene

14.087min (-0.053) 0.88ug/L

response 9885

Ion	Exp%	Act%
146.00	100	100
111.00	39.10	37.56
148.00	64.50	59.24
75.00	31.20	25.85

Quantitation Report (Qedit)

Data Path : C:\msdchem\2\DATA\121218\
Data File : I59298.D
Acq On : 12 Dec 2018 1:11 pm
Operator : ANAJ
Sample : IC1803-1 Inst : MSVOA16
Misc : MS42092,VI1803,,,,,
ALS Vial : 1 Sample Multiplier: 1

Quant Time: Dec 12 13:34:07 2018
Quant Method : C:\msdchem\2\METHODS\I-December1218.M
Quant Title : SW-846 Method 5035A/8260B
QLast Update : Wed Nov 28 16:54:23 2018
Response via : Initial Calibration

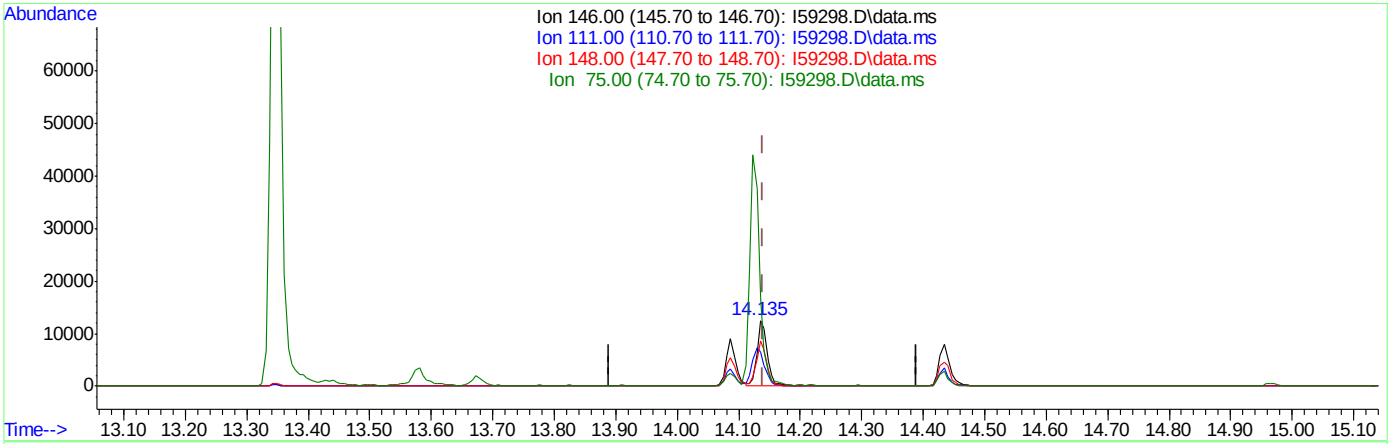

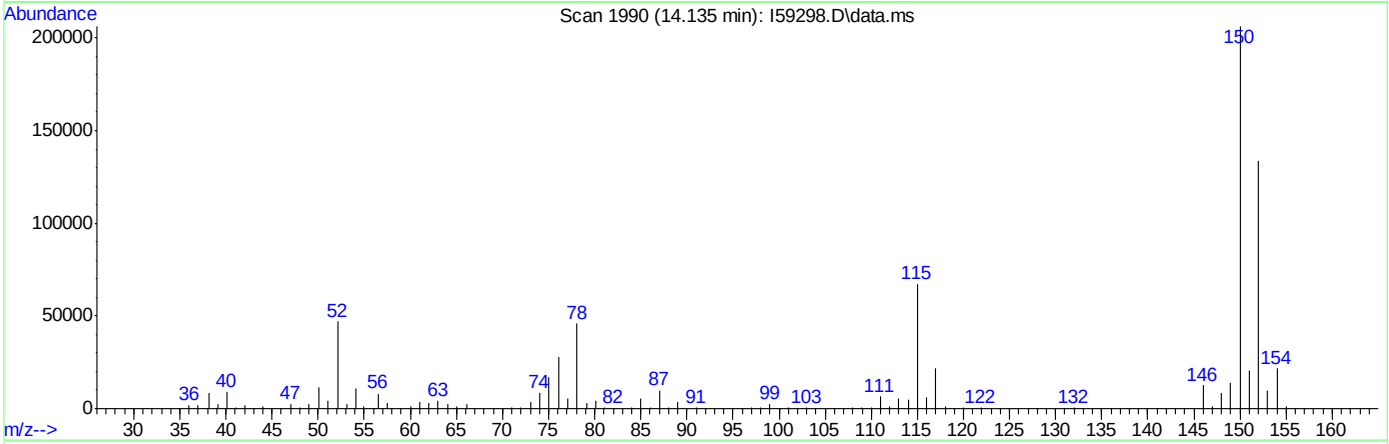

TIC: I59298.D\data.ms

(97) 1,4-Dichlorobenzene

14.135min (-0.005) 1.29ug/L m

response 14583

Ion	Exp%	Act%
146.00	100	100
111.00	39.10	51.64
148.00	64.50	68.95
75.00	31.20	135.45#

Quantitation Report (Qedit)

Data Path : C:\msdchem\2\DATA\121218\
Data File : I59298.D
Acq On : 12 Dec 2018 1:11 pm
Operator : ANAJ
Sample : IC1803-1 Inst : MSVOA16
Misc : MS42092,VI1803,,,,,
ALS Vial : 1 Sample Multiplier: 1

Quant Time: Dec 12 13:34:07 2018
Quant Method : C:\msdchem\2\METHODS\I-December1218.M
Quant Title : SW-846 Method 5035A/8260B
QLast Update : Wed Nov 28 16:54:23 2018
Response via : Initial Calibration

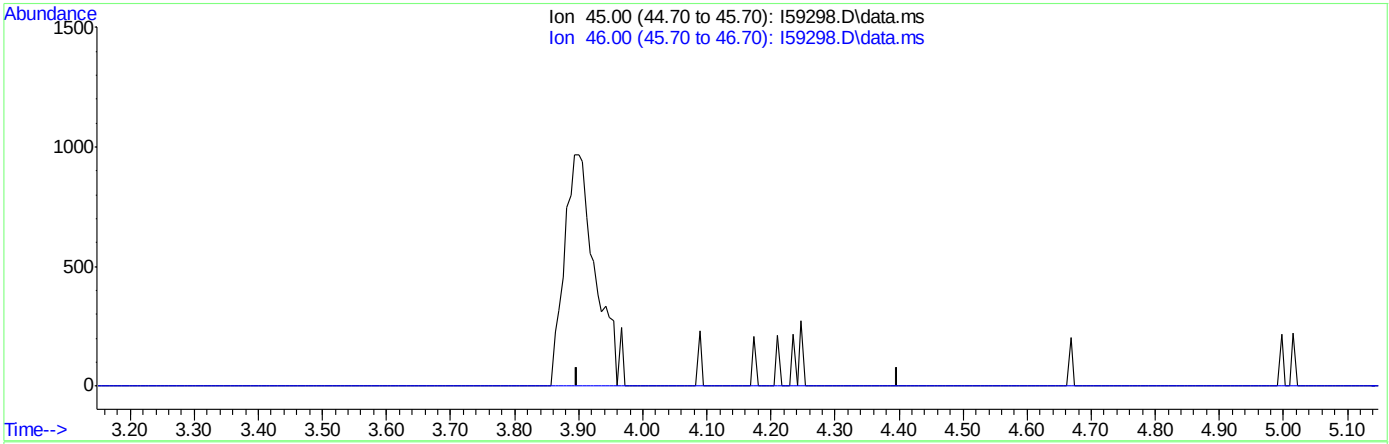

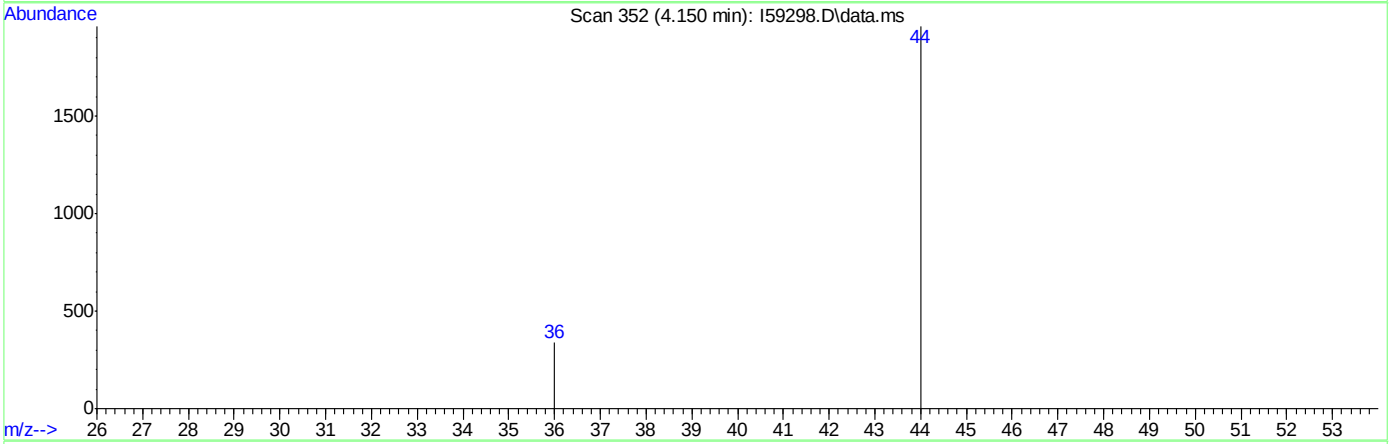

TIC: I59298.D\data.ms

(107) Ethanol

4.148min (-4.148) 0.00ug/L

response 0

Ion	Exp%	Act%
45.00	100	0.00
46.00	36.40	0.00#
0.00	0.00	0.00
0.00	0.00	0.00

Quantitation Report (Qedit)

Data Path : C:\msdchem\2\DATA\121218\
Data File : I59298.D
Acq On : 12 Dec 2018 1:11 pm
Operator : ANAJ
Sample : IC1803-1 Inst : MSVOA16
Misc : MS42092,VI1803,,,,,
ALS Vial : 1 Sample Multiplier: 1

Quant Time: Dec 12 13:34:07 2018
Quant Method : C:\msdchem\2\METHODS\I-December1218.M
Quant Title : SW-846 Method 5035A/8260B
QLast Update : Wed Nov 28 16:54:23 2018
Response via : Initial Calibration

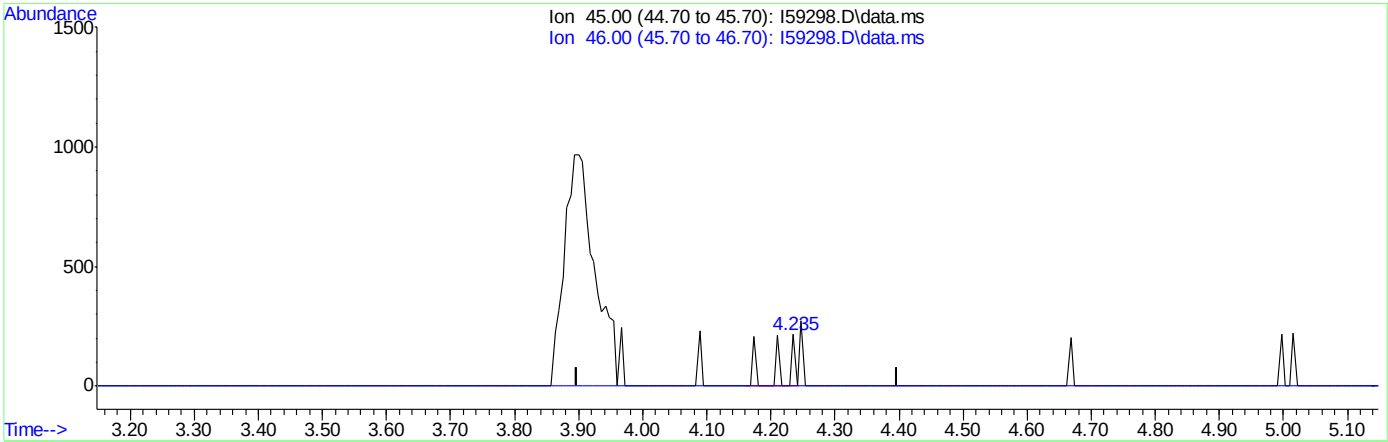

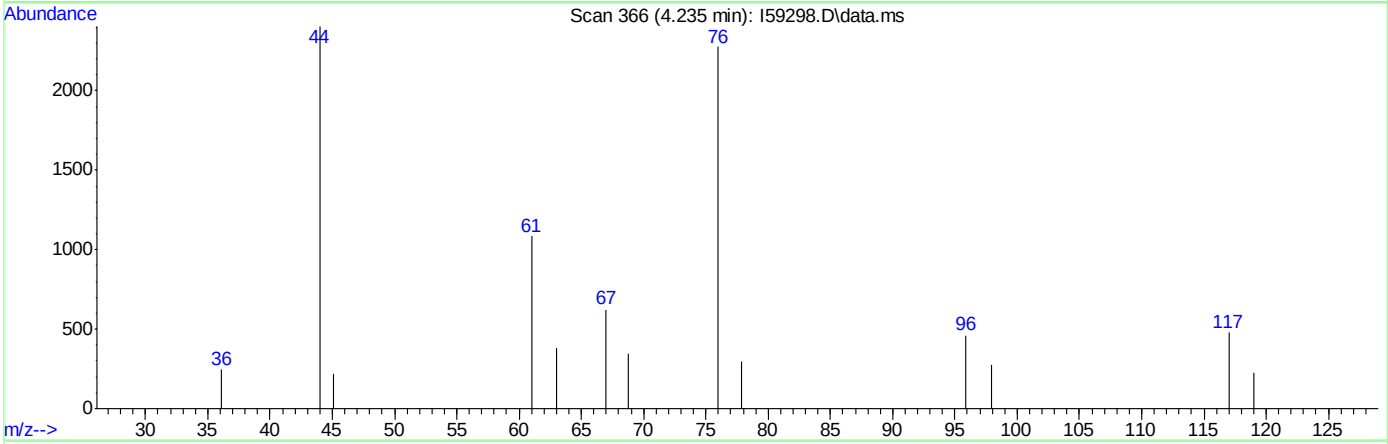

TIC: I59298.D\data.ms

(107) Ethanol

4.235min (+0.087) 7.05ug/L m

response 233

Ion	Exp%	Act%
45.00	100	100
46.00	36.40	0.00#
0.00	0.00	0.00
0.00	0.00	0.00

Quantitation Report (Qedit)

Data Path : C:\msdchem\2\DATA\121218\
Data File : I59298.D
Acq On : 12 Dec 2018 1:11 pm
Operator : ANAJ
Sample : IC1803-1 Inst : MSVOA16
Misc : MS42092,VI1803,,,,,
ALS Vial : 1 Sample Multiplier: 1

Quant Time: Dec 12 13:34:07 2018
Quant Method : C:\msdchem\2\METHODS\I-December1218.M
Quant Title : SW-846 Method 5035A/8260B
QLast Update : Wed Nov 28 16:54:23 2018
Response via : Initial Calibration

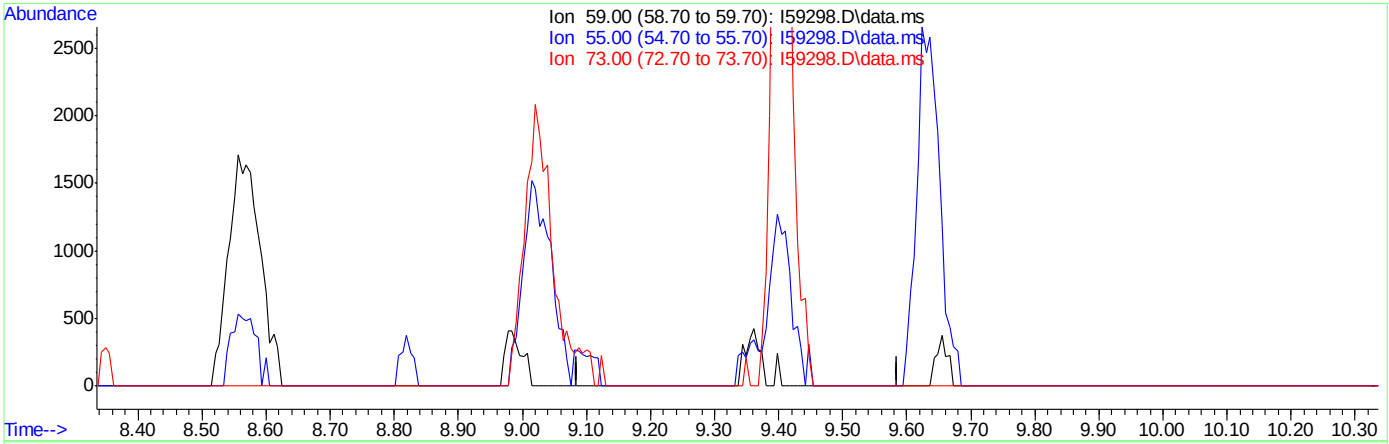

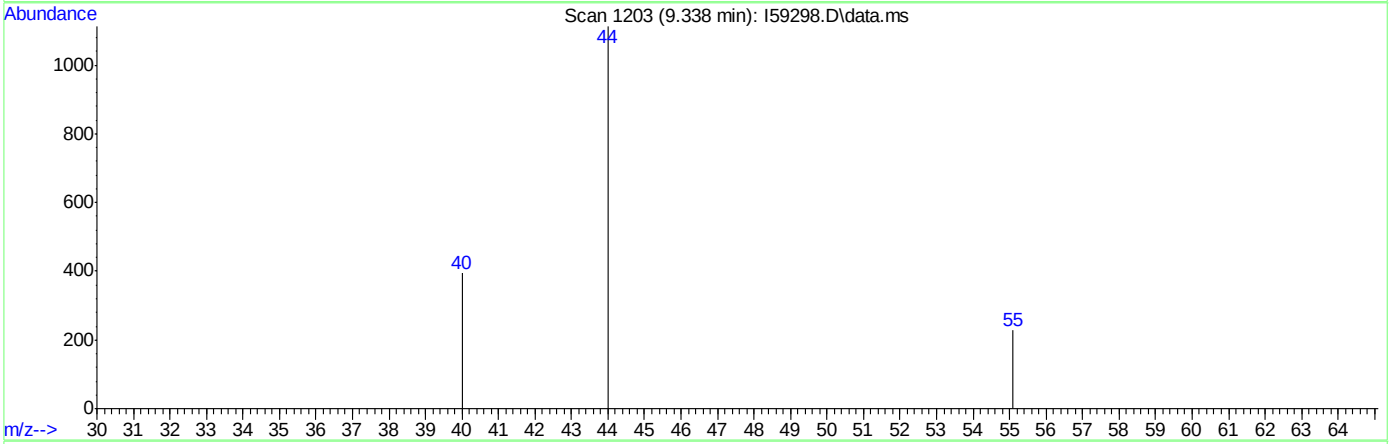

TIC: I59298.D\data.ms

(111) Tert Amyl Alcohol

9.336min (-9.336) 0.00ug/L

response 0

Ion	Exp%	Act%
59.00	100	0.00
55.00	83.70	0.00#
73.00	51.60	0.00#
0.00	0.00	0.00

Quantitation Report (Qedit)

Data Path : C:\msdchem\2\DATA\121218\
Data File : I59298.D
Acq On : 12 Dec 2018 1:11 pm
Operator : ANAJ
Sample : IC1803-1 Inst : MSVOA16
Misc : MS42092,VI1803,,,,,
ALS Vial : 1 Sample Multiplier: 1

Quant Time: Dec 12 13:34:07 2018
Quant Method : C:\msdchem\2\METHODS\I-December1218.M
Quant Title : SW-846 Method 5035A/8260B
QLast Update : Wed Nov 28 16:54:23 2018
Response via : Initial Calibration

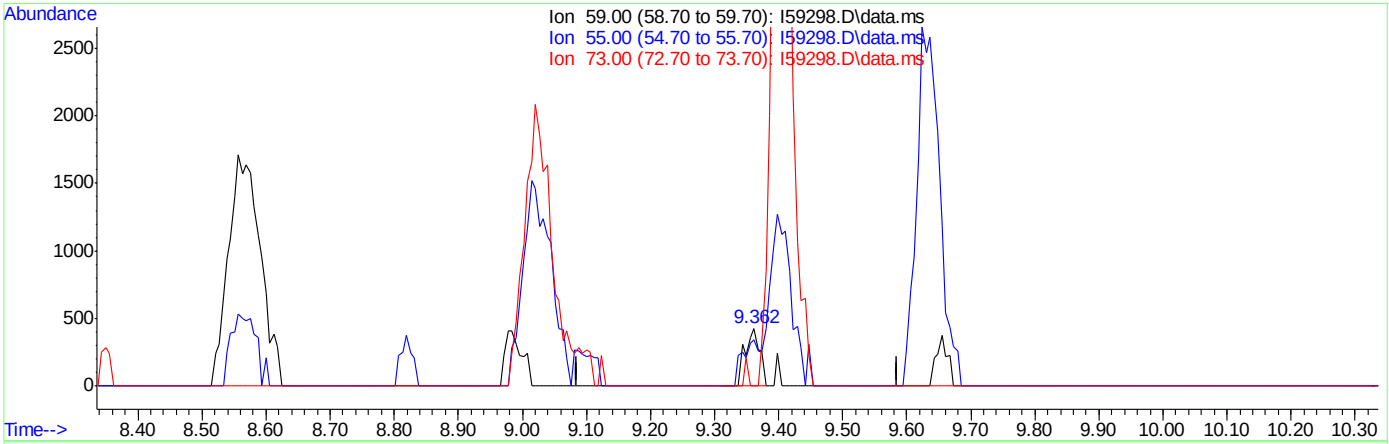

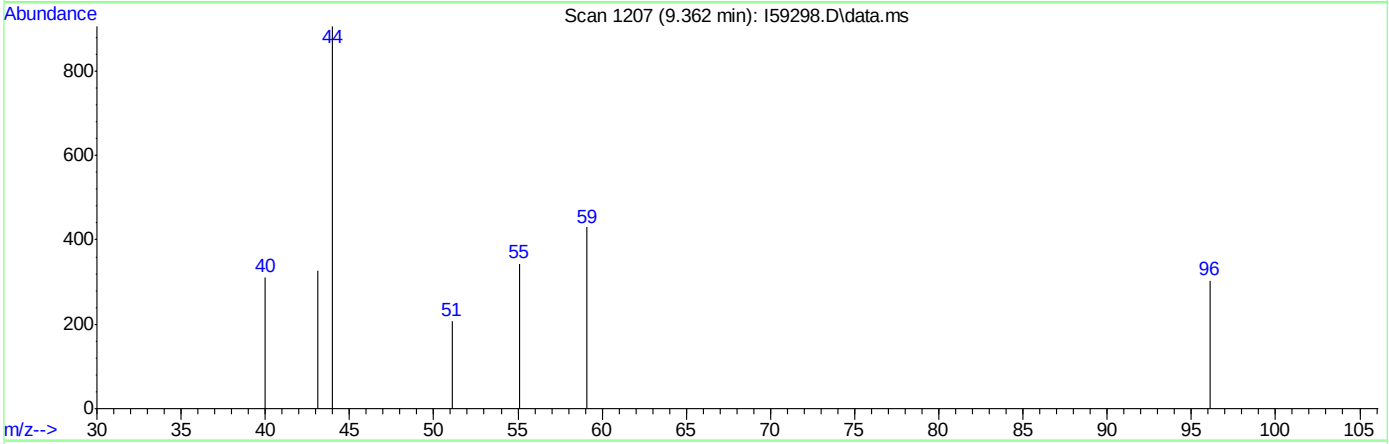

TIC: I59298.D\data.ms

(111) Tert Amyl Alcohol

9.362min (+0.026) 4.96ug/L m

response 679

Ion	Exp%	Act%
59.00	100	100
55.00	83.70	80.00
73.00	51.60	0.00#
0.00	0.00	0.00

Manual Integrations APPROVED (compounds with "m" flag)
Juan Garcia 12/13/18 11:26

Quantitation Report (QT Reviewed)

Data Path : C:\msdchem\2\DATA\121218\
Data File : I59299.D
Acq On : 12 Dec 2018 1:34 pm
Operator : ANAJ
Sample : IC1803-2 Inst : MSVOA16
Misc : MS42092,VI1803,,,,,
ALS Vial : 2 Sample Multiplier: 1

Quant Time: Dec 12 14:01:13 2018
Quant Method : C:\msdchem\2\METHODS\I-December1218.M
Quant Title : SW-846 Method 5035A/8260B
QLast Update : Wed Nov 28 16:54:23 2018
Response via : Initial Calibration

Compound	R.T.	QIon	Response	Conc	Units		Dev(Min)
Internal Standards							
1) Fluorobenzene	9.411	96	822585	50.00	ug/L		0.00
56) Chlorobenzene-d5	12.453	117	628774	50.00	ug/L		0.00
78) 1,4-Dichlorobenzene-d4	14.129	152	344335	50.00	ug/L		0.00
106) Tert Butyl Alcohol-d10	5.619	65	42694	250.00	ug/L		0.00
System Monitoring Compounds							
36) Dibromofluoromethane	8.075	113	248413	50.99	ug/L		0.00
Spiked Amount 50.000	Range 83 - 118		Recovery = 101.98%				
46) 1,2-Dichloroethane-d4	8.984	65	343747	59.37	ug/L		0.00
Spiked Amount 50.000	Range 79 - 125		Recovery = 118.74%				
57) Toluene-d8	11.148	98	819856	52.32	ug/L		0.00
Spiked Amount 50.000	Range 85 - 112		Recovery = 104.64%				
79) 4-Bromofluorobenzene	13.349	174	251834	51.72	ug/L		0.00
Spiked Amount 50.000	Range 83 - 118		Recovery = 103.44%				
Target Compounds							Qvalue
2) Dichlorodifluoromethane	2.156	85	28390	5.22	ug/L		91
3) Chloromethane	2.467	50	52368	5.43	ug/L		99
4) 1,3-Butadiene	2.595	39	25744m	5.35	ug/L		
5) Vinyl Chloride	2.570	62	26166	4.12	ug/L		96
6) Bromomethane	3.064	94	16815	3.99	ug/L		95
7) Chloroethane	3.278	64	13221m	4.77	ug/L		
8) Trichlorofluoromethane	3.454	101	39139	4.67	ug/L		98
9) Ethyl Ether	3.893	59	18461	4.63	ug/L		90
10) 1,2-Dichlorotrifluoroe...	4.265	67	27667m	4.56	ug/L		
11) 1,1-Dichloroethene	4.229	61	39333m	4.79	ug/L		
12) Freon 113	4.326	101	21754m	4.25	ug/L		
13) Carbon Disulfide	4.241	76	58749	4.07	ug/L		98
14) Iodomethane	4.436	142	28804	3.79	ug/L		92
15) Allyl chloride	4.911	41	28728	4.24	ug/L		87
16) Methylene Chloride	5.119	49	41567	4.73	ug/L		91
17) Acetone	5.149	43	30637	25.93	ug/L		92
18) Methyl acetate	5.363	43	68133	21.41	ug/L		97
19) trans-1,2-Dichloroethene	5.338	61	31311	4.36	ug/L		91
20) Hexane	5.478	56	23916	4.81	ug/L	#	88
21) Methyl Tert Butyl Ether	5.533	73	26869	4.36	ug/L		88
22) Acetonitrile	5.856	41	12525	25.23	ug/L		91
23) Di-isopropyl ether	6.173	45	80335	5.70	ug/L		82
24) Chloroprene	6.283	53	33860	5.70	ug/L		93
25) 1,1-Dichloroethane	6.320	63	57800	6.24	ug/L		99
26) Acrylonitrile	6.387	53	45303	34.25	ug/L		93
27) ETBE	6.795	59	49754	4.89	ug/L		93
28) Vinyl acetate	6.777	43	233711	25.35	ug/L		94
29) cis-1,2-Dichloroethene	7.252	96	21111	4.97	ug/L		97
30) 2,2-Dichloropropane	7.423	77	12274	5.94	ug/L		100
31) Bromochloromethane	7.594	128	13555	5.49	ug/L	#	74
32) Cyclohexane	7.618	56	26130	3.69	ug/L		85
33) Chloroform	7.752	83	54526	6.14	ug/L		93
34) Ethyl acetate	8.014	43	86291	21.04	ug/L		99

Quantitation Report (QT Reviewed)

Data Path : C:\msdchem\2\DATA\121218\
Data File : I59299.D
Acq On : 12 Dec 2018 1:34 pm
Operator : ANAJ
Sample : IC1803-2 Inst : MSVOA16
Misc : MS42092,VI1803,,,,,
ALS Vial : 2 Sample Multiplier: 1

Quant Time: Dec 12 14:01:13 2018
Quant Method : C:\msdchem\2\METHODS\I-December1218.M
Quant Title : SW-846 Method 5035A/8260B
QLast Update : Wed Nov 28 16:54:23 2018
Response via : Initial Calibration

Compound	R.T.	QIon	Response	Conc	Units		Dev(Min)
35) Tetrahydrofuran	8.045	42	13781m	6.25	ug/L		
37) Carbon Tetrachloride	7.996	117	34144	5.69	ug/L		98
38) 1,1,1-Trichloroethane	8.100	97	41090	6.13	ug/L		97
39) 2-Butanone	8.331	43	36752	29.15	ug/L		96
40) 1,1-Dichloropropene	8.344	75	23834	4.13	ug/L		91
41) tert-Butyl formate	8.563	59	63341	114.11	ug/L		97
42) Propionitrile	8.801	54	34850	66.57	ug/L		87
43) Methacrylonitrile	8.844	41	160810	60.06	ug/L		98
44) Benzene	8.783	78	91881	4.91	ug/L		96
45) TAME	9.020	73	39497	4.55	ug/L	#	73
47) 1,2-Dichloroethane	9.100	62	49805	7.00	ug/L		98
48) Trichloroethene	9.648	95	28511	5.76	ug/L		91
49) Methylcyclohexane	9.636	83	32298	4.30	ug/L	#	79
50) Dibromomethane	10.148	93	16348	5.79	ug/L		90
51) 1,2-Dichloropropane	10.246	63	27539	5.60	ug/L		90
52) Bromodichloromethane	10.337	83	35068	5.94	ug/L		97
53) Methyl methacrylate	10.532	41	9056	5.08	ug/L		93
54) 2-Chloroethyl vinyl ether	10.922	63	35668	12.41	ug/L		85
55) cis-1,3-Dichloropropene	10.977	75	34861	5.77	ug/L		90
58) Toluene	11.197	91	105872	5.78	ug/L		99
59) 2-Nitropropane	11.386	41	27116	37.56	ug/L		92
60) 4-Methyl-2-pentanone	11.526	43	95538	28.75	ug/L		95
61) trans-1,3-Dichloropropene	11.569	75	30091	5.42	ug/L		89
62) Tetrachloroethene	11.550	166	29017	6.09	ug/L		96
63) Ethyl methacrylate	11.709	69	14347	4.51	ug/L	#	78
64) 1,1,2-Trichloroethane	11.703	83	20047	5.69	ug/L		92
65) Dibromochloromethane	11.861	129	23506	6.07	ug/L		100
66) 1,3-Dichloropropane	11.928	76	36332	5.60	ug/L		89
67) 1,2-Dibromoethane	12.056	107	19377	5.73	ug/L		99
68) 2-hexanone	12.215	43	84561	31.23	ug/L		90
69) 1-Chlorohexane	12.440	91	27327	4.47	ug/L	#	49
70) Ethylbenzene	12.477	91	124525	5.86	ug/L		96
71) Chlorobenzene	12.465	112	76835	5.72	ug/L		92
72) 1,1,1,2-Tetrachloroethane	12.514	131	26037	5.87	ug/L		99
73) m,p-Xylene	12.587	91	174190	10.65	ug/L		96
74) o-Xylene	12.910	91	68022	4.42	ug/L		97
75) Styrene	12.953	104	48780	4.01	ug/L		95
76) Bromoform	12.989	173	14277	6.34	ug/L		92
77) Isopropylbenzene	13.135	105	77362	4.43	ug/L		99
80) cis-1,4-Dichloro-2-butene	13.385	53	9175	6.90	ug/L	#	70
81) n-Propylbenzene	13.428	91	139991	5.05	ug/L		97
82) Bromobenzene	13.434	156	31511	5.42	ug/L		96
83) 1,1,2,2-Tetrachloroethane	13.471	83	29546	5.52	ug/L		94
84) 1,3,5-Trimethylbenzene	13.556	105	82225	4.39	ug/L		100
85) 2-Chlorotoluene	13.666	91	79663	5.05	ug/L		96
86) trans-1,4-Dichloro-2-B...	13.593	53	7665	5.81	ug/L	#	79
87) 1,2,3-Trichloropropane	13.580	110	8124	5.79	ug/L		94
88) Cyclohexanone	13.617	55	6479	68.39	ug/L		88
89) 4-Chlorotoluene	13.666	91	79663	5.05	ug/L		97
90) tert-Butylbenzene	13.782	91	49377	5.17	ug/L		86

Quantitation Report (QT Reviewed)

Data Path : C:\msdchem\2\DATA\121218\
Data File : I59299.D
Acq On : 12 Dec 2018 1:34 pm
Operator : ANAJ
Sample : IC1803-2 Inst : MSVOA16
Misc : MS42092,VI1803,,,,,
ALS Vial : 2 Sample Multiplier: 1

Quant Time: Dec 12 14:01:13 2018
Quant Method : C:\msdchem\2\METHODS\I-December1218.M
Quant Title : SW-846 Method 5035A/8260B
QLast Update : Wed Nov 28 16:54:23 2018
Response via : Initial Calibration

	Compound	R.T.	QIon	Response	Conc	Units		Dev(Min)
92)	1,2,4-Trimethylbenzene	13.830	105	87057	4.84	ug/L		96
93)	Pentachloroethane	13.818	167	19680	6.27	ug/L		85
94)	sec-Butylbenzene	13.904	105	111349	4.83	ug/L		99
95)	4-Isopropyltoluene	13.989	119	82731	4.51	ug/L		97
96)	1,3-Dichlorobenzene	14.080	146	56827	5.62	ug/L		96
97)	1,4-Dichlorobenzene	14.135	146	68025m	5.74	ug/L		
98)	n-Butylbenzene	14.281	92	49863	4.65	ug/L		96
99)	Benzyl Chloride	14.300	126	6759	4.83	ug/L	#	72
100)	1,2-Dichlorobenzene	14.434	146	53872	5.68	ug/L		95
101)	1,2-Dibromo-3-Chloropr...	14.964	75	3833	6.83	ug/L		89
102)	Hexachlorobutadiene	15.373	225	20693	5.62	ug/L		90
103)	1,2,4-Trichlorobenzene	15.415	180	27948	4.74	ug/L		98
104)	Naphthalene	15.629	128	37158	3.86	ug/L		98
105)	1,2,3-Trichlorobenzene	15.757	180	28305	5.41	ug/L		97
107)	Ethanol	4.149	45	3848m	108.41	ug/L		
108)	Acrolein	4.680	56	12850	16.49	ug/L		92
109)	Tert Butyl Alcohol	5.740	59	18594	65.55	ug/L		94
110)	Isobutyl alcohol	9.234	43	11993	132.65	ug/L		96
111)	Tert Amyl Alcohol	9.350	59	7533	50.35	ug/L		91
112)	1,4-Dioxane	10.557	88	1099	50.68	ug/L	#	81
113)	3,3-Dimethyl-1-butanol	12.203	57	64925	211.26	ug/L		93

(#) = qualifier out of range (m) = manual integration (+) = signals summed

Quantitation Report (QT Reviewed)

Data Path : C:\msdchem\2\DATA\121218\
Data File : I59299.D
Acq On : 12 Dec 2018 1:34 pm
Operator : ANAJ
Sample : IC1803-2 Inst : MSVOA16
Misc : MS42092,VI1803,,,,,
ALS Vial : 2 Sample Multiplier: 1

Quant Time: Dec 12 14:01:13 2018
Quant Method : C:\msdchem\2\METHODS\I-December1218.M
Quant Title : SW-846 Method 5035A/8260B
QLast Update : Wed Nov 28 16:54:23 2018
Response via : Initial Calibration

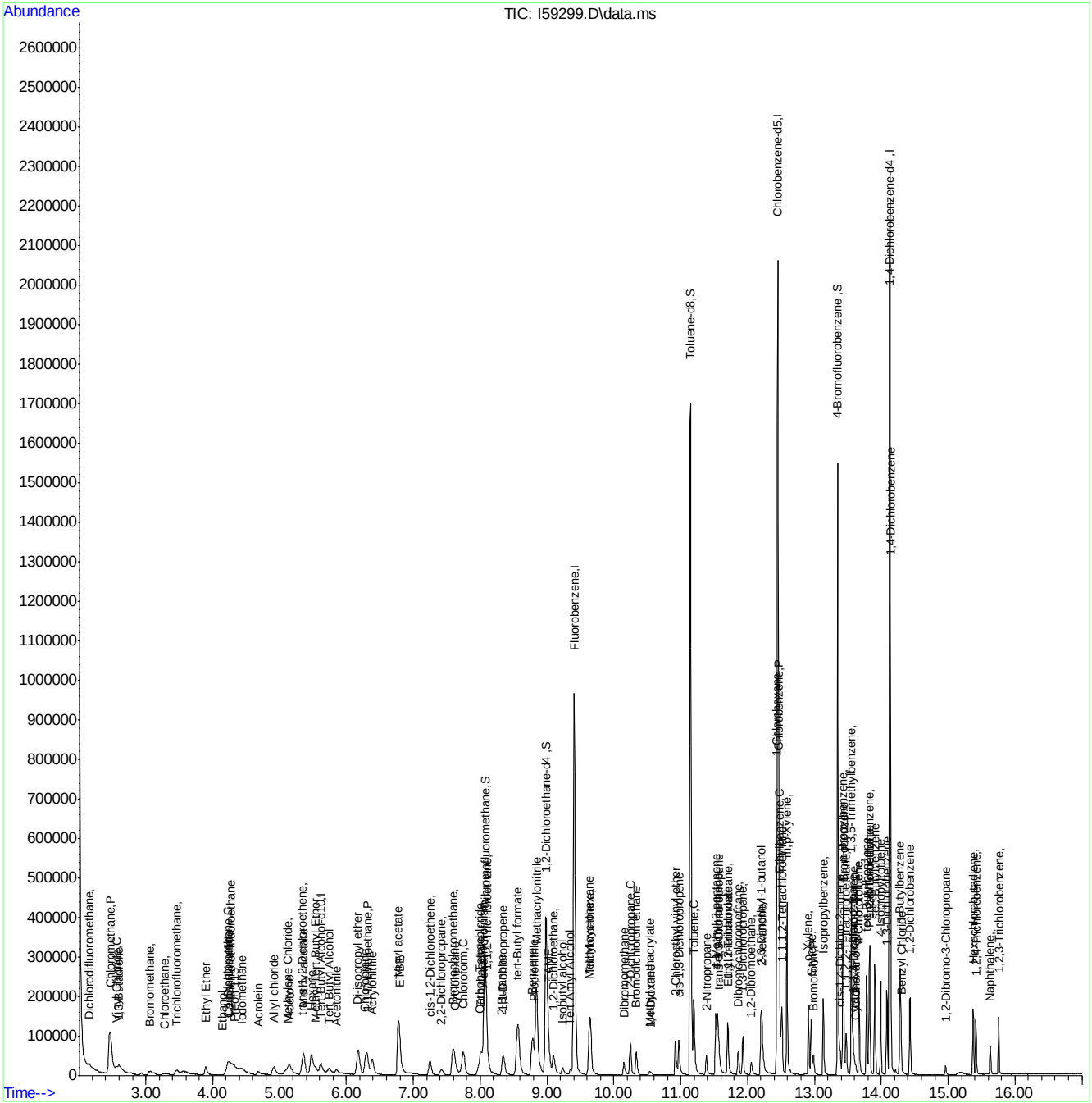

Manual Integration Approval Summary

Sample Number: VI1803-IC1803
Lab FileID: I59299.D
Injection Time: 12/12/18 13:34
Method: SW846 8260B
Analyst approved: 12/13/18 08:28 Ana Jimenez
Supervisor approved: 12/13/18 11:26 Juan Garcia

Parameter	CAS	Sig#	R.T. (min.)	Reason
1,3-Butadiene	106-99-0		2.59	Poor instrument integration
Chloroethane	75-00-3		3.28	Poor instrument integration
Ethyl Alcohol	64-17-5		4.15	Missed peak
1,1-Dichloroethylene	75-35-4		4.23	Poor instrument integration
1,2-Dichlorotrifluoroethane	354-23-4		4.27	Poor instrument integration
Freon 113	76-13-1		4.33	Poor instrument integration
Tetrahydrofuran	109-99-9		8.04	Poor instrument integration
1,4-Dichlorobenzene	106-46-7		14.14	Missed peak

Quantitation Report (Qedit)

Data Path : C:\msdchem\2\DATA\121218\
Data File : I59299.D
Acq On : 12 Dec 2018 1:34 pm
Operator : ANAJ
Sample : IC1803-2 Inst : MSVOA16
Misc : MS42092,VI1803,,,,,
ALS Vial : 2 Sample Multiplier: 1

Quant Time: Dec 12 13:57:24 2018
Quant Method : C:\msdchem\2\METHODS\I-December1218.M
Quant Title : SW-846 Method 5035A/8260B
QLast Update : Wed Nov 28 16:54:23 2018
Response via : Initial Calibration

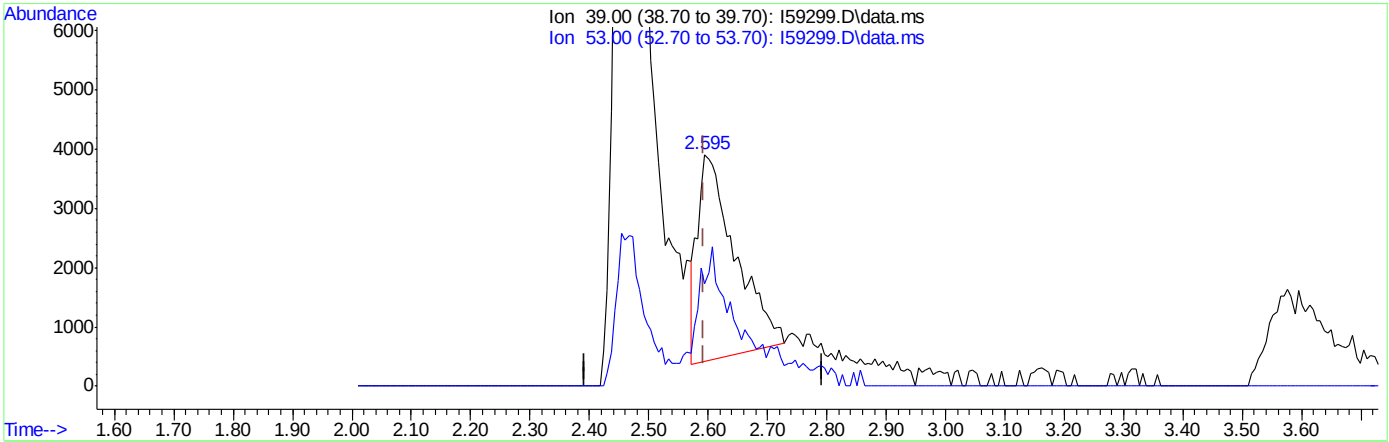

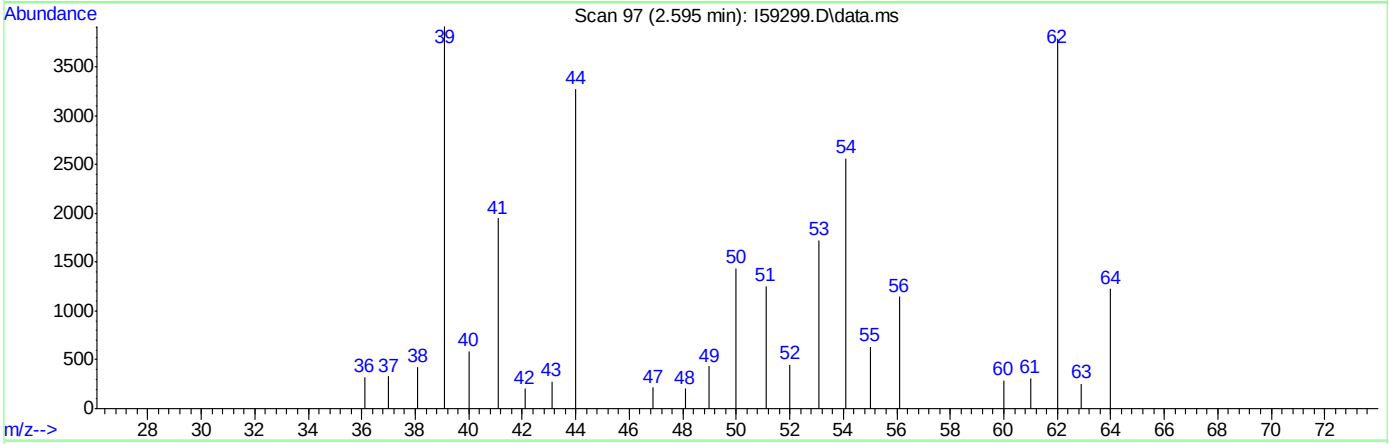

TIC: I59299.D\data.ms

(4) 1,3-Butadiene

2.595min (+0.001) 3.19ug/L

response 15382

Ion	Exp%	Act%
39.00	100	100
53.00	69.90	43.08#
0.00	0.00	0.00
0.00	0.00	0.00

Quantitation Report (Qedit)

Data Path : C:\msdchem\2\DATA\121218\
Data File : I59299.D
Acq On : 12 Dec 2018 1:34 pm
Operator : ANAJ
Sample : IC1803-2 Inst : MSVOA16
Misc : MS42092,VI1803,,,,,
ALS Vial : 2 Sample Multiplier: 1

Quant Time: Dec 12 13:57:24 2018
Quant Method : C:\msdchem\2\METHODS\I-December1218.M
Quant Title : SW-846 Method 5035A/8260B
QLast Update : Wed Nov 28 16:54:23 2018
Response via : Initial Calibration

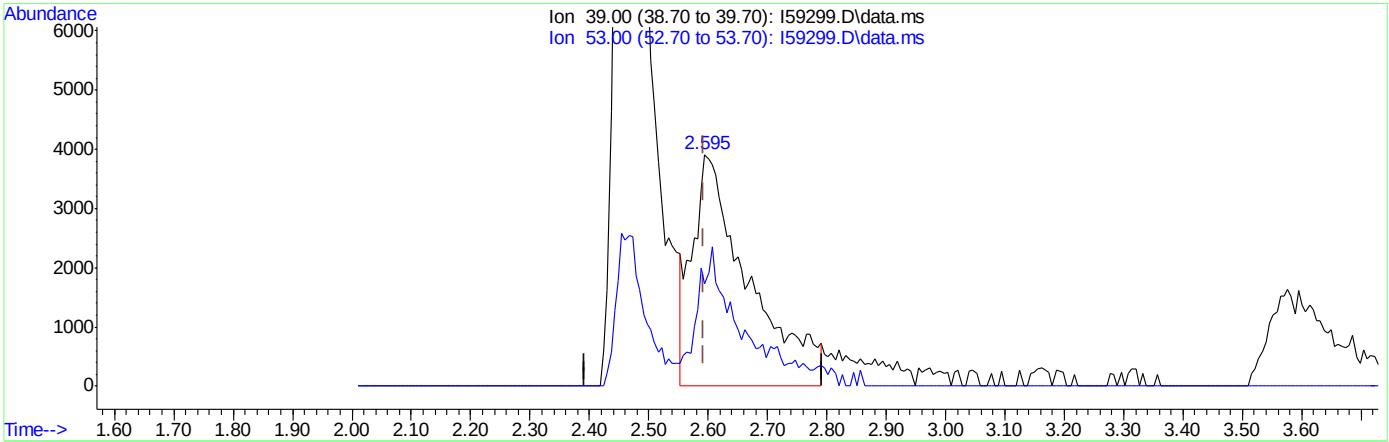

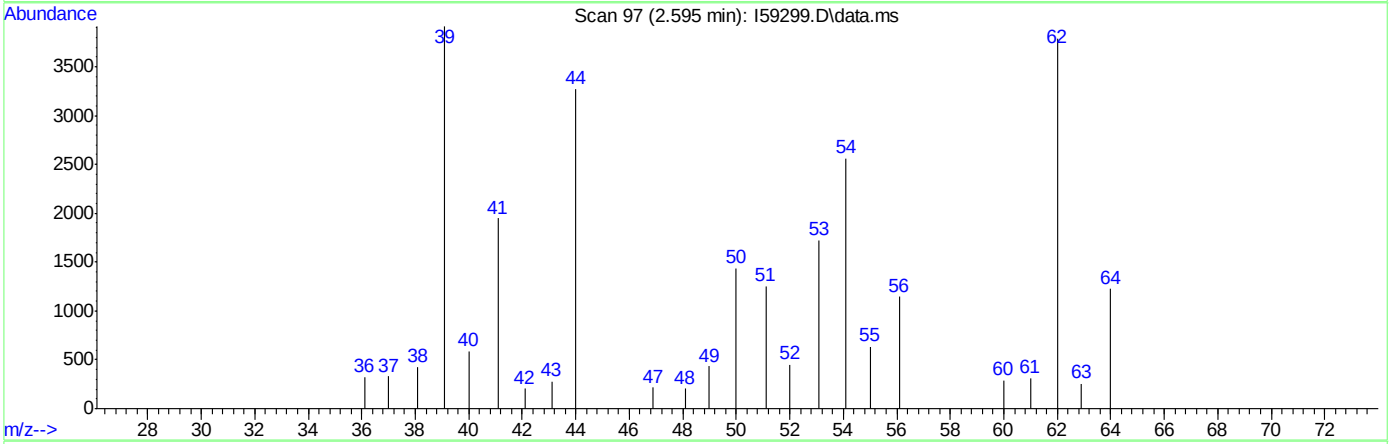

TIC: I59299.D\data.ms

(4) 1,3-Butadiene

2.595min (+0.001) 5.35ug/L m

response 25744

Ion	Exp%	Act%
39.00	100	100
53.00	69.90	44.08#
0.00	0.00	0.00
0.00	0.00	0.00

Quantitation Report (Qedit)

Data Path : C:\msdchem\2\DATA\121218\
Data File : I59299.D
Acq On : 12 Dec 2018 1:34 pm
Operator : ANAJ
Sample : IC1803-2 Inst : MSVOA16
Misc : MS42092,VI1803,,,,,
ALS Vial : 2 Sample Multiplier: 1

Quant Time: Dec 12 13:57:24 2018
Quant Method : C:\msdchem\2\METHODS\I-December1218.M
Quant Title : SW-846 Method 5035A/8260B
QLast Update : Wed Nov 28 16:54:23 2018
Response via : Initial Calibration

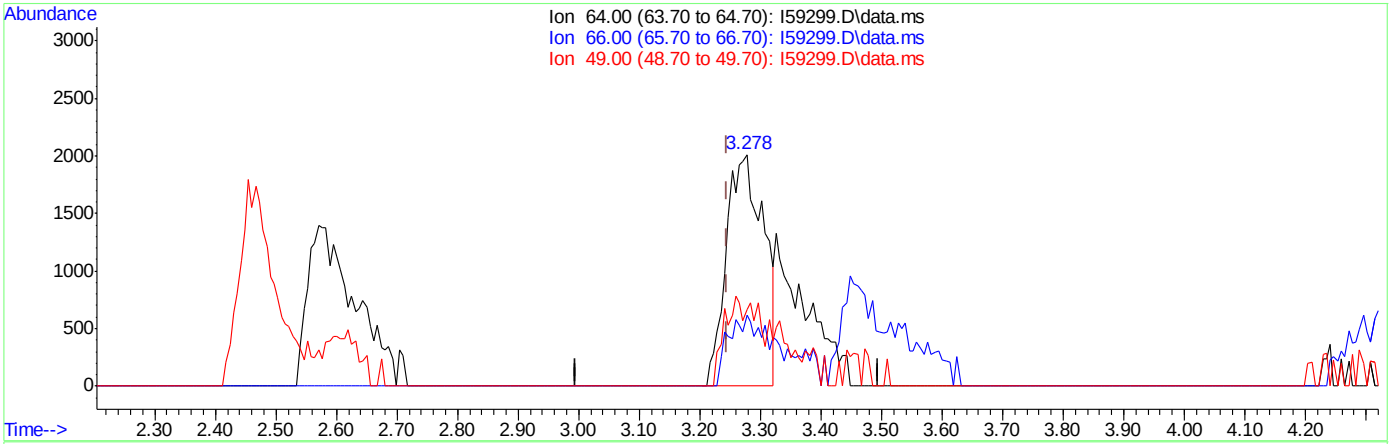

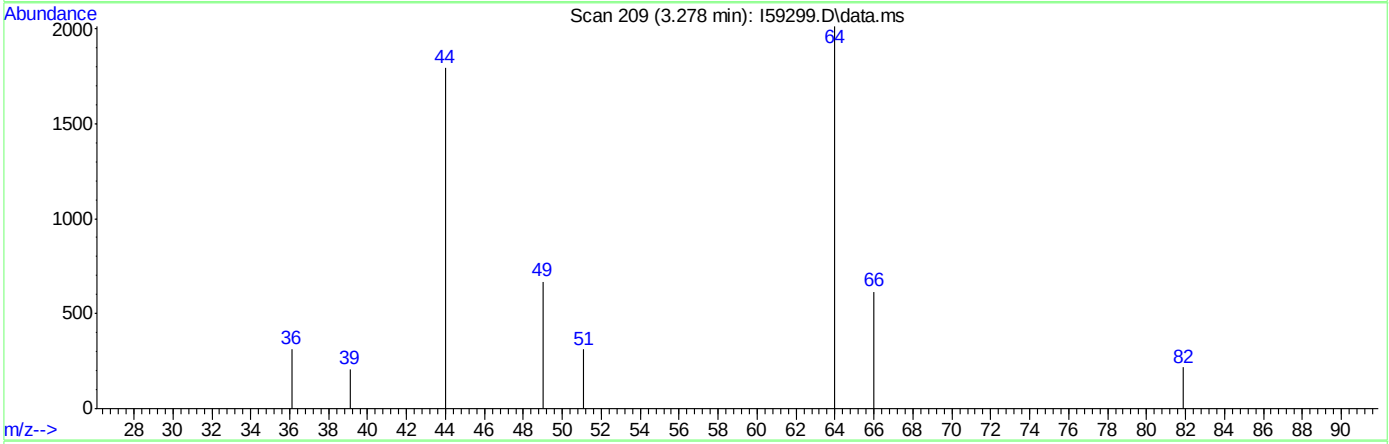

TIC: I59299.D\data.ms

(7) Chloroethane ( )

3.278min (+0.032) 3.07ug/L

response 8534

Ion	Exp%	Act%
64.00	100	100
66.00	31.00	30.62
49.00	31.20	33.15
0.00	0.00	0.00

Quantitation Report (Qedit)

Data Path : C:\msdchem\2\DATA\121218\
Data File : I59299.D
Acq On : 12 Dec 2018 1:34 pm
Operator : ANAJ
Sample : IC1803-2 Inst : MSVOA16
Misc : MS42092,VI1803,,,,,
ALS Vial : 2 Sample Multiplier: 1

Quant Time: Dec 12 13:57:24 2018
Quant Method : C:\msdchem\2\METHODS\I-December1218.M
Quant Title : SW-846 Method 5035A/8260B
QLast Update : Wed Nov 28 16:54:23 2018
Response via : Initial Calibration

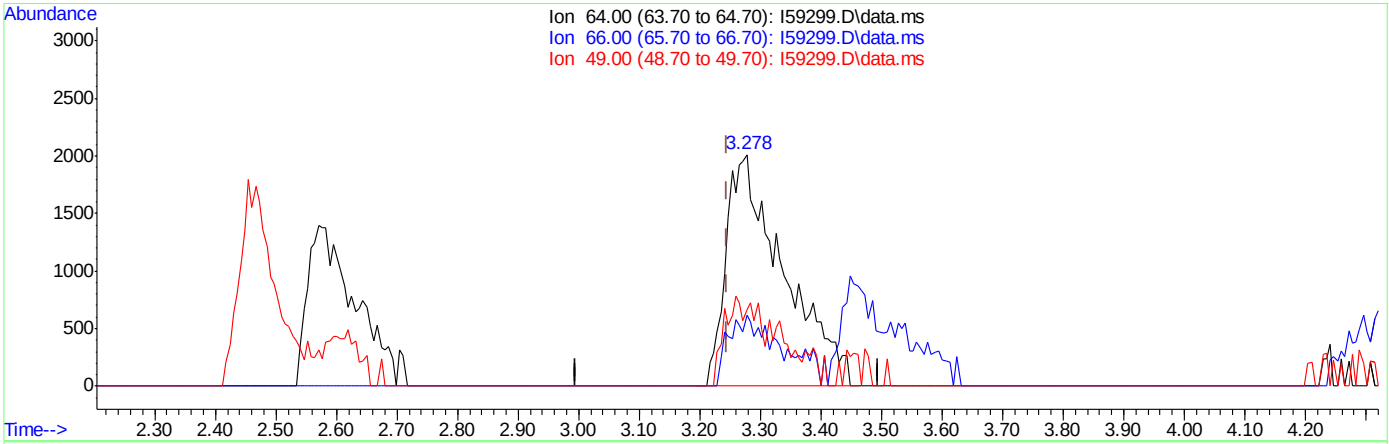

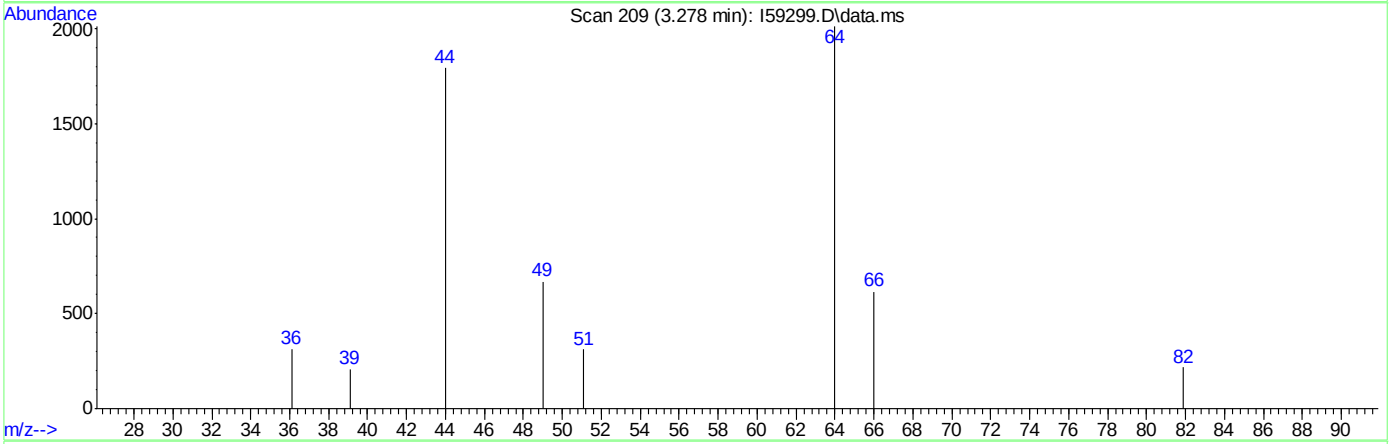

TIC: I59299.D\data.ms

(7) Chloroethane ( )

3.278min (+0.032) 4.77ug/L m

response 13221

Ion	Exp%	Act%
64.00	100	100
66.00	31.00	30.62
49.00	31.20	33.15
0.00	0.00	0.00

Quantitation Report (Qedit)

Data Path : C:\msdchem\2\DATA\121218\
Data File : I59299.D
Acq On : 12 Dec 2018 1:34 pm
Operator : ANAJ
Sample : IC1803-2 Inst : MSVOA16
Misc : MS42092,VI1803,,,,,
ALS Vial : 2 Sample Multiplier: 1

Quant Time: Dec 12 13:57:24 2018
Quant Method : C:\msdchem\2\METHODS\I-December1218.M
Quant Title : SW-846 Method 5035A/8260B
QLast Update : Wed Nov 28 16:54:23 2018
Response via : Initial Calibration

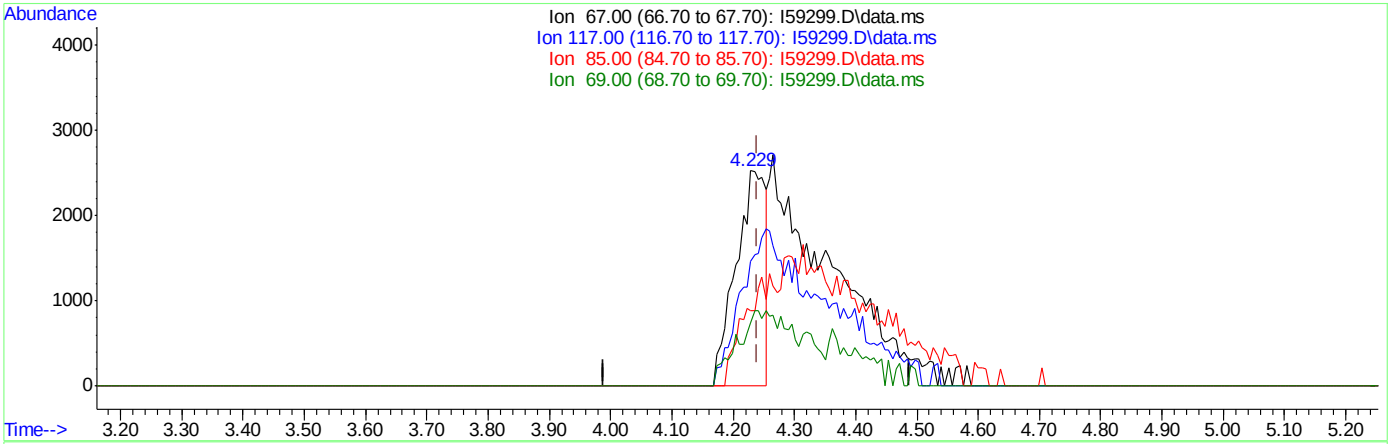

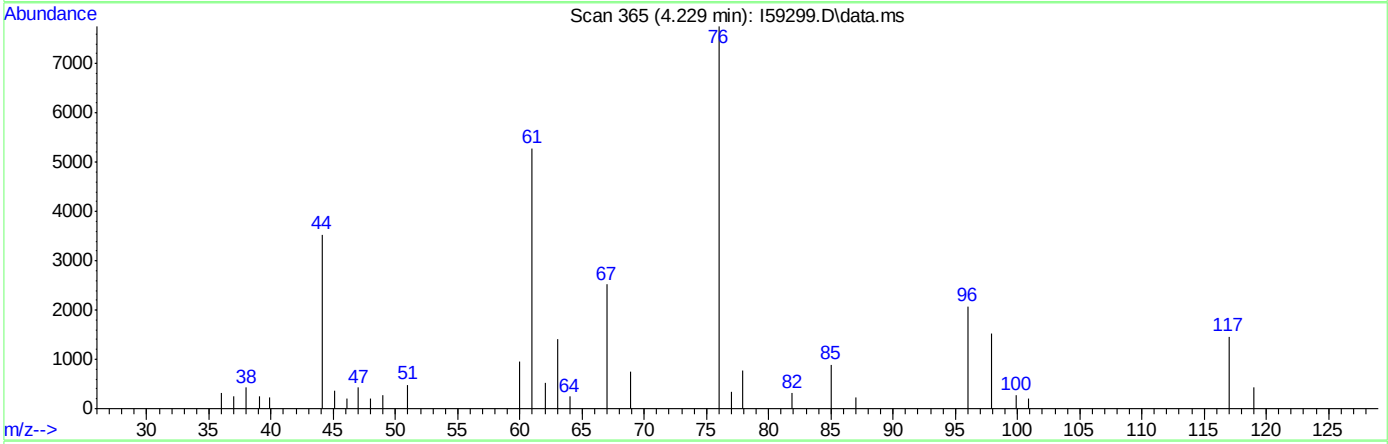

TIC: I59299.D\data.ms

(10) 1,2-Dichlorotrifluoroethane

4.229min (-0.011) 1.38ug/L

response 8379

Ion	Exp%	Act%
67.00	100	100
117.00	66.40	58.13
85.00	43.20	35.25
69.00	31.50	29.42

Quantitation Report (Qedit)

Data Path : C:\msdchem\2\DATA\121218\
Data File : I59299.D
Acq On : 12 Dec 2018 1:34 pm
Operator : ANAJ
Sample : IC1803-2 Inst : MSVOA16
Misc : MS42092,VI1803,,,,,
ALS Vial : 2 Sample Multiplier: 1

Quant Time: Dec 12 13:57:24 2018
Quant Method : C:\msdchem\2\METHODS\I-December1218.M
Quant Title : SW-846 Method 5035A/8260B
QLast Update : Wed Nov 28 16:54:23 2018
Response via : Initial Calibration

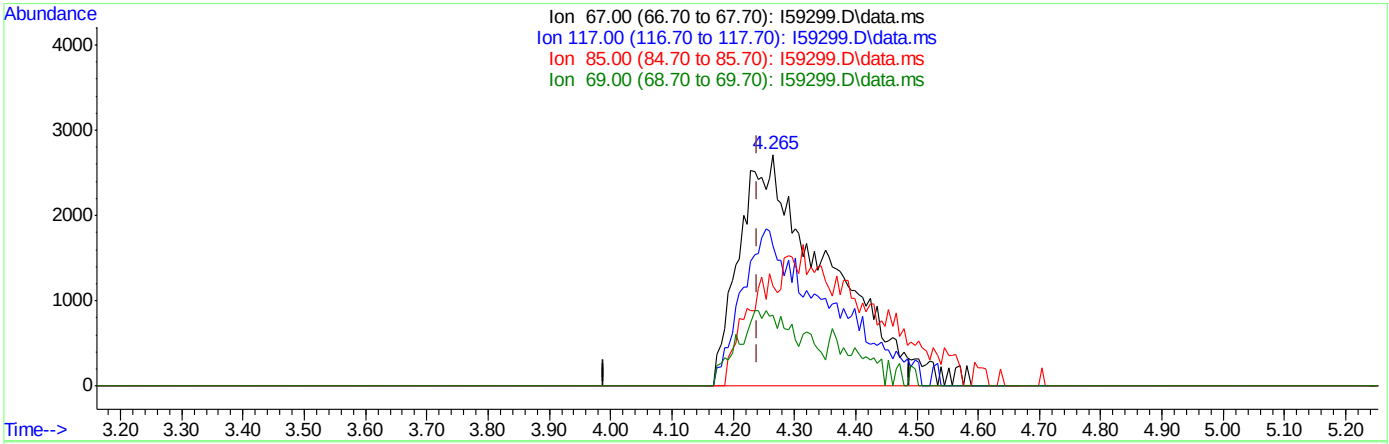

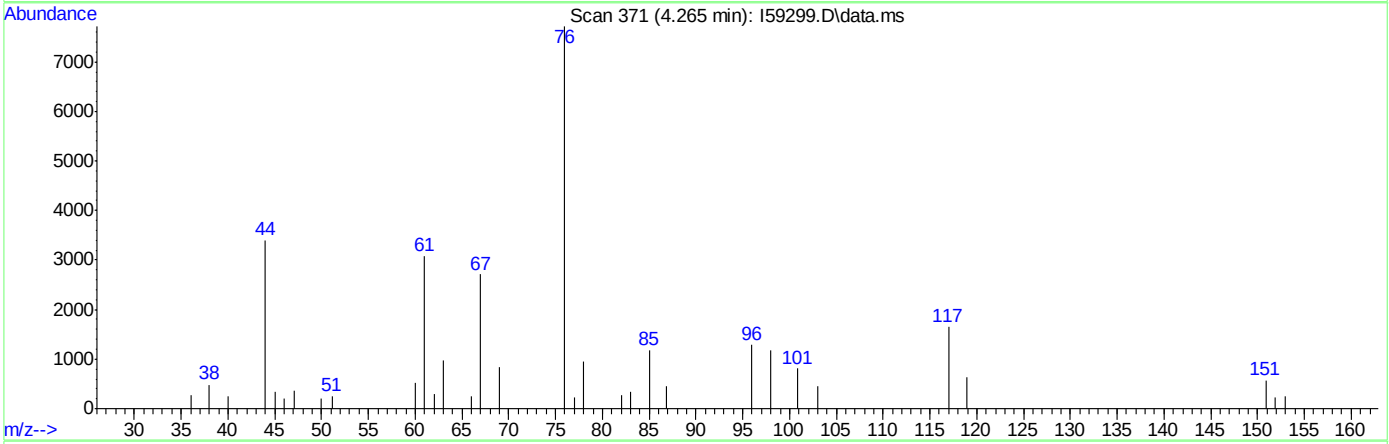

TIC: I59299.D\data.ms

(10) 1,2-Dichlorotrifluoroethane

4.265min (+0.026) 4.56ug/L m

response 27667

Ion	Exp%	Act%
67.00	100	100
117.00	66.40	60.81
85.00	43.20	43.35
69.00	31.50	30.83

Quantitation Report (Qedit)

Data Path : C:\msdchem\2\DATA\121218\
Data File : I59299.D
Acq On : 12 Dec 2018 1:34 pm
Operator : ANAJ
Sample : IC1803-2 Inst : MSVOA16
Misc : MS42092,VI1803,,,,,
ALS Vial : 2 Sample Multiplier: 1

Quant Time: Dec 12 13:57:24 2018
Quant Method : C:\msdchem\2\METHODS\I-December1218.M
Quant Title : SW-846 Method 5035A/8260B
QLast Update : Wed Nov 28 16:54:23 2018
Response via : Initial Calibration

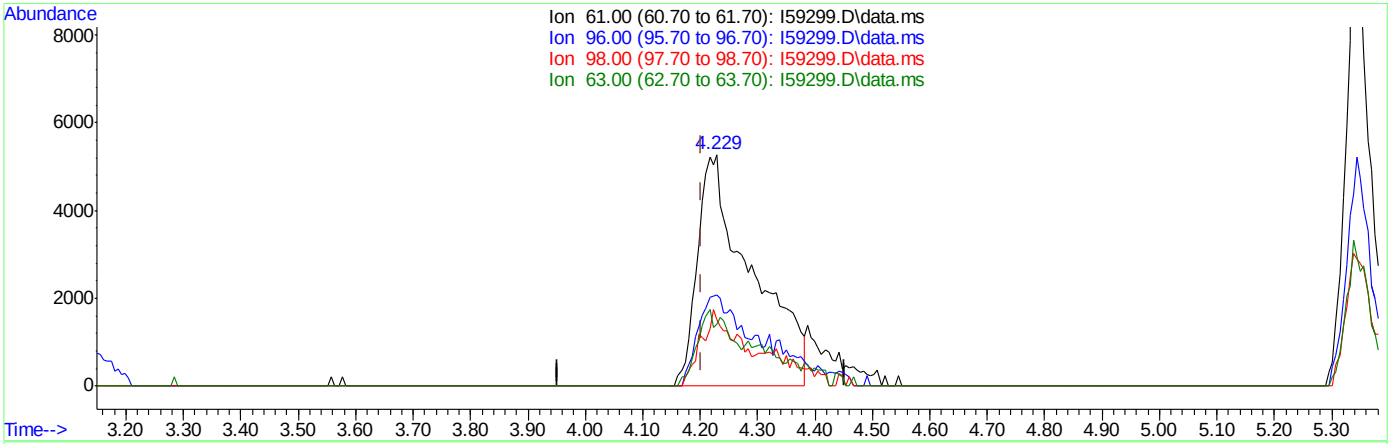

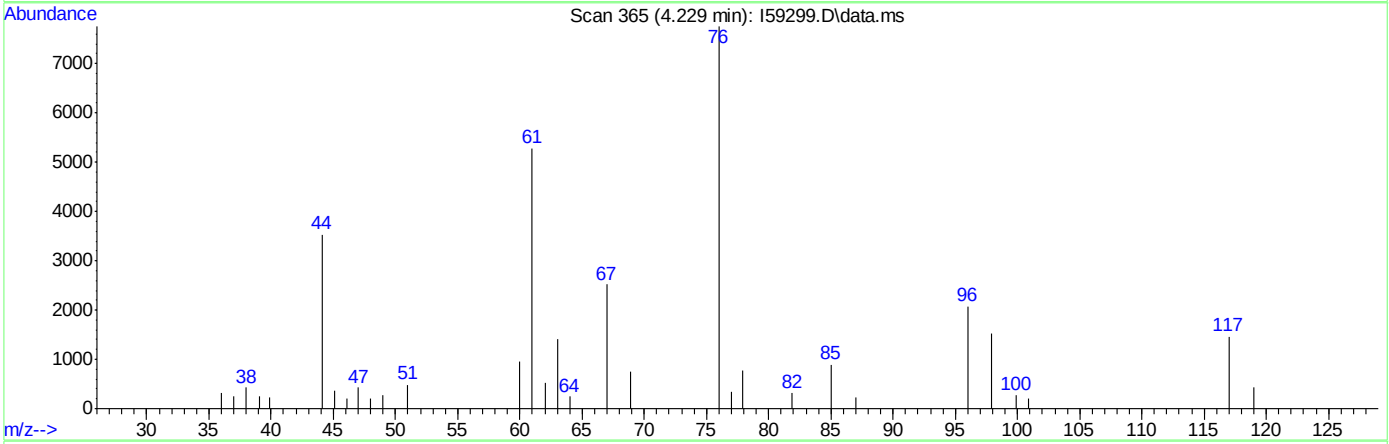

TIC: I59299.D\data.ms

(11) 1,1-Dichloroethene (C)

4.229min (+0.026) 4.21ug/L

response 34582

Ion	Exp%	Act%
61.00	100	100
96.00	48.20	39.35
98.00	30.30	28.89
63.00	32.50	26.68

Quantitation Report (Qedit)

Data Path : C:\msdchem\2\DATA\121218\
Data File : I59299.D
Acq On : 12 Dec 2018 1:34 pm
Operator : ANAJ
Sample : IC1803-2 Inst : MSVOA16
Misc : MS42092,VI1803,,,,,
ALS Vial : 2 Sample Multiplier: 1

Quant Time: Dec 12 13:57:24 2018
Quant Method : C:\msdchem\2\METHODS\I-December1218.M
Quant Title : SW-846 Method 5035A/8260B
QLast Update : Wed Nov 28 16:54:23 2018
Response via : Initial Calibration

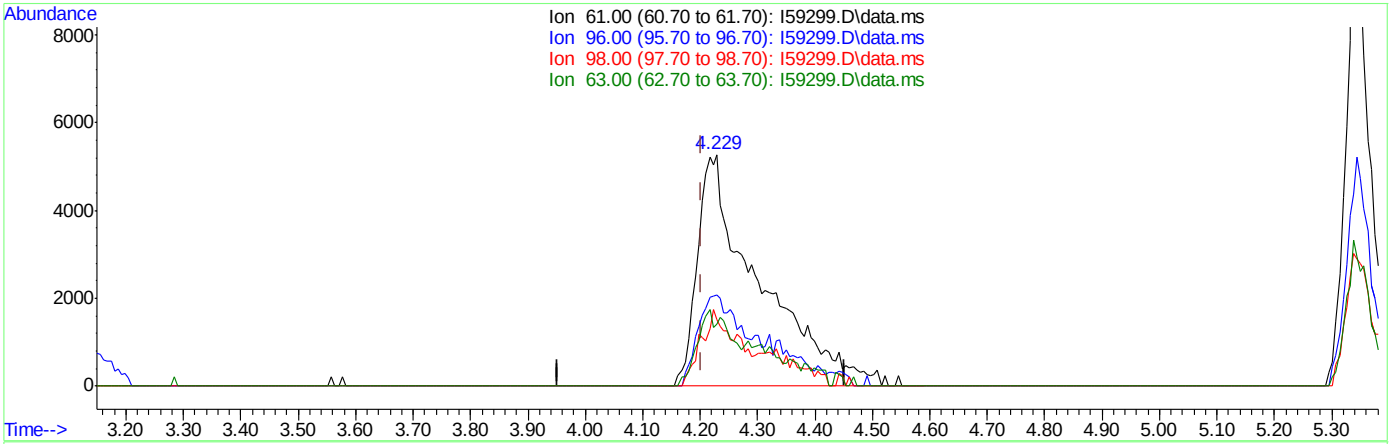

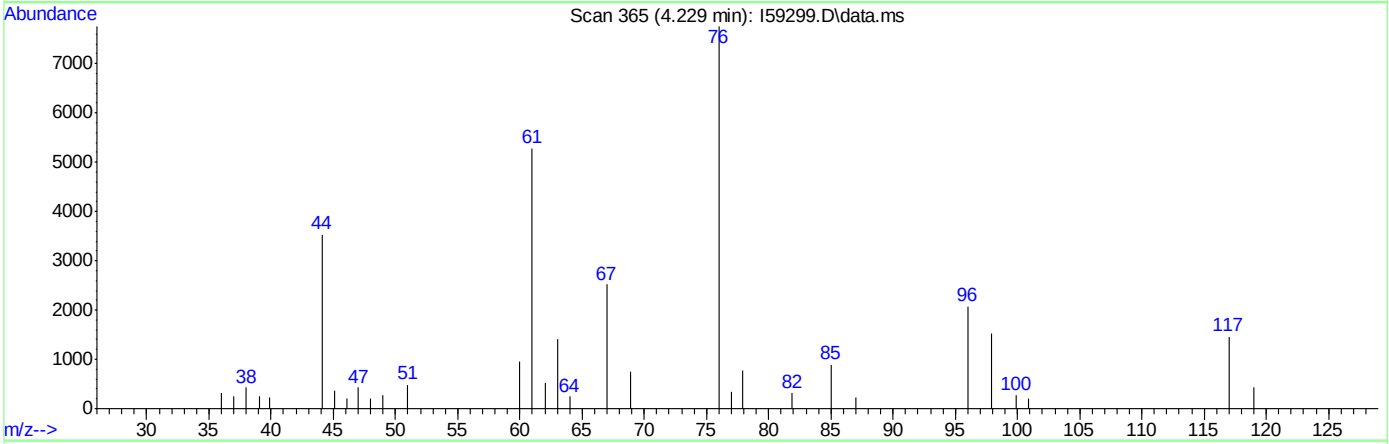

TIC: I59299.D\data.ms

(11) 1,1-Dichloroethene (C)

4.229min (+0.026) 4.79ug/L m

response 39333

Ion	Exp%	Act%
61.00	100	100
96.00	48.20	39.35
98.00	30.30	28.89
63.00	32.50	26.68

Quantitation Report (Qedit)

Data Path : C:\msdchem\2\DATA\121218\
Data File : I59299.D
Acq On : 12 Dec 2018 1:34 pm
Operator : ANAJ
Sample : IC1803-2 Inst : MSVOA16
Misc : MS42092,VI1803,,,,,
ALS Vial : 2 Sample Multiplier: 1

Quant Time: Dec 12 13:57:24 2018
Quant Method : C:\msdchem\2\METHODS\I-December1218.M
Quant Title : SW-846 Method 5035A/8260B
QLast Update : Wed Nov 28 16:54:23 2018
Response via : Initial Calibration

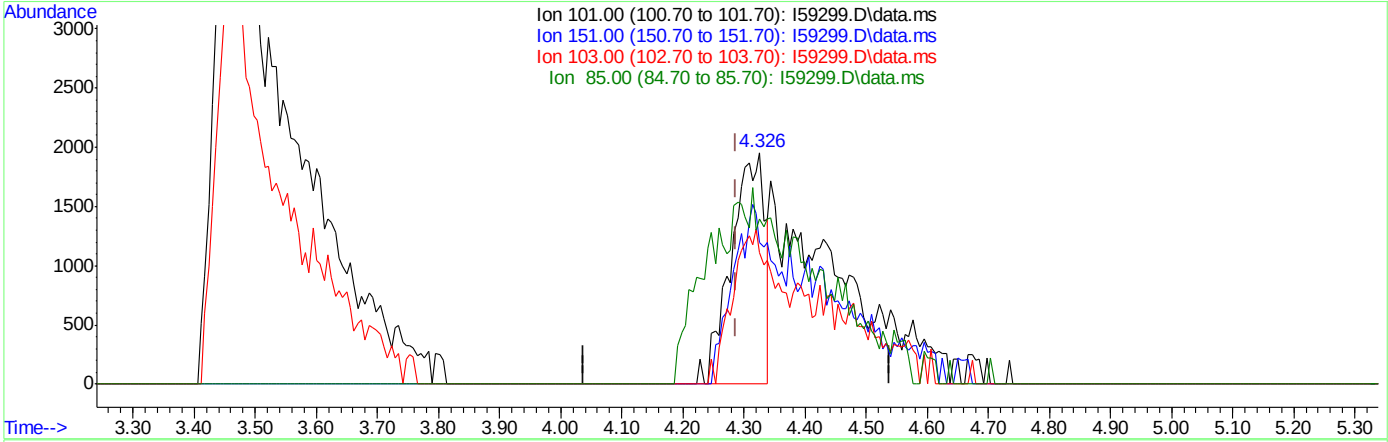

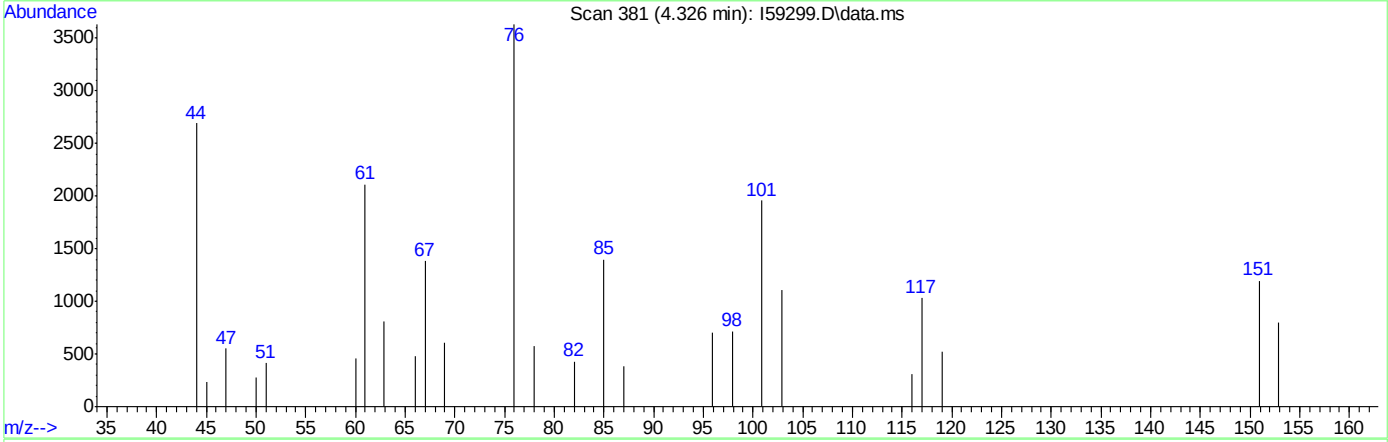

TIC: I59299.D\data.ms

(12) Freon 113

4.326min (+0.038) 1.44ug/L

response 7370

Ion	Exp%	Act%
101.00	100	100
151.00	71.80	61.15
103.00	62.20	56.54
85.00	56.90	12.58#

Quantitation Report (Qedit)

Data Path : C:\msdchem\2\DATA\121218\
Data File : I59299.D
Acq On : 12 Dec 2018 1:34 pm
Operator : ANAJ
Sample : IC1803-2 Inst : MSVOA16
Misc : MS42092,VI1803,,,,,
ALS Vial : 2 Sample Multiplier: 1

Quant Time: Dec 12 13:57:24 2018
Quant Method : C:\msdchem\2\METHODS\I-December1218.M
Quant Title : SW-846 Method 5035A/8260B
QLast Update : Wed Nov 28 16:54:23 2018
Response via : Initial Calibration

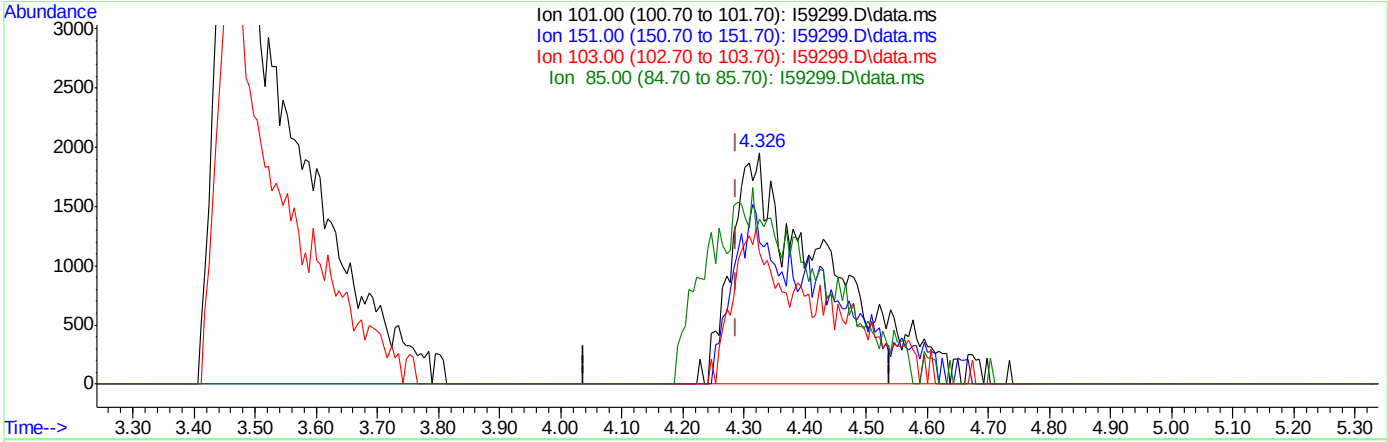

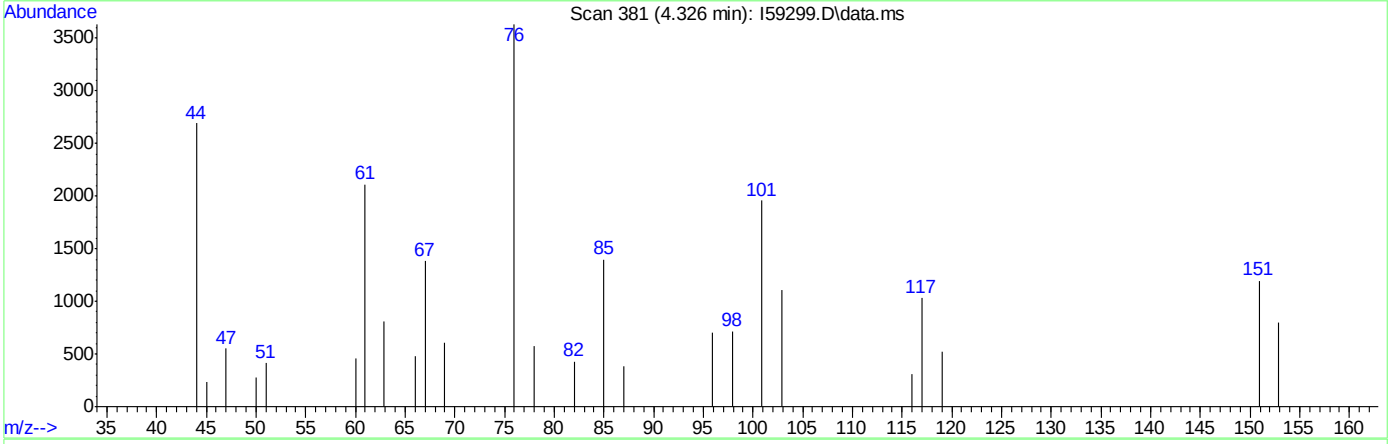

TIC: I59299.D\data.ms

(12) Freon 113

4.326min (+0.038) 4.25ug/L m

response 21754

Ion	Exp%	Act%
101.00	100	100
151.00	71.80	61.15
103.00	62.20	56.54
85.00	56.90	71.52

Quantitation Report (Qedit)

Data Path : C:\msdchem\2\DATA\121218\
Data File : I59299.D
Acq On : 12 Dec 2018 1:34 pm
Operator : ANAJ
Sample : IC1803-2 Inst : MSVOA16
Misc : MS42092,VI1803,,,,,
ALS Vial : 2 Sample Multiplier: 1

Quant Time: Dec 12 13:57:24 2018
Quant Method : C:\msdchem\2\METHODS\I-December1218.M
Quant Title : SW-846 Method 5035A/8260B
QLast Update : Wed Nov 28 16:54:23 2018
Response via : Initial Calibration

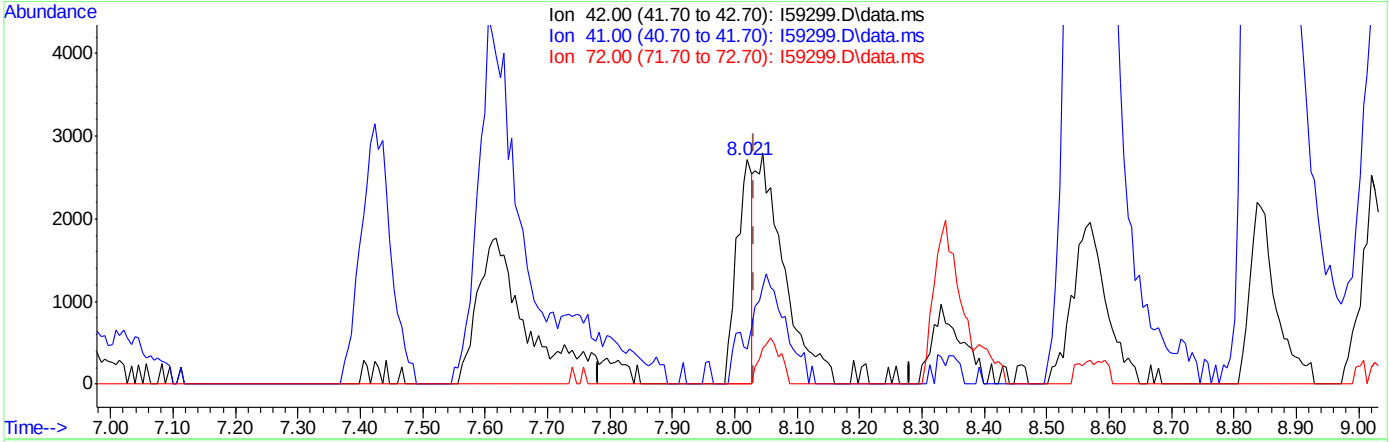

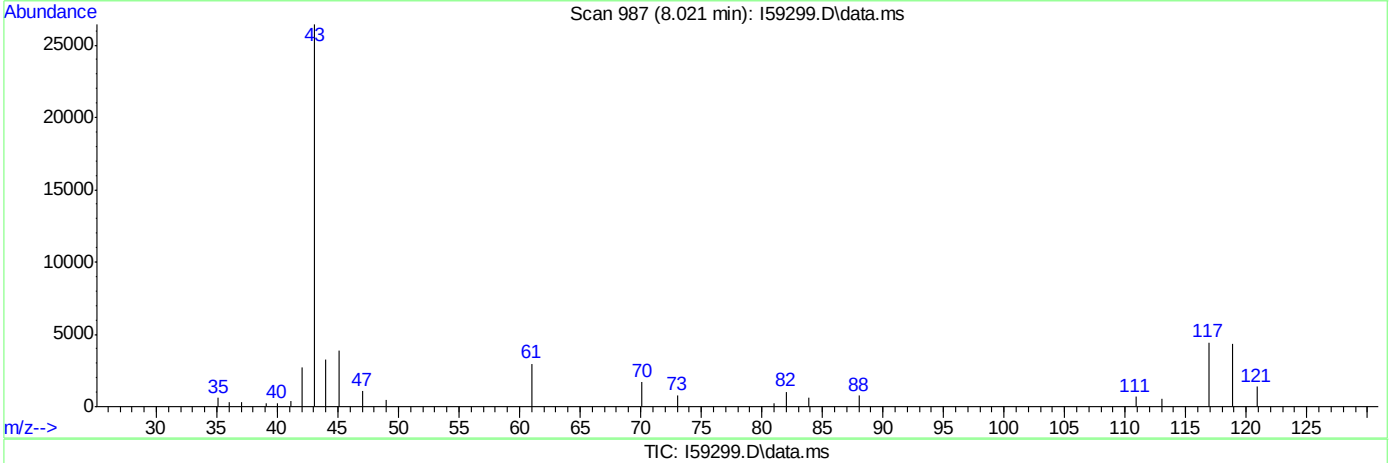

TIC: I59299.D\data.ms

(35) Tetrahydrofuran

8.021min (-0.011) 2.13ug/L

response 4641

Ion	Exp%	Act%
42.00	100	100
41.00	46.20	15.67#
72.00	23.70	0.00#
0.00	0.00	0.00

Quantitation Report (Qedit)

Data Path : C:\msdchem\2\DATA\121218\
Data File : I59299.D
Acq On : 12 Dec 2018 1:34 pm
Operator : ANAJ
Sample : IC1803-2 Inst : MSVOA16
Misc : MS42092,VI1803,,,,,
ALS Vial : 2 Sample Multiplier: 1

Quant Time: Dec 12 13:57:24 2018
Quant Method : C:\msdchem\2\METHODS\I-December1218.M
Quant Title : SW-846 Method 5035A/8260B
QLast Update : Wed Nov 28 16:54:23 2018
Response via : Initial Calibration

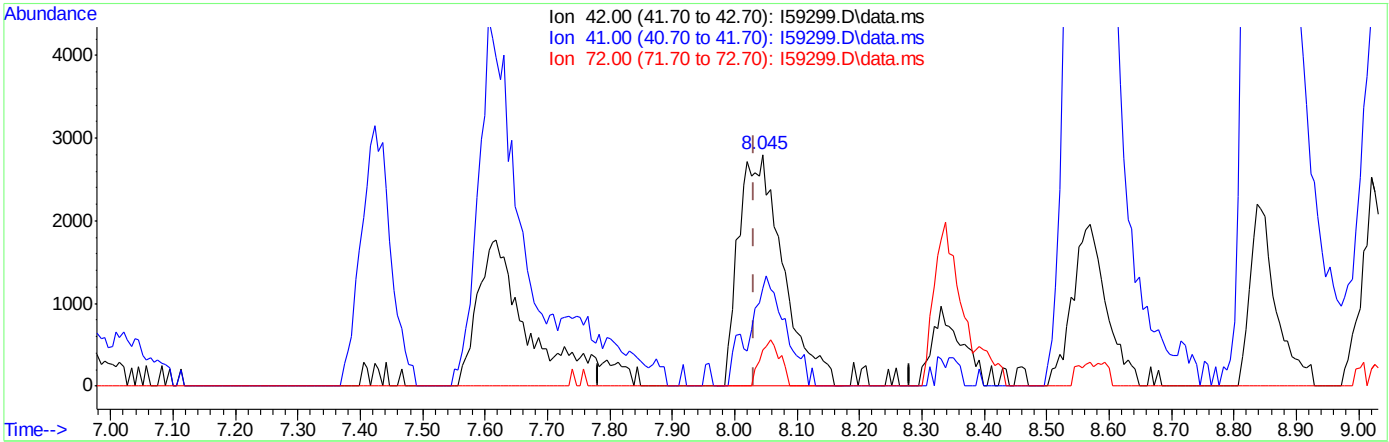

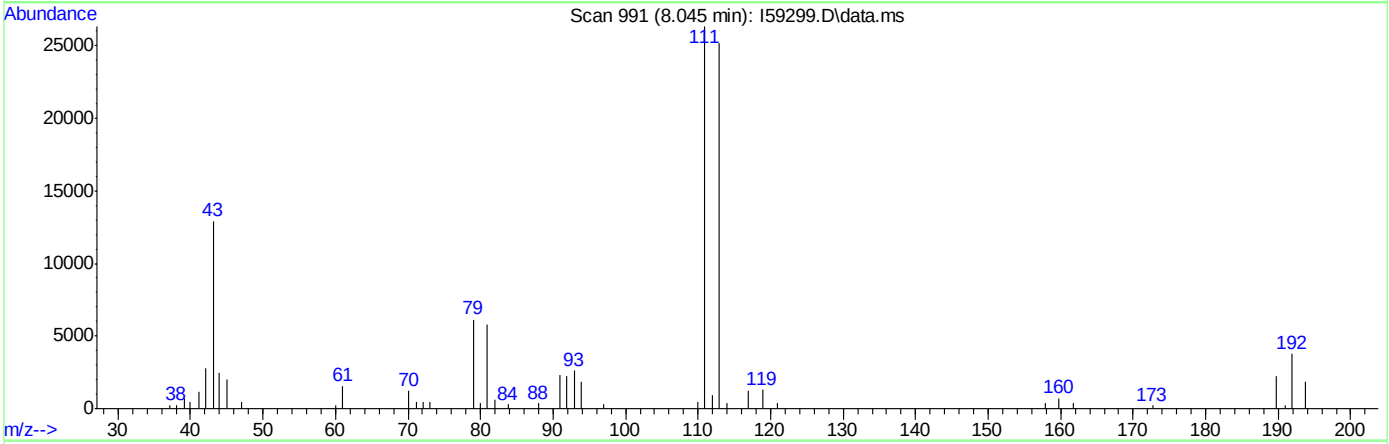

TIC: I59299.D\data.ms

(35) Tetrahydrofuran

8.045min (+0.013) 6.25ug/L m

response 13781

Ion	Exp%	Act%
42.00	100	100
41.00	46.20	42.28
72.00	23.70	15.91
0.00	0.00	0.00

Quantitation Report (Qedit)

Data Path : C:\msdchem\2\DATA\121218\
Data File : I59299.D
Acq On : 12 Dec 2018 1:34 pm
Operator : ANAJ
Sample : IC1803-2 Inst : MSVOA16
Misc : MS42092,VI1803,,,,,
ALS Vial : 2 Sample Multiplier: 1

Quant Time: Dec 12 13:57:24 2018
Quant Method : C:\msdchem\2\METHODS\I-December1218.M
Quant Title : SW-846 Method 5035A/8260B
QLast Update : Wed Nov 28 16:54:23 2018
Response via : Initial Calibration

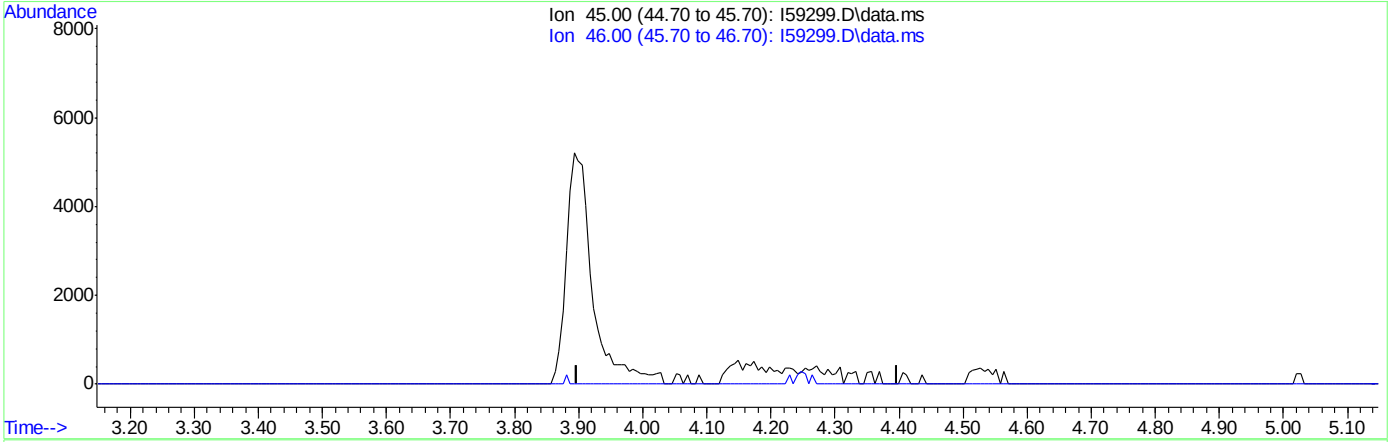

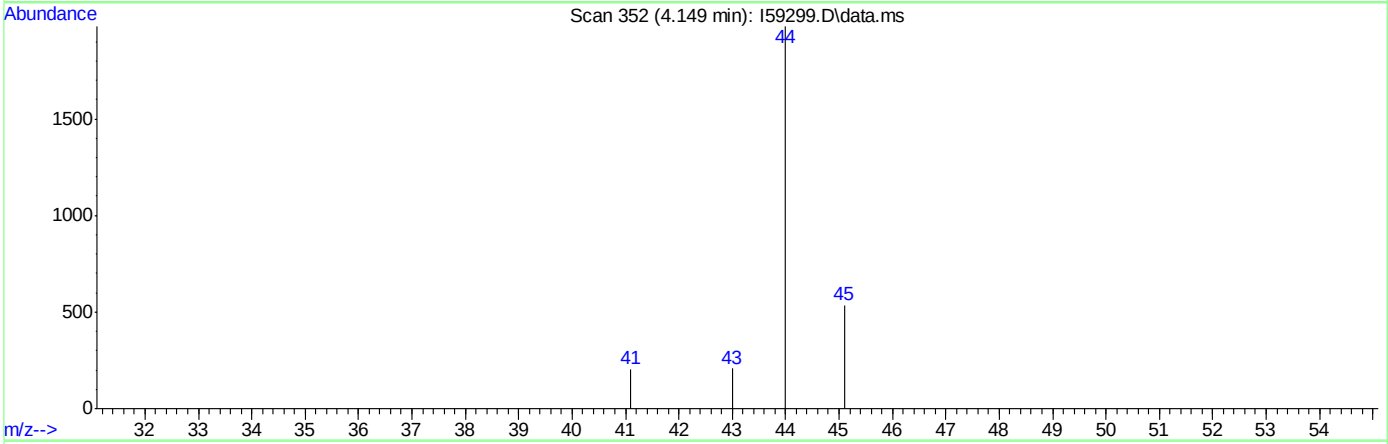

TIC: I59299.D\data.ms

(107) Ethanol

4.148min (-4.148) 0.00ug/L

response 0

Ion	Exp%	Act%
45.00	100	0.00
46.00	36.40	0.00#
0.00	0.00	0.00
0.00	0.00	0.00

Quantitation Report (Qedit)

Data Path : C:\msdchem\2\DATA\121218\
Data File : I59299.D
Acq On : 12 Dec 2018 1:34 pm
Operator : ANAJ
Sample : IC1803-2 Inst : MSVOA16
Misc : MS42092,VI1803,,,,,
ALS Vial : 2 Sample Multiplier: 1

Quant Time: Dec 12 13:57:24 2018
Quant Method : C:\msdchem\2\METHODS\I-December1218.M
Quant Title : SW-846 Method 5035A/8260B
QLast Update : Wed Nov 28 16:54:23 2018
Response via : Initial Calibration

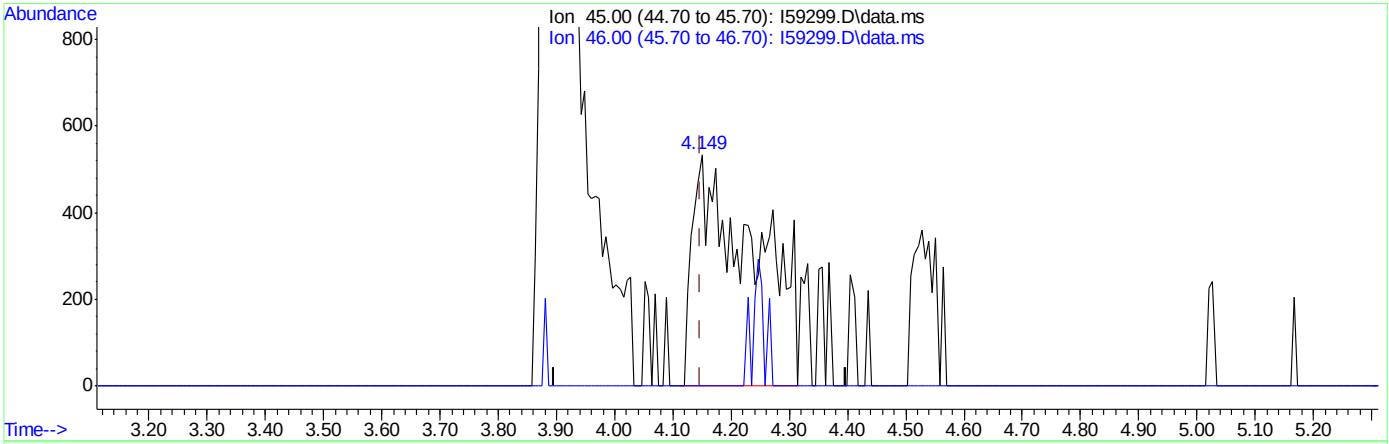

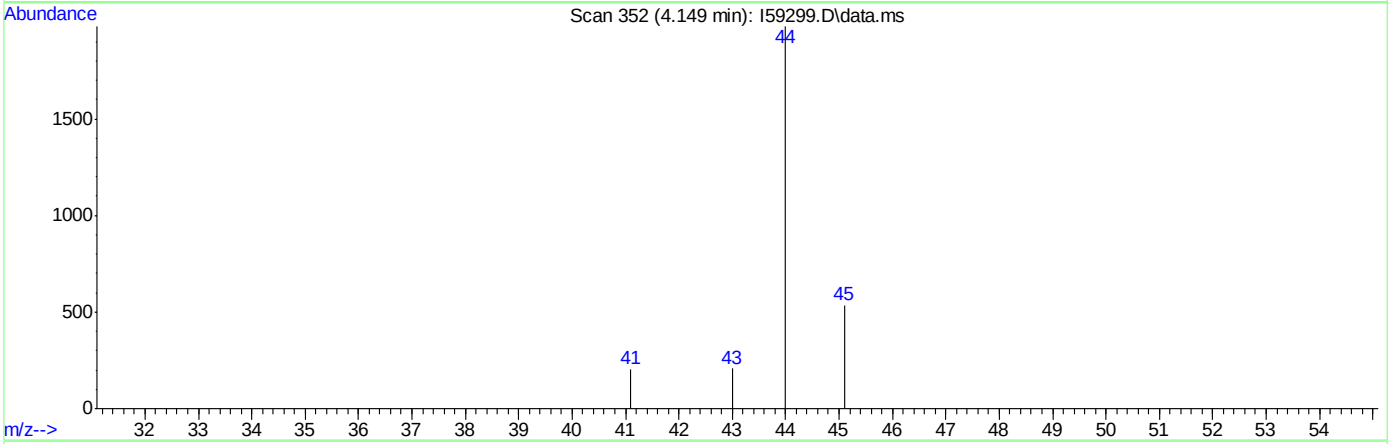

TIC: I59299.D\data.ms

(107) Ethanol

4.149min (+0.001) 108.41ug/L m

response 3848

Ion	Exp%	Act%
45.00	100	100
46.00	36.40	0.00#
0.00	0.00	0.00
0.00	0.00	0.00

Quantitation Report (Qedit)

Data Path : C:\msdchem\2\DATA\121218\
Data File : I59299.D
Acq On : 12 Dec 2018 1:34 pm
Operator : ANAJ
Sample : IC1803-2 Inst : MSVOA16
Misc : MS42092,VI1803,,,,,
ALS Vial : 2 Sample Multiplier: 1

Quant Time: Dec 12 13:57:24 2018
Quant Method : C:\msdchem\2\METHODS\I-December1218.M
Quant Title : SW-846 Method 5035A/8260B
QLast Update : Wed Nov 28 16:54:23 2018
Response via : Initial Calibration

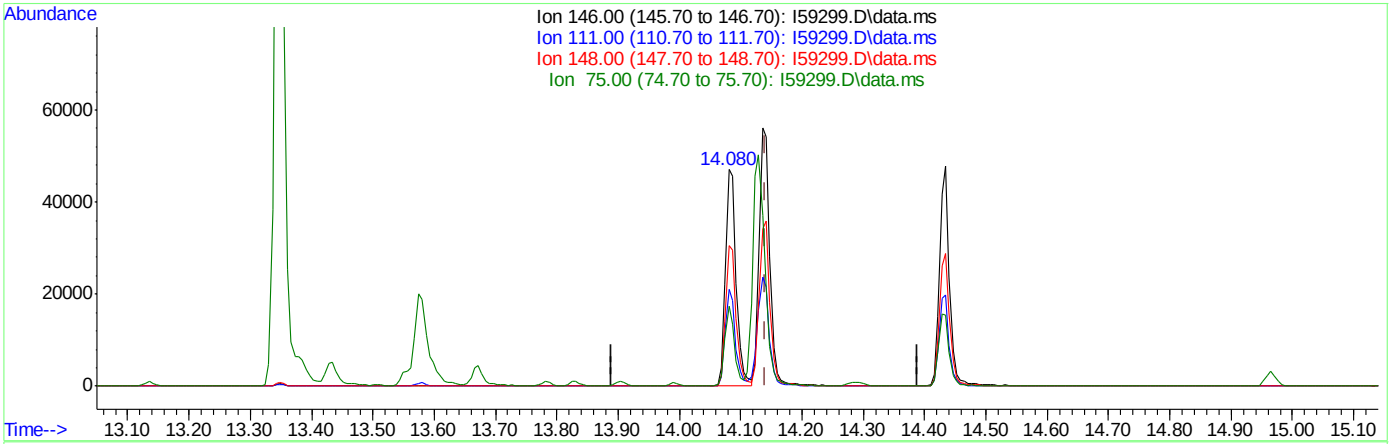

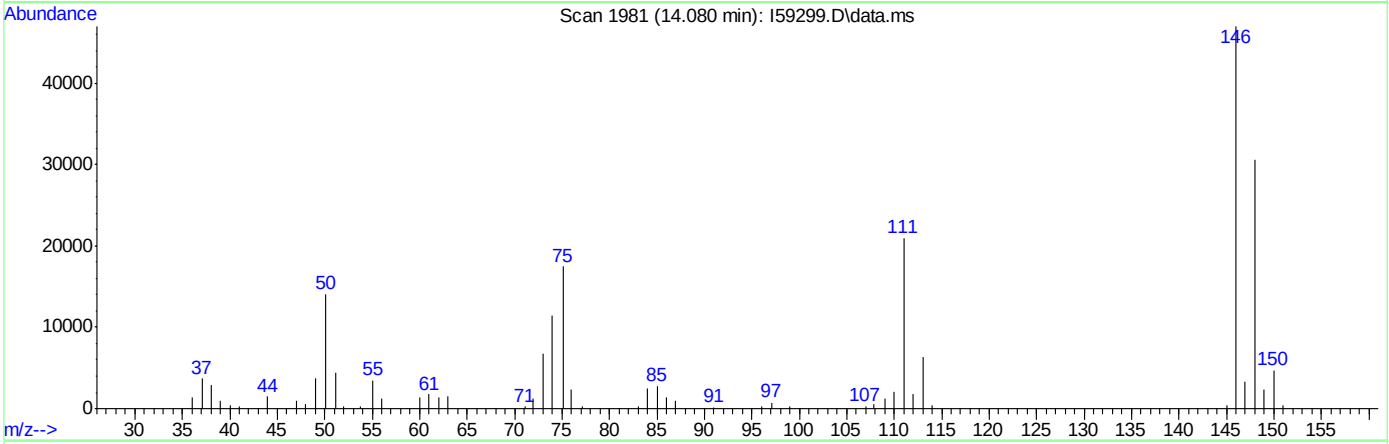

TIC: I59299.D\data.ms

(97) 1,4-Dichlorobenzene

14.080min (-0.060) 4.80ug/L

response 56827

Ion	Exp%	Act%
146.00	100	100
111.00	39.10	44.58
148.00	64.50	65.21
75.00	31.20	37.22

Quantitation Report (Qedit)

Data Path : C:\msdchem\2\DATA\121218\
Data File : I59299.D
Acq On : 12 Dec 2018 1:34 pm
Operator : ANAJ
Sample : IC1803-2 Inst : MSVOA16
Misc : MS42092,VI1803,,,,,
ALS Vial : 2 Sample Multiplier: 1

Quant Time: Dec 12 13:57:24 2018
Quant Method : C:\msdchem\2\METHODS\I-December1218.M
Quant Title : SW-846 Method 5035A/8260B
QLast Update : Wed Nov 28 16:54:23 2018
Response via : Initial Calibration

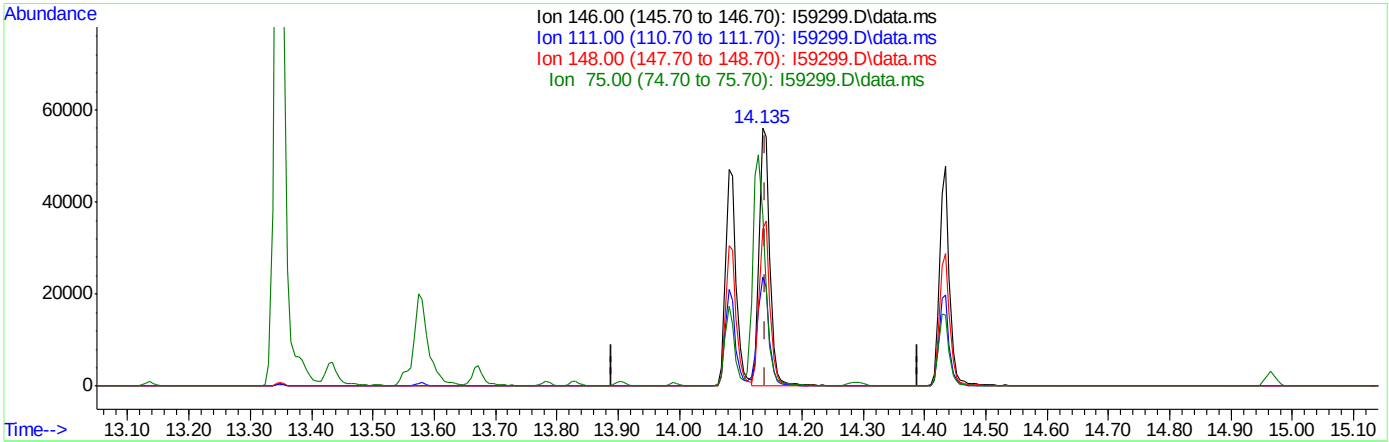

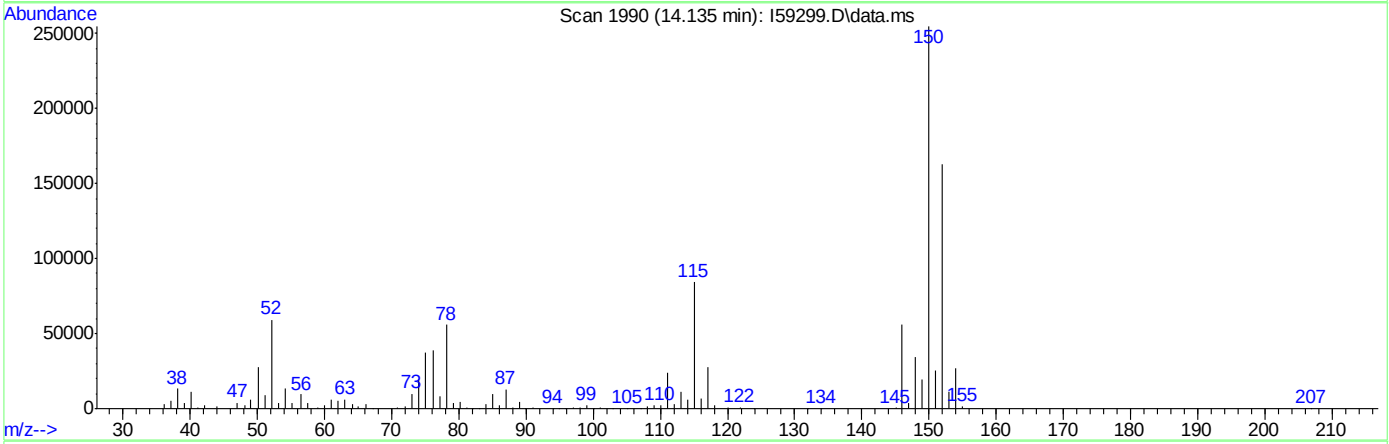

TIC: I59299.D\data.ms

(97) 1,4-Dichlorobenzene

14.135min (-0.005) 5.74ug/L m

response 68025

Ion	Exp%	Act%
146.00	100	100
111.00	39.10	42.37
148.00	64.50	61.09
75.00	31.20	66.23#

Manual Integrations APPROVED (compounds with "m" flag)
Juan Garcia
12/13/18 11:26

Quantitation Report (QT Reviewed)

Data Path : C:\msdchem\2\DATA\121218\
Data File : I59300.D
Acq On : 12 Dec 2018 1:56 pm
Operator : ANAJ
Sample : IC1803-3 Inst : MSVOA16
Misc : MS42092,VI1803,,,,,
ALS Vial : 3 Sample Multiplier: 1

Quant Time: Dec 12 14:19:22 2018
Quant Method : C:\msdchem\2\METHODS\I-December1218.M
Quant Title : SW-846 Method 5035A/8260B
QLast Update : Wed Nov 28 16:54:23 2018
Response via : Initial Calibration

Compound	R.T.	QIon	Response	Conc	Units		Dev(Min)
Internal Standards							
1) Fluorobenzene	9.404	96	892712	50.00	ug/L		0.00
56) Chlorobenzene-d5	12.453	117	677776	50.00	ug/L		0.00
78) 1,4-Dichlorobenzene-d4	14.129	152	366928	50.00	ug/L		0.00
106) Tert Butyl Alcohol-d10	5.619	65	55371	250.00	ug/L		0.00
System Monitoring Compounds							
36) Dibromofluoromethane	8.069	113	264085	49.95	ug/L		0.00
Spiked Amount 50.000	Range 83 - 118		Recovery = 99.90%				
46) 1,2-Dichloroethane-d4	8.984	65	364801	58.06	ug/L		0.00
Spiked Amount 50.000	Range 79 - 125		Recovery = 116.12%				
57) Toluene-d8	11.148	98	877903	51.97	ug/L		0.00
Spiked Amount 50.000	Range 85 - 112		Recovery = 103.94%				
79) 4-Bromofluorobenzene	13.349	174	270961	52.22	ug/L		0.00
Spiked Amount 50.000	Range 83 - 118		Recovery = 104.44%				
Target Compounds							Qvalue
2) Dichlorodifluoromethane	2.156	85	64351	10.91	ug/L		92
3) Chloromethane	2.442	50	117523	11.23	ug/L		96
4) 1,3-Butadiene	2.595	39	44919	8.60	ug/L		95
5) Vinyl Chloride	2.558	62	59744	8.67	ug/L		97
6) Bromomethane	3.040	94	38883	8.50	ug/L		93
7) Chloroethane	3.253	64	26775	8.99	ug/L		97
8) Trichlorofluoromethane	3.442	101	92808	10.20	ug/L		97
9) Ethyl Ether	3.893	59	38753	8.95	ug/L		89
10) 1,2-Dichlorotrifluoroe...	4.247	67	57117	8.68	ug/L		95
11) 1,1-Dichloroethene	4.210	61	81667	9.17	ug/L		96
12) Freon 113	4.302	101	48678	8.76	ug/L		98
13) Carbon Disulfide	4.229	76	124712	7.97	ug/L		94
14) Iodomethane	4.430	142	64937	7.87	ug/L		94
15) Allyl chloride	4.911	41	64745	8.80	ug/L		85
16) Methylene Chloride	5.119	49	79236	8.36	ug/L		96
17) Acetone	5.143	43	65169	50.70	ug/L		96
18) Methyl acetate	5.356	43	140343	40.65	ug/L		98
19) trans-1,2-Dichloroethene	5.326	61	73027	9.37	ug/L		96
20) Hexane	5.466	56	50311	9.32	ug/L	#	87
21) Methyl Tert Butyl Ether	5.539	73	74345	11.12	ug/L		87
22) Acetonitrile	5.862	41	60731	112.74	ug/L		95
23) Di-isopropyl ether	6.173	45	152856	9.87	ug/L		87
24) Chloroprene	6.277	53	80471	12.17	ug/L		91
25) 1,1-Dichloroethane	6.308	63	120555	11.99	ug/L		99
26) Acrylonitrile	6.381	53	107144	73.24	ug/L		98
27) ETBE	6.789	59	120695	10.92	ug/L		94
28) Vinyl acetate	6.771	43	612046	60.18	ug/L		97
29) cis-1,2-Dichloroethene	7.246	96	45459	9.77	ug/L		85
30) 2,2-Dichloropropane	7.417	77	25242	11.20	ug/L		96
31) Bromochloromethane	7.588	128	28436	10.61	ug/L		87
32) Cyclohexane	7.618	56	95679	12.03	ug/L		89
33) Chloroform	7.746	83	108593	11.28	ug/L		97
34) Ethyl acetate	8.008	43	224713	50.49	ug/L		99

Quantitation Report (QT Reviewed)

Data Path : C:\msdchem\2\DATA\121218\
Data File : I59300.D
Acq On : 12 Dec 2018 1:56 pm
Operator : ANAJ
Sample : IC1803-3 Inst : MSVOA16
Misc : MS42092,VI1803,,,,,
ALS Vial : 3 Sample Multiplier: 1

Quant Time: Dec 12 14:19:22 2018
Quant Method : C:\msdchem\2\METHODS\I-December1218.M
Quant Title : SW-846 Method 5035A/8260B
QLast Update : Wed Nov 28 16:54:23 2018
Response via : Initial Calibration

Compound	R.T.	QIon	Response	Conc	Units		Dev(Min)
35) Tetrahydrofuran	8.039	42	33080m	13.57	ug/L		
37) Carbon Tetrachloride	7.984	117	78391	12.05	ug/L		99
38) 1,1,1-Trichloroethane	8.100	97	90779	12.48	ug/L		98
39) 2-Butanone	8.313	43	91249	64.47	ug/L		93
40) 1,1-Dichloropropene	8.344	75	59610	9.42	ug/L		91
41) tert-Butyl formate	8.557	59	217677	293.82	ug/L		96
42) Propionitrile	8.795	54	78644	137.11	ug/L		84
43) Methacrylonitrile	8.831	41	389977	133.23	ug/L		98
44) Benzene	8.777	78	201364	9.93	ug/L		93
45) TAME	9.020	73	79999	8.49	ug/L	#	74
47) 1,2-Dichloroethane	9.094	62	102589	13.28	ug/L		98
48) Trichloroethene	9.648	95	59947	11.16	ug/L		97
49) Methylcyclohexane	9.636	83	81989	9.98	ug/L	#	79
50) Dibromomethane	10.148	93	35112	11.45	ug/L		98
51) 1,2-Dichloropropane	10.246	63	60379	11.32	ug/L		95
52) Bromodichloromethane	10.331	83	72851	11.37	ug/L		97
53) Methyl methacrylate	10.520	41	23830	11.42	ug/L		91
54) 2-Chloroethyl vinyl ether	10.916	63	130806	42.35	ug/L		92
55) cis-1,3-Dichloropropene	10.971	75	83837	10.77	ug/L		90
58) Toluene	11.197	91	224567	11.37	ug/L		99
59) 2-Nitropropane	11.380	41	63120	77.07	ug/L		89
60) 4-Methyl-2-pentanone	11.526	43	255206	68.69	ug/L		98
61) trans-1,3-Dichloropropene	11.569	75	66751	10.93	ug/L		91
62) Tetrachloroethene	11.550	166	62742	12.22	ug/L		97
63) Ethyl methacrylate	11.703	69	38306	10.60	ug/L	#	74
64) 1,1,2-Trichloroethane	11.703	83	44858	11.82	ug/L		94
65) Dibromochloromethane	11.861	129	52425	12.26	ug/L		100
66) 1,3-Dichloropropane	11.928	76	80896	11.56	ug/L		92
67) 1,2-Dibromoethane	12.056	107	43601	11.75	ug/L		95
68) 2-hexanone	12.209	43	228086	74.65	ug/L		96
69) 1-Chlorohexane	12.440	91	66160	9.91	ug/L	#	71
70) Ethylbenzene	12.477	91	270123	11.79	ug/L		97
71) Chlorobenzene	12.465	112	153135	10.58	ug/L		91
72) 1,1,1,2-Tetrachloroethane	12.514	131	54545	11.41	ug/L		97
73) m,p-Xylene	12.587	91	403047	22.68	ug/L		97
74) o-Xylene	12.910	91	171441	10.15	ug/L		95
75) Styrene	12.946	104	125727	9.49	ug/L		91
76) Bromoform	12.983	173	30776	12.37	ug/L		98
77) Isopropylbenzene	13.135	105	195000	10.20	ug/L		99
80) cis-1,4-Dichloro-2-butene	13.379	53	20093	13.63	ug/L	#	80
81) n-Propylbenzene	13.428	91	316690	10.65	ug/L		97
82) Bromobenzene	13.434	156	67521	10.90	ug/L		99
83) 1,1,2,2-Tetrachloroethane	13.471	83	65700	11.52	ug/L		97
84) 1,3,5-Trimethylbenzene	13.550	105	199360	9.93	ug/L		97
85) 2-Chlorotoluene	13.666	91	185995	10.95	ug/L		98
86) trans-1,4-Dichloro-2-B...	13.593	53	19056	13.05	ug/L	#	68
87) 1,2,3-Trichloropropane	13.574	110	17649	11.80	ug/L		96
88) Cyclohexanone	13.617	55	16912	151.83	ug/L		88
89) 4-Chlorotoluene	13.666	91	185995	10.95	ug/L		98
90) tert-Butylbenzene	13.782	91	123315	11.82	ug/L		91

Quantitation Report (QT Reviewed)

Data Path : C:\msdchem\2\DATA\121218\
Data File : I59300.D
Acq On : 12 Dec 2018 1:56 pm
Operator : ANAJ
Sample : IC1803-3 Inst : MSVOA16
Misc : MS42092,VI1803,,,,,
ALS Vial : 3 Sample Multiplier: 1

Quant Time: Dec 12 14:19:22 2018
Quant Method : C:\msdchem\2\METHODS\I-December1218.M
Quant Title : SW-846 Method 5035A/8260B
QLast Update : Wed Nov 28 16:54:23 2018
Response via : Initial Calibration

Compound	R.T.	QIon	Response	Conc	Units		Dev(Min)
92) 1,2,4-Trimethylbenzene	13.824	105	209839	10.80	ug/L		99
93) Pentachloroethane	13.818	167	41245	12.34	ug/L		89
94) sec-Butylbenzene	13.904	105	264337	10.65	ug/L		100
95) 4-Isopropyltoluene	13.989	119	207289	10.46	ug/L		97
96) 1,3-Dichlorobenzene	14.080	146	124031	11.50	ug/L		99
97) 1,4-Dichlorobenzene	14.135	146	138357	10.96	ug/L		90
98) n-Butylbenzene	14.282	92	123694	10.64	ug/L		97
99) Benzyl Chloride	14.294	126	15970	10.37	ug/L	#	50
100) 1,2-Dichlorobenzene	14.434	146	117108	11.58	ug/L		95
101) 1,2-Dibromo-3-Chloropr...	14.964	75	9083	14.37	ug/L		95
102) Hexachlorobutadiene	15.373	225	45997	11.73	ug/L		92
103) 1,2,4-Trichlorobenzene	15.415	180	71074	10.99	ug/L		97
104) Naphthalene	15.629	128	105862	9.90	ug/L		98
105) 1,2,3-Trichlorobenzene	15.757	180	69564	12.07	ug/L		96
107) Ethanol	4.235	45	9225m	200.39	ug/L		
108) Acrolein	4.686	56	35533	35.50	ug/L		93
109) Tert Butyl Alcohol	5.734	59	48809	127.03	ug/L		87
110) Isobutyl alcohol	9.228	43	27352	226.63	ug/L		95
111) Tert Amyl Alcohol	9.344	59	20441	103.44	ug/L		89
112) 1,4-Dioxane	10.551	88	3419	120.50	ug/L		78
113) 3,3-Dimethyl-1-butanol	12.203	57	188792	468.75	ug/L		95

(#) = qualifier out of range (m) = manual integration (+) = signals summed

Quantitation Report (QT Reviewed)

Data Path : C:\msdchem\2\DATA\121218\
Data File : I59300.D
Acq On : 12 Dec 2018 1:56 pm
Operator : ANAJ
Sample : IC1803-3 Inst : MSVOA16
Misc : MS42092,VI1803,,,,,
ALS Vial : 3 Sample Multiplier: 1

Quant Time: Dec 12 14:19:22 2018
Quant Method : C:\msdchem\2\METHODS\I-December1218.M
Quant Title : SW-846 Method 5035A/8260B
QLast Update : Wed Nov 28 16:54:23 2018
Response via : Initial Calibration

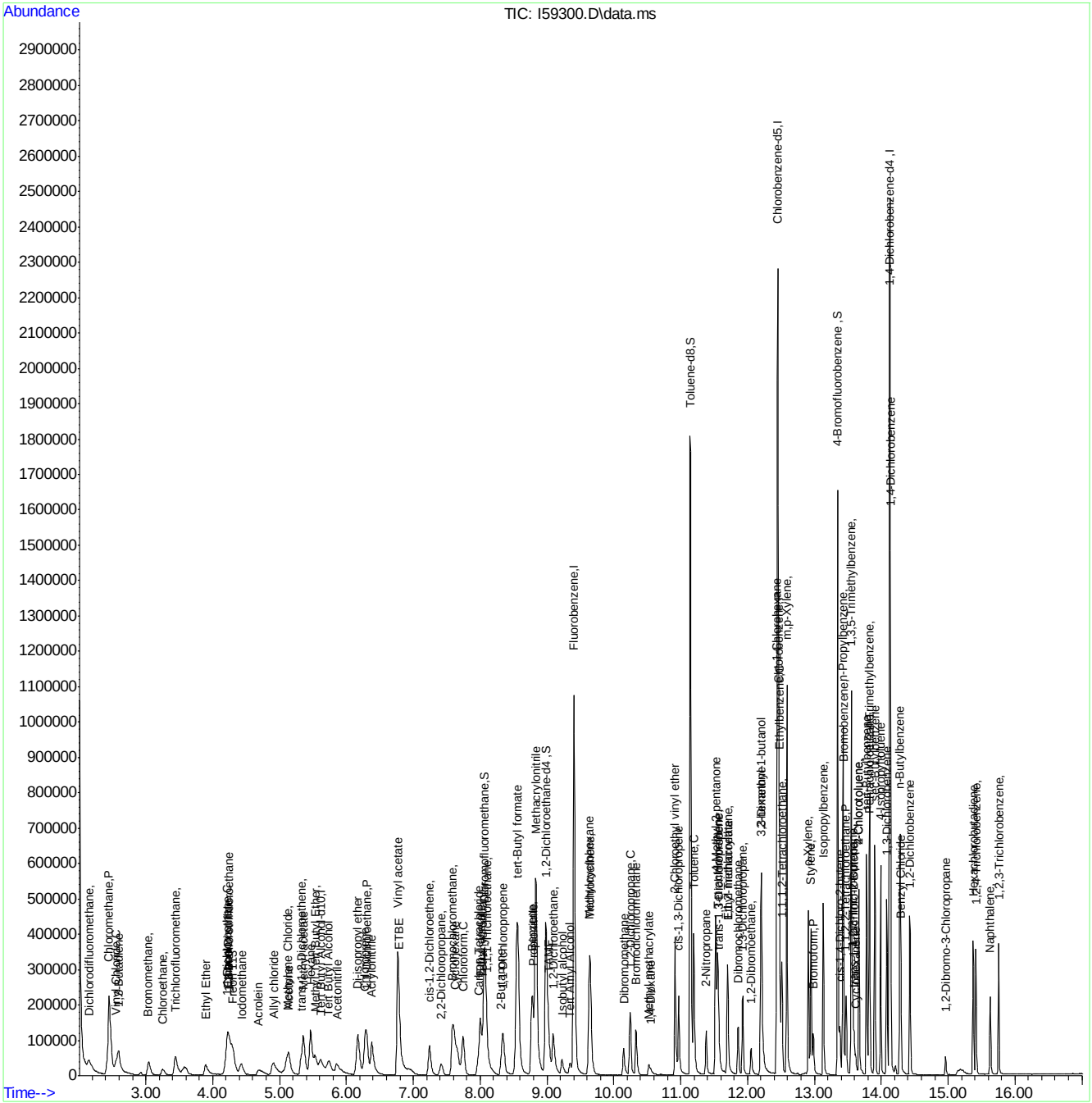

Manual Integration Approval Summary

Sample Number: VI1803-IC1803
Lab FileID: I59300.D
Injection Time: 12/12/18 13:56
Method: SW846 8260B
Analyst approved: 12/13/18 08:28 Ana Jimenez
Supervisor approved: 12/13/18 11:26 Juan Garcia

Parameter	CAS	Sig#	R.T. (min.)	Reason
Ethyl Alcohol	64-17-5		4.23	Poor instrument integration
Tetrahydrofuran	109-99-9		8.04	Split peak

Quantitation Report (Qedit)

Data Path : C:\msdchem\2\DATA\121218\
Data File : I59300.D
Acq On : 12 Dec 2018 1:56 pm
Operator : ANAJ
Sample : IC1803-3 Inst : MSVOA16
Misc : MS42092,VI1803,,,,,
ALS Vial : 3 Sample Multiplier: 1

Quant Time: Dec 12 14:15:29 2018
Quant Method : C:\msdchem\2\METHODS\I-December1218.M
Quant Title : SW-846 Method 5035A/8260B
QLast Update : Wed Nov 28 16:54:23 2018
Response via : Initial Calibration

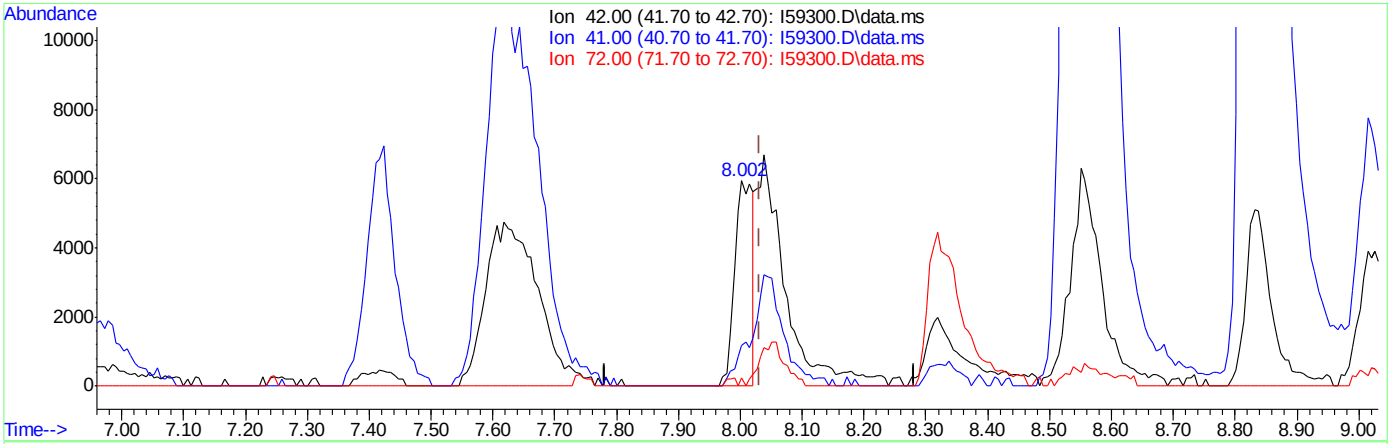

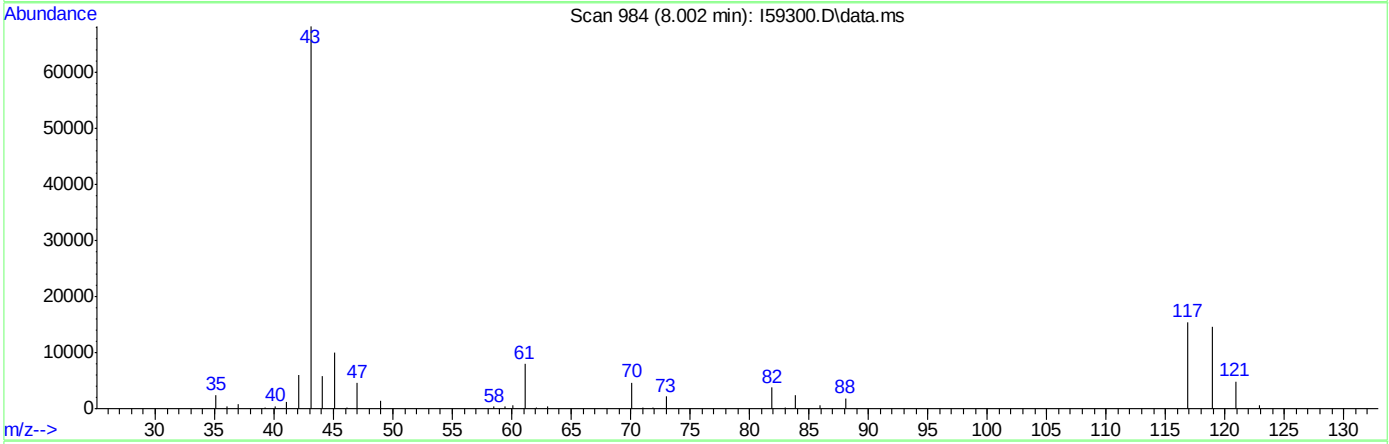

TIC: I59300.D\data.ms

(35) Tetrahydrofuran

8.002min (-0.029) 5.16ug/L

response 12318

Ion	Exp%	Act%
42.00	100	100
41.00	46.20	19.67#
72.00	23.70	3.92
0.00	0.00	0.00

Quantitation Report (Qedit)

Data Path : C:\msdchem\2\DATA\121218\
Data File : I59300.D
Acq On : 12 Dec 2018 1:56 pm
Operator : ANAJ
Sample : IC1803-3 Inst : MSVOA16
Misc : MS42092,VI1803,,,,,
ALS Vial : 3 Sample Multiplier: 1

Quant Time: Dec 12 14:15:29 2018
Quant Method : C:\msdchem\2\METHODS\I-December1218.M
Quant Title : SW-846 Method 5035A/8260B
QLast Update : Wed Nov 28 16:54:23 2018
Response via : Initial Calibration

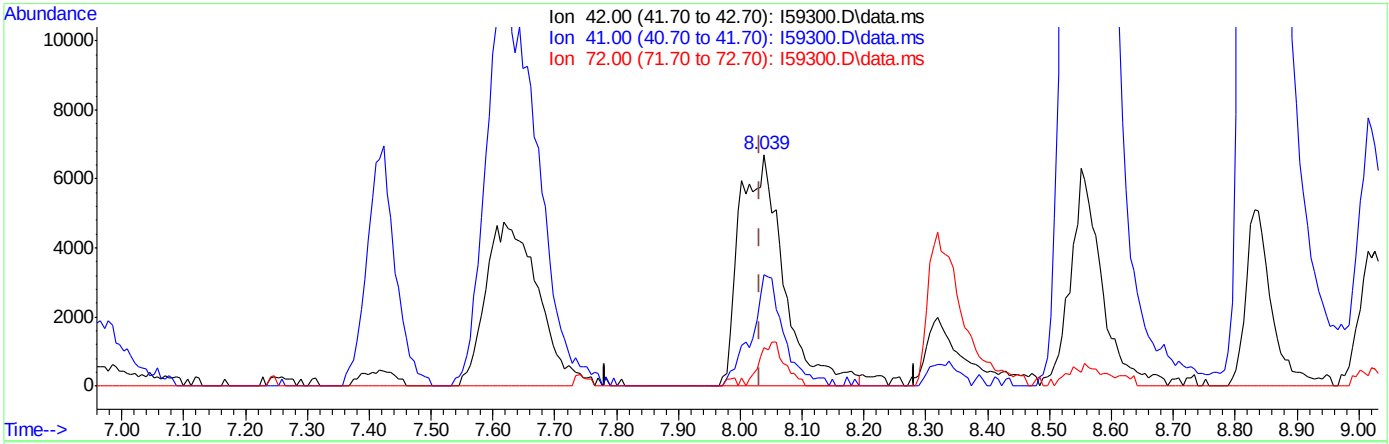

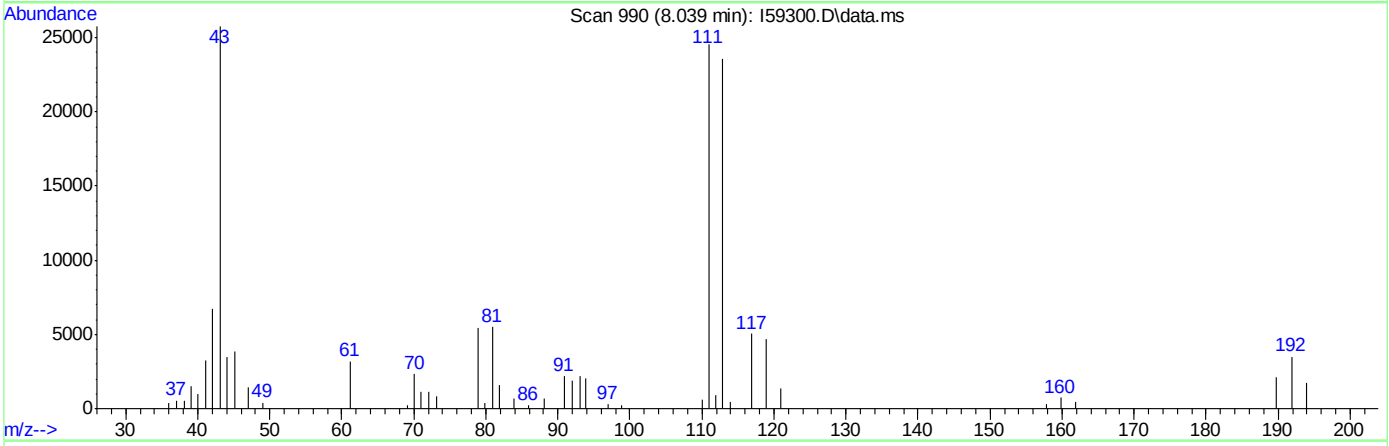

TIC: I59300.D\data.ms

(35) Tetrahydrofuran

8.039min (+0.007) 13.57ug/L m

response 33080

Ion	Exp%	Act%
42.00	100	100
41.00	46.20	48.25
72.00	23.70	16.56
0.00	0.00	0.00

Quantitation Report (Qedit)

Data Path : C:\msdchem\2\DATA\121218\
Data File : I59300.D
Acq On : 12 Dec 2018 1:56 pm
Operator : ANAJ
Sample : IC1803-3 Inst : MSVOA16
Misc : MS42092,VI1803,,,,,
ALS Vial : 3 Sample Multiplier: 1

Quant Time: Dec 12 14:15:29 2018
Quant Method : C:\msdchem\2\METHODS\I-December1218.M
Quant Title : SW-846 Method 5035A/8260B
QLast Update : Wed Nov 28 16:54:23 2018
Response via : Initial Calibration

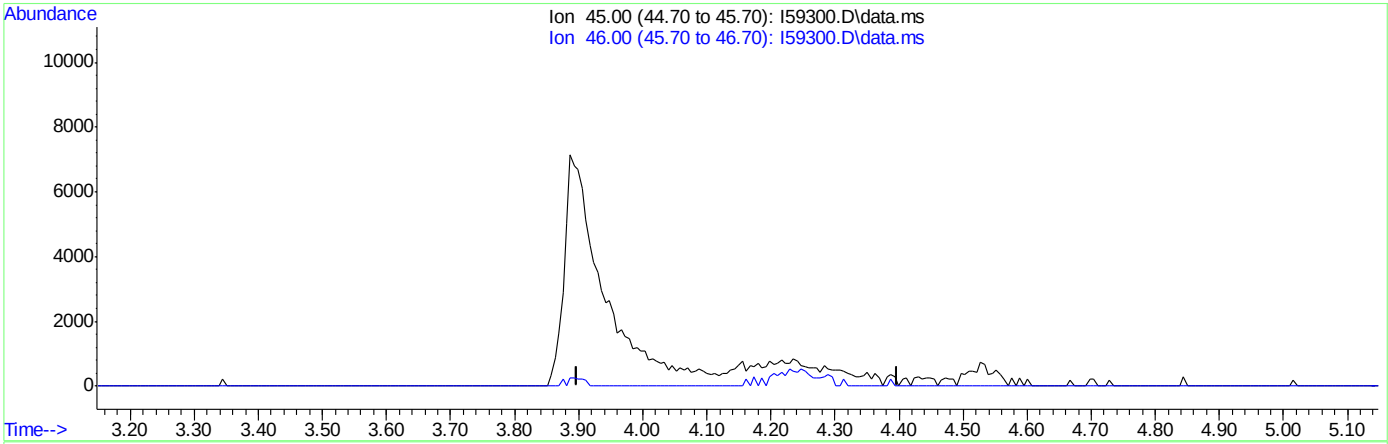

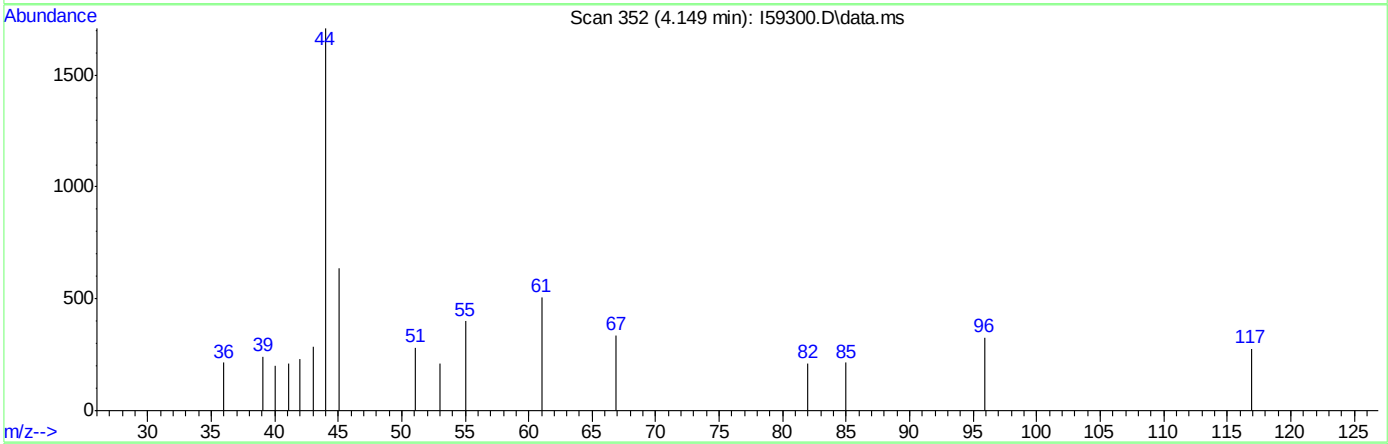

TIC: I59300.D\data.ms

(107) Ethanol

4.148min (-4.148) 0.00ug/L

response 0

Ion	Exp%	Act%
45.00	100	0.00
46.00	36.40	0.00#
0.00	0.00	0.00
0.00	0.00	0.00

Quantitation Report (Qedit)

Data Path : C:\msdchem\2\DATA\121218\
Data File : I59300.D
Acq On : 12 Dec 2018 1:56 pm
Operator : ANAJ
Sample : IC1803-3 Inst : MSVOA16
Misc : MS42092,VI1803,,,,,
ALS Vial : 3 Sample Multiplier: 1

Quant Time: Dec 12 14:15:29 2018
Quant Method : C:\msdchem\2\METHODS\I-December1218.M
Quant Title : SW-846 Method 5035A/8260B
QLast Update : Wed Nov 28 16:54:23 2018
Response via : Initial Calibration

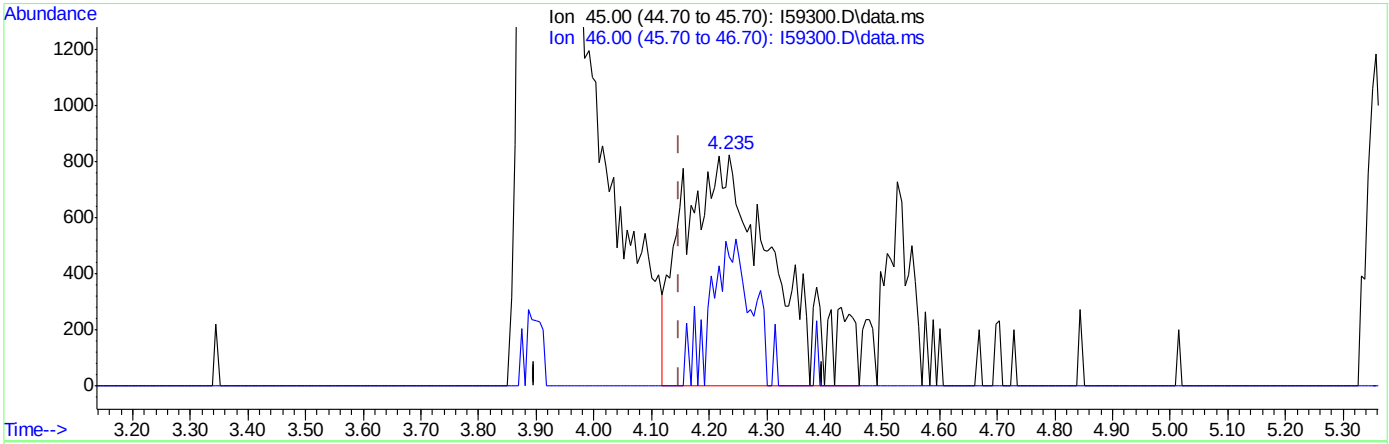

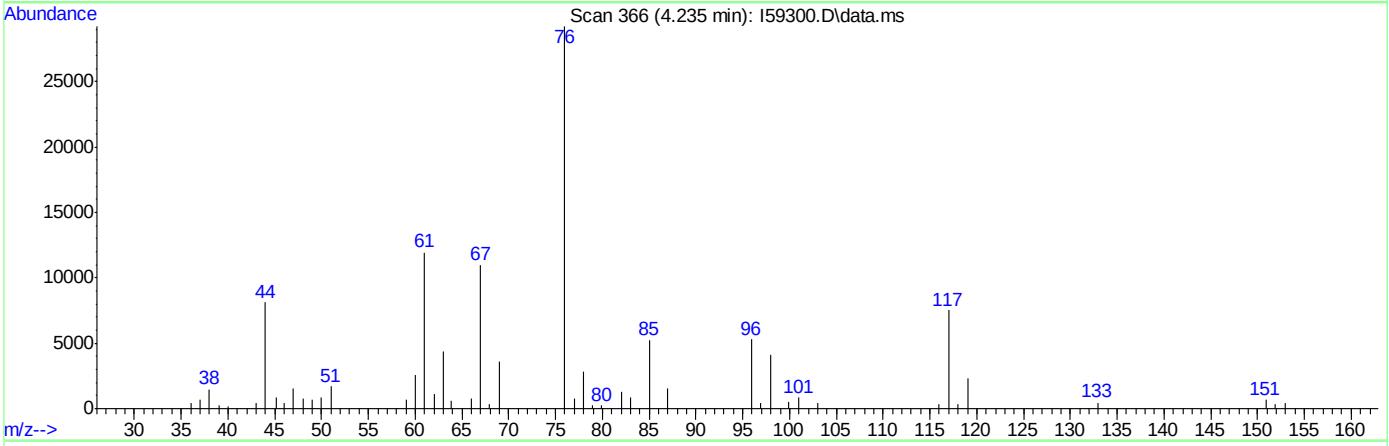

TIC: I59300.D\data.ms

(107) Ethanol

4.235min (+0.087) 200.39ug/L m

response 9225

Ion	Exp%	Act%
45.00	100	100
46.00	36.40	55.57
0.00	0.00	0.00
0.00	0.00	0.00

Manual Integrations APPROVED (compounds with "m" flag)
Juan Garcia 12/13/18 11:26

Quantitation Report (QT Reviewed)

Data Path : C:\msdchem\2\DATA\121218\
Data File : I59301.D
Acq On : 12 Dec 2018 2:19 pm
Operator : ANAJ
Sample : IC1803-4 Inst : MSVOA16
Misc : MS42092,VI1803,,,,,
ALS Vial : 4 Sample Multiplier: 1

Quant Time: Dec 12 14:39:36 2018
Quant Method : C:\msdchem\2\METHODS\I-December1218.M
Quant Title : SW-846 Method 5035A/8260B
QLast Update : Wed Nov 28 16:54:23 2018
Response via : Initial Calibration

Compound	R.T.	QIon	Response	Conc	Units		Dev(Min)
Internal Standards							
1) Fluorobenzene	9.405	96	944002	50.00	ug/L		0.00
56) Chlorobenzene-d5	12.453	117	697106	50.00	ug/L		0.00
78) 1,4-Dichlorobenzene-d4	14.129	152	374789	50.00	ug/L		0.00
106) Tert Butyl Alcohol-d10	5.625	65	55029	250.00	ug/L		0.00
System Monitoring Compounds							
36) Dibromofluoromethane	8.069	113	275253	49.23	ug/L		0.00
Spiked Amount 50.000	Range 83 - 118		Recovery = 98.46%				
46) 1,2-Dichloroethane-d4	8.984	65	371426	55.90	ug/L		0.00
Spiked Amount 50.000	Range 79 - 125		Recovery = 111.80%				
57) Toluene-d8	11.148	98	921234	53.02	ug/L		0.00
Spiked Amount 50.000	Range 85 - 112		Recovery = 106.04%				
79) 4-Bromofluorobenzene	13.349	174	280137	52.86	ug/L		0.00
Spiked Amount 50.000	Range 83 - 118		Recovery = 105.72%				
Target Compounds							Qvalue
2) Dichlorodifluoromethane	2.156	85	162185	26.00	ug/L		99
3) Chloromethane	2.449	50	296740	26.82	ug/L		97
4) 1,3-Butadiene	2.595	39	110302	19.96	ug/L		95
5) Vinyl Chloride	2.558	62	153594	21.08	ug/L		96
6) Bromomethane	3.040	94	93284	19.29	ug/L		97
7) Chloroethane	3.253	64	62455	20.34	ug/L		99
8) Trichlorofluoromethane	3.454	101	226638	23.55	ug/L		100
9) Ethyl Ether	3.893	59	99364	21.70	ug/L		95
10) 1,2-Dichlorotrifluoroe...	4.241	67	141466	20.33	ug/L		99
11) 1,1-Dichloroethene	4.216	61	206009	21.87	ug/L		96
12) Freon 113	4.302	101	112841	19.19	ug/L		91
13) Carbon Disulfide	4.235	76	329178	19.89	ug/L		94
14) Iodomethane	4.436	142	164735	18.89	ug/L		93
15) Allyl chloride	4.918	41	168099	21.60	ug/L		91
16) Methylene Chloride	5.125	49	175921	17.79	ug/L		98
17) Acetone	5.149	43	144452	105.71	ug/L		96
18) Methyl acetate	5.357	43	355882	97.47	ug/L		97
19) trans-1,2-Dichloroethene	5.326	61	194211	23.56	ug/L		98
20) Hexane	5.460	56	195895	34.33	ug/L		93
21) Methyl Tert Butyl Ether	5.539	73	218306	30.87	ug/L		97
22) Acetonitrile	5.863	41	172528	302.87	ug/L		97
23) Di-isopropyl ether	6.173	45	517536	29.90	ug/L		95
24) Chloroprene	6.277	53	267908	35.21	ug/L		93
25) 1,1-Dichloroethane	6.308	63	327946	30.85	ug/L		99
26) Acrylonitrile	6.381	53	286340	176.40	ug/L		99
27) ETBE	6.789	59	373051	31.74	ug/L		98
28) Vinyl acetate	6.765	43	1867747	165.59	ug/L		100
29) cis-1,2-Dichloroethene	7.240	96	135782	26.84	ug/L		89
30) 2,2-Dichloropropane	7.417	77	67873	27.93	ug/L		98
31) Bromochloromethane	7.588	128	77092	27.19	ug/L	#	76
32) Cyclohexane	7.612	56	300810	32.94	ug/L		91
33) Chloroform	7.746	83	288228	28.30	ug/L		96
34) Ethyl acetate	8.002	43	658798	139.97	ug/L		99

Quantitation Report (QT Reviewed)

Data Path : C:\msdchem\2\DATA\121218\
Data File : I59301.D
Acq On : 12 Dec 2018 2:19 pm
Operator : ANAJ
Sample : IC1803-4 Inst : MSVOA16
Misc : MS42092,VI1803,,,,,
ALS Vial : 4 Sample Multiplier: 1

Quant Time: Dec 12 14:39:36 2018
Quant Method : C:\msdchem\2\METHODS\I-December1218.M
Quant Title : SW-846 Method 5035A/8260B
QLast Update : Wed Nov 28 16:54:23 2018
Response via : Initial Calibration

Compound	R.T.	QIon	Response	Conc	Units		Dev(Min)
35) Tetrahydrofuran	8.039	42	90118m	33.32	ug/L		
37) Carbon Tetrachloride	7.984	117	198306	28.82	ug/L		99
38) 1,1,1-Trichloroethane	8.100	97	240035	31.20	ug/L		98
39) 2-Butanone	8.313	43	268630	164.15	ug/L		95
40) 1,1-Dichloropropene	8.338	75	190976	27.54	ug/L		91
41) tert-Butyl formate	8.557	59	578252	572.35	ug/L		99
42) Propionitrile	8.795	54	197097	317.28	ug/L		84
43) Methacrylonitrile	8.831	41	1011849	320.85	ug/L		99
44) Benzene	8.777	78	561966	26.30	ug/L		89
45) TAME	9.020	73	233066	23.24	ug/L		84
47) 1,2-Dichloroethane	9.087	62	262765	32.17	ug/L		98
48) Trichloroethene	9.642	95	161110	28.35	ug/L		95
49) Methylcyclohexane	9.636	83	250318	28.08	ug/L	#	84
50) Dibromomethane	10.136	93	90929	28.04	ug/L		94
51) 1,2-Dichloropropane	10.240	63	169928	30.12	ug/L		92
52) Bromodichloromethane	10.331	83	204964	30.24	ug/L		99
53) Methyl methacrylate	10.514	41	85202	31.32	ug/L		92
54) 2-Chloroethyl vinyl ether	10.910	63	421325	133.04	ug/L		92
55) cis-1,3-Dichloropropene	10.971	75	247474	26.97	ug/L		91
58) Toluene	11.191	91	603534	29.70	ug/L		98
59) 2-Nitropropane	11.380	41	166432	175.78	ug/L		98
60) 4-Methyl-2-pentanone	11.520	43	707818	169.88	ug/L		100
61) trans-1,3-Dichloropropene	11.563	75	203610	30.35	ug/L		88
62) Tetrachloroethene	11.550	166	161654	30.61	ug/L		96
63) Ethyl methacrylate	11.697	69	130497	30.19	ug/L		88
64) 1,1,2-Trichloroethane	11.697	83	112441	28.80	ug/L		94
65) Dibromochloromethane	11.855	129	146585	31.13	ug/L		98
66) 1,3-Dichloropropane	11.922	76	223080	31.00	ug/L		89
67) 1,2-Dibromoethane	12.050	107	117576	29.31	ug/L		99
68) 2-hexanone	12.209	43	613085	176.52	ug/L		98
69) 1-Chlorohexane	12.441	91	206023	28.72	ug/L	#	81
70) Ethylbenzene	12.477	91	720910	30.59	ug/L		96
71) Chlorobenzene	12.465	112	397743	26.72	ug/L		92
72) 1,1,1,2-Tetrachloroethane	12.514	131	143330	29.14	ug/L		97
73) m,p-Xylene	12.587	91	1106720	59.15	ug/L		96
74) o-Xylene	12.910	91	545724	29.68	ug/L		96
75) Styrene	12.947	104	388566	27.61	ug/L		93
76) Bromoform	12.983	173	84116	30.65	ug/L		99
77) Isopropylbenzene	13.135	105	603699	29.26	ug/L		100
80) cis-1,4-Dichloro-2-butene	13.379	53	59432	35.04	ug/L		86
81) n-Propylbenzene	13.428	91	872006	28.16	ug/L		98
82) Bromobenzene	13.434	156	172372	27.23	ug/L		99
83) 1,1,2,2-Tetrachloroethane	13.471	83	160939	27.63	ug/L		99
84) 1,3,5-Trimethylbenzene	13.550	105	559208	26.80	ug/L		99
85) 2-Chlorotoluene	13.666	91	532049	29.65	ug/L		97
86) trans-1,4-Dichloro-2-B...	13.593	53	55584	33.72	ug/L	#	79
87) 1,2,3-Trichloropropane	13.574	110	45014	29.47	ug/L		94
88) Cyclohexanone	13.617	55	43672	322.19	ug/L		87
89) 4-Chlorotoluene	13.666	91	532049	29.65	ug/L		97
90) tert-Butylbenzene	13.782	91	358147	31.38	ug/L		97

Quantitation Report (QT Reviewed)

Data Path : C:\msdchem\2\DATA\121218\
Data File : I59301.D
Acq On : 12 Dec 2018 2:19 pm
Operator : ANAJ
Sample : IC1803-4 Inst : MSVOA16
Misc : MS42092,VI1803,,,,,
ALS Vial : 4 Sample Multiplier: 1

Quant Time: Dec 12 14:39:36 2018
Quant Method : C:\msdchem\2\METHODS\I-December1218.M
Quant Title : SW-846 Method 5035A/8260B
QLast Update : Wed Nov 28 16:54:23 2018
Response via : Initial Calibration

Compound	R.T.	QIon	Response	Conc	Units		Dev(Min)
92) 1,2,4-Trimethylbenzene	13.824	105	590210	28.55	ug/L		97
93) Pentachloroethane	13.818	167	111464	32.65	ug/L		90
94) sec-Butylbenzene	13.904	105	741026	28.28	ug/L		99
95) 4-Isopropyltoluene	13.989	119	598640	28.42	ug/L		99
96) 1,3-Dichlorobenzene	14.080	146	324269	29.45	ug/L		99
97) 1,4-Dichlorobenzene	14.135	146	343801	26.66	ug/L		93
98) n-Butylbenzene	14.282	92	365754	29.29	ug/L		98
99) Benzyl Chloride	14.294	126	48154	27.81	ug/L	#	90
100) 1,2-Dichlorobenzene	14.428	146	315373	30.52	ug/L		99
101) 1,2-Dibromo-3-Chloropr...	14.964	75	23808	32.64	ug/L		96
102) Hexachlorobutadiene	15.373	225	124953	31.19	ug/L		91
103) 1,2,4-Trichlorobenzene	15.416	180	214529	29.85	ug/L		99
104) Naphthalene	15.629	128	369213	29.76	ug/L		100
105) 1,2,3-Trichlorobenzene	15.757	180	201150	31.27	ug/L		98
107) Ethanol	4.223	45	19667m	429.88	ug/L		
108) Acrolein	4.692	56	85392	88.24	ug/L		98
109) Tert Butyl Alcohol	5.747	59	136251	315.67	ug/L		94
110) Isobutyl alcohol	9.222	43	79063	593.31	ug/L		99
111) Tert Amyl Alcohol	9.344	59	57546	276.69	ug/L		94
112) 1,4-Dioxane	10.545	88	13568	461.57	ug/L		83
113) 3,3-Dimethyl-1-butanol	12.197	57	530715	1283.75	ug/L		94

(#) = qualifier out of range (m) = manual integration (+) = signals summed

Quantitation Report (QT Reviewed)

Data Path : C:\msdchem\2\DATA\121218\
Data File : I59301.D
Acq On : 12 Dec 2018 2:19 pm
Operator : ANAJ
Sample : IC1803-4 Inst : MSVOA16
Misc : MS42092,VI1803,,,,,
ALS Vial : 4 Sample Multiplier: 1

Quant Time: Dec 12 14:39:36 2018
Quant Method : C:\msdchem\2\METHODS\I-December1218.M
Quant Title : SW-846 Method 5035A/8260B
QLast Update : Wed Nov 28 16:54:23 2018
Response via : Initial Calibration

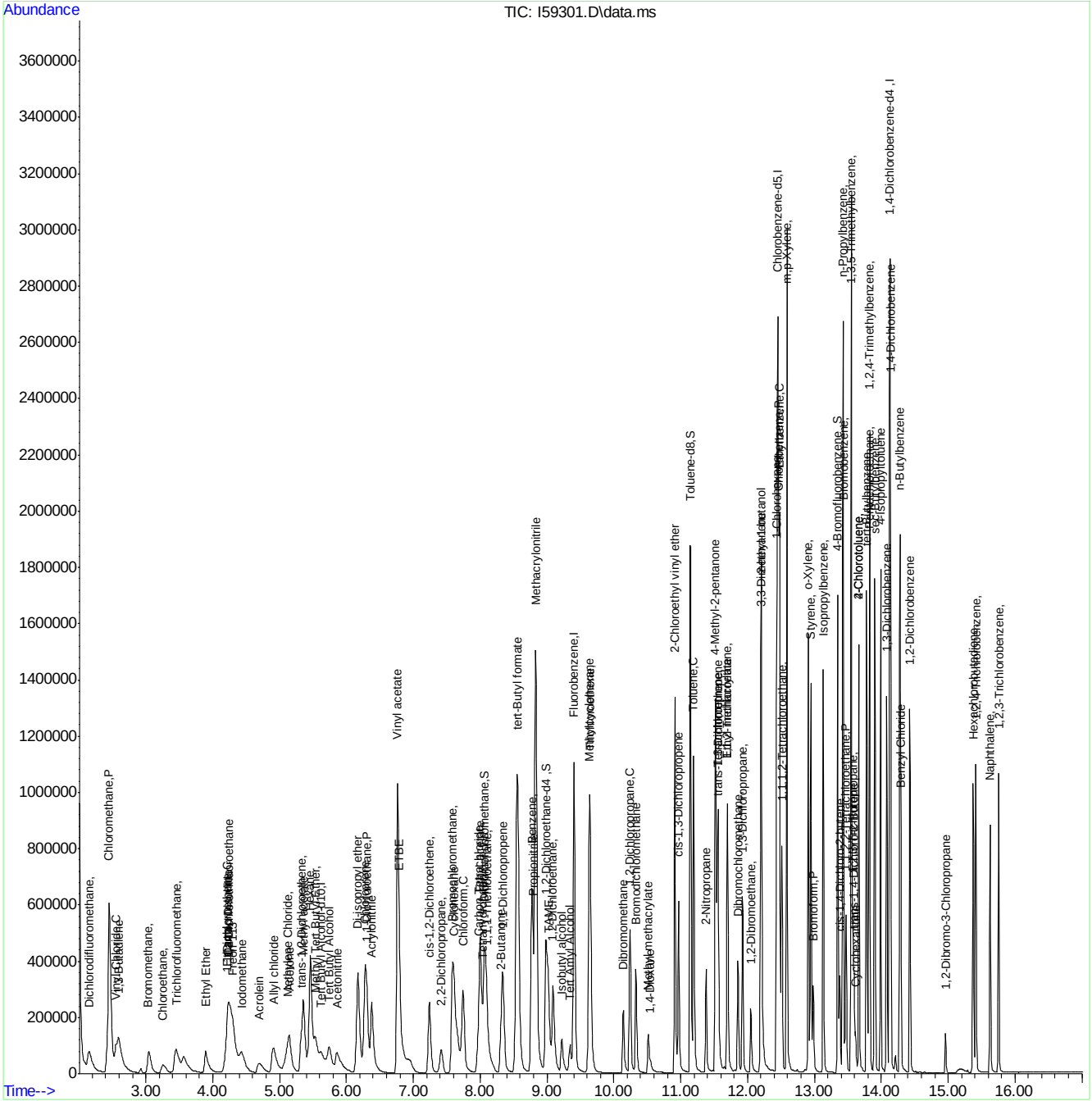

Manual Integration Approval Summary

Sample Number: VI1803-IC1803
Lab FileID: I59301.D
Injection Time: 12/12/18 14:19
Method: SW846 8260B
Analyst approved: 12/13/18 08:28 Ana Jimenez
Supervisor approved: 12/13/18 11:26 Juan Garcia

Parameter	CAS	Sig#	R.T. (min.)	Reason
Ethyl Alcohol	64-17-5		4.22	Poor instrument integration
Tetrahydrofuran	109-99-9		8.04	Split peak

Quantitation Report (Qedit)

Data Path : C:\msdchem\2\DATA\121218\
Data File : I59301.D
Acq On : 12 Dec 2018 2:19 pm
Operator : ANAJ
Sample : IC1803-4 Inst : MSVOA16
Misc : MS42092,VI1803,,,,,
ALS Vial : 4 Sample Multiplier: 1

Quant Time: Dec 12 14:37:14 2018
Quant Method : C:\msdchem\2\METHODS\I-December1218.M
Quant Title : SW-846 Method 5035A/8260B
QLast Update : Wed Nov 28 16:54:23 2018
Response via : Initial Calibration

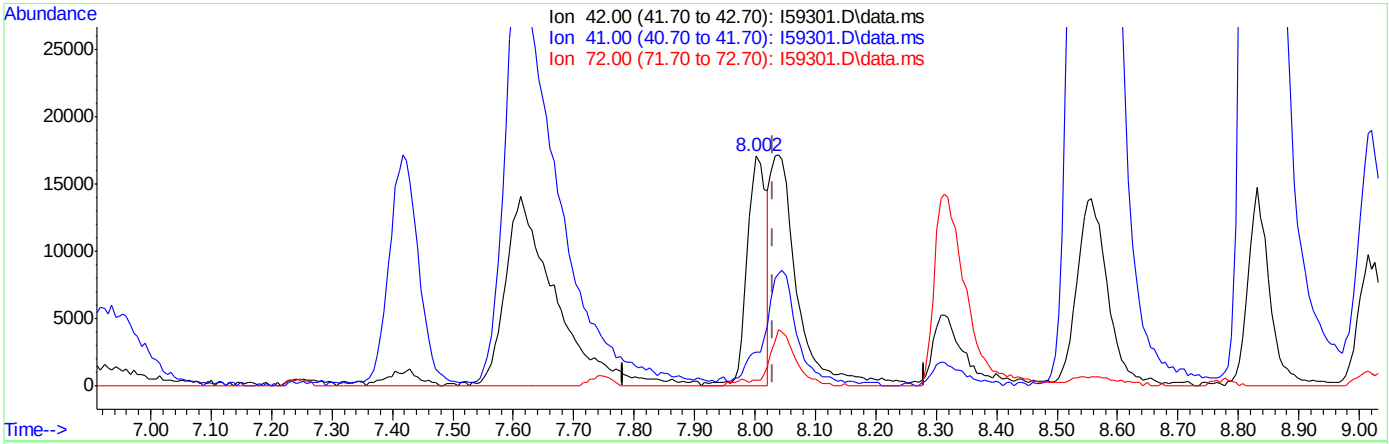

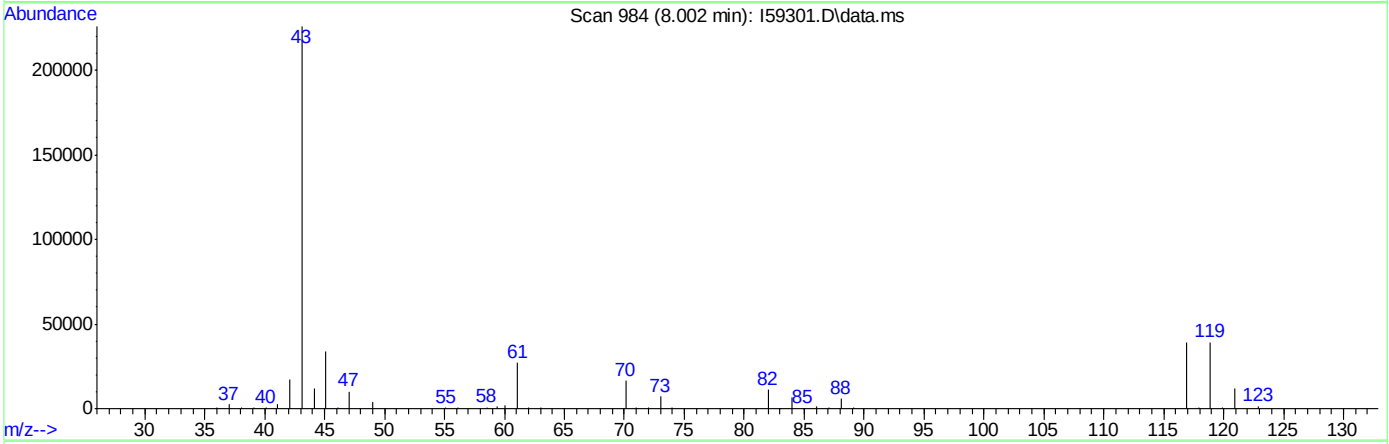

TIC: I59301.D\data.ms

(35) Tetrahydrofuran

8.002min (-0.029) 14.90ug/L

response 38527

Ion	Exp%	Act%
42.00	100	100
41.00	46.20	12.01#
72.00	23.70	2.70#
0.00	0.00	0.00

Quantitation Report (Qedit)

Data Path : C:\msdchem\2\DATA\121218\
Data File : I59301.D
Acq On : 12 Dec 2018 2:19 pm
Operator : ANAJ
Sample : IC1803-4 Inst : MSVOA16
Misc : MS42092,VI1803,,,,,
ALS Vial : 4 Sample Multiplier: 1

Quant Time: Dec 12 14:37:14 2018
Quant Method : C:\msdchem\2\METHODS\I-December1218.M
Quant Title : SW-846 Method 5035A/8260B
QLast Update : Wed Nov 28 16:54:23 2018
Response via : Initial Calibration

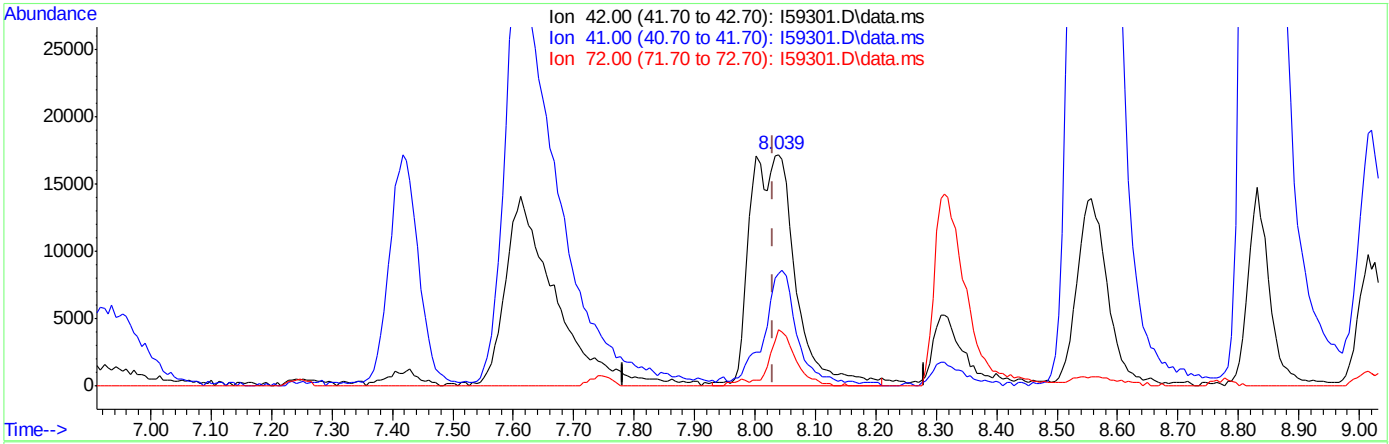

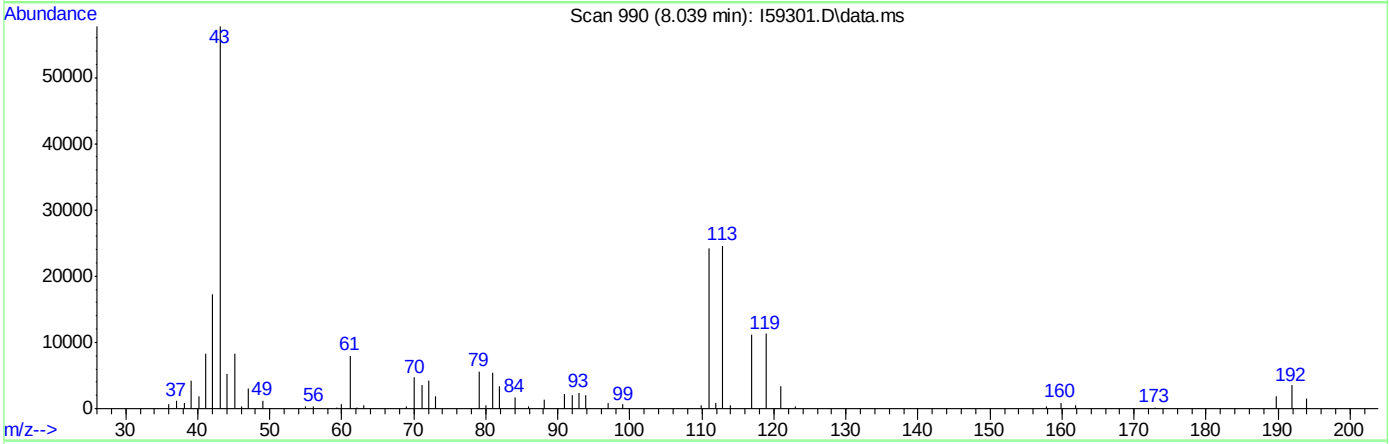

TIC: I59301.D\data.ms

(35) Tetrahydrofuran

8.039min (+0.007) 33.32ug/L m

response 90118

Ion	Exp%	Act%
42.00	100	100
41.00	46.20	48.44
72.00	23.70	24.22
0.00	0.00	0.00

Quantitation Report (Qedit)

Data Path : C:\msdchem\2\DATA\121218\
Data File : I59301.D
Acq On : 12 Dec 2018 2:19 pm
Operator : ANAJ
Sample : IC1803-4 Inst : MSVOA16
Misc : MS42092,VI1803,,,,,
ALS Vial : 4 Sample Multiplier: 1

Quant Time: Dec 12 14:37:14 2018
Quant Method : C:\msdchem\2\METHODS\I-December1218.M
Quant Title : SW-846 Method 5035A/8260B
QLast Update : Wed Nov 28 16:54:23 2018
Response via : Initial Calibration

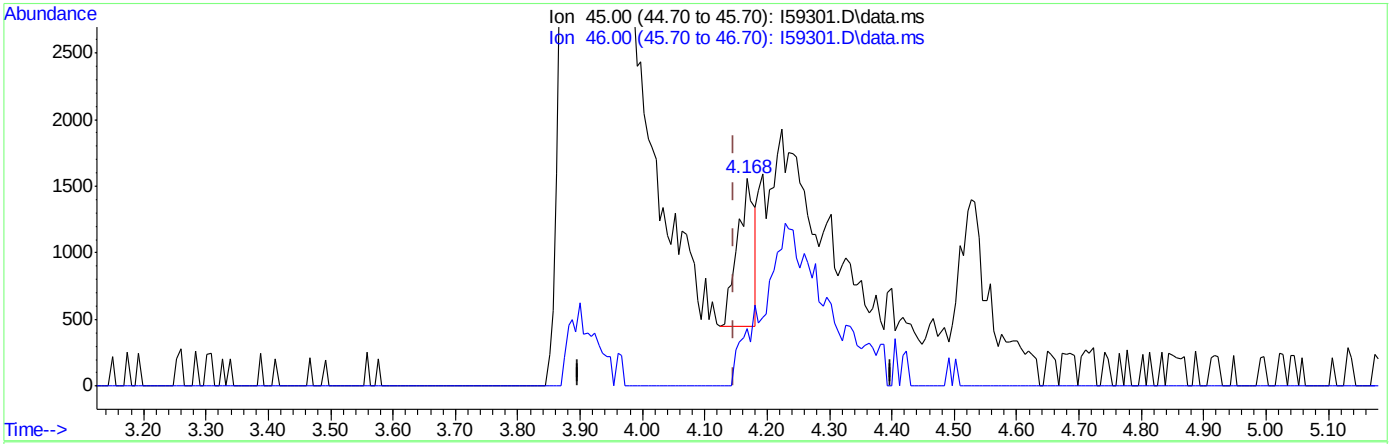

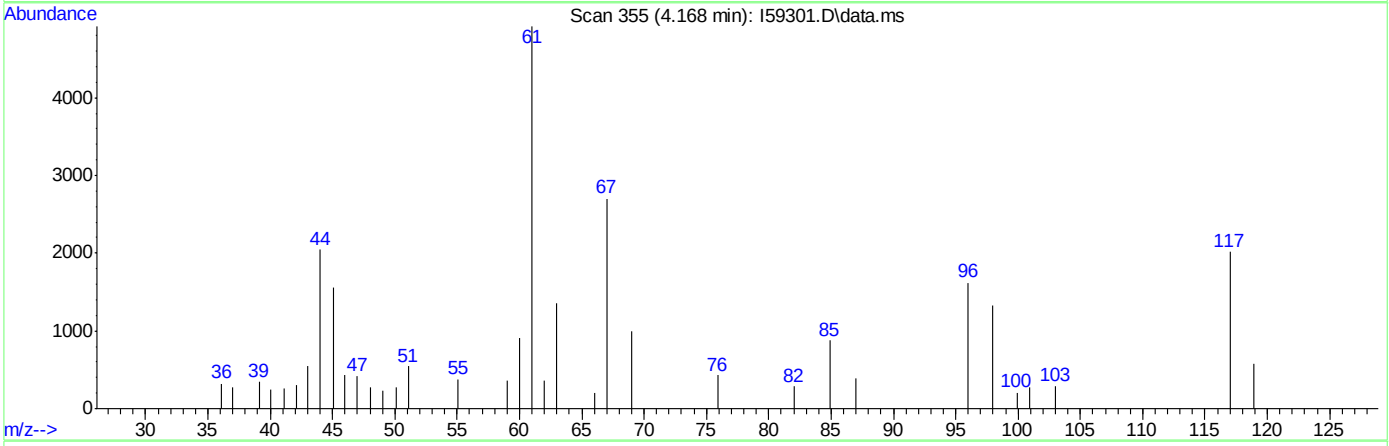

TIC: I59301.D\data.ms

(107) Ethanol

4.168min (+0.020) 45.51ug/L

response 2082

Ion	Exp%	Act%
45.00	100	100
46.00	36.40	38.71
0.00	0.00	0.00
0.00	0.00	0.00

Quantitation Report (Qedit)

Data Path : C:\msdchem\2\DATA\121218\
Data File : I59301.D
Acq On : 12 Dec 2018 2:19 pm
Operator : ANAJ
Sample : IC1803-4 Inst : MSVOA16
Misc : MS42092,VI1803,,,,,
ALS Vial : 4 Sample Multiplier: 1

Quant Time: Dec 12 14:37:14 2018
Quant Method : C:\msdchem\2\METHODS\I-December1218.M
Quant Title : SW-846 Method 5035A/8260B
QLast Update : Wed Nov 28 16:54:23 2018
Response via : Initial Calibration

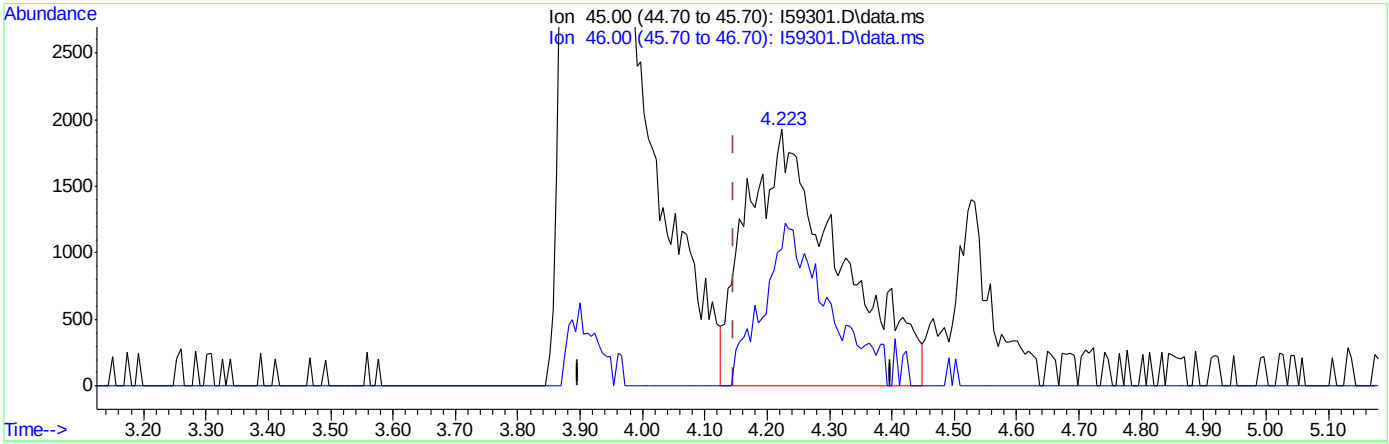

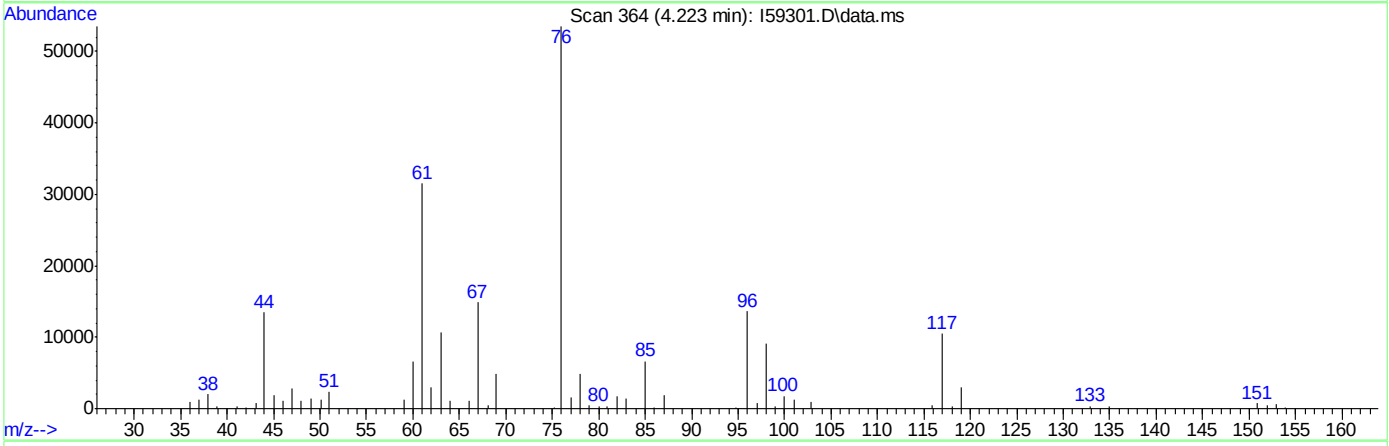

TIC: I59301.D\data.ms

(107) Ethanol

4.223min (+0.075) 429.88ug/L m

response 19667

Ion	Exp%	Act%
45.00	100	100
46.00	36.40	53.35
0.00	0.00	0.00
0.00	0.00	0.00

Manual Integrations APPROVED (compounds with "m" flag)
Juan Garcia
12/13/18 11:26

Quantitation Report (QT Reviewed)

Data Path : C:\msdchem\2\DATA\121218\
Data File : I59302.D
Acq On : 12 Dec 2018 2:42 pm
Operator : ANAJ
Sample : ICC1803-5 Inst : MSVOA16
Misc : MS42092,VI1803,,,,,
ALS Vial : 5 Sample Multiplier: 1

Quant Time: Dec 12 15:05:35 2018
Quant Method : C:\msdchem\2\METHODS\I-December1218.M
Quant Title : SW-846 Method 5035A/8260B
QLast Update : Wed Nov 28 16:54:23 2018
Response via : Initial Calibration

Compound	R.T.	QIon	Response	Conc	Units		Dev(Min)
Internal Standards							
1) Fluorobenzene	9.404	96	926550	50.00	ug/L		0.00
56) Chlorobenzene-d5	12.453	117	666135	50.00	ug/L		0.00
78) 1,4-Dichlorobenzene-d4	14.129	152	358482	50.00	ug/L		0.00
106) Tert Butyl Alcohol-d10	5.631	65	54870	250.00	ug/L		0.01
System Monitoring Compounds							
36) Dibromofluoromethane	8.069	113	273753	49.89	ug/L		0.00
Spiked Amount 50.000	Range 83 - 118		Recovery = 99.78%				
46) 1,2-Dichloroethane-d4	8.984	65	361770	55.47	ug/L		0.00
Spiked Amount 50.000	Range 79 - 125		Recovery = 110.94%				
57) Toluene-d8	11.148	98	902555	54.36	ug/L		0.00
Spiked Amount 50.000	Range 85 - 112		Recovery = 108.72%				
79) 4-Bromofluorobenzene	13.349	174	276364	54.52	ug/L		0.00
Spiked Amount 50.000	Range 83 - 118		Recovery = 109.04%				
Target Compounds							Qvalue
2) Dichlorodifluoromethane	2.156	85	257421	42.05	ug/L		99
3) Chloromethane	2.448	50	469892	43.27	ug/L		100
4) 1,3-Butadiene	2.589	39	197369	36.39	ug/L		95
5) Vinyl Chloride	2.558	62	247585	34.62	ug/L		99
6) Bromomethane	3.040	94	153704	32.39	ug/L		98
7) Chloroethane	3.247	64	95605	32.63	ug/L		97
8) Trichlorofluoromethane	3.442	101	357510	37.86	ug/L		98
9) Ethyl Ether	3.893	59	161496	35.94	ug/L		92
10) 1,2-Dichlorotrifluoroe...	4.247	67	234807	34.38	ug/L		97
11) 1,1-Dichloroethene	4.210	61	349878	37.84	ug/L		96
12) Freon 113	4.302	101	200760	34.79	ug/L		96
13) Carbon Disulfide	4.229	76	553850	34.09	ug/L		96
14) Iodomethane	4.430	142	287148	33.55	ug/L		91
15) Allyl chloride	4.899	41	282221	36.95	ug/L		93
16) Methylene Chloride	5.125	49	296729	31.20	ug/L		98
17) Acetone	5.149	43	246401	182.36	ug/L		93
18) Methyl acetate	5.356	43	916643	255.78	ug/L		96
19) trans-1,2-Dichloroethene	5.326	61	384682	47.54	ug/L		97
20) Hexane	5.460	56	326442	58.28	ug/L		98
21) Methyl Tert Butyl Ether	5.539	73	316829	45.64	ug/L		83
22) Acetonitrile	5.856	41	278268	497.70	ug/L		97
23) Di-isopropyl ether	6.167	45	918289	51.12	ug/L		97
24) Chloroprene	6.277	53	469138	58.12	ug/L		94
25) 1,1-Dichloroethane	6.307	63	530169	50.81	ug/L		99
26) Acrylonitrile	6.381	53	493197	293.83	ug/L		100
27) ETBE	6.789	59	553468	47.77	ug/L		97
28) Vinyl acetate	6.765	43	3222821	277.42	ug/L		100
29) cis-1,2-Dichloroethene	7.240	96	241497	47.09	ug/L		90
30) 2,2-Dichloropropane	7.417	77	115112	47.24	ug/L		98
31) Bromochloromethane	7.582	128	128281	46.10	ug/L	#	79
32) Cyclohexane	7.612	56	560710	57.28	ug/L		93
33) Chloroform	7.746	83	466362	46.66	ug/L		97
34) Ethyl acetate	8.002	43	1191031	257.81	ug/L		100

Quantitation Report (QT Reviewed)

Data Path : C:\msdchem\2\DATA\121218\
Data File : I59302.D
Acq On : 12 Dec 2018 2:42 pm
Operator : ANAJ
Sample : ICC1803-5 Inst : MSVOA16
Misc : MS42092,VI1803,,,,,
ALS Vial : 5 Sample Multiplier: 1

Quant Time: Dec 12 15:05:35 2018
Quant Method : C:\msdchem\2\METHODS\I-December1218.M
Quant Title : SW-846 Method 5035A/8260B
QLast Update : Wed Nov 28 16:54:23 2018
Response via : Initial Calibration

Compound	R.T.	QIon	Response	Conc	Units		Dev(Min)
35) Tetrahydrofuran	8.033	42	156626m	55.98	ug/L		
37) Carbon Tetrachloride	7.984	117	327490	48.49	ug/L		100
38) 1,1,1-Trichloroethane	8.100	97	398070	52.71	ug/L		98
39) 2-Butanone	8.307	43	489948	277.91	ug/L		94
40) 1,1-Dichloropropene	8.338	75	329991	46.74	ug/L		93
41) tert-Butyl formate	8.557	59	1063571	866.77	ug/L		93
42) Propionitrile	8.789	54	336984	537.20	ug/L		95
43) Methacrylonitrile	8.831	41	1646754	521.68	ug/L		99
44) Benzene	8.770	78	918307	43.93	ug/L		92
45) TAME	9.020	73	385286	38.90	ug/L		90
47) 1,2-Dichloroethane	9.087	62	425806	53.11	ug/L		97
48) Trichloroethene	9.642	95	262337	47.04	ug/L		97
49) Methylcyclohexane	9.636	83	422310	47.02	ug/L	#	86
50) Dibromomethane	10.136	93	151629	47.64	ug/L		98
51) 1,2-Dichloropropane	10.240	63	288957	52.18	ug/L		95
52) Bromodichloromethane	10.331	83	340907	51.25	ug/L		98
53) Methyl methacrylate	10.514	41	177492	54.50	ug/L		90
54) 2-Chloroethyl vinyl ether	10.910	63	726165	242.85	ug/L		94
55) cis-1,3-Dichloropropene	10.971	75	416564	44.78	ug/L		91
58) Toluene	11.191	91	979882	50.46	ug/L		98
59) 2-Nitropropane	11.380	41	300175	293.26	ug/L		97
60) 4-Methyl-2-pentanone	11.520	43	1264926	289.37	ug/L		99
61) trans-1,3-Dichloropropene	11.563	75	345091	50.50	ug/L		91
62) Tetrachloroethene	11.550	166	256503	50.82	ug/L		96
63) Ethyl methacrylate	11.697	69	243624	51.27	ug/L		93
64) 1,1,2-Trichloroethane	11.697	83	182833	49.01	ug/L		92
65) Dibromochloromethane	11.855	129	244480	50.84	ug/L		98
66) 1,3-Dichloropropane	11.922	76	371164	53.97	ug/L		91
67) 1,2-Dibromoethane	12.050	107	202500	49.98	ug/L		100
68) 2-hexanone	12.209	43	1063637	289.79	ug/L		98
69) 1-Chlorohexane	12.434	91	352071	49.08	ug/L	#	74
70) Ethylbenzene	12.477	91	1151640	51.14	ug/L		96
71) Chlorobenzene	12.465	112	630020	44.30	ug/L		92
72) 1,1,1,2-Tetrachloroethane	12.514	131	234701	49.94	ug/L		98
73) m,p-Xylene	12.587	91	1781479	97.31	ug/L		95
74) o-Xylene	12.910	91	937702	50.42	ug/L		96
75) Styrene	12.946	104	639954	46.12	ug/L		93
76) Bromoform	12.983	173	145039	51.37	ug/L		98
77) Isopropylbenzene	13.129	105	993658	48.14	ug/L		98
80) cis-1,4-Dichloro-2-butene	13.379	53	103140	57.01	ug/L		89
81) n-Propylbenzene	13.428	91	1392073	46.08	ug/L		98
82) Bromobenzene	13.434	156	268732	44.39	ug/L		100
83) 1,1,2,2-Tetrachloroethane	13.471	83	259042	46.49	ug/L		99
84) 1,3,5-Trimethylbenzene	13.550	105	908060	44.69	ug/L		98
85) 2-Chlorotoluene	13.666	91	859199	48.43	ug/L		97
86) trans-1,4-Dichloro-2-B...	13.593	53	96547	55.63	ug/L	#	80
87) 1,2,3-Trichloropropane	13.574	110	71634	49.04	ug/L		93
88) Cyclohexanone	13.617	55	78212	511.76	ug/L		88
89) 4-Chlorotoluene	13.666	91	859199	48.43	ug/L		97
90) tert-Butylbenzene	13.782	91	593682	50.99	ug/L		97

Quantitation Report (QT Reviewed)

Data Path : C:\msdchem\2\DATA\121218\
Data File : I59302.D
Acq On : 12 Dec 2018 2:42 pm
Operator : ANAJ
Sample : ICC1803-5 Inst : MSVOA16
Misc : MS42092,VI1803,,,,,
ALS Vial : 5 Sample Multiplier: 1

Quant Time: Dec 12 15:05:35 2018
Quant Method : C:\msdchem\2\METHODS\I-December1218.M
Quant Title : SW-846 Method 5035A/8260B
QLast Update : Wed Nov 28 16:54:23 2018
Response via : Initial Calibration

Compound	R.T.	QIon	Response	Conc	Units	Dev(Min)
92) 1,2,4-Trimethylbenzene	13.824	105	954703	46.43	ug/L	97
93) Pentachloroethane	13.818	167	178316	54.61	ug/L	91
94) sec-Butylbenzene	13.904	105	1205380	46.52	ug/L	100
95) 4-Isopropyltoluene	13.989	119	981993	46.87	ug/L	98
96) 1,3-Dichlorobenzene	14.080	146	523287	49.68	ug/L	99
97) 1,4-Dichlorobenzene	14.135	146	544746	44.16	ug/L	93
98) n-Butylbenzene	14.282	92	608158	48.47	ug/L	97
99) Benzyl Chloride	14.294	126	82211	45.43	ug/L	95
100) 1,2-Dichlorobenzene	14.428	146	508267	51.43	ug/L	99
101) 1,2-Dibromo-3-Chloropr...	14.964	75	43361	54.60	ug/L	97
102) Hexachlorobutadiene	15.373	225	209837	54.77	ug/L	93
103) 1,2,4-Trichlorobenzene	15.415	180	377281	50.44	ug/L	99
104) Naphthalene	15.629	128	680119	50.84	ug/L	100
105) 1,2,3-Trichlorobenzene	15.757	180	343397	51.26	ug/L	98
107) Ethanol	4.210	45	34774m	762.29	ug/L	
108) Acrolein	4.686	56	140918	151.07	ug/L	95
109) Tert Butyl Alcohol	5.747	59	220385	468.37	ug/L	95
110) Isobutyl alcohol	9.215	43	152684	1027.51	ug/L	97
111) Tert Amyl Alcohol	9.337	59	110918	499.11	ug/L	94
112) 1,4-Dioxane	10.544	88	29394	947.78	ug/L	96
113) 3,3-Dimethyl-1-butanol	12.197	57	1015096	2363.11	ug/L	93

(#) = qualifier out of range (m) = manual integration (+) = signals summed

Quantitation Report (QT Reviewed)

Data Path : C:\msdchem\2\DATA\121218\
Data File : I59302.D
Acq On : 12 Dec 2018 2:42 pm
Operator : ANAJ
Sample : ICC1803-5 Inst : MSVOA16
Misc : MS42092,VI1803,,,,,
ALS Vial : 5 Sample Multiplier: 1

Quant Time: Dec 12 15:05:35 2018
Quant Method : C:\msdchem\2\METHODS\I-December1218.M
Quant Title : SW-846 Method 5035A/8260B
QLast Update : Wed Nov 28 16:54:23 2018
Response via : Initial Calibration

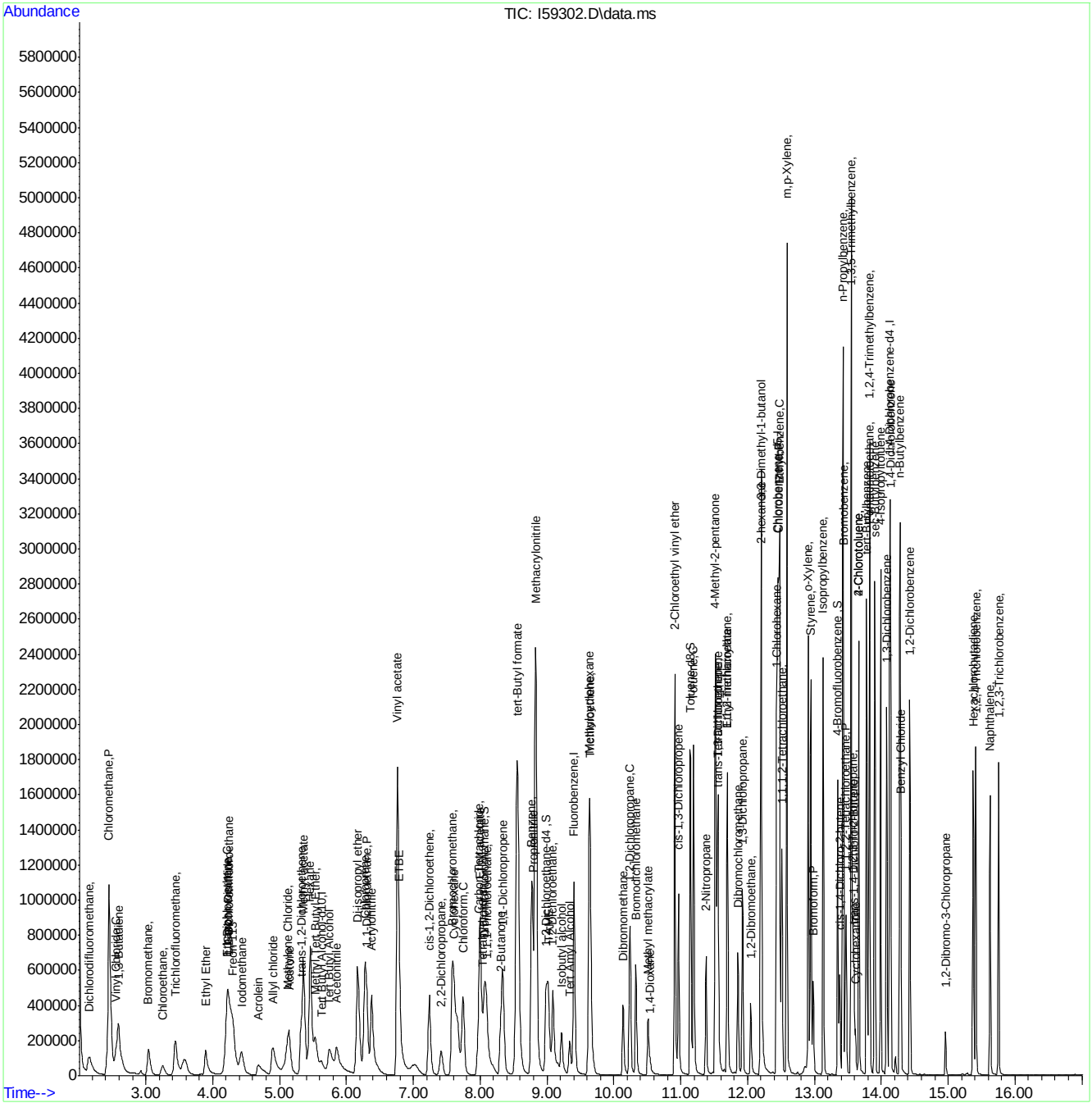

Manual Integration Approval Summary

Sample Number: VI1803-ICC1803
Lab FileID: I59302.D
Injection Time: 12/12/18 14:42
Method: SW846 8260B
Analyst approved: 12/13/18 08:28 Ana Jimenez
Supervisor approved: 12/13/18 11:26 Juan Garcia

Parameter	CAS	Sig#	R.T. (min.)	Reason
Ethyl Alcohol	64-17-5		4.21	Poor instrument integration
Tetrahydrofuran	109-99-9		8.03	Split peak

Manual Integrations APPROVED (compounds with "m" flag)
Juan Garcia 12/13/18 11:26

Quantitation Report (QT Reviewed)

Data Path : C:\msdchem\2\DATA\121218\
Data File : I59303.D
Acq On : 12 Dec 2018 3:05 pm
Operator : ANAJ
Sample : IC1803-6 Inst : MSVOA16
Misc : MS42092,VI1803,,,,,
ALS Vial : 6 Sample Multiplier: 1

Quant Time: Dec 12 16:04:45 2018
Quant Method : C:\msdchem\2\METHODS\I-December1218.M
Quant Title : SW-846 Method 5035A/8260B
QLast Update : Wed Nov 28 16:54:23 2018
Response via : Initial Calibration

Compound	R.T.	QIon	Response	Conc	Units	Dev(Min)
Internal Standards						
1) Fluorobenzene	9.404	96	970500	50.00	ug/L	0.00
56) Chlorobenzene-d5	12.453	117	680278	50.00	ug/L	0.00
78) 1,4-Dichlorobenzene-d4	14.129	152	366915	50.00	ug/L	0.00
106) Tert Butyl Alcohol-d10	5.631	65	52903	250.00	ug/L	0.01
System Monitoring Compounds						
36) Dibromofluoromethane	8.069	113	282823	49.21	ug/L	0.00
Spiked Amount 50.000	Range 83 - 118		Recovery = 98.42%			
46) 1,2-Dichloroethane-d4	8.990	65	365445	53.50	ug/L	0.00
Spiked Amount 50.000	Range 79 - 125		Recovery = 107.00%			
57) Toluene-d8	11.148	98	950076	56.04	ug/L	0.00
Spiked Amount 50.000	Range 85 - 112		Recovery = 112.08%#			
79) 4-Bromofluorobenzene	13.349	174	288671	55.64	ug/L	0.00
Spiked Amount 50.000	Range 83 - 118		Recovery = 111.28%			
Target Compounds						Qvalue
2) Dichlorodifluoromethane	2.162	85	459897	71.72	ug/L	99
3) Chloromethane	2.449	50	788985	69.36	ug/L	100
4) 1,3-Butadiene	2.589	39	380427	66.97	ug/L	99
5) Vinyl Chloride	2.570	62	434561	58.02	ug/L	96
6) Bromomethane	3.040	94	277538	55.83	ug/L	99
7) Chloroethane	3.247	64	161150	55.47	ug/L	97
8) Trichlorofluoromethane	3.442	101	634890	64.18	ug/L	99
9) Ethyl Ether	3.893	59	287252	61.02	ug/L	92
10) 1,2-Dichlorotrifluoroe...	4.253	67	438547	61.30	ug/L	96
11) 1,1-Dichloroethene	4.210	61	638121	65.89	ug/L	97
12) Freon 113	4.302	101	378460	62.62	ug/L	97
13) Carbon Disulfide	4.223	76	1034942	60.83	ug/L	97
14) Iodomethane	4.430	142	523098	58.34	ug/L	95
15) Allyl chloride	4.893	41	536191	67.01	ug/L	94
16) Methylene Chloride	5.119	49	539259	56.30	ug/L	98
17) Acetone	5.149	43	418911	292.88	ug/L	95
18) Methyl acetate	5.363	43	1014053	270.15	ug/L	99
19) trans-1,2-Dichloroethene	5.320	61	573510	67.66	ug/L	98
20) Hexane	5.460	56	562134	95.81	ug/L	97
21) Methyl Tert Butyl Ether	5.539	73	605105	83.22	ug/L	95
22) Acetonitrile	5.856	41	481558	822.29	ug/L	96
23) Di-isopropyl ether	6.173	45	1839473	89.13	ug/L	96
24) Chloroprene	6.277	53	885864	93.83	ug/L	93
25) 1,1-Dichloroethane	6.308	63	949528	86.87	ug/L	100
26) Acrylonitrile	6.381	53	814194	436.24	ug/L	98
27) ETBE	6.789	59	1057486	86.27	ug/L	95
28) Vinyl acetate	6.765	43	5429784	420.84	ug/L	99
29) cis-1,2-Dichloroethene	7.240	96	455145	80.50	ug/L	88
30) 2,2-Dichloropropane	7.417	77	249522	93.06	ug/L	100
31) Bromochloromethane	7.582	128	226527	77.72	ug/L #	77
32) Cyclohexane	7.612	56	1080464	93.61	ug/L	93
33) Chloroform	7.746	83	842612	80.48	ug/L	98
34) Ethyl acetate	8.002	43	1978984	408.97	ug/L	100

Quantitation Report (QT Reviewed)

Data Path : C:\msdchem\2\DATA\121218\
Data File : I59303.D
Acq On : 12 Dec 2018 3:05 pm
Operator : ANAJ
Sample : IC1803-6 Inst : MSVOA16
Misc : MS42092,VI1803,,,,,
ALS Vial : 6 Sample Multiplier: 1

Quant Time: Dec 12 16:04:45 2018
Quant Method : C:\msdchem\2\METHODS\I-December1218.M
Quant Title : SW-846 Method 5035A/8260B
QLast Update : Wed Nov 28 16:54:23 2018
Response via : Initial Calibration

Compound	R.T.	QIon	Response	Conc	Units		Dev(Min)
35) Tetrahydrofuran	8.033	42	249280m	80.57	ug/L		
37) Carbon Tetrachloride	7.984	117	633677	89.57	ug/L		99
38) 1,1,1-Trichloroethane	8.100	97	740817	93.66	ug/L		98
39) 2-Butanone	8.307	43	822449	405.12	ug/L		95
40) 1,1-Dichloropropene	8.338	75	623711	79.48	ug/L		93
41) tert-Butyl formate	8.557	59	2117112	1290.68	ug/L		88
42) Propionitrile	8.789	54	538561	793.71	ug/L		95
43) Methacrylonitrile	8.831	41	2568219	759.30	ug/L		99
44) Benzene	8.770	78	1656440	76.10	ug/L		93
45) TAME	9.020	73	762416	72.51	ug/L		96
47) 1,2-Dichloroethane	9.087	62	751690	89.51	ug/L		99
48) Trichloroethene	9.642	95	469649	80.40	ug/L		96
49) Methylcyclohexane	9.630	83	774397	78.90	ug/L	#	85
50) Dibromomethane	10.136	93	273673	82.09	ug/L		97
51) 1,2-Dichloropropane	10.240	63	527516	90.95	ug/L		96
52) Bromodichloromethane	10.331	83	627996	90.13	ug/L		99
53) Methyl methacrylate	10.508	41	337695	81.73	ug/L		90
54) 2-Chloroethyl vinyl ether	10.910	63	1296019	446.56	ug/L		95
55) cis-1,3-Dichloropropene	10.965	75	770525	76.94	ug/L		89
58) Toluene	11.191	91	1747669	88.13	ug/L		98
59) 2-Nitropropane	11.380	41	508192	428.75	ug/L		96
60) 4-Methyl-2-pentanone	11.520	43	2019031	413.83	ug/L		98
61) trans-1,3-Dichloropropene	11.563	75	627455	81.97	ug/L		94
62) Tetrachloroethene	11.550	166	445859	86.51	ug/L		96
63) Ethyl methacrylate	11.697	69	436245	77.36	ug/L		94
64) 1,1,2-Trichloroethane	11.697	83	305502	80.19	ug/L		92
65) Dibromochloromethane	11.855	129	438919	81.29	ug/L		98
66) 1,3-Dichloropropane	11.922	76	649853	92.53	ug/L		92
67) 1,2-Dibromoethane	12.050	107	352722	79.18	ug/L		99
68) 2-hexanone	12.209	43	1696895	410.73	ug/L		97
69) 1-Chlorohexane	12.434	91	643308	81.93	ug/L	#	76
70) Ethylbenzene	12.477	91	2018303	87.77	ug/L		96
71) Chlorobenzene	12.465	112	1086380	74.80	ug/L		92
72) 1,1,1,2-Tetrachloroethane	12.514	131	419621	87.43	ug/L		97
73) m,p-Xylene	12.587	91	3151197	162.12	ug/L		94
74) o-Xylene	12.910	91	1690557	82.07	ug/L		95
75) Styrene	12.946	104	1135111	76.25	ug/L		94
76) Bromoform	12.983	173	246486	78.27	ug/L		98
77) Isopropylbenzene	13.129	105	1789547	79.08	ug/L		97
80) cis-1,4-Dichloro-2-butene	13.373	53	174213	83.63	ug/L		86
81) n-Propylbenzene	13.428	91	2422444	75.88	ug/L		98
82) Bromobenzene	13.434	156	456405	73.65	ug/L		99
83) 1,1,2,2-Tetrachloroethane	13.471	83	419165	73.50	ug/L		99
84) 1,3,5-Trimethylbenzene	13.550	105	1591875	74.35	ug/L		97
85) 2-Chlorotoluene	13.666	91	1555326	81.09	ug/L		97
86) trans-1,4-Dichloro-2-B...	13.593	53	166170	83.72	ug/L	#	81
87) 1,2,3-Trichloropropane	13.574	110	116738	78.07	ug/L		98
88) Cyclohexanone	13.617	55	124021	692.62	ug/L		89
89) 4-Chlorotoluene	13.666	91	1555326	81.09	ug/L		97
90) tert-Butylbenzene	13.782	91	1061315	81.23	ug/L		96

Quantitation Report (QT Reviewed)

Data Path : C:\msdchem\2\DATA\121218\
Data File : I59303.D
Acq On : 12 Dec 2018 3:05 pm
Operator : ANAJ
Sample : IC1803-6 Inst : MSVOA16
Misc : MS42092,VI1803,,,,,
ALS Vial : 6 Sample Multiplier: 1

Quant Time: Dec 12 16:04:45 2018
Quant Method : C:\msdchem\2\METHODS\I-December1218.M
Quant Title : SW-846 Method 5035A/8260B
QLast Update : Wed Nov 28 16:54:23 2018
Response via : Initial Calibration

Compound	R.T.	QIon	Response	Conc	Units		Dev(Min)
92) 1,2,4-Trimethylbenzene	13.824	105	1691993	75.66	ug/L		95
93) Pentachloroethane	13.818	167	312719	93.57	ug/L		93
94) sec-Butylbenzene	13.904	105	2105196	75.47	ug/L		100
95) 4-Isopropyltoluene	13.989	119	1734172	76.22	ug/L		98
96) 1,3-Dichlorobenzene	14.080	146	921038	85.43	ug/L		99
97) 1,4-Dichlorobenzene	14.135	146	944630	74.82	ug/L		94
98) n-Butylbenzene	14.282	92	1062368	77.19	ug/L		93
99) Benzyl Chloride	14.294	126	145094	70.05	ug/L	#	89
100) 1,2-Dichlorobenzene	14.428	146	883649	87.36	ug/L		99
101) 1,2-Dibromo-3-Chloropr...	14.958	75	71778	78.13	ug/L		87
102) Hexachlorobutadiene	15.373	225	371762	94.80	ug/L		93
103) 1,2,4-Trichlorobenzene	15.416	180	660899	77.90	ug/L		98
104) Naphthalene	15.629	128	1170292	75.50	ug/L		100
105) 1,2,3-Trichlorobenzene	15.757	180	578604	76.50	ug/L		98
107) Ethanol	4.174	45	47676m	1083.98	ug/L		
108) Acrolein	4.680	56	242406	292.18	ug/L		92
109) Tert Butyl Alcohol	5.753	59	353993	693.17	ug/L		95
110) Isobutyl alcohol	9.222	43	258133	1585.93	ug/L		95
111) Tert Amyl Alcohol	9.344	59	184971	793.20	ug/L		92
112) 1,4-Dioxane	10.545	88	50066	1565.20	ug/L		96
113) 3,3-Dimethyl-1-butanol	12.197	57	1695918	3875.54	ug/L		92

(#) = qualifier out of range (m) = manual integration (+) = signals summed

Quantitation Report (QT Reviewed)

Data Path : C:\msdchem\2\DATA\121218\
Data File : I59303.D
Acq On : 12 Dec 2018 3:05 pm
Operator : ANAJ
Sample : IC1803-6 Inst : MSVOA16
Misc : MS42092,VI1803,,,,,
ALS Vial : 6 Sample Multiplier: 1

Quant Time: Dec 12 16:04:45 2018
Quant Method : C:\msdchem\2\METHODS\I-December1218.M
Quant Title : SW-846 Method 5035A/8260B
QLast Update : Wed Nov 28 16:54:23 2018
Response via : Initial Calibration

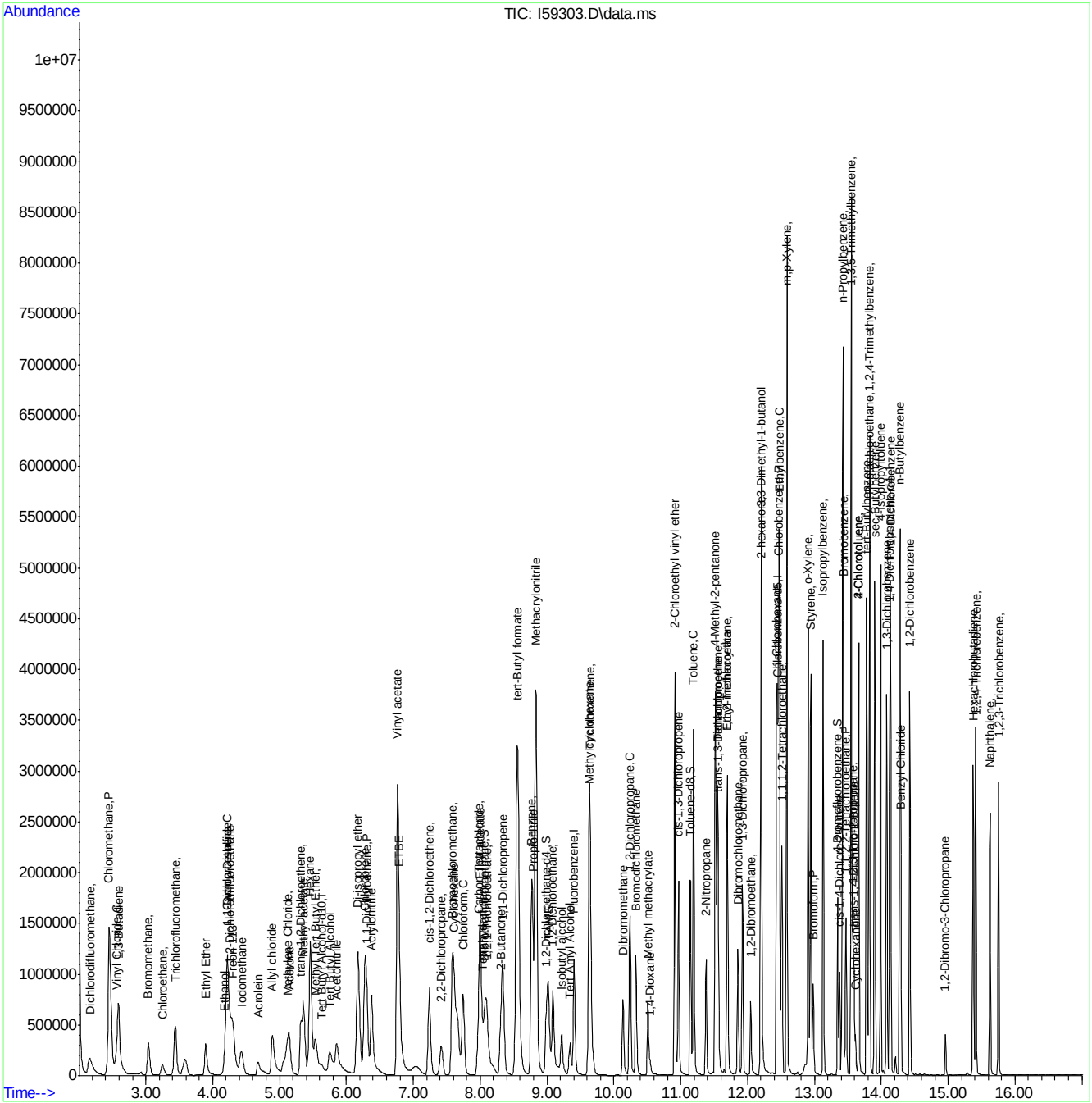

Manual Integration Approval Summary

Sample Number: VI1803-IC1803
Lab FileID: I59303.D
Injection Time: 12/12/18 15:05
Method: SW846 8260B
Analyst approved: 12/13/18 08:28 Ana Jimenez
Supervisor approved: 12/13/18 11:26 Juan Garcia

Parameter	CAS	Sig#	R.T. (min.)	Reason
Ethyl Alcohol	64-17-5		4.17	Poor instrument integration
Tetrahydrofuran	109-99-9		8.03	Split peak

Quantitation Report (Qedit)

Data Path : C:\msdchem\2\DATA\121218\
Data File : I59303.D
Acq On : 12 Dec 2018 3:05 pm
Operator : ANAJ
Sample : IC1803-6 Inst : MSVOA16
Misc : MS42092,VI1803,,,,,
ALS Vial : 6 Sample Multiplier: 1

Quant Time: Dec 12 15:34:34 2018
Quant Method : C:\msdchem\2\METHODS\I-December1218.M
Quant Title : SW-846 Method 5035A/8260B
QLast Update : Wed Nov 28 16:54:23 2018
Response via : Initial Calibration

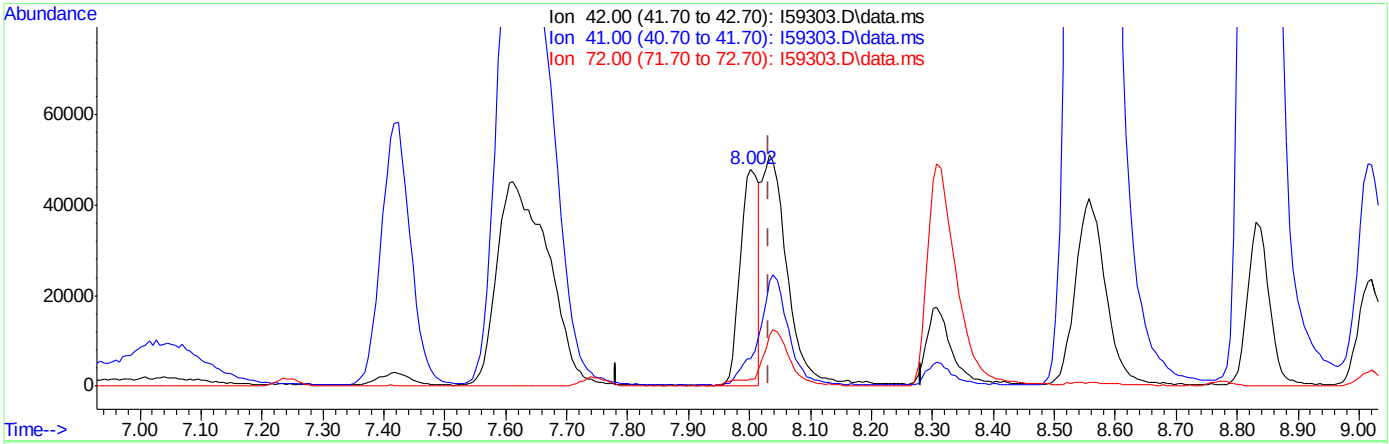

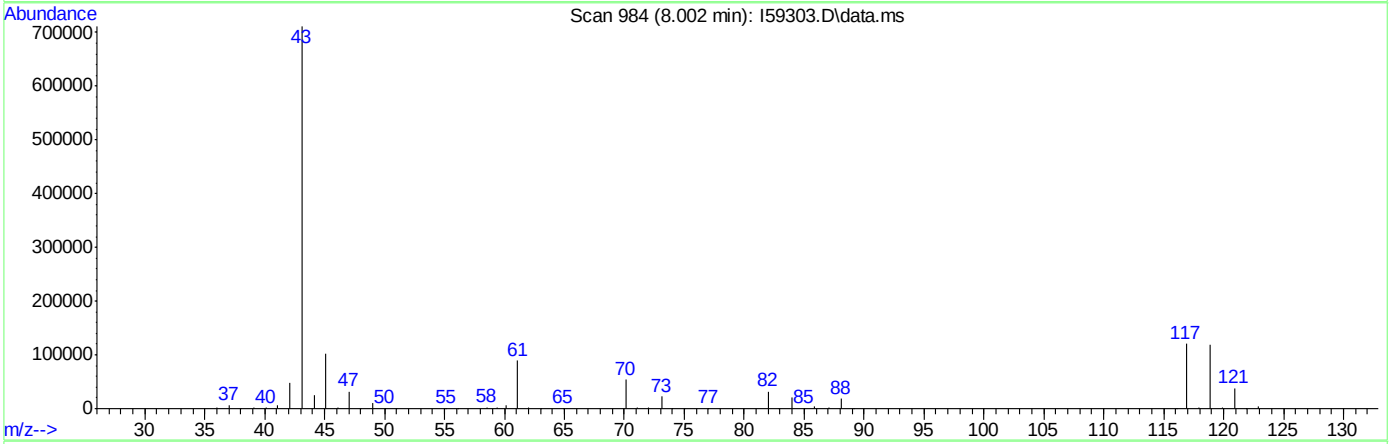

TIC: I59303.D\data.ms

(35) Tetrahydrofuran

8.002min (-0.029) 36.26ug/L

response 101548

Ion	Exp%	Act%
42.00	100	100
41.00	46.20	12.32#
72.00	23.70	3.19#
0.00	0.00	0.00

Quantitation Report (Qedit)

Data Path : C:\msdchem\2\DATA\121218\
Data File : I59303.D
Acq On : 12 Dec 2018 3:05 pm
Operator : ANAJ
Sample : IC1803-6 Inst : MSVOA16
Misc : MS42092,VI1803,,,,,
ALS Vial : 6 Sample Multiplier: 1

Quant Time: Dec 12 15:34:34 2018
Quant Method : C:\msdchem\2\METHODS\I-December1218.M
Quant Title : SW-846 Method 5035A/8260B
QLast Update : Wed Nov 28 16:54:23 2018
Response via : Initial Calibration

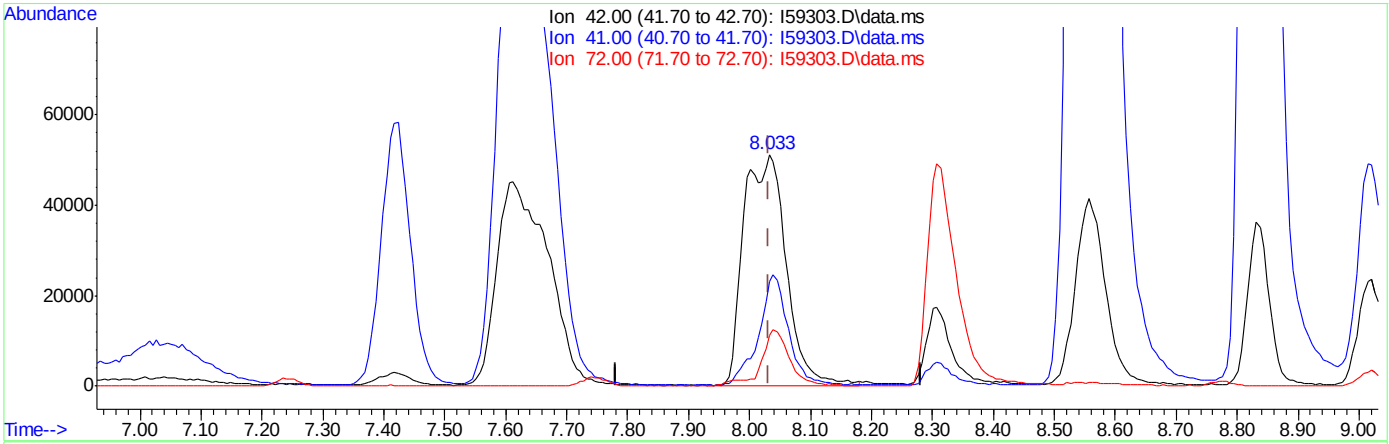

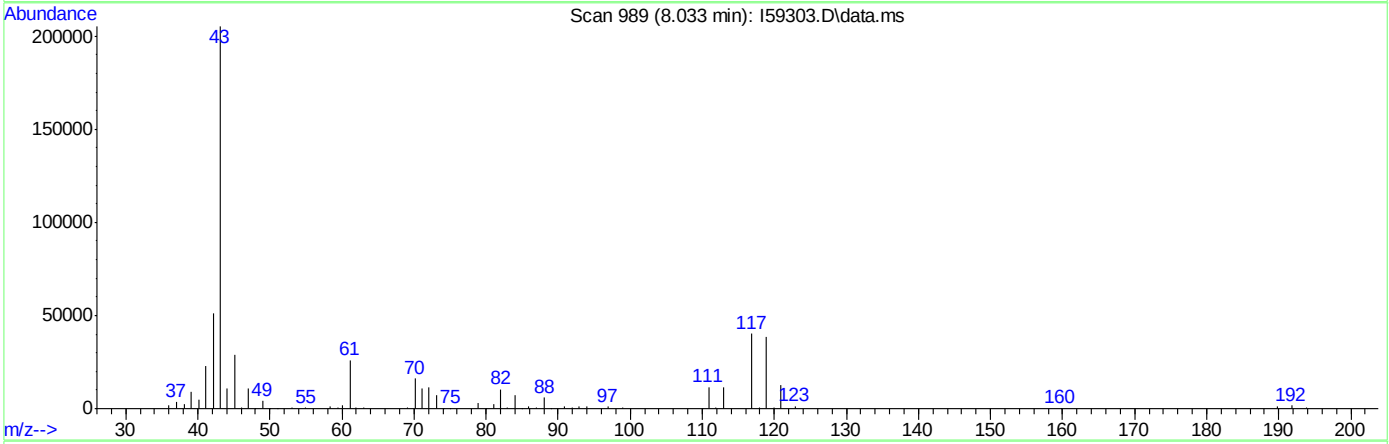

TIC: I59303.D\data.ms

(35) Tetrahydrofuran

8.033min (+0.001) 80.57ug/L m

response 249280

Ion	Exp%	Act%
42.00	100	100
41.00	46.20	44.98
72.00	23.70	22.10
0.00	0.00	0.00

Quantitation Report (Qedit)

Data Path : C:\msdchem\2\DATA\121218\
Data File : I59303.D
Acq On : 12 Dec 2018 3:05 pm
Operator : ANAJ
Sample : IC1803-6 Inst : MSVOA16
Misc : MS42092,VI1803,,,,,
ALS Vial : 6 Sample Multiplier: 1

Quant Time: Dec 12 15:34:34 2018
Quant Method : C:\msdchem\2\METHODS\I-December1218.M
Quant Title : SW-846 Method 5035A/8260B
QLast Update : Wed Nov 28 16:54:23 2018
Response via : Initial Calibration

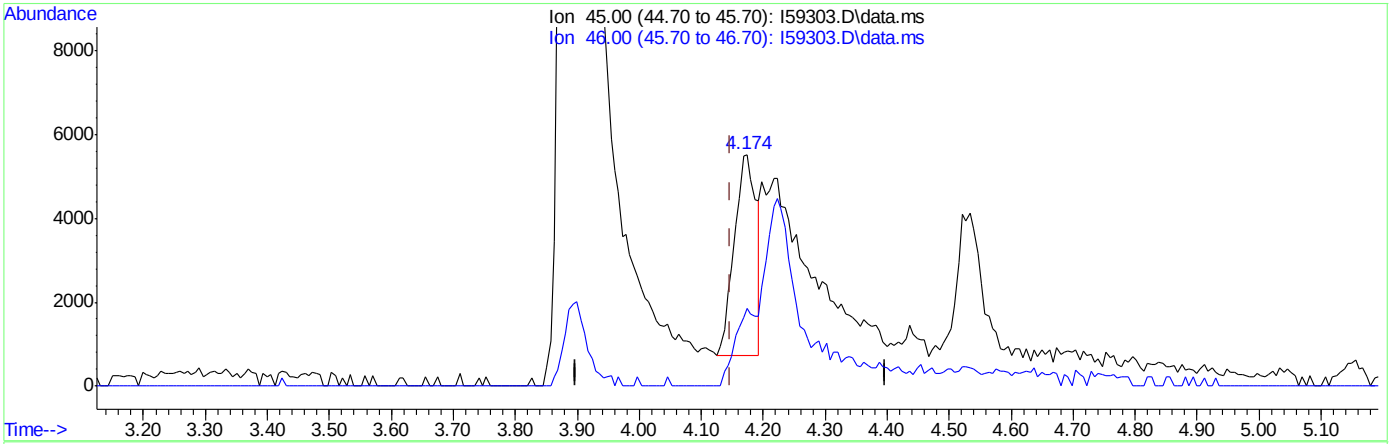

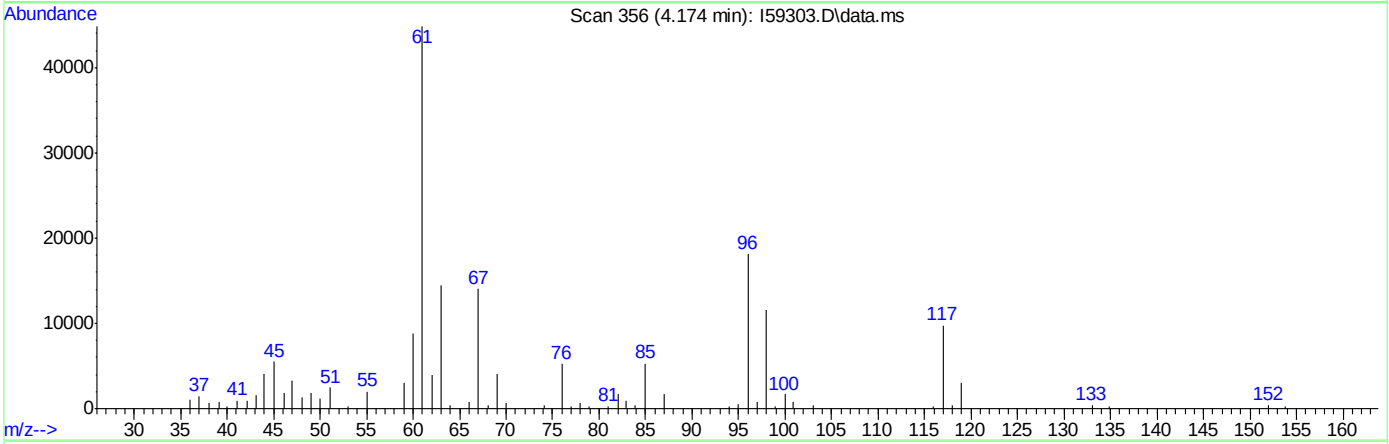

TIC: I59303.D\data.ms

(107) Ethanol

4.174min (+0.026) 270.54ug/L

response 11899

Ion	Exp%	Act%
45.00	100	100
46.00	36.40	38.38
0.00	0.00	0.00
0.00	0.00	0.00

Quantitation Report (Qedit)

Data Path : C:\msdchem\2\DATA\121218\
Data File : I59303.D
Acq On : 12 Dec 2018 3:05 pm
Operator : ANAJ
Sample : IC1803-6 Inst : MSVOA16
Misc : MS42092,VI1803,,,,,
ALS Vial : 6 Sample Multiplier: 1

Quant Time: Dec 12 15:34:34 2018
Quant Method : C:\msdchem\2\METHODS\I-December1218.M
Quant Title : SW-846 Method 5035A/8260B
QLast Update : Wed Nov 28 16:54:23 2018
Response via : Initial Calibration

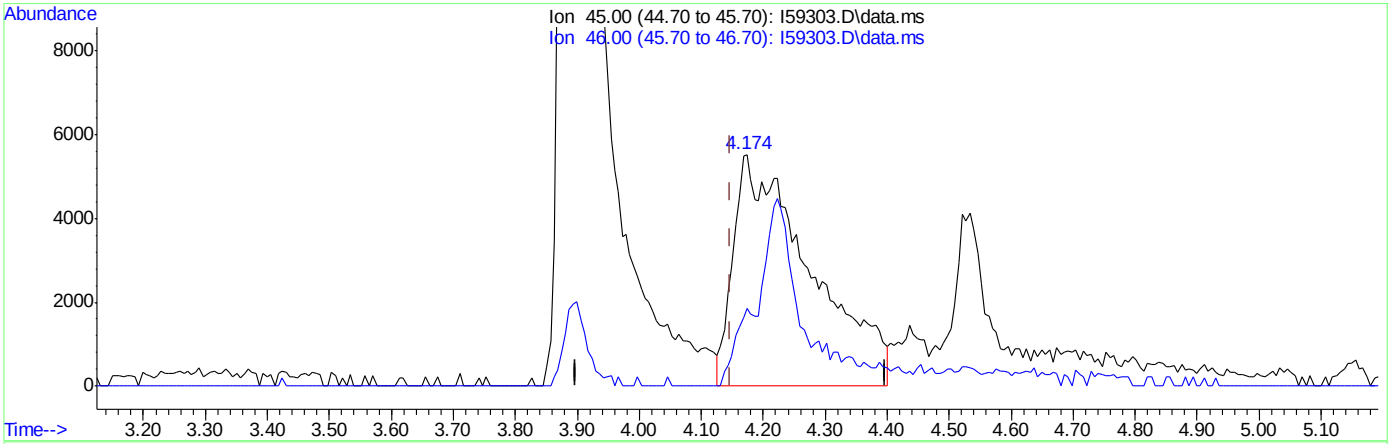

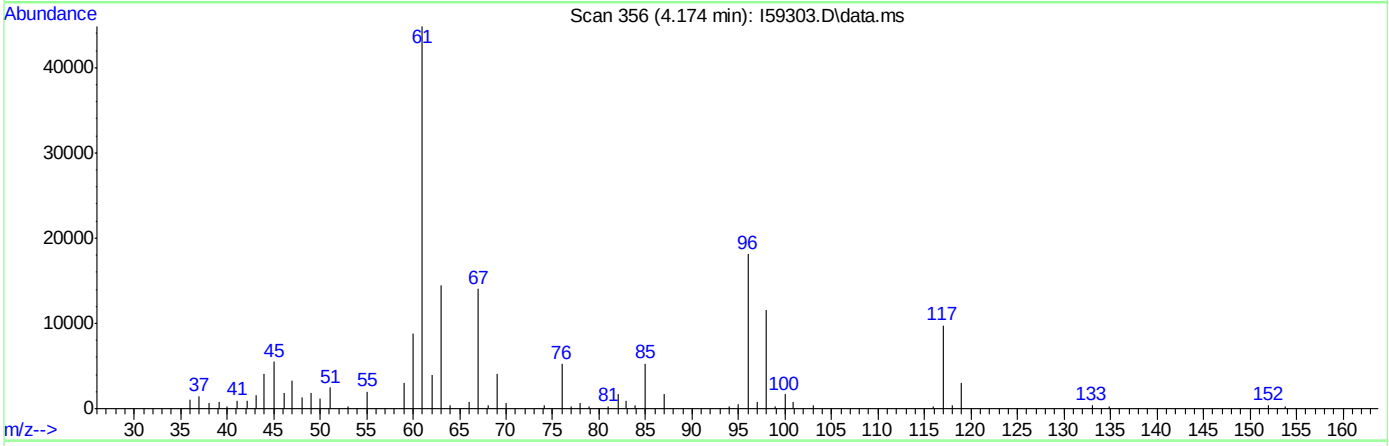

TIC: I59303.D\data.ms

(107) Ethanol

4.174min (+0.026) 1083.98ug/L m

response 47676

Ion	Exp%	Act%
45.00	100	100
46.00	36.40	33.36
0.00	0.00	0.00
0.00	0.00	0.00

I59304.D

Manual Integrations APPROVED (compounds with "m" flag)

Juan Garcia 12/13/18 11:26

Quantitation Report (QT Reviewed)

Data Path : C:\msdchem\2\DATA\121218\
Data File : I59304.D
Acq On : 12 Dec 2018 3:29 pm
Operator : ANAJ
Sample : IC1803-7 Inst : MSVOA16
Misc : MS42092,VI1803,,,,,
ALS Vial : 7 Sample Multiplier: 1

Quant Time: Dec 12 16:07:26 2018
Quant Method : C:\msdchem\2\METHODS\I-December1218.M
Quant Title : SW-846 Method 5035A/8260B
QLast Update : Wed Nov 28 16:54:23 2018
Response via : Initial Calibration

Compound	R.T.	QIon	Response	Conc	Units	Dev(Min)
Internal Standards						
1) Fluorobenzene	9.404	96	965134	50.00	ug/L	0.00
56) Chlorobenzene-d5	12.453	117	661858	50.00	ug/L	0.00
78) 1,4-Dichlorobenzene-d4	14.129	152	361885	50.00	ug/L	0.00
106) Tert Butyl Alcohol-d10	5.637	65	64624	250.00	ug/L	0.02
System Monitoring Compounds						
36) Dibromofluoromethane	8.069	113	280713	49.11	ug/L	0.00
Spiked Amount 50.000	Range 83 - 118		Recovery = 98.22%			
46) 1,2-Dichloroethane-d4	8.984	65	365057	53.74	ug/L	0.00
Spiked Amount 50.000	Range 79 - 125		Recovery = 107.48%			
57) Toluene-d8	11.148	98	936315	56.76	ug/L	0.00
Spiked Amount 50.000	Range 85 - 112		Recovery = 113.52%#			
79) 4-Bromofluorobenzene	13.349	174	291840	57.03	ug/L	0.00
Spiked Amount 50.000	Range 83 - 118		Recovery = 114.06%			
Target Compounds						Qvalue
2) Dichlorodifluoromethane	2.156	85	658350	103.24	ug/L	99
3) Chloromethane	2.448	50	1155206	102.11	ug/L	100
4) 1,3-Butadiene	2.595	39	481057	85.16	ug/L	99
5) Vinyl Chloride	2.558	62	628799	84.42	ug/L	98
6) Bromomethane	3.040	94	396141	80.13	ug/L	99
7) Chloroethane	3.247	64	218695	80.72	ug/L	95
8) Trichlorofluoromethane	3.436	101	871859	88.63	ug/L	100
9) Ethyl Ether	3.899	59	436567	93.26	ug/L	91
10) 1,2-Dichlorotrifluoroe...	4.247	67	628147	88.29	ug/L	98
11) 1,1-Dichloroethene	4.210	61	933044	96.88	ug/L	97
12) Freon 113	4.296	101	522266	86.89	ug/L	95
13) Carbon Disulfide	4.229	76	1521814	89.94	ug/L	96
14) Iodomethane	4.430	142	773693	86.77	ug/L	94
15) Allyl chloride	4.893	41	790746	99.38	ug/L	94
16) Methylene Chloride	5.119	49	784301	86.47	ug/L	98
17) Acetone	5.149	43	657269	455.05	ug/L	95
18) Methyl acetate	5.362	43	1911012	511.93	ug/L	97
19) trans-1,2-Dichloroethene	5.320	61	890794	105.68	ug/L	97
20) Hexane	5.460	56	824955	141.39	ug/L	97
21) Methyl Tert Butyl Ether	5.539	73	851195m	117.71	ug/L	
22) Acetonitrile	5.856	41	714657	1227.10	ug/L	99
23) Di-isopropyl ether	6.173	45	2713622	122.65	ug/L	94
24) Chloroprene	6.277	53	1294872	126.04	ug/L	92
25) 1,1-Dichloroethane	6.307	63	1350136	124.21	ug/L	99
26) Acrylonitrile	6.381	53	1225077	615.20	ug/L	100
27) ETBE	6.795	59	1649417	133.66	ug/L	95
28) Vinyl acetate	6.765	43	7887515	578.53	ug/L	100
29) cis-1,2-Dichloroethene	7.240	96	657848	111.78	ug/L	90
30) 2,2-Dichloropropane	7.417	77	346113	125.52	ug/L	99
31) Bromochloromethane	7.582	128	325519	112.30	ug/L #	79
32) Cyclohexane	7.612	56	1557279	124.05	ug/L	93
33) Chloroform	7.746	83	1227526	117.89	ug/L	97
34) Ethyl acetate	7.996	43	3104983	645.24	ug/L	100

Quantitation Report (QT Reviewed)

Data Path : C:\msdchem\2\DATA\121218\
Data File : I59304.D
Acq On : 12 Dec 2018 3:29 pm
Operator : ANAJ
Sample : IC1803-7 Inst : MSVOA16
Misc : MS42092,VI1803,,,,,
ALS Vial : 7 Sample Multiplier: 1

Quant Time: Dec 12 16:07:26 2018
Quant Method : C:\msdchem\2\METHODS\I-December1218.M
Quant Title : SW-846 Method 5035A/8260B
QLast Update : Wed Nov 28 16:54:23 2018
Response via : Initial Calibration

Compound	R.T.	QIon	Response	Conc	Units		Dev(Min)
35) Tetrahydrofuran	8.033	42	382280m	115.58	ug/L		
37) Carbon Tetrachloride	7.984	117	932588	132.55	ug/L		99
38) 1,1,1-Trichloroethane	8.100	97	1064076	135.27	ug/L		98
39) 2-Butanone	8.301	43	1316709	580.06	ug/L		95
40) 1,1-Dichloropropene	8.338	75	903952	109.94	ug/L		93
41) tert-Butyl formate	8.557	59	3070476	1614.93	ug/L	#	86
42) Propionitrile	8.789	54	810676	1150.70	ug/L		97
43) Methacrylonitrile	8.837	41	3726518	1075.72	ug/L		99
44) Benzene	8.776	78	2356373	109.55	ug/L		90
45) TAME	9.020	73	1166545	109.93	ug/L		96
47) 1,2-Dichloroethane	9.087	62	1089193	130.42	ug/L		97
48) Trichloroethene	9.642	95	672256	115.72	ug/L		96
49) Methylcyclohexane	9.636	83	1117675	110.05	ug/L		88
50) Dibromomethane	10.136	93	402371	121.36	ug/L		99
51) 1,2-Dichloropropane	10.240	63	765482	132.72	ug/L		98
52) Bromodichloromethane	10.331	83	926592	133.72	ug/L		100
53) Methyl methacrylate	10.508	41	557093	112.96	ug/L		92
54) 2-Chloroethyl vinyl ether	10.910	63	1940352	768.40	ug/L		96
55) cis-1,3-Dichloropropene	10.971	75	1120853	110.46	ug/L		93
58) Toluene	11.191	91	2489672	129.04	ug/L		99
59) 2-Nitropropane	11.380	41	786939	595.71	ug/L		95
60) 4-Methyl-2-pentanone	11.520	43	3023243	574.07	ug/L		98
61) trans-1,3-Dichloropropene	11.563	75	924704	113.95	ug/L		93
62) Tetrachloroethene	11.550	166	630385	125.71	ug/L		95
63) Ethyl methacrylate	11.697	69	672601	106.21	ug/L		94
64) 1,1,2-Trichloroethane	11.697	83	444930	120.04	ug/L		91
65) Dibromochloromethane	11.855	129	646926	112.65	ug/L		99
66) 1,3-Dichloropropane	11.922	76	944606	138.24	ug/L		93
67) 1,2-Dibromoethane	12.050	107	523412	111.87	ug/L		99
68) 2-hexanone	12.209	43	2493510	557.56	ug/L		90
69) 1-Chlorohexane	12.440	91	918374	113.05	ug/L		89
70) Ethylbenzene	12.477	91	2857568	127.72	ug/L		95
71) Chlorobenzene	12.465	112	1515518	107.25	ug/L		90
72) 1,1,1,2-Tetrachloroethane	12.514	131	602549	129.04	ug/L		98
73) m,p-Xylene	12.587	91	4389768	223.96	ug/L		93
74) o-Xylene	12.910	91	2385099	111.09	ug/L		94
75) Styrene	12.946	104	1592362	105.09	ug/L		93
76) Bromoform	12.983	173	374899	110.97	ug/L		99
77) Isopropylbenzene	13.129	105	2539351	108.32	ug/L		97
80) cis-1,4-Dichloro-2-butene	13.373	53	269443	115.68	ug/L		85
81) n-Propylbenzene	13.428	91	3391474	104.55	ug/L		97
82) Bromobenzene	13.434	156	643737	105.33	ug/L		99
83) 1,1,2,2-Tetrachloroethane	13.471	83	627800	111.62	ug/L		100
84) 1,3,5-Trimethylbenzene	13.550	105	2215021	102.14	ug/L		95
85) 2-Chlorotoluene	13.666	91	2211482	111.40	ug/L		95
86) trans-1,4-Dichloro-2-B...	13.593	53	250869	114.80	ug/L	#	85
87) 1,2,3-Trichloropropane	13.574	110	175194	118.80	ug/L		98
88) Cyclohexanone	13.617	55	199529	954.83	ug/L		88
89) 4-Chlorotoluene	13.666	91	2211482	111.40	ug/L		96
90) tert-Butylbenzene	13.782	91	1528269	109.56	ug/L		94

Quantitation Report (QT Reviewed)

Data Path : C:\msdchem\2\DATA\121218\
Data File : I59304.D
Acq On : 12 Dec 2018 3:29 pm
Operator : ANAJ
Sample : IC1803-7 Inst : MSVOA16
Misc : MS42092,VI1803,,,,,
ALS Vial : 7 Sample Multiplier: 1

Quant Time: Dec 12 16:07:26 2018
Quant Method : C:\msdchem\2\METHODS\I-December1218.M
Quant Title : SW-846 Method 5035A/8260B
QLast Update : Wed Nov 28 16:54:23 2018
Response via : Initial Calibration

Compound	R.T.	QIon	Response	Conc	Units		Dev(Min)
92) 1,2,4-Trimethylbenzene	13.824	105	2372810	102.13	ug/L		96
93) Pentachloroethane	13.818	167	448983	136.22	ug/L		91
94) sec-Butylbenzene	13.904	105	2983239	103.49	ug/L		100
95) 4-Isopropyltoluene	13.989	119	2467878	104.25	ug/L		97
96) 1,3-Dichlorobenzene	14.080	146	1305588	122.79	ug/L		99
97) 1,4-Dichlorobenzene	14.135	146	1336962	107.36	ug/L		93
98) n-Butylbenzene	14.281	92	1513230	104.74	ug/L		94
99) Benzyl Chloride	14.294	126	223239	97.68	ug/L	#	92
100) 1,2-Dichlorobenzene	14.428	146	1263898	126.69	ug/L		99
101) 1,2-Dibromo-3-Chloropr...	14.964	75	113277	108.72	ug/L		94
102) Hexachlorobutadiene	15.373	225	542164	140.17	ug/L		93
103) 1,2,4-Trichlorobenzene	15.415	180	967984	105.39	ug/L		99
104) Naphthalene	15.629	128	1769281	102.58	ug/L		100
105) 1,2,3-Trichlorobenzene	15.757	180	846522	103.27	ug/L		99
107) Ethanol	4.241	45	83487m	1553.91	ug/L		
108) Acrolein	4.680	56	404402	436.53	ug/L		94
109) Tert Butyl Alcohol	5.753	59	623670	904.69	ug/L		95
110) Isobutyl alcohol	9.215	43	410836	1925.88	ug/L		93
111) Tert Amyl Alcohol	9.337	59	329248	1072.96	ug/L		90
112) 1,4-Dioxane	10.544	88	82919m	2024.05	ug/L		
113) 3,3-Dimethyl-1-butanol	12.203	57	2669364	4830.38	ug/L		88

(#) = qualifier out of range (m) = manual integration (+) = signals summed

Quantitation Report (QT Reviewed)

Data Path : C:\msdchem\2\DATA\121218\
Data File : I59304.D
Acq On : 12 Dec 2018 3:29 pm
Operator : ANAJ
Sample : IC1803-7 Inst : MSVOA16
Misc : MS42092,VI1803,,,,,
ALS Vial : 7 Sample Multiplier: 1

Quant Time: Dec 12 16:07:26 2018
Quant Method : C:\msdchem\2\METHODS\I-December1218.M
Quant Title : SW-846 Method 5035A/8260B
QLast Update : Wed Nov 28 16:54:23 2018
Response via : Initial Calibration

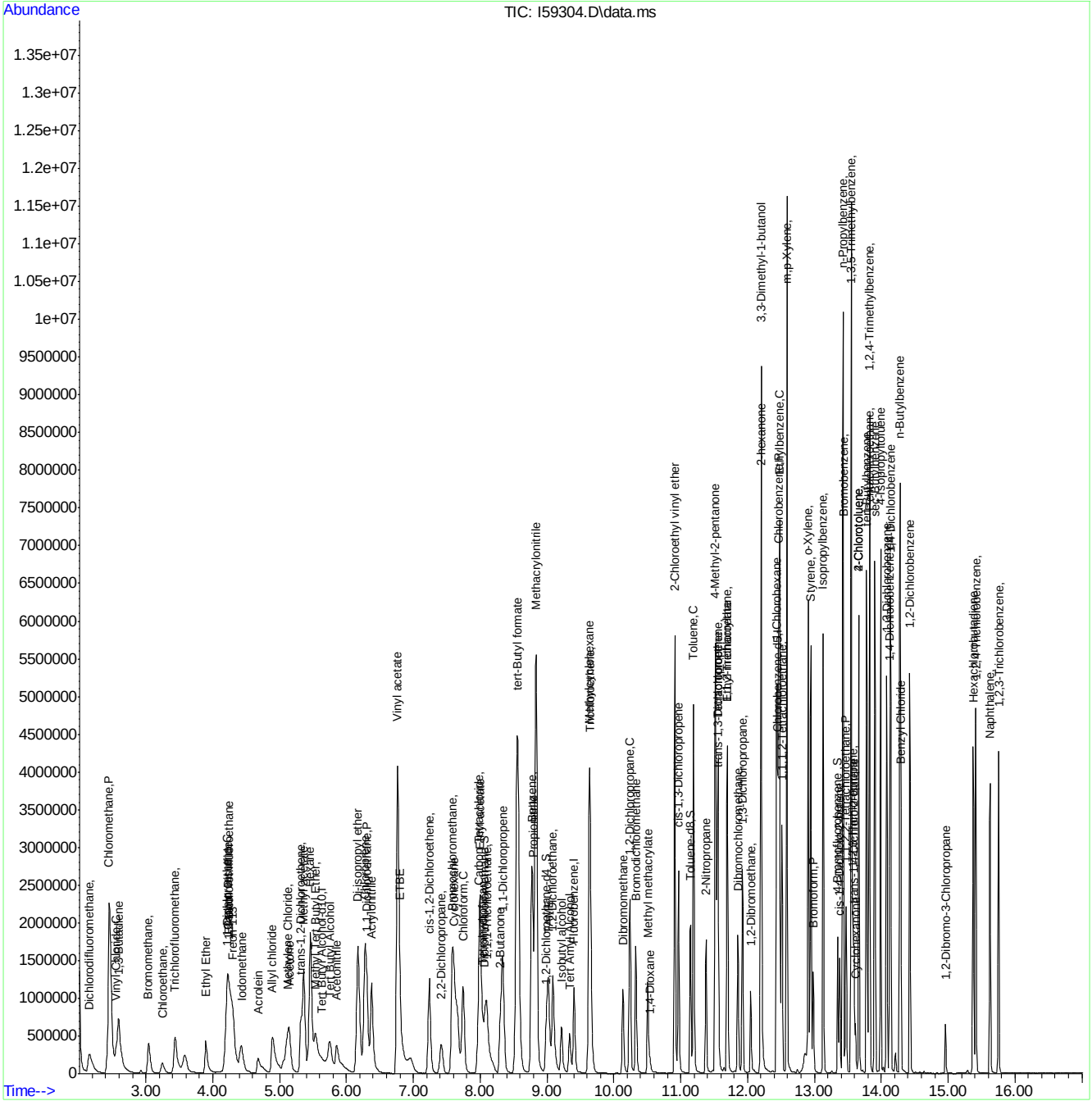

Manual Integration Approval Summary

Sample Number: VI1803-IC1803
Lab FileID: I59304.D
Injection Time: 12/12/18 15:29
Method: SW846 8260B
Analyst approved: 12/13/18 08:28 Ana Jimenez
Supervisor approved: 12/13/18 11:26 Juan Garcia

Parameter	CAS	Sig#	R.T. (min.)	Reason
Ethyl Alcohol	64-17-5		4.24	Poor instrument integration
Methyl Tert Butyl Ether	1634-04-4		5.54	Poor instrument integration
Tetrahydrofuran	109-99-9		8.03	Split peak
1,4-Dioxane	123-91-1		10.54	Poor instrument integration

Quantitation Report (Qedit)

Data Path : C:\msdchem\2\DATA\121218\
Data File : I59304.D
Acq On : 12 Dec 2018 3:29 pm
Operator : ANAJ
Sample : IC1803-7 Inst : MSVOA16
Misc : MS42092,VI1803,,,,,
ALS Vial : 7 Sample Multiplier: 1

Quant Time: Dec 12 15:49:18 2018
Quant Method : C:\msdchem\2\METHODS\I-December1218.M
Quant Title : SW-846 Method 5035A/8260B
QLast Update : Wed Nov 28 16:54:23 2018
Response via : Initial Calibration

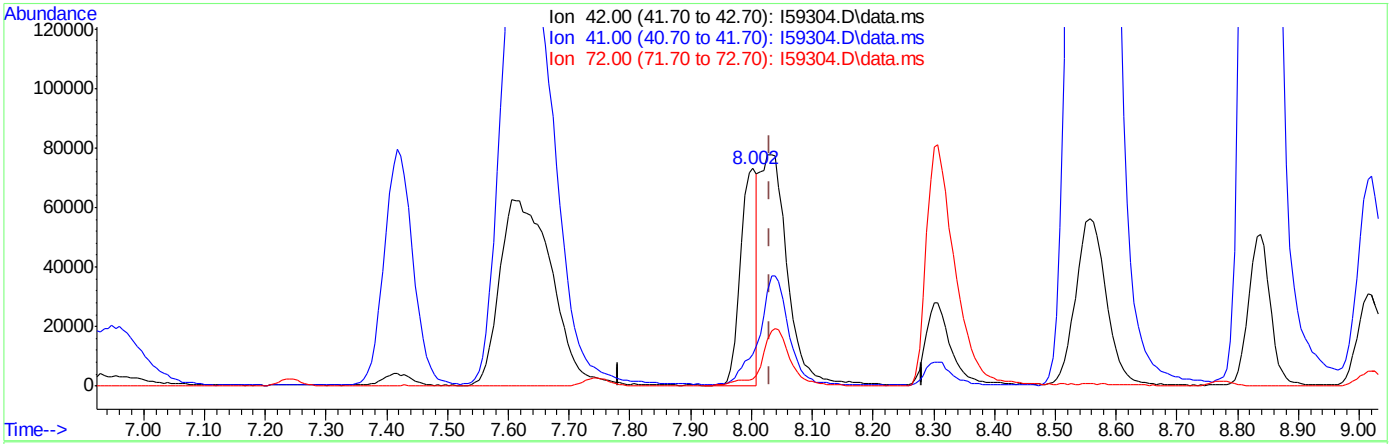

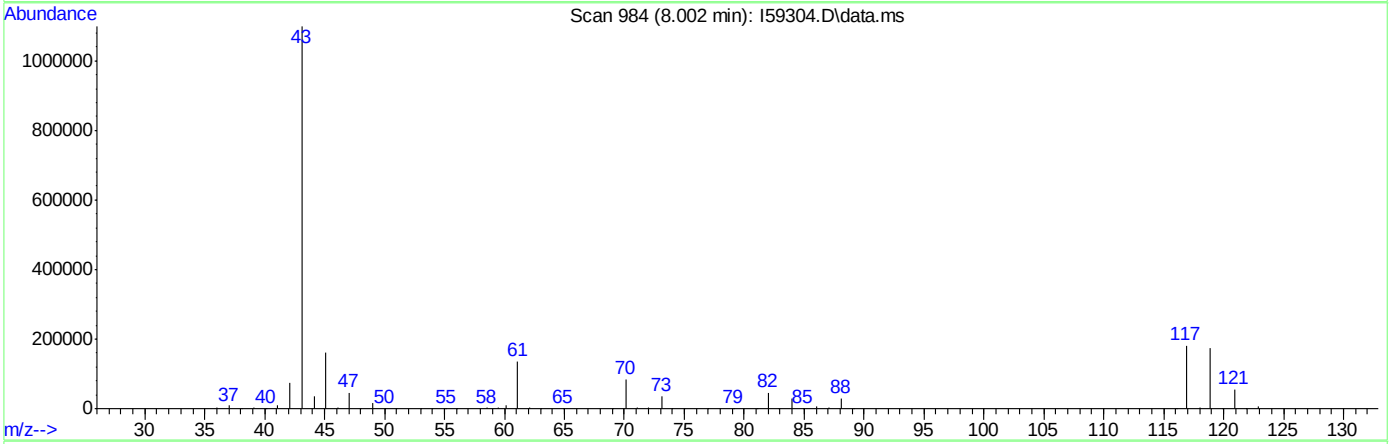

TIC: I59304.D\data.ms

(35) Tetrahydrofuran

8.002min (-0.029) 48.81ug/L

response 139969

Ion	Exp%	Act%
42.00	100	100
41.00	46.20	13.84#
72.00	23.70	3.17#
0.00	0.00	0.00

Quantitation Report (Qedit)

Data Path : C:\msdchem\2\DATA\121218\
Data File : I59304.D
Acq On : 12 Dec 2018 3:29 pm
Operator : ANAJ
Sample : IC1803-7 Inst : MSVOA16
Misc : MS42092,VI1803,,,,,
ALS Vial : 7 Sample Multiplier: 1

Quant Time: Dec 12 15:49:18 2018
Quant Method : C:\msdchem\2\METHODS\I-December1218.M
Quant Title : SW-846 Method 5035A/8260B
QLast Update : Wed Nov 28 16:54:23 2018
Response via : Initial Calibration

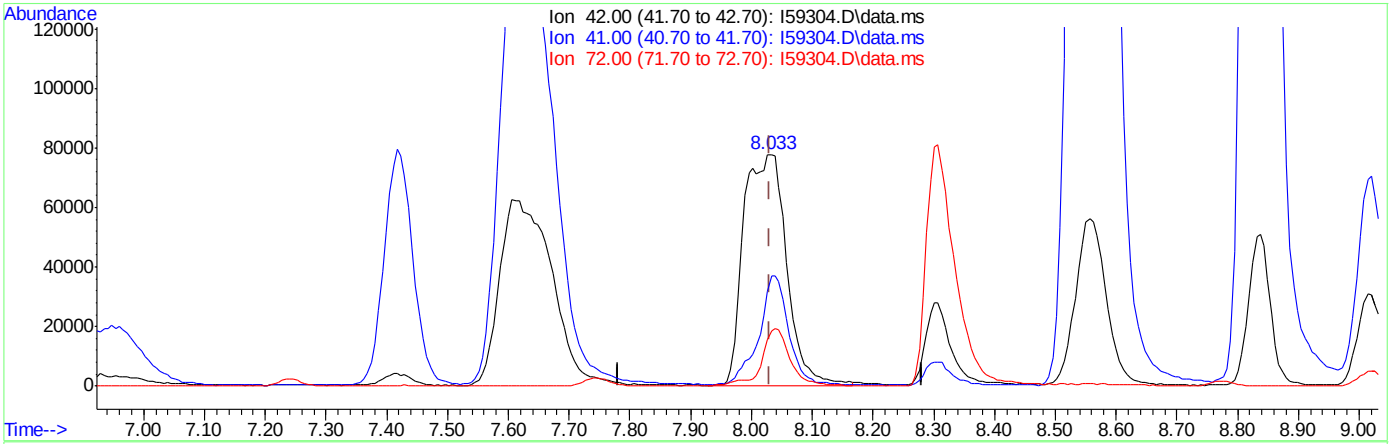

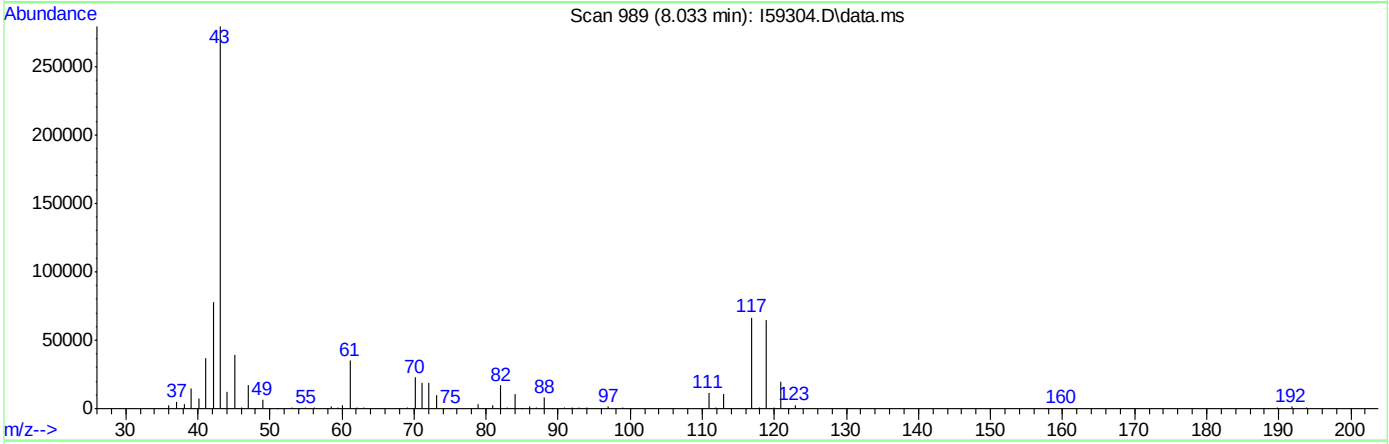

TIC: I59304.D\data.ms

(35) Tetrahydrofuran

8.033min (+0.001) 115.58ug/L m

response 382280

Ion	Exp%	Act%
42.00	100	100
41.00	46.20	47.39
72.00	23.70	23.75
0.00	0.00	0.00

Quantitation Report (Qedit)

Data Path : C:\msdchem\2\DATA\121218\
Data File : I59304.D
Acq On : 12 Dec 2018 3:29 pm
Operator : ANAJ
Sample : IC1803-7 Inst : MSVOA16
Misc : MS42092,VI1803,,,,,
ALS Vial : 7 Sample Multiplier: 1

Quant Time: Dec 12 15:49:18 2018
Quant Method : C:\msdchem\2\METHODS\I-December1218.M
Quant Title : SW-846 Method 5035A/8260B
QLast Update : Wed Nov 28 16:54:23 2018
Response via : Initial Calibration

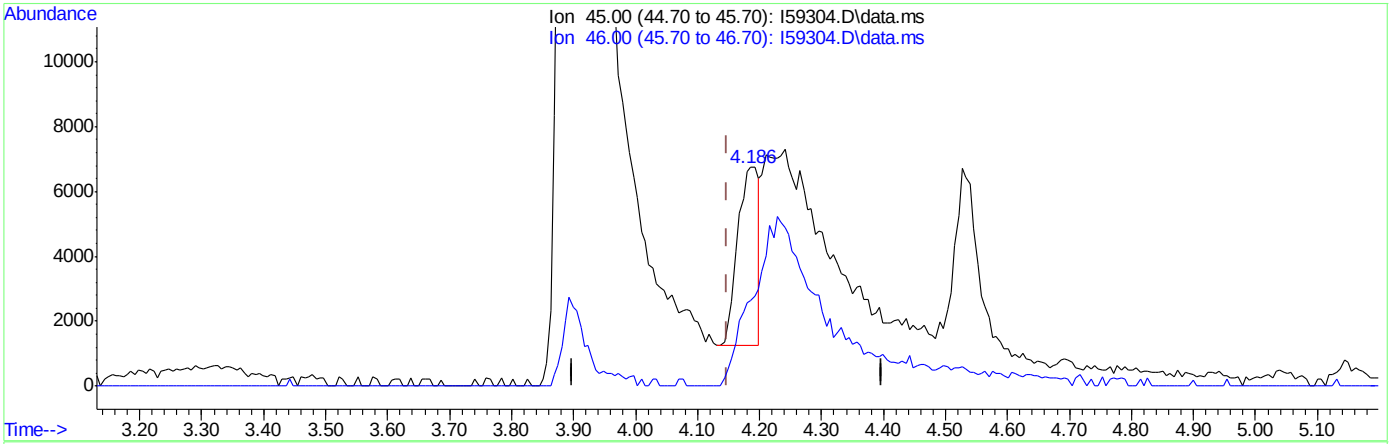

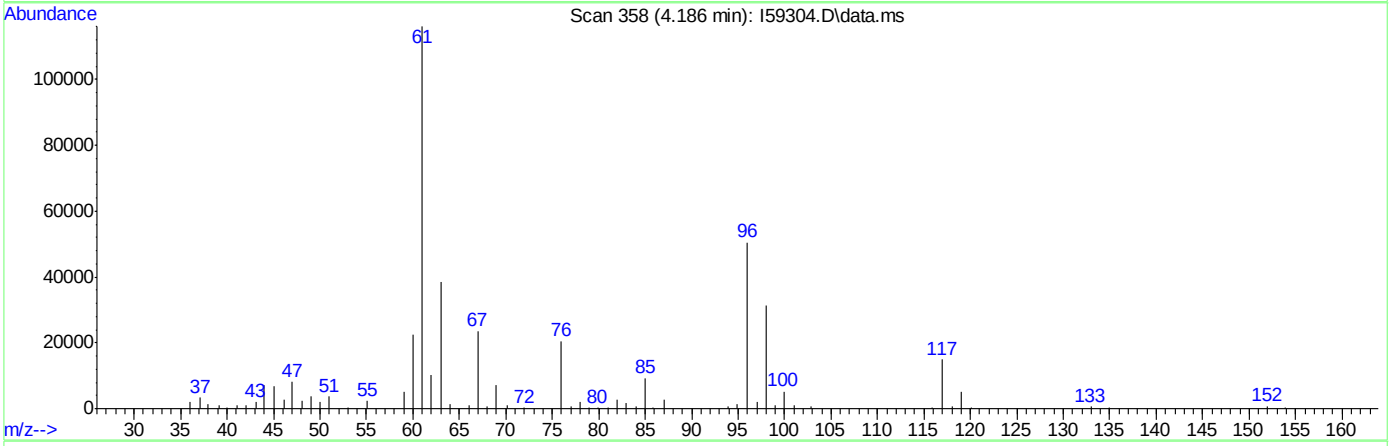

TIC: I59304.D\data.ms

(107) Ethanol

4.186min (+0.038) 240.49ug/L

response 12921

Ion	Exp%	Act%
45.00	100	100
46.00	36.40	48.20
0.00	0.00	0.00
0.00	0.00	0.00

Quantitation Report (Qedit)

Data Path : C:\msdchem\2\DATA\121218\
Data File : I59304.D
Acq On : 12 Dec 2018 3:29 pm
Operator : ANAJ
Sample : IC1803-7 Inst : MSVOA16
Misc : MS42092,VI1803,,,,,
ALS Vial : 7 Sample Multiplier: 1

Quant Time: Dec 12 15:49:18 2018
Quant Method : C:\msdchem\2\METHODS\I-December1218.M
Quant Title : SW-846 Method 5035A/8260B
QLast Update : Wed Nov 28 16:54:23 2018
Response via : Initial Calibration

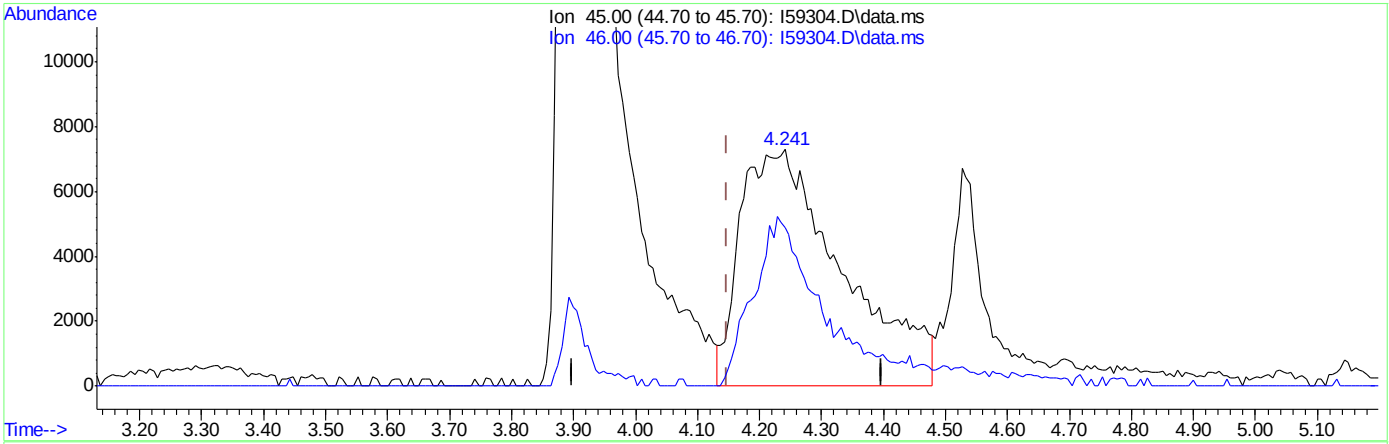

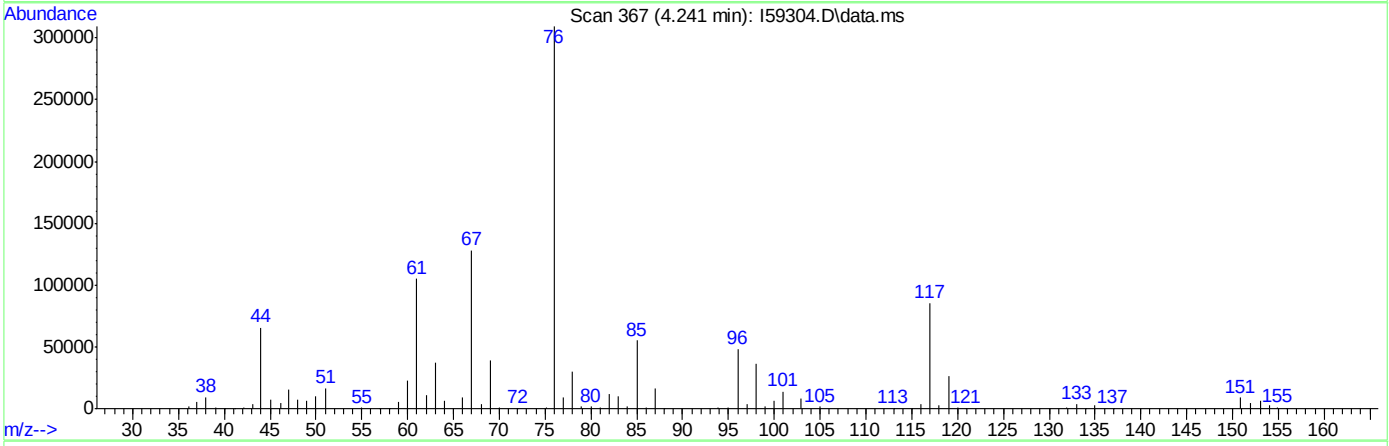

TIC: I59304.D\data.ms

(107) Ethanol

4.241min (+0.093) 1553.91ug/L m

response 83487

Ion	Exp%	Act%
45.00	100	100
46.00	36.40	66.98#
0.00	0.00	0.00
0.00	0.00	0.00

Quantitation Report (Qedit)

Data Path : C:\msdchem\2\DATA\121218\
Data File : I59304.D
Acq On : 12 Dec 2018 3:29 pm
Operator : ANAJ
Sample : IC1803-7 Inst : MSVOA16
Misc : MS42092,VI1803,,,,,
ALS Vial : 7 Sample Multiplier: 1

Quant Time: Dec 12 15:49:41 2018
Quant Method : C:\msdchem\2\METHODS\I-December1218.M
Quant Title : SW-846 Method 5035A/8260B
QLast Update : Wed Nov 28 16:54:23 2018
Response via : Initial Calibration

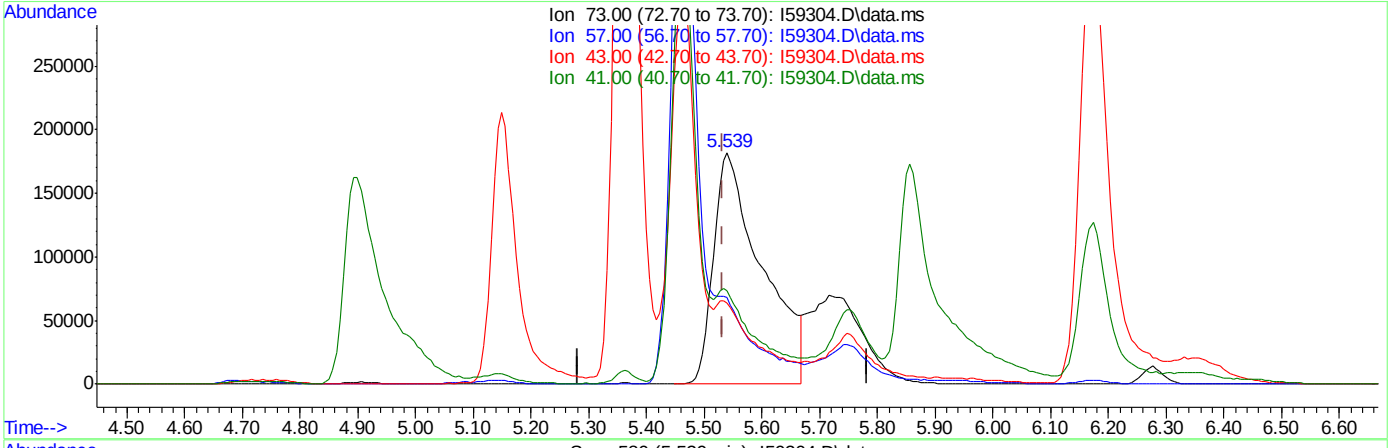

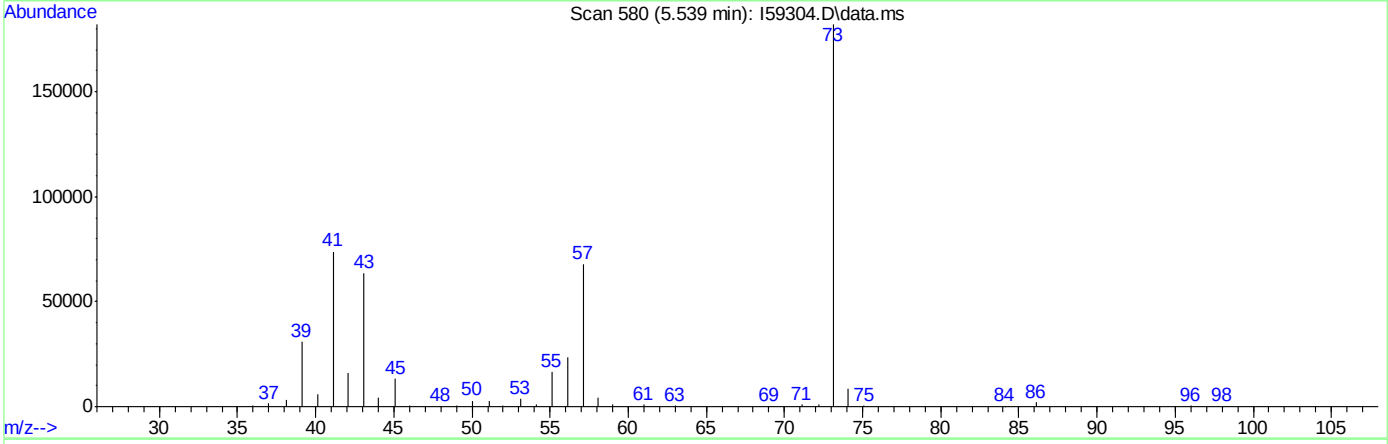

TIC: I59304.D\data.ms

(21) Methyl Tert Butyl Ether ( )

5.539min (+0.007) 146.61ug/L

response 1060189

Ion	Exp%	Act%
73.00	100	100
57.00	27.00	28.41
43.00	27.50	25.46
41.00	33.00	29.23

Quantitation Report (Qedit)

Data Path : C:\msdchem\2\DATA\121218\
Data File : I59304.D
Acq On : 12 Dec 2018 3:29 pm
Operator : ANAJ
Sample : IC1803-7 Inst : MSVOA16
Misc : MS42092,VI1803,,,,,
ALS Vial : 7 Sample Multiplier: 1

Quant Time: Dec 12 16:05:31 2018
Quant Method : C:\msdchem\2\METHODS\I-December1218.M
Quant Title : SW-846 Method 5035A/8260B
QLast Update : Wed Nov 28 16:54:23 2018
Response via : Initial Calibration

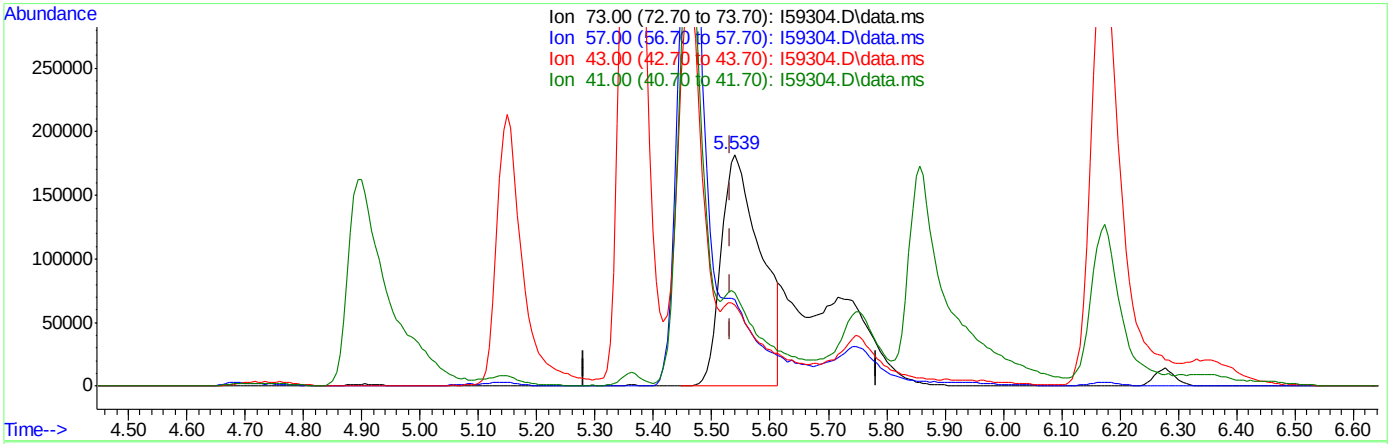

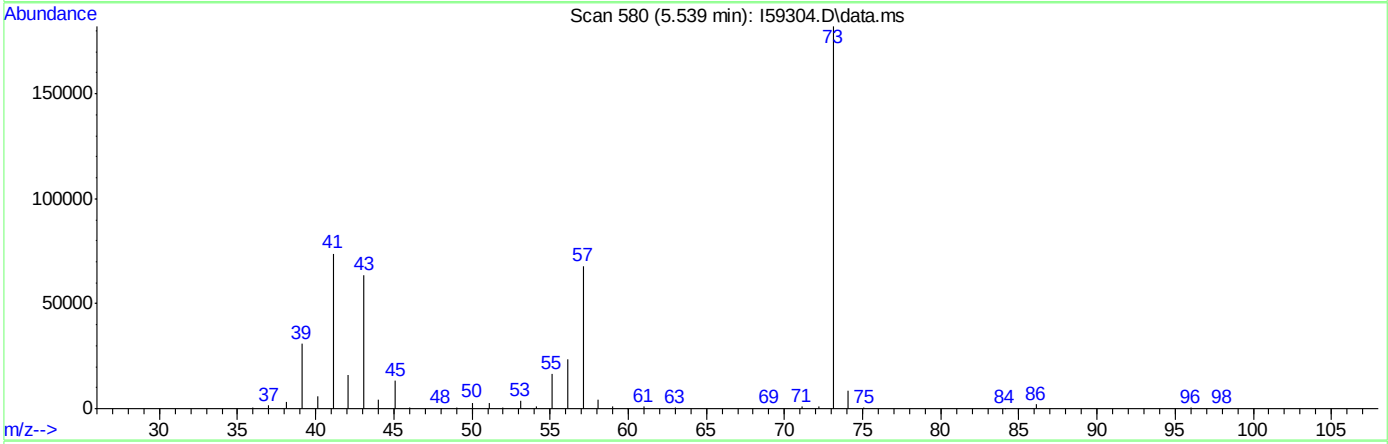

TIC: I59304.D\data.ms

(21) Methyl Tert Butyl Ether ( )

5.539min (+0.007) 117.71ug/L m

response 851195

Ion	Exp%	Act%
73.00	100	100
57.00	27.00	37.28
43.00	27.50	34.92
41.00	33.00	40.54

Quantitation Report (Qedit)

Data Path : C:\msdchem\2\DATA\121218\
Data File : I59304.D
Acq On : 12 Dec 2018 3:29 pm
Operator : ANAJ
Sample : IC1803-7 Inst : MSVOA16
Misc : MS42092,VI1803,,,,,
ALS Vial : 7 Sample Multiplier: 1

Quant Time: Dec 12 16:06:09 2018
Quant Method : C:\msdchem\2\METHODS\I-December1218.M
Quant Title : SW-846 Method 5035A/8260B
QLast Update : Wed Nov 28 16:54:23 2018
Response via : Initial Calibration

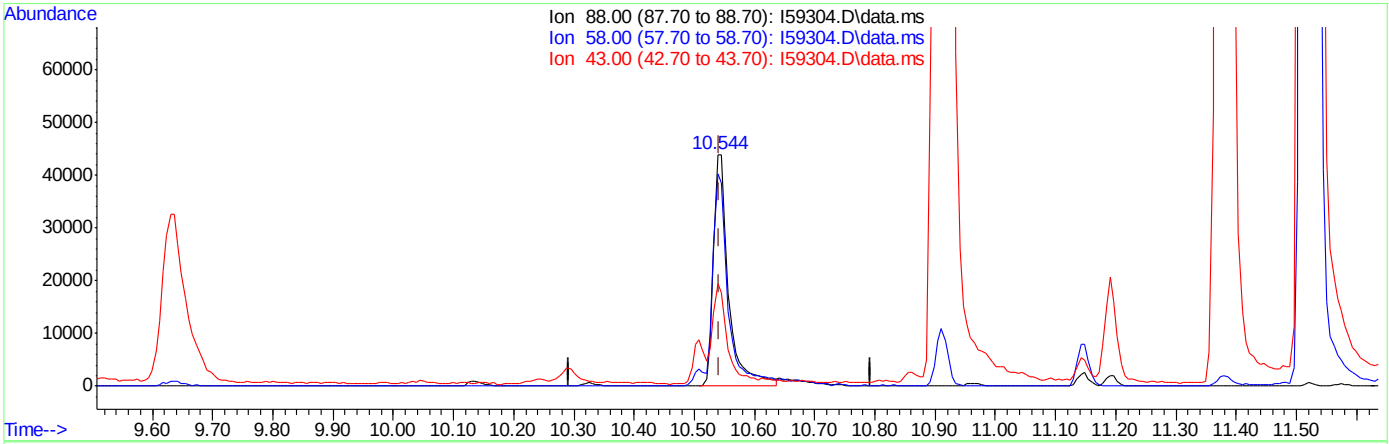

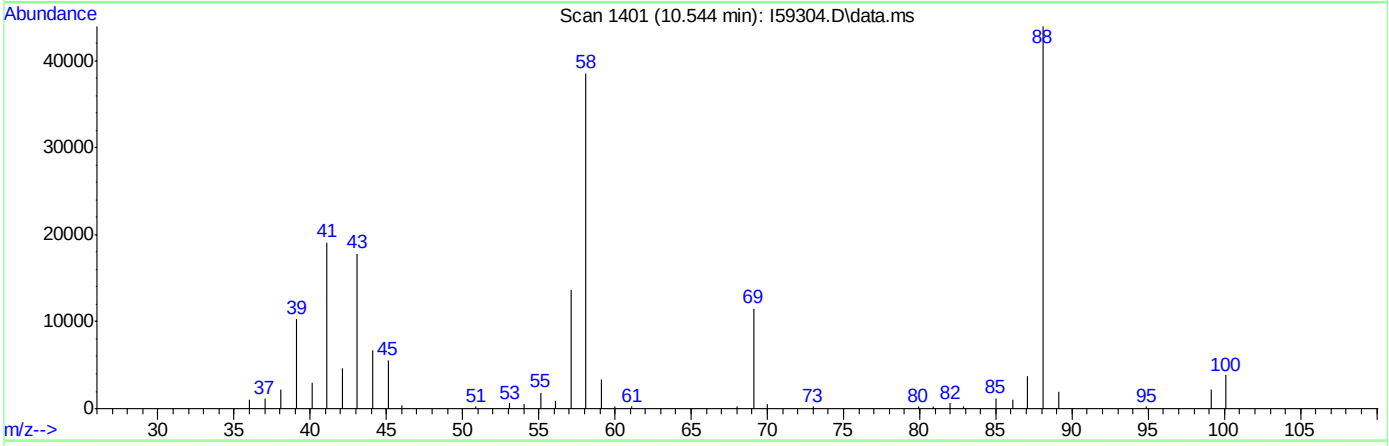

TIC: I59304.D\data.ms

(112) 1,4-Dioxane

10.544min (+0.001) 1921.42ug/L

response 77901

Ion	Exp%	Act%
88.00	100	100
58.00	86.40	85.20
43.00	37.80	37.73
0.00	0.00	0.00

Quantitation Report (Qedit)

Data Path : C:\msdchem\2\DATA\121218\
Data File : I59304.D
Acq On : 12 Dec 2018 3:29 pm
Operator : ANAJ
Sample : IC1803-7 Inst : MSVOA16
Misc : MS42092,VI1803,,,,,
ALS Vial : 7 Sample Multiplier: 1

Quant Time: Dec 12 16:06:09 2018
Quant Method : C:\msdchem\2\METHODS\I-December1218.M
Quant Title : SW-846 Method 5035A/8260B
QLast Update : Wed Nov 28 16:54:23 2018
Response via : Initial Calibration

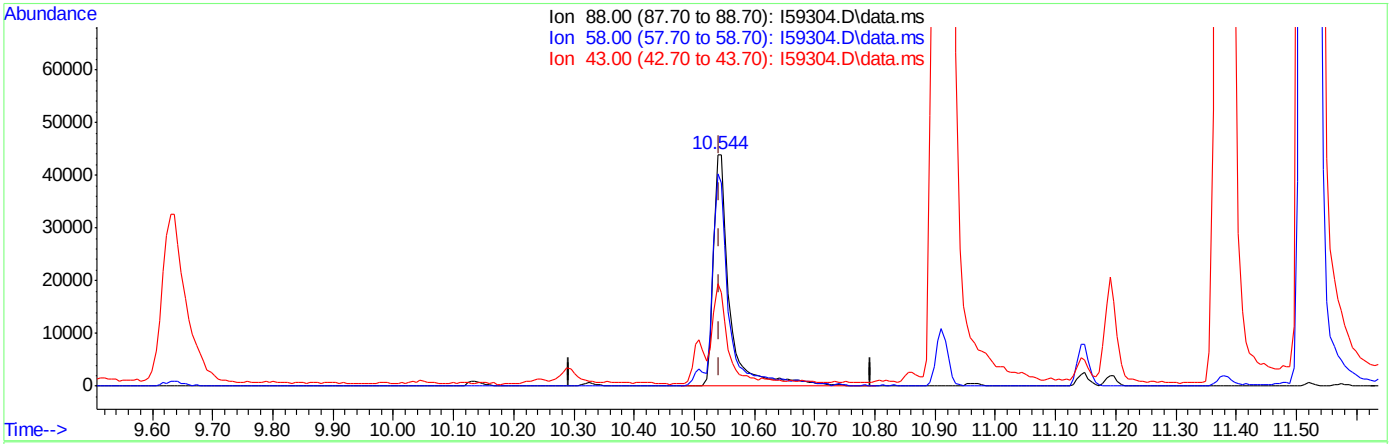

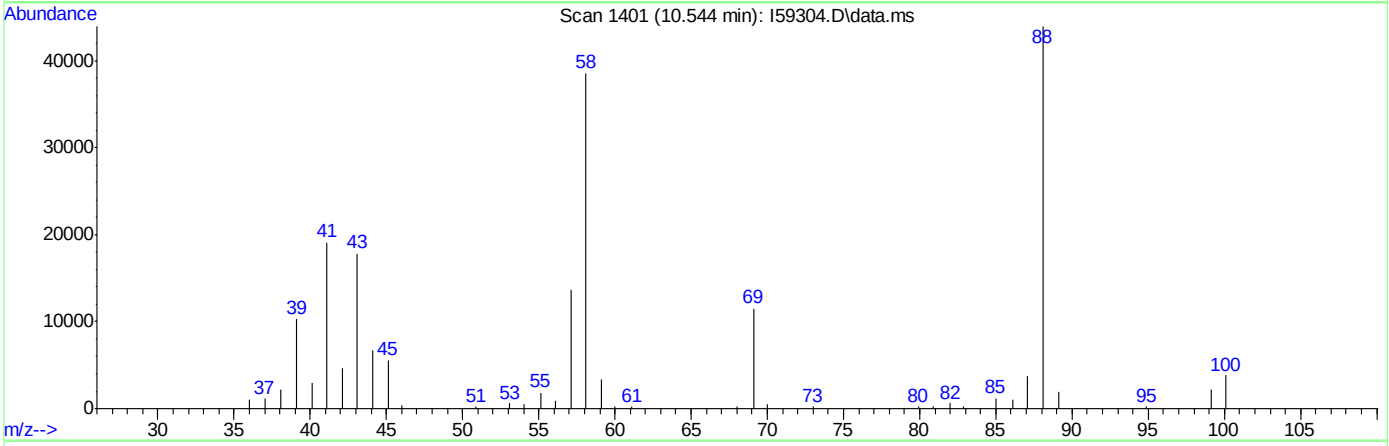

TIC: I59304.D\data.ms

(112) 1,4-Dioxane

10.544min (+0.001) 2024.05ug/L m

response 82919

Ion	Exp%	Act%
88.00	100	100
58.00	86.40	87.71
43.00	37.80	40.50
0.00	0.00	0.00

Quantitation Report (QT Reviewed)

Data Path : C:\msdchem\2\DATA\121218\
Data File : I59306.D
Acq On : 12 Dec 2018 4:14 pm
Operator : ANAJ
Sample : ICV1803-5 Inst : MSVOA16
Misc : MS42092,VI1803,,,,,
ALS Vial : 9 Sample Multiplier: 1

Quant Time: Dec 13 10:02:37 2018
Quant Method : C:\msdchem\2\METHODS\I-December1218.M
Quant Title : SW-846 Method 5035A/8260B
QLast Update : Wed Dec 12 16:08:16 2018
Response via : Initial Calibration

Compound	R.T.	QIon	Response	Conc	Units	Dev(Min)
Internal Standards						
1) Fluorobenzene	9.405	96	997970	50.00	ug/L	0.00
56) Chlorobenzene-d5	12.453	117	710732	50.00	ug/L	0.00
78) 1,4-Dichlorobenzene-d4	14.129	152	382964	50.00	ug/L	0.00
106) Tert Butyl Alcohol-d10	5.631	65	67709	250.00	ug/L	0.00
System Monitoring Compounds						
36) Dibromofluoromethane	8.069	113	288585	48.93	ug/L	0.00
Spiked Amount 50.000	Range 83 - 118		Recovery = 97.86%			
46) 1,2-Dichloroethane-d4	8.990	65	381837	48.08	ug/L	0.00
Spiked Amount 50.000	Range 79 - 125		Recovery = 96.16%			
57) Toluene-d8	11.148	98	967916	50.72	ug/L	0.00
Spiked Amount 50.000	Range 85 - 112		Recovery = 101.44%			
79) 4-Bromofluorobenzene	13.349	174	295160	50.83	ug/L	0.00
Spiked Amount 50.000	Range 83 - 118		Recovery = 101.66%			
Target Compounds						Qvalue
20) Hexane	5.472	56	277244	33.53	ug/L	96
41) tert-Butyl formate	8.563	59	882379	318.28	ug/L	97
109) Tert Butyl Alcohol	5.747	59	343429	534.54	ug/L #	78

(#) = qualifier out of range (m) = manual integration (+) = signals summed

Quantitation Report (QT Reviewed)

Data Path : C:\msdchem\2\DATA\121218\
Data File : I59306.D
Acq On : 12 Dec 2018 4:14 pm
Operator : ANAJ
Sample : ICV1803-5 Inst : MSVOA16
Misc : MS42092,VI1803,,,,,
ALS Vial : 9 Sample Multiplier: 1

Quant Time: Dec 13 10:02:37 2018
Quant Method : C:\msdchem\2\METHODS\I-December1218.M
Quant Title : SW-846 Method 5035A/8260B
QLast Update : Wed Dec 12 16:08:16 2018
Response via : Initial Calibration

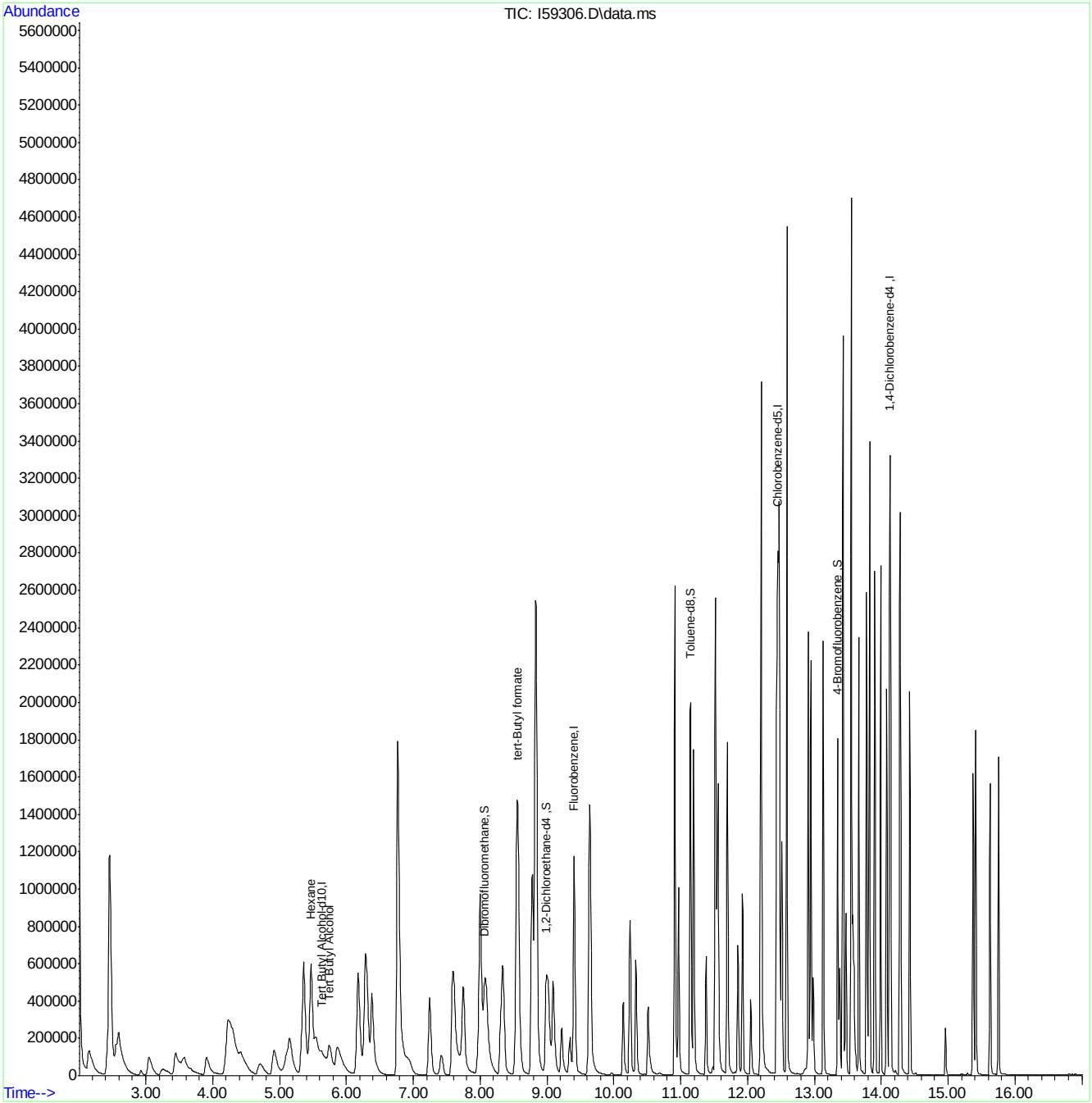

Quantitation Report (Qedit)

Data Path : C:\msdchem\2\DATA\121218\
Data File : I59306.D
Acq On : 12 Dec 2018 4:14 pm
Operator : ANAJ
Sample : ICV1803-5 Inst : MSVOA16
Misc : MS42092,VI1803,,,,,
ALS Vial : 9 Sample Multiplier: 1

Quant Time: Dec 13 08:19:44 2018
Quant Method : C:\msdchem\2\METHODS\I-December1218.M
Quant Title : SW-846 Method 5035A/8260B
QLast Update : Wed Dec 12 16:08:16 2018
Response via : Initial Calibration

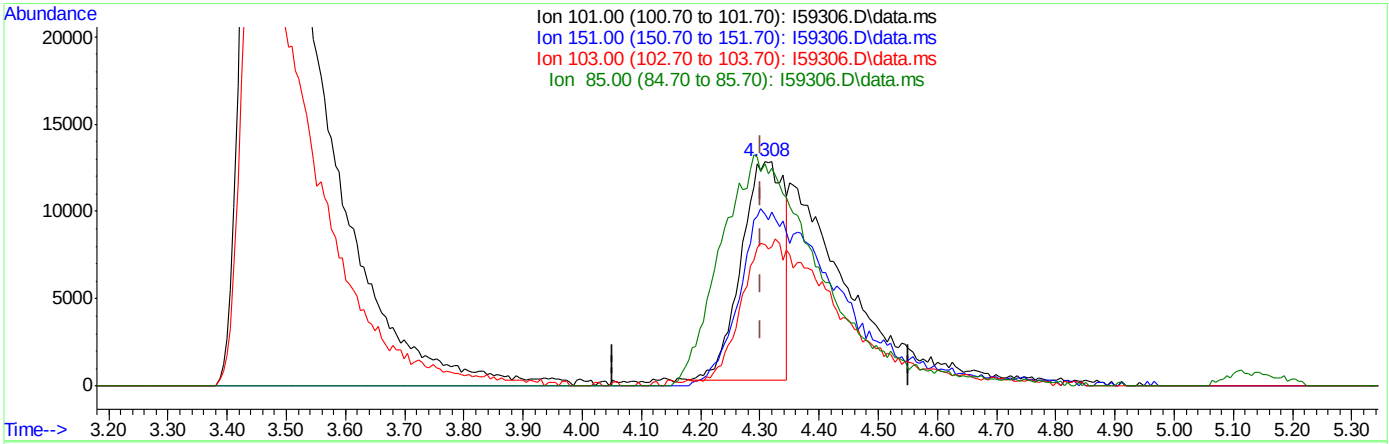

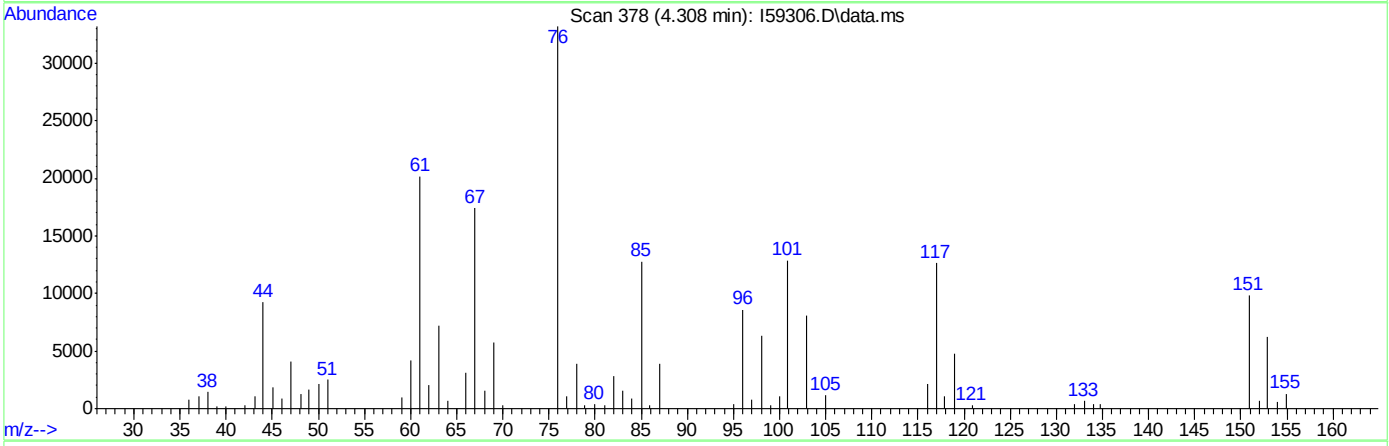

TIC: I59306.D\data.ms

(12) Freon 113

4.308min (+0.006) 11.74ug/L

response 62541

Ion	Exp%	Act%
101.00	100	100
151.00	76.00	78.57
103.00	62.90	61.17
85.00	61.60	89.89#

Quantitation Report (Qedit)

Data Path : C:\msdchem\2\DATA\121218\
Data File : I59306.D
Acq On : 12 Dec 2018 4:14 pm
Operator : ANAJ
Sample : ICV1803-5 Inst : MSVOA16
Misc : MS42092,VI1803,,,,,
ALS Vial : 9 Sample Multiplier: 1

Quant Time: Dec 13 08:19:44 2018
Quant Method : C:\msdchem\2\METHODS\I-December1218.M
Quant Title : SW-846 Method 5035A/8260B
QLast Update : Wed Dec 12 16:08:16 2018
Response via : Initial Calibration

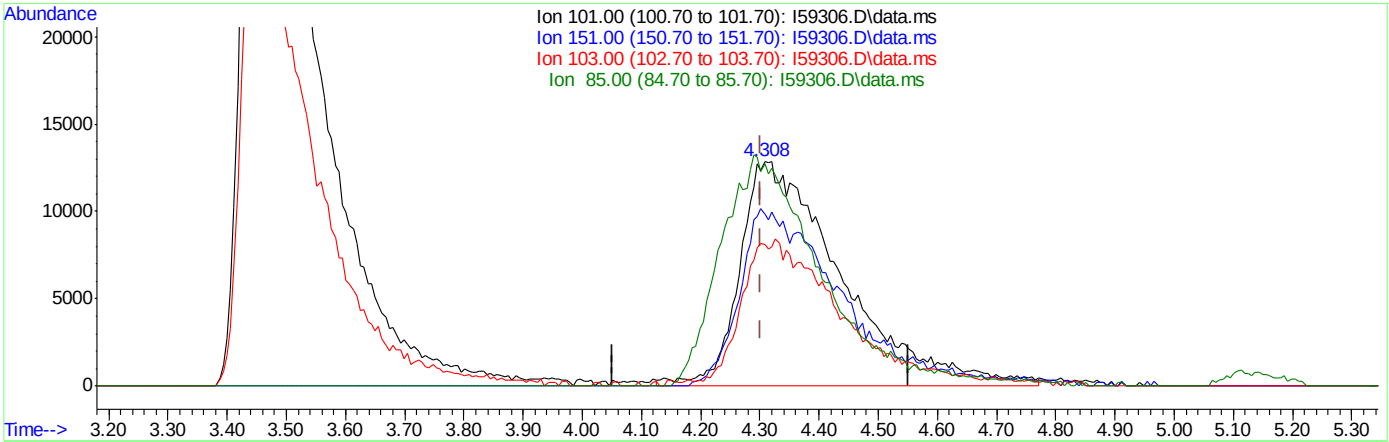

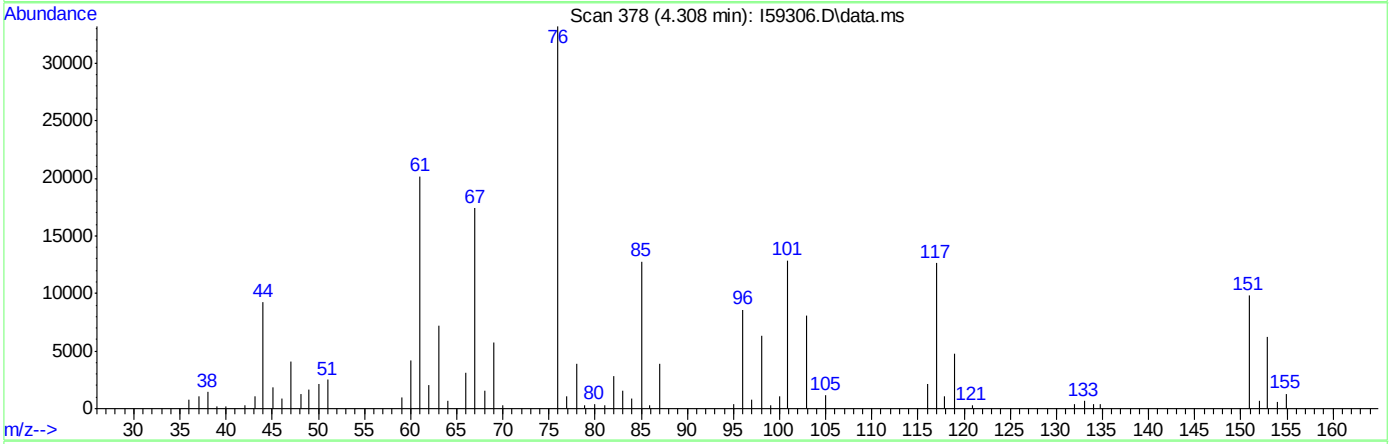

TIC: I59306.D\data.ms

(12) Freon 113

4.308min (+0.006) 28.96ug/L m

response 154971

Ion	Exp%	Act%
101.00	100	100
151.00	76.00	76.52
103.00	62.90	62.98
85.00	61.60	99.14#

Quantitation Report (Qedit)

Data Path : C:\msdchem\2\DATA\121218\
Data File : I59306.D
Acq On : 12 Dec 2018 4:14 pm
Operator : ANAJ
Sample : ICV1803-5 Inst : MSVOA16
Misc : MS42092,VI1803,,,,,
ALS Vial : 9 Sample Multiplier: 1

Quant Time: Dec 13 08:19:44 2018
Quant Method : C:\msdchem\2\METHODS\I-December1218.M
Quant Title : SW-846 Method 5035A/8260B
QLast Update : Wed Dec 12 16:08:16 2018
Response via : Initial Calibration

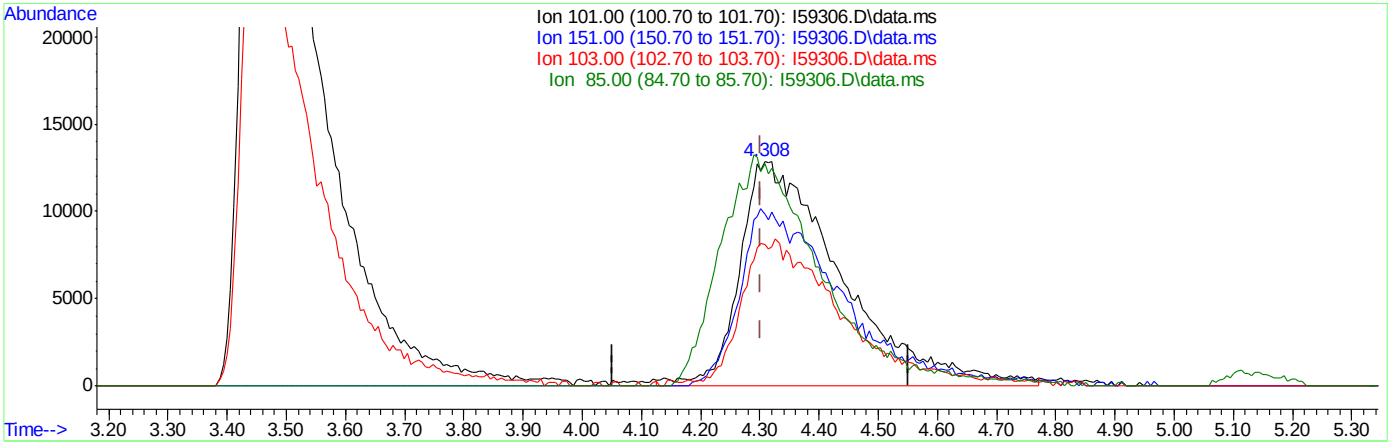

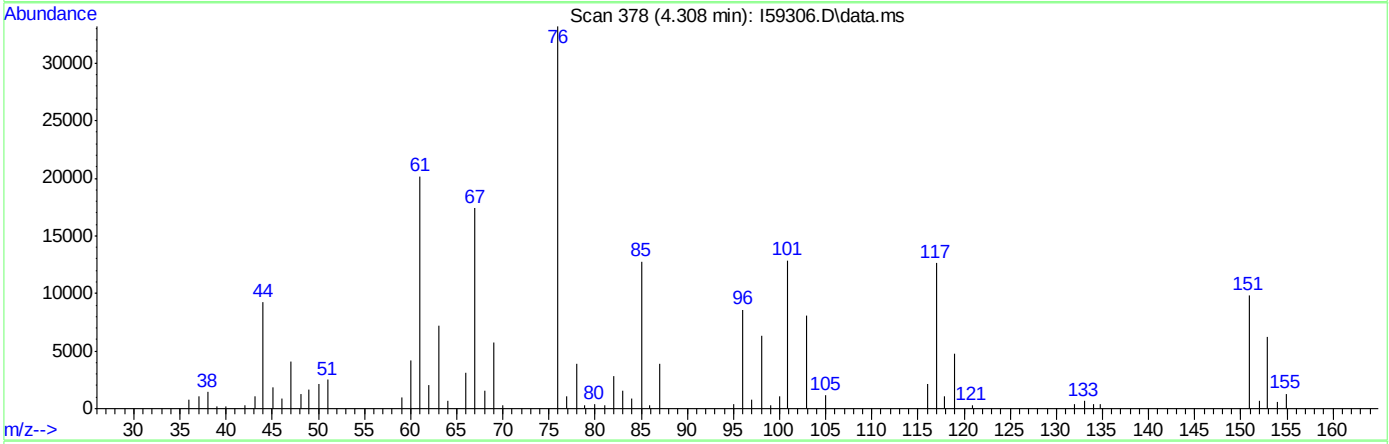

TIC: I59306.D\data.ms

(12) Freon 113

4.308min (+0.006) 28.96ug/L m

response 154971

Ion	Exp%	Act%
101.00	100	100
151.00	76.00	76.52
103.00	62.90	62.98
85.00	61.60	99.14#

Quantitation Report (Qedit)

Data Path : C:\msdchem\2\DATA\121218\
Data File : I59306.D
Acq On : 12 Dec 2018 4:14 pm
Operator : ANAJ
Sample : ICV1803-5 Inst : MSVOA16
Misc : MS42092,VI1803,,,,,
ALS Vial : 9 Sample Multiplier: 1

Quant Time: Dec 13 08:19:44 2018
Quant Method : C:\msdchem\2\METHODS\I-December1218.M
Quant Title : SW-846 Method 5035A/8260B
QLast Update : Wed Dec 12 16:08:16 2018
Response via : Initial Calibration

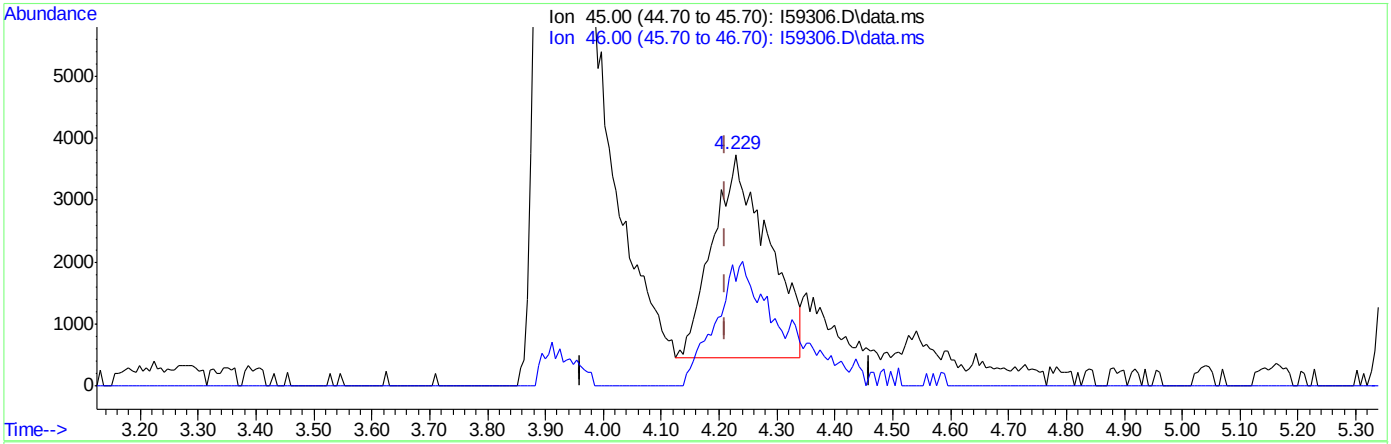

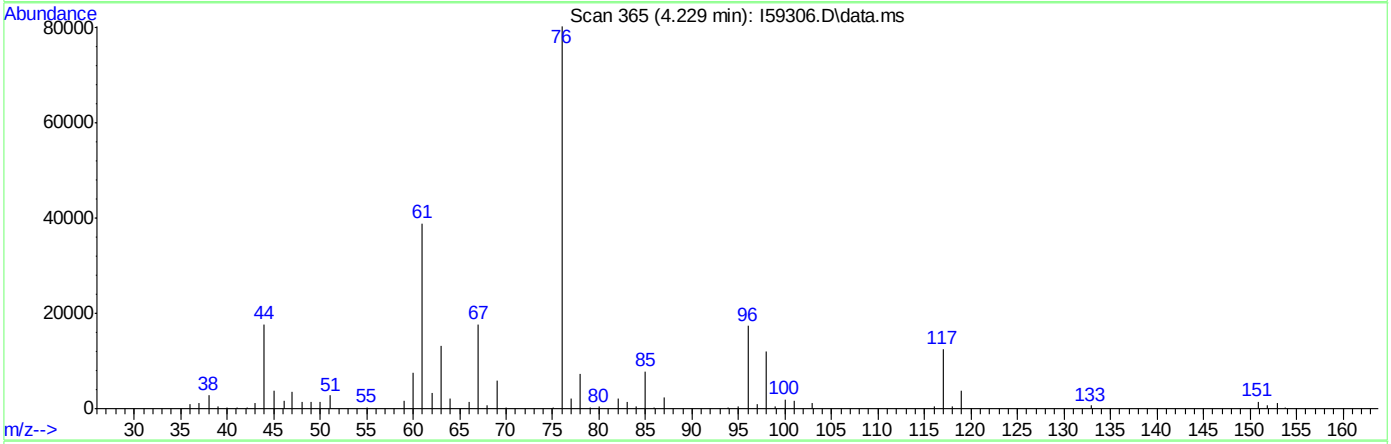

TIC: I59306.D\data.ms

(107) Ethanol

4.229min (+0.019) 425.76ug/L

response 21739

Ion	Exp%	Act%
45.00	100	100
46.00	49.10	51.25
0.00	0.00	0.00
0.00	0.00	0.00

Quantitation Report (Qedit)

Data Path : C:\msdchem\2\DATA\121218\
Data File : I59306.D
Acq On : 12 Dec 2018 4:14 pm
Operator : ANAJ
Sample : ICV1803-5 Inst : MSVOA16
Misc : MS42092,VI1803,,,,,
ALS Vial : 9 Sample Multiplier: 1

Quant Time: Dec 13 08:19:44 2018
Quant Method : C:\msdchem\2\METHODS\I-December1218.M
Quant Title : SW-846 Method 5035A/8260B
QLast Update : Wed Dec 12 16:08:16 2018
Response via : Initial Calibration

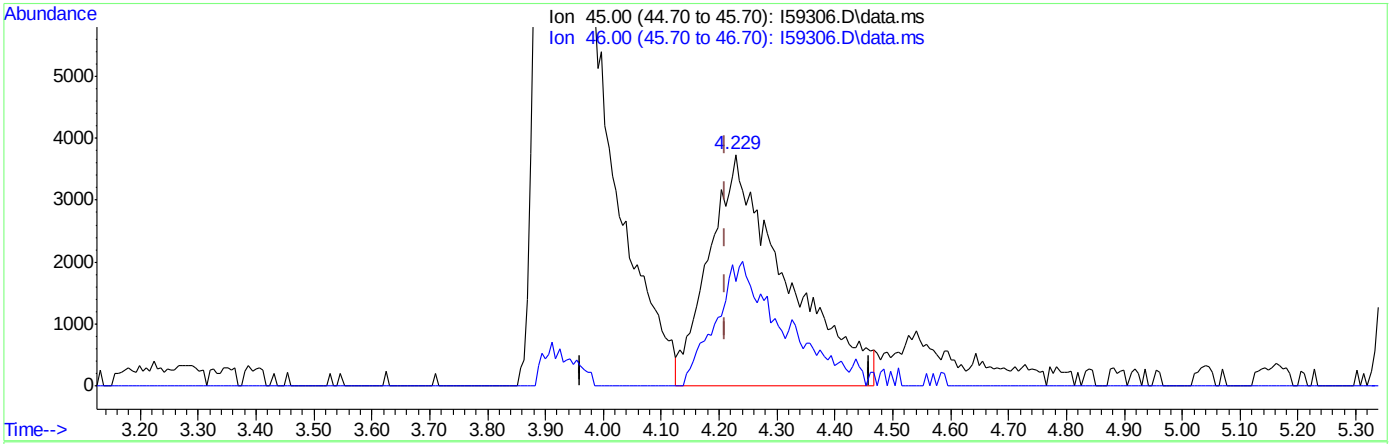

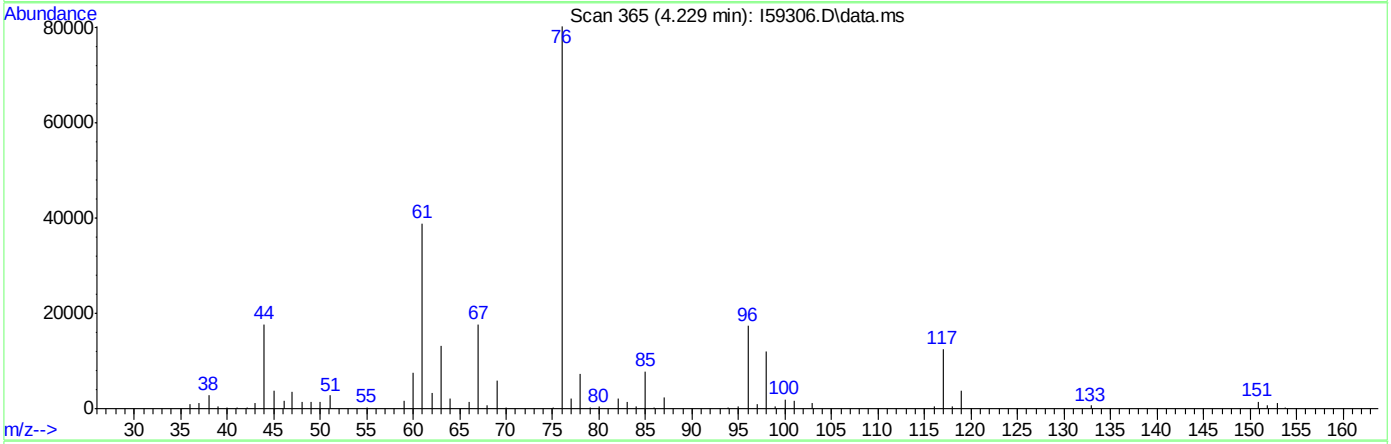

TIC: I59306.D\data.ms

(107) Ethanol

4.229min (+0.019) 697.06ug/L m

response 34637

Ion	Exp%	Act%
45.00	100	100
46.00	49.10	44.96
0.00	0.00	0.00
0.00	0.00	0.00

Manual Integrations APPROVED (compounds with "m" flag)
Juan Garcia
12/13/18 11:27

Quantitation Report (QT Reviewed)

Data Path : C:\msdchem\2\DATA\121318\
Data File : I59314.D
Acq On : 13 Dec 2018 9:30 am
Operator : ANAJ
Sample : ICV1803-5 Inst : MSVOA16
Misc : MS42092,VI1803,,,,,
ALS Vial : 2 Sample Multiplier: 1

Quant Time: Dec 13 10:07:26 2018
Quant Method : C:\msdchem\2\METHODS\I-December1218.M
Quant Title : SW-846 Method 5035A/8260B
QLast Update : Wed Dec 12 16:08:16 2018
Response via : Initial Calibration

Compound	R.T.	QIon	Response	Conc	Units	Dev(Min)
Internal Standards						
1) Fluorobenzene	9.404	96	990748	50.00	ug/L	0.00
56) Chlorobenzene-d5	12.453	117	707956	50.00	ug/L	0.00
78) 1,4-Dichlorobenzene-d4	14.129	152	375753	50.00	ug/L	0.00
106) Tert Butyl Alcohol-d10	5.619	65	55868	250.00	ug/L	-0.01
System Monitoring Compounds						
36) Dibromofluoromethane	8.069	113	285626	48.78	ug/L	0.00
Spiked Amount 50.000	Range 83 - 118		Recovery = 97.56%			
46) 1,2-Dichloroethane-d4	8.984	65	355331	45.07	ug/L	0.00
Spiked Amount 50.000	Range 79 - 125		Recovery = 90.14%			
57) Toluene-d8	11.142	98	959728	50.48	ug/L	0.00
Spiked Amount 50.000	Range 85 - 112		Recovery = 100.96%			
79) 4-Bromofluorobenzene	13.349	174	294742	51.73	ug/L	0.00
Spiked Amount 50.000	Range 83 - 118		Recovery = 103.46%			
Target Compounds						Qvalue
2) Dichlorodifluoromethane	2.150	85	331359	49.82	ug/L	93
3) Chloromethane	2.448	50	560921	44.18	ug/L	100
4) 1,3-Butadiene	2.589	39	183516	34.97	ug/L	99
5) Vinyl Chloride	2.558	62	280205	43.47	ug/L	97
6) Bromomethane	3.052	94	149430	36.58	ug/L	96
7) Chloroethane	3.241	64	101234	37.44	ug/L	98
8) Trichlorofluoromethane	3.448	101	362266	38.37	ug/L	98
9) Ethyl Ether	3.893	59	161672	37.82	ug/L	96
10) 1,2-Dichlorotrifluoroe...	4.235	67	242091	38.25	ug/L	95
11) 1,1-Dichloroethene	4.210	61	362608	39.22	ug/L	98
12) Freon 113	4.302	101	177934m	33.45	ug/L	
13) Carbon Disulfide	4.229	76	529265	36.86	ug/L	98
14) Iodomethane	4.424	142	258884	36.22	ug/L	97
15) Allyl chloride	4.911	41	271431	36.39	ug/L	97
16) Methylene Chloride	5.106	49	317226	40.56	ug/L	98
17) Acetone	5.143	43	243660	176.37	ug/L	97
18) Methyl acetate	5.356	43	524276	148.71	ug/L	95
19) trans-1,2-Dichloroethene	5.332	61	324832	38.21	ug/L	99
21) Methyl Tert Butyl Ether	5.539	73	319499m	38.26	ug/L	
22) Acetonitrile	5.850	41	348383	487.80	ug/L	99
23) Di-isopropyl ether	6.167	45	1131138	45.94	ug/L	98
24) Chloroprene	6.277	53	511086	41.91	ug/L	99
25) 1,1-Dichloroethane	6.307	63	572615	41.15	ug/L	99
26) Acrylonitrile	6.375	53	447491	189.09	ug/L	99
27) ETBE	6.783	59	807940	53.03	ug/L	99
28) Vinyl acetate	6.759	43	3131998	193.90	ug/L	99
29) cis-1,2-Dichloroethene	7.240	96	259968	45.09	ug/L	97
30) 2,2-Dichloropropane	7.417	77	91188	32.96	ug/L	98
31) Bromochloromethane	7.582	128	128583	39.23	ug/L	98
32) Cyclohexane	7.612	56	489545	34.17	ug/L	98
33) Chloroform	7.740	83	498166	39.44	ug/L	99
34) Ethyl acetate	7.996	43	1098384	190.24	ug/L	100
35) Tetrahydrofuran	7.996	42	142734m	37.36	ug/L	

Quantitation Report (QT Reviewed)

Data Path : C:\msdchem\2\DATA\121318\
Data File : I59314.D
Acq On : 13 Dec 2018 9:30 am
Operator : ANAJ
Sample : ICV1803-5 Inst : MSVOA16
Misc : MS42092,VI1803,,,,,
ALS Vial : 2 Sample Multiplier: 1

Quant Time: Dec 13 10:07:26 2018
Quant Method : C:\msdchem\2\METHODS\I-December1218.M
Quant Title : SW-846 Method 5035A/8260B
QLast Update : Wed Dec 12 16:08:16 2018
Response via : Initial Calibration

Compound	R.T.	QIon	Response	Conc	Units	Dev(Min)
37) Carbon Tetrachloride	7.984	117	318434	36.74	ug/L	99
38) 1,1,1-Trichloroethane	8.100	97	371889	35.98	ug/L	99
39) 2-Butanone	8.301	43	498322	209.04	ug/L	99
40) 1,1-Dichloropropene	8.338	75	351511	40.81	ug/L	99
42) Propionitrile	8.789	54	297389	369.48	ug/L	96
43) Methacrylonitrile	8.831	41	1445853	349.10	ug/L	99
44) Benzene	8.770	78	972343	42.59	ug/L	99
45) TAME	9.014	73	486549	46.61	ug/L	99
47) 1,2-Dichloroethane	9.087	62	420953	37.07	ug/L	99
48) Trichloroethene	9.642	95	272629	40.04	ug/L	99
49) Methylcyclohexane	9.630	83	413274	37.72	ug/L	97
50) Dibromomethane	10.136	93	153423	38.90	ug/L	98
51) 1,2-Dichloropropane	10.240	63	312411	44.08	ug/L	98
52) Bromodichloromethane	10.331	83	363514	41.76	ug/L	99
53) Methyl methacrylate	10.508	41	157284	37.11	ug/L	98
54) 2-Chloroethyl vinyl ether	10.910	63	714101	194.58	ug/L	99
55) cis-1,3-Dichloropropene	10.965	75	427018	39.32	ug/L	98
58) Toluene	11.191	91	1031671	41.01	ug/L	100
59) 2-Nitropropane	11.380	41	245827	175.02	ug/L	98
60) 4-Methyl-2-pentanone	11.520	43	1232860	202.03	ug/L	99
61) trans-1,3-Dichloropropene	11.563	75	371189	41.91	ug/L	98
62) Tetrachloroethene	11.550	166	273698	41.76	ug/L	99
63) Ethyl methacrylate	11.697	69	226928	38.24	ug/L	97
64) 1,1,2-Trichloroethane	11.697	83	184708	39.94	ug/L	97
65) Dibromochloromethane	11.855	129	248326	41.71	ug/L	100
66) 1,3-Dichloropropane	11.922	76	354286	39.99	ug/L	97
67) 1,2-Dibromoethane	12.050	107	195718	40.95	ug/L	100
68) 2-hexanone	12.209	43	966502	186.38	ug/L	96
69) 1-Chlorohexane	12.434	91	344147	38.12	ug/L	97
70) Ethylbenzene	12.477	91	1202039	41.43	ug/L	99
71) Chlorobenzene	12.465	112	650237	38.85	ug/L	98
72) 1,1,1,2-Tetrachloroethane	12.514	131	243069	40.34	ug/L	99
73) m,p-Xylene	12.587	91	1853012	86.37	ug/L	99
74) o-Xylene	12.910	91	1000383	41.61	ug/L	100
75) Styrene	12.946	104	689606	41.82	ug/L	98
76) Bromoform	12.983	173	137714	39.88	ug/L	99
77) Isopropylbenzene	13.129	105	1099572	42.73	ug/L	100
80) cis-1,4-Dichloro-2-butene	13.379	53	84604	34.19	ug/L	98
81) n-Propylbenzene	13.422	91	1419632	42.77	ug/L	97
82) Bromobenzene	13.434	156	275837	40.46	ug/L	100
83) 1,1,2,2-Tetrachloroethane	13.471	83	236191	36.36	ug/L	99
84) 1,3,5-Trimethylbenzene	13.550	105	932582	40.18	ug/L	100
85) 2-Chlorotoluene	13.666	91	885381	40.00	ug/L	100
86) trans-1,4-Dichloro-2-B...	13.593	53	76089	32.52	ug/L	93
87) 1,2,3-Trichloropropane	13.574	110	62193	35.05	ug/L	94
88) Cyclohexanone	13.617	55	33410	94.78	ug/L	98
89) 4-Chlorotoluene	13.666	91	885381	40.00	ug/L	99
90) tert-Butylbenzene	13.782	91	596614	39.59	ug/L	100
92) 1,2,4-Trimethylbenzene	13.824	105	949874	38.81	ug/L	99
93) Pentachloroethane	13.818	167	167869	38.01	ug/L	97

Quantitation Report (QT Reviewed)

Data Path : C:\msdchem\2\DATA\121318\
Data File : I59314.D
Acq On : 13 Dec 2018 9:30 am
Operator : ANAJ
Sample : ICV1803-5 Inst : MSVOA16
Misc : MS42092,VI1803,,,,,
ALS Vial : 2 Sample Multiplier: 1

Quant Time: Dec 13 10:07:26 2018
Quant Method : C:\msdchem\2\METHODS\I-December1218.M
Quant Title : SW-846 Method 5035A/8260B
QLast Update : Wed Dec 12 16:08:16 2018
Response via : Initial Calibration

	Compound	R.T.	QIon	Response	Conc	Units		Dev(Min)
94)	sec-Butylbenzene	13.904	105	1228067	40.07	ug/L		100
95)	4-Isopropyltoluene	13.989	119	1018747	40.81	ug/L		99
96)	1,3-Dichlorobenzene	14.080	146	542917	42.14	ug/L		99
97)	1,4-Dichlorobenzene	14.135	146	552006	38.07	ug/L		99
98)	n-Butylbenzene	14.282	92	611363	39.88	ug/L		99
99)	Benzyl Chloride	14.294	126	74280	36.83	ug/L	#	86
100)	1,2-Dichlorobenzene	14.428	146	502532	40.55	ug/L		99
101)	1,2-Dibromo-3-Chloropr...	14.964	75	34910	34.22	ug/L		98
102)	Hexachlorobutadiene	15.373	225	214278	41.97	ug/L		99
103)	1,2,4-Trichlorobenzene	15.415	180	364064	39.04	ug/L		100
104)	Naphthalene	15.629	128	590473	36.39	ug/L		99
105)	1,2,3-Trichlorobenzene	15.757	180	319766	37.86	ug/L		100
107)	Ethanol	4.216	45	33750m	834.84	ug/L		
108)	Acrolein	4.686	56	129705	181.23	ug/L		100
110)	Isobutyl alcohol	9.215	43	132757	701.05	ug/L		97
111)	Tert Amyl Alcohol	9.337	59	91182	344.43	ug/L		97
112)	1,4-Dioxane	10.544	88	26152	749.24	ug/L		90
113)	3,3-Dimethyl-1-butanol	12.197	57	877121	1740.78	ug/L		98

(#) = qualifier out of range (m) = manual integration (+) = signals summed

Quantitation Report (QT Reviewed)

Data Path : C:\msdchem\2\DATA\121318\
Data File : I59314.D
Acq On : 13 Dec 2018 9:30 am
Operator : ANAJ
Sample : ICV1803-5 Inst : MSVOA16
Misc : MS42092,VI1803,,,,,
ALS Vial : 2 Sample Multiplier: 1

Quant Time: Dec 13 10:07:26 2018
Quant Method : C:\msdchem\2\METHODS\I-December1218.M
Quant Title : SW-846 Method 5035A/8260B
QLast Update : Wed Dec 12 16:08:16 2018
Response via : Initial Calibration

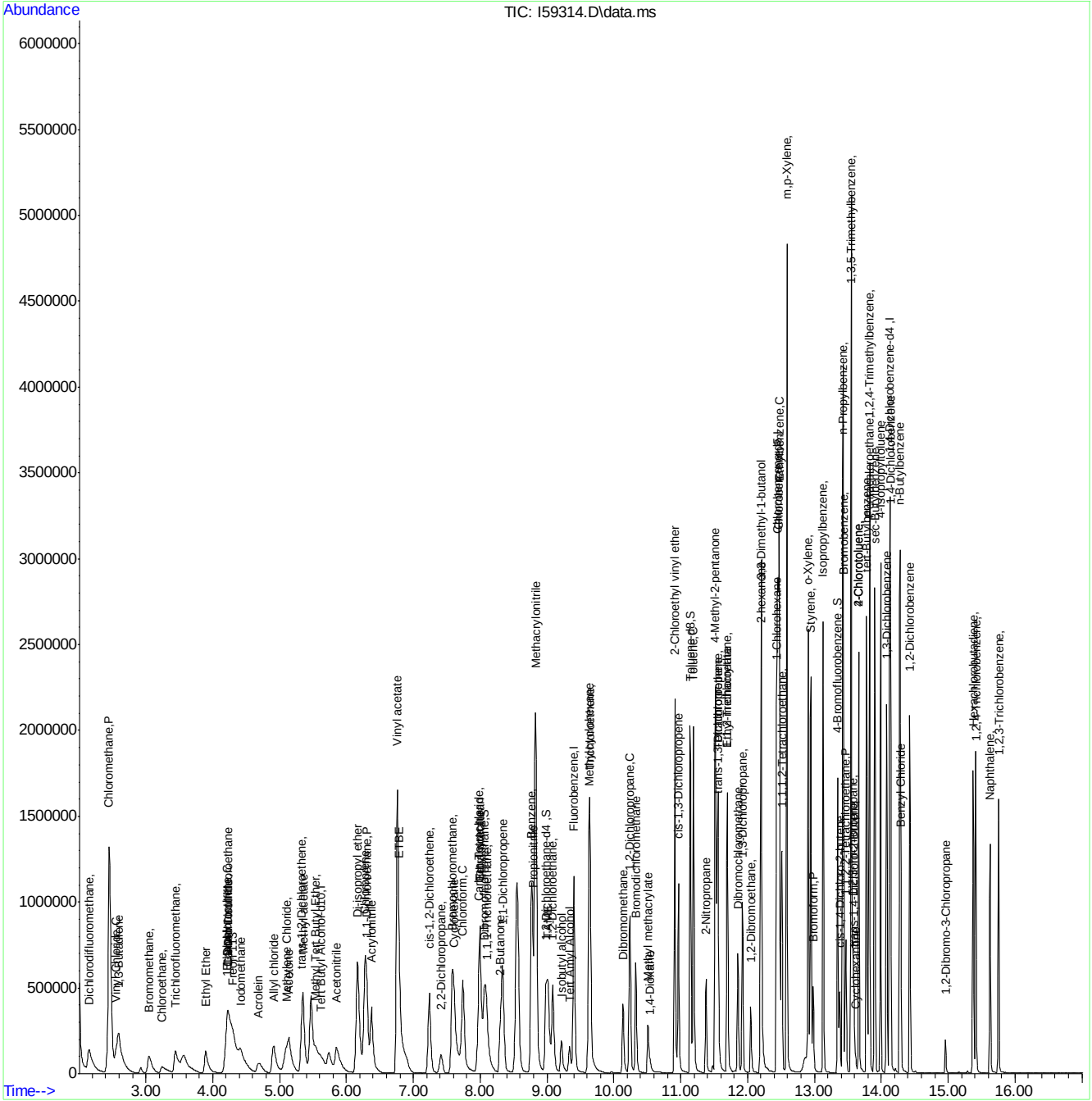

Manual Integration Approval Summary

Sample Number: VI1803-ICV1803
Lab FileID: I59314.D
Injection Time: 12/13/18 09:30
Method: SW846 8260B
Analyst approved: 12/13/18 10:15 Ana Jimenez
Supervisor approved: 12/13/18 11:27 Juan Garcia

Parameter	CAS	Sig#	R.T. (min.)	Reason
Ethyl Alcohol	64-17-5		4.22	Poor instrument integration
Freon 113	76-13-1		4.30	Poor instrument integration
Methyl Tert Butyl Ether	1634-04-4		5.54	Poor instrument integration
Tetrahydrofuran	109-99-9		8.00	Split peak

Quantitation Report (Qedit)

Data Path : C:\msdchem\2\DATA\121318\
Data File : I59314.D
Acq On : 13 Dec 2018 9:30 am
Operator : ANAJ
Sample : ICV1803-5 Inst : MSVOA16
Misc : MS42092,VI1803,,,,,
ALS Vial : 2 Sample Multiplier: 1

Quant Time: Dec 13 09:46:41 2018
Quant Method : C:\msdchem\2\METHODS\I-December1218.M
Quant Title : SW-846 Method 5035A/8260B
QLast Update : Wed Dec 12 16:08:16 2018
Response via : Initial Calibration

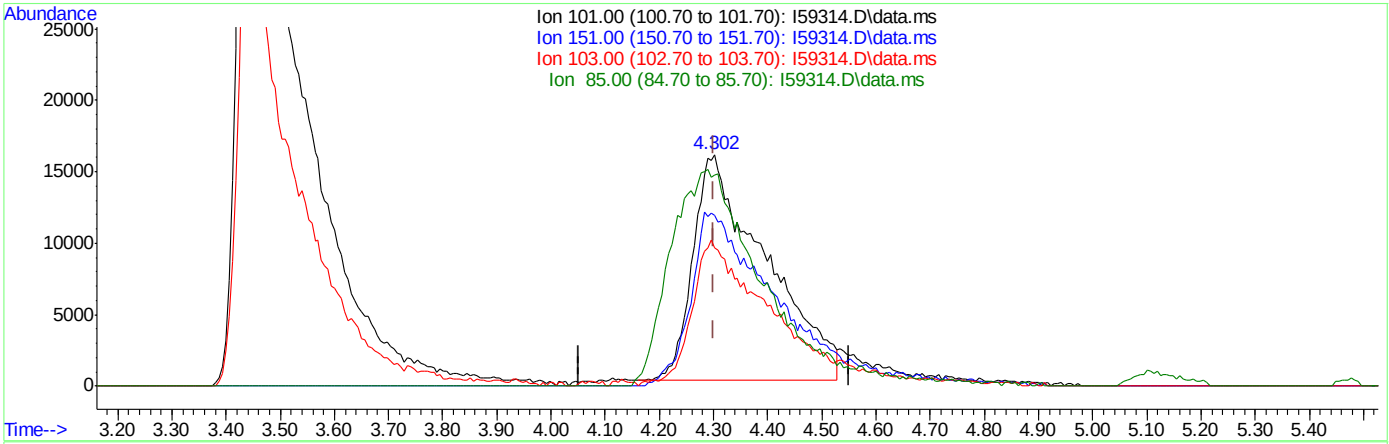

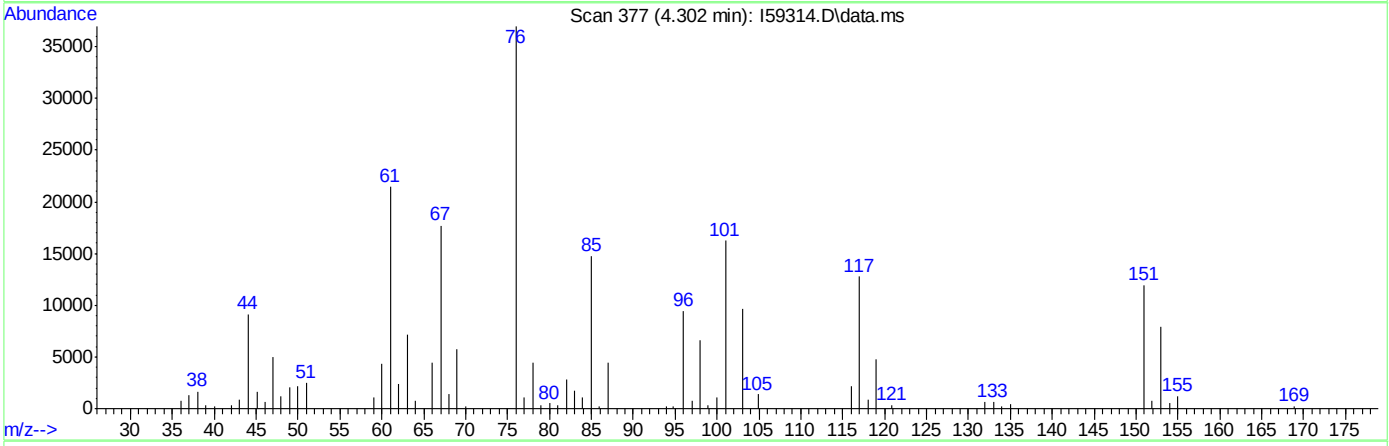

TIC: I59314.D\data.ms

(12) Freon 113

4.302min (-0.000) 27.60ug/L

response 146587

Ion	Exp%	Act%
101.00	100	100
151.00	76.00	75.58
103.00	62.90	61.34
85.00	61.60	89.27#

Quantitation Report (Qedit)

Data Path : C:\msdchem\2\DATA\121318\
Data File : I59314.D
Acq On : 13 Dec 2018 9:30 am
Operator : ANAJ
Sample : ICV1803-5 Inst : MSVOA16
Misc : MS42092,VI1803,,,,,
ALS Vial : 2 Sample Multiplier: 1

Quant Time: Dec 13 09:46:41 2018
Quant Method : C:\msdchem\2\METHODS\I-December1218.M
Quant Title : SW-846 Method 5035A/8260B
QLast Update : Wed Dec 12 16:08:16 2018
Response via : Initial Calibration

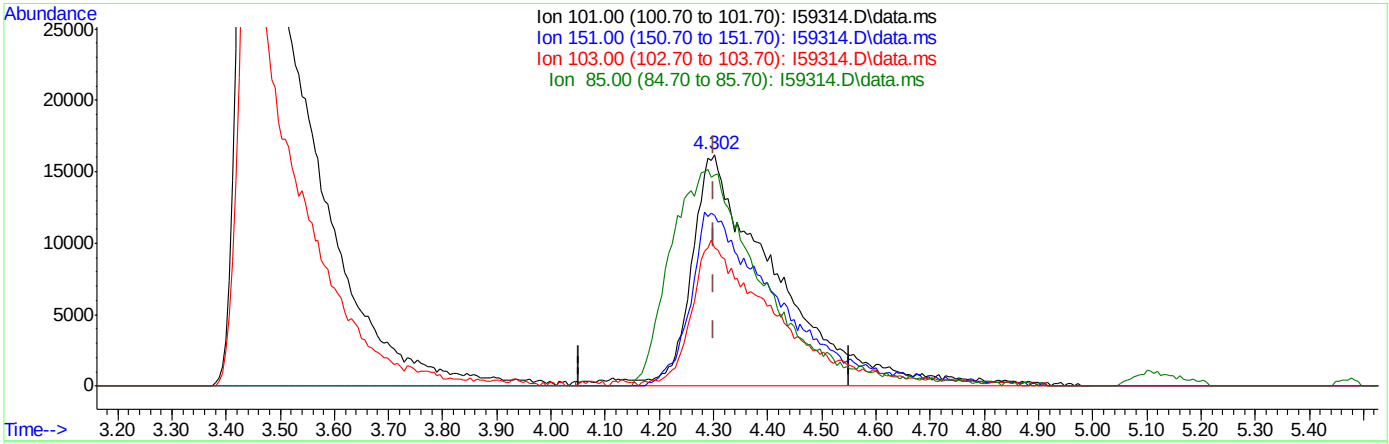

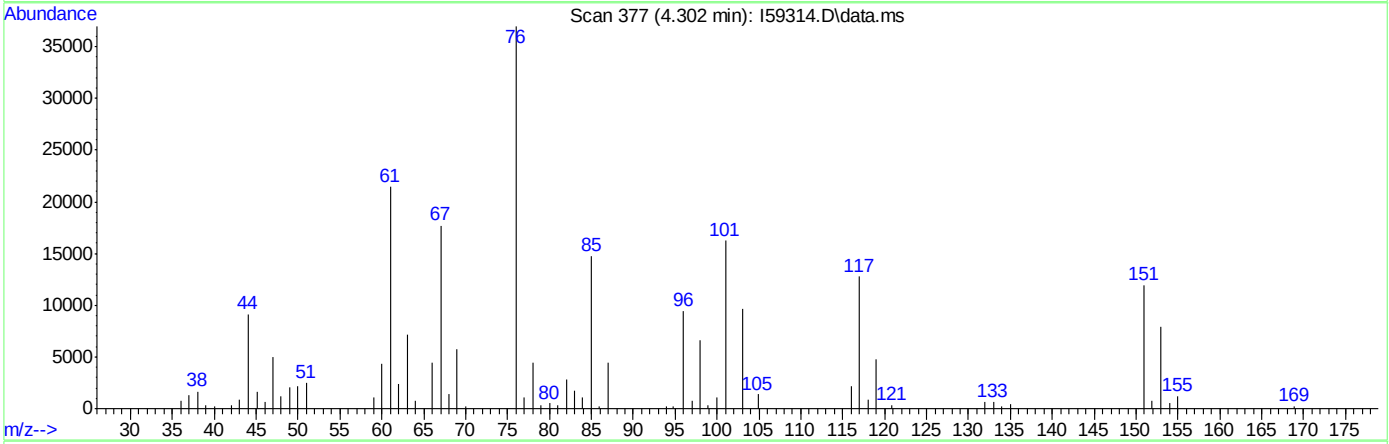

TIC: I59314.D\data.ms

(12) Freon 113

4.302min (-0.000) 33.49ug/L m

response 178143

Ion	Exp%	Act%
101.00	100	100
151.00	76.00	73.74
103.00	62.90	59.84
85.00	61.60	90.97#

Quantitation Report (Qedit)

Data Path : C:\msdchem\2\DATA\121318\
Data File : I59314.D
Acq On : 13 Dec 2018 9:30 am
Operator : ANAJ
Sample : ICV1803-5 Inst : MSVOA16
Misc : MS42092,VI1803,,,,,
ALS Vial : 2 Sample Multiplier: 1

Quant Time: Dec 13 09:46:41 2018
Quant Method : C:\msdchem\2\METHODS\I-December1218.M
Quant Title : SW-846 Method 5035A/8260B
QLast Update : Wed Dec 12 16:08:16 2018
Response via : Initial Calibration

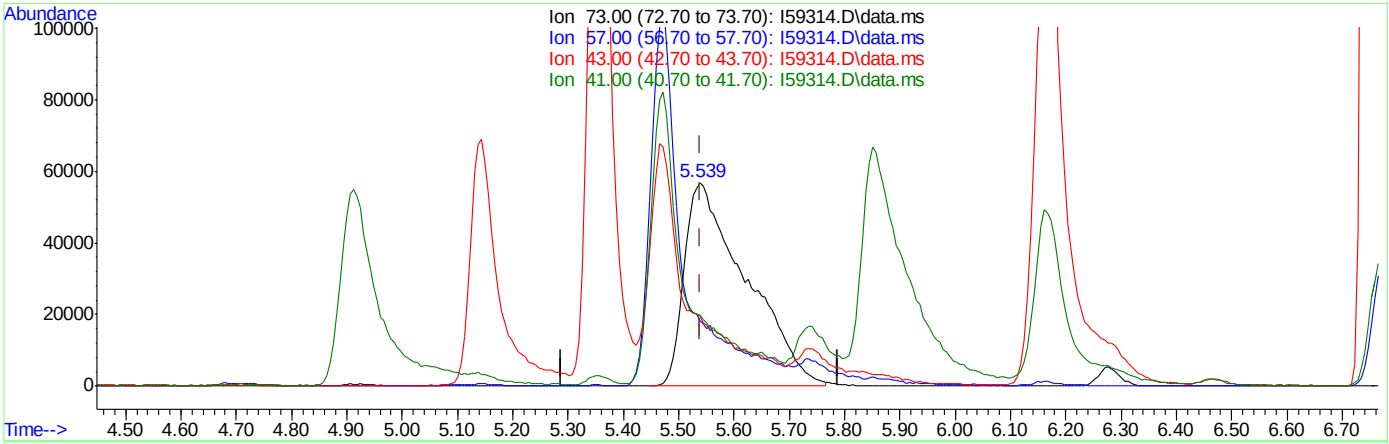

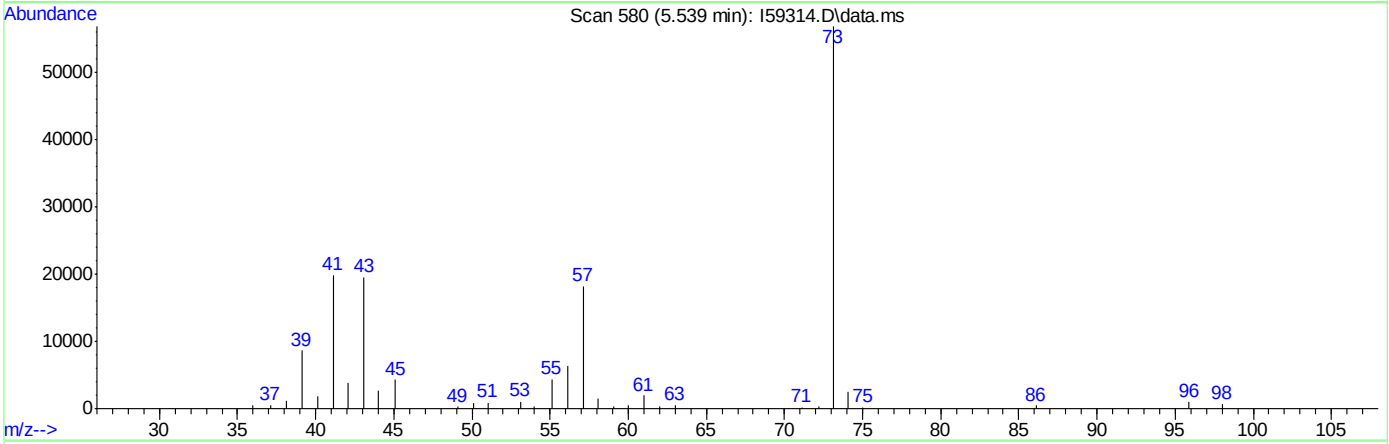

TIC: I59314.D\data.ms

(21) Methyl Tert Butyl Ether ( )

5.539min (+0.000) 52.45ug/L

response 437968

Ion	Exp%	Act%
73.00	100	100
57.00	36.50	23.29
43.00	35.30	21.47
41.00	43.30	14.38

Quantitation Report (Qedit)

Data Path : C:\msdchem\2\DATA\121318\
Data File : I59314.D
Acq On : 13 Dec 2018 9:30 am
Operator : ANAJ
Sample : ICV1803-5 Inst : MSVOA16
Misc : MS42092,VI1803,,,,,
ALS Vial : 2 Sample Multiplier: 1

Quant Time: Dec 13 09:46:41 2018
Quant Method : C:\msdchem\2\METHODS\I-December1218.M
Quant Title : SW-846 Method 5035A/8260B
QLast Update : Wed Dec 12 16:08:16 2018
Response via : Initial Calibration

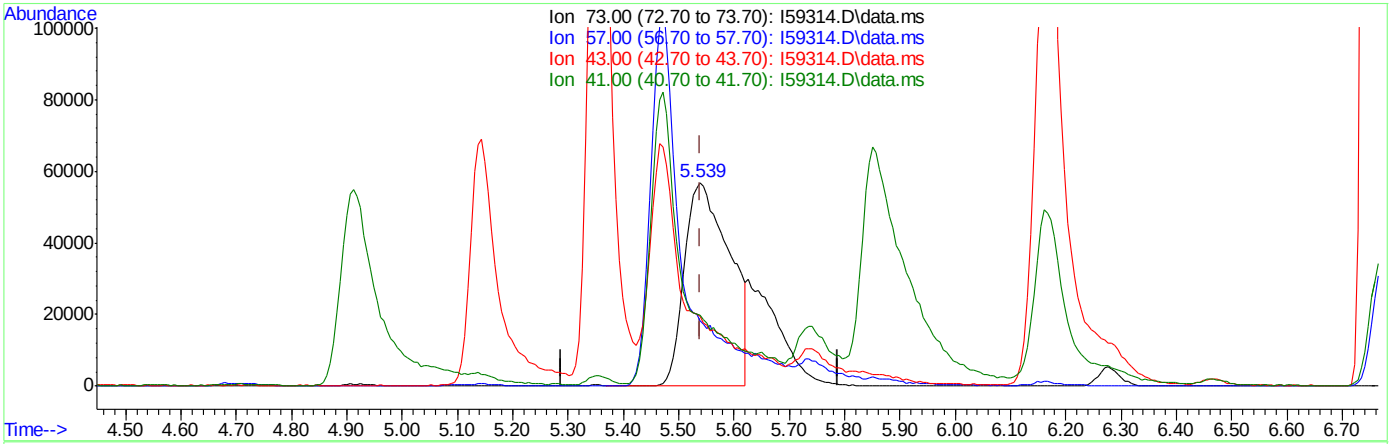

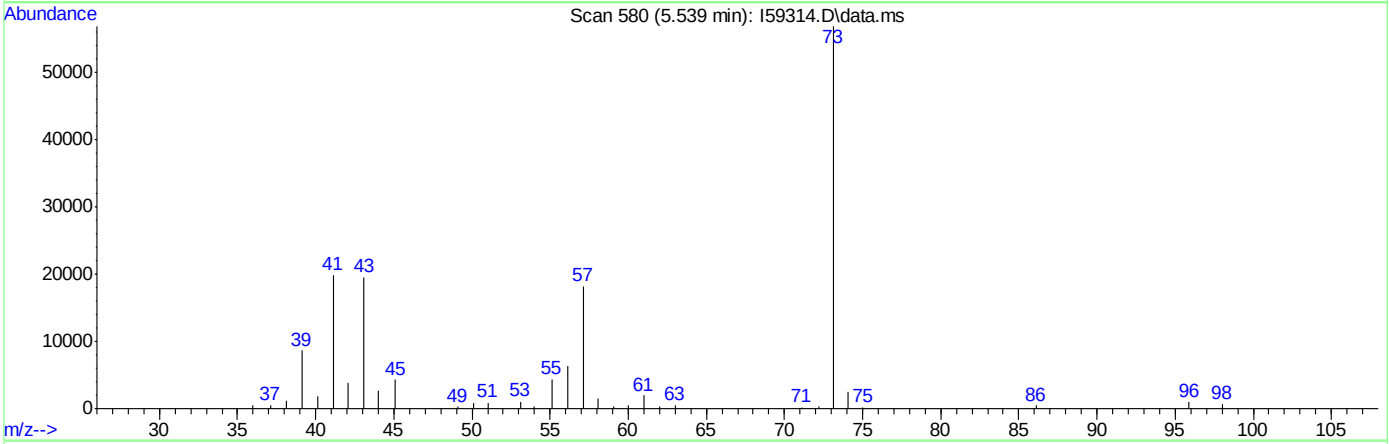

TIC: I59314.D\data.ms

(21) Methyl Tert Butyl Ether ( )

5.539min (+0.000) 38.26ug/L m

response 319499

Ion	Exp%	Act%
73.00	100	100
57.00	36.50	32.11
43.00	35.30	34.35
41.00	43.30	34.99

Quantitation Report (Qedit)

Data Path : C:\msdchem\2\DATA\121318\
Data File : I59314.D
Acq On : 13 Dec 2018 9:30 am
Operator : ANAJ
Sample : ICV1803-5 Inst : MSVOA16
Misc : MS42092,VI1803,,,,,
ALS Vial : 2 Sample Multiplier: 1

Quant Time: Dec 13 09:46:41 2018
Quant Method : C:\msdchem\2\METHODS\I-December1218.M
Quant Title : SW-846 Method 5035A/8260B
QLast Update : Wed Dec 12 16:08:16 2018
Response via : Initial Calibration

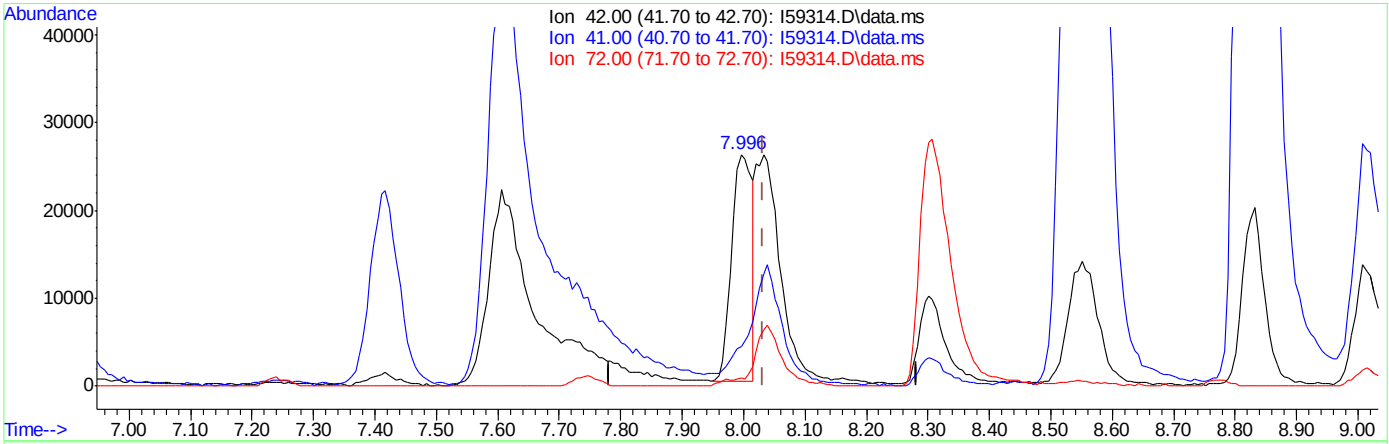

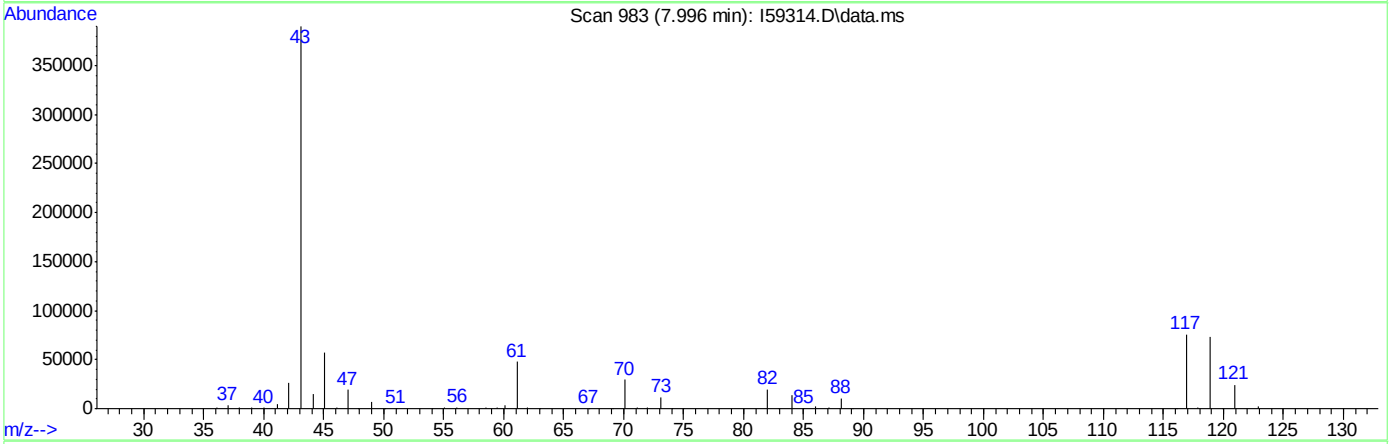

TIC: I59314.D\data.ms

(35) Tetrahydrofuran

7.996min (-0.037) 15.57ug/L

response 59197

Ion	Exp%	Act%
42.00	100	100
41.00	43.10	11.66#
72.00	20.80	3.48
0.00	0.00	0.00

Quantitation Report (Qedit)

Data Path : C:\msdchem\2\DATA\121318\
Data File : I59314.D
Acq On : 13 Dec 2018 9:30 am
Operator : ANAJ
Sample : ICV1803-5 Inst : MSVOA16
Misc : MS42092,VI1803,,,,,
ALS Vial : 2 Sample Multiplier: 1

Quant Time: Dec 13 09:46:41 2018
Quant Method : C:\msdchem\2\METHODS\I-December1218.M
Quant Title : SW-846 Method 5035A/8260B
QLast Update : Wed Dec 12 16:08:16 2018
Response via : Initial Calibration

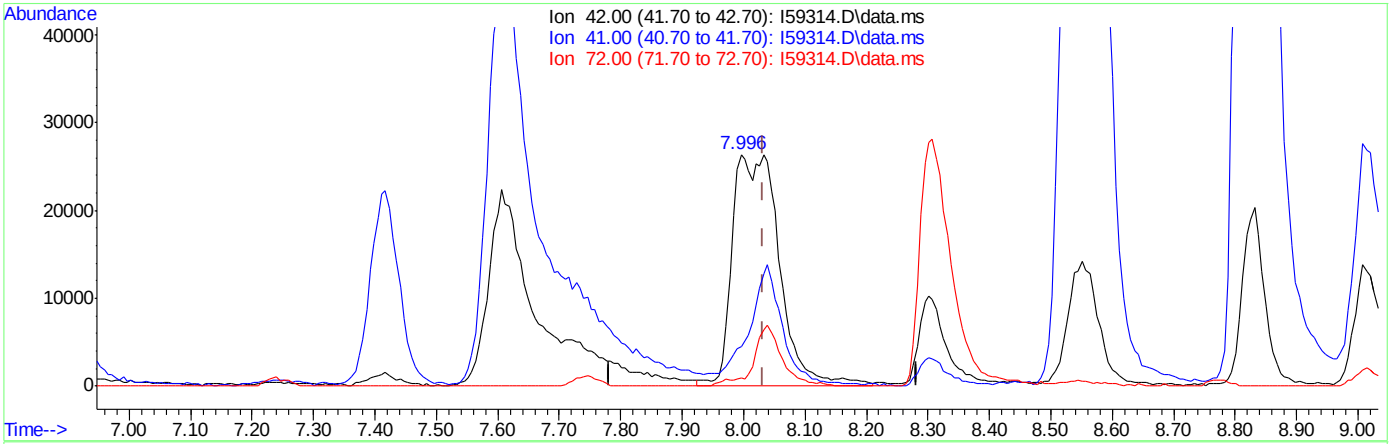

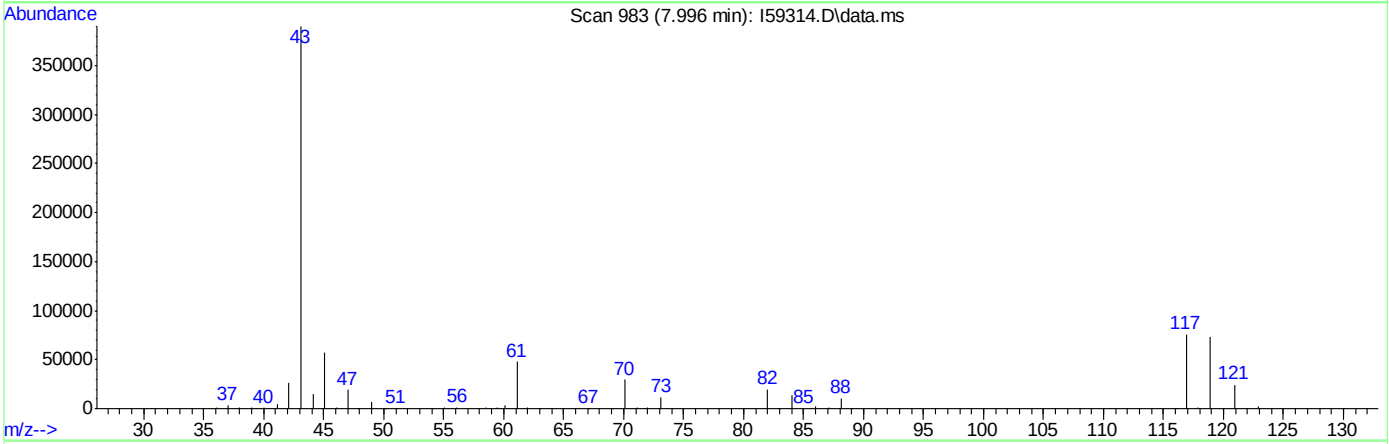

TIC: I59314.D\data.ms

(35) Tetrahydrofuran

7.996min (-0.037) 36.67ug/L m

response 140071

Ion	Exp%	Act%
42.00	100	100
41.00	43.10	16.94#
72.00	20.80	3.40
0.00	0.00	0.00

Quantitation Report (Qedit)

Data Path : C:\msdchem\2\DATA\121318\
Data File : I59314.D
Acq On : 13 Dec 2018 9:30 am
Operator : ANAJ
Sample : ICV1803-5 Inst : MSVOA16
Misc : MS42092,VI1803,,,,,
ALS Vial : 2 Sample Multiplier: 1

Quant Time: Dec 13 09:46:41 2018
Quant Method : C:\msdchem\2\METHODS\I-December1218.M
Quant Title : SW-846 Method 5035A/8260B
QLast Update : Wed Dec 12 16:08:16 2018
Response via : Initial Calibration

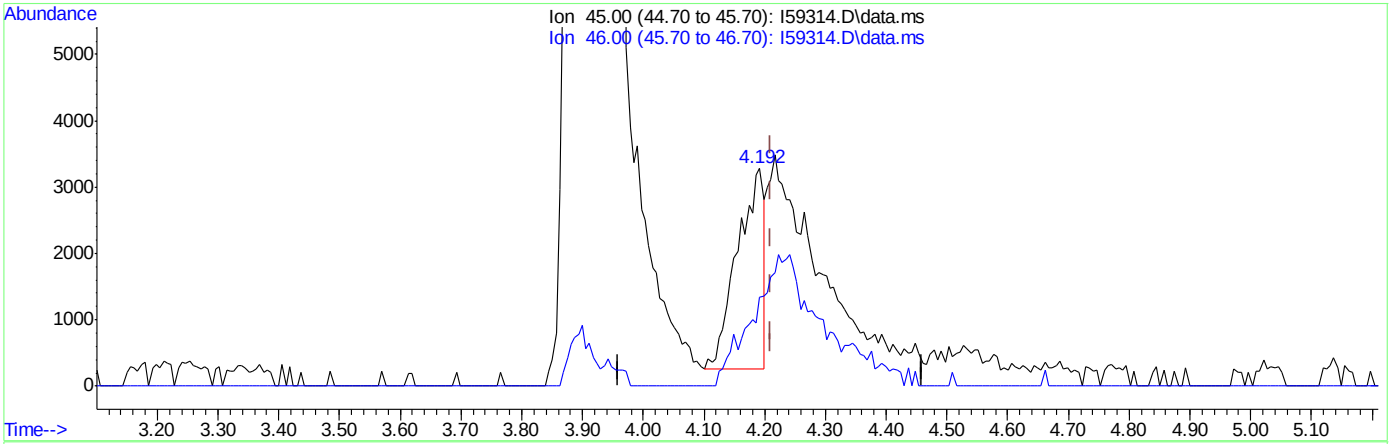

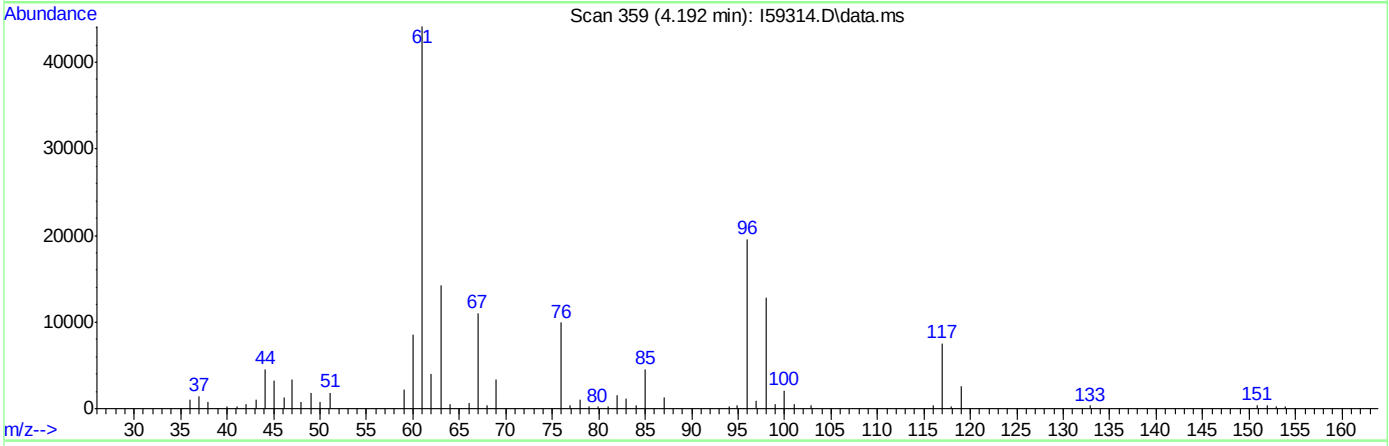

TIC: I59314.D\data.ms

(107) Ethanol

4.192min (-0.018) 212.16ug/L

response 9127

Ion	Exp%	Act%
45.00	100	100
46.00	49.10	44.03
0.00	0.00	0.00
0.00	0.00	0.00

Quantitation Report (Qedit)

Data Path : C:\msdchem\2\DATA\121318\
Data File : I59314.D
Acq On : 13 Dec 2018 9:30 am
Operator : ANAJ
Sample : ICV1803-5 Inst : MSVOA16
Misc : MS42092,VI1803,,,,,
ALS Vial : 2 Sample Multiplier: 1

Quant Time: Dec 13 09:46:41 2018
Quant Method : C:\msdchem\2\METHODS\I-December1218.M
Quant Title : SW-846 Method 5035A/8260B
QLast Update : Wed Dec 12 16:08:16 2018
Response via : Initial Calibration

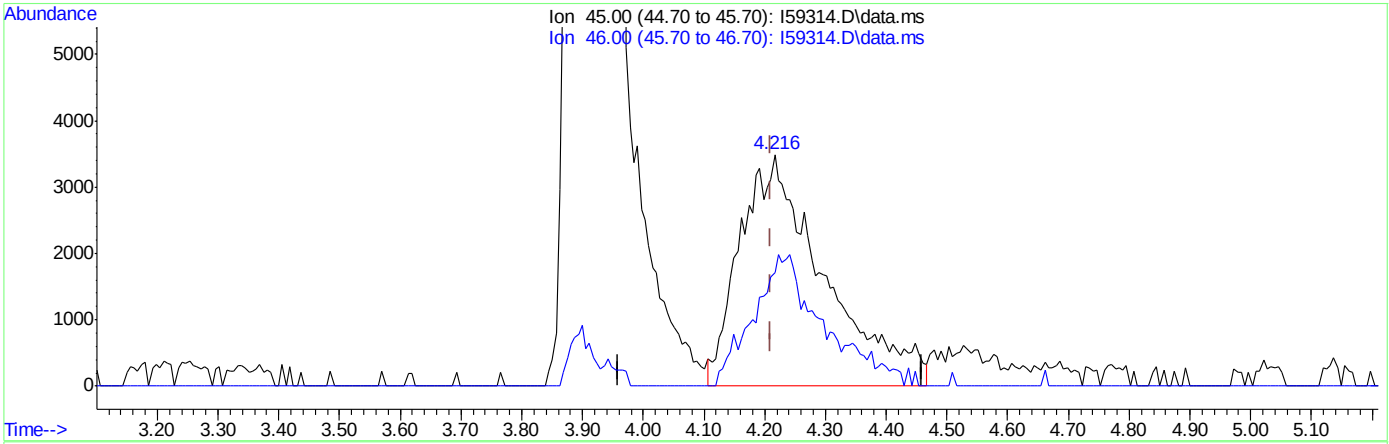

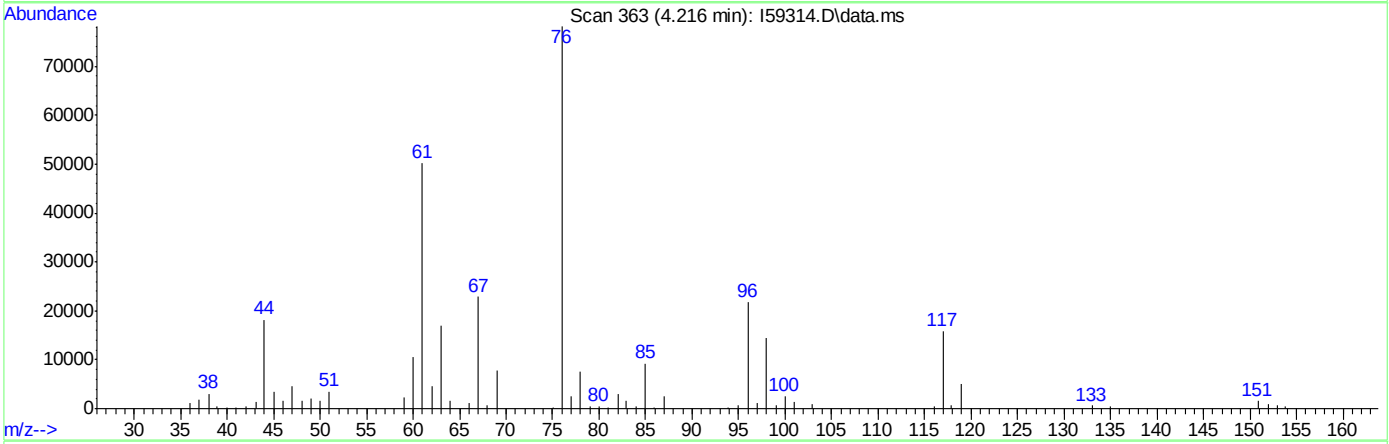

TIC: I59314.D\data.ms

(107) Ethanol

4.216min (+0.006) 830.76ug/L m

response 33599

Ion	Exp%	Act%
45.00	100	100
46.00	49.10	49.24
0.00	0.00	0.00
0.00	0.00	0.00

Quantitation Report (Qedit)

Data Path : C:\msdchem\2\DATA\121318\
Data File : I59314.D
Acq On : 13 Dec 2018 9:30 am
Operator : ANAJ
Sample : ICV1803-5 Inst : MSVOA16
Misc : MS42092,VI1803,,,,,
ALS Vial : 2 Sample Multiplier: 1

Quant Time: Dec 13 10:06:48 2018
Quant Method : C:\msdchem\2\METHODS\I-December1218.M
Quant Title : SW-846 Method 5035A/8260B
QLast Update : Wed Dec 12 16:08:16 2018
Response via : Initial Calibration

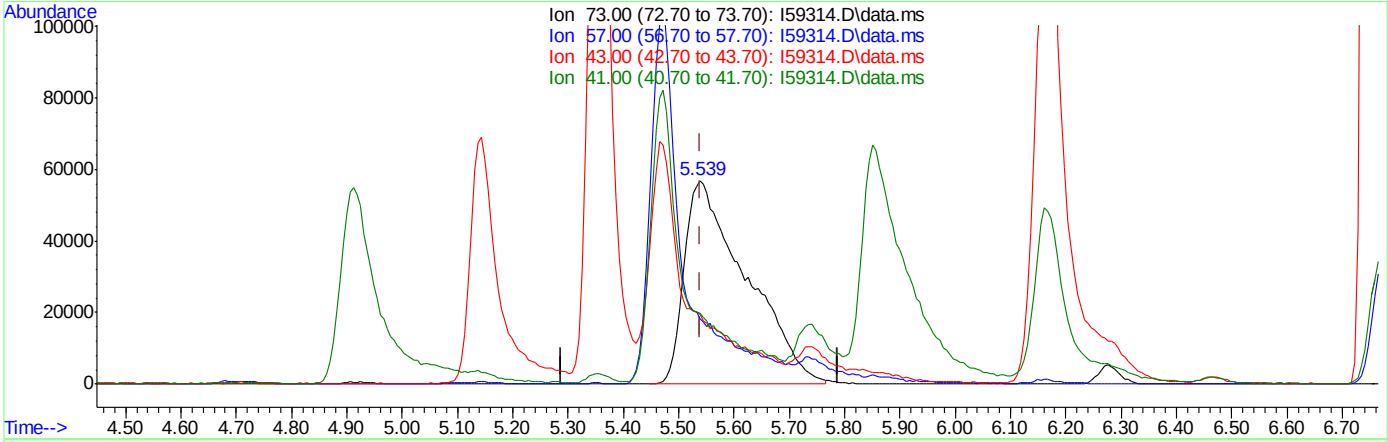

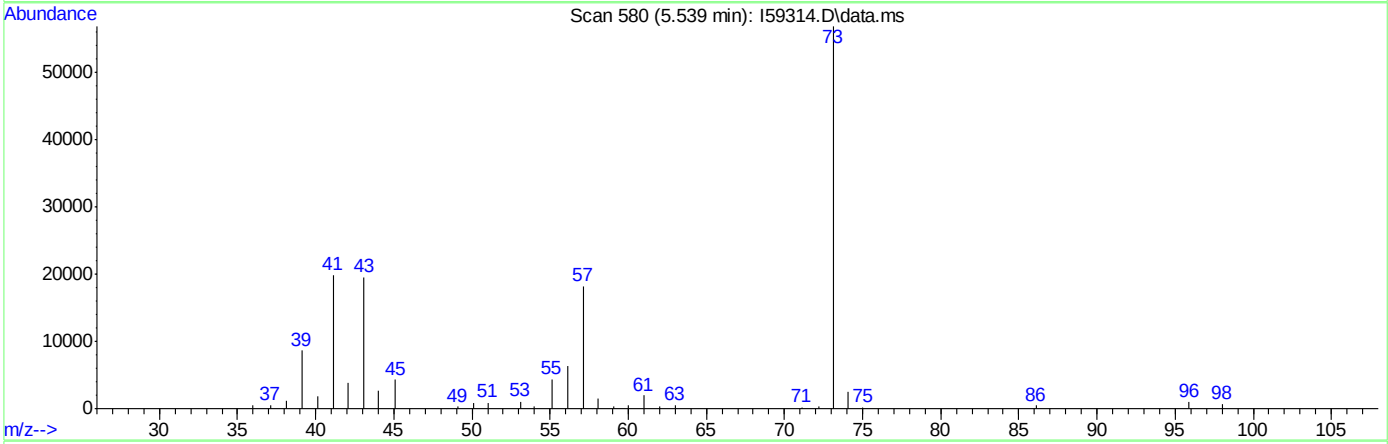

TIC: I59314.D\data.ms

(21) Methyl Tert Butyl Ether ( )

5.539min (+0.000) 52.45ug/L

response 437968

Ion	Exp%	Act%
73.00	100	100
57.00	36.50	23.29
43.00	35.30	21.47
41.00	43.30	14.38

Quantitation Report (Qedit)

Data Path : C:\msdchem\2\DATA\121318\
Data File : I59314.D
Acq On : 13 Dec 2018 9:30 am
Operator : ANAJ
Sample : ICV1803-5 Inst : MSVOA16
Misc : MS42092,VI1803,,,,,
ALS Vial : 2 Sample Multiplier: 1

Quant Time: Dec 13 10:06:48 2018
Quant Method : C:\msdchem\2\METHODS\I-December1218.M
Quant Title : SW-846 Method 5035A/8260B
QLast Update : Wed Dec 12 16:08:16 2018
Response via : Initial Calibration

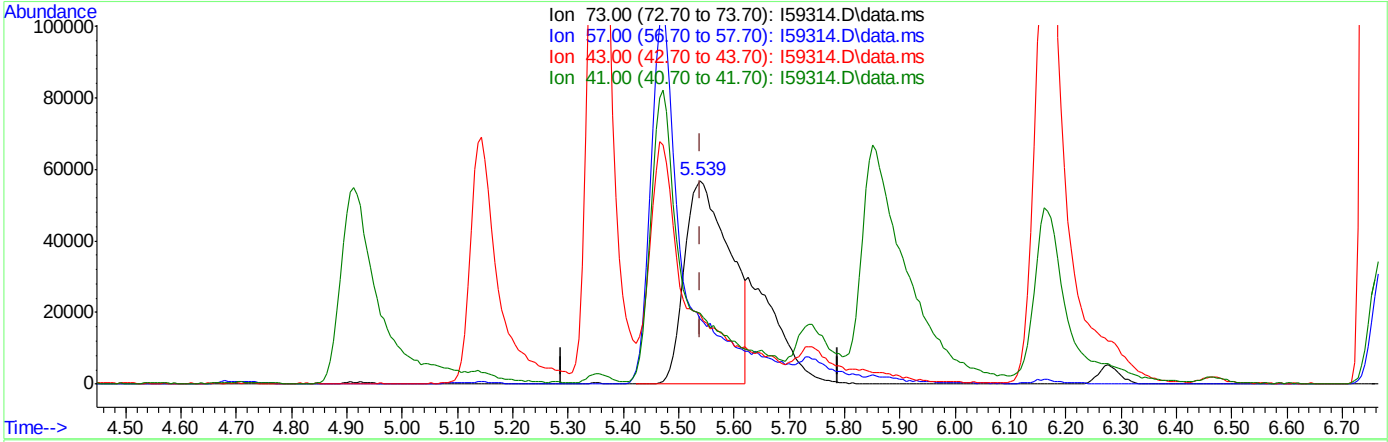

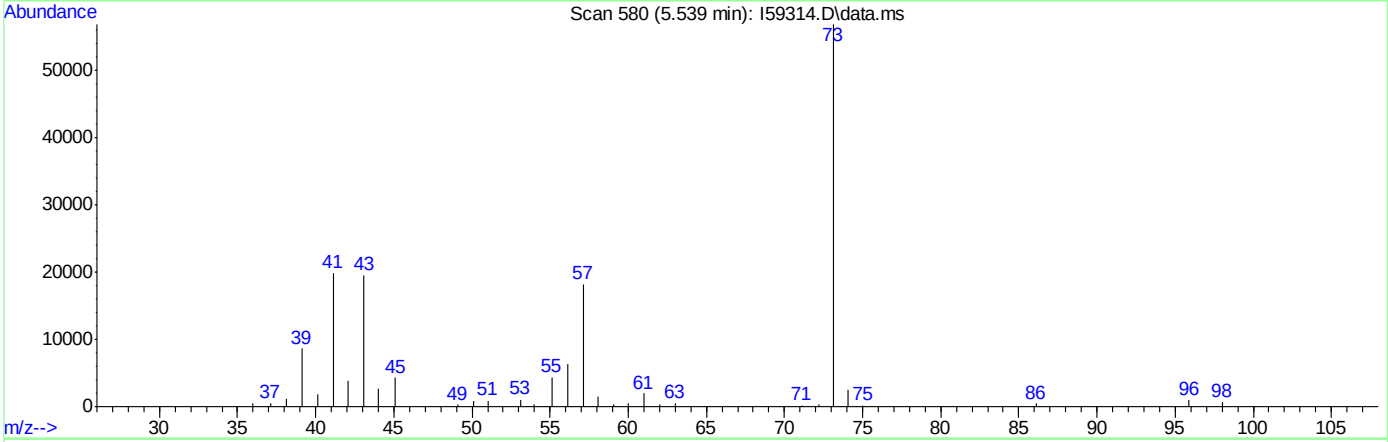

TIC: I59314.D\data.ms

(21) Methyl Tert Butyl Ether ( )

5.539min (+0.000) 38.26ug/L m

response 319499

Ion	Exp%	Act%
73.00	100	100
57.00	36.50	32.11
43.00	35.30	34.35
41.00	43.30	34.99

Manual Integrations APPROVED (compounds with "m" flag)
Melissa Mangual 12/17/18 11:00

Quantitation Report (QT Reviewed)

Data Path : C:\msdchem\2\DATA\121418\
Data File : I59343.D
Acq On : 14 Dec 2018 9:46 am
Operator : ANAJ
Sample : CC1803-5 Inst : MSVOA16
Misc : MS42113,VI1805,,,,,
ALS Vial : 2 Sample Multiplier: 1

Quant Time: Dec 14 10:05:54 2018
Quant Method : C:\msdchem\2\METHODS\I-December1218.M
Quant Title : SW-846 Method 5035A/8260B
QLast Update : Wed Dec 12 16:08:16 2018
Response via : Initial Calibration

Compound	R.T.	QIon	Response	Conc	Units	Dev(Min)
Internal Standards						
1) Fluorobenzene	9.404	96	1094679	50.00	ug/L	0.00
56) Chlorobenzene-d5	12.453	117	788683	50.00	ug/L	0.00
78) 1,4-Dichlorobenzene-d4	14.129	152	423251	50.00	ug/L	0.00
106) Tert Butyl Alcohol-d10	5.612	65	72793	250.00	ug/L	-0.02
System Monitoring Compounds						
36) Dibromofluoromethane	8.063	113	306477	47.37	ug/L	0.00
Spiked Amount 50.000	Range 83 - 118		Recovery = 94.74%			
46) 1,2-Dichloroethane-d4	8.984	65	401884	46.13	ug/L	0.00
Spiked Amount 50.000	Range 79 - 125		Recovery = 92.26%			
57) Toluene-d8	11.142	98	1055623	49.84	ug/L	0.00
Spiked Amount 50.000	Range 85 - 112		Recovery = 99.68%			
79) 4-Bromofluorobenzene	13.349	174	325015	50.64	ug/L	0.00
Spiked Amount 50.000	Range 83 - 118		Recovery = 101.28%			
Target Compounds						Qvalue
2) Dichlorodifluoromethane	2.144	85	258563	35.19	ug/L	99
3) Chloromethane	2.442	50	551372	39.30	ug/L	98
4) 1,3-Butadiene	2.583	39	192484	33.20	ug/L	93
5) Vinyl Chloride	2.558	62	286508	40.23	ug/L	96
6) Bromomethane	3.052	94	165866	36.75	ug/L	97
7) Chloroethane	3.241	64	102250	34.22	ug/L	100
8) Trichlorofluoromethane	3.448	101	376924	36.13	ug/L	96
9) Ethyl Ether	3.893	59	208219	44.09	ug/L	98
10) 1,2-Dichlorotrifluoroe...	4.241	67	253289	36.22	ug/L	97
11) 1,1-Dichloroethene	4.204	61	400092	39.17	ug/L	99
12) Freon 113	4.290	101	225375m	38.30	ug/L	
13) Carbon Disulfide	4.223	76	635580	40.06	ug/L	99
14) Iodomethane	4.418	142	306055	38.75	ug/L	93
15) Allyl chloride	4.911	41	319433	38.76	ug/L	96
16) Methylene Chloride	5.106	49	343908	39.81	ug/L	97
17) Acetone	5.143	43	319119	209.06	ug/L	98
18) Methyl acetate	5.350	43	724310	185.94	ug/L	96
19) trans-1,2-Dichloroethene	5.332	61	350918	37.36	ug/L	99
20) Hexane	5.466	56	257482m	28.46	ug/L	
21) Methyl Tert Butyl Ether	5.539	73	410780	44.52	ug/L	66
22) Acetonitrile	5.875	41	343050m	435.69	ug/L	
23) Di-isopropyl ether	6.167	45	1292430	47.34	ug/L	98
24) Chloroprene	6.271	53	523494	39.03	ug/L	99
25) 1,1-Dichloroethane	6.308	63	593927	38.63	ug/L	100
26) Acrylonitrile	6.375	53	609505	233.09	ug/L	98
27) ETBE	6.789	59	937928	55.43	ug/L	100
28) Vinyl acetate	6.759	43	3959738	221.88	ug/L	99
29) cis-1,2-Dichloroethene	7.240	96	279081	43.81	ug/L	95
30) 2,2-Dichloropropane	7.417	77	87856	28.74	ug/L	100
31) Bromochloromethane	7.582	128	147219	40.65	ug/L	98
32) Cyclohexane	7.606	56	574867	36.18	ug/L	99
33) Chloroform	7.740	83	522834	37.46	ug/L	98
34) Ethyl acetate	7.996	43	1524006	235.67	ug/L	100

Quantitation Report (QT Reviewed)

Data Path : C:\msdchem\2\DATA\121418\
Data File : I59343.D
Acq On : 14 Dec 2018 9:46 am
Operator : ANAJ
Sample : CC1803-5 Inst : MSVOA16
Misc : MS42113,VI1805,,,,,
ALS Vial : 2 Sample Multiplier: 1

Quant Time: Dec 14 10:05:54 2018
Quant Method : C:\msdchem\2\METHODS\I-December1218.M
Quant Title : SW-846 Method 5035A/8260B
QLast Update : Wed Dec 12 16:08:16 2018
Response via : Initial Calibration

Compound	R.T.	QIon	Response	Conc	Units	Dev(Min)
35) Tetrahydrofuran	8.027	42	196911m	46.55	ug/L	
37) Carbon Tetrachloride	7.984	117	321792	33.60	ug/L	98
38) 1,1,1-Trichloroethane	8.094	97	402378	35.24	ug/L	99
39) 2-Butanone	8.301	43	652045	243.98	ug/L	98
40) 1,1-Dichloropropene	8.331	75	382831	40.25	ug/L	99
41) tert-Butyl formate	8.557	59	1020120	334.24	ug/L	99
42) Propionitrile	8.783	54	429036	482.43	ug/L	98
43) Methacrylonitrile	8.831	41	2017215	446.72	ug/L	99
44) Benzene	8.770	78	1064750	42.21	ug/L	99
45) TAME	9.014	73	604965	51.72	ug/L	98
47) 1,2-Dichloroethane	9.087	62	475411	37.89	ug/L	96
48) Trichloroethene	9.642	95	297119	39.49	ug/L	99
49) Methylcyclohexane	9.630	83	479757	39.57	ug/L	99
50) Dibromomethane	10.136	93	177232	40.67	ug/L	97
51) 1,2-Dichloropropane	10.240	63	336236	42.93	ug/L	97
52) Bromodichloromethane	10.331	83	375544	39.05	ug/L	99
53) Methyl methacrylate	10.508	41	233704	47.25	ug/L	99
54) 2-Chloroethyl vinyl ether	10.910	63	836254	205.61	ug/L	99
55) cis-1,3-Dichloropropene	10.965	75	473111	39.42	ug/L	97
58) Toluene	11.191	91	1124147	40.11	ug/L	99
59) 2-Nitropropane	11.380	41	365348	233.48	ug/L	98
60) 4-Methyl-2-pentanone	11.520	43	1609690	235.43	ug/L	99
61) trans-1,3-Dichloropropene	11.563	75	403004	40.93	ug/L	100
62) Tetrachloroethene	11.550	166	297927	40.80	ug/L	98
63) Ethyl methacrylate	11.697	69	298482	44.24	ug/L	98
64) 1,1,2-Trichloroethane	11.697	83	216135	41.96	ug/L	97
65) Dibromochloromethane	11.855	129	274331	41.36	ug/L	99
66) 1,3-Dichloropropane	11.922	76	429555	43.53	ug/L	99
67) 1,2-Dibromoethane	12.050	107	239075	44.90	ug/L	100
68) 2-hexanone	12.209	43	1366004	235.68	ug/L	100
69) 1-Chlorohexane	12.434	91	397997	39.49	ug/L	97
70) Ethylbenzene	12.477	91	1320641	40.85	ug/L	98
71) Chlorobenzene	12.465	112	723435	38.80	ug/L	98
72) 1,1,1,2-Tetrachloroethane	12.514	131	261070	38.89	ug/L	99
73) m,p-Xylene	12.587	91	2013554	84.25	ug/L	99
74) o-Xylene	12.910	91	1068032	39.95	ug/L	99
75) Styrene	12.946	104	745539	40.61	ug/L	97
76) Bromoform	12.983	173	167144	43.45	ug/L	98
77) Isopropylbenzene	13.129	105	1150695	40.24	ug/L	99
80) cis-1,4-Dichloro-2-butene	13.373	53	116498	41.25	ug/L	90
81) n-Propylbenzene	13.422	91	1586610	42.44	ug/L	97
82) Bromobenzene	13.434	156	309995	40.36	ug/L	98
83) 1,1,2,2-Tetrachloroethane	13.471	83	311059	42.52	ug/L	99
84) 1,3,5-Trimethylbenzene	13.550	105	1016222	38.86	ug/L	98
85) 2-Chlorotoluene	13.666	91	973050	39.05	ug/L	98
86) trans-1,4-Dichloro-2-B...	13.593	53	113124	42.25	ug/L	95
87) 1,2,3-Trichloropropane	13.574	110	86207	43.13	ug/L	94
88) Cyclohexanone	13.617	55	105202	249.78	ug/L	97
89) 4-Chlorotoluene	13.666	91	973050	39.05	ug/L	98
90) tert-Butylbenzene	13.782	91	657934	38.79	ug/L	98

Quantitation Report (QT Reviewed)

Data Path : C:\msdchem\2\DATA\121418\
Data File : I59343.D
Acq On : 14 Dec 2018 9:46 am
Operator : ANAJ
Sample : CC1803-5 Inst : MSVOA16
Misc : MS42113,VI1805,,,,,
ALS Vial : 2 Sample Multiplier: 1

Quant Time: Dec 14 10:05:54 2018
Quant Method : C:\msdchem\2\METHODS\I-December1218.M
Quant Title : SW-846 Method 5035A/8260B
QLast Update : Wed Dec 12 16:08:16 2018
Response via : Initial Calibration

Compound	R.T.	QIon	Response	Conc	Units		Dev(Min)
92) 1,2,4-Trimethylbenzene	13.824	105	1070023	38.81	ug/L		99
93) Pentachloroethane	13.818	167	194819	39.16	ug/L		97
94) sec-Butylbenzene	13.904	105	1373442	39.79	ug/L		99
95) 4-Isopropyltoluene	13.989	119	1120711	39.87	ug/L		100
96) 1,3-Dichlorobenzene	14.080	146	596558	41.11	ug/L		99
97) 1,4-Dichlorobenzene	14.135	146	620393	37.99	ug/L		98
98) n-Butylbenzene	14.282	92	694081	40.19	ug/L		99
99) Benzyl Chloride	14.294	126	100374	43.52	ug/L	#	84
100) 1,2-Dichlorobenzene	14.428	146	583717	41.82	ug/L		97
101) 1,2-Dibromo-3-Chloropr...	14.964	75	49099	42.02	ug/L		93
102) Hexachlorobutadiene	15.373	225	221731	38.55	ug/L		99
103) 1,2,4-Trichlorobenzene	15.415	180	427707	40.63	ug/L		99
104) Naphthalene	15.629	128	830118	44.65	ug/L		100
105) 1,2,3-Trichlorobenzene	15.757	180	389223	40.84	ug/L		99
107) Ethanol	4.216	45	45976m	876.61	ug/L		
108) Acrolein	4.710	56	191915	205.81	ug/L		100
109) Tert Butyl Alcohol	5.734	59	294071	425.74	ug/L	#	69
110) Isobutyl alcohol	9.215	43	219371	895.12	ug/L		97
111) Tert Amyl Alcohol	9.337	59	158051	452.21	ug/L		96
112) 1,4-Dioxane	10.544	88	40558	887.17	ug/L		96
113) 3,3-Dimethyl-1-butanol	12.197	57	1358403	2083.82	ug/L		99

(#) = qualifier out of range (m) = manual integration (+) = signals summed

Quantitation Report (QT Reviewed)

Data Path : C:\msdchem\2\DATA\121418\
Data File : I59343.D
Acq On : 14 Dec 2018 9:46 am
Operator : ANAJ
Sample : CC1803-5 Inst : MSVOA16
Misc : MS42113,VI1805,,,,,
ALS Vial : 2 Sample Multiplier: 1

Quant Time: Dec 14 10:05:54 2018
Quant Method : C:\msdchem\2\METHODS\I-December1218.M
Quant Title : SW-846 Method 5035A/8260B
QLast Update : Wed Dec 12 16:08:16 2018
Response via : Initial Calibration

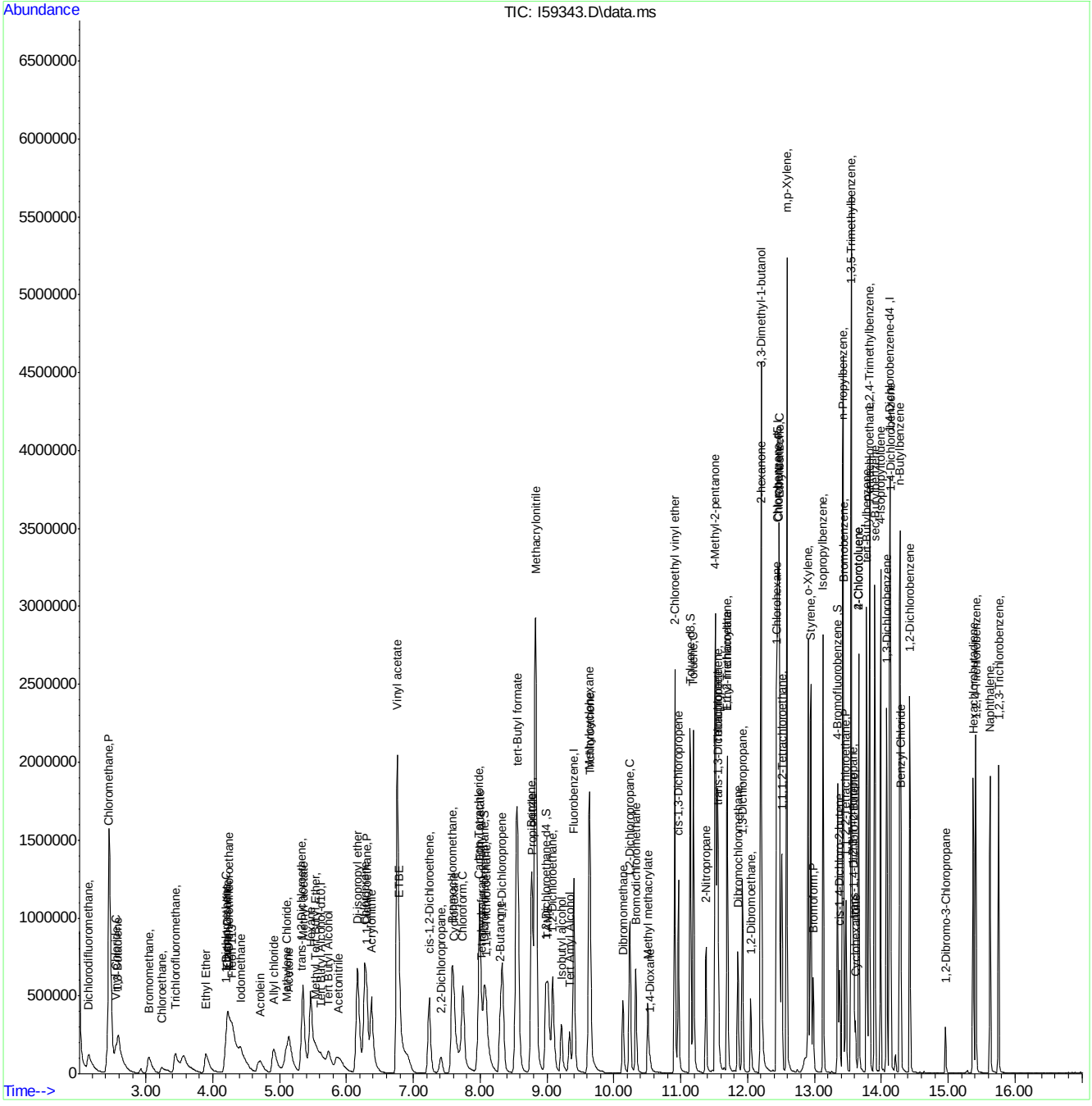

Manual Integration Approval Summary

Sample Number: VI1805-CC1803
Lab FileID: I59343.D
Injection Time: 12/14/18 09:46
Method: SW846 8260B
Analyst approved: 12/14/18 10:10 Ana Jimenez
Supervisor approved: 12/17/18 11:00 Melissa Mangual

Parameter	CAS	Sig#	R.T. (min.)	Reason
Ethyl Alcohol	64-17-5		4.22	Poor instrument integration
Freon 113	76-13-1		4.29	Poor instrument integration
Hexane	110-54-3		5.47	Poor instrument integration
Acetonitrile	75-05-8		5.87	Poor instrument integration
Tetrahydrofuran	109-99-9		8.03	Split peak

Quantitation Report (Qedit)

Data Path : C:\msdchem\2\DATA\121418\
Data File : I59343.D
Acq On : 14 Dec 2018 9:46 am
Operator : ANAJ
Sample : CC1803-5 Inst : MSVOA16
Misc : MS42113,VI1805,,,,,
ALS Vial : 2 Sample Multiplier: 1

Quant Time: Dec 14 10:03:03 2018
Quant Method : C:\msdchem\2\METHODS\I-December1218.M
Quant Title : SW-846 Method 5035A/8260B
QLast Update : Wed Dec 12 16:08:16 2018
Response via : Initial Calibration

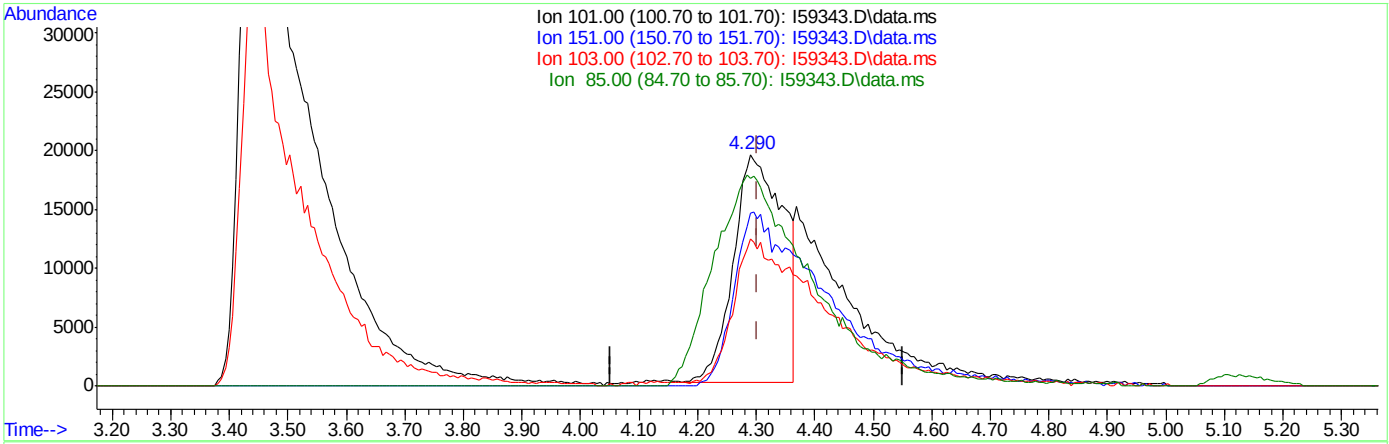

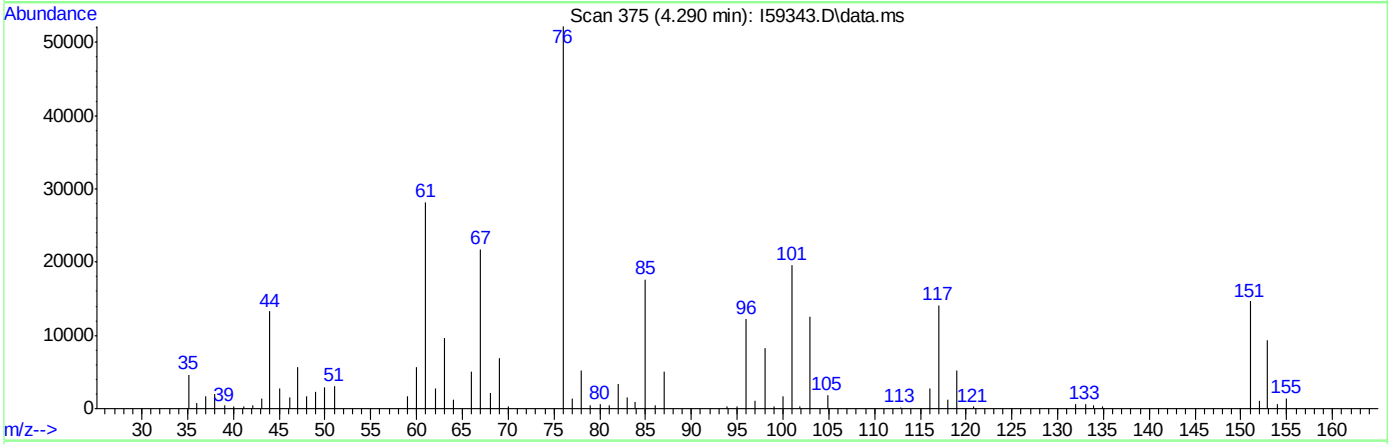

TIC: I59343.D\data.ms

(12) Freon 113

4.290min (-0.012) 19.43ug/L

response 113780

Ion	Exp%	Act%
101.00	100	100
151.00	76.00	76.04
103.00	62.90	63.28
85.00	61.60	82.91#

Quantitation Report (Qedit)

Data Path : C:\msdchem\2\DATA\121418\
Data File : I59343.D
Acq On : 14 Dec 2018 9:46 am
Operator : ANAJ
Sample : CC1803-5 Inst : MSVOA16
Misc : MS42113,VI1805,,,,,
ALS Vial : 2 Sample Multiplier: 1

Quant Time: Dec 14 10:03:03 2018
Quant Method : C:\msdchem\2\METHODS\I-December1218.M
Quant Title : SW-846 Method 5035A/8260B
QLast Update : Wed Dec 12 16:08:16 2018
Response via : Initial Calibration

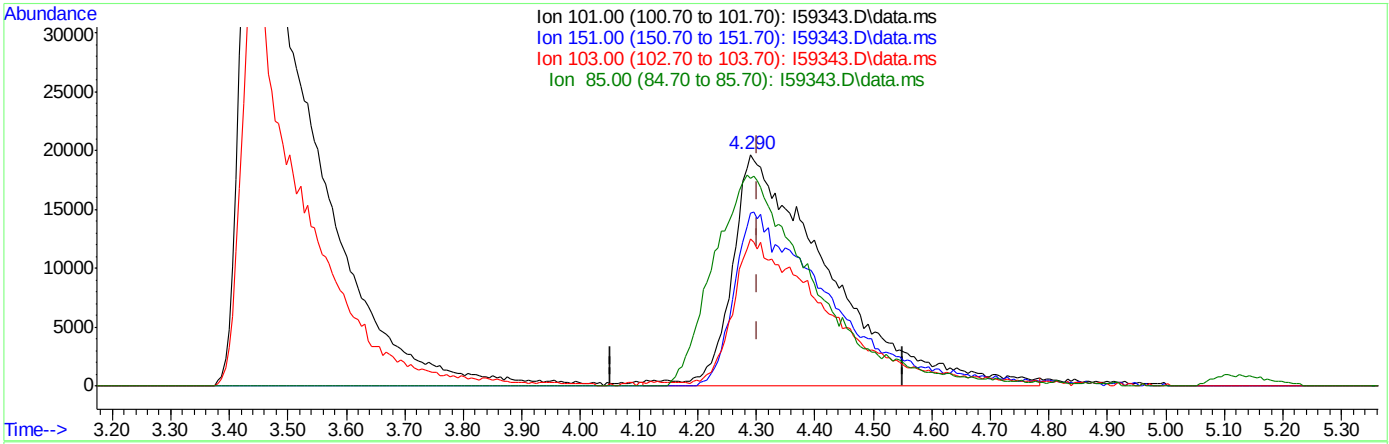

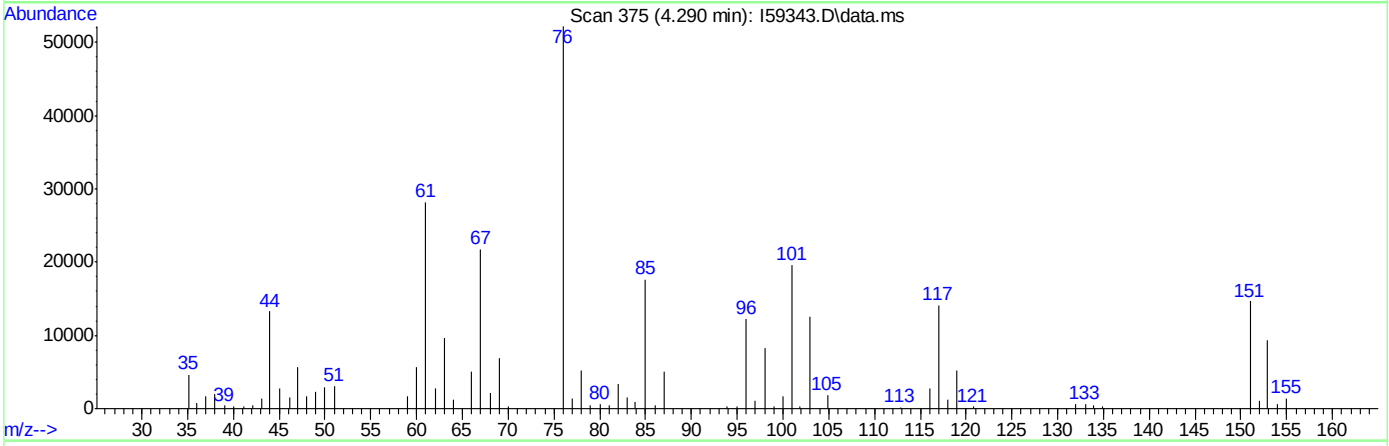

TIC: I59343.D\data.ms

(12) Freon 113

4.290min (-0.012) 38.30ug/L m

response 225375

Ion	Exp%	Act%
101.00	100	100
151.00	76.00	74.68
103.00	62.90	63.68
85.00	61.60	89.79#

Quantitation Report (Qedit)

Data Path : C:\msdchem\2\DATA\121418\
Data File : I59343.D
Acq On : 14 Dec 2018 9:46 am
Operator : ANAJ
Sample : CC1803-5 Inst : MSVOA16
Misc : MS42113,VI1805,,,,,
ALS Vial : 2 Sample Multiplier: 1

Quant Time: Dec 14 10:03:03 2018
Quant Method : C:\msdchem\2\METHODS\I-December1218.M
Quant Title : SW-846 Method 5035A/8260B
QLast Update : Wed Dec 12 16:08:16 2018
Response via : Initial Calibration

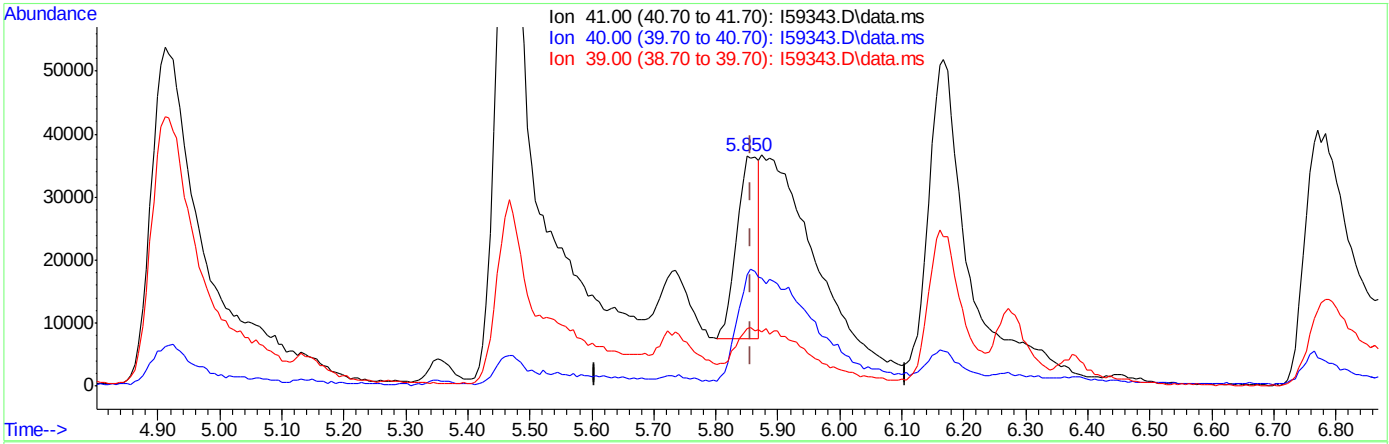

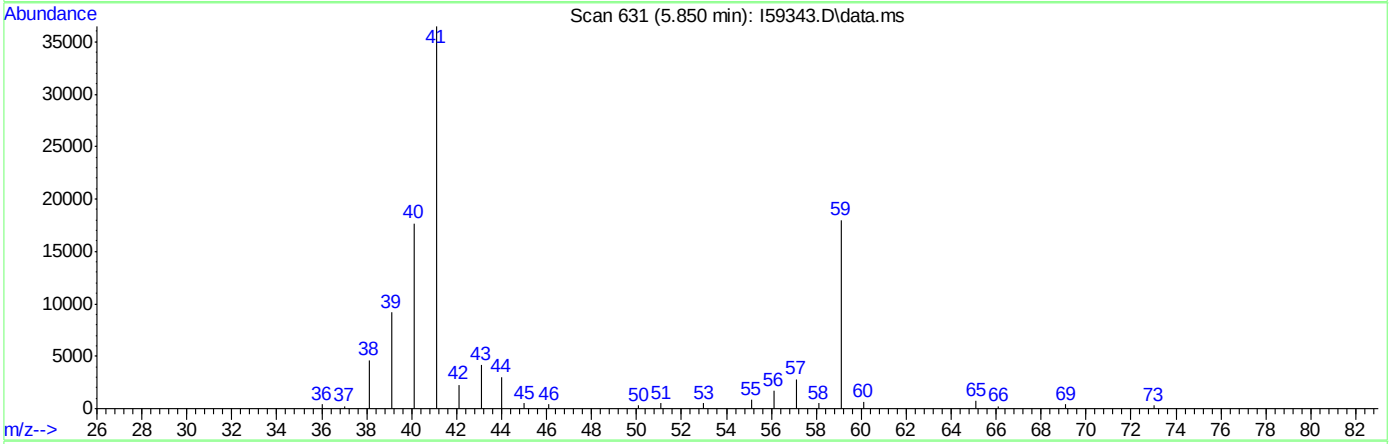

TIC: I59343.D\data.ms

(22) Acetonitrile

5.850min (-0.006) 91.26ug/L

response 70812

Ion	Exp%	Act%
41.00	100	100
40.00	48.70	58.25
39.00	22.70	19.95
0.00	0.00	0.00

Quantitation Report (Qedit)

Data Path : C:\msdchem\2\DATA\121418\
Data File : I59343.D
Acq On : 14 Dec 2018 9:46 am
Operator : ANAJ
Sample : CC1803-5 Inst : MSVOA16
Misc : MS42113,VI1805,,,,,
ALS Vial : 2 Sample Multiplier: 1

Quant Time: Dec 14 10:03:03 2018
Quant Method : C:\msdchem\2\METHODS\I-December1218.M
Quant Title : SW-846 Method 5035A/8260B
QLast Update : Wed Dec 12 16:08:16 2018
Response via : Initial Calibration

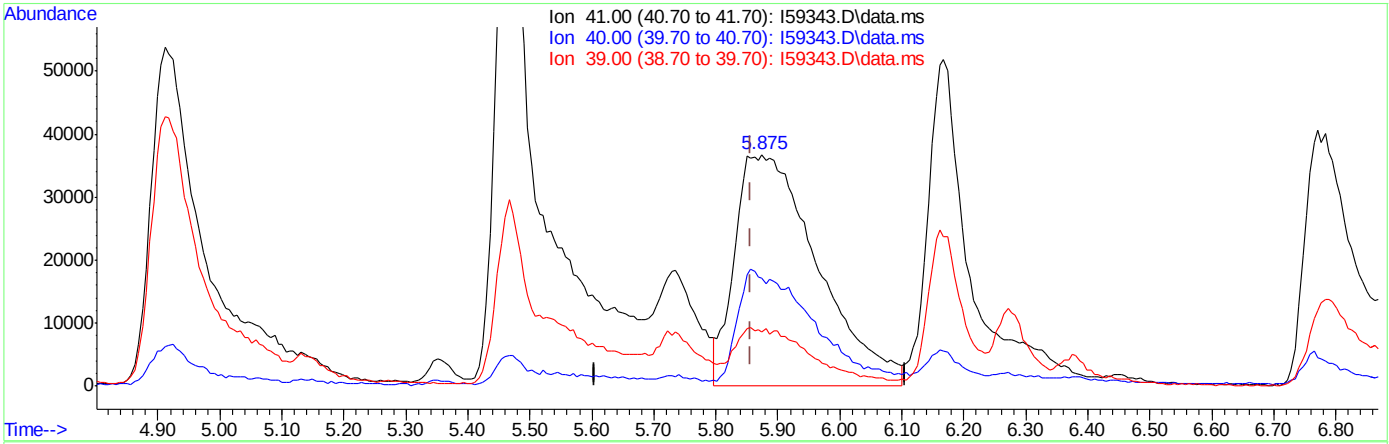

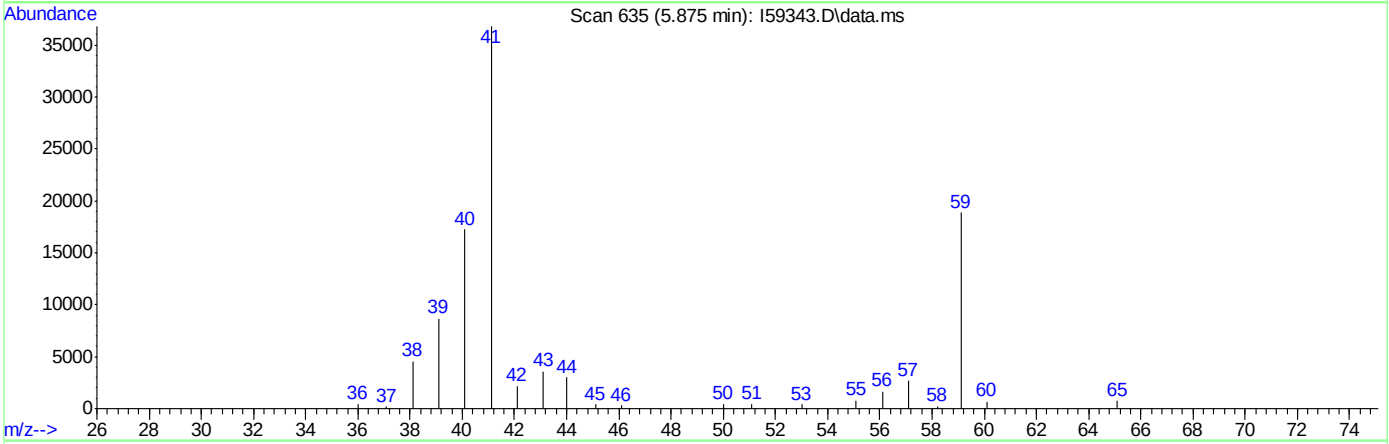

TIC: I59343.D\data.ms

(22) Acetonitrile

5.875min (+0.019) 435.69ug/L m

response 343050

Ion	Exp%	Act%
41.00	100	100
40.00	48.70	46.85
39.00	22.70	23.49
0.00	0.00	0.00

Quantitation Report (Qedit)

Data Path : C:\msdchem\2\DATA\121418\
Data File : I59343.D
Acq On : 14 Dec 2018 9:46 am
Operator : ANAJ
Sample : CC1803-5 Inst : MSVOA16
Misc : MS42113,VI1805,,,,,
ALS Vial : 2 Sample Multiplier: 1

Quant Time: Dec 14 10:03:03 2018
Quant Method : C:\msdchem\2\METHODS\I-December1218.M
Quant Title : SW-846 Method 5035A/8260B
QLast Update : Wed Dec 12 16:08:16 2018
Response via : Initial Calibration

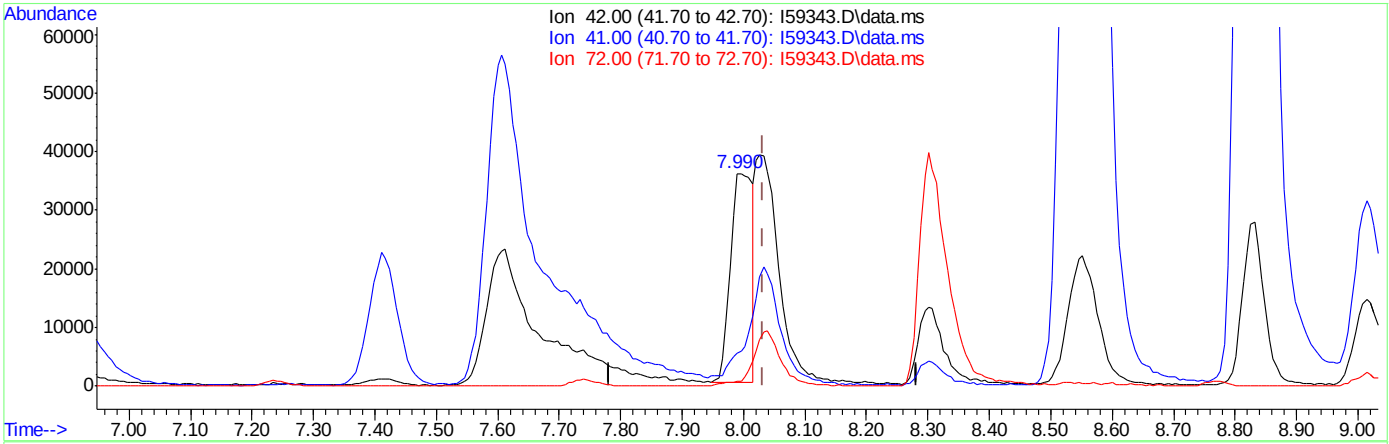

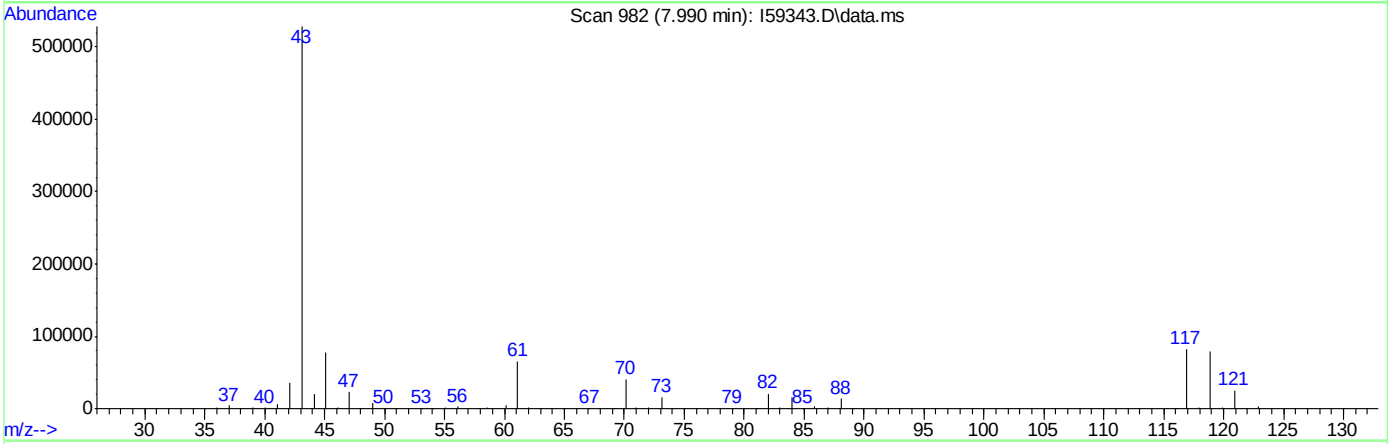

TIC: I59343.D\data.ms

(35) Tetrahydrofuran

7.990min (-0.043) 20.82ug/L

response 87582

Ion	Exp%	Act%
42.00	100	100
41.00	43.10	10.52#
72.00	20.80	2.48
0.00	0.00	0.00

Quantitation Report (Qedit)

Data Path : C:\msdchem\2\DATA\121418\
Data File : I59343.D
Acq On : 14 Dec 2018 9:46 am
Operator : ANAJ
Sample : CC1803-5 Inst : MSVOA16
Misc : MS42113,VI1805,,,,,
ALS Vial : 2 Sample Multiplier: 1

Quant Time: Dec 14 10:03:03 2018
Quant Method : C:\msdchem\2\METHODS\I-December1218.M
Quant Title : SW-846 Method 5035A/8260B
QLast Update : Wed Dec 12 16:08:16 2018
Response via : Initial Calibration

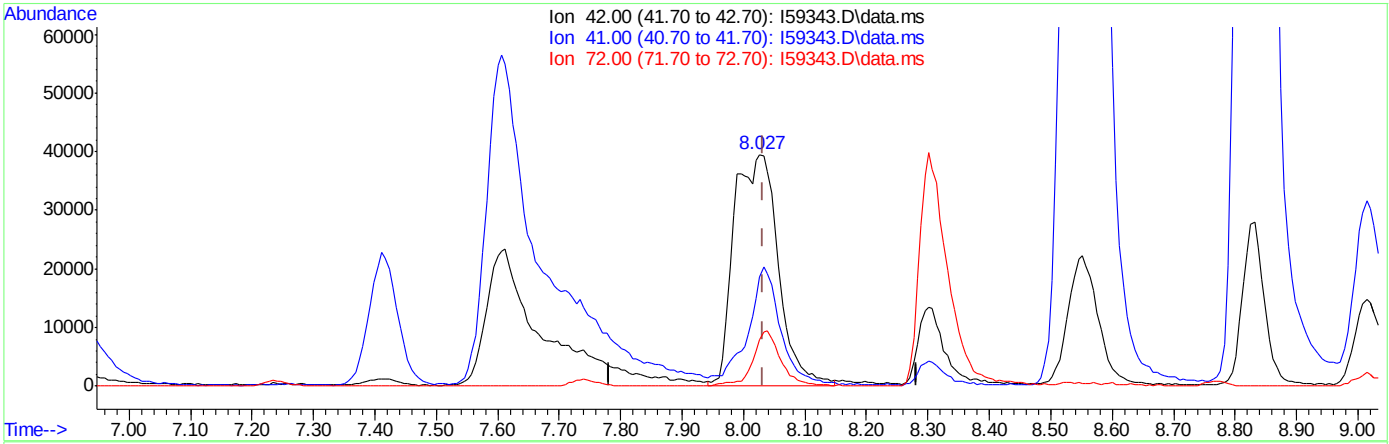

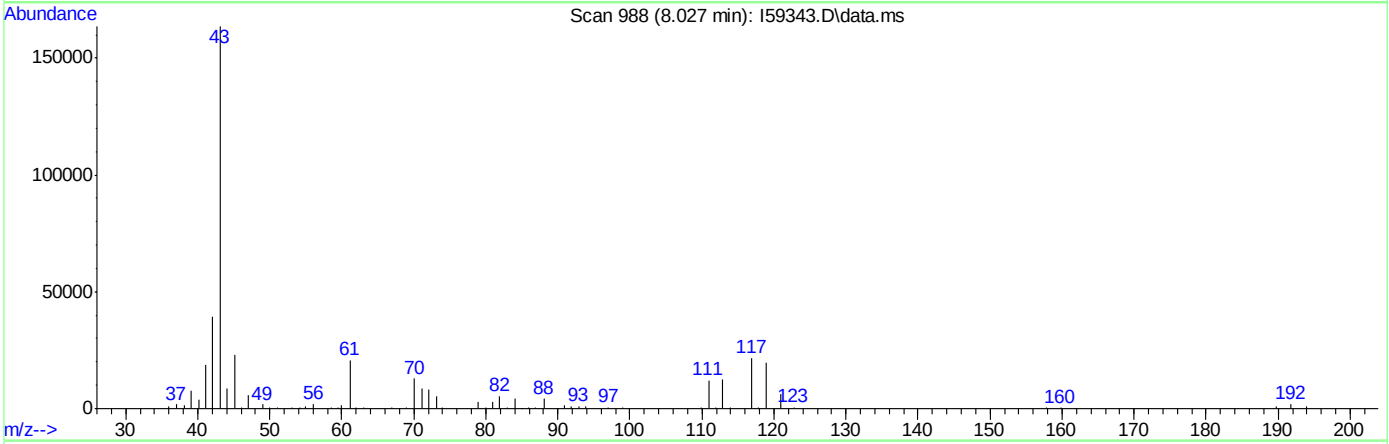

TIC: I59343.D\data.ms

(35) Tetrahydrofuran

8.027min (-0.006) 46.55ug/L m

response 196911

Ion	Exp%	Act%
42.00	100	100
41.00	43.10	47.15
72.00	20.80	20.17
0.00	0.00	0.00

Quantitation Report (Qedit)

Data Path : C:\msdchem\2\DATA\121418\
Data File : I59343.D
Acq On : 14 Dec 2018 9:46 am
Operator : ANAJ
Sample : CC1803-5 Inst : MSVOA16
Misc : MS42113,VI1805,,,,,
ALS Vial : 2 Sample Multiplier: 1

Quant Time: Dec 14 10:04:46 2018
Quant Method : C:\msdchem\2\METHODS\I-December1218.M
Quant Title : SW-846 Method 5035A/8260B
QLast Update : Wed Dec 12 16:08:16 2018
Response via : Initial Calibration

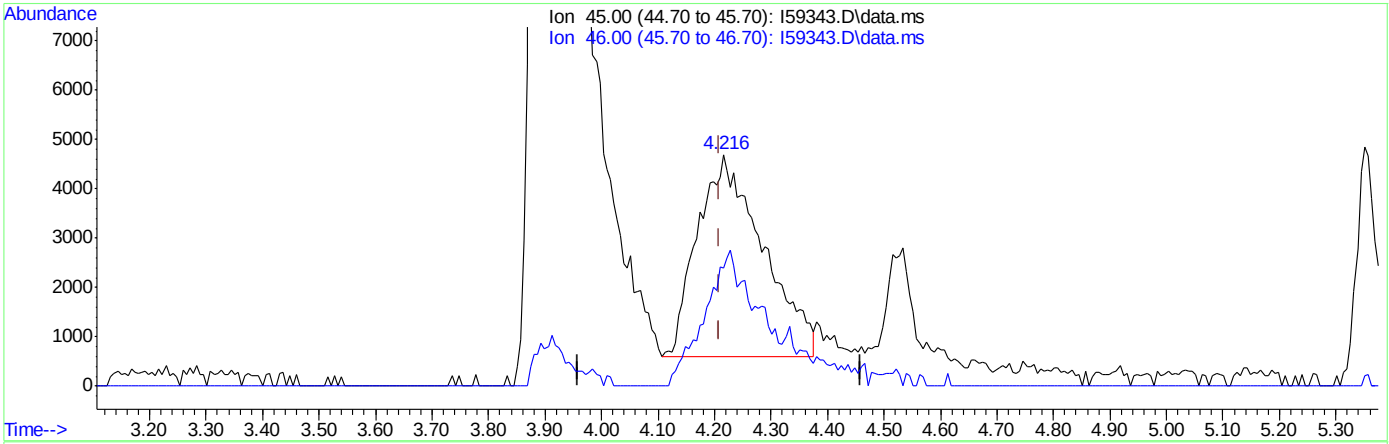

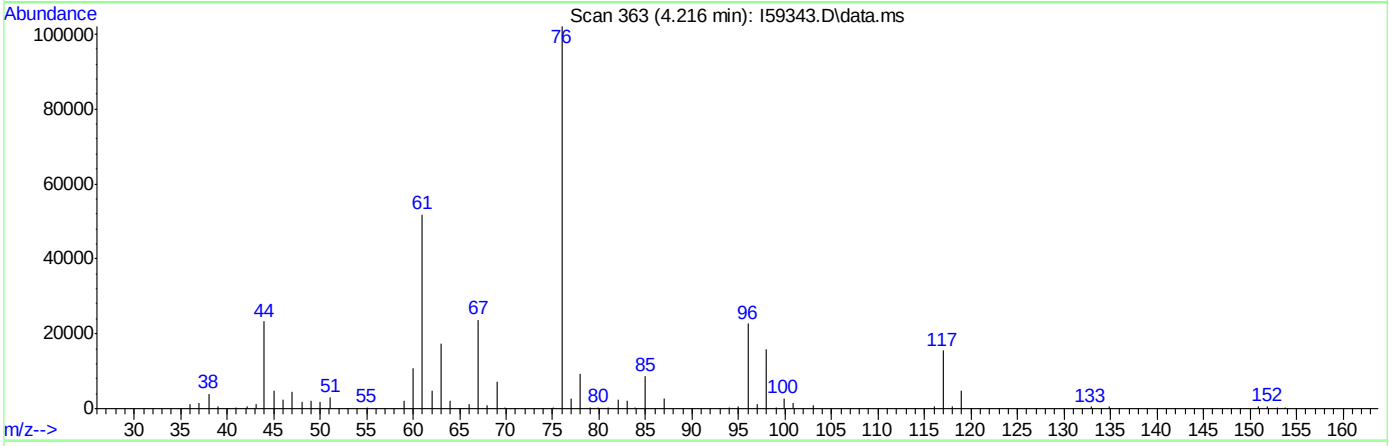

TIC: I59343.D\data.ms

(107) Ethanol

4.216min (+0.006) 607.09ug/L

response 32728

Ion	Exp%	Act%
45.00	100	100
46.00	49.10	58.34
0.00	0.00	0.00
0.00	0.00	0.00

Quantitation Report (Qedit)

Data Path : C:\msdchem\2\DATA\121418\
Data File : I59343.D
Acq On : 14 Dec 2018 9:46 am
Operator : ANAJ
Sample : CC1803-5 Inst : MSVOA16
Misc : MS42113,VI1805,,,,,
ALS Vial : 2 Sample Multiplier: 1

Quant Time: Dec 14 10:04:46 2018
Quant Method : C:\msdchem\2\METHODS\I-December1218.M
Quant Title : SW-846 Method 5035A/8260B
QLast Update : Wed Dec 12 16:08:16 2018
Response via : Initial Calibration

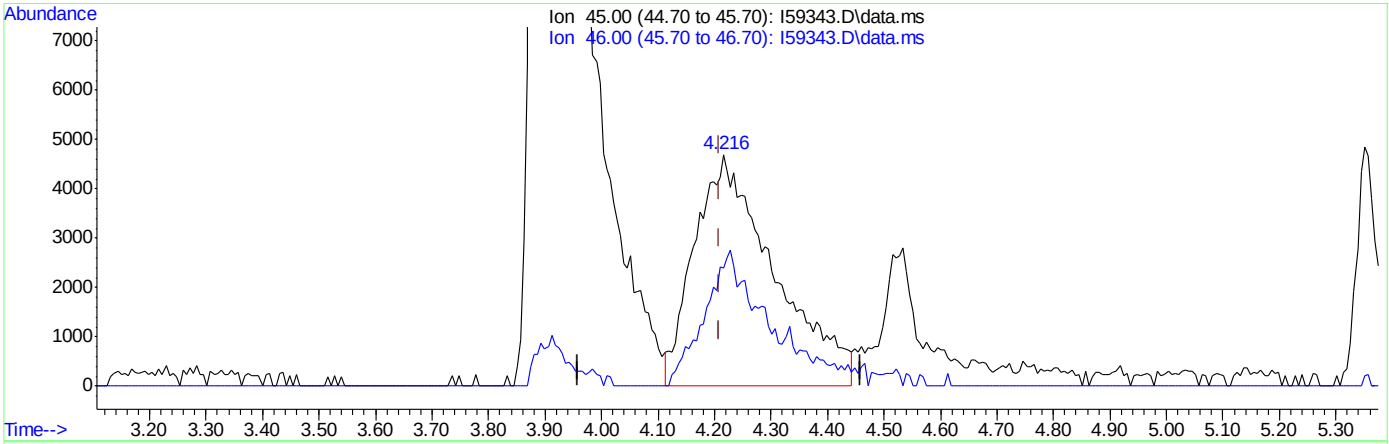

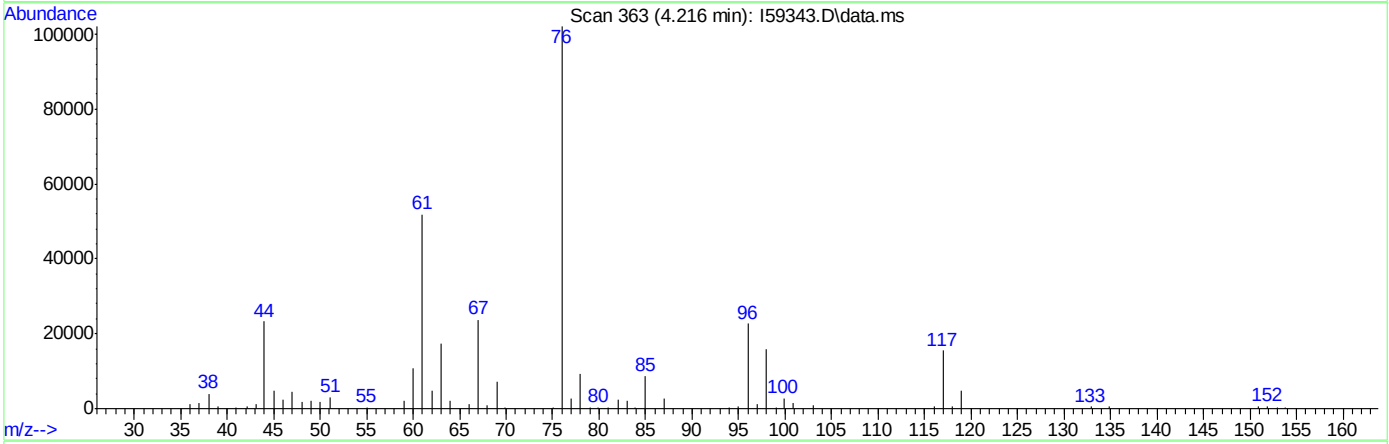

TIC: I59343.D\data.ms

(107) Ethanol

4.216min (+0.006) 876.61ug/L m

response 45976

Ion	Exp%	Act%
45.00	100	100
46.00	49.10	50.79
0.00	0.00	0.00
0.00	0.00	0.00

Quantitation Report (Qedit)

Data Path : C:\msdchem\2\DATA\121418\
Data File : I59343.D
Acq On : 14 Dec 2018 9:46 am
Operator : ANAJ
Sample : CC1803-5 Inst : MSVOA16
Misc : MS42113,VI1805,,,,,
ALS Vial : 2 Sample Multiplier: 1

Quant Time: Dec 14 10:04:46 2018
Quant Method : C:\msdchem\2\METHODS\I-December1218.M
Quant Title : SW-846 Method 5035A/8260B
QLast Update : Wed Dec 12 16:08:16 2018
Response via : Initial Calibration

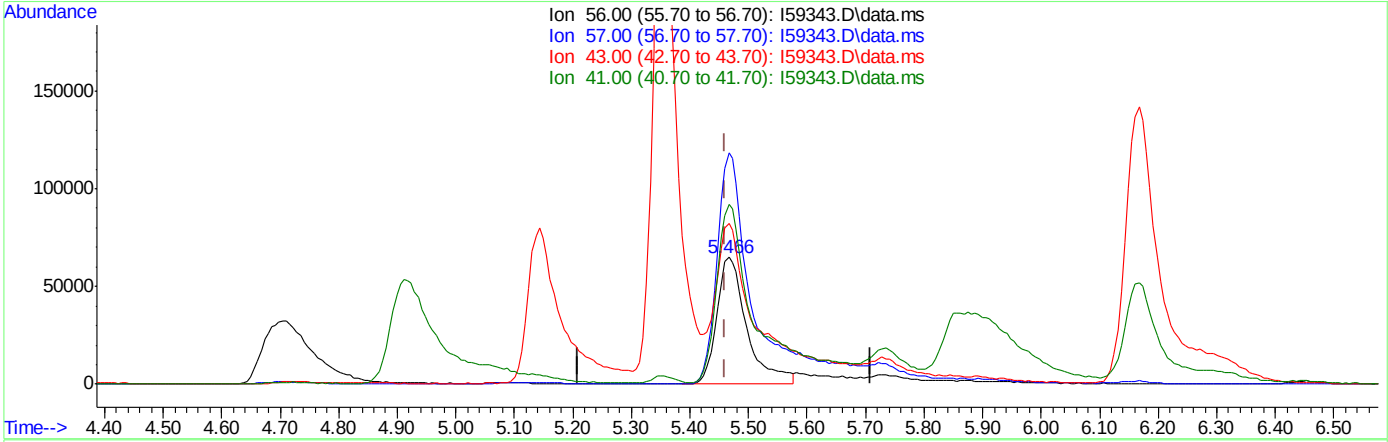

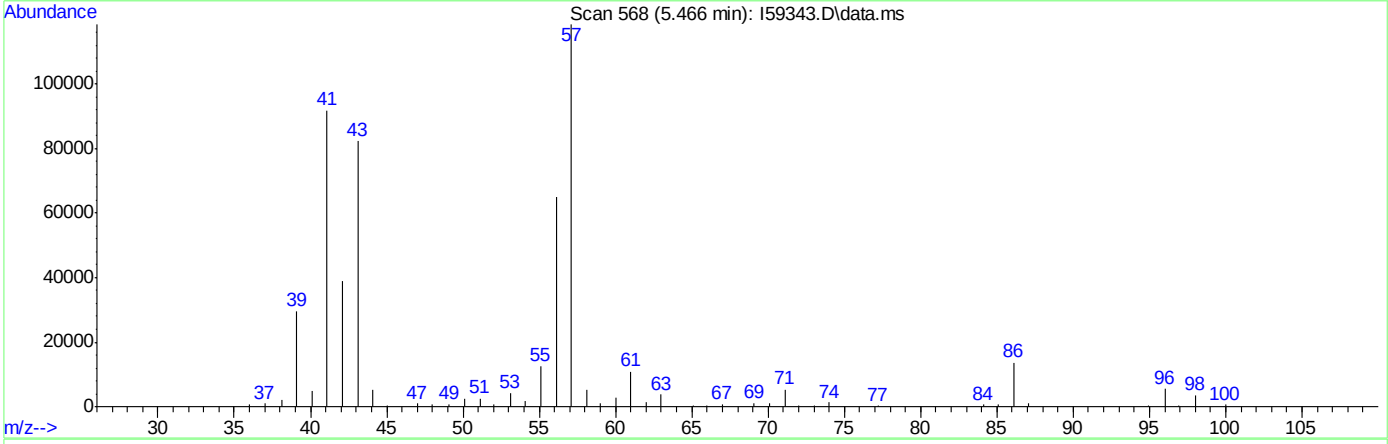

TIC: I59343.D\data.ms

(20) Hexane

5.466min (+0.006) 25.63ug/L

response 231636

Ion	Exp%	Act%
56.00	100	100
57.00	178.70	182.67
43.00	127.40	100.88#
41.00	142.50	139.29

Quantitation Report (Qedit)

Data Path : C:\msdchem\2\DATA\121418\
Data File : I59343.D
Acq On : 14 Dec 2018 9:46 am
Operator : ANAJ
Sample : CC1803-5 Inst : MSVOA16
Misc : MS42113,VI1805,,,,,
ALS Vial : 2 Sample Multiplier: 1

Quant Time: Dec 14 10:04:46 2018
Quant Method : C:\msdchem\2\METHODS\I-December1218.M
Quant Title : SW-846 Method 5035A/8260B
QLast Update : Wed Dec 12 16:08:16 2018
Response via : Initial Calibration

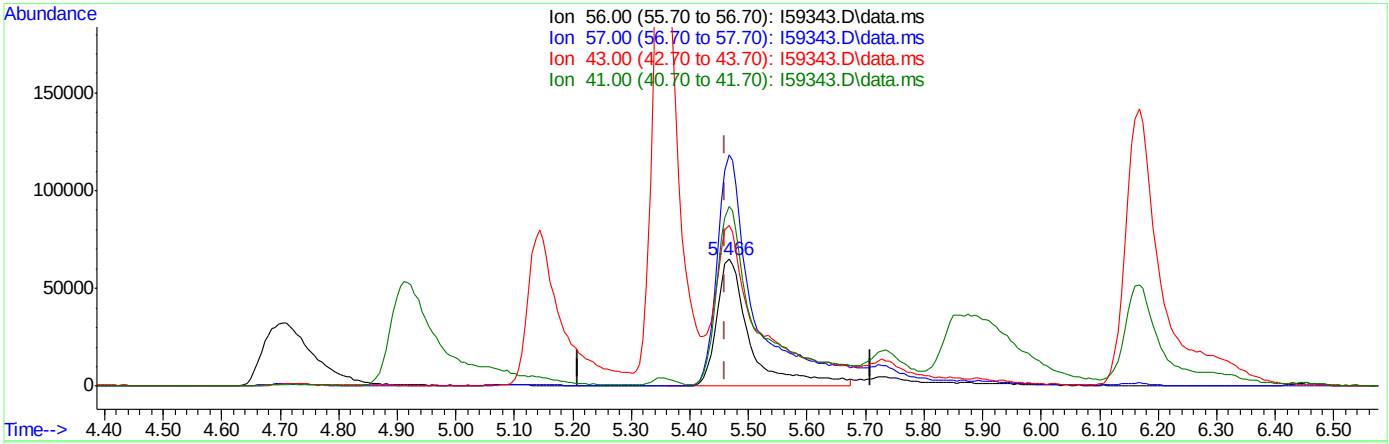

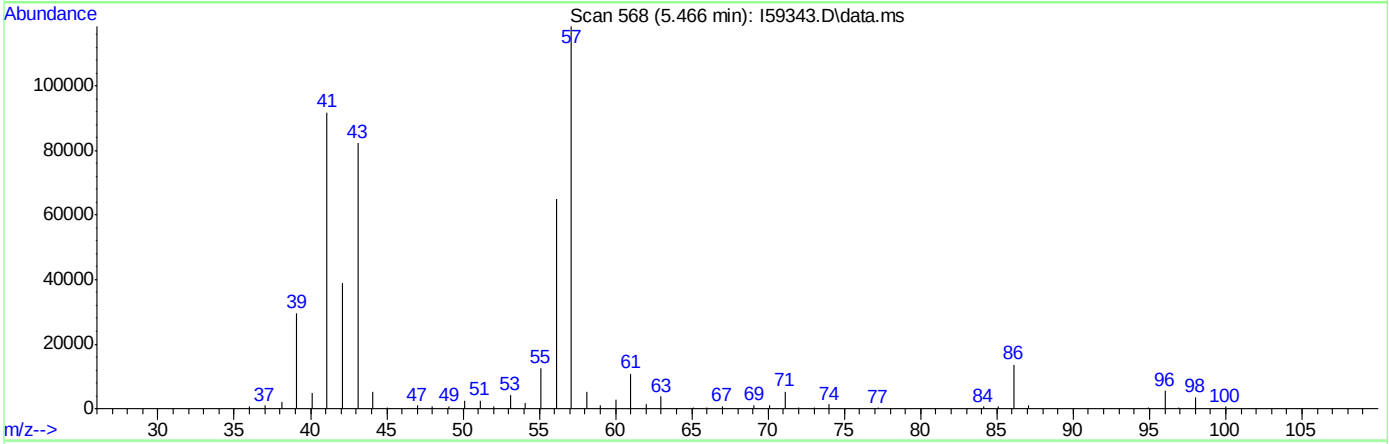

TIC: I59343.D\data.ms

(20) Hexane

5.466min (+0.006) 28.46ug/L m

response 257482

Ion	Exp%	Act%
56.00	100	100
57.00	178.70	182.67
43.00	127.40	126.78
41.00	142.50	141.48

Manual Integrations APPROVED (compounds with "m" flag)
Melissa Mangual 12/17/18 11:03

Quantitation Report (QT Reviewed)

Data Path : C:\msdchem\2\DATA\121418\
Data File : I59370.D
Acq On : 14 Dec 2018 8:57 pm
Operator : ANAJ
Sample : ECC1803-5 Inst : MSVOA16
Misc : MS42125,VI1805,,,,,
ALS Vial : 25 Sample Multiplier: 1

Quant Time: Dec 15 09:49:40 2018
Quant Method : C:\msdchem\2\METHODS\I-December1218.M
Quant Title : SW-846 Method 5035A/8260B
QLast Update : Thu Dec 13 09:55:26 2018
Response via : Initial Calibration

Compound	R.T.	QIon	Response	Conc	Units	Dev(Min)
Internal Standards						
1) Fluorobenzene	9.405	96	1015675	50.00	ug/L	0.00
56) Chlorobenzene-d5	12.453	117	749543	50.00	ug/L	0.00
78) 1,4-Dichlorobenzene-d4	14.129	152	402107	50.00	ug/L	0.00
106) Tert Butyl Alcohol-d10	5.631	65	54769	250.00	ug/L	0.00
System Monitoring Compounds						
36) Dibromofluoromethane	8.069	113	297332	49.53	ug/L	0.00
Spiked Amount 50.000	Range 83 - 118		Recovery = 99.06%			
46) 1,2-Dichloroethane-d4	8.984	65	387192	47.90	ug/L	0.00
Spiked Amount 50.000	Range 79 - 125		Recovery = 95.80%			
57) Toluene-d8	11.148	98	980169	48.70	ug/L	0.00
Spiked Amount 50.000	Range 85 - 112		Recovery = 97.40%			
79) 4-Bromofluorobenzene	13.349	174	301839	49.50	ug/L	0.00
Spiked Amount 50.000	Range 83 - 118		Recovery = 99.00%			
Target Compounds						Qvalue
2) Dichlorodifluoromethane	2.156	85	228774	33.55	ug/L	97
3) Chloromethane	2.442	50	510253	39.20	ug/L	99
4) 1,3-Butadiene	2.601	39	208313	38.72	ug/L	93
5) Vinyl Chloride	2.552	62	268170	40.59	ug/L	98
6) Bromomethane	3.046	94	152369	36.38	ug/L	98
7) Chloroethane	3.253	64	91463	32.99	ug/L	97
8) Trichlorofluoromethane	3.448	101	364405	37.65	ug/L	100
9) Ethyl Ether	3.906	59	184699	42.15	ug/L	92
10) 1,2-Dichlorotrifluoroe...	4.247	67	244113	37.62	ug/L	99
11) 1,1-Dichloroethene	4.216	61	364655	38.47	ug/L	98
12) Freon 113	4.302	101	195188	35.77	ug/L	95
13) Carbon Disulfide	4.235	76	574042	39.00	ug/L	98
14) Iodomethane	4.430	142	279853	38.19	ug/L	99
15) Allyl chloride	4.918	41	300170	39.26	ug/L	96
16) Methylene Chloride	5.119	49	341291	42.53	ug/L	95
17) Acetone	5.149	43	287719	203.15	ug/L	97
18) Methyl acetate	5.357	43	695861	192.53	ug/L	99
19) trans-1,2-Dichloroethene	5.338	61	348097	39.94	ug/L	98
20) Hexane	5.466	56	325498	38.60	ug/L	98
21) Methyl Tert Butyl Ether	5.539	73	390657	45.64	ug/L	94
22) Acetonitrile	5.869	41	349456	477.50	ug/L	98
23) Di-isopropyl ether	6.173	45	927946	37.58	ug/L	98
24) Chloroprene	6.277	53	464974	37.46	ug/L	99
25) 1,1-Dichloroethane	6.308	63	554092	38.84	ug/L	99
26) Acrylonitrile	6.381	53	549430	226.46	ug/L	98
27) ETBE	6.789	59	574019	38.02	ug/L	99
28) Vinyl acetate	6.765	43	3525620	212.92	ug/L	100
29) cis-1,2-Dichloroethene	7.240	96	244132	41.30	ug/L	98
30) 2,2-Dichloropropane	7.417	77	88331	31.14	ug/L	99
31) Bromochloromethane	7.582	128	136580	40.65	ug/L	96
32) Cyclohexane	7.612	56	542541	36.76	ug/L	98
33) Chloroform	7.746	83	487093	37.61	ug/L	99
34) Ethyl acetate	7.996	43	1351092	225.84	ug/L	100

Quantitation Report (QT Reviewed)

Data Path : C:\msdchem\2\DATA\121418\
Data File : I59370.D
Acq On : 14 Dec 2018 8:57 pm
Operator : ANAJ
Sample : ECC1803-5 Inst : MSVOA16
Misc : MS42125,VI1805,,,,,
ALS Vial : 25 Sample Multiplier: 1

Quant Time: Dec 15 09:49:40 2018
Quant Method : C:\msdchem\2\METHODS\I-December1218.M
Quant Title : SW-846 Method 5035A/8260B
QLast Update : Thu Dec 13 09:55:26 2018
Response via : Initial Calibration

Compound	R.T.	QIon	Response	Conc	Units	Dev(Min)
35) Tetrahydrofuran	8.033	42	177276m	45.18	ug/L	
37) Carbon Tetrachloride	7.990	117	336016	37.82	ug/L	99
38) 1,1,1-Trichloroethane	8.100	97	393499	37.14	ug/L	98
39) 2-Butanone	8.307	43	562520	228.33	ug/L	99
40) 1,1-Dichloropropene	8.338	75	344708	39.13	ug/L	97
41) tert-Butyl formate	8.557	59	979690	345.10	ug/L	92
42) Propionitrile	8.789	54	391773	474.80	ug/L	100
43) Methacrylonitrile	8.831	41	1966543	470.94	ug/L	99
44) Benzene	8.777	78	987512	42.19	ug/L	97
45) TAME	9.020	73	385427	37.00	ug/L	92
47) 1,2-Dichloroethane	9.088	62	447787	38.47	ug/L	96
48) Trichloroethene	9.642	95	282283	40.44	ug/L	99
49) Methylcyclohexane	9.636	83	448396	39.85	ug/L	97
50) Dibromomethane	10.136	93	163494	40.44	ug/L	97
51) 1,2-Dichloropropane	10.240	63	303690	41.79	ug/L	97
52) Bromodichloromethane	10.331	83	348785	39.09	ug/L	98
53) Methyl methacrylate	10.514	41	191024	42.66	ug/L	98
54) 2-Chloroethyl vinyl ether	10.910	63	798064	211.16	ug/L	97
55) cis-1,3-Dichloropropene	10.971	75	426140	38.31	ug/L	99
58) Toluene	11.191	91	1064582	39.97	ug/L	99
59) 2-Nitropropane	11.380	41	331789	223.11	ug/L	98
60) 4-Methyl-2-pentanone	11.520	43	1516778	233.50	ug/L	99
61) trans-1,3-Dichloropropene	11.563	75	357434	38.39	ug/L	96
62) Tetrachloroethene	11.550	166	308136	44.41	ug/L	98
63) Ethyl methacrylate	11.697	69	262098	41.28	ug/L	96
64) 1,1,2-Trichloroethane	11.697	83	207014	42.28	ug/L	98
65) Dibromochloromethane	11.855	129	256556	40.70	ug/L	99
66) 1,3-Dichloropropane	11.922	76	402671	42.93	ug/L	98
67) 1,2-Dibromoethane	12.050	107	216728	42.83	ug/L	100
68) 2-hexanone	12.209	43	1288784	234.00	ug/L	97
69) 1-Chlorohexane	12.434	91	373489	39.02	ug/L	97
70) Ethylbenzene	12.477	91	1244689	40.52	ug/L	98
71) Chlorobenzene	12.465	112	692972	39.11	ug/L	98
72) 1,1,1,2-Tetrachloroethane	12.514	131	248433	38.94	ug/L	99
73) m,p-Xylene	12.587	91	1927254	84.85	ug/L	99
74) o-Xylene	12.910	91	956068	37.72	ug/L	100
75) Styrene	12.947	104	699136	40.09	ug/L	99
76) Bromoform	12.983	173	154369	42.22	ug/L	99
77) Isopropylbenzene	13.129	105	1084810	39.93	ug/L	100
80) cis-1,4-Dichloro-2-butene	13.379	53	97792	36.75	ug/L	94
81) n-Propylbenzene	13.428	91	1519242	42.77	ug/L	100
82) Bromobenzene	13.434	156	300596	41.20	ug/L	99
83) 1,1,2,2-Tetrachloroethane	13.471	83	296255	42.62	ug/L	99
84) 1,3,5-Trimethylbenzene	13.550	105	976543	39.31	ug/L	97
85) 2-Chlorotoluene	13.666	91	920585	38.89	ug/L	99
86) trans-1,4-Dichloro-2-B...	13.593	53	97451	38.54	ug/L	99
87) 1,2,3-Trichloropropane	13.574	110	80855	42.58	ug/L	98
88) Cyclohexanone	13.617	55	86938	219.71	ug/L	95
89) 4-Chlorotoluene	13.666	91	920585	38.89	ug/L	99
90) tert-Butylbenzene	13.782	91	623632	38.70	ug/L	96

Quantitation Report (QT Reviewed)

Data Path : C:\msdchem\2\DATA\121418\
Data File : I59370.D
Acq On : 14 Dec 2018 8:57 pm
Operator : ANAJ
Sample : ECC1803-5 Inst : MSVOA16
Misc : MS42125,VI1805,,,,,
ALS Vial : 25 Sample Multiplier: 1

Quant Time: Dec 15 09:49:40 2018
Quant Method : C:\msdchem\2\METHODS\I-December1218.M
Quant Title : SW-846 Method 5035A/8260B
QLast Update : Thu Dec 13 09:55:26 2018
Response via : Initial Calibration

Compound	R.T.	QIon	Response	Conc	Units		Dev(Min)
92) 1,2,4-Trimethylbenzene	13.824	105	1024993	39.13	ug/L		98
93) Pentachloroethane	13.818	167	172619	36.52	ug/L		96
94) sec-Butylbenzene	13.904	105	1312540	40.02	ug/L		99
95) 4-Isopropyltoluene	13.989	119	1073931	40.21	ug/L		99
96) 1,3-Dichlorobenzene	14.080	146	573425	41.59	ug/L		99
97) 1,4-Dichlorobenzene	14.135	146	605453	39.02	ug/L		98
98) n-Butylbenzene	14.282	92	646202	39.40	ug/L		100
99) Benzyl Chloride	14.294	126	80226	37.14	ug/L	#	90
100) 1,2-Dichlorobenzene	14.428	146	555977	41.93	ug/L		98
101) 1,2-Dibromo-3-Chloropr...	14.964	75	43474	39.39	ug/L		95
102) Hexachlorobutadiene	15.373	225	199912	36.59	ug/L		98
103) 1,2,4-Trichlorobenzene	15.416	180	380686	38.19	ug/L		99
104) Naphthalene	15.629	128	713717	40.73	ug/L		99
105) 1,2,3-Trichlorobenzene	15.757	180	353764	39.11	ug/L		99
107) Ethanol	4.235	45	39231m	1007.86	ug/L		
108) Acrolein	4.710	56	164891	235.02	ug/L		100
109) Tert Butyl Alcohol	5.741	59	290028	558.07	ug/L		81
110) Isobutyl alcohol	9.216	43	184047	1001.87	ug/L		95
111) Tert Amyl Alcohol	9.344	59	116865	444.81	ug/L		92
112) 1,4-Dioxane	10.545	88	30913	898.34	ug/L		98
113) 3,3-Dimethyl-1-butanol	12.197	57	1191593	2447.95	ug/L		99

(#) = qualifier out of range (m) = manual integration (+) = signals summed

Quantitation Report (QT Reviewed)

Data Path : C:\msdchem\2\DATA\121418\
Data File : I59370.D
Acq On : 14 Dec 2018 8:57 pm
Operator : ANAJ
Sample : ECC1803-5 Inst : MSVOA16
Misc : MS42125,VI1805,,,,,
ALS Vial : 25 Sample Multiplier: 1

Quant Time: Dec 15 09:49:40 2018
Quant Method : C:\msdchem\2\METHODS\I-December1218.M
Quant Title : SW-846 Method 5035A/8260B
QLast Update : Thu Dec 13 09:55:26 2018
Response via : Initial Calibration

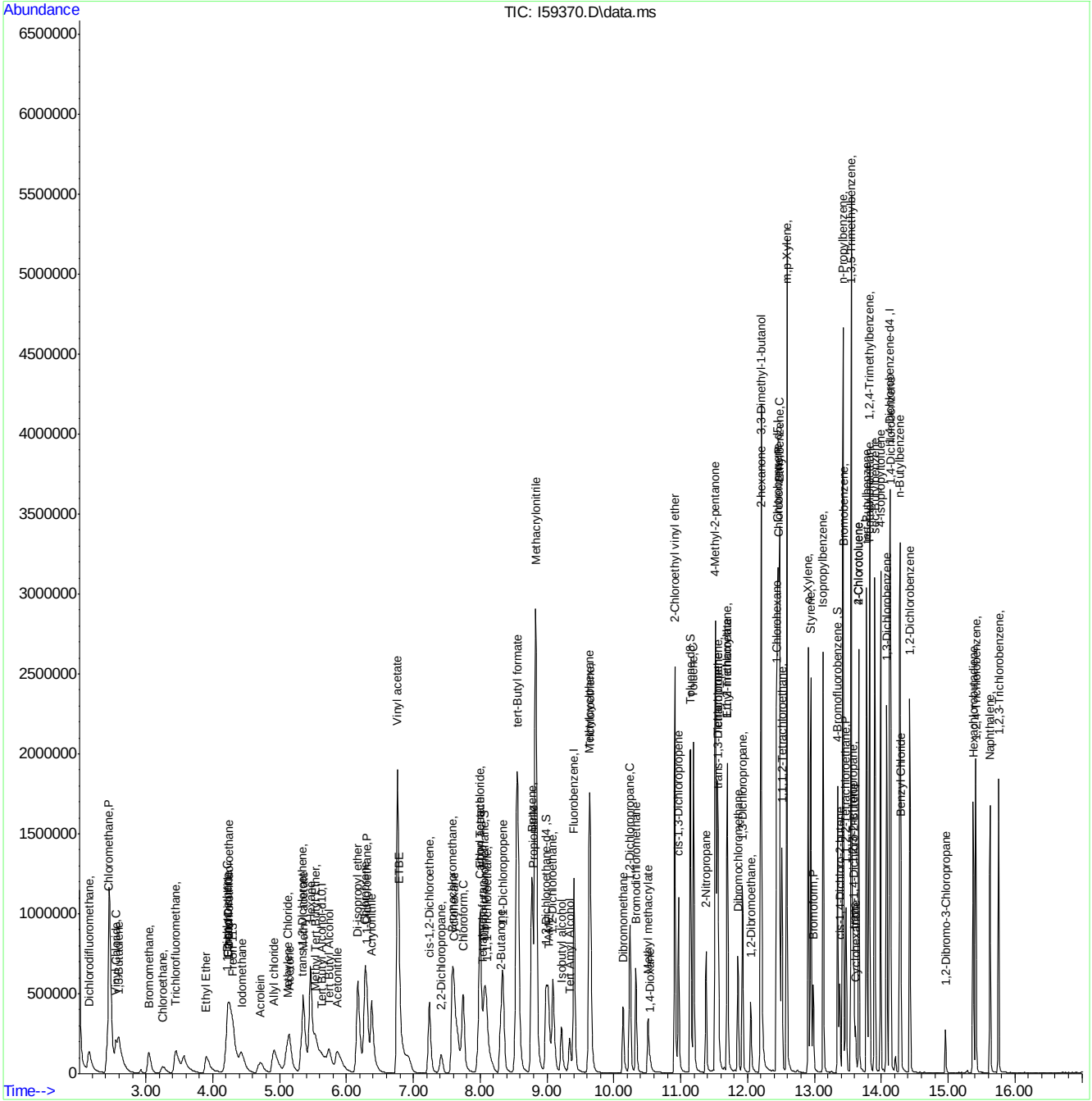

Manual Integration Approval Summary

Sample Number:	VI1805-ECC1803	**Method:**	SW846 8260B
Lab FileID:	I59370.D	**Analyst approved:**	12/17/18 07:49 Ana Jimenez
Injection Time:	12/14/18 20:57	**Supervisor approved:**	12/17/18 11:03 Melissa Mangual

Parameter	CAS	Sig#	R.T. (min.)	Reason
Ethyl Alcohol	64-17-5		4.23	Poor instrument integration
Tetrahydrofuran	109-99-9		8.03	Split peak

Quantitation Report (Qedit)

Data Path : C:\msdchem\2\DATA\121418\
Data File : I59370.D
Acq On : 14 Dec 2018 8:57 pm
Operator : ANAJ
Sample : ECC1803-5 Inst : MSVOA16
Misc : MS42125,VI1805,,,,,
ALS Vial : 25 Sample Multiplier: 1

Quant Time: Dec 15 09:14:00 2018
Quant Method : C:\msdchem\2\METHODS\I-December1218.M
Quant Title : SW-846 Method 5035A/8260B
QLast Update : Thu Dec 13 09:55:26 2018
Response via : Initial Calibration

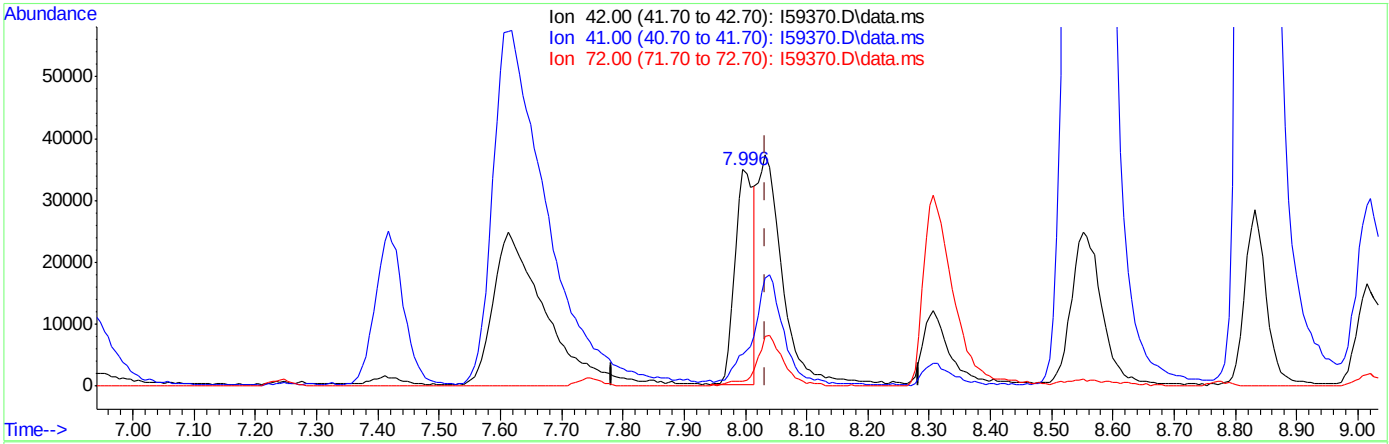

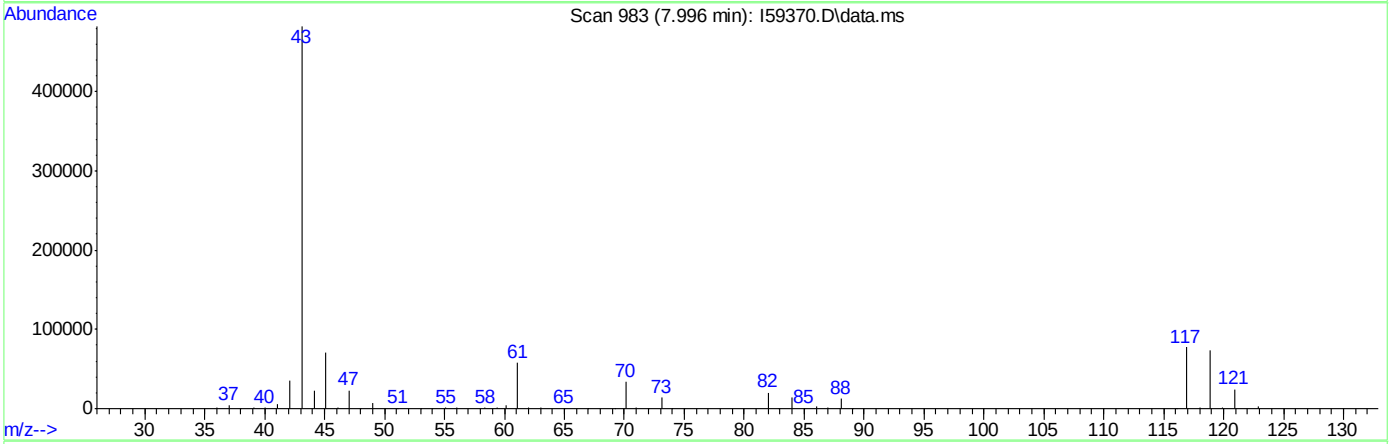

TIC: I59370.D\data.ms

(35) Tetrahydrofuran

7.996min (-0.037) 19.09ug/L

response 74448

Ion	Exp%	Act%
42.00	100	100
41.00	43.10	12.47#
72.00	20.80	2.15
0.00	0.00	0.00

Quantitation Report (Qedit)

Data Path : C:\msdchem\2\DATA\121418\
Data File : I59370.D
Acq On : 14 Dec 2018 8:57 pm
Operator : ANAJ
Sample : ECC1803-5 Inst : MSVOA16
Misc : MS42125,VI1805,,,,,
ALS Vial : 25 Sample Multiplier: 1

Quant Time: Dec 15 09:14:00 2018
Quant Method : C:\msdchem\2\METHODS\I-December1218.M
Quant Title : SW-846 Method 5035A/8260B
QLast Update : Thu Dec 13 09:55:26 2018
Response via : Initial Calibration

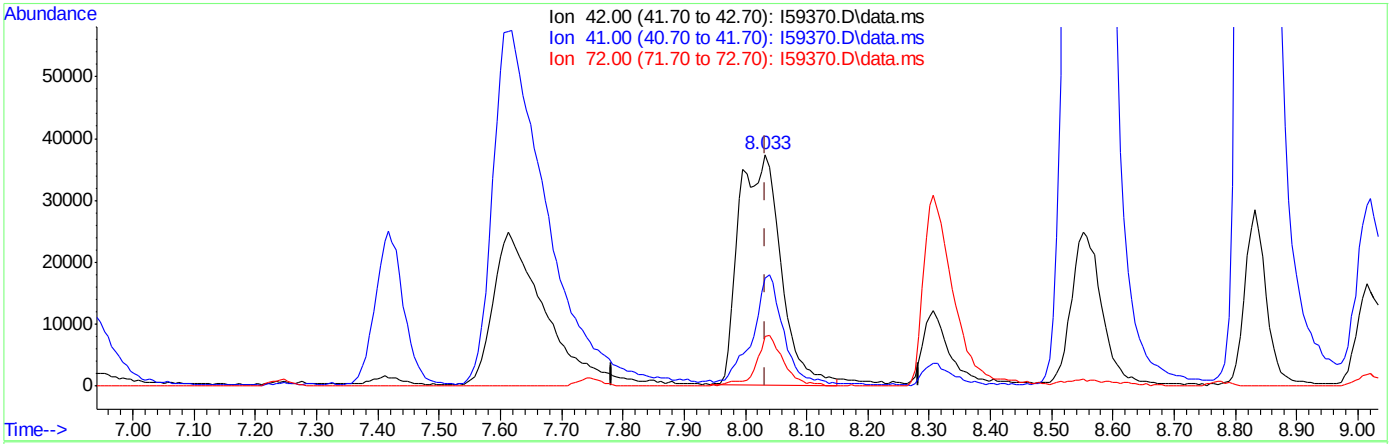

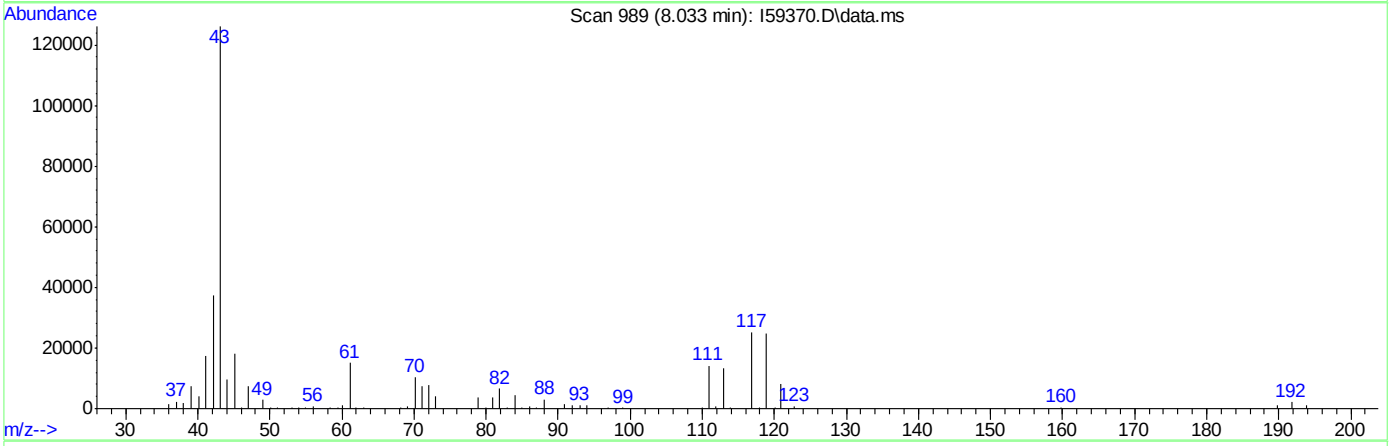

TIC: I59370.D\data.ms

(35) Tetrahydrofuran

8.033min (-0.000) 45.18ug/L m

response 177276

Ion	Exp%	Act%
42.00	100	100
41.00	43.10	46.46
72.00	20.80	21.26
0.00	0.00	0.00

Quantitation Report (Qedit)

Data Path : C:\msdchem\2\DATA\121418\
Data File : I59370.D
Acq On : 14 Dec 2018 8:57 pm
Operator : ANAJ
Sample : ECC1803-5 Inst : MSVOA16
Misc : MS42125,VI1805,,,,,
ALS Vial : 25 Sample Multiplier: 1

Quant Time: Dec 15 09:14:00 2018
Quant Method : C:\msdchem\2\METHODS\I-December1218.M
Quant Title : SW-846 Method 5035A/8260B
QLast Update : Thu Dec 13 09:55:26 2018
Response via : Initial Calibration

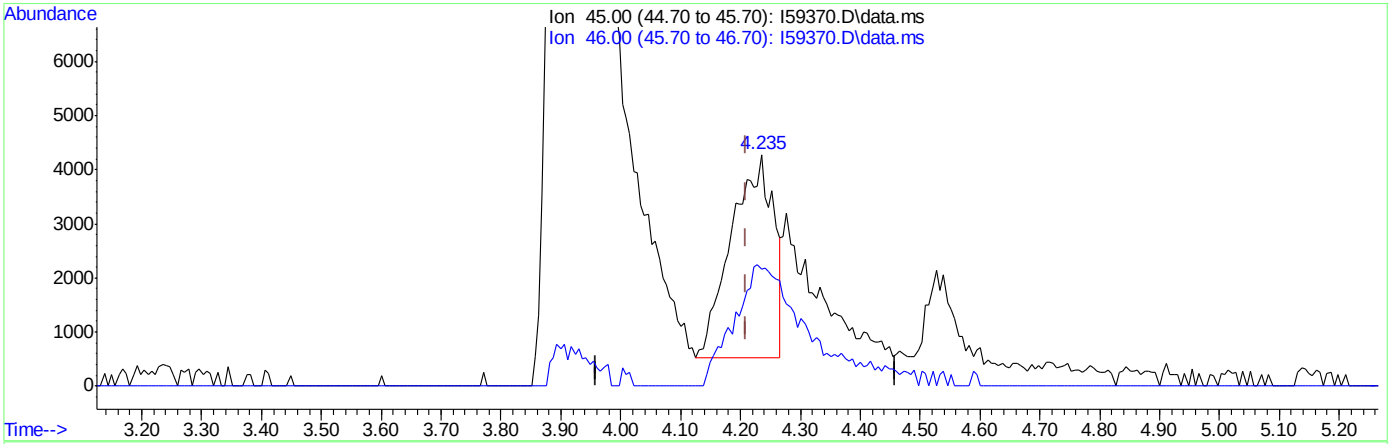

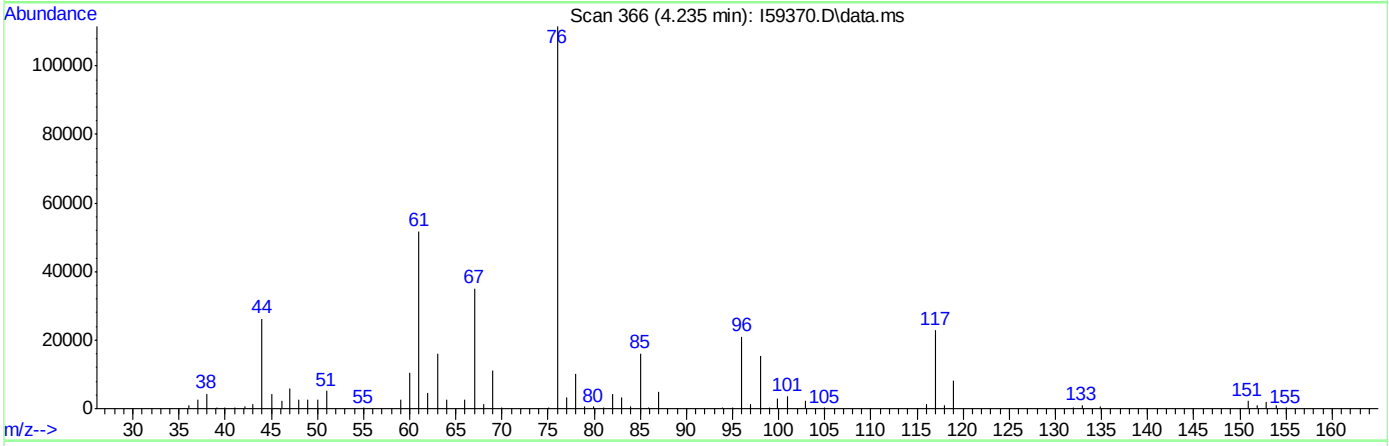

TIC: I59370.D\data.ms

(107) Ethanol

4.235min (+0.025) 443.17ug/L

response 18272

Ion	Exp%	Act%
45.00	100	100
46.00	49.10	57.63
0.00	0.00	0.00
0.00	0.00	0.00

Quantitation Report (Qedit)

Data Path : C:\msdchem\2\DATA\121418\
Data File : I59370.D
Acq On : 14 Dec 2018 8:57 pm
Operator : ANAJ
Sample : ECC1803-5 Inst : MSVOA16
Misc : MS42125,VI1805,,,,,
ALS Vial : 25 Sample Multiplier: 1

Quant Time: Dec 15 09:14:00 2018
Quant Method : C:\msdchem\2\METHODS\I-December1218.M
Quant Title : SW-846 Method 5035A/8260B
QLast Update : Thu Dec 13 09:55:26 2018
Response via : Initial Calibration

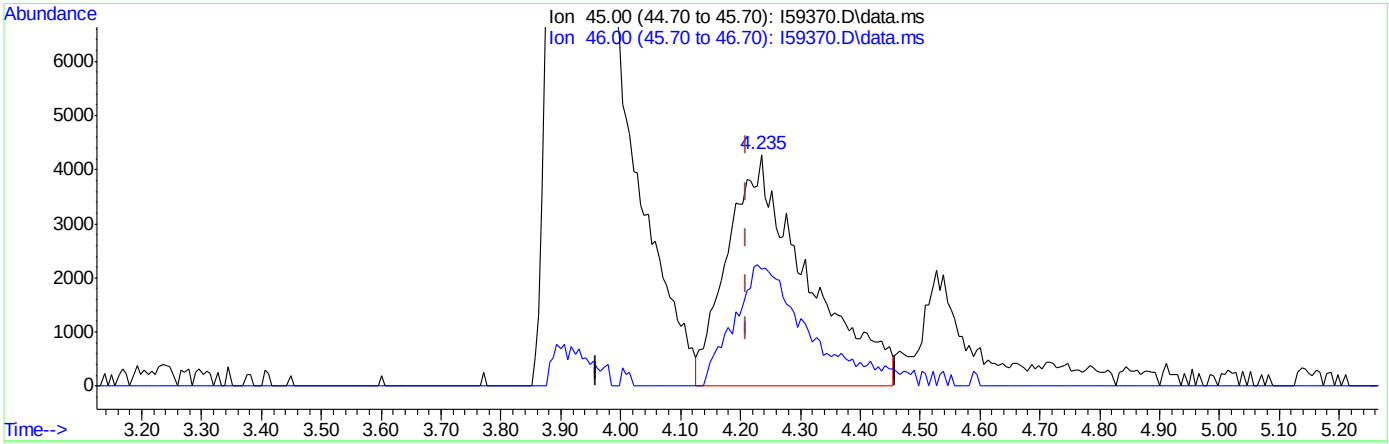

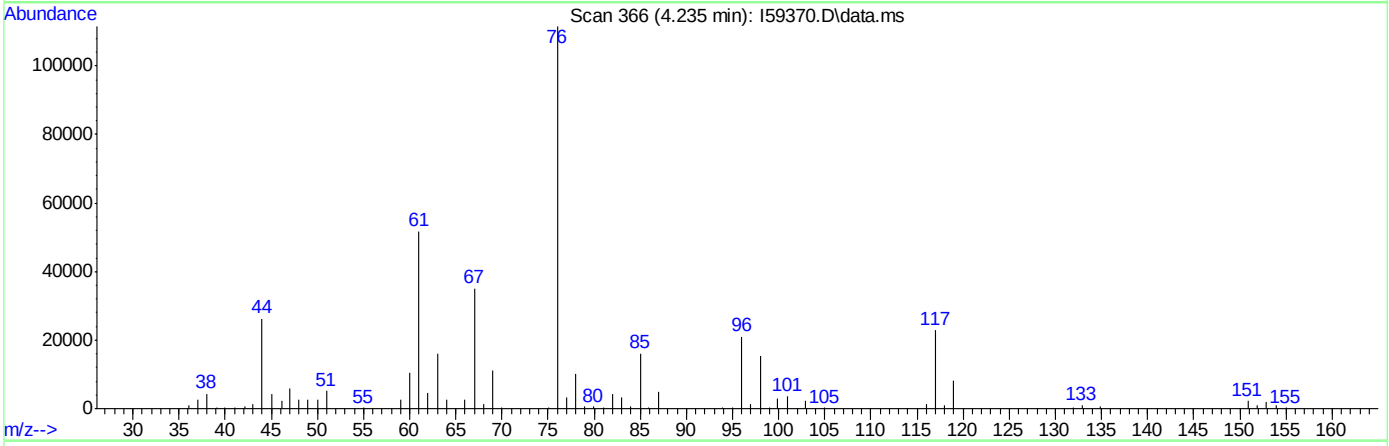

TIC: I59370.D\data.ms

(107) Ethanol

4.235min (+0.025) 1007.86ug/L m

response 39231

Ion	Exp%	Act%
45.00	100	100
46.00	49.10	50.57
0.00	0.00	0.00
0.00	0.00	0.00

Manual Integrations APPROVED (compounds with "m" flag)
Juan Garcia
11/09/18 16:04

Quantitation Report (QT Reviewed)

Data Path : C:\msdchem\1\DATA\110818\
Data File : Y38008.D
Acq On : 8 Nov 2018 1:33 pm
Operator : stutip
Sample : ic1510-1 Inst : MSVOA14-Y
Misc : MS41664,VY1510,,,,,
ALS Vial : 3 Sample Multiplier: 1

Quant Time: Nov 09 07:50:46 2018
Quant Method : C:\msdchem\1\METHODS\Y-nov0818w.M
Quant Title : SW-846 Method 5035A/8260B
QLast Update : Fri Nov 09 06:23:49 2018
Response via : Initial Calibration

Internal Standards	R.T.	QIon	Response	Conc	Units		Dev(Min)
1) Fluorobenzene	11.613	96	1413916	50.00	ug/L		0.00
56) Chlorobenzene-d5	14.648	117	1105691	50.00	ug/L		0.00
78) 1,4-Dichlorobenzene-d4	16.338	152	570419	50.00	ug/L		0.00
105) Tert Butyl Alcohol-d10	7.521	65	124694	250.00	ug/L		0.00
System Monitoring Compounds							
36) Dibromofluoromethane	10.440	113	331466	50.98	ug/L		0.00
Spiked Amount 50.000	Range 83 - 118		Recovery = 101.96%				
46) 1,2-Dichloroethane-d4	11.242	65	433596	52.97	ug/L		0.00
Spiked Amount 50.000	Range 79 - 125		Recovery = 105.94%				
57) Toluene-d8	13.316	98	1389602	49.46	ug/L		0.00
Spiked Amount 50.000	Range 85 - 112		Recovery = 98.92%				
79) 4-Bromofluorobenzene	15.548	174	430002	49.63	ug/L		0.00
Spiked Amount 50.000	Range 83 - 118		Recovery = 99.26%				
Target Compounds							Qvalue
2) Dichlorodifluoromethane	3.051	85	7556	0.95	ug/L		94
3) Chloromethane	3.422	50	8438	1.05	ug/L		85
4) 1,3-butadiene	3.616	39	8046	1.24	ug/L		99
5) Vinyl Chloride	3.580	62	6850	0.91	ug/L		88
6) Bromomethane	4.194	94	1333	0.66	ug/L		71
7) Chloroethane	4.462	64	4306	1.20	ug/L		95
8) Trichlorofluoromethane	4.729	101	10007	1.00	ug/L		99
9) Ethyl Ether	5.368	59	4401	0.97	ug/L		94
10) 1,2-Dichlorotrifluoroe...	5.751	67	6722	1.02	ug/L		95
11) 1,1-Dichloroethene	5.708	61	8920	0.97	ug/L		96
12) Freon 113	5.818	101	6289	1.04	ug/L		87
13) Carbon Disulfide	5.739	76	17126	1.01	ug/L		90
15) Allyl chloride	6.657	41	9568	1.00	ug/L		92
16) Methylene Chloride	6.870	49	9408	1.16	ug/L		95
17) Acetone	7.010	43	7733	5.13	ug/L		94
18) Methyl acetate	7.259	43	19851	5.11	ug/L		95
19) trans-1,2-Dichloroethene	7.186	61	7639	0.92	ug/L		96
20) Hexane	7.350	56	5089	0.96	ug/L	#	71
21) Methyl Tert Butyl Ether	7.441	73	14720	0.91	ug/L		91
22) Acetonitrile	7.934	41	9091	12.36	ug/L		91
23) Di-isopropyl ether	8.238	45	17832	0.88	ug/L		97
24) Chloroprene	8.390	53	7048	0.87	ug/L		92
25) 1,1-Dichloroethane	8.433	63	10281	0.99	ug/L		94
26) Acrylonitrile	8.567	53	8541	4.64	ug/L		94
27) ETBE	8.992	59	15255	0.85	ug/L		91
28) Vinyl acetate	9.010	43	40934	3.72	ug/L		97
29) cis-1,2-Dichloroethene	9.552	96	6179	0.98	ug/L		82
30) 2,2-Dichloropropane	9.777	77	9067	0.97	ug/L		99
31) Bromochloromethane	9.965	128	2883	1.03	ug/L	#	75
32) Cyclohexane	9.947	56	10285	0.90	ug/L		96
33) Chloroform	10.123	83	9971	0.98	ug/L		84
34) Ethyl acetate	10.385	43	21210	4.32	ug/L		96
35) Tetrahydrofuran	10.385	42	1022	0.33	ug/L	#	42
37) Carbon Tetrachloride	10.342	117	7364	0.89	ug/L		99

Quantitation Report (QT Reviewed)

Data Path : C:\msdchem\1\DATA\110818\
Data File : Y38008.D
Acq On : 8 Nov 2018 1:33 pm
Operator : stutip
Sample : ic1510-1 Inst : MSVOA14-Y
Misc : MS41664,VY1510,,,,,
ALS Vial : 3 Sample Multiplier: 1

Quant Time: Nov 09 07:50:46 2018
Quant Method : C:\msdchem\1\METHODS\Y-nov0818w.M
Quant Title : SW-846 Method 5035A/8260B
QLast Update : Fri Nov 09 06:23:49 2018
Response via : Initial Calibration

Internal Standards	R.T.	QIon	Response	Conc Units		Dev(Min)
38) 1,1,1-Trichloroethane	10.470	97	9834	0.99 ug/L		92
39) 2-Butanone	10.677	43	10144	4.53 ug/L		93
40) 1,1-Dichloropropene	10.677	75	7766	0.93 ug/L		93
41) tert-Butyl formate	10.871	59	8674	5.34 ug/L	#	86
42) Propionitrile	11.109	54	6360	9.45 ug/L		99
43) Methacrylonitrile	11.133	41	29059	9.23 ug/L		93
44) Benzene	11.048	78	25474	1.01 ug/L		97
45) TAME	11.236	73	15010	0.92 ug/L		90
47) 1,2-Dichloroethane	11.334	62	7843	0.99 ug/L		91
48) Trichloroethene	11.820	95	6112	0.99 ug/L		92
49) Methylcyclohexane	11.802	83	10202	0.87 ug/L		87
50) Dibromomethane	12.313	93	3020	0.94 ug/L		92
51) 1,2-Dichloropropane	12.422	63	5484	0.92 ug/L		89
52) Bromodichloromethane	12.495	83	6376	0.89 ug/L		99
53) Methyl methacrylate	12.665	41	3585	0.84 ug/L	#	82
54) 2-Chloroethyl vinyl ether	13.079	63	9073	3.77 ug/L		96
55) cis-1,3-Dichloropropene	13.140	75	8602	0.87 ug/L		91
58) Toluene	13.365	91	26025	0.96 ug/L		99
59) 2-Nitropropane	13.590	41	5590	3.98 ug/L	#	84
60) 4-Methyl-2-pentanone	13.711	43	19644	4.05 ug/L		97
61) trans-1,3-Dichloropropene	13.742	75	7328	0.87 ug/L		95
62) Tetrachloroethene	13.711	166	6633	0.95 ug/L		95
63) Ethyl methacrylate	13.869	69	4334	0.70 ug/L	#	79
64) 1,1,2-Trichloroethane	13.882	83	3760	0.93 ug/L		94
65) Dibromochloromethane	14.040	129	4226	0.79 ug/L		89
66) 1,3-Dichloropropane	14.119	76	8928	0.95 ug/L		93
67) 1,2-Dibromoethane	14.246	107	4170	0.86 ug/L		98
68) 2-hexanone	14.399	43	16869	3.97 ug/L		90
69) 1-Chlorohexane	14.617	91	8268	0.87 ug/L		93
70) Ethylbenzene	14.666	91	31484	1.01 ug/L		96
71) Chlorobenzene	14.660	112	16412	0.98 ug/L		90
72) 1,1,1,2-Tetrachloroethane	14.703	131	5169	0.89 ug/L		88
73) m,p-Xylene	14.769	91	45534	1.87 ug/L		99
74) o-Xylene	15.104	91	21657	0.87 ug/L		99
75) Styrene	15.140	104	13108	0.74 ug/L		98
76) Bromoform	15.183	173	2376	0.74 ug/L		91
77) Isopropylbenzene	15.323	105	26944	0.87 ug/L		98
80) cis-1,4-Dichloro-2-butene	15.578	53	1482	0.82 ug/L		95
81) n-Propylbenzene	15.621	91	35397	0.94 ug/L		97
82) Bromobenzene	15.639	156	7186	1.01 ug/L		99
83) 1,1,2,2-Tetrachloroethane	15.670	83	5011	0.89 ug/L		88
84) 1,3,5-Trimethylbenzene	15.743	105	22931	0.90 ug/L		96
85) 2-Chlorotoluene	15.755	91	22651	0.96 ug/L		94
86) trans-1,4-Dichloro-2-B...	15.797	53	1488	0.84 ug/L	#	84
87) 1,2,3-Trichloropropane	15.785	110	1949	0.98 ug/L		91
88) Cyclohexanone	15.846	55	2904	5.80 ug/L		90
89) 4-Chlorotoluene	15.870	91	21824	0.97 ug/L		99
90) tert-Butylbenzene	15.980	91	14111	0.92 ug/L		93
91) 1,2,4-Trimethylbenzene	16.022	105	22508	0.87 ug/L		96
92) Pentachloroethane	16.022	167	3422	0.91 ug/L		93

Quantitation Report (QT Reviewed)

Data Path : C:\msdchem\1\DATA\110818\
Data File : Y38008.D
Acq On : 8 Nov 2018 1:33 pm
Operator : stutip
Sample : ic1510-1 Inst : MSVOA14-Y
Misc : MS41664,VY1510,,,,,
ALS Vial : 3 Sample Multiplier: 1

Quant Time: Nov 09 07:50:46 2018
Quant Method : C:\msdchem\1\METHODS\Y-nov0818w.M
Quant Title : SW-846 Method 5035A/8260B
QLast Update : Fri Nov 09 06:23:49 2018
Response via : Initial Calibration

Internal Standards	R.T.	QIon	Response	Conc	Units		Dev(Min)
93) sec-Butylbenzene	16.101	105	30096	0.88	ug/L		94
94) 4-Isopropyltoluene	16.186	119	25407	0.87	ug/L		100
95) 1,3-Dichlorobenzene	16.290	146	13366	0.95	ug/L		97
96) 1,4-Dichlorobenzene	16.345	146	13663m	0.99	ug/L		
97) n-Butylbenzene	16.478	92	12893	0.86	ug/L		86
98) Benzyl Chloride	16.509	126	1810	0.70	ug/L	#	73
99) 1,2-Dichlorobenzene	16.643	146	12533	0.95	ug/L		99
100) 1,2-Dibromo-3-Chloropr...	17.184	75	2639	1.85	ug/L		84
101) Hexachlorobutadiene	17.603	225	3393	0.93	ug/L		84
102) 1,2,4-Trichlorobenzene	17.658	180	8099	0.96	ug/L		97
103) Naphthalene	17.914	128	18572	0.91	ug/L		98
104) 1,2,3-Trichlorobenzene	18.059	180	7074	0.95	ug/L		91
107) Acrolein	6.402	56	3796	4.38	ug/L		86
108) Tert Butyl Alcohol	7.679	59	6416	10.98	ug/L		73
109) Isobutyl alcohol	11.400	42	1779	15.87	ug/L	#	78
110) Tert Amyl Alcohol	11.522	59	2480	7.79	ug/L		82
111) 1,4-Dioxane	12.720	88	665m	12.47	ug/L		
112) 3,3-dimethyl-1-butanol	14.374	57	14437	34.55	ug/L		96

(#) = qualifier out of range (m) = manual integration (+) = signals summed

Quantitation Report (QT Reviewed)

Data Path : C:\msdchem\1\DATA\110818\
Data File : Y38008.D
Acq On : 8 Nov 2018 1:33 pm
Operator : stutip
Sample : ic1510-1 Inst : MSVOA14-Y
Misc : MS41664,VY1510,,,,,
ALS Vial : 3 Sample Multiplier: 1

Quant Time: Nov 09 07:50:46 2018
Quant Method : C:\msdchem\1\METHODS\Y-nov0818w.M
Quant Title : SW-846 Method 5035A/8260B
QLast Update : Fri Nov 09 06:23:49 2018
Response via : Initial Calibration

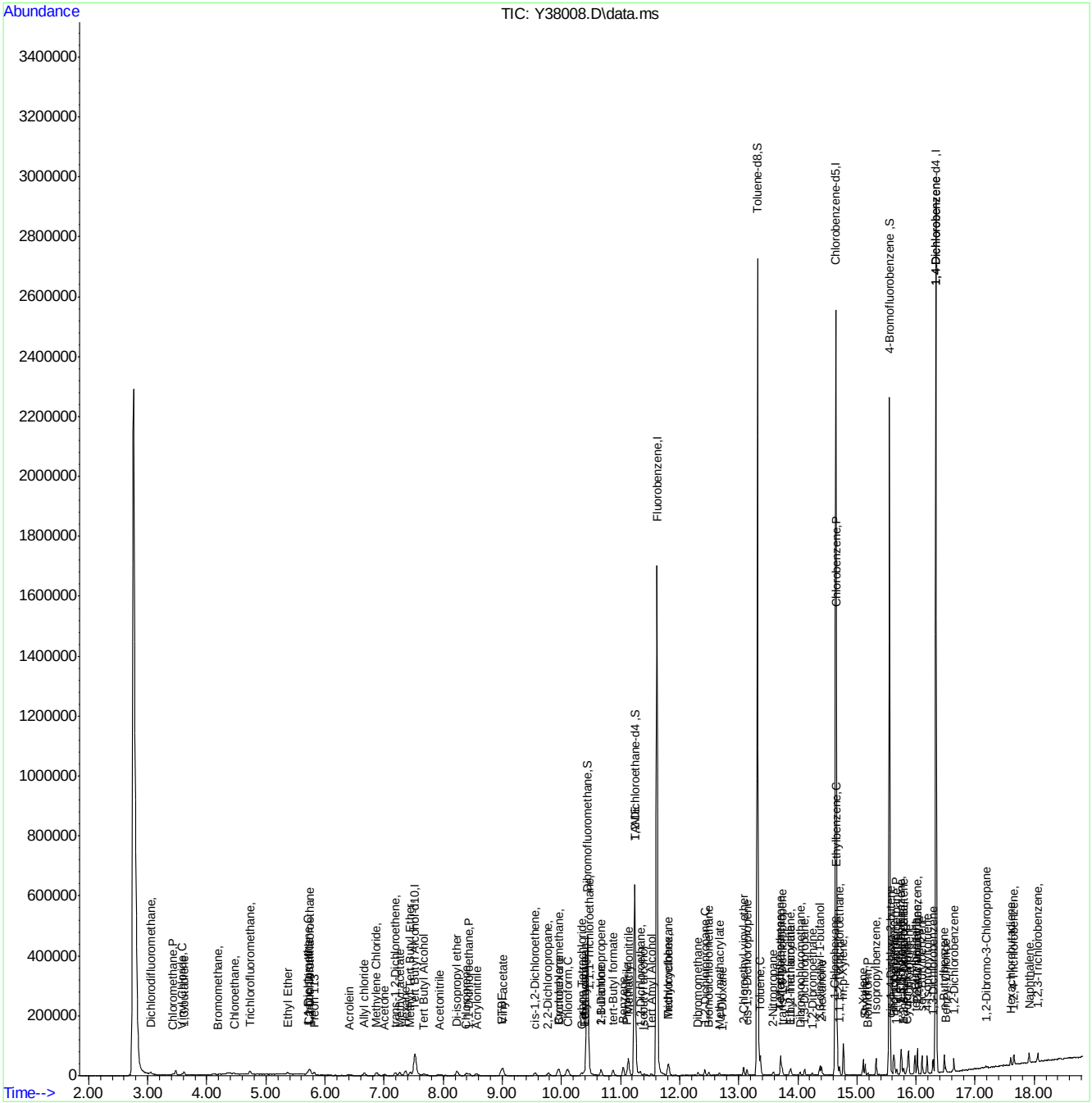

Manual Integration Approval Summary

Sample Number: VY1510-IC1510
Lab FileID: Y38008.D
Injection Time: 11/08/18 13:33
Method: SW846 8260B
Analyst approved: 11/09/18 14:40 Stuti Patel
Supervisor approved: 11/09/18 16:04 Juan Garcia

Parameter	CAS	Sig#	R.T. (min.)	Reason
1,4-Dioxane	123-91-1		12.72	Poor instrument integration
1,4-Dichlorobenzene	106-46-7		16.34	Missed peak

Quantitation Report (Qedit)

Data Path : C:\msdchem\1\DATA\110818\
Data File : Y38008.D
Acq On : 8 Nov 2018 1:33 pm
Operator : stutip
Sample : ic1510-1 Inst : MSVOA14-Y
Misc : MS41664,VY1510,,,,,
ALS Vial : 3 Sample Multiplier: 1

Quant Time: Nov 09 07:32:28 2018
Quant Method : C:\msdchem\1\METHODS\Y-nov0818w.M
Quant Title : SW-846 Method 5035A/8260B
QLast Update : Fri Nov 09 06:23:49 2018
Response via : Initial Calibration

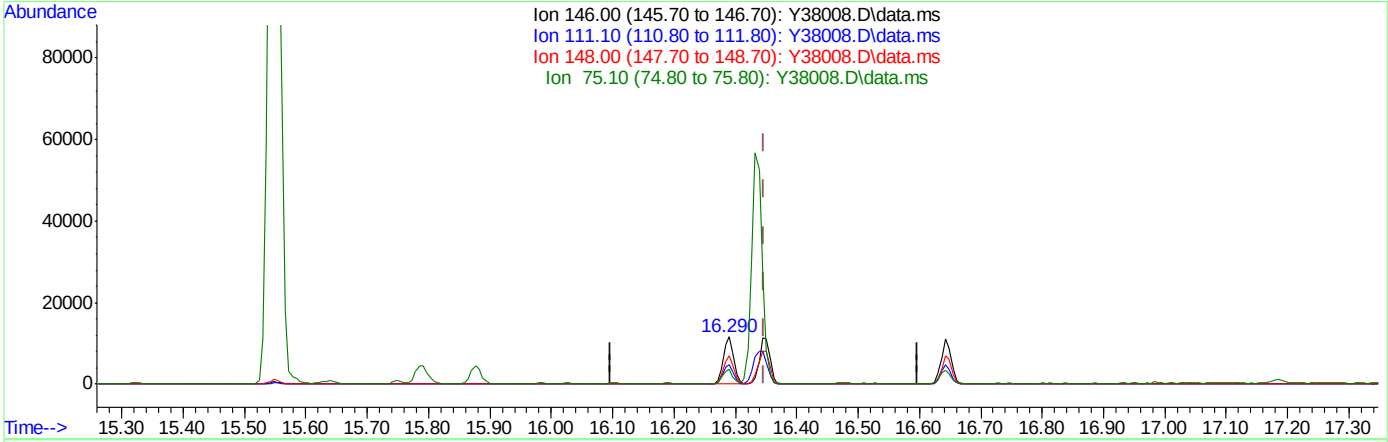

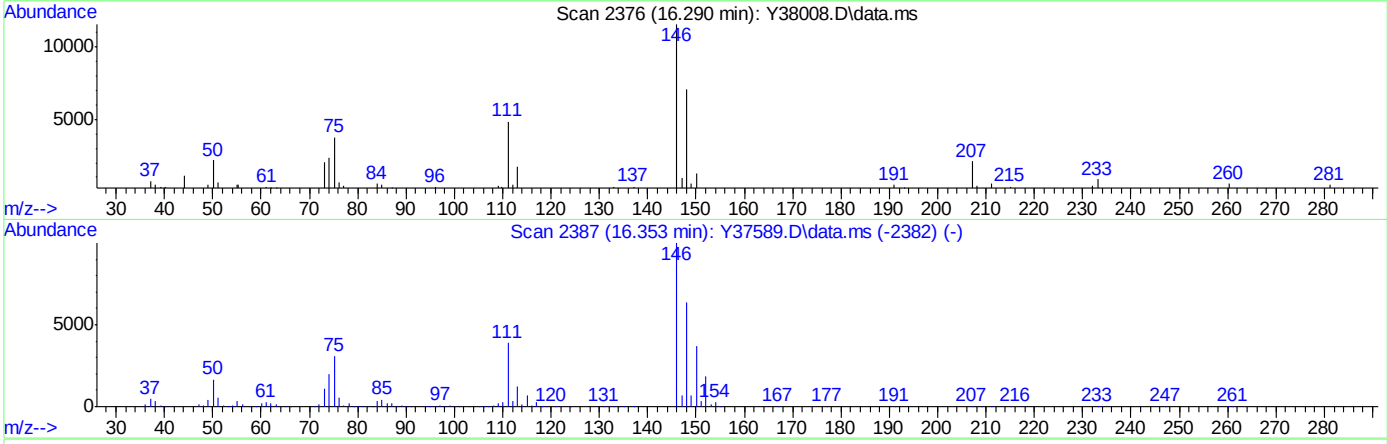

TIC: Y38008.D\data.ms

(96) 1,4-Dichlorobenzene

16.290min (-0.058) 0.97ug/L

response 13366

Ion	Exp%	Act%
146.00	100	100
111.10	38.90	42.08
148.00	63.60	61.15
75.10	32.40	32.59

Quantitation Report (Qedit)

Data Path : C:\msdchem\1\DATA\110818\
Data File : Y38008.D
Acq On : 8 Nov 2018 1:33 pm
Operator : stutip
Sample : ic1510-1 Inst : MSVOA14-Y
Misc : MS41664,VY1510,,,,,
ALS Vial : 3 Sample Multiplier: 1

Quant Time: Nov 09 07:32:28 2018
Quant Method : C:\msdchem\1\METHODS\Y-nov0818w.M
Quant Title : SW-846 Method 5035A/8260B
QLast Update : Fri Nov 09 06:23:49 2018
Response via : Initial Calibration

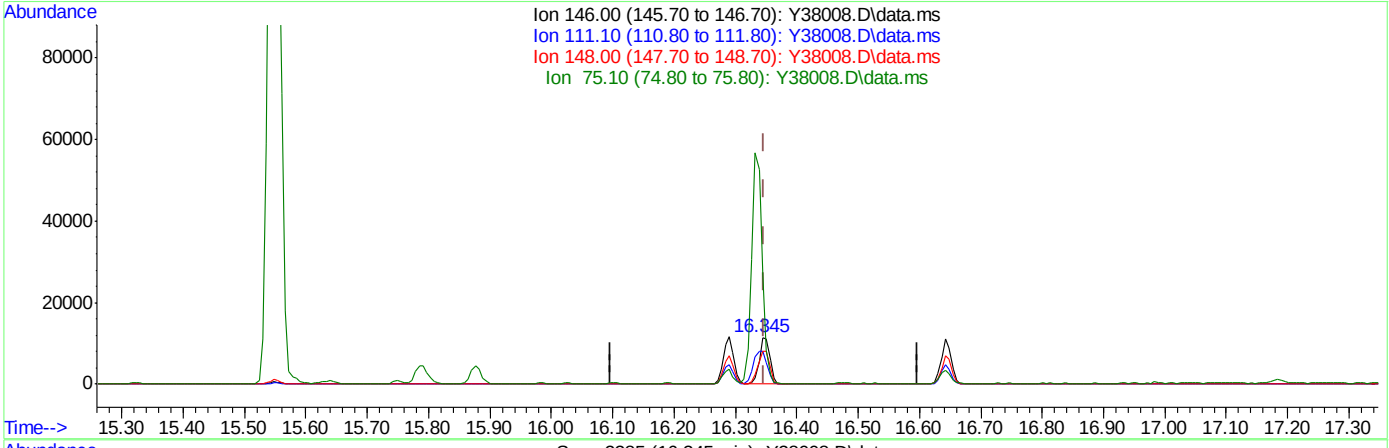

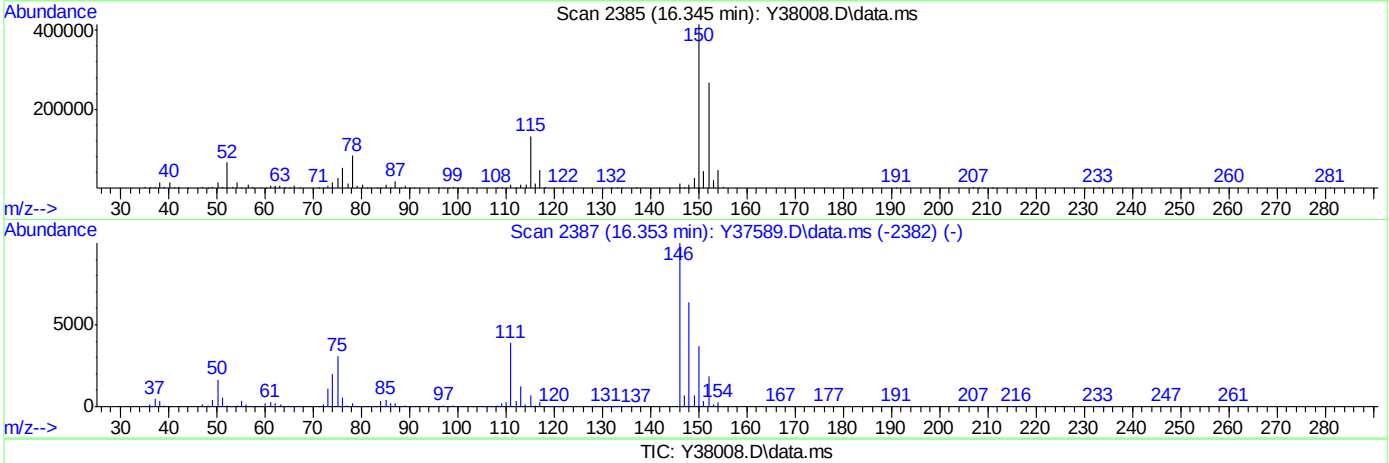

TIC: Y38008.D\data.ms

(96) 1,4-Dichlorobenzene

16.345min (-0.003) 0.99ug/L m

response 13663

Ion	Exp%	Act%
146.00	100	100
111.10	38.90	70.93#
148.00	63.60	71.03
75.10	32.40	233.65#

Quantitation Report (Qedit)

Data Path : C:\msdchem\1\DATA\110818\
Data File : Y38008.D
Acq On : 8 Nov 2018 1:33 pm
Operator : stutip
Sample : ic1510-1 Inst : MSVOA14-Y
Misc : MS41664,VY1510,,,,,
ALS Vial : 3 Sample Multiplier: 1

Quant Time: Nov 09 07:32:28 2018
Quant Method : C:\msdchem\1\METHODS\Y-nov0818w.M
Quant Title : SW-846 Method 5035A/8260B
QLast Update : Fri Nov 09 06:23:49 2018
Response via : Initial Calibration

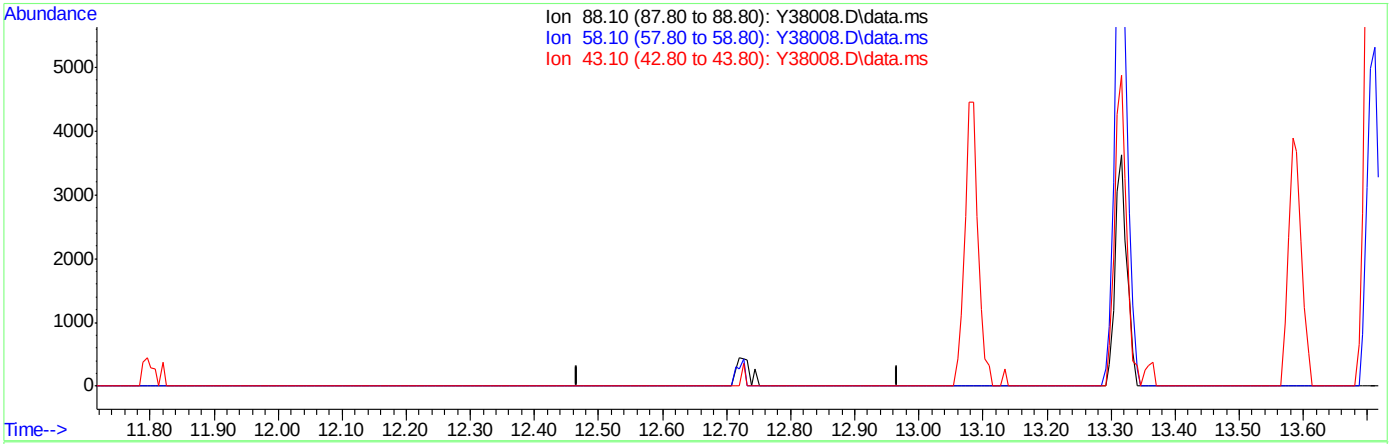

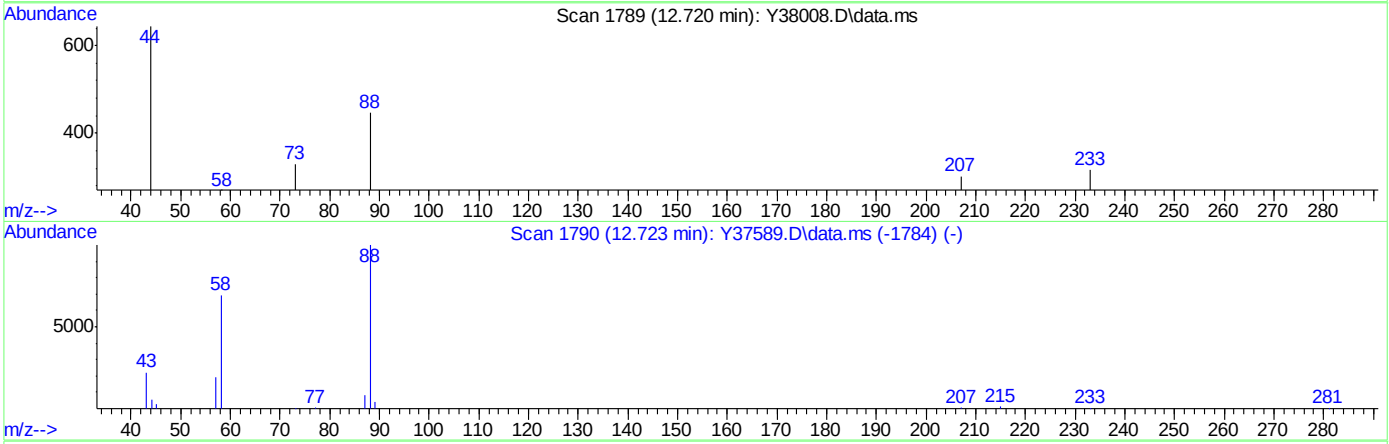

TIC: Y38008.D\data.ms

(111) 1,4-Dioxane

12.717min (-12.717) 0.00ug/L

response 0

Ion	Exp%	Act%
88.10	100	0.00
58.10	71.30	0.00#
43.10	25.60	0.00
0.00	0.00	0.00

Quantitation Report (Qedit)

Data Path : C:\msdchem\1\DATA\110818\
Data File : Y38008.D
Acq On : 8 Nov 2018 1:33 pm
Operator : stutip
Sample : ic1510-1 Inst : MSVOA14-Y
Misc : MS41664,VY1510,,,,,
ALS Vial : 3 Sample Multiplier: 1

Quant Time: Nov 09 07:32:28 2018
Quant Method : C:\msdchem\1\METHODS\Y-nov0818w.M
Quant Title : SW-846 Method 5035A/8260B
QLast Update : Fri Nov 09 06:23:49 2018
Response via : Initial Calibration

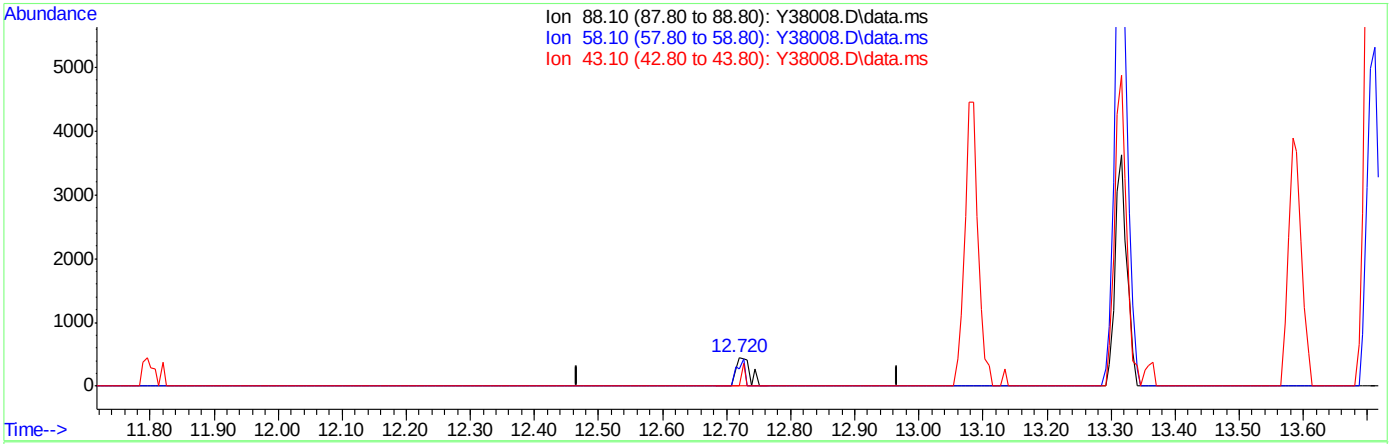

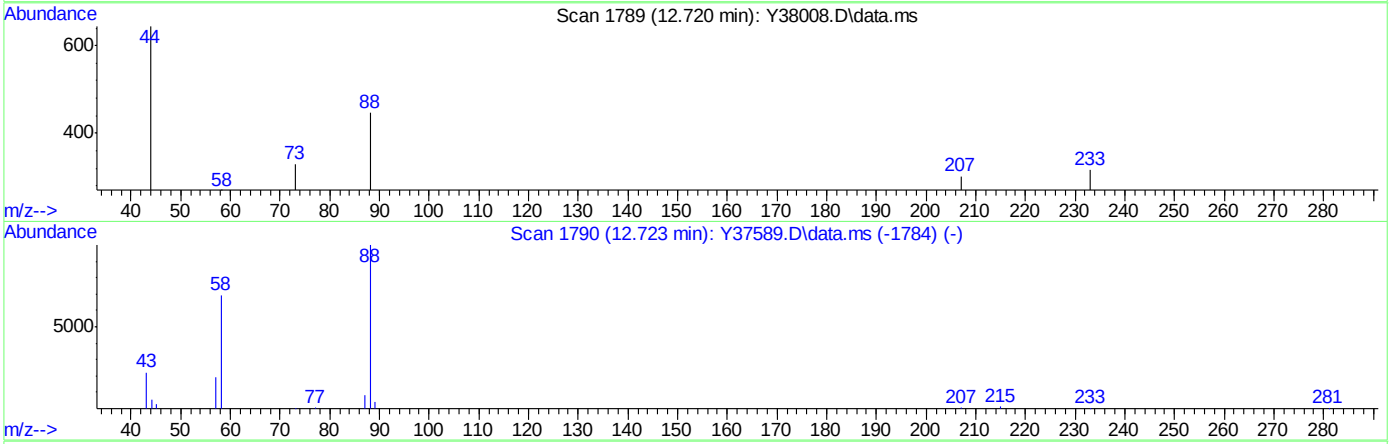

TIC: Y38008.D\data.ms

(111) 1,4-Dioxane

12.720min (+0.003) 12.47ug/L m

response 665

Ion	Exp%	Act%
88.10	100	100
58.10	71.30	60.54
43.10	25.60	0.00
0.00	0.00	0.00

Manual Integrations APPROVED (compounds with "m" flag)
Juan Garcia
11/09/18 16:04

Quantitation Report (QT Reviewed)

Data Path : C:\msdchem\1\DATA\110818\
Data File : Y38009.D
Acq On : 8 Nov 2018 2:00 pm
Operator : stutip
Sample : ic1510-2 Inst : MSVOA14-Y
Misc : MS41664,VY1510,,,,,
ALS Vial : 4 Sample Multiplier: 1

Quant Time: Nov 09 07:49:32 2018
Quant Method : C:\msdchem\1\METHODS\Y-nov0818w.M
Quant Title : SW-846 Method 5035A/8260B
QLast Update : Fri Nov 09 07:32:16 2018
Response via : Initial Calibration

Internal Standards	R.T.	QIon	Response	Conc	Units	Dev(Min)
1) Fluorobenzene	11.616	96	1427098	50.00	ug/L	0.00
56) Chlorobenzene-d5	14.645	117	1111004	50.00	ug/L	0.00
78) 1,4-Dichlorobenzene-d4	16.335	152	579300	50.00	ug/L	0.00
105) Tert Butyl Alcohol-d10	7.523	65	120861	250.00	ug/L	0.00
System Monitoring Compounds						
36) Dibromofluoromethane	10.436	113	336070	51.21	ug/L	0.00
Spiked Amount 50.000	Range 83 - 118		Recovery = 102.42%			
46) 1,2-Dichloroethane-d4	11.239	65	430519	52.11	ug/L	0.00
Spiked Amount 50.000	Range 79 - 125		Recovery = 104.22%			
57) Toluene-d8	13.313	98	1398561	49.54	ug/L	0.00
Spiked Amount 50.000	Range 85 - 112		Recovery = 99.08%			
79) 4-Bromofluorobenzene	15.551	174	438499	49.84	ug/L	0.00
Spiked Amount 50.000	Range 83 - 118		Recovery = 99.68%			
Target Compounds						Qvalue
2) Dichlorodifluoromethane	3.047	85	41708	5.21	ug/L	98
3) Chloromethane	3.425	50	43022	5.29	ug/L	97
4) 1,3-butadiene	3.613	39	34781	5.32	ug/L	91
5) Vinyl Chloride	3.577	62	38568	5.10	ug/L	96
6) Bromomethane	4.203	94	8662	4.25	ug/L	88
7) Chloroethane	4.458	64	22278	6.17	ug/L	93
8) Trichlorofluoromethane	4.726	101	51567	5.11	ug/L	100
9) Ethyl Ether	5.358	59	21856	4.78	ug/L	97
10) 1,2-Dichlorotrifluoroe...	5.748	67	34194	5.13	ug/L	90
11) 1,1-Dichloroethene	5.711	61	46080	4.98	ug/L	98
12) Freon 113	5.821	101	31569	5.18	ug/L	96
13) Carbon Disulfide	5.735	76	85306	5.00	ug/L	90
14) Iodomethane	5.979	142	3213	1.62	ug/L	79
15) Allyl chloride	6.666	41	48474	5.04	ug/L	97
16) Methylene Chloride	6.873	49	41410	5.06	ug/L	97
17) Acetone	7.000	43	34834	22.91	ug/L	97
18) Methyl acetate	7.262	43	92141	23.49	ug/L	96
19) trans-1,2-Dichloroethene	7.189	61	41814	5.01	ug/L	97
20) Hexane	7.359	56	26928	5.02	ug/L	93
21) Methyl Tert Butyl Ether	7.438	73	75712	4.63	ug/L	89
22) Acetonitrile	7.925	41	35582	47.93	ug/L	98
23) Di-isopropyl ether	8.229	45	95389	4.69	ug/L	96
24) Chloroprene	8.381	53	39304	4.79	ug/L	95
25) 1,1-Dichloroethane	8.436	63	52120	4.97	ug/L	99
26) Acrylonitrile	8.563	53	43059	23.15	ug/L	97
27) ETBE	8.977	59	83293	4.60	ug/L	97
28) Vinyl acetate	9.007	43	236171	21.24	ug/L	97
29) cis-1,2-Dichloroethene	9.555	96	31083	4.89	ug/L	98
30) 2,2-Dichloropropane	9.780	77	46289	4.89	ug/L	98
31) Bromochloromethane	9.956	128	13870	4.91	ug/L	91
32) Cyclohexane	9.944	56	56768	4.90	ug/L	94
33) Chloroform	10.120	83	51661	5.04	ug/L	97
34) Ethyl acetate	10.382	43	110127	22.22	ug/L	95
35) Tetrahydrofuran	10.412	42	15403	4.98	ug/L	87

Quantitation Report (QT Reviewed)

Data Path : C:\msdchem\1\DATA\110818\
Data File : Y38009.D
Acq On : 8 Nov 2018 2:00 pm
Operator : stutip
Sample : ic1510-2 Inst : MSVOA14-Y
Misc : MS41664,VY1510,,,,,
ALS Vial : 4 Sample Multiplier: 1

Quant Time: Nov 09 07:49:32 2018
Quant Method : C:\msdchem\1\METHODS\Y-nov0818w.M
Quant Title : SW-846 Method 5035A/8260B
QLast Update : Fri Nov 09 07:32:16 2018
Response via : Initial Calibration

Internal Standards	R.T.	QIon	Response	Conc	Units		Dev(Min)
37) Carbon Tetrachloride	10.339	117	40752	4.87	ug/L		98
38) 1,1,1-Trichloroethane	10.467	97	50370	5.01	ug/L		99
39) 2-Butanone	10.673	43	50753	22.45	ug/L		100
40) 1,1-Dichloropropene	10.667	75	39807	4.71	ug/L		89
41) tert-Butyl formate	10.874	59	60573	36.95	ug/L		93
42) Propionitrile	11.105	54	33007	48.58	ug/L		95
43) Methacrylonitrile	11.130	41	155296	48.90	ug/L		97
44) Benzene	11.044	78	124606	4.91	ug/L		96
45) TAME	11.233	73	75643	4.58	ug/L		93
47) 1,2-Dichloroethane	11.336	62	39658	4.98	ug/L		98
48) Trichloroethene	11.817	95	31249	4.99	ug/L		96
49) Methylcyclohexane	11.805	83	58155	4.90	ug/L		99
50) Dibromomethane	12.315	93	15395	4.77	ug/L		94
51) 1,2-Dichloropropane	12.425	63	28751	4.77	ug/L		88
52) Bromodichloromethane	12.492	83	33781	4.66	ug/L		95
53) Methyl methacrylate	12.668	41	18231	4.23	ug/L		96
54) 2-Chloroethyl vinyl ether	13.082	63	48567	20.00	ug/L		96
55) cis-1,3-Dichloropropene	13.136	75	47599	4.75	ug/L		98
58) Toluene	13.361	91	131226	4.83	ug/L		98
59) 2-Nitropropane	13.586	41	27090	19.20	ug/L		90
60) 4-Methyl-2-pentanone	13.708	43	106808	21.92	ug/L		95
61) trans-1,3-Dichloropropene	13.738	75	38051	4.52	ug/L		93
62) Tetrachloroethene	13.714	166	35164	5.00	ug/L		95
63) Ethyl methacrylate	13.866	69	26194	4.21	ug/L		95
64) 1,1,2-Trichloroethane	13.884	83	19129	4.72	ug/L		98
65) Dibromochloromethane	14.036	129	23527	4.37	ug/L		98
66) 1,3-Dichloropropane	14.116	76	43710	4.63	ug/L		91
67) 1,2-Dibromoethane	14.243	107	21326	4.39	ug/L		99
68) 2-hexanone	14.401	43	90899	21.28	ug/L		97
69) 1-Chlorohexane	14.620	91	45364	4.76	ug/L		97
70) Ethylbenzene	14.663	91	154365	4.91	ug/L		99
71) Chlorobenzene	14.657	112	82968	4.94	ug/L		97
72) 1,1,1,2-Tetrachloroethane	14.705	131	26567	4.57	ug/L		99
73) m,p-Xylene	14.772	91	235424	9.61	ug/L		99
74) o-Xylene	15.101	91	117470	4.70	ug/L		98
75) Styrene	15.137	104	79042	4.47	ug/L		99
76) Bromoform	15.186	173	13739	4.25	ug/L		96
77) Isopropylbenzene	15.326	105	148949	4.79	ug/L		100
80) cis-1,4-Dichloro-2-butene	15.581	53	8278	4.48	ug/L	#	83
81) n-Propylbenzene	15.624	91	187919	4.89	ug/L		93
82) Bromobenzene	15.642	156	36012	4.99	ug/L		91
83) 1,1,2,2-Tetrachloroethane	15.672	83	27136	4.73	ug/L		91
84) 1,3,5-Trimethylbenzene	15.745	105	123286	4.78	ug/L		99
85) 2-Chlorotoluene	15.751	91	119928	4.99	ug/L		100
86) trans-1,4-Dichloro-2-B...	15.794	53	7491	4.14	ug/L	#	74
87) 1,2,3-Trichloropropane	15.788	110	9297	4.63	ug/L		92
88) Cyclohexanone	15.843	55	10510	20.67	ug/L		96
89) 4-Chlorotoluene	15.873	91	111489	4.87	ug/L		92
90) tert-Butylbenzene	15.982	91	74724	4.81	ug/L		98
91) 1,2,4-Trimethylbenzene	16.025	105	128675	4.88	ug/L		99

Quantitation Report (QT Reviewed)

Data Path : C:\msdchem\1\DATA\110818\
Data File : Y38009.D
Acq On : 8 Nov 2018 2:00 pm
Operator : stutip
Sample : ic1510-2 Inst : MSVOA14-Y
Misc : MS41664,VY1510,,,,,
ALS Vial : 4 Sample Multiplier: 1

Quant Time: Nov 09 07:49:32 2018
Quant Method : C:\msdchem\1\METHODS\Y-nov0818w.M
Quant Title : SW-846 Method 5035A/8260B
QLast Update : Fri Nov 09 07:32:16 2018
Response via : Initial Calibration

Internal Standards	R.T.	QIon	Response	Conc	Units	Dev(Min)
92) Pentachloroethane	16.025	167	18416	4.84	ug/L	92
93) sec-Butylbenzene	16.104	105	167059	4.82	ug/L	100
94) 4-Isopropyltoluene	16.189	119	142270	4.81	ug/L	98
95) 1,3-Dichlorobenzene	16.287	146	70310	4.90	ug/L	97
96) 1,4-Dichlorobenzene	16.347	146	68879	4.91	ug/L	91
97) n-Butylbenzene	16.481	92	71208	4.70	ug/L	95
98) Benzyl Chloride	16.505	126	10699	4.08	ug/L	93
99) 1,2-Dichlorobenzene	16.645	146	64354	4.82	ug/L	96
100) 1,2-Dibromo-3-Chloropr...	17.181	75	5150	3.56	ug/L	95
101) Hexachlorobutadiene	17.600	225	17769	4.81	ug/L	94
102) 1,2,4-Trichlorobenzene	17.661	180	40444	4.71	ug/L	96
103) Naphthalene	17.916	128	90690	4.37	ug/L	99
104) 1,2,3-Trichlorobenzene	18.056	180	35093	4.64	ug/L	96
106) Ethanol	5.705	45	6653m	130.67	ug/L	
107) Acrolein	6.404	56	19728	23.48	ug/L	93
108) Tert Butyl Alcohol	7.669	59	29260	51.65	ug/L	91
109) Isobutyl alcohol	11.397	42	9730	89.57	ug/L	93
110) Tert Amyl Alcohol	11.519	59	12917	41.85	ug/L	82
111) 1,4-Dioxane	12.723	88	4290	82.99	ug/L	88
112) 3,3-dimethyl-1-butanol	14.371	57	83199	205.44	ug/L	95

(#) = qualifier out of range (m) = manual integration (+) = signals summed

Quantitation Report (QT Reviewed)

Data Path : C:\msdchem\1\DATA\110818\
Data File : Y38009.D
Acq On : 8 Nov 2018 2:00 pm
Operator : stutip
Sample : ic1510-2 Inst : MSVOA14-Y
Misc : MS41664,VY1510,,,,,
ALS Vial : 4 Sample Multiplier: 1

Quant Time: Nov 09 07:49:32 2018
Quant Method : C:\msdchem\1\METHODS\Y-nov0818w.M
Quant Title : SW-846 Method 5035A/8260B
QLast Update : Fri Nov 09 07:32:16 2018
Response via : Initial Calibration

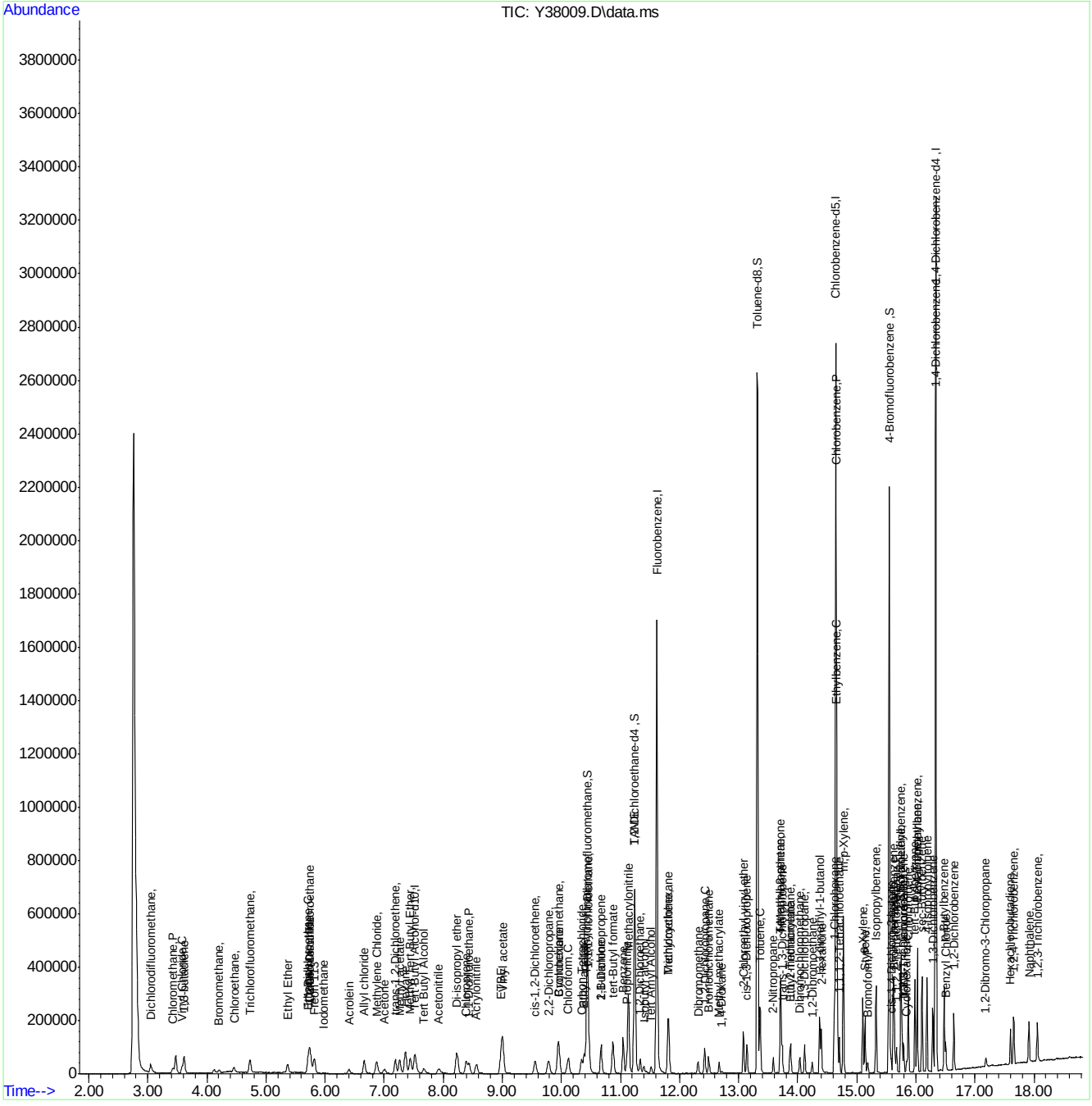

Manual Integration Approval Summary

Sample Number: VY1510-IC1510
Lab FileID: Y38009.D
Injection Time: 11/08/18 14:00

Method: SW846 8260B
Analyst approved: 11/09/18 14:40 Stuti Patel
Supervisor approved: 11/09/18 16:04 Juan Garcia

Parameter	CAS	Sig#	R.T. (min.)	Reason
Ethyl Alcohol	64-17-5		5.71	Poor instrument integration

Quantitation Report (Qedit)

Data Path : C:\msdchem\1\DATA\110818\
Data File : Y38009.D
Acq On : 8 Nov 2018 2:00 pm
Operator : stutip
Sample : ic1510-2 Inst : MSVOA14-Y
Misc : MS41664,VY1510,,,,,
ALS Vial : 4 Sample Multiplier: 1

Quant Time: Nov 09 07:32:29 2018
Quant Method : C:\msdchem\1\METHODS\Y-nov0818w.M
Quant Title : SW-846 Method 5035A/8260B
QLast Update : Fri Nov 09 07:32:16 2018
Response via : Initial Calibration

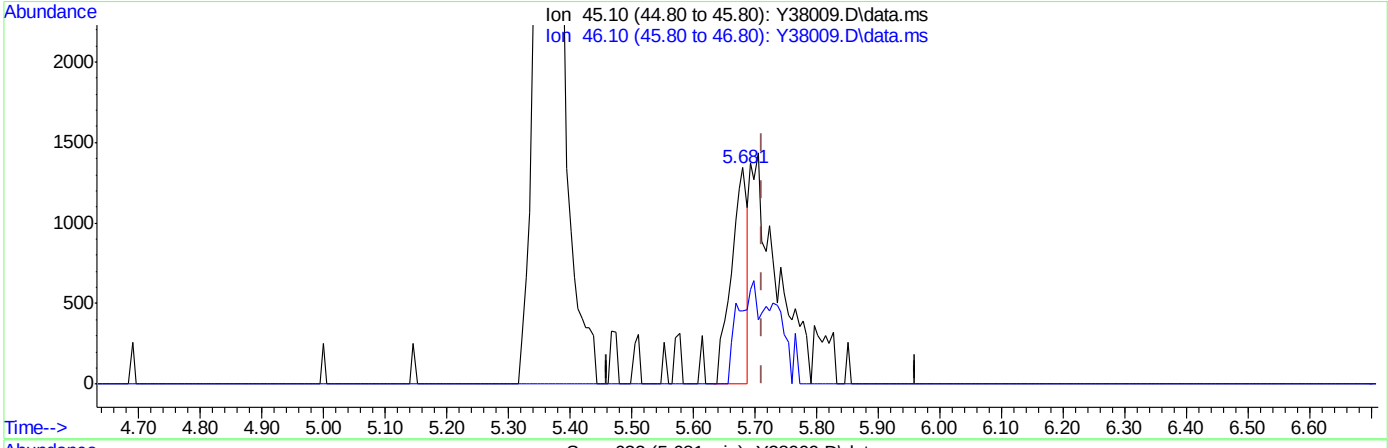

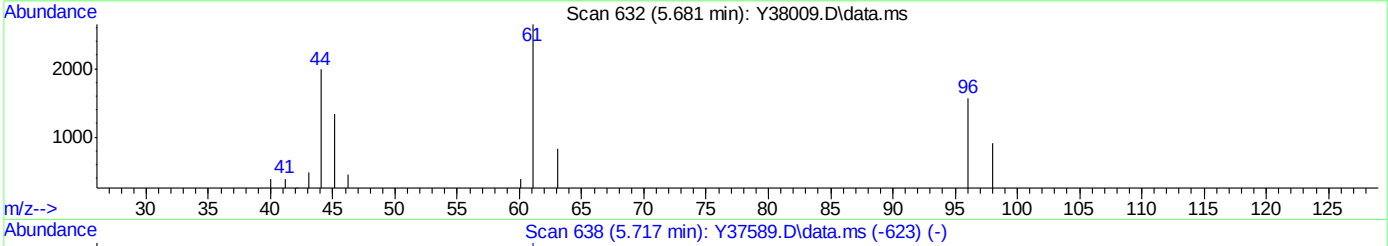

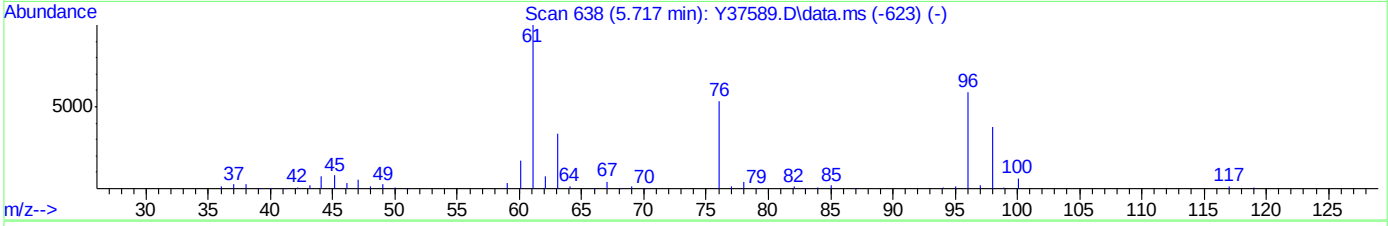

TIC: Y38009.D\data.ms

(106) Ethanol

5.681min (-0.031) 46.86ug/L

response 2386

Ion	Exp%	Act%
45.10	100	100
46.10	43.50	34.08
0.00	0.00	0.00
0.00	0.00	0.00

Quantitation Report (Qedit)

Data Path : C:\msdchem\1\DATA\110818\
Data File : Y38009.D
Acq On : 8 Nov 2018 2:00 pm
Operator : stutip
Sample : ic1510-2 Inst : MSVOA14-Y
Misc : MS41664,VY1510,,,,,
ALS Vial : 4 Sample Multiplier: 1

Quant Time: Nov 09 07:32:29 2018
Quant Method : C:\msdchem\1\METHODS\Y-nov0818w.M
Quant Title : SW-846 Method 5035A/8260B
QLast Update : Fri Nov 09 07:32:16 2018
Response via : Initial Calibration

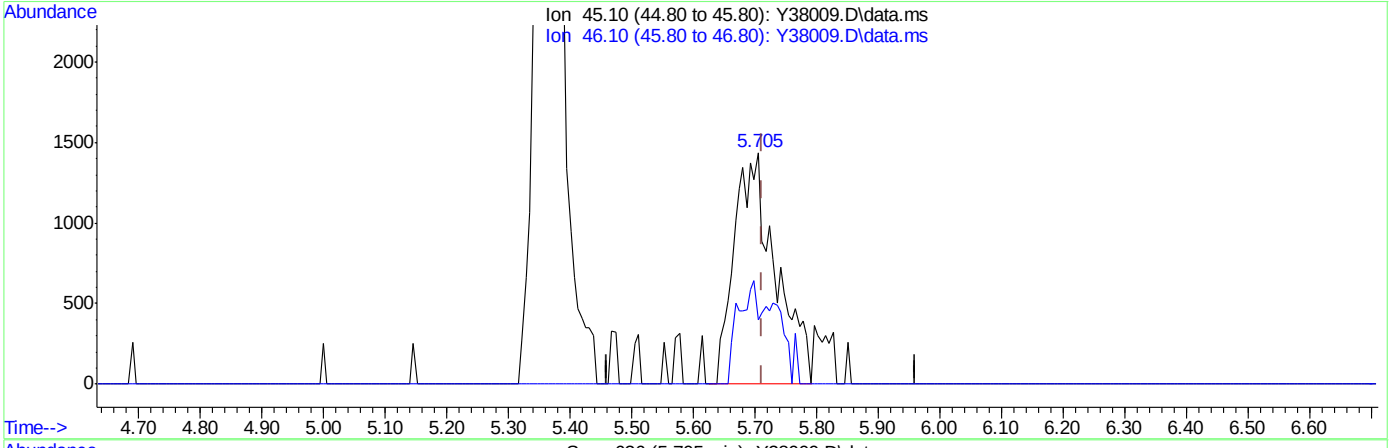

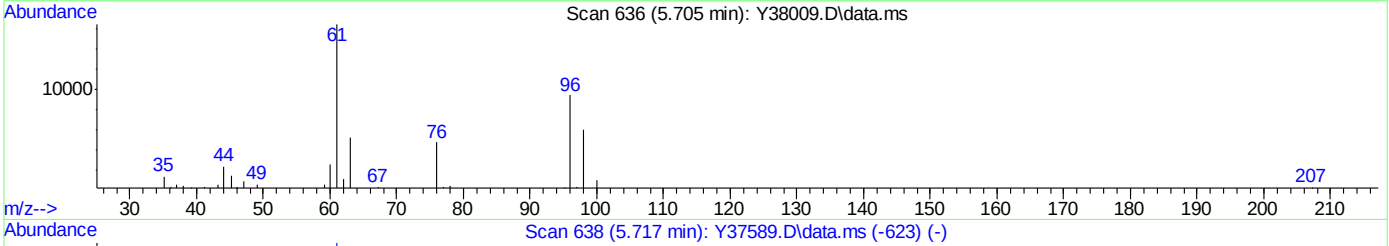

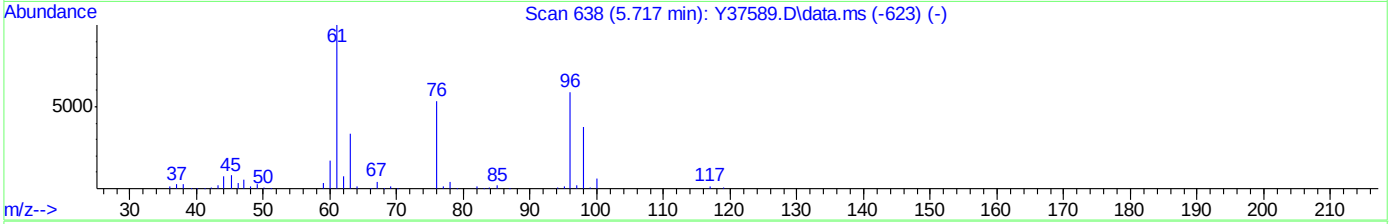

TIC: Y38009.D\data.ms

(106) Ethanol

5.705min (-0.006) 130.67ug/L m

response 6653

Ion	Exp%	Act%
45.10	100	100
46.10	43.50	27.96
0.00	0.00	0.00
0.00	0.00	0.00

Quantitation Report (QT Reviewed)

Data Path : C:\msdchem\1\DATA\110818\
Data File : Y38010.D
Acq On : 8 Nov 2018 2:29 pm
Operator : stutip
Sample : ic1510-3 Inst : MSVOA14-Y
Misc : MS41664,VY1510,,,,,
ALS Vial : 5 Sample Multiplier: 1

Quant Time: Nov 09 07:32:30 2018
Quant Method : C:\msdchem\1\METHODS\Y-nov0818w.M
Quant Title : SW-846 Method 5035A/8260B
QLast Update : Fri Nov 09 07:32:16 2018
Response via : Initial Calibration

Internal Standards	R.T.	QIon	Response	Conc	Units	Dev(Min)
1) Fluorobenzene	11.613	96	1453571	50.00	ug/L	0.00
56) Chlorobenzene-d5	14.647	117	1121773	50.00	ug/L	0.00
78) 1,4-Dichlorobenzene-d4	16.338	152	586421	50.00	ug/L	0.00
105) Tert Butyl Alcohol-d10	7.520	65	133310	250.00	ug/L	0.00
System Monitoring Compounds						
36) Dibromofluoromethane	10.439	113	334540	50.05	ug/L	0.00
Spiked Amount 50.000	Range 83 - 118		Recovery = 100.10%			
46) 1,2-Dichloroethane-d4	11.242	65	427930	50.85	ug/L	0.00
Spiked Amount 50.000	Range 79 - 125		Recovery = 101.70%			
57) Toluene-d8	13.315	98	1415702	49.67	ug/L	0.00
Spiked Amount 50.000	Range 85 - 112		Recovery = 99.34%			
79) 4-Bromofluorobenzene	15.553	174	442388	49.67	ug/L	0.00
Spiked Amount 50.000	Range 83 - 118		Recovery = 99.34%			
Target Compounds						Qvalue
2) Dichlorodifluoromethane	3.050	85	85113	10.43	ug/L	98
3) Chloromethane	3.427	50	86320	10.42	ug/L	98
4) 1,3-butadiene	3.616	39	65299	9.81	ug/L	98
5) Vinyl Chloride	3.579	62	80196	10.40	ug/L	96
6) Bromomethane	4.199	94	19603	9.44	ug/L	97
7) Chloroethane	4.449	64	43896	11.94	ug/L	95
8) Trichlorofluoromethane	4.728	101	105148	10.24	ug/L	99
9) Ethyl Ether	5.361	59	46214	9.92	ug/L	96
10) 1,2-Dichlorotrifluoroe...	5.750	67	69785	10.29	ug/L	92
11) 1,1-Dichloroethene	5.714	61	95764	10.16	ug/L	97
12) Freon 113	5.811	101	62958	10.14	ug/L	97
13) Carbon Disulfide	5.738	76	172671	9.94	ug/L	97
14) Iodomethane	5.987	142	8163	4.04	ug/L	91
15) Allyl chloride	6.662	41	99000	10.11	ug/L	94
16) Methylene Chloride	6.869	49	83381	10.01	ug/L	98
17) Acetone	7.003	43	77152	49.82	ug/L	98
18) Methyl acetate	7.258	43	204206	51.11	ug/L	99
19) trans-1,2-Dichloroethene	7.185	61	85326	10.04	ug/L	98
20) Hexane	7.362	56	56565	10.36	ug/L	93
21) Methyl Tert Butyl Ether	7.441	73	169853	10.19	ug/L	94
22) Acetonitrile	7.921	41	76353	100.97	ug/L	98
23) Di-isopropyl ether	8.231	45	205703	9.92	ug/L	97
24) Chloroprene	8.383	53	84449	10.10	ug/L	96
25) 1,1-Dichloroethane	8.432	63	109163	10.22	ug/L	100
26) Acrylonitrile	8.566	53	94378	49.83	ug/L	98
27) ETBE	8.979	59	183169	9.93	ug/L	96
28) Vinyl acetate	9.004	43	564115	49.81	ug/L	97
29) cis-1,2-Dichloroethene	9.557	96	64354	9.95	ug/L	98
30) 2,2-Dichloropropane	9.782	77	96376	9.99	ug/L	96
31) Bromochloromethane	9.958	128	29699	10.33	ug/L	90
32) Cyclohexane	9.946	56	119571	10.14	ug/L	98
33) Chloroform	10.123	83	105542	10.10	ug/L	98
34) Ethyl acetate	10.384	43	257133	50.93	ug/L	99
35) Tetrahydrofuran	10.408	42	35536	11.27	ug/L	89

Quantitation Report (QT Reviewed)

Data Path : C:\msdchem\1\DATA\110818\
Data File : Y38010.D
Acq On : 8 Nov 2018 2:29 pm
Operator : stutip
Sample : ic1510-3 Inst : MSVOA14-Y
Misc : MS41664,VY1510,,,,,
ALS Vial : 5 Sample Multiplier: 1

Quant Time: Nov 09 07:32:30 2018
Quant Method : C:\msdchem\1\METHODS\Y-nov0818w.M
Quant Title : SW-846 Method 5035A/8260B
QLast Update : Fri Nov 09 07:32:16 2018
Response via : Initial Calibration

Internal Standards	R.T.	QIon	Response	Conc	Units	Dev(Min)
37) Carbon Tetrachloride	10.342	117	85163	9.99	ug/L	97
38) 1,1,1-Trichloroethane	10.469	97	102132	9.98	ug/L	99
39) 2-Butanone	10.670	43	115441	50.14	ug/L	98
40) 1,1-Dichloropropene	10.670	75	86210	10.02	ug/L	95
41) tert-Butyl formate	10.871	59	150793	90.31	ug/L	95
42) Propionitrile	11.102	54	75028	108.42	ug/L	92
43) Methacrylonitrile	11.132	41	349398	108.01	ug/L	97
44) Benzene	11.047	78	257664	9.97	ug/L	96
45) TAME	11.235	73	167745	9.98	ug/L	95
47) 1,2-Dichloroethane	11.333	62	81164	10.01	ug/L	100
48) Trichloroethene	11.819	95	64483	10.11	ug/L	97
49) Methylcyclohexane	11.801	83	121951	10.08	ug/L	98
50) Dibromomethane	12.312	93	32576	9.90	ug/L	91
51) 1,2-Dichloropropane	12.427	63	62596	10.19	ug/L	95
52) Bromodichloromethane	12.494	83	74082	10.03	ug/L	98
53) Methyl methacrylate	12.671	41	43256	9.85	ug/L	97
54) 2-Chloroethyl vinyl ether	13.084	63	120254	48.61	ug/L	95
55) cis-1,3-Dichloropropene	13.139	75	103462	10.14	ug/L	96
58) Toluene	13.364	91	272608	9.95	ug/L	100
59) 2-Nitropropane	13.589	41	67442	47.35	ug/L	97
60) 4-Methyl-2-pentanone	13.704	43	252486	51.32	ug/L	95
61) trans-1,3-Dichloropropene	13.741	75	85241	10.02	ug/L	98
62) Tetrachloroethene	13.711	166	73872	10.40	ug/L	96
63) Ethyl methacrylate	13.863	69	61868	9.84	ug/L	91
64) 1,1,2-Trichloroethane	13.881	83	41229	10.08	ug/L	96
65) Dibromochloromethane	14.039	129	52786	9.72	ug/L	99
66) 1,3-Dichloropropane	14.118	76	95731	10.05	ug/L	96
67) 1,2-Dibromoethane	14.246	107	48715	9.94	ug/L	98
68) 2-hexanone	14.398	43	219804	50.96	ug/L	96
69) 1-Chlorohexane	14.617	91	96371	10.01	ug/L	97
70) Ethylbenzene	14.665	91	315788	9.95	ug/L	97
71) Chlorobenzene	14.659	112	171662	10.12	ug/L	98
72) 1,1,1,2-Tetrachloroethane	14.702	131	57693	9.83	ug/L	99
73) m,p-Xylene	14.775	91	498201	20.15	ug/L	99
74) o-Xylene	15.103	91	248046	9.83	ug/L	97
75) Styrene	15.140	104	173443	9.71	ug/L	99
76) Bromoform	15.182	173	30800	9.43	ug/L	96
77) Isopropylbenzene	15.328	105	313280	9.97	ug/L	99
80) cis-1,4-Dichloro-2-butene	15.584	53	18899	10.11	ug/L	93
81) n-Propylbenzene	15.620	91	392264	10.08	ug/L	96
82) Bromobenzene	15.638	156	74045	10.13	ug/L	97
83) 1,1,2,2-Tetrachloroethane	15.675	83	58470	10.07	ug/L	99
84) 1,3,5-Trimethylbenzene	15.748	105	260400	9.97	ug/L	100
85) 2-Chlorotoluene	15.754	91	250084	10.27	ug/L	98
86) trans-1,4-Dichloro-2-B...	15.796	53	18833	10.28	ug/L	94
87) 1,2,3-Trichloropropane	15.784	110	20619	10.14	ug/L	94
88) Cyclohexanone	15.845	55	25383	49.32	ug/L	97
89) 4-Chlorotoluene	15.869	91	231071	9.96	ug/L	97
90) tert-Butylbenzene	15.985	91	159015	10.12	ug/L	98
91) 1,2,4-Trimethylbenzene	16.028	105	271166	10.16	ug/L	100

Quantitation Report (QT Reviewed)

Data Path : C:\msdchem\1\DATA\110818\
Data File : Y38010.D
Acq On : 8 Nov 2018 2:29 pm
Operator : stutip
Sample : ic1510-3 Inst : MSVOA14-Y
Misc : MS41664,VY1510,,,,,
ALS Vial : 5 Sample Multiplier: 1

Quant Time: Nov 09 07:32:30 2018
Quant Method : C:\msdchem\1\METHODS\Y-nov0818w.M
Quant Title : SW-846 Method 5035A/8260B
QLast Update : Fri Nov 09 07:32:16 2018
Response via : Initial Calibration

Internal Standards	R.T.	QIon	Response	Conc	Units		Dev(Min)
92) Pentachloroethane	16.022	167	39387	10.23	ug/L		97
93) sec-Butylbenzene	16.107	105	350666	9.99	ug/L		97
94) 4-Isopropyltoluene	16.186	119	296590	9.91	ug/L		99
95) 1,3-Dichlorobenzene	16.289	146	146494	10.09	ug/L		98
96) 1,4-Dichlorobenzene	16.350	146	141109	9.94	ug/L		97
97) n-Butylbenzene	16.478	92	152940	9.96	ug/L		97
98) Benzyl Chloride	16.508	126	25763	9.70	ug/L	#	90
99) 1,2-Dichlorobenzene	16.642	146	134093	9.93	ug/L		98
100) 1,2-Dibromo-3-Chloropr...	17.183	75	13526	9.23	ug/L		97
101) Hexachlorobutadiene	17.603	225	37695	10.09	ug/L		90
102) 1,2,4-Trichlorobenzene	17.657	180	87149	10.02	ug/L		95
103) Naphthalene	17.913	128	210979	10.05	ug/L		99
104) 1,2,3-Trichlorobenzene	18.059	180	77509	10.12	ug/L		97
106) Ethanol	5.695	45	14938	266.00	ug/L		86
107) Acrolein	6.401	56	45853	49.48	ug/L		95
108) Tert Butyl Alcohol	7.672	59	63437	101.52	ug/L		93
109) Isobutyl alcohol	11.394	42	24249	202.38	ug/L		93
110) Tert Amyl Alcohol	11.515	59	32669	95.97	ug/L		89
111) 1,4-Dioxane	12.719	88	10908	191.32	ug/L		94
112) 3,3-dimethyl-1-butanol	14.373	57	213617	478.21	ug/L		97

(#) = qualifier out of range (m) = manual integration (+) = signals summed

Quantitation Report (QT Reviewed)

Data Path : C:\msdchem\1\DATA\110818\
Data File : Y38010.D
Acq On : 8 Nov 2018 2:29 pm
Operator : stutip
Sample : ic1510-3 Inst : MSVOA14-Y
Misc : MS41664,VY1510,,,,,
ALS Vial : 5 Sample Multiplier: 1

Quant Time: Nov 09 07:32:30 2018
Quant Method : C:\msdchem\1\METHODS\Y-nov0818w.M
Quant Title : SW-846 Method 5035A/8260B
QLast Update : Fri Nov 09 07:32:16 2018
Response via : Initial Calibration

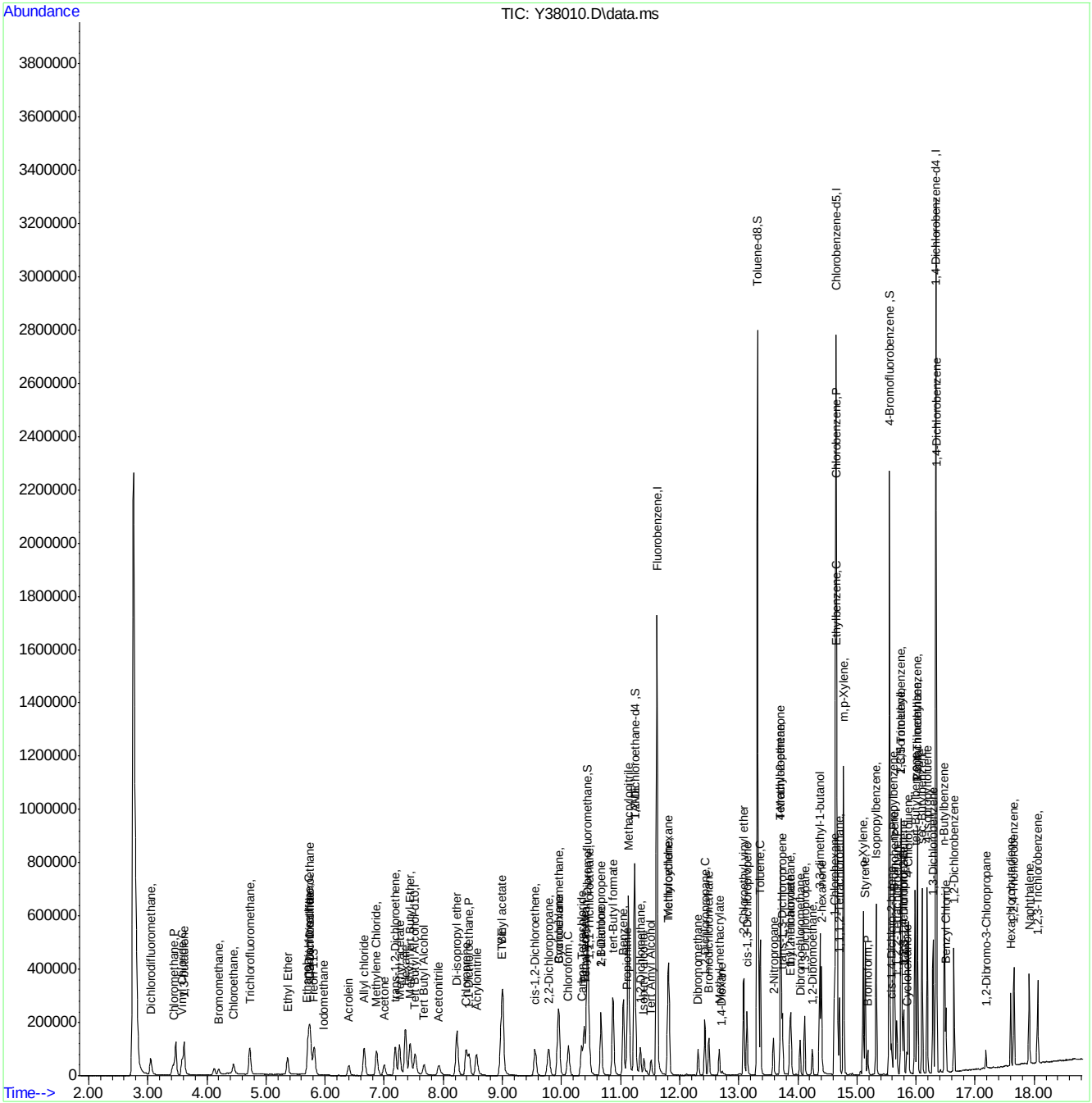

SGS FA60039

Quantitation Report (QT Reviewed)

Data Path : C:\msdchem\1\DATA\110818\
Data File : Y38011.D
Acq On : 8 Nov 2018 2:59 pm
Operator : stutip
Sample : ic1510-4 Inst : MSVOA14-Y
Misc : MS41664,VY1510,,,,,
ALS Vial : 6 Sample Multiplier: 1

Quant Time: Nov 09 07:32:31 2018
Quant Method : C:\msdchem\1\METHODS\Y-nov0818w.M
Quant Title : SW-846 Method 5035A/8260B
QLast Update : Fri Nov 09 07:32:16 2018
Response via : Initial Calibration

Internal Standards	R.T.	QIon	Response	Conc	Units	Dev(Min)
1) Fluorobenzene	11.615	96	1470202	50.00	ug/L	0.00
56) Chlorobenzene-d5	14.644	117	1127986	50.00	ug/L	0.00
78) 1,4-Dichlorobenzene-d4	16.334	152	596971	50.00	ug/L	0.00
105) Tert Butyl Alcohol-d10	7.529	65	139246	250.00	ug/L	0.00
System Monitoring Compounds						
36) Dibromofluoromethane	10.442	113	339498	50.22	ug/L	0.00
Spiked Amount 50.000	Range 83 - 118		Recovery = 100.44%			
46) 1,2-Dichloroethane-d4	11.244	65	422179	49.60	ug/L	0.00
Spiked Amount 50.000	Range 79 - 125		Recovery = 99.20%			
57) Toluene-d8	13.318	98	1430718	49.92	ug/L	0.00
Spiked Amount 50.000	Range 85 - 112		Recovery = 99.84%			
79) 4-Bromofluorobenzene	15.550	174	449113	49.53	ug/L	0.00
Spiked Amount 50.000	Range 83 - 118		Recovery = 99.06%			
Target Compounds						Qvalue
2) Dichlorodifluoromethane	3.047	85	215663	26.13	ug/L	100
3) Chloromethane	3.424	50	211561	25.24	ug/L	100
4) 1,3-butadiene	3.612	39	167270	24.85	ug/L	96
5) Vinyl Chloride	3.576	62	200771	25.75	ug/L	98
6) Bromomethane	4.202	94	55814	26.58	ug/L	99
7) Chloroethane	4.451	64	85851	23.09	ug/L	94
8) Trichlorofluoromethane	4.719	101	269208	25.92	ug/L	97
9) Ethyl Ether	5.370	59	118016	25.04	ug/L	95
10) 1,2-Dichlorotrifluoroe...	5.753	67	174243	25.40	ug/L	92
11) 1,1-Dichloroethene	5.710	61	244055	25.60	ug/L	99
12) Freon 113	5.814	101	155361	24.74	ug/L	97
13) Carbon Disulfide	5.735	76	447885	25.50	ug/L	95
14) Iodomethane	5.984	142	38806	18.99	ug/L	94
15) Allyl chloride	6.659	41	259472	26.20	ug/L	95
16) Methylene Chloride	6.872	49	207930	24.67	ug/L	98
17) Acetone	7.000	43	202541	129.30	ug/L	96
18) Methyl acetate	7.255	43	521510	129.05	ug/L	98
19) trans-1,2-Dichloroethene	7.182	61	220696	25.68	ug/L	99
20) Hexane	7.358	56	140863	25.50	ug/L	93
21) Methyl Tert Butyl Ether	7.437	73	435049	25.80	ug/L	90
22) Acetonitrile	7.930	41	198082	258.99	ug/L	99
23) Di-isopropyl ether	8.228	45	541864	25.84	ug/L	99
24) Chloroprene	8.386	53	229202	27.10	ug/L	97
25) 1,1-Dichloroethane	8.435	63	273904	25.36	ug/L	100
26) Acrylonitrile	8.562	53	245575	128.18	ug/L	99
27) ETBE	8.976	59	488792	26.20	ug/L	96
28) Vinyl acetate	9.006	43	1544519	134.85	ug/L	98
29) cis-1,2-Dichloroethene	9.554	96	164563	25.15	ug/L	100
30) 2,2-Dichloropropane	9.785	77	246569	25.28	ug/L	100
31) Bromochloromethane	9.961	128	76073	26.16	ug/L	89
32) Cyclohexane	9.949	56	310616	26.04	ug/L	97
33) Chloroform	10.119	83	266934	25.26	ug/L	98
34) Ethyl acetate	10.381	43	668857	130.97	ug/L	99
35) Tetrahydrofuran	10.399	42	91714	28.76	ug/L	96

Quantitation Report (QT Reviewed)

Data Path : C:\msdchem\1\DATA\110818\
Data File : Y38011.D
Acq On : 8 Nov 2018 2:59 pm
Operator : stutip
Sample : ic1510-4 Inst : MSVOA14-Y
Misc : MS41664,VY1510,,,,,
ALS Vial : 6 Sample Multiplier: 1

Quant Time: Nov 09 07:32:31 2018
Quant Method : C:\msdchem\1\METHODS\Y-nov0818w.M
Quant Title : SW-846 Method 5035A/8260B
QLast Update : Fri Nov 09 07:32:16 2018
Response via : Initial Calibration

Internal Standards	R.T.	QIon	Response	Conc	Units		Dev(Min)
37) Carbon Tetrachloride	10.338	117	221478	25.69	ug/L		98
38) 1,1,1-Trichloroethane	10.466	97	262863	25.40	ug/L		99
39) 2-Butanone	10.667	43	307557	132.06	ug/L		97
40) 1,1-Dichloropropene	10.667	75	227315	26.12	ug/L		96
41) tert-Butyl formate	10.873	59	449060	265.90	ug/L		97
42) Propionitrile	11.104	54	188318	269.05	ug/L		99
43) Methacrylonitrile	11.135	41	898407	274.57	ug/L		98
44) Benzene	11.044	78	659999	25.26	ug/L		97
45) TAME	11.232	73	434087	25.53	ug/L		96
47) 1,2-Dichloroethane	11.336	62	207576	25.32	ug/L		98
48) Trichloroethene	11.822	95	165868	25.72	ug/L		97
49) Methylcyclohexane	11.804	83	319144	26.09	ug/L		99
50) Dibromomethane	12.315	93	85879	25.81	ug/L		89
51) 1,2-Dichloropropane	12.424	63	160864	25.90	ug/L		94
52) Bromodichloromethane	12.491	83	191483	25.63	ug/L		97
53) Methyl methacrylate	12.667	41	120853	27.21	ug/L		96
54) 2-Chloroethyl vinyl ether	13.081	63	334597	133.73	ug/L		95
55) cis-1,3-Dichloropropene	13.142	75	266065	25.78	ug/L		97
58) Toluene	13.367	91	699769	25.39	ug/L		98
59) 2-Nitropropane	13.586	41	191637	133.81	ug/L		96
60) 4-Methyl-2-pentanone	13.707	43	666061	134.64	ug/L		97
61) trans-1,3-Dichloropropene	13.738	75	221161	25.86	ug/L		96
62) Tetrachloroethene	13.713	166	182005	25.47	ug/L		96
63) Ethyl methacrylate	13.865	69	176159	27.87	ug/L		97
64) 1,1,2-Trichloroethane	13.884	83	106575	25.92	ug/L		99
65) Dibromochloromethane	14.036	129	144166	26.40	ug/L		99
66) 1,3-Dichloropropane	14.115	76	245602	25.63	ug/L		94
67) 1,2-Dibromoethane	14.242	107	129039	26.18	ug/L		100
68) 2-hexanone	14.401	43	588301	135.65	ug/L		95
69) 1-Chlorohexane	14.619	91	247731	25.60	ug/L		98
70) Ethylbenzene	14.662	91	802893	25.16	ug/L		99
71) Chlorobenzene	14.662	112	430380	25.24	ug/L		97
72) 1,1,1,2-Tetrachloroethane	14.705	131	150265	25.45	ug/L		98
73) m,p-Xylene	14.771	91	1269992	51.08	ug/L		99
74) o-Xylene	15.100	91	661703	26.07	ug/L		100
75) Styrene	15.142	104	475846	26.48	ug/L		98
76) Bromoform	15.185	173	86044	26.21	ug/L		97
77) Isopropylbenzene	15.325	105	818006	25.89	ug/L		100
80) cis-1,4-Dichloro-2-butene	15.580	53	50744	26.67	ug/L		94
81) n-Propylbenzene	15.623	91	1011121	25.53	ug/L		95
82) Bromobenzene	15.641	156	187954	25.26	ug/L		98
83) 1,1,2,2-Tetrachloroethane	15.672	83	155867	26.36	ug/L		97
84) 1,3,5-Trimethylbenzene	15.744	105	687106	25.83	ug/L		99
85) 2-Chlorotoluene	15.757	91	630572	25.45	ug/L		94
86) trans-1,4-Dichloro-2-B...	15.799	53	48891	26.22	ug/L	#	76
87) 1,2,3-Trichloropropane	15.787	110	52968	25.58	ug/L		96
88) Cyclohexanone	15.842	55	67963	129.72	ug/L		98
89) 4-Chlorotoluene	15.872	91	598374	25.35	ug/L		92
90) tert-Butylbenzene	15.982	91	409782	25.61	ug/L		97
91) 1,2,4-Trimethylbenzene	16.024	105	705026	25.95	ug/L		98

Quantitation Report (QT Reviewed)

Data Path : C:\msdchem\1\DATA\110818\
Data File : Y38011.D
Acq On : 8 Nov 2018 2:59 pm
Operator : stutip
Sample : ic1510-4 Inst : MSVOA14-Y
Misc : MS41664,VY1510,,,,,
ALS Vial : 6 Sample Multiplier: 1

Quant Time: Nov 09 07:32:31 2018
Quant Method : C:\msdchem\1\METHODS\Y-nov0818w.M
Quant Title : SW-846 Method 5035A/8260B
QLast Update : Fri Nov 09 07:32:16 2018
Response via : Initial Calibration

Internal Standards	R.T.	QIon	Response	Conc	Units	Dev(Min)
92) Pentachloroethane	16.024	167	104751	26.73	ug/L	95
93) sec-Butylbenzene	16.103	105	912264	25.53	ug/L	99
94) 4-Isopropyltoluene	16.188	119	780604	25.62	ug/L	100
95) 1,3-Dichlorobenzene	16.292	146	374447	25.35	ug/L	97
96) 1,4-Dichlorobenzene	16.347	146	362346	25.08	ug/L	98
97) n-Butylbenzene	16.480	92	402732	25.77	ug/L	96
98) Benzyl Chloride	16.505	126	72127	26.69	ug/L	97
99) 1,2-Dichlorobenzene	16.645	146	348315	25.33	ug/L	96
100) 1,2-Dibromo-3-Chloropr...	17.186	75	32269	21.64	ug/L	83
101) Hexachlorobutadiene	17.605	225	95775	25.18	ug/L	86
102) 1,2,4-Trichlorobenzene	17.660	180	222970	25.17	ug/L	96
103) Naphthalene	17.916	128	551914	25.82	ug/L	100
104) 1,2,3-Trichlorobenzene	18.061	180	197356	25.30	ug/L	95
106) Ethanol	5.704	45	36372	620.07	ug/L	99
107) Acrolein	6.397	56	123638	127.73	ug/L	97
108) Tert Butyl Alcohol	7.675	59	155701	238.56	ug/L	93
109) Isobutyl alcohol	11.396	42	67196	536.90	ug/L	93
110) Tert Amyl Alcohol	11.518	59	91922	258.53	ug/L	93
111) 1,4-Dioxane	12.716	88	30535	512.73	ug/L	96
112) 3,3-dimethyl-1-butanol	14.370	57	617656	1323.75	ug/L	97

(#) = qualifier out of range (m) = manual integration (+) = signals summed

Quantitation Report (QT Reviewed)

Data Path : C:\msdchem\1\DATA\110818\
Data File : Y38011.D
Acq On : 8 Nov 2018 2:59 pm
Operator : stutip
Sample : ic1510-4 Inst : MSVOA14-Y
Misc : MS41664,VY1510,,,,,
ALS Vial : 6 Sample Multiplier: 1

Quant Time: Nov 09 07:32:31 2018
Quant Method : C:\msdchem\1\METHODS\Y-nov0818w.M
Quant Title : SW-846 Method 5035A/8260B
QLast Update : Fri Nov 09 07:32:16 2018
Response via : Initial Calibration

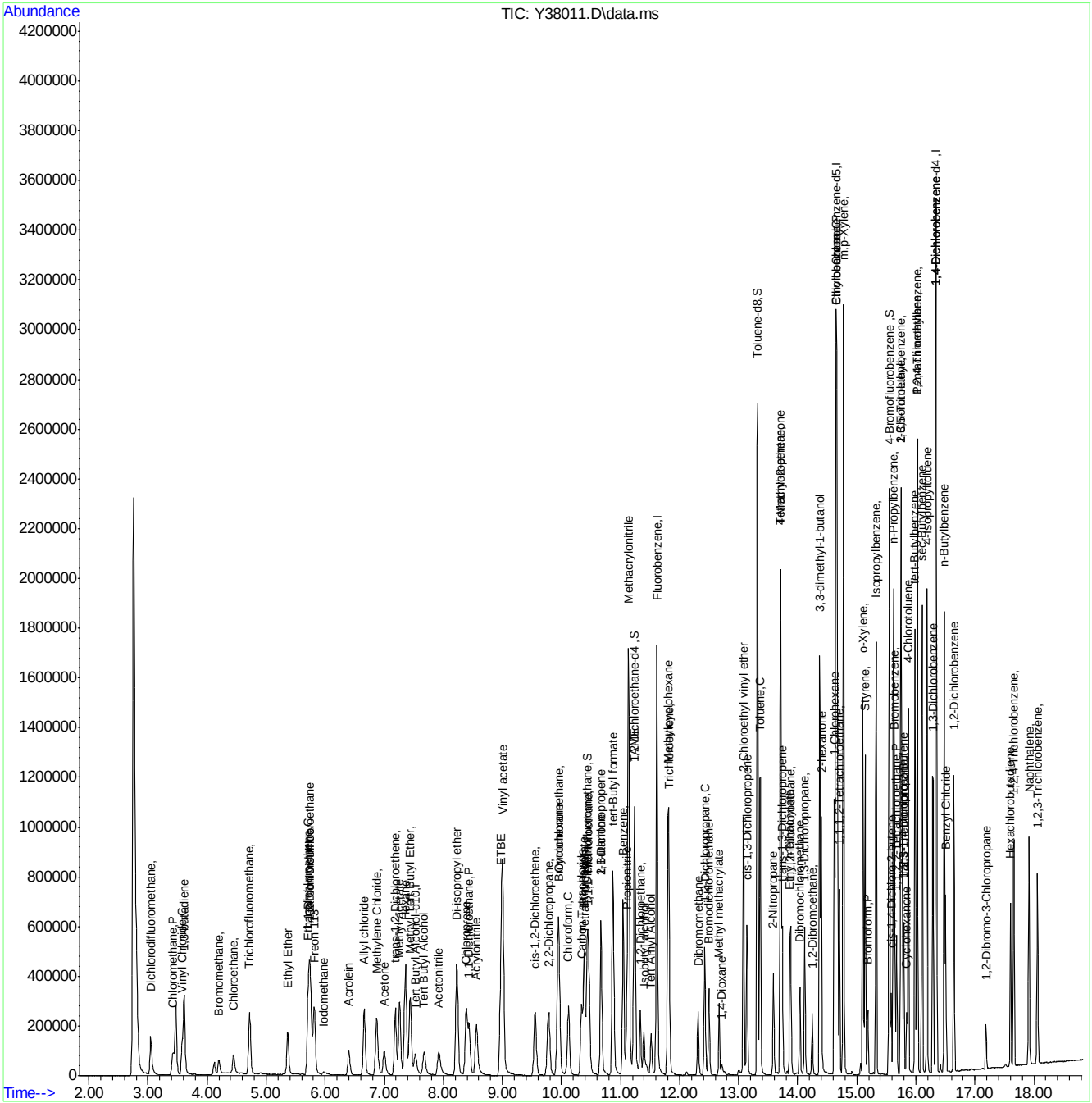

Quantitation Report (No Status)

Data Path : C:\msdchem\1\DATA\110818\
Data File : Y38012.D
Acq On : 8 Nov 2018 3:29 pm
Operator : stutip
Sample : icc1510-5 Inst : MSVOA14-Y
Misc : MS41664,VY1510,,,,,
ALS Vial : 7 Sample Multiplier: 1

Quant Time: Nov 09 07:32:32 2018
Quant Title :
QLast Update : Fri Nov 09 08:03:13 2018
Response via : Initial Calibration

Internal Standards	R.T.	QIon	Response	Conc	Units	Dev(Min)
1) Fluorobenzene	11.616	96	1545175	50.00	ug/L	0.00
56) Chlorobenzene-d5	14.645	117	1173990	50.00	ug/L	0.00
78) 1,4-Dichlorobenzene-d4	16.336	152	617613	50.00	ug/L	0.00
105) Tert Butyl Alcohol-d10	7.530	65	138689	250.00	ug/L	0.00
System Monitoring Compounds						
36) Dibromofluoromethane	10.437	113	351331	49.45	ug/L	0.00
Spiked Amount 50.000	Range 83 - 118		Recovery = 98.90%			
46) 1,2-Dichloroethane-d4	11.239	65	435458	48.68	ug/L	0.00
Spiked Amount 50.000	Range 79 - 125		Recovery = 97.36%			
57) Toluene-d8	13.319	98	1488553	49.90	ug/L	0.00
Spiked Amount 50.000	Range 85 - 112		Recovery = 99.80%			
79) 4-Bromofluorobenzene	15.551	174	474782	50.61	ug/L	0.00
Spiked Amount 50.000	Range 83 - 118		Recovery = 101.22%			
Target Compounds						Qvalue
2) Dichlorodifluoromethane	3.048	85	341648	39.38	ug/L	100
3) Chloromethane	3.425	50	344209	39.07	ug/L	98
4) 1,3-butadiene	3.613	39	271538	38.38	ug/L	97
5) Vinyl Chloride	3.577	62	331047	40.39	ug/L	98
6) Bromomethane	4.197	94	96847	43.88	ug/L	98
7) Chloroethane	4.447	64	131830	33.74	ug/L	95
8) Trichlorofluoromethane	4.720	101	441447	40.44	ug/L	100
9) Ethyl Ether	5.371	59	199698	40.32	ug/L	96
10) 1,2-Dichlorotrifluoroe...	5.754	67	279138	38.71	ug/L	91
11) 1,1-Dichloroethene	5.711	61	392341	39.16	ug/L	99
12) Freon 113	5.809	101	256495	38.86	ug/L	99
13) Carbon Disulfide	5.736	76	722447	39.14	ug/L	96
14) Iodomethane	5.985	142	109200	50.84	ug/L	94
15) Allyl chloride	6.660	41	430319	41.34	ug/L	95
16) Methylene Chloride	6.867	49	335811	37.91	ug/L	98
17) Acetone	7.001	43	326241	198.17	ug/L	96
18) Methyl acetate	7.256	43	820750	193.24	ug/L	98
19) trans-1,2-Dichloroethene	7.183	61	363981	40.31	ug/L	98
20) Hexane	7.359	56	231395	39.86	ug/L	95
21) Methyl Tert Butyl Ether	7.439	73	716857	40.45	ug/L	92
22) Acetonitrile	7.925	41	311062	386.98	ug/L	98
23) Di-isopropyl ether	8.229	45	907495	41.17	ug/L	97
24) Chloroprene	8.387	53	385872	43.41	ug/L	98
25) 1,1-Dichloroethane	8.436	63	450802	39.71	ug/L	100
26) Acrylonitrile	8.564	53	403713	200.50	ug/L	99
27) ETBE	8.977	59	816622	41.65	ug/L	97
28) Vinyl acetate	9.001	43	2561999	212.83	ug/L	98
29) cis-1,2-Dichloroethene	9.555	96	273733	39.81	ug/L	99
30) 2,2-Dichloropropane	9.780	77	410021	40.00	ug/L	100
31) Bromochloromethane	9.956	128	124598	40.76	ug/L	91
32) Cyclohexane	9.944	56	501102	39.97	ug/L	97
33) Chloroform	10.120	83	440242	39.63	ug/L	96
34) Ethyl acetate	10.382	43	1089413	202.97	ug/L	99
35) Tetrahydrofuran	10.394	42	147451	43.99	ug/L	89
37) Carbon Tetrachloride	10.339	117	369499	40.78	ug/L	99

Quantitation Report (No Status)

Data Path : C:\msdchem\1\DATA\110818\
Data File : Y38012.D
Acq On : 8 Nov 2018 3:29 pm
Operator : stutip
Sample : icc1510-5 Inst : MSVOA14-Y
Misc : MS41664,VY1510,,,,,
ALS Vial : 7 Sample Multiplier: 1

Quant Time: Nov 09 07:32:32 2018
Quant Title :
QLast Update : Fri Nov 09 08:03:13 2018
Response via : Initial Calibration

Internal Standards	R.T.	QIon	Response	Conc	Units		Dev(Min)
38) 1,1,1-Trichloroethane	10.467	97	429051	39.44	ug/L		99
39) 2-Butanone	10.668	43	498200	203.54	ug/L		98
40) 1,1-Dichloropropene	10.668	75	372484	40.72	ug/L		95
41) tert-Butyl formate	10.868	59	798429	449.84	ug/L		97
42) Propionitrile	11.106	54	302237	410.85	ug/L		99
43) Methacrylonitrile	11.136	41	1427510	415.11	ug/L		98
44) Benzene	11.045	78	1092448	39.78	ug/L		99
45) TAME	11.233	73	725539	40.60	ug/L		98
47) 1,2-Dichloroethane	11.337	62	339387	39.39	ug/L		98
48) Trichloroethene	11.817	95	268811	39.65	ug/L		97
49) Methylcyclohexane	11.805	83	523970	40.75	ug/L		99
50) Dibromomethane	12.310	93	139992	40.03	ug/L		97
51) 1,2-Dichloropropane	12.425	63	265657	40.70	ug/L		95
52) Bromodichloromethane	12.492	83	321622	40.97	ug/L		98
53) Methyl methacrylate	12.668	41	206015	44.13	ug/L		96
54) 2-Chloroethyl vinyl ether	13.082	63	560381	213.10	ug/L		96
55) cis-1,3-Dichloropropene	13.143	75	447794	41.28	ug/L		99
58) Toluene	13.362	91	1144918	39.91	ug/L		99
59) 2-Nitropropane	13.587	41	319794	214.54	ug/L		99
60) 4-Methyl-2-pentanone	13.708	43	1078075	209.39	ug/L		97
61) trans-1,3-Dichloropropene	13.739	75	369381	41.49	ug/L		79
62) Tetrachloroethene	13.714	166	296047	39.81	ug/L		96
63) Ethyl methacrylate	13.860	69	301786	45.88	ug/L		96
64) 1,1,2-Trichloroethane	13.879	83	172822	40.39	ug/L		96
65) Dibromochloromethane	14.037	129	239723	42.18	ug/L		99
66) 1,3-Dichloropropane	14.116	76	400779	40.19	ug/L		94
67) 1,2-Dibromoethane	14.244	107	212167	41.35	ug/L		100
68) 2-hexanone	14.396	43	943555	209.05	ug/L		96
69) 1-Chlorohexane	14.621	91	412899	40.99	ug/L		95
70) Ethylbenzene	14.663	91	1312458	39.52	ug/L		100
71) Chlorobenzene	14.657	112	699880	39.44	ug/L		99
72) 1,1,1,2-Tetrachloroethane	14.706	131	252532	41.10	ug/L		96
73) m,p-Xylene	14.773	91	2094417	80.95	ug/L		99
74) o-Xylene	15.101	91	1094596	41.44	ug/L		100
75) Styrene	15.137	104	802610	42.92	ug/L		100
76) Bromoform	15.186	173	145833	42.69	ug/L		95
77) Isopropylbenzene	15.326	105	1349273	41.03	ug/L		99
80) cis-1,4-Dichloro-2-butene	15.581	53	84882	43.12	ug/L		91
81) n-Propylbenzene	15.624	91	1664341	40.61	ug/L		94
82) Bromobenzene	15.642	156	306975	39.88	ug/L		98
83) 1,1,2,2-Tetrachloroethane	15.673	83	248252	40.58	ug/L		96
84) 1,3,5-Trimethylbenzene	15.746	105	1138743	41.38	ug/L		99
85) 2-Chlorotoluene	15.752	91	1032259	40.27	ug/L		98
86) trans-1,4-Dichloro-2-B...	15.794	53	82479	42.75	ug/L	#	86
87) 1,2,3-Trichloropropane	15.788	110	86818	40.52	ug/L		93
88) Cyclohexanone	15.843	55	107724	198.74	ug/L		96
89) 4-Chlorotoluene	15.873	91	988533	40.48	ug/L		92
90) tert-Butylbenzene	15.983	91	678043	40.96	ug/L		99
91) 1,2,4-Trimethylbenzene	16.025	105	1161503	41.33	ug/L		98
92) Pentachloroethane	16.025	167	171931	42.41	ug/L		95
93) sec-Butylbenzene	16.104	105	1528040	41.33	ug/L		99

Quantitation Report (No Status)

Data Path : C:\msdchem\1\DATA\110818\
Data File : Y38012.D
Acq On : 8 Nov 2018 3:29 pm
Operator : stutip
Sample : icc1510-5 Inst : MSVOA14-Y
Misc : MS41664,VY1510,,,,,
ALS Vial : 7 Sample Multiplier: 1

Quant Time: Nov 09 07:32:32 2018
Quant Title :
QLast Update : Fri Nov 09 08:03:13 2018
Response via : Initial Calibration

Internal Standards	R.T.	QIon	Response	Conc	Units	Dev(Min)
94) 4-Isopropyltoluene	16.190	119	1303724	41.36	ug/L	99
95) 1,3-Dichlorobenzene	16.287	146	619378	40.52	ug/L	99
96) 1,4-Dichlorobenzene	16.348	146	601798	40.26	ug/L	99
97) n-Butylbenzene	16.481	92	673939	41.68	ug/L	97
98) Benzyl Chloride	16.506	126	122932	43.96	ug/L	94
99) 1,2-Dichlorobenzene	16.646	146	579896	40.76	ug/L	95
100) 1,2-Dibromo-3-Chloropr...	17.181	75	52280	33.89	ug/L	94
101) Hexachlorobutadiene	17.600	225	159192	40.45	ug/L	91
102) 1,2,4-Trichlorobenzene	17.661	180	375536	40.98	ug/L	95
103) Naphthalene	17.917	128	911232	41.20	ug/L	100
104) 1,2,3-Trichlorobenzene	18.057	180	328946	40.77	ug/L	98
106) Ethanol	5.711	45	49637	849.61	ug/L	91
107) Acrolein	6.399	56	202601	210.15	ug/L	100
108) Tert Butyl Alcohol	7.676	59	251530	386.93	ug/L	93
109) Isobutyl alcohol	11.397	42	112601	903.30	ug/L	95
110) Tert Amyl Alcohol	11.519	59	154152	435.29	ug/L	92
111) 1,4-Dioxane	12.717	88	49335	831.74	ug/L	97
112) 3,3-dimethyl-1-butanol	14.371	57	1028113	2212.29	ug/L	98

(#) = qualifier out of range (m) = manual integration (+) = signals summed

Quantitation Report (No Status)

Data Path : C:\msdchem\1\DATA\110818\
Data File : Y38012.D
Acq On : 8 Nov 2018 3:29 pm
Operator : stutip
Sample : icc1510-5 Inst : MSVOA14-Y
Misc : MS41664,VY1510,,,,,
ALS Vial : 7 Sample Multiplier: 1

Quant Time: Nov 09 07:32:32 2018
Quant Title :
QLast Update : Fri Nov 09 08:03:13 2018
Response via : Initial Calibration

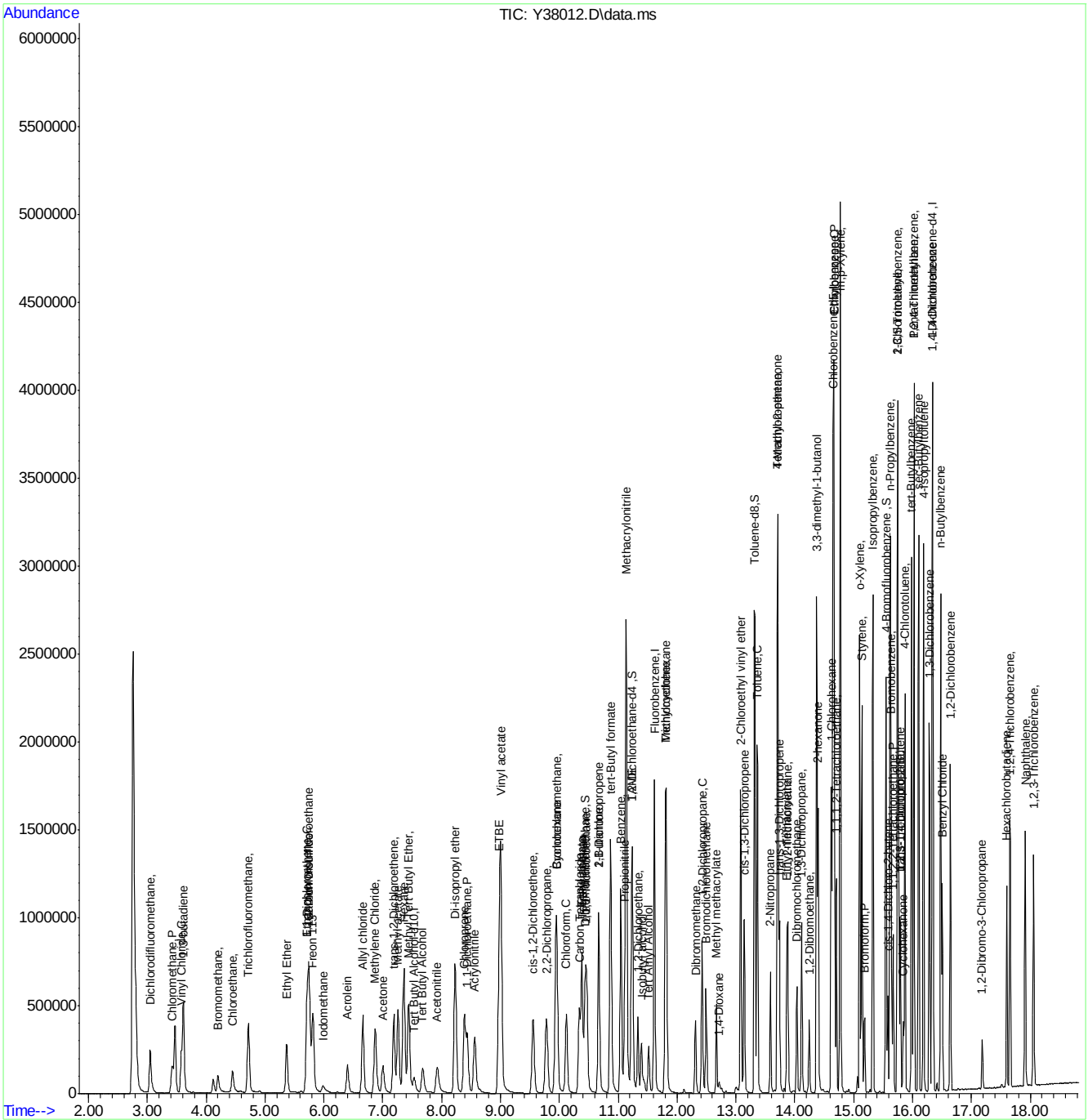

Y-nov0818w.M Fri Nov 09 14:30:15 2018 Page: 4

Quantitation Report (Qedit)

Data Path : C:\msdchem\1\DATA\110818\
Data File : Y38012.D
Acq On : 8 Nov 2018 3:29 pm
Operator : stutip
Sample : icc1510-5 Inst : MSVOA14-Y
Misc : MS41664,VY1510,,,,,
ALS Vial : 7 Sample Multiplier: 1

Quant Time: Nov 09 07:32:32 2018
Quant Method : C:\msdchem\1\METHODS\Y-nov0818w.M
Quant Title : SW-846 Method 5035A/8260B
QLast Update : Fri Nov 09 07:32:16 2018
Response via : Initial Calibration

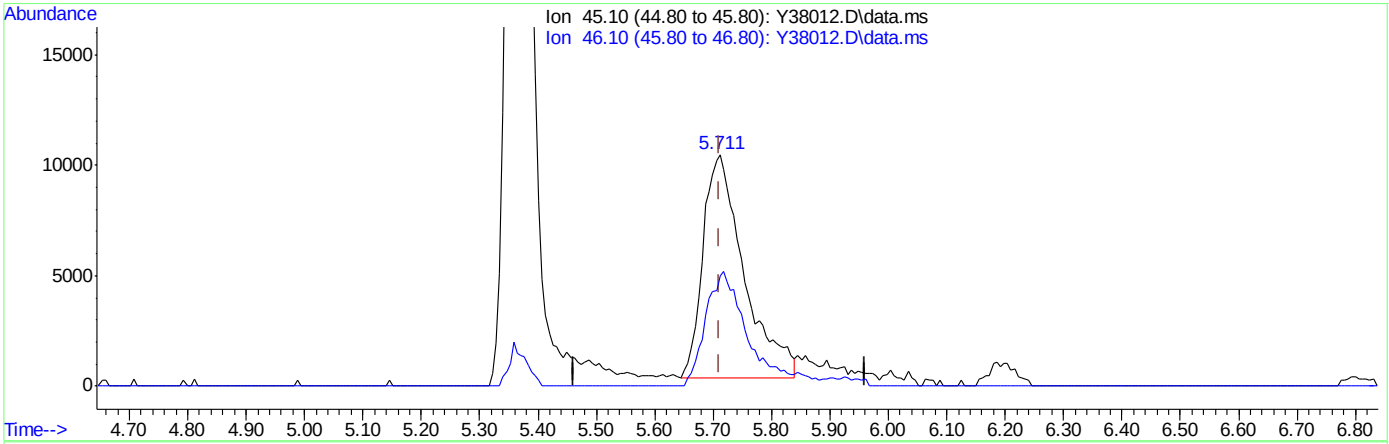

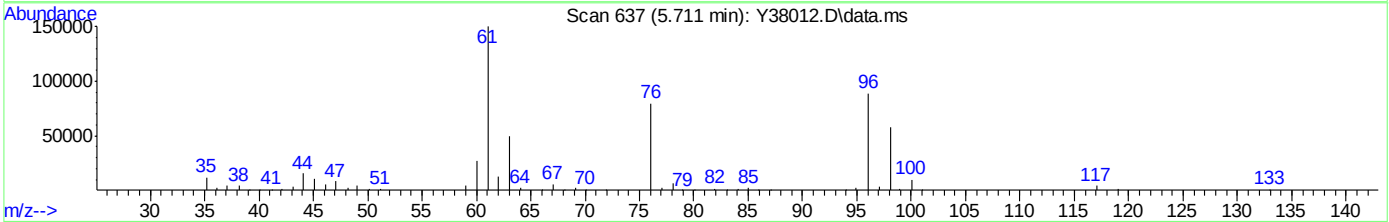

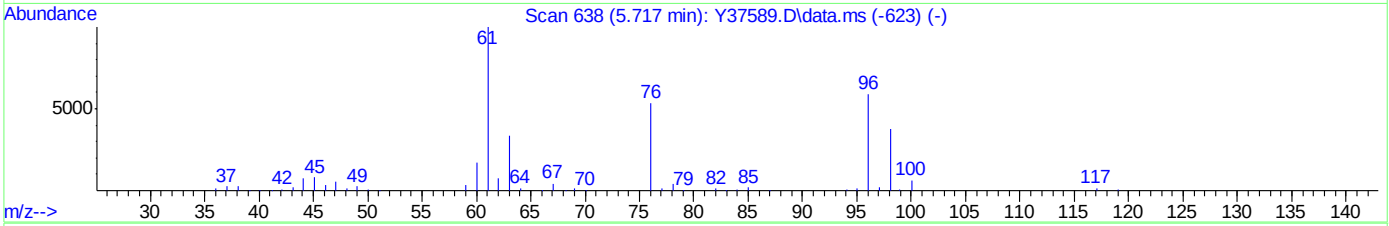

TIC: Y38012.D\data.ms

(106) Ethanol

5.711min (0.000) 849.61ug/L

response 49637

Ion	Exp%	Act%
45.10	100	100
46.10	43.50	49.18
0.00	0.00	0.00
0.00	0.00	0.00

Quantitation Report (Qedit)

Data Path : C:\msdchem\1\DATA\110818\
Data File : Y38012.D
Acq On : 8 Nov 2018 3:29 pm
Operator : stutip
Sample : icc1510-5 Inst : MSVOA14-Y
Misc : MS41664,VY1510,,,,,
ALS Vial : 7 Sample Multiplier: 1

Quant Time: Nov 09 07:32:32 2018
Quant Method : C:\msdchem\1\METHODS\Y-nov0818w.M
Quant Title : SW-846 Method 5035A/8260B
QLast Update : Fri Nov 09 07:32:16 2018
Response via : Initial Calibration

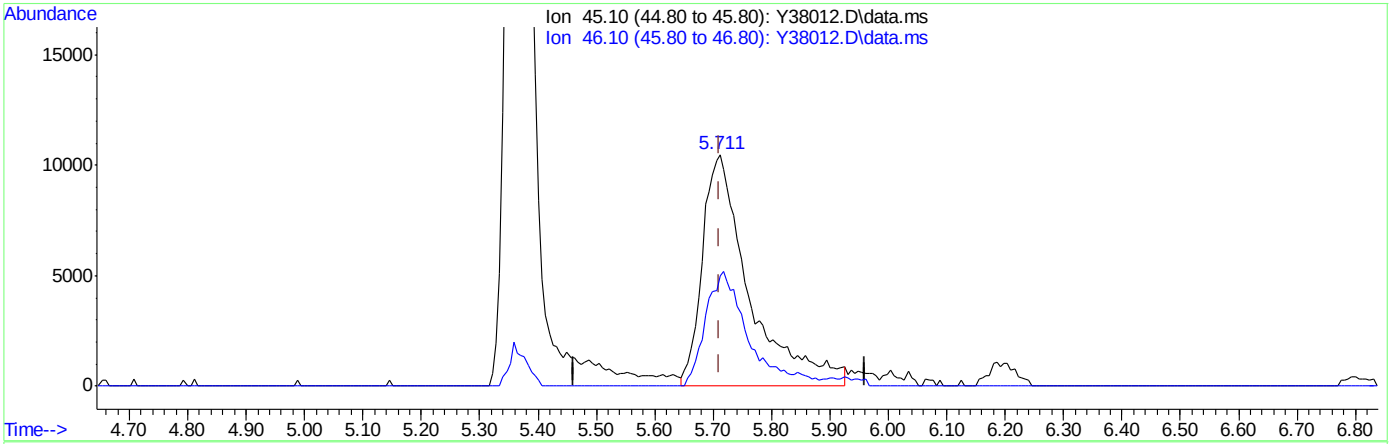

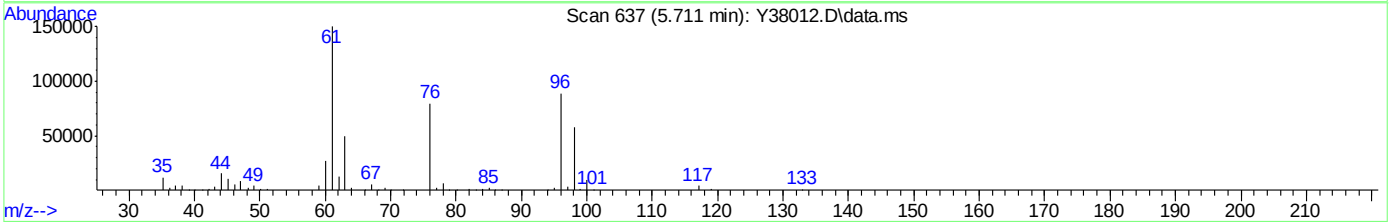

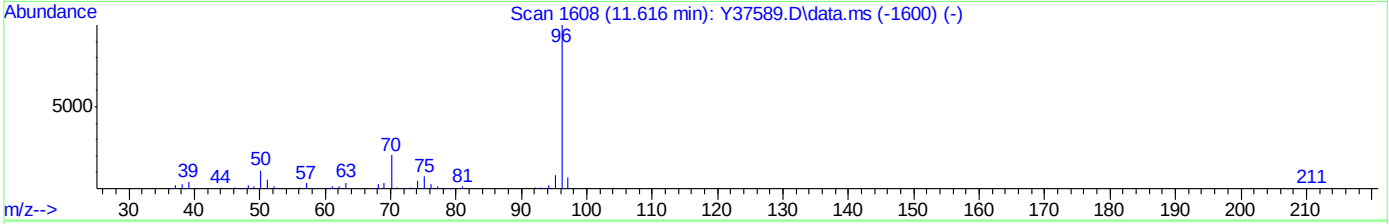

TIC: Y38012.D\data.ms

(106) Ethanol

5.711min (0.000) 849.61ug/L

response 49637

Ion	Exp%	Act%
45.10	100	100
46.10	43.50	49.18
0.00	0.00	0.00
0.00	0.00	0.00

Manual Integrations APPROVED (compounds with "m" flag)
Juan Garcia
11/09/18 16:04

Quantitation Report (QT Reviewed)

Data Path : C:\msdchem\1\DATA\110818\
Data File : Y38013.D
Acq On : 8 Nov 2018 4:02 pm
Operator : stutip
Sample : ic1510-6 Inst : MSVOA14-Y
Misc : MS41664,VY1510,,,,,
ALS Vial : 8 Sample Multiplier: 1

Quant Time: Nov 09 07:53:58 2018
Quant Method : C:\msdchem\1\METHODS\Y-nov0818w.M
Quant Title : SW-846 Method 5035A/8260B
QLast Update : Fri Nov 09 07:32:16 2018
Response via : Initial Calibration

Internal Standards	R.T.	QIon	Response	Conc	Units	Dev(Min)
1) Fluorobenzene	11.616	96	1522678	50.00	ug/L	0.00
56) Chlorobenzene-d5	14.644	117	1148160	50.00	ug/L	0.00
78) 1,4-Dichlorobenzene-d4	16.335	152	620688	50.00	ug/L	0.00
105) Tert Butyl Alcohol-d10	7.535	65	147630	250.00	ug/L	0.00
System Monitoring Compounds						
36) Dibromofluoromethane	10.436	113	343123	49.01	ug/L	0.00
Spiked Amount 50.000	Range 83 - 118		Recovery = 98.02%			
46) 1,2-Dichloroethane-d4	11.239	65	422369	47.92	ug/L	0.00
Spiked Amount 50.000	Range 79 - 125		Recovery = 95.84%			
57) Toluene-d8	13.319	98	1473890	50.52	ug/L	0.00
Spiked Amount 50.000	Range 85 - 112		Recovery = 101.04%			
79) 4-Bromofluorobenzene	15.551	174	471442	50.01	ug/L	0.00
Spiked Amount 50.000	Range 83 - 118		Recovery = 100.02%			
Target Compounds						Qvalue
2) Dichlorodifluoromethane	3.047	85	624172	73.02	ug/L	99
3) Chloromethane	3.424	50	583591	67.23	ug/L	100
4) 1,3-butadiene	3.613	39	402855	57.78	ug/L	95
5) Vinyl Chloride	3.576	62	572683	70.91	ug/L	98
6) Bromomethane	4.197	94	176001	80.92	ug/L	100
7) Chloroethane	4.446	64	217011	56.36	ug/L	96
8) Trichlorofluoromethane	4.708	101	719157	66.85	ug/L	99
9) Ethyl Ether	5.370	59	360437	73.84	ug/L	95
10) 1,2-Dichlorotrifluoroe...	5.754	67	492267	69.27	ug/L	92
11) 1,1-Dichloroethene	5.705	61	709686	71.88	ug/L	99
12) Freon 113	5.808	101	448974	69.03	ug/L	98
13) Carbon Disulfide	5.735	76	1302429	71.60	ug/L	96
14) Iodomethane	5.979	142	239097	112.97	ug/L	95
15) Allyl chloride	6.660	41	623035	60.74	ug/L	96
16) Methylene Chloride	6.866	49	589242	67.50	ug/L	96
17) Acetone	7.006	43	585989	361.21	ug/L	98
18) Methyl acetate	7.256	43	1522262	363.71	ug/L	99
19) trans-1,2-Dichloroethene	7.183	61	643231	72.28	ug/L	98
20) Hexane	7.353	56	405121	70.82	ug/L	96
21) Methyl Tert Butyl Ether	7.438	73	1300960	74.49	ug/L	93
22) Acetonitrile	7.925	41	442069	558.08	ug/L	99
23) Di-isopropyl ether	8.229	45	1623689	74.75	ug/L	99
24) Chloroprene	8.387	53	535418	61.12	ug/L	99
25) 1,1-Dichloroethane	8.435	63	789352	70.57	ug/L	99
26) Acrylonitrile	8.563	53	766900	386.50	ug/L	99
27) ETBE	8.977	59	1469208	76.05	ug/L	96
28) Vinyl acetate	9.007	43	4857760	409.50	ug/L	99
29) cis-1,2-Dichloroethene	9.554	96	488180	72.04	ug/L	98
30) 2,2-Dichloropropane	9.779	77	727858	72.05	ug/L	99
31) Bromochloromethane	9.962	128	208010	69.06	ug/L	88
32) Cyclohexane	9.944	56	904800	73.23	ug/L	97
33) Chloroform	10.120	83	775652	70.86	ug/L	96
34) Ethyl acetate	10.381	43	2085340	394.26	ug/L	99
35) Tetrahydrofuran	10.394	42	274691	83.16	ug/L	90

Quantitation Report (QT Reviewed)

Data Path : C:\msdchem\1\DATA\110818\
Data File : Y38013.D
Acq On : 8 Nov 2018 4:02 pm
Operator : stutip
Sample : ic1510-6 Inst : MSVOA14-Y
Misc : MS41664,VY1510,,,,,
ALS Vial : 8 Sample Multiplier: 1

Quant Time: Nov 09 07:53:58 2018
Quant Method : C:\msdchem\1\METHODS\Y-nov0818w.M
Quant Title : SW-846 Method 5035A/8260B
QLast Update : Fri Nov 09 07:32:16 2018
Response via : Initial Calibration

Internal Standards	R.T.	QIon	Response	Conc	Units		Dev(Min)
37) Carbon Tetrachloride	10.339	117	658684	73.77	ug/L		99
38) 1,1,1-Trichloroethane	10.467	97	760628	70.96	ug/L		99
39) 2-Butanone	10.667	43	902698	374.25	ug/L		97
40) 1,1-Dichloropropene	10.667	75	658422	73.04	ug/L		95
41) tert-Butyl formate	10.874	59	1618959	925.60	ug/L		98
42) Propionitrile	11.111	54	440027	606.99	ug/L		84
43) Methacrylonitrile	11.136	41	2032876	599.88	ug/L		98
44) Benzene	11.044	78	1914981	70.77	ug/L		98
45) TAME	11.233	73	1326928	75.34	ug/L		98
47) 1,2-Dichloroethane	11.336	62	606412	71.42	ug/L		97
48) Trichloroethene	11.823	95	470084	70.37	ug/L		94
49) Methylcyclohexane	11.805	83	931579	73.53	ug/L		98
50) Dibromomethane	12.309	93	255957	74.27	ug/L		97
51) 1,2-Dichloropropane	12.425	63	467781	72.72	ug/L		95
52) Bromodichloromethane	12.492	83	582088	75.24	ug/L		98
53) Methyl methacrylate	12.668	41	308984	67.16	ug/L		97
54) 2-Chloroethyl vinyl ether	13.082	63	1089522	420.44	ug/L		97
55) cis-1,3-Dichloropropene	13.142	75	799720	74.81	ug/L		98
58) Toluene	13.361	91	2030180	72.36	ug/L		100
59) 2-Nitropropane	13.586	41	609438	418.05	ug/L		99
60) 4-Methyl-2-pentanone	13.708	43	1914672	380.24	ug/L		97
61) trans-1,3-Dichloropropene	13.738	75	659922	75.80	ug/L		93
62) Tetrachloroethene	13.714	166	511448	70.32	ug/L		96
63) Ethyl methacrylate	13.866	69	437313	67.98	ug/L		95
64) 1,1,2-Trichloroethane	13.884	83	308405	73.69	ug/L		97
65) Dibromochloromethane	14.036	129	439542	79.08	ug/L		98
66) 1,3-Dichloropropane	14.115	76	722627	74.09	ug/L		95
67) 1,2-Dibromoethane	14.243	107	387551	77.23	ug/L		99
68) 2-hexanone	14.401	43	1708914	387.13	ug/L		96
69) 1-Chlorohexane	14.620	91	733230	74.43	ug/L		95
70) Ethylbenzene	14.669	91	2312210	71.19	ug/L		97
71) Chlorobenzene	14.657	112	1233840	71.09	ug/L		97
72) 1,1,1,2-Tetrachloroethane	14.705	131	456322	75.94	ug/L		97
73) m,p-Xylene	14.772	91	3683716	145.57	ug/L		100
74) o-Xylene	15.101	91	1939865	75.09	ug/L		100
75) Styrene	15.143	104	1449978	79.28	ug/L		97
76) Bromoform	15.186	173	278484	83.35	ug/L		97
77) Isopropylbenzene	15.326	105	2398916	74.59	ug/L		100
80) cis-1,4-Dichloro-2-butene	15.581	53	135202	68.35	ug/L		91
81) n-Propylbenzene	15.624	91	2957345	71.81	ug/L		95
82) Bromobenzene	15.642	156	539668	69.76	ug/L		99
83) 1,1,2,2-Tetrachloroethane	15.672	83	459179	74.69	ug/L		97
84) 1,3,5-Trimethylbenzene	15.745	105	2023935	73.18	ug/L		99
85) 2-Chlorotoluene	15.757	91	1815441	70.47	ug/L		94
86) trans-1,4-Dichloro-2-B...	15.800	53	150124	77.43	ug/L	#	76
87) 1,2,3-Trichloropropane	15.788	110	156035	72.47	ug/L		97
88) Cyclohexanone	15.843	55	194384	356.84	ug/L		97
89) 4-Chlorotoluene	15.873	91	1763196	71.84	ug/L		93
90) tert-Butylbenzene	15.982	91	1207977	72.61	ug/L		98
91) 1,2,4-Trimethylbenzene	16.025	105	2066550	73.17	ug/L		99

Quantitation Report (QT Reviewed)

Data Path : C:\msdchem\1\DATA\110818\
Data File : Y38013.D
Acq On : 8 Nov 2018 4:02 pm
Operator : stutip
Sample : ic1510-6 Inst : MSVOA14-Y
Misc : MS41664,VY1510,,,,,
ALS Vial : 8 Sample Multiplier: 1

Quant Time: Nov 09 07:53:58 2018
Quant Method : C:\msdchem\1\METHODS\Y-nov0818w.M
Quant Title : SW-846 Method 5035A/8260B
QLast Update : Fri Nov 09 07:32:16 2018
Response via : Initial Calibration

Internal Standards	R.T.	QIon	Response	Conc	Units	Dev(Min)
92) Pentachloroethane	16.025	167	256226	62.89	ug/L	92
93) sec-Butylbenzene	16.104	105	2742265	73.81	ug/L	99
94) 4-Isopropyltoluene	16.189	119	2359012	74.47	ug/L	99
95) 1,3-Dichlorobenzene	16.293	146	1102129	71.75	ug/L	97
96) 1,4-Dichlorobenzene	16.347	146	1083860	72.16	ug/L	99
97) n-Butylbenzene	16.481	92	1216501	74.86	ug/L	97
98) Benzyl Chloride	16.505	126	234181	83.34	ug/L	97
99) 1,2-Dichlorobenzene	16.645	146	1044659	73.05	ug/L	95
100) 1,2-Dibromo-3-Chloropr...	17.180	75	99852	64.40	ug/L	96
101) Hexachlorobutadiene	17.606	225	286182	72.35	ug/L	83
102) 1,2,4-Trichlorobenzene	17.661	180	669130	72.66	ug/L	96
103) Naphthalene	17.916	128	1694303	76.23	ug/L	99
104) 1,2,3-Trichlorobenzene	18.062	180	594367	73.29	ug/L	95
106) Ethanol	5.729	45	88508m	1423.20	ug/L	
107) Acrolein	6.404	56	390557	380.58	ug/L	98
108) Tert Butyl Alcohol	7.687	59	475772	687.56	ug/L	96
109) Isobutyl alcohol	11.397	42	168450	1269.48	ug/L	95
110) Tert Amyl Alcohol	11.519	59	301214	799.04	ug/L	93
111) 1,4-Dioxane	12.717	88	96557	1529.27	ug/L	92
112) 3,3-dimethyl-1-butanol	14.371	57	2057457	4159.10	ug/L	99

(#) = qualifier out of range (m) = manual integration (+) = signals summed

Quantitation Report (QT Reviewed)

Data Path : C:\msdchem\1\DATA\110818\
Data File : Y38013.D
Acq On : 8 Nov 2018 4:02 pm
Operator : stutip
Sample : ic1510-6 Inst : MSVOA14-Y
Misc : MS41664,VY1510,,,,,
ALS Vial : 8 Sample Multiplier: 1

Quant Time: Nov 09 07:53:58 2018
Quant Method : C:\msdchem\1\METHODS\Y-nov0818w.M
Quant Title : SW-846 Method 5035A/8260B
QLast Update : Fri Nov 09 07:32:16 2018
Response via : Initial Calibration

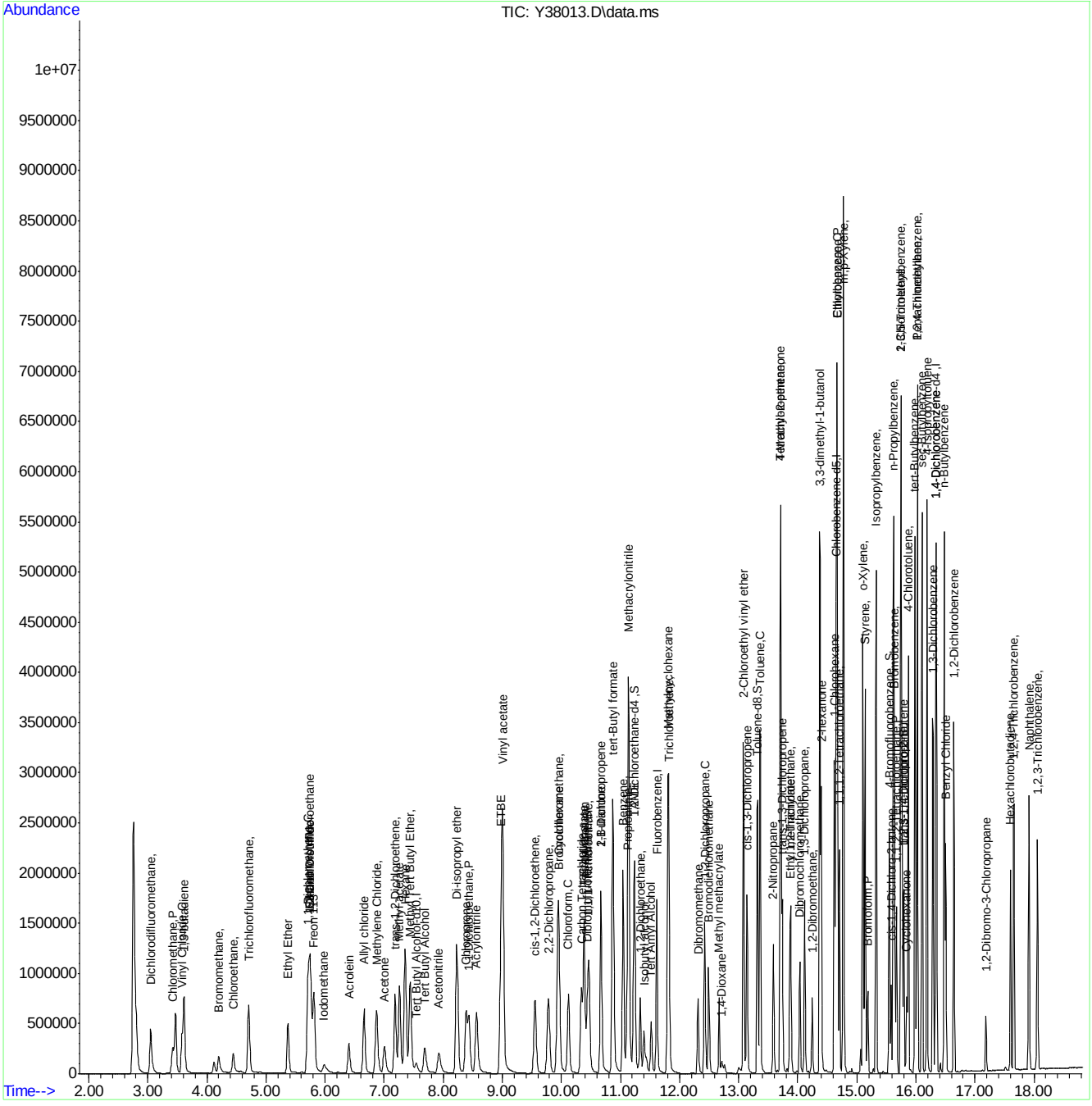

Manual Integration Approval Summary

Sample Number: VY1510-IC1510
Lab FileID: Y38013.D
Injection Time: 11/08/18 16:02
Method: SW846 8260B
Analyst approved: 11/09/18 14:40 Stuti Patel
Supervisor approved: 11/09/18 16:04 Juan Garcia

Parameter	CAS	Sig#	R.T. (min.)	Reason
Ethyl Alcohol	64-17-5		5.73	Poor instrument integration

Quantitation Report (Qedit)

Data Path : C:\msdchem\1\DATA\110818\
Data File : Y38013.D
Acq On : 8 Nov 2018 4:02 pm
Operator : stutip
Sample : ic1510-6 Inst : MSVOA14-Y
Misc : MS41664,VY1510,,,,,
ALS Vial : 8 Sample Multiplier: 1

Quant Time: Nov 09 07:32:33 2018
Quant Method : C:\msdchem\1\METHODS\Y-nov0818w.M
Quant Title : SW-846 Method 5035A/8260B
QLast Update : Fri Nov 09 07:32:16 2018
Response via : Initial Calibration

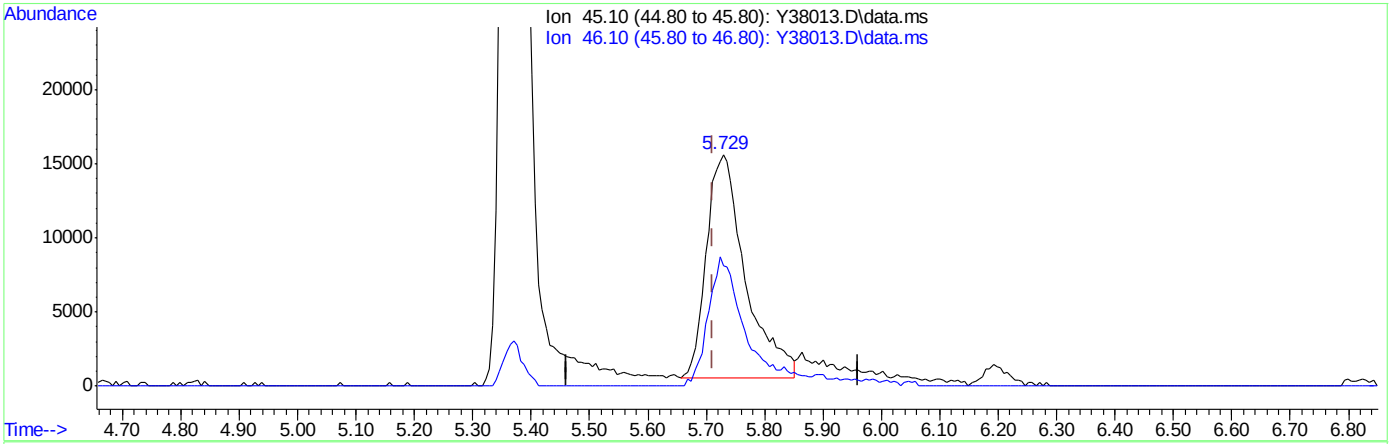

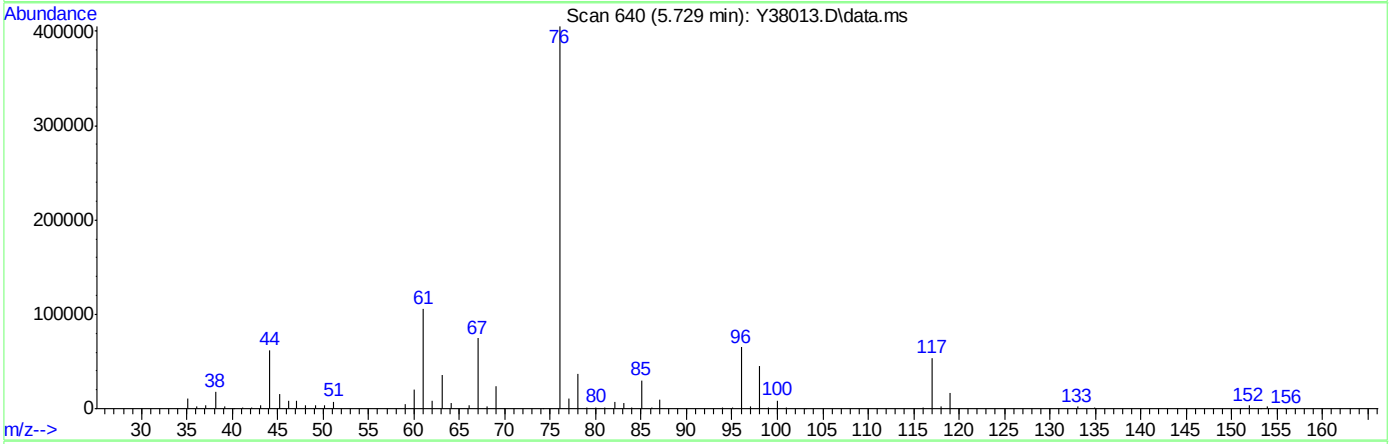

TIC: Y38013.D\data.ms

(106) Ethanol

5.729min (+0.018) 1116.35ug/L

response 69425

Ion	Exp%	Act%
45.10	100	100
46.10	43.50	54.11
0.00	0.00	0.00
0.00	0.00	0.00

Quantitation Report (Qedit)

Data Path : C:\msdchem\1\DATA\110818\
Data File : Y38013.D
Acq On : 8 Nov 2018 4:02 pm
Operator : stutip
Sample : ic1510-6 Inst : MSVOA14-Y
Misc : MS41664,VY1510,,,,,
ALS Vial : 8 Sample Multiplier: 1

Quant Time: Nov 09 07:32:33 2018
Quant Method : C:\msdchem\1\METHODS\Y-nov0818w.M
Quant Title : SW-846 Method 5035A/8260B
QLast Update : Fri Nov 09 07:32:16 2018
Response via : Initial Calibration

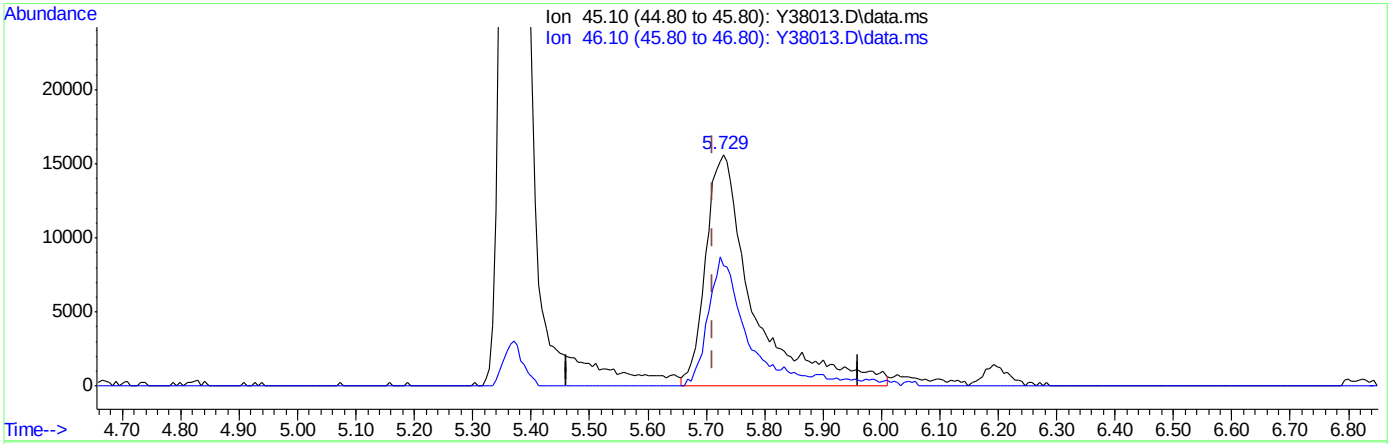

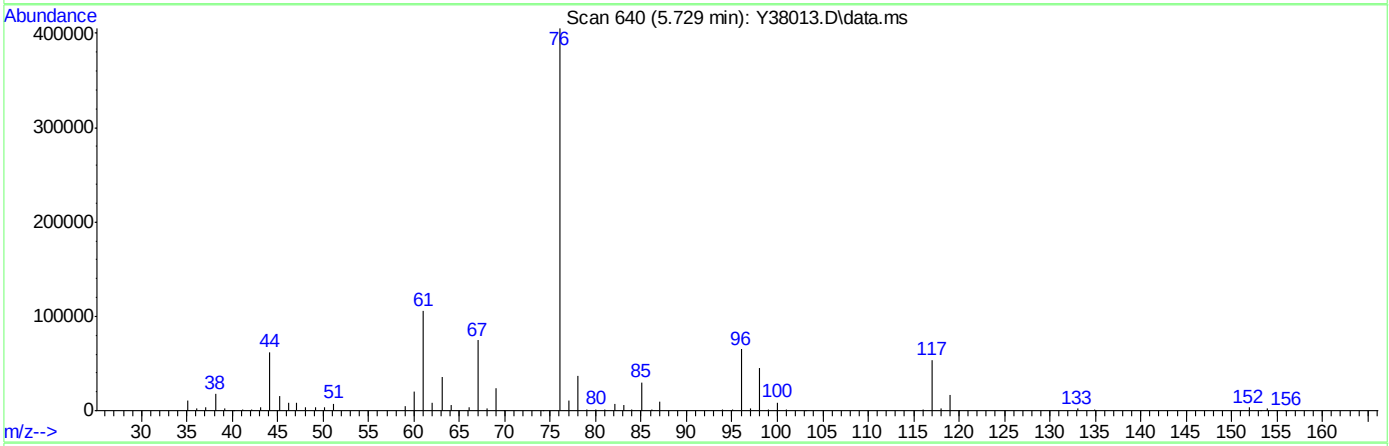

TIC: Y38013.D\data.ms

(106) Ethanol

5.729min (+0.018) 1423.20ug/L m

response 88508

Ion	Exp%	Act%
45.10	100	100
46.10	43.50	52.06
0.00	0.00	0.00
0.00	0.00	0.00

Quantitation Report (QT Reviewed)

Data Path : C:\msdchem\1\DATA\110818\
Data File : Y38014.D
Acq On : 8 Nov 2018 4:33 pm
Operator : stutip
Sample : ic1510-7 Inst : MSVOA14-Y
Misc : MS41664,VY1510,,,,,
ALS Vial : 9 Sample Multiplier: 1

Quant Time: Nov 09 07:32:34 2018
Quant Method : C:\msdchem\1\METHODS\Y-nov0818w.M
Quant Title : SW-846 Method 5035A/8260B
QLast Update : Fri Nov 09 07:32:16 2018
Response via : Initial Calibration

Internal Standards	R.T.	QIon	Response	Conc	Units	Dev(Min)
1) Fluorobenzene	11.616	96	1571094	50.00	ug/L	0.00
56) Chlorobenzene-d5	14.645	117	1165935	50.00	ug/L	0.00
78) 1,4-Dichlorobenzene-d4	16.335	152	626705	50.00	ug/L	0.00
105) Tert Butyl Alcohol-d10	7.554	65	148248	250.00	ug/L	0.02
System Monitoring Compounds						
36) Dibromofluoromethane	10.443	113	354536	49.08	ug/L	0.00
Spiked Amount 50.000	Range 83 - 118		Recovery = 98.16%			
46) 1,2-Dichloroethane-d4	11.245	65	435286	47.86	ug/L	0.00
Spiked Amount 50.000	Range 79 - 125		Recovery = 95.72%			
57) Toluene-d8	13.313	98	1511027	51.00	ug/L	0.00
Spiked Amount 50.000	Range 85 - 112		Recovery = 102.00%			
79) 4-Bromofluorobenzene	15.551	174	482668	50.71	ug/L	0.00
Spiked Amount 50.000	Range 83 - 118		Recovery = 101.42%			
Target Compounds						Qvalue
2) Dichlorodifluoromethane	3.048	85	786016	89.11	ug/L	98
3) Chloromethane	3.425	50	812571	90.72	ug/L	100
4) 1,3-butadiene	3.613	39	671271	93.31	ug/L	95
5) Vinyl Chloride	3.577	62	812495	97.50	ug/L	99
6) Bromomethane	4.197	94	275927	122.96	ug/L	99
7) Chloroethane	4.446	64	315830	79.49	ug/L	96
8) Trichlorofluoromethane	4.702	101	1053334	94.89	ug/L	99
9) Ethyl Ether	5.377	59	512356	101.73	ug/L	94
10) 1,2-Dichlorotrifluoroe...	5.754	67	698432	95.26	ug/L	92
11) 1,1-Dichloroethene	5.705	61	1003407	98.50	ug/L	98
12) Freon 113	5.809	101	645556	96.19	ug/L	97
13) Carbon Disulfide	5.730	76	1819830	96.96	ug/L	99
14) Iodomethane	5.985	142	355439	162.76	ug/L	95
15) Allyl chloride	6.660	41	1086172	102.64	ug/L	96
16) Methylene Chloride	6.867	49	835970	92.81	ug/L	96
17) Acetone	7.007	43	839719	501.65	ug/L	98
18) Methyl acetate	7.262	43	2113674	489.45	ug/L	99
19) trans-1,2-Dichloroethene	7.183	61	919064	100.09	ug/L	97
20) Hexane	7.353	56	574374	97.31	ug/L	94
21) Methyl Tert Butyl Ether	7.444	73	1876050	104.11	ug/L	96
22) Acetonitrile	7.931	41	813268	995.06	ug/L	99
23) Di-isopropyl ether	8.235	45	2366228	105.58	ug/L	99
24) Chloroprene	8.387	53	1015998	112.41	ug/L	99
25) 1,1-Dichloroethane	8.436	63	1129155	97.83	ug/L	99
26) Acrylonitrile	8.570	53	1042004	508.97	ug/L	100
27) ETBE	8.983	59	2113948	106.05	ug/L	96
28) Vinyl acetate	9.007	43	6708700	548.10	ug/L	100
29) cis-1,2-Dichloroethene	9.555	96	708992	101.40	ug/L	98
30) 2,2-Dichloropropane	9.780	77	1058596	101.56	ug/L	99
31) Bromochloromethane	9.962	128	280227	90.17	ug/L	89
32) Cyclohexane	9.944	56	1303407	102.24	ug/L	97
33) Chloroform	10.120	83	1116073	98.82	ug/L	96
34) Ethyl acetate	10.382	43	2837991	520.03	ug/L	99
35) Tetrahydrofuran	10.394	42	377285	110.70	ug/L	87

Quantitation Report (QT Reviewed)

Data Path : C:\msdchem\1\DATA\110818\
Data File : Y38014.D
Acq On : 8 Nov 2018 4:33 pm
Operator : stutip
Sample : ic1510-7 Inst : MSVOA14-Y
Misc : MS41664,VY1510,,,,,
ALS Vial : 9 Sample Multiplier: 1

Quant Time: Nov 09 07:32:34 2018
Quant Method : C:\msdchem\1\METHODS\Y-nov0818w.M
Quant Title : SW-846 Method 5035A/8260B
QLast Update : Fri Nov 09 07:32:16 2018
Response via : Initial Calibration

Internal Standards	R.T.	QIon	Response	Conc	Units		Dev(Min)
37) Carbon Tetrachloride	10.339	117	956162	103.79	ug/L		98
38) 1,1,1-Trichloroethane	10.467	97	1101359	99.58	ug/L		99
39) 2-Butanone	10.668	43	1306554	524.99	ug/L		96
40) 1,1-Dichloropropene	10.668	75	950243	102.17	ug/L		95
41) tert-Butyl formate	10.874	59	2366941	1311.54	ug/L		98
42) Propionitrile	11.112	54	769635	1028.95	ug/L		89
43) Methacrylonitrile	11.142	41	3585792	1025.52	ug/L		99
44) Benzene	11.045	78	2763039	98.96	ug/L		100
45) TAME	11.233	73	1918308	105.56	ug/L		99
47) 1,2-Dichloroethane	11.337	62	866460	98.91	ug/L		98
48) Trichloroethene	11.823	95	674782	97.90	ug/L		95
49) Methylcyclohexane	11.805	83	1349656	103.24	ug/L		98
50) Dibromomethane	12.310	93	362379	101.90	ug/L		96
51) 1,2-Dichloropropane	12.425	63	674747	101.66	ug/L		95
52) Bromodichloromethane	12.492	83	840631	105.31	ug/L		98
53) Methyl methacrylate	12.668	41	559755	117.92	ug/L		98
54) 2-Chloroethyl vinyl ether	13.082	63	1520380	568.62	ug/L		97
55) cis-1,3-Dichloropropene	13.143	75	1144037	103.73	ug/L		99
58) Toluene	13.362	91	2929842	102.84	ug/L		100
59) 2-Nitropropane	13.587	41	851860	575.43	ug/L		99
60) 4-Methyl-2-pentanone	13.708	43	2751240	538.05	ug/L		97
61) trans-1,3-Dichloropropene	13.739	75	942393	106.60	ug/L		96
62) Tetrachloroethene	13.714	166	735502	99.58	ug/L		95
63) Ethyl methacrylate	13.866	69	810691	124.11	ug/L		96
64) 1,1,2-Trichloroethane	13.885	83	431142	101.45	ug/L		98
65) Dibromochloromethane	14.037	129	634198	112.36	ug/L		100
66) 1,3-Dichloropropane	14.116	76	1020510	103.03	ug/L		96
67) 1,2-Dibromoethane	14.243	107	550724	108.08	ug/L		98
68) 2-hexanone	14.402	43	2463897	549.65	ug/L		95
69) 1-Chlorohexane	14.620	91	1063884	106.35	ug/L		94
70) Ethylbenzene	14.669	91	3311907	100.42	ug/L		98
71) Chlorobenzene	14.657	112	1773198	100.62	ug/L		97
72) 1,1,1,2-Tetrachloroethane	14.706	131	658780	107.96	ug/L		96
73) m,p-Xylene	14.773	91	5259679	204.68	ug/L		99
74) o-Xylene	15.101	91	2767975	105.52	ug/L		99
75) Styrene	15.143	104	2093948	112.74	ug/L		97
76) Bromoform	15.186	173	394246	116.19	ug/L		97
77) Isopropylbenzene	15.326	105	3424606	104.86	ug/L		100
80) cis-1,4-Dichloro-2-butene	15.581	53	230746	115.53	ug/L		91
81) n-Propylbenzene	15.624	91	4227633	101.67	ug/L		96
82) Bromobenzene	15.642	156	761534	97.49	ug/L		99
83) 1,1,2,2-Tetrachloroethane	15.673	83	635798	102.43	ug/L		97
84) 1,3,5-Trimethylbenzene	15.746	105	2883798	103.27	ug/L		98
85) 2-Chlorotoluene	15.758	91	2566549	98.67	ug/L		95
86) trans-1,4-Dichloro-2-B...	15.800	53	212373	108.49	ug/L	#	75
87) 1,2,3-Trichloropropane	15.788	110	218424	100.47	ug/L		94
88) Cyclohexanone	15.843	55	268263	487.74	ug/L		98
89) 4-Chlorotoluene	15.873	91	2504442	101.06	ug/L		94
90) tert-Butylbenzene	15.983	91	1708641	101.72	ug/L		99
91) 1,2,4-Trimethylbenzene	16.025	105	2918690	102.35	ug/L		98

Quantitation Report (QT Reviewed)

Data Path : C:\msdchem\1\DATA\110818\
Data File : Y38014.D
Acq On : 8 Nov 2018 4:33 pm
Operator : stutip
Sample : ic1510-7 Inst : MSVOA14-Y
Misc : MS41664,VY1510,,,,,
ALS Vial : 9 Sample Multiplier: 1

Quant Time: Nov 09 07:32:34 2018
Quant Method : C:\msdchem\1\METHODS\Y-nov0818w.M
Quant Title : SW-846 Method 5035A/8260B
QLast Update : Fri Nov 09 07:32:16 2018
Response via : Initial Calibration

Internal Standards	R.T.	QIon	Response	Conc	Units	Dev(Min)
92) Pentachloroethane	16.025	167	438660	106.63	ug/L	95
93) sec-Butylbenzene	16.104	105	3928789	104.73	ug/L	100
94) 4-Isopropyltoluene	16.189	119	3361190	105.09	ug/L	100
95) 1,3-Dichlorobenzene	16.293	146	1568090	101.10	ug/L	96
96) 1,4-Dichlorobenzene	16.348	146	1537839	101.40	ug/L	99
97) n-Butylbenzene	16.481	92	1738174	105.94	ug/L	98
98) Benzyl Chloride	16.506	126	327912	115.57	ug/L	97
99) 1,2-Dichlorobenzene	16.646	146	1463807	101.38	ug/L	96
100) 1,2-Dibromo-3-Chloropr...	17.187	75	137764	88.00	ug/L	82
101) Hexachlorobutadiene	17.600	225	416770	104.35	ug/L	91
102) 1,2,4-Trichlorobenzene	17.661	180	958260	103.06	ug/L	95
103) Naphthalene	17.917	128	2378072	105.97	ug/L	99
104) 1,2,3-Trichlorobenzene	18.056	180	846157	103.34	ug/L	98
106) Ethanol	5.742	45	139185	2228.75	ug/L	87
107) Acrolein	6.405	56	533368	517.58	ug/L	98
108) Tert Butyl Alcohol	7.694	59	660294	950.24	ug/L	95
109) Isobutyl alcohol	11.403	42	316884	2378.16	ug/L	96
110) Tert Amyl Alcohol	11.525	59	439301	1160.49	ug/L	96
111) 1,4-Dioxane	12.717	88	133908	2111.99	ug/L	95
112) 3,3-dimethyl-1-butanol	14.377	57	2924276	5886.71	ug/L	97

(#) = qualifier out of range (m) = manual integration (+) = signals summed

Quantitation Report (QT Reviewed)

Data Path : C:\msdchem\1\DATA\110818\
Data File : Y38014.D
Acq On : 8 Nov 2018 4:33 pm
Operator : stutip
Sample : ic1510-7 Inst : MSVOA14-Y
Misc : MS41664,VY1510,,,,,
ALS Vial : 9 Sample Multiplier: 1

Quant Time: Nov 09 07:32:34 2018
Quant Method : C:\msdchem\1\METHODS\Y-nov0818w.M
Quant Title : SW-846 Method 5035A/8260B
QLast Update : Fri Nov 09 07:32:16 2018
Response via : Initial Calibration

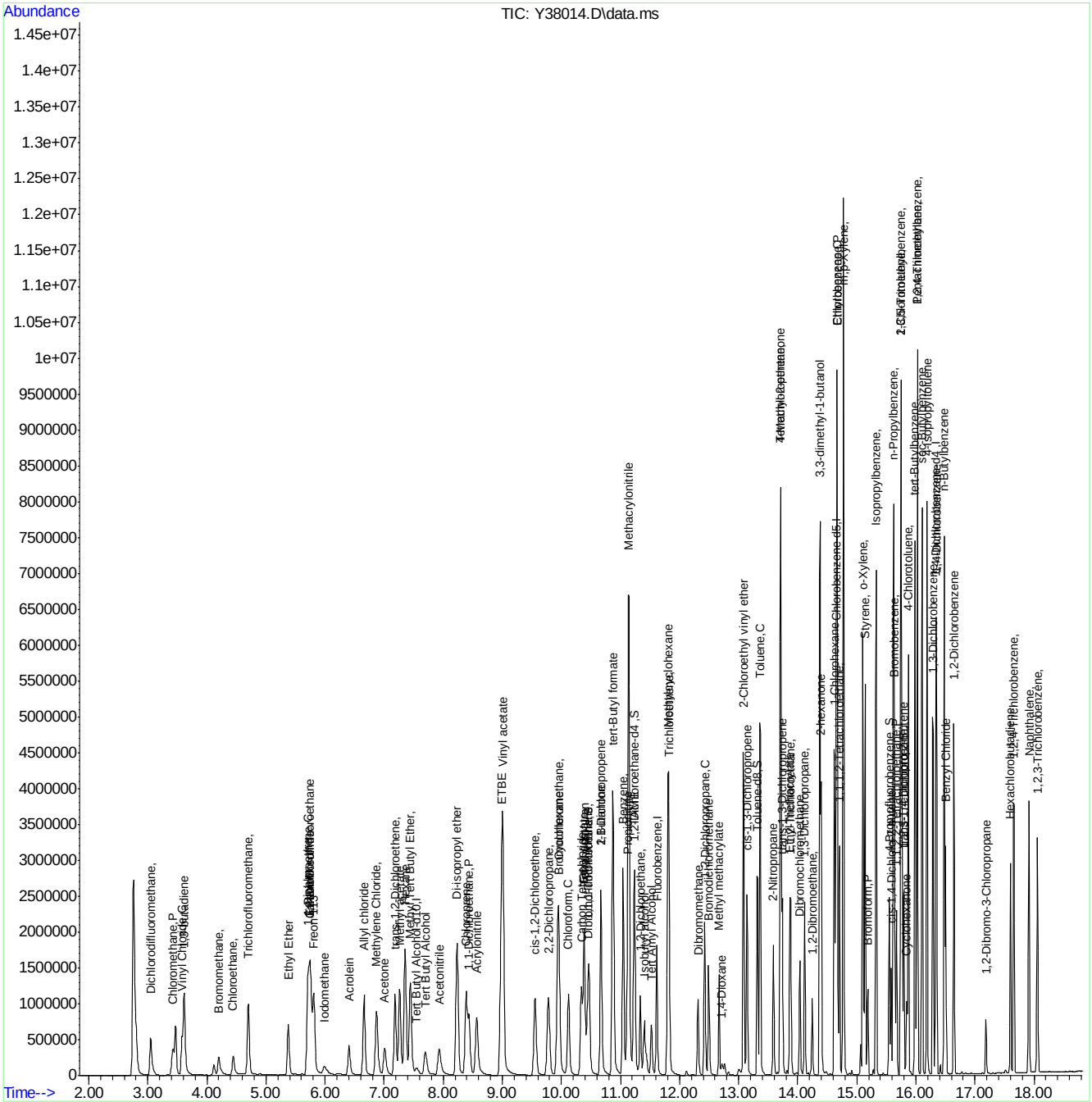

Quantitation Report (QT Reviewed)

Data Path : C:\msdchem\1\DATA\110818\
Data File : Y38016.D
Acq On : 8 Nov 2018 5:30 pm
Operator : stutip
Sample : icv1510-5 Inst : MSVOA14-Y
Misc : MS41664,VY1510,,,,,
ALS Vial : 11 Sample Multiplier: 1

Quant Time: Nov 09 08:03:17 2018
Quant Method : C:\msdchem\1\METHODS\Y-nov0818w.M
Quant Title : SW-846 Method 5035A/8260B
QLast Update : Fri Nov 09 08:03:13 2018
Response via : Initial Calibration

Internal Standards	R.T.	QIon	Response	Conc	Units	Dev(Min)
1) Fluorobenzene	11.612	96	1549990	50.00	ug/L	0.00
56) Chlorobenzene-d5	14.647	117	1178610	50.00	ug/L	0.00
78) 1,4-Dichlorobenzene-d4	16.337	152	624865	50.00	ug/L	0.00
105) Tert Butyl Alcohol-d10	7.532	65	140331	250.00	ug/L	0.00
System Monitoring Compounds						
36) Dibromofluoromethane	10.439	113	352668	49.48	ug/L	0.00
Spiked Amount 50.000	Range 83 - 118		Recovery = 98.96%			
46) 1,2-Dichloroethane-d4	11.241	65	436090	48.60	ug/L	0.00
Spiked Amount 50.000	Range 79 - 125		Recovery = 97.20%			
57) Toluene-d8	13.315	98	1500278	50.09	ug/L	0.00
Spiked Amount 50.000	Range 85 - 112		Recovery = 100.18%			
79) 4-Bromofluorobenzene	15.547	174	477609	50.32	ug/L	0.00
Spiked Amount 50.000	Range 83 - 118		Recovery = 100.64%			
Target Compounds						Qvalue
2) Dichlorodifluoromethane	3.044	85	338763	38.93	ug/L	99
3) Chloromethane	3.421	50	324220	36.69	ug/L	98
4) 1,3-butadiene	3.615	39	559660	78.85	ug/L	97
5) Vinyl Chloride	3.579	62	307427	37.39	ug/L	99
6) Bromomethane	4.199	94	104452	43.09	ug/L	97
7) Chloroethane	4.442	64	125633	36.86	ug/L	95
8) Trichlorofluoromethane	4.710	101	408658	37.32	ug/L	100
9) Ethyl Ether	5.367	59	201118	40.48	ug/L	95
10) 1,2-Dichlorotrifluoroe...	5.750	67	310078	42.87	ug/L	93
11) 1,1-Dichloroethene	5.707	61	416634	41.46	ug/L	99
12) Freon 113	5.811	101	253813	38.33	ug/L	98
13) Carbon Disulfide	5.738	76	787278	42.52	ug/L	98
14) Iodomethane	6.017	142	49758	23.10	ug/L	94
15) Allyl chloride	6.656	41	459653	44.03	ug/L	96
16) Methylene Chloride	6.869	49	368966	41.52	ug/L	95
17) Acetone	7.003	43	323240	195.74	ug/L	97
18) Methyl acetate	7.258	43	868026	203.74	ug/L	98
19) trans-1,2-Dichloroethene	7.185	61	384671	42.46	ug/L	98
20) Hexane	7.355	56	228115	39.17	ug/L	94
21) Methyl Tert Butyl Ether	7.440	73	721500	40.58	ug/L	92
22) Acetonitrile	7.927	41	302600	375.28	ug/L	99
23) Di-isopropyl ether	8.231	45	917427	41.49	ug/L	100
24) Chloroprene	8.389	53	390983	43.85	ug/L	99
25) 1,1-Dichloroethane	8.432	63	496253	43.58	ug/L	99
26) Acrylonitrile	8.559	53	403040	199.54	ug/L	100
27) ETBE	8.979	59	777932	39.56	ug/L	95
28) Vinyl acetate	9.003	43	2227648	165.43	ug/L	98
29) cis-1,2-Dichloroethene	9.557	96	294509	42.69	ug/L	96
30) 2,2-Dichloropropane	9.782	77	444315	43.21	ug/L	99
31) Bromochloromethane	9.958	128	127595	41.62	ug/L	89
32) Cyclohexane	9.946	56	511543	40.67	ug/L	99
33) Chloroform	10.122	83	453350	40.69	ug/L	98
34) Ethyl acetate	10.384	43	1053483	195.67	ug/L	100
35) Tetrahydrofuran	10.396	42	140855	36.12	ug/L	97

Quantitation Report (QT Reviewed)

Data Path : C:\msdchem\1\DATA\110818\
Data File : Y38016.D
Acq On : 8 Nov 2018 5:30 pm
Operator : stutip
Sample : icv1510-5 Inst : MSVOA14-Y
Misc : MS41664,VY1510,,,,,
ALS Vial : 11 Sample Multiplier: 1

Quant Time: Nov 09 08:03:17 2018
Quant Method : C:\msdchem\1\METHODS\Y-nov0818w.M
Quant Title : SW-846 Method 5035A/8260B
QLast Update : Fri Nov 09 08:03:13 2018
Response via : Initial Calibration

Internal Standards	R.T.	QIon	Response	Conc	Units	Dev(Min)
37) Carbon Tetrachloride	10.341	117	370727	40.79	ug/L	98
38) 1,1,1-Trichloroethane	10.469	97	428744	39.29	ug/L	99
39) 2-Butanone	10.670	43	491044	199.99	ug/L	98
40) 1,1-Dichloropropene	10.670	75	380732	41.49	ug/L	96
41) tert-Butyl formate	10.870	59	690549	335.75	ug/L	96
42) Propionitrile	11.108	54	301278	408.27	ug/L	94
43) Methacrylonitrile	11.132	41	1412303	409.41	ug/L	98
44) Benzene	11.047	78	1150351	41.76	ug/L	99
45) TAME	11.229	73	711049	39.66	ug/L	96
47) 1,2-Dichloroethane	11.333	62	356233	41.22	ug/L	97
48) Trichloroethene	11.819	95	278414	40.95	ug/L	96
49) Methylcyclohexane	11.801	83	546304	42.36	ug/L	99
50) Dibromomethane	12.312	93	144997	41.33	ug/L	95
51) 1,2-Dichloropropane	12.427	63	284891	43.51	ug/L	96
52) Bromodichloromethane	12.494	83	342289	43.46	ug/L	97
53) Methyl methacrylate	12.670	41	209458	44.73	ug/L	97
54) 2-Chloroethyl vinyl ether	13.084	63	545944	184.86	ug/L	97
55) cis-1,3-Dichloropropene	13.139	75	463758	42.62	ug/L	98
58) Toluene	13.364	91	1229694	42.70	ug/L	99
59) 2-Nitropropane	13.589	41	315510	189.16	ug/L	99
60) 4-Methyl-2-pentanone	13.704	43	1048932	202.93	ug/L	97
61) trans-1,3-Dichloropropene	13.741	75	401423	44.92	ug/L	97
62) Tetrachloroethene	13.710	166	318837	42.70	ug/L	97
63) Ethyl methacrylate	13.862	69	301889	42.29	ug/L	97
64) 1,1,2-Trichloroethane	13.881	83	182061	42.38	ug/L	97
65) Dibromochloromethane	14.039	129	263321	46.15	ug/L	100
66) 1,3-Dichloropropane	14.118	76	411120	41.06	ug/L	96
67) 1,2-Dibromoethane	14.246	107	224465	43.58	ug/L	98
68) 2-hexanone	14.398	43	906426	200.03	ug/L	95
69) 1-Chlorohexane	14.616	91	428111	42.33	ug/L	98
70) Ethylbenzene	14.665	91	1394191	41.82	ug/L	99
71) Chlorobenzene	14.659	112	756743	42.48	ug/L	99
72) 1,1,1,2-Tetrachloroethane	14.702	131	273056	44.27	ug/L	98
73) m,p-Xylene	14.775	91	2237760	86.15	ug/L	98
74) o-Xylene	15.103	91	1166618	43.99	ug/L	99
75) Styrene	15.139	104	858808	45.74	ug/L	99
76) Bromoform	15.182	173	158621	41.74	ug/L	98
77) Isopropylbenzene	15.328	105	1508962	45.71	ug/L	99
80) cis-1,4-Dichloro-2-butene	15.583	53	87951	44.17	ug/L	90
81) n-Propylbenzene	15.620	91	1780057	42.93	ug/L	97
82) Bromobenzene	15.638	156	335756	43.11	ug/L	95
83) 1,1,2,2-Tetrachloroethane	15.675	83	271008	43.79	ug/L	95
84) 1,3,5-Trimethylbenzene	15.742	105	1229518	44.16	ug/L	97
85) 2-Chlorotoluene	15.754	91	1125024	43.38	ug/L	97
86) trans-1,4-Dichloro-2-B...	15.796	53	79812	40.89	ug/L	97
87) 1,2,3-Trichloropropane	15.784	110	89742	41.40	ug/L	96
88) Cyclohexanone	15.845	55	65647	120.70	ug/L	99
89) 4-Chlorotoluene	15.869	91	1085386	43.93	ug/L	95
90) tert-Butylbenzene	15.985	91	722756	43.15	ug/L	99
91) 1,2,4-Trimethylbenzene	16.027	105	1215612	42.75	ug/L	99

Quantitation Report (QT Reviewed)

Data Path : C:\msdchem\1\DATA\110818\
Data File : Y38016.D
Acq On : 8 Nov 2018 5:30 pm
Operator : stutip
Sample : icv1510-5 Inst : MSVOA14-Y
Misc : MS41664,VY1510,,,,,
ALS Vial : 11 Sample Multiplier: 1

Quant Time: Nov 09 08:03:17 2018
Quant Method : C:\msdchem\1\METHODS\Y-nov0818w.M
Quant Title : SW-846 Method 5035A/8260B
QLast Update : Fri Nov 09 08:03:13 2018
Response via : Initial Calibration

Internal Standards	R.T.	QIon	Response	Conc	Units		Dev(Min)
92) Pentachloroethane	16.021	167	177917	43.38	ug/L		97
93) sec-Butylbenzene	16.106	105	1660245	44.39	ug/L		98
94) 4-Isopropyltoluene	16.185	119	1439919	45.15	ug/L		99
95) 1,3-Dichlorobenzene	16.289	146	691749	44.73	ug/L		98
96) 1,4-Dichlorobenzene	16.350	146	657160	43.33	ug/L		97
97) n-Butylbenzene	16.477	92	746831	45.65	ug/L		98
98) Benzyl Chloride	16.508	126	125277	39.40	ug/L	#	91
99) 1,2-Dichlorobenzene	16.642	146	631945	43.90	ug/L		98
100) 1,2-Dibromo-3-Chloropr...	17.183	75	55049	39.77	ug/L		91
101) Hexachlorobutadiene	17.602	225	179205	45.00	ug/L		88
102) 1,2,4-Trichlorobenzene	17.657	180	420711	45.38	ug/L		97
103) Naphthalene	17.913	128	977264	43.68	ug/L		100
104) 1,2,3-Trichlorobenzene	18.058	180	365025	44.71	ug/L		98
106) Ethanol	5.719	45	49828	715.35	ug/L		89
107) Acrolein	6.401	56	206132	211.32	ug/L		99
108) Tert Butyl Alcohol	7.678	59	262574	399.19	ug/L		93
109) Isobutyl alcohol	11.393	42	109912	871.41	ug/L		96
110) Tert Amyl Alcohol	11.521	59	159126	444.07	ug/L		94
111) 1,4-Dioxane	12.719	88	53541	843.36	ug/L		91
112) 3,3-dimethyl-1-butanol	14.373	57	1026820	1952.59	ug/L		97

(#) = qualifier out of range (m) = manual integration (+) = signals summed

Quantitation Report (QT Reviewed)

Data Path : C:\msdchem\1\DATA\110818\
Data File : Y38016.D
Acq On : 8 Nov 2018 5:30 pm
Operator : stutip
Sample : icv1510-5 Inst : MSVOA14-Y
Misc : MS41664,VY1510,,,,,
ALS Vial : 11 Sample Multiplier: 1

Quant Time: Nov 09 08:03:17 2018
Quant Method : C:\msdchem\1\METHODS\Y-nov0818w.M
Quant Title : SW-846 Method 5035A/8260B
QLast Update : Fri Nov 09 08:03:13 2018
Response via : Initial Calibration

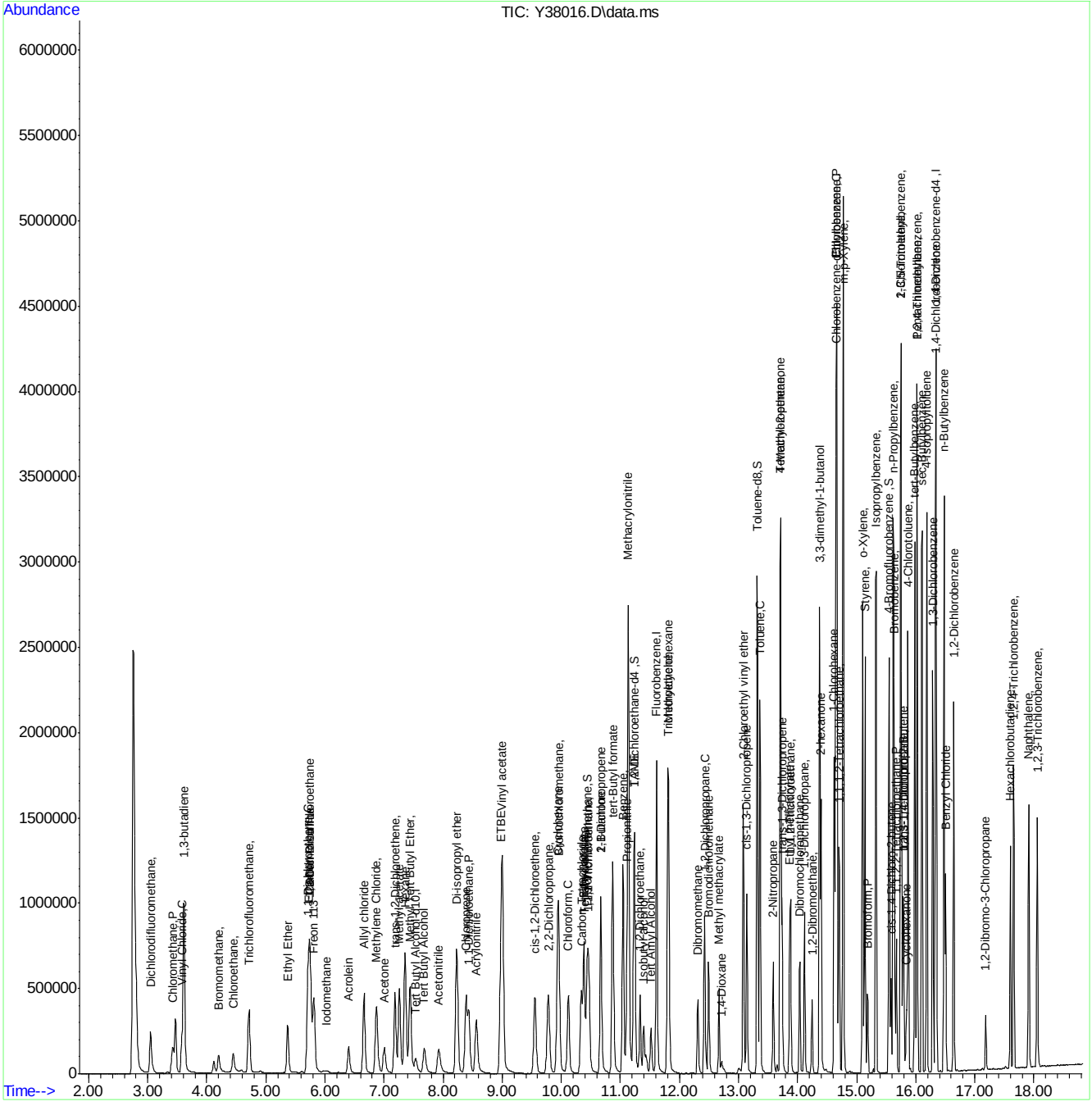

Quantitation Report (QT Reviewed)

Data Path : C:\msdchem\1\data\JenniferF\12-20-2018\vy1551\
Data File : Y39052.D
Acq On : 18 Dec 2018 8:56 pm
Operator : eileeng
Sample : cc1510-5 Inst : MSVOA14-Y
Misc : MS42161,VY1551,,,,,
ALS Vial : 31 Sample Multiplier: 1

Quant Method : C:\msdchem\1\METHODS\Y-nov0818w.M
Quant Results File: Y-nov0818w.RES
Quant Time: Dec 19 23:23:36 2018
Quant Title : SW-846 Method 5035A/8260B
QLast Update : Fri Sep 14 08:38:11 2018
Response via : Initial Calibration

Compound	R.T.	QIon	Response	Conc	Units	Dev(Min)
Internal Standards						
1) Fluorobenzene	11.610	96	1156841	50.00	ug/L	0.00
56) Chlorobenzene-d5	14.639	117	999855	50.00	ug/L	0.00
78) 1,4-Dichlorobenzene-d4	16.335	152	548696	50.00	ug/L	0.00
105) Tert Butyl Alcohol-d10	7.524	65	123173	250.00	ug/L	0.00
System Monitoring Compounds						
36) Dibromofluoromethane	10.431	113	286277	53.82	ug/L	0.00
Spiked Amount 50.000	Range 83 - 118		Recovery = 107.64%			
46) 1,2-Dichloroethane-d4	11.233	65	367221	54.83	ug/L	0.00
Spiked Amount 50.000	Range 79 - 125		Recovery = 109.66%			
57) Toluene-d8	13.313	98	1182821	46.56	ug/L	0.00
Spiked Amount 50.000	Range 85 - 112		Recovery = 93.12%			
79) 4-Bromofluorobenzene	15.545	174	413097	49.57	ug/L	0.00
Spiked Amount 50.000	Range 83 - 118		Recovery = 99.14%			
Target Compounds						Qvalue
2) Dichlorodifluoromethane	3.048	85	286504	44.11	ug/L	100
3) Chloromethane	3.425	50	246627	37.39	ug/L	99
4) 1,3-butadiene	3.613	39	218908	41.32	ug/L	100
5) Vinyl Chloride	3.577	62	238732	38.91	ug/L	99
6) Bromomethane	4.197	94	54195	30.77	ug/L	98
7) Chloroethane	4.446	64	117667	46.97	ug/L	95
8) Trichlorofluoromethane	4.714	101	417960	51.14	ug/L	100
9) Ethyl Ether	5.365	59	151696	40.91	ug/L	97
10) 1,2-Dichlorotrifluoroe...	5.748	67	228080	42.25	ug/L	87
11) 1,1-Dichloroethene	5.705	61	322894	43.05	ug/L	98
12) Freon 113	5.809	101	222144	44.95	ug/L	98
13) Carbon Disulfide	5.730	76	567218	41.04	ug/L	95
14) Iodomethane	5.979	142	53800	33.46	ug/L	96
15) Allyl chloride	6.654	41	312987	40.17	ug/L	83
16) Methylene Chloride	6.867	49	254266	38.34	ug/L	94
17) Acetone	6.995	43	249660	202.56	ug/L	96
18) Methyl acetate	7.250	43	612388	192.59	ug/L	97
19) trans-1,2-Dichloroethene	7.183	61	283186	41.88	ug/L	97
20) Hexane	7.353	56	168846	38.85	ug/L	91
21) Methyl Tert Butyl Ether	7.432	73	588215	44.33	ug/L	93
22) Acetonitrile	7.913	41	234345	389.40	ug/L	98
23) Di-isopropyl ether	8.217	45	639544	38.76	ug/L	95
24) Chloroprene	8.381	53	286859	43.10	ug/L	98
25) 1,1-Dichloroethane	8.430	63	357694	42.09	ug/L	99
26) Acrylonitrile	8.557	53	303571	201.38	ug/L	99
27) ETBE	8.965	59	613844	41.82	ug/L	95
28) Vinyl acetate	8.995	43	1926692	191.75	ug/L	96
29) cis-1,2-Dichloroethene	9.543	96	217242	42.20	ug/L	97
30) 2,2-Dichloropropane	9.774	77	345393	45.00	ug/L	96
31) Bromochloromethane	9.950	128	100724	44.02	ug/L #	86
32) Cyclohexane	9.938	56	376109	40.07	ug/L	92
33) Chloroform	10.114	83	372686	44.82	ug/L	95
34) Ethyl acetate	10.376	43	807783	201.02	ug/L	97
35) Tetrahydrofuran	10.382	42	109778	37.75	ug/L	87
37) Carbon Tetrachloride	10.333	117	337572	49.76	ug/L	100
38) 1,1,1-Trichloroethane	10.461	97	386028	47.40	ug/L	99
39) 2-Butanone	10.662	43	366224	199.85	ug/L	100
40) 1,1-Dichloropropene	10.662	75	306102	44.70	ug/L	95
41) tert-Butyl formate	10.862	59	531005	345.17	ug/L	95
42) Propionitrile	11.099	54	234611	425.98	ug/L	94

Quantitation Report (QT Reviewed)

Data Path : C:\msdchem\1\data\JenniferF\12-20-2018\vy1551\
Data File : Y39052.D
Acq On : 18 Dec 2018 8:56 pm
Operator : eileeng
Sample : cc1510-5 Inst : MSVOA14-Y
Misc : MS42161,VY1551,,,,,
ALS Vial : 31 Sample Multiplier: 1

Quant Method : C:\msdchem\1\METHODS\Y-nov0818w.M
Quant Results File: Y-nov0818w.RES
Quant Time: Dec 19 23:23:36 2018
Quant Title : SW-846 Method 5035A/8260B
QLast Update : Fri Sep 14 08:38:11 2018
Response via : Initial Calibration

Compound	R.T.	QIon	Response	Conc	Units		Dev(Min)
43) Methacrylonitrile	11.130	41	1092751	424.43	ug/L		95
44) Benzene	11.039	78	848991	41.30	ug/L		97
45) TAME	11.221	73	560375	41.88	ug/L		98
47) 1,2-Dichloroethane	11.324	62	294718	45.69	ug/L		96
48) Trichloroethene	11.817	95	226179	44.57	ug/L		95
49) Methylcyclohexane	11.799	83	398955	41.45	ug/L		97
50) Dibromomethane	12.310	93	119997	45.83	ug/L		92
51) 1,2-Dichloropropane	12.419	63	200093	40.94	ug/L		91
52) Bromodichloromethane	12.492	83	273703	46.57	ug/L		96
53) Methyl methacrylate	12.662	41	155126	44.38	ug/L		96
54) 2-Chloroethyl vinyl ether	13.076	63	339011	154.27	ug/L		97
55) cis-1,3-Dichloropropene	13.137	75	363564	44.77	ug/L		97
58) Toluene	13.362	91	927359	37.96	ug/L		98
59) 2-Nitropropane	13.581	41	275491	194.55	ug/L		98
60) 4-Methyl-2-pentanone	13.702	43	808836	184.45	ug/L		97
61) trans-1,3-Dichloropropene	13.733	75	303108	39.98	ug/L		94
62) Tetrachloroethene	13.708	166	247095	39.01	ug/L		99
63) Ethyl methacrylate	13.860	69	247699	40.68	ug/L		93
64) 1,1,2-Trichloroethane	13.879	83	138262	37.94	ug/L		96
65) Dibromochloromethane	14.031	129	200462	41.41	ug/L		97
66) 1,3-Dichloropropane	14.110	76	328447	38.67	ug/L		96
67) 1,2-Dibromoethane	14.237	107	179407	41.06	ug/L		98
68) 2-hexanone	14.396	43	716102	186.28	ug/L		97
69) 1-Chlorohexane	14.614	91	342257	39.90	ug/L		95
70) Ethylbenzene	14.663	91	1078744	38.14	ug/L		99
71) Chlorobenzene	14.657	112	577437	38.21	ug/L		97
72) 1,1,1,2-Tetrachloroethane	14.700	131	217546	41.57	ug/L		95
73) m,p-Xylene	14.766	91	1736972	78.82	ug/L		99
74) o-Xylene	15.101	91	906679	40.30	ug/L		100
75) Styrene	15.137	104	643459	40.40	ug/L		98
76) Bromoform	15.180	173	123416	38.41	ug/L		97
77) Isopropylbenzene	15.320	105	1115698	39.84	ug/L		99
80) cis-1,4-Dichloro-2-butene	15.575	53	71013	40.61	ug/L		88
81) n-Propylbenzene	15.618	91	1372742	37.71	ug/L		97
82) Bromobenzene	15.636	156	256756	37.54	ug/L		98
83) 1,1,2,2-Tetrachloroethane	15.667	83	203016	37.36	ug/L		95
84) 1,3,5-Trimethylbenzene	15.740	105	934377	38.22	ug/L		96
85) 2-Chlorotoluene	15.752	91	854876	37.54	ug/L		95
86) trans-1,4-Dichloro-2-B...	15.794	53	64209	37.46	ug/L	#	82
87) 1,2,3-Trichloropropane	15.782	110	75096	39.45	ug/L		91
88) Cyclohexanone	15.837	55	27428	56.96	ug/L		96
89) 4-Chlorotoluene	15.867	91	825201	38.03	ug/L		95
90) tert-Butylbenzene	15.977	91	576638	39.21	ug/L		96
91) 1,2,4-Trimethylbenzene	16.019	105	941589	37.71	ug/L		96
92) Pentachloroethane	16.019	167	147384	40.92	ug/L		93
93) sec-Butylbenzene	16.098	105	1209357	36.82	ug/L		99
94) 4-Isopropyltoluene	16.183	119	1041364	37.19	ug/L		99
95) 1,3-Dichlorobenzene	16.287	146	501191	36.91	ug/L		98
96) 1,4-Dichlorobenzene	16.342	146	486466	36.52	ug/L		96
97) n-Butylbenzene	16.475	92	506580	35.26	ug/L		95
98) Benzyl Chloride	16.500	126	91314	32.84	ug/L		97
99) 1,2-Dichlorobenzene	16.640	146	474412	37.53	ug/L		98
100) 1,2-Dibromo-3-Chloropr...	17.181	75	46316	38.11	ug/L		90
101) Hexachlorobutadiene	17.600	225	117386	33.57	ug/L		89
102) 1,2,4-Trichlorobenzene	17.655	180	315334	38.74	ug/L		96
103) Naphthalene	17.911	128	779064	39.65	ug/L		100
104) 1,2,3-Trichlorobenzene	18.057	180	277245	38.67	ug/L		95

Quantitation Report (QT Reviewed)

Data Path : C:\msdchem\1\data\JenniferF\12-20-2018\vy1551\
Data File : Y39052.D
Acq On : 18 Dec 2018 8:56 pm
Operator : eileeng
Sample : cc1510-5 Inst : MSVOA14-Y
Misc : MS42161,VY1551,,,,,
ALS Vial : 31 Sample Multiplier: 1

Quant Method : C:\msdchem\1\METHODS\Y-nov0818w.M
Quant Results File: Y-nov0818w.RES
Quant Time: Dec 19 23:23:36 2018
Quant Title : SW-846 Method 5035A/8260B
QLast Update : Fri Sep 14 08:38:11 2018
Response via : Initial Calibration

Compound	R.T.	QIon	Response	Conc	Units		Dev(Min)
106) Ethanol	5.705	45	45824	749.51	ug/L		97
107) Acrolein	6.399	56	136038	158.89	ug/L		99
108) Tert Butyl Alcohol	7.670	59	197983	342.92	ug/L		91
109) Isobutyl alcohol	11.385	42	76485	690.86	ug/L	#	87
110) Tert Amyl Alcohol	11.507	59	114358	363.60	ug/L		91
111) 1,4-Dioxane	12.711	88	39822	715.18	ug/L		87
112) 3,3-dimethyl-1-butanol	14.365	57	760463	1657.47	ug/L		95

(#) = qualifier out of range (m) = manual integration (+) = signals summed

Quantitation Report (QT Reviewed)

Data Path : C:\msdchem\1\data\JenniferF\12-20-2018\vy1551\
Data File : Y39052.D
Acq On : 18 Dec 2018 8:56 pm
Operator : eileeng
Sample : cc1510-5 Inst : MSVOA14-Y
Misc : MS42161,VY1551,,,,,
ALS Vial : 31 Sample Multiplier: 1

Quant Method : C:\msdchem\1\METHODS\Y-nov0818w.M
Quant Results File: Y-nov0818w.RES
Quant Time: Dec 19 23:23:36 2018
Quant Title : SW-846 Method 5035A/8260B
QLast Update : Fri Sep 14 08:38:11 2018
Response via : Initial Calibration

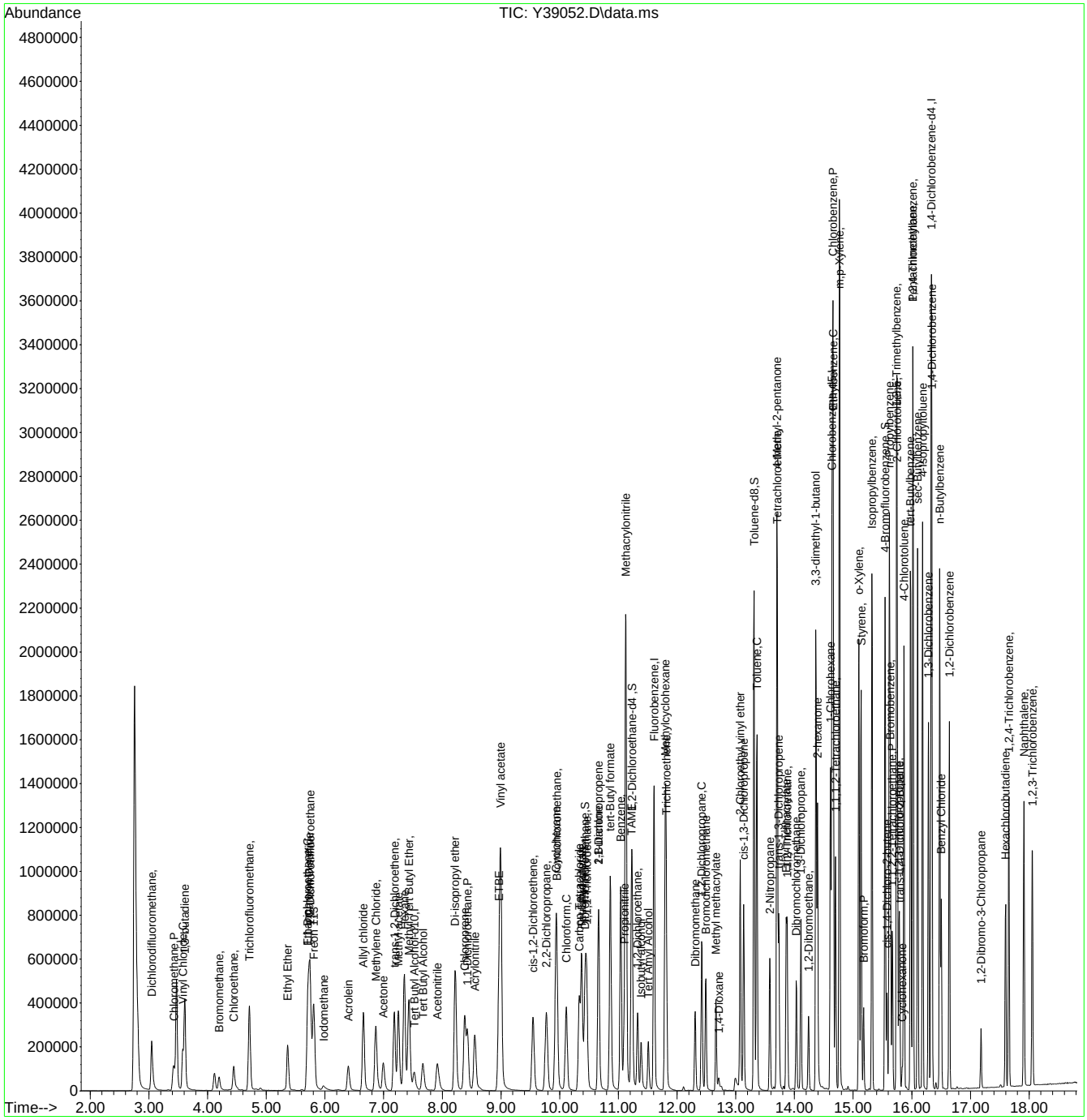

Quantitation Report (QT Reviewed)

Data Path : C:\msdchem\1\data\BON\DECEMBER2018\12-21-18\vy1552\
Data File : Y39102.D
Acq On : 19 Dec 2018 6:51 pm
Operator : eileeng
Sample : ecc1510-5
Misc : MS42167,VY1552,,,,,
ALS Vial : 24 Sample Multiplier: 1

Quant Time: Dec 21 06:08:55 2018
Quant Method : C:\msdchem\1\METHODS\Y-nov0818w.M
Quant Title : SW-846 Method 5035A/8260B
QLast Update : Fri Sep 14 08:38:11 2018
Response via : Initial Calibration

Compound	R.T.	QIon	Response	Conc	Units	Dev(Min)
Internal Standards						
1) Fluorobenzene	11.611	96	1189914	50.00	ug/L	0.00
56) Chlorobenzene-d5	14.639	117	1058236	50.00	ug/L	0.00
78) 1,4-Dichlorobenzene-d4	16.330	152	580312	50.00	ug/L	0.00
105) Tert Butyl Alcohol-d10	7.518	65	126181	250.00	ug/L	-0.01
System Monitoring Compounds						
36) Dibromofluoromethane	10.431	113	300611	54.94	ug/L	0.00
Spiked Amount 50.000	Range 83 - 118		Recovery = 109.88%			
46) 1,2-Dichloroethane-d4	11.233	65	406550	59.02	ug/L	0.00
Spiked Amount 50.000	Range 79 - 125		Recovery = 118.04%			
57) Toluene-d8	13.313	98	1238382	46.05	ug/L	0.00
Spiked Amount 50.000	Range 85 - 112		Recovery = 92.10%			
79) 4-Bromofluorobenzene	15.545	174	437170	49.60	ug/L	0.00
Spiked Amount 50.000	Range 83 - 118		Recovery = 99.20%			
Target Compounds						Qvalue
2) Dichlorodifluoromethane	3.048	85	308331	46.16	ug/L	99
3) Chloromethane	3.419	50	237966	35.08	ug/L	99
4) 1,3-butadiene	3.607	39	241547	44.33	ug/L	94
5) Vinyl Chloride	3.577	62	244260	38.70	ug/L	99
6) Bromomethane	4.191	94	43802	24.52	ug/L	99
7) Chloroethane	4.441	64	134112	52.49	ug/L	94
8) Trichlorofluoromethane	4.714	101	471536	56.09	ug/L	100
9) Ethyl Ether	5.365	59	155015	40.64	ug/L	98
10) 1,2-Dichlorotrifluoroe...	5.748	67	239058	43.05	ug/L	86
11) 1,1-Dichloroethene	5.706	61	347141	44.99	ug/L	97
12) Freon 113	5.803	101	232500	45.74	ug/L	99
13) Carbon Disulfide	5.730	76	605823	42.62	ug/L	94
14) Iodomethane	5.973	142	62542	37.81	ug/L	91
15) Allyl chloride	6.654	41	319286	39.83	ug/L	82
16) Methylene Chloride	6.867	49	263729	38.66	ug/L	96
17) Acetone	6.989	43	264400	208.55	ug/L	90
18) Methyl acetate	7.250	43	619973	189.55	ug/L	97
19) trans-1,2-Dichloroethene	7.177	61	296449	42.63	ug/L	98
20) Hexane	7.354	56	175845	39.34	ug/L	89
21) Methyl Tert Butyl Ether	7.433	73	618031	45.28	ug/L	93
22) Acetonitrile	7.919	41	233959	377.96	ug/L	97
23) Di-isopropyl ether	8.217	45	650504	38.32	ug/L	92
24) Chloroprene	8.375	53	306758	44.81	ug/L	95
25) 1,1-Dichloroethane	8.424	63	377173	43.15	ug/L	98
26) Acrylonitrile	8.552	53	303576	195.78	ug/L	97
27) ETBE	8.965	59	648665	42.97	ug/L	94
28) Vinyl acetate	8.996	43	2020149	195.47	ug/L	96
29) cis-1,2-Dichloroethene	9.549	96	220834	41.70	ug/L	98
30) 2,2-Dichloropropane	9.774	77	369320	46.78	ug/L	96
31) Bromochloromethane	9.950	128	104225	44.28	ug/L #	86
32) Cyclohexane	9.938	56	374002	38.74	ug/L	92
33) Chloroform	10.108	83	396388	46.34	ug/L	96
34) Ethyl acetate	10.370	43	811709	196.38	ug/L	98
35) Tetrahydrofuran	10.382	42	108959	36.40	ug/L	84
37) Carbon Tetrachloride	10.333	117	363066	52.03	ug/L	99
38) 1,1,1-Trichloroethane	10.455	97	416428	49.71	ug/L	97
39) 2-Butanone	10.662	43	364546	193.40	ug/L	98
40) 1,1-Dichloropropene	10.662	75	316163	44.88	ug/L	94
41) tert-Butyl formate	10.863	59	575857	362.49	ug/L	93
42) Propionitrile	11.100	54	233826	412.75	ug/L	89
43) Methacrylonitrile	11.124	41	1109351	418.91	ug/L	93
44) Benzene	11.039	78	861680	40.75	ug/L	97
45) TAME	11.221	73	591706	42.99	ug/L	97
47) 1,2-Dichloroethane	11.331	62	322474	48.60	ug/L	93
48) Trichloroethene	11.817	95	241272	46.22	ug/L	95
49) Methylcyclohexane	11.799	83	410964	41.51	ug/L	98

Quantitation Report (QT Reviewed)

Data Path : C:\msdchem\1\data\BON\DECEMBER2018\12-21-18\vy1552\
Data File : Y39102.D
Acq On : 19 Dec 2018 6:51 pm
Operator : eileeng
Sample : ecc1510-5
Misc : MS42167,VY1552,,,,,
ALS Vial : 24 Sample Multiplier: 1

Quant Time: Dec 21 06:08:55 2018
Quant Method : C:\msdchem\1\METHODS\Y-nov0818w.M
Quant Title : SW-846 Method 5035A/8260B
QLast Update : Fri Sep 14 08:38:11 2018
Response via : Initial Calibration

	Compound	R.T.	QIon	Response	Conc	Units		Dev(Min)
50)	Dibromomethane	12.304	93	124740	46.32	ug/L		97
51)	1,2-Dichloropropane	12.419	63	201773	40.14	ug/L		85
52)	Bromodichloromethane	12.486	83	289344	47.86	ug/L		99
53)	Methyl methacrylate	12.663	41	159079	44.25	ug/L		94
54)	2-Chloroethyl vinyl ether	13.076	63	351805	155.62	ug/L		97
55)	cis-1,3-Dichloropropene	13.137	75	372871	44.64	ug/L		95
58)	Toluene	13.362	91	955473	36.95	ug/L		99
59)	2-Nitropropane	13.581	41	297676	198.50	ug/L		97
60)	4-Methyl-2-pentanone	13.703	43	818954	176.46	ug/L		96
61)	trans-1,3-Dichloropropene	13.733	75	316607	39.46	ug/L		95
62)	Tetrachloroethene	13.709	166	263619	39.32	ug/L		97
63)	Ethyl methacrylate	13.861	69	251938	38.85	ug/L		92
64)	1,1,2-Trichloroethane	13.879	83	142629	36.98	ug/L		92
65)	Dibromochloromethane	14.031	129	211661	41.31	ug/L		99
66)	1,3-Dichloropropane	14.110	76	339324	37.75	ug/L		95
67)	1,2-Dibromoethane	14.238	107	184772	39.95	ug/L		99
68)	2-hexanone	14.396	43	725024	178.20	ug/L		96
69)	1-Chlorohexane	14.615	91	344987	38.00	ug/L		95
70)	Ethylbenzene	14.663	91	1140926	38.11	ug/L		99
71)	Chlorobenzene	14.657	112	597044	37.33	ug/L		94
72)	1,1,1,2-Tetrachloroethane	14.700	131	231554	41.81	ug/L		94
73)	m,p-Xylene	14.767	91	1841638	78.96	ug/L		97
74)	o-Xylene	15.101	91	953992	40.07	ug/L		100
75)	Styrene	15.138	104	664469	39.42	ug/L		96
76)	Bromoform	15.180	173	123464	36.38	ug/L		98
77)	Isopropylbenzene	15.320	105	1166512	39.35	ug/L		99
80)	cis-1,4-Dichloro-2-butene	15.576	53	72878	39.41	ug/L		87
81)	n-Propylbenzene	15.618	91	1430277	37.15	ug/L		97
82)	Bromobenzene	15.636	156	266048	36.78	ug/L		100
83)	1,1,2,2-Tetrachloroethane	15.667	83	207631	36.12	ug/L		94
84)	1,3,5-Trimethylbenzene	15.740	105	993182	38.41	ug/L		95
85)	2-Chlorotoluene	15.752	91	913481	37.93	ug/L		94
86)	trans-1,4-Dichloro-2-B...	15.794	53	63867	35.23	ug/L	#	78
87)	1,2,3-Trichloropropane	15.782	110	78038	38.77	ug/L		92
88)	Cyclohexanone	15.837	55	26939	52.89	ug/L		96
89)	4-Chlorotoluene	15.867	91	860807	37.51	ug/L		94
90)	tert-Butylbenzene	15.977	91	616067	39.61	ug/L		94
91)	1,2,4-Trimethylbenzene	16.019	105	1003955	38.02	ug/L		96
92)	Pentachloroethane	16.019	167	145400	38.17	ug/L		95
93)	sec-Butylbenzene	16.099	105	1277312	36.77	ug/L		99
94)	4-Isopropyltoluene	16.184	119	1090409	36.82	ug/L		100
95)	1,3-Dichlorobenzene	16.287	146	530088	36.91	ug/L		99
96)	1,4-Dichlorobenzene	16.342	146	510991	36.28	ug/L		96
97)	n-Butylbenzene	16.476	92	528937	34.81	ug/L		94
98)	Benzyl Chloride	16.500	126	85645	29.20	ug/L		95
99)	1,2-Dichlorobenzene	16.640	146	499535	37.36	ug/L		97
100)	1,2-Dibromo-3-Chloropr...	17.181	75	47853	37.23	ug/L		86
101)	Hexachlorobutadiene	17.601	225	129060	34.90	ug/L		89
102)	1,2,4-Trichlorobenzene	17.655	180	334926	38.90	ug/L		96
103)	Naphthalene	17.911	128	801288	38.56	ug/L		99
104)	1,2,3-Trichlorobenzene	18.051	180	291342	38.43	ug/L		97
106)	Ethanol	5.706	45	46954	749.68	ug/L		98
107)	Acrolein	6.399	56	138440	157.84	ug/L		99
108)	Tert Butyl Alcohol	7.670	59	201711	341.05	ug/L		92
109)	Isobutyl alcohol	11.392	42	76135	671.31	ug/L	#	88
110)	Tert Amyl Alcohol	11.507	59	118258	367.03	ug/L		87
111)	1,4-Dioxane	12.711	88	38039	667.06	ug/L		89
112)	3,3-dimethyl-1-butanol	14.365	57	744914	1587.16	ug/L		95

(#) = qualifier out of range (m) = manual integration (+) = signals summed

Quantitation Report (QT Reviewed)

Data Path : C:\msdchem\1\data\BON\DECEMBER2018\12-21-18\vy1552\
Data File : Y39102.D
Acq On : 19 Dec 2018 6:51 pm
Operator : eileeng
Sample : ecc1510-5
Misc : MS42167,VY1552,,,,,
ALS Vial : 24 Sample Multiplier: 1

Quant Time: Dec 21 06:08:55 2018
Quant Method : C:\msdchem\1\METHODS\Y-nov0818w.M
Quant Title : SW-846 Method 5035A/8260B
QLast Update : Fri Sep 14 08:38:11 2018
Response via : Initial Calibration

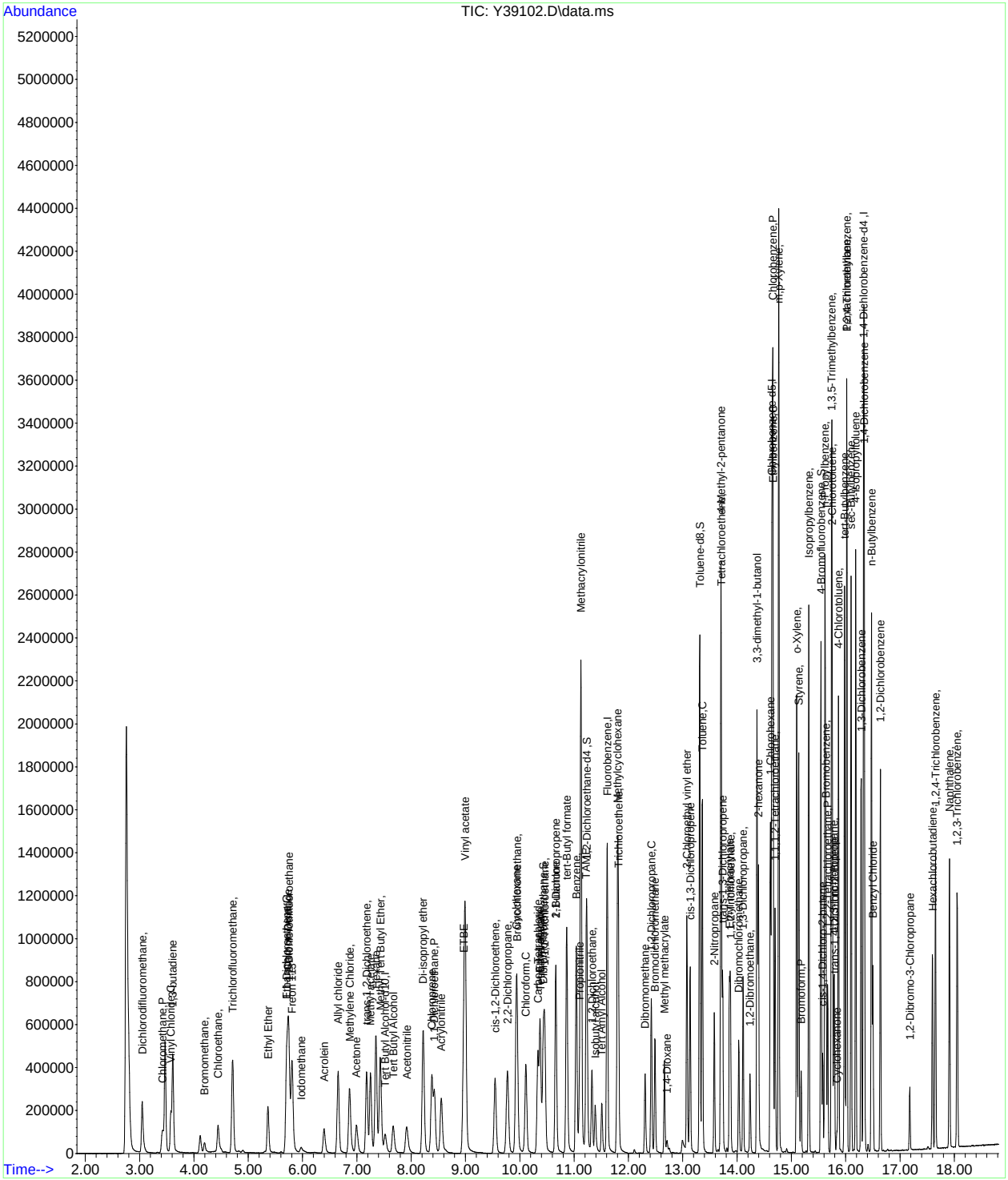

SGS ORLANDO — MSVOA17-1A ANALYSIS LOG

DATE: 12/13/2018	**METHOD(s):*** 8260	**BFB:** V24455	**PH LOT:** 1 to 12 pH lot #: 200814
COLUMN TYPE: RTX-VMS	**METHOD FILE(s):**	**ICAL/CC:** V24511,V24442,V24450	0 to 3 pH lot#: 220416
DETECTOR: 5975C MSD	2018-12-13APP91A.m	V24494,V24468,V24469	**KI PAPER LOT:** 060117
INSTRUMENT: MSVOA17-1A	**CALIB. DATE:** 12/13/18	**ISTD/SURR** v24455	**AFA:** NA
PURGE PRESSURE: 1.4 psi	**EM VOLTAGE:** 1682	ICV/QC: V24512,V24443,V24451	**SAMPLE ID VERIFIED BY:**
PURGE VOLUME: 5 mL	**BFB RESPONSE:** 1805783	V24441,V24470,V24471	stutip
ANALYST: JuanG	**RUN ID:** V1A552		**DATE VERIFIED:** 12/14/18

Data File	Sample ID	DIL.	VIAL #	MATRIX	ALS POS.	SAMPLE METHOD	MANUALLY INTEGRATED PEAKS RATIONAL, PEAK #	PH	CL ?	RR	COMMENTS
1A14473	mb	-	-	w	1	8260		-	-	-	
1A14474	mb	-	-	w	2	8260		-	-	-	pass autofind
1A14475	BFB	-	-	w	3	8260		-	-	-	20 µL each → 50 mL
1A14476	cc550-5	-	-	w	4	8260		-	-	-	
1A14477	bfb	-	-	w	5	8260		-	-	-	
1A14478	IC552-1	-	-	w	6	8260	#7(MP)	-	-	-	1ul-100ml
~~1A14479~~	~~IC552-2~~	-	-	w	7	8260		-	-	-	5ul-100ml
1A14480	IC552-3	-	-	w	8	8260		-	-	-	5ul-50ml
1A14481	IC552-4	-	-	w	9	8260		-	-	-	12.5ul-50ml;
1A14482	ICC552-5	-	-	w	10	8260		-	-	-	20ul-50ml
1A14483	IC552-6	-	-	w	11	8260		-	-	-	35ul-50ml
1A14484	IC552-7	-	-	w	12	8260		-	-	-	50ul-50ml
1A14485	BLANK	-	-	w	13	8260		-	-	-	
1A14486	ICV552-5	-	-	w	14	8260		-	-	-	25ul-50ml
1A14487	BS	-	-	w	15	8260		-	-	-	12.5ul-40ml
1A14488	MB	-	-	w	16	8260		-	-	-	
1A14489	FA59954-10	2X	2	w	17	8260	25ml-50ml	1	n		
1A14490	FA59954-11	2X	2	w	18	8260	25ml-50ml	1	n		
1A14491	FA59954-9	5X	2	w	19	8260	10ml-50ml	1	n	1x	
1A14492	FA59954-2	1X	2	w	20	8260		1	n		
1A14493	FA59954-14	1X	2	w	21	8260		3	n		
1A14494	FA59954-5	1X	2	w	22	8260		6	n		
1A14495	FA59954-3	1X	2	w	23	8260		1	n		
1A14496	FA59954-8	1X	2	w	24	8260		1	n		
1A14497	FA60099-2	1X	1	w	25	8260		1	n		
1A14498	FA60099-4	1X	1	w	26	8260		1	n		
1A14499	FA60099-6	1X	1	w	26	8260		1	n		
1A14500	FA60099-2MS	1X	2	w	27	8260		1	n		12.5ul-40nl
1A14501	FA60099-2MSD	1X	2	w	28	8260		1	n		12.5ul-40nl
1A14502	ECC522-5			w	29	8260					20ul-50ml

* For NELAC purposes, Method 8260 includes analytes by SOP MS005. Matrix: Designate "W" for Water "S" for Soil, "O" for Oil, "Liq" for Non-aqueous Liquid, and "TCLP" or "SPLP" for Leachate.
Manual Integration Rationale SOP QA029: **MP** Missed Peak, **OP** Overlapping Peak, **SP** Split Peak, **PDB** Poorly Defined Baseline, **BR** Baseline Ripple, PII Poor Instrument Integration.

Analyst's Signature: _____

SGS -ORLANDO

MSVOA17-1A-ANALYSIS LOG

DATE: 12/19/2018	**METHOD(s):*** 8260	**BFB:** V24455	**PH LOT:** 1 to 12 pH lot #: 200814
COLUMN TYPE: RTX-VMS	**METHOD FILE(s):**	**ICAL/CC:** V24522,v24521,v24541,v24531	0 to 3 pH lot#: 220416
DETECTOR: 5975C MSD	2018-13-12APP91A.m	v24540,v24539	**KI PAPER LOT:** 060117
INSTRUMENT: MSVOA17-1A	**CALIB. DATE:** 13/12/18	**ISTD/SURR** v24455	**AFA:** NA
PURGE PRESSURE: 1.4 psi	**EM VOLTAGE:** 1682	ICV/QC: V24547,V24549,V24542	**SAMPLE ID VERIFIED BY:**
PURGE VOLUME: 5 mL	**BFB RESPONSE:** 2351560	V24532,V24545,V24545	stutip
ANALYST: stutip	**RUN ID:** **V1A560**		**DATE VERIFIED:** 12/20/18

Data File	Sample ID	DIL.	VIAL #	MATRIX	ALS POS.	SAMPLE METHOD	MANUALLY INTEGRATED PEAKS RATIONAL, PEAK #	PH	CL ?	RR	COMMENTS
1A14689	blk	-	-	w	1	8260		-	-	-	
1A14690	conditioning std	-	-	w	2	8260		-	-	-	
1A14691	cc552-5/bfb	-	-	w	3	8260	#3(PII)	-	-	-	20 µL each → 50 mL/pass
1A14692	bs	-	-	w	4	8260	#3(PII)	-	-	-	12.5 µL each → 40 mL
1A14693	mb	-	-	w	5	8260		-	-	-	
1A14694	FA60104-9,2	2x	5	w	6	8260	25ml-50ml	1	n	**1x**	reran on v1a562
1A14695	FA60104-10		2	w	7	8260		1	n		
1A14696	FA60104-11		2	w	8	8260		1	n		
1A14697	FA60104-12		2	w	9	8260		1	n		
1A14698	FA60104-13		2	w	10	8260		1	n		
1A14699	FA60104-14		2	w	11	8260		1	n		
1A14700	FA60104-15		1	w	12	8260		1	n		
1A14701	FA60104-16		2	w	13	8260		1	n		
1A14702	FA60104-17		1	w	14	8260		1	n		
1A14703	FA60104-18		2	w	15	8260		1	n		
1A14704	FA60104-19		2	w	16	8260		1	n		
1A14705	FA60104-20,5	5x	2	w	17	8260	10ml-50ml	1	n	**1x**	reran on v1a562
1A14706	FA60104-21,5	5x	2	w	18	8260	10ml-50ml	1	n	**1x**	reran on v1a562
1A14707	FA60104-22,5	5x	2	w	19	8260	10ml-50ml	1	n	**1x**	reran on v1a562
1A14708	FA60104-23		2	w	20	8260		1	n		
1A14709	fa60193-17		2	w	21	8260		1	n		
1A14710	fa60039-14		3	w	22	8260		1	n		
1A14711	fa60038-9,10	10x	3	w	23	8260	dilution required for non targeted comp.	1	n	**250x**	no lower dilution possible
1A14712	FA60117-1,50	50x	2	w	24	8260	ecomb w/ vy1551	1	n	**1x or 5x**	if possible
1A14713	fa60039-12,20	20x	3	w	25	8260	ecomb w/ v3c123	1	n		
1A14714	FA60104-10MS		3	w	26	8260	#3(PII)	1	n		12.5ul-40ml
1A14715	FA60104-10MSD		3	w	27	8260	#3(PII)	1	n		12.5ul-40ml
1A14716	ECC552-5			w	28	8260	#3(PII)				20ul-50ml

* For NELAC purposes, Method 8260 includes analytes by SOP MS005. Matrix: Designate "W" for Water "S" for Soil, "O" for Oil, "Liq" for Non-aqueous Liquid, and "TCLP" or "SPLP" for Leachate.
Manual Integration Rationale SOP QA029: **MP** Missed Peak, **OP** Overlapping Peak, **SP** Split Peak, **PDB** Poorly Defined Baseline, **BR** Baseline Ripple, PII Poor Instrument Integration.

Analyst's Signature: 

SGS -ORLANDO

MSVOA19-3C-ANALYSIS LOG

DATE: 12/14/2018	**METHODS:*** 8260	**BFB:** V24488	**pH Lot#:** (1-12 pH paper): 220814
COLUMN TYPE: RTX-VMS	**METHOD FILE:** 2018-12-14APP9-3C_AQ.M	**ICAL/CC:** V24522, V24521, V24494,	(0-3 pH paper): 220416
DETECTOR: 5975C MSD	**CALIB. DATE:** 12/14/2018	V24468, V24469, V24531 (**STD A**)	**KI Paper Lot#:** 102916
INSTRUMENT: MSVOA19-3C	**EM VOLTAGE:** 1353	**STD [A,B]** = 150 µL each [(ICAL/CCV),(ICV/QC)]	**AFA:** V24156C
PURGE PRESSURE: 1.3 psi	**BFB RESPONSE:** 1526446	**ICV/QC:** V24443, V24451, V24441,	**Sample ID Verified by:**
		V24470, V24471, V24532 (**STD B**)	
ANALYST: Sean Pioro	**RUN ID:** V3C121	**ISTD/SUR:** V24488	**DATE VERIFIED:** 12/17/2018

DATA FILE	SAMPLE ID	DIL.	VIAL #	MATRIX	ALS POS.	SAMPLE METHOD	MANUALLY INTEGRATED PEAKS RATIONALE, PEAK #	pH	CI ?	RR	COMMENTS
3C3148	blank	-	-	w	51	8260		-	-	-	
3C3149	blank	-	-	w	51	8260		-	-	-	
3C3150	BFB	-	-	w	51	8260		-	-	-	Average PASS
3C3151	IC0121-1	-	-	w	51	8260	95MP	-	-	-	3 µL **STD A** → 50 mL
3C3152	IC0121-2	-	-	w	52	8260		-	-	-	15 µL **STD A** → 50 mL
3C3153	IC0121-3	-	-	w	53	8260		-	-	-	30 µL **STD A** → 50 mL
3C3154	IC0121-4	-	-	w	54	8260		-	-	-	75 µL **STD A** → 50 mL
3C3155	ICC0121-5	-	-	w	55	8260		-	-	-	120 µL **STD A** → 50 mL
3C3156	IC0121-6	-	-	w	56	8260		-	-	-	210 µL **STD A** → 50 mL
3C3157	IC0121-7	-	-	w	57	8260		-	-	-	300 µL **STD A** → 50 mL
3C3158	blank	-	-	w	58	8260		-	-	-	
3C3159	ICV0121-5	-	-	w	59	8260		-	-	-	150 µL **STD B** → 50 mL
3C3160	BS	-	-	w	60	8260		-	-	-	75 µL **STD B** / 40 mL
3C3161	MB	-	-	w	61	8260		-	-	-	
3C3162	FA60075-7	-	3	w	62	8260		1.5	N	-	
3C3163	FA60075-8	-	1	w	63	8260		1.5	N	-	
3C3164	FA60075-9	-	1	w	64	8260		1.5	N	-	
3C3165	FA60075-10	-	1	w	65	8260		1.5	N	-	
3C3166	FA60075-11	-	1	w	66	8260	Collected 12/11/18	7	N	-	
3C3167	FA60075-12	-	1	w	67	8260	Trip blank. Not logged in.	1.5	N	-	
3C3168	FA60103-1	-	1	w	68	8260	10 drops AFA added.	1.5	N	-	
3C3169	FA60103-2	-	1	w	69	8260	10 drops AFA added.	1.5	N	-	
3C3170	FA60103-3	-	1	w	70	8260		1.5	N	-	
3C3171	FA60103-4	-	1	w	71	8260		1.5	N	-	
3C3172	FA60103-5	-	1	w	72	8260		1.5	N	-	
3C3173	FA60103-6	-	1	w	73	8260		1.5	N	-	
3C3174	FA60103-7	-	1	w	74	8260		1.5	N	-	
3C3175	FA60103-8	-	1	w	75	8260		1.5	N	-	
3C3176	FA60103-9	-	2	w	76	8260	10 drops AFA added.	1.5	N	-	Outside 12hrs.
3C3177	FA60103-10	-	2	w	77	8260	10 drops AFA added.	1.5	N	-	Outside 12hrs.
3C3178	FA60075-10MS	-	2	w	78	8260		6	N	-	75 µL **STD B** / 40 mL
3C3179	FA60075-10MSD	-	2	w	78	8260		6	N	-	75 µL **STD B** / 40 mL

* For NELAC purposes, Method 8260 includes analytes by SOP MS005. Matrix: Designate "W" for Water "S" for Soil, "O" for Oil, "Liq" for Non-aqueous Liquid, and "TCLP" or "SPLP" for Leachate.

Manual Integration Rationale SOP QA029: **MP** Missed Peak, **OP** Overlapping Peak, **SP** Split Peak, **PDB** Poorly Defined Baseline, **BR** Baseline Ripple, **PII** Poor Instrument Integration.

Analyst's Signature:

SGS -ORLANDO

MSVOA19-3C-ANALYSIS LOG

DATE: 12/14/2018	**METHODS:*** 8260	**BFB:** V24488	**pH Lot#:** (1-12 pH paper): 220814
COLUMN TYPE: RTX-VMS	**METHOD FILE:** 2018-12-14APP9-3C_AQ.M	**ICAL/CC:** V24522, V24521, V24494,	(0-3 pH paper): 220416
DETECTOR: 5975C MSD	**CALIB. DATE:** 12/14/2018	V24468, V24469, V24531 (**STD A**)	**KI Paper Lot#:** 102916
INSTRUMENT: MSVOA19-3C	**EM VOLTAGE:** 1353	**STD [A,B]** = 150 µL each [(ICAL/CCV),(ICV/QC)]	**AFA:** V24156C
PURGE PRESSURE: 1.3 psi	**BFB RESPONSE:** 1526446	**ICV/QC:** V24443, V24451, V24441,	**Sample ID Verified by:**
		V24470, V24471, V24532 (**STD B**)	
ANALYST: Sean Pioro	**RUN ID:** V3C121	**ISTD/SUR:** V24488	**DATE VERIFIED:** 12/17/2018

DATA FILE	SAMPLE ID	DIL.	VIAL #	MATRIX	ALS POS.	SAMPLE METHOD	MANUALLY INTEGRATED PEAKS RATIONALE, PEAK #	pH	CI ?	RR	COMMENTS
3C3180	ECC0121-5	-	-	w	79	8260		-	-	-	120 µL **STD A** → 50 mL
3C3181	MB, AFA	-	-	w	80	8260	10 drops AFA added.	-	-	-	

12/17/2018

* For NELAC purposes, Method 8260 includes analytes by SOP MS005. Matrix: Designate "W" for Water "S" for Soil, "O" for Oil, "Liq" for Non-aqueous Liquid, and "TCLP" or "SPLP" for Leachate.

Manual Integration Rationale SOP QA029: **MP** Missed Peak, **OP** Overlapping Peak, **SP** Split Peak, **PDB** Poorly Defined Baseline, **BR** Baseline Ripple, **PII** Poor Instrument Integration.

Analyst's Signature:

SGS -ORLANDO

MSVOA19-3C-ANALYSIS LOG

DATE: 12/17/2018	METHODS:* 8260	BFB: V24488	pH Lot#: (1-12 pH paper): 220814
COLUMN TYPE: RTX-VMS	METHOD FILE: 2018-12-14APP9-3C.M	ICAL/CC: V24522, V24521, V24540,	(0-3 pH paper): 220416
DETECTOR: 5975C MSD	CALIB. DATE: 12/14/2018	V24539, V24541, V24531 (STD A)	KI Paper Lot#: 102916
INSTRUMENT: MSVOA19-3C	EM VOLTAGE: 1353	STD [A,B] = 150 µL each [(ICAL/CCV),(ICV/QC)]	AFA: V24156C
PURGE PRESSURE:	BFB RESPONSE: 1299502	ICV/QC: V24443, V24451, V24441,	Sample ID Verified by:
		V24470, V24471, V24532 (STD B)	
ANALYST: Sean Pioro	RUN ID: V3C122	ISTD/SUR: V24488	DATE VERIFIED: 12/18/2018

DATA FILE	SAMPLE ID	DIL.	VIAL #	MATRIX	ALS POS.	SAMPLE METHOD	MANUALLY INTEGRATED PEAKS RATIONALE, PEAK #	pH	CI ?	RR	COMMENTS
3C3182	blank	-	-	w	-	8260		-	-	-	
3C3183	blank	-	-	w	-	8260		-	-	-	
3C3184	BFB	-	-	w	-	8260		-	-	-	Average PASS
3C3185	CC0121-5, dil. test.	10x	-	w	51	8260		-	-	-	240 µL **STD A** → 100 mL
3C3186	CC0121-5	-	-	w	52	8260		-	-	-	240 µL **STD A** → 100 mL
3C3187	BS	-	-	w	53	8260		-	-	-	75 µL **STD B** / 40 mL
3C3188	MB	-	-	w	54	8260		-	-	-	
3C3189	**FA59956-3**	-	3	w	55	8260	10 drops AFA added.	1.5	N	-	
3C3190	FA59956-5	-	3	w	56	8260		1.5	N	-	
3C3191	FA59956-10	50x	3	w	57	8260		1.5	N	-	1 mL → 50 mL
3C3192	CC0121-1	-	-	w	58	8260	methyl bromide LLOQ confirmation.	-	-	-	3 µL **STD A** → 50 mL
3C3193	FA59956-13	-	2	w	59	8260		1.5	N	-	
3C3194	FA59956-19	-	2	w	60	8260		1.5	N	-	
3C3195	**FA60103-9**	-	3	w	61	8260	10 drops AFA added.	1.5	N	-	See V3C121.
3C3196	FA60103-10	-	3	w	62	8260	10 drops AFA added.	1.5	N	-	See V3C121.
3C3197	**FA59920-1**	-	1	w	63	8260		1.5	N	-	
3C3198	FA59920-2	-	1	w	64	8260		1.5	N	-	
3C3199	FA59920-3	20x	1	w	65	8260		1.5	N	-	2.5 mL → 50 mL
3C3200	FA59920-4	-	1	w	66	8260		1.5	N	-	
3C3201	FA59920-5	-	1	w	67	8260		1.5	N	-	
3C3202	FA59920-6	20x	1	w	68	8260		1.5	N	-	2.5 mL → 50 mL
3C3203	FA59920-7	-	1	w	69	8260		1.5	N	-	
3C3204	FA59920-8	-	1	w	70	8260		1.5	N	-	
3C3205	FA59920-9	2x	1	w	71	8260	IS+SX (not rep)	1.5	N	5x	25 mL → 50 mL
3C3206	**FA60039-8**	100x	2	w	72	8260		1.5	N	25x	0.5 mL → 50 mL
3C3207	FA60039-9	-	2	w	73	8260		1.5	N	10x	
3C3208	FA59920-1MS	-	2	w	74	8260		1.5	N	-	75 µL **STD B** / 40 mL
3C3209	FA59920-1MSD	-	2	w	74	8260		1.5	N	-	75 µL **STD B** / 40 mL
3C3210	ECC0121-5	-	-	-	75	8260		-	-	-	120 µL **STD A** → 50 mL
3C3211	MB, AFA	-	-	-	76	8260	10 drops AFA added.	-	-	-	

PD 12/18/2018

* For NELAC purposes, Method 8260 includes analytes by SOP MS005. Matrix: Designate "W" for Water "S" for Soil, "O" for Oil, "Liq" for Non-aqueous Liquid, and "TCLP" or "SPLP" for Leachate.

Manual Integration Rationale SOP QA029: **MP** Missed Peak, **OP** Overlapping Peak, **SP** Split Peak, **PDB** Poorly Defined Baseline, **BR** Baseline Ripple, **PII** Poor Instrument Integration.

Analyst's Signature: Sean P.

SGS -ORLANDO

MSVOA19-3C-ANALYSIS LOG

DATE: 12/18/2018	**METHODS:*** 8260	**BFB:** V24488	**pH Lot#:** (1-12 pH paper): 220814
COLUMN TYPE: RTX-VMS	**METHOD FILE:** 2018-12-14APP9-3C_AQ.M	**ICAL/CC:** V24522, V24521, V24540,	(0-3 pH paper): 220416
DETECTOR: 5975C MSD	**CALIB. DATE:** 12/14/2018	V24539, V24541, V24531 (**STD A**)	**KI Paper Lot#:** 102916
INSTRUMENT: MSVOA19-3C	**EM VOLTAGE:** 1353	**STD [A,B]** = 150 µL each [(ICAL/CCV),(ICV/QC)]	**AFA:**
PURGE PRESSURE: 1.3 psi	**BFB RESPONSE:** 1200993	**ICV/QC:** V24547, V24549, V24545,	**Sample ID Verified by:** DP
		V24546, V24542, V24532 (**STD B**)	
ANALYST: Sean Pioro	**RUN ID:** V3C123	**ISTD/SUR:** V24488	**DATE VERIFIED:** 12/19/2018

DATA FILE	SAMPLE ID	DIL.	VIAL #	MATRIX	ALS POS.	SAMPLE METHOD	MANUALLY INTEGRATED PEAKS RATIONALE, PEAK #	pH	CI ?	RR	COMMENTS
3C3212	blank	-	-	w	-	8260		-	-	-	
3C3213	blank	-	-	w	-	8260		-	-	-	
3C3214	BFB	-	-	w	-	8260		-	-	-	Average PASS
3C3215	CC0121-5	-	-	w	51	8260		-	-	-	120 µL **STD A** → 50 mL
3C3216	BS	-	-	w	52	8260		-	-	-	75 µL **STD B** / 40 mL
3C3217	CC0121-1	-	-	w	53	8260	chloroethane LLOQ CF.	-	-	-	3 µL **STD A** → 50 mL
3C3218	MB	-	-	w	54	8260		-	-	-	
3C3219	**FA60039-10**	-	2	w	55	8260		1.5	N	-	
3C3220	FA60039-11	-	2	w	56	8260		1.5	N	-	
3C3221	FA60039-12	100x	2	w	57	8260		1.5	N	20x	0.5 mL → 50 mL
3C3222	FA60039-13	-	1	w	58	8260		1.5	N	-	
3C3223	FA60039-14	-	1	w	59	8260	vial skipped - A/S failed to detect.	1.5	N	RR	Dump. Sample not purged.
3C3224	FA60039-15	-	2	w	60	8260		1.5	N	-	
3C3225	**FA60042-1**	-	2	w	61	8260		1.5	N	-	
3C3226	FA60042-2	-	2	w	62	8260		1.5	N	-	
3C3227	FA60042-3	-	2	w	63	8260		1.5	N	-	
3C3228	FA60042-4	-	2	w	64	8260		1.5	N	-	
3C3229	FA60042-5	-	2	w	65	8260		1.5	N	-	
3C3230	FA60042-6	-	2	w	66	8260		1.5	N	-	
3C3231	FA60042-7	10x	2	w	67	8260		1.5	N	-	
3C3232	FA60042-8	-	2	w	68	8260		1.5	N	-	
3C3233	FA60042-9	-	2	w	69	8260		1.5	N	10x	
3C3234	FA60043-5	-	1	w	70	8260		1.5	N	-	
3C3235	FA60043-6	-	2	w	71	8260		1.5	N	-	
3C3236	FA60043-7	-	2	w	72	8260		1.5	N	-	
3C3237	FA60043-8	-	2	w	73	8260		1.5	N	-	
3C3238	FA60039-14	20x	1	w	74	8260		1.5	N	1x	
3C3239	FA60039-10MS	-	3	w	75	8260		1.5	N	-	75 µL **STD B** / 40 mL
3C3240	FA60039-10MSD	-	3	w	75	8260		1.5	N	-	75 µL **STD B** / 40 mL
3C3241	ECC0121-5	-	-	-	76	8260		-	-	-	120 µL **STD A** → 50 mL
							DP 12/19/2018				

* For NELAC purposes, Method 8260 includes analytes by SOP MS005. Matrix: Designate "W" for Water "S" for Soil, "O" for Oil, "Liq" for Non-aqueous Liquid, and "TCLP" or "SPLP" for Leachate.

Manual Integration Rationale SOP QA029: **MP** Missed Peak, **OP** Overlapping Peak, **SP** Split Peak, **PDB** Poorly Defined Baseline, **BR** Baseline Ripple, **PII** Poor Instrument Integration.

Analyst's Signature: Sean P.

SGS -ORLANDO

MSVOA5-C-ANALYSIS LOG

DATE:	12/11/2018
COLUMN TYPE:	RTXVMS
DETECTOR:	5973MSD
INSTRUMENT:	MSVOA5-C
PURGE PRESSURE	8.5 PSI
PURGE VOLUME:	5mL
ANALYST:	Shanika O

METHODS:*	8260
METHOD FILE:	RTXVMS121118.M
CALIB. DATE:	12/11/2018
EM VOLTAGE:	1835V
AFA:	N/A
BFB RESPONSE:	773504
	VC5121

BFB:	V24490A
ICAL/CC:	V24469,V24468,V24494, V24522,V24521,V244511
ISTD/SUR:	V24490A
ICV/QC:	V24471,V24470,V24441, V24443,V24451,V24512

PH LOT: 1-12pH 230814
0-3pH 220416A
KI PAPER LOT: 022018
SAMPLE ID VERIFIED BY:
Shanika O.
DATE VERIFIED: 12/12/2018

Data File	Sample ID	DIL.	VIAL #	MATRIX	ALS POS.	SAMPLE METHOD	MANUALLY INTEGRATED PEAKS RATIONAL, PEAK #	PH	CL ?	RR	COMMENTS
C0129085	BLANK	-	-	W	1	8260		-	-	-	Passed Autofind
C0129086	BLANK	-	-	W	2	8260		-	-	-	✓Passed Autofind
C0129087	CC5119-5	-	-	W	3	8260		-	-	-	✓20uL --> 50mL
C0129088	BLANK/BFB	-	-	W	4	8260		-	-	-	✓12.5uL --> 40mL
C0129089	IC5121-1	-	-	W	5	8260	#3,17(PII) #13,30,32(SP) #31,80,86,87,97,99,101,102(MP)	-	-	-	✓3uL --> 50mL
C0129090	IC5121-2			W	6	8260	#22(PII)				✓15uL --> 50mL
C0129091	IC5121-3			W	7	8260	#3,12,22(SP) #107(PII)				✓30uL --> 50mL
C0129092	IC5121-4			W	8	8260	#6(SP) #107(PII)				✓75uL --> 50mL
C0129093	ICC5121-5			W	9	8260	#107(PII)				✓120uL --> 50mL
C0129094	IC5121-6			W	10	8260	#35(OP) #107(PII) #110(MP)				✓210uL --> 50mL
C0129095	IC5121-7			W	11	8260	#107(PII) #110(MP)				✓300uL --> 50mL
C0129096	BLANK			W	12	8260					
C0129097	ICV5121-5			W	13	8260	#6(SP) #107(PII)				✓25uL --> 50mL

* For NELAC purposes, Method 8260 includes anlytes by SOP MS005 Matrix: Designaate "W" for Water "S" for soil, "O" for Oil, "Liq" for Non-aquous LIquid, and "TCLP" or "SPLP" for Leachate.

Manual Integration Rational SOP QA029: **MP** Missed Peak, **OP** Overlapping Peak, **SP** Split Peak, **PDB** Poorly Defined Baseline, **BR** Baseline Ripple, PII Poor Instrument

Analyst's Signature:_____

SGS -ORLANDO

MSVOA5-C-ANALYSIS LOG

DATE:	12/17/2018
COLUMN TYPE:	RTXVMS
DETECTOR:	5973MSD
INSTRUMENT:	MSVOA5-C
PURGE PRESSURE	8.5 PSI
PURGE VOLUME:	5mL
ANALYST:	SHANIKA O.

METHODS:*	8260
METHOD FILE:	RTXVMS121118.M
CALIB. DATE:	12/11/2018
EM VOLTAGE:	1835V
AFA:	N/A
BFB RESPONSE:	1559327
	VC5130

BFB: V24490A
ICAL/CC: V24541,V24539,V24540, V24522,V24521,V244531
ISTD/SUR: V24490A
ICV/QC: V24471,V24470,V24441, V24443,V24451,V24532

PH LOT: 1-12pH 230814
0-3pH 220416A
KI PAPER LOT: 022018
SAMPLE ID VERIFIED BY:
Shanika O.
DATE VERIFIED: 12/18/2018

Data File	Sample ID	DIL.	VIAL #	MATRIX	ALS POS.	SAMPLE METHOD	MANUALLY INTEGRATED PEAKS RATIONAL, PEAK #	PH	CL ?	RR	COMMENTS
C0129251	BLANK	-	-	W	1	8260		-	-	-	Passed Autofind
C0129252	BLANK/BFB	-	-	W	2	8260		-	-	-	✓Passed Autofind
C0129253	CC5121-5	-	-	W	3	8260	#107(PII)	-	-	-	✓20uL --> 50mL
C0129254	BS	-	-	W	4	8260	#107(PII)	-	-	-	✓12.5uL --> 40mL
C0129255	MB	-	-	W	5	8260		-	-	-	✓ND
C0129256	FA59885-5	1X	2	W	6	8260		1	NO		✓
C0129257	FA59885-4	10X	2	W	7	8260		1	NO		✓5mL --> 50mL
C0129258	FA60039-5	250X	3	W	8	8260		1	NO		✓200uL --> 50mL
C0129259	FA60044-1	2.5X	3	W	9	8260		1	NO		✓20mL --> 50mL
C0129260	FA60039-1	1X	3	W	10	8260		1	NO		✓
C0129261	FA60038-9	1X	2	W	11	8260		1	NO		**Wrong sample ran.**
C0129262	FA60039-3	1X	3	W	12	8260	#12(SP)	1	NO		✓
C0129263	FA60039-4	1X	3	W	13	8260		1	NO		✓
C0129264	FA60039-6	1X	3	W	14	8260		1	NO		✓
C0129265	FA60039-7	1X	3	W	15	8260	#12(PII)	1	NO		✓
C0129266	FA60039-5MS	250X	3	W	16	8260	#107(PII)	1	NO		✓12.5uL --> 40mL
C0129267	FA60039-5MSD	250X	3	W	16	8260	#107(PII)	1	NO		✓12.5uL --> 40mL
C0129268	FA60044-2	1X	3	W	17	8260		1	NO		✓
C0129269	FA60044-3	1X	3	W	18	8260		1	NO		✓
C0129270	FA60044-4	1X	3	W	19	8260		1	NO		✓
C0129271	FA60044-5	1X	3	W	20	8260		1	NO		✓
C0129272	FA60044-6	1X	3	W	21	8260		1	NO		✓
C0129273	FA59965-3	2X	4	W	22	8260		1	NO		✓25mL --> 50mL
C0129274	FA59900-12	5X	3	W	23	8260		1	NO		✓10mL --> 50mL
C0129275	FA59965-8	5X	3	W	24	8260		1	NO		✓10mL --> 50mL
C0129276	FA59965-12	5X	3	W	25	8260		1	NO		✓10mL --> 50mL
C0129277	ECC5121-5	-	-	W	26	8260	#107(PII)	-	-	-	✓20uL --> 50mL

* For NELAC purposes, Method 8260 includes anlytes by SOP MS005 Matrix: Designaate "W" for Water "S" for soil, "O" for Oil, "Liq" for Non-aquous LIquid, and "TCLP" or "SPLP" for Leachate.

Manual Integration Rational SOP QA029: **MP** Missed Peak, **OP** Overlapping Peak, **SP** Split Peak, **PDB** Poorly Defined Baseline, **BR** Baseline Ripple, PII Poor Instrument

Analyst's Signature: Shanika O.

SGS -ORLANDO

MSVOA5-C-ANALYSIS LOG

DATE:	12/18/2018
COLUMN TYPE:	RTXVMS
DETECTOR:	5973MSD
INSTRUMENT:	MSVOA5-C
PURGE PRESSURE	8.5 PSI
PURGE VOLUME:	5mL
ANALYST:	SHANIKA O

METHODS:*	8260
METHOD FILE:	RTXVMS121118.M
CALIB. DATE:	12/11/2018
EM VOLTAGE:	1835V
AFA:	N/A
BFB RESPONSE:	1607110
	VC5132/33/34

BFB: V24490A
ICAL/CC: V24541,V24539,V24540, V24522,V24521,V244531
ISTD/SUR: V24490A
ICV/QC: V24542,V24546,V24545, V24547,V24549,V24532

PH LOT: 1-12pH 230814
0-3pH 220416A
KI PAPER LOT: 022018
SAMPLE ID VERIFIED BY:
Shanika O.
DATE VERIFIED: 12/19/2018

Data File	Sample ID	DIL.	VIAL #	MATRIX	ALS POS.	SAMPLE METHOD	MANUALLY INTEGRATED PEAKS RATIONAL, PEAK #	PH	CL ?	RR	COMMENTS
C0129301	BLANK	-	-	W	1	8260		-	-	-	Passed Autofind
C0129302	BLANK/BFB	-	-	W	2	8260		-	-	-	✓Passed Autofind
C0129303	CC5121-5	-	-	W	3	8260	#107(PII)	-	-	-	✓20uL --> 50mL
C0129304	BS	-	-	W	4	8260	#107(PII)	-	-	-	✓12.5uL --> 40mL
C0129305	MB	-	-	W	5	8260		-	-	-	
C0129306	FA60017-2	1X	1	W	6	8260		1	NO		
C0129307	FA60017-1	1X	1	W	7	8260		1	NO		
C0129308	FA60017-5	1X	1	W	8	8260		1	NO		
C0129309	FA60221-12	1X	2	W	9	8260	Previous run VC5131	1	NO		
C0129310	FA60221-3	2X	2	W	10	8260	No need for rerun	1	NO		25mL --> 50mL
C0129311	FA60221-8	100X	2	W	11	8260	Previous run VC5131; #17,68(PII)	1	NO		✓500uL --> 50mL
C0129312	FA60017-3	25X	1	W	12	8260	#109(PII)	1	NO	20X	2mL --> 50mL
C0129313	FA60017-4	20X	1	W	13	8260	#16,109(PII)	1	NO		ǔ2.5mL --> 50mL
C0129314	FA60039-2	1X	3	W	14	8260	Previous run VI1805 (Out Of Hold)	1	NO		
C0129315	FA60017-2MS	1X	2	W	15	8260	#107(PII)	1	NO		✓12.5uL --> 40mL
C0129316	FA60017-2MSD	1X	3	W	16	8260	#107(PII)	1	NO		✓12.5uL --> 40mL
C0129317	FA60162-1	1X	1	W	17	624	#21(PII)	1	NO		
C0129318	FA60162-2	10X	2	W	18	624	#60(PII)	1	NO		✓5mL --> 50mL
C0129319	FA60162-2MS	10X	2	W	19	624	#107(PII)	1	NO		✓12.5uL --> 40mL
C0129320	FA60162-2MSD	10X	2	W	20	624	#107(PII)	1	NO		✓12.5uL --> 40mL
C0129321	FA59998-12	10X	1	W	21	TCLP		1	NO		✓5mL --> 50mL
C0129322	FA60216-1	10X	1	W	22	TCLP		6	NO		✓5mL --> 50mL
C0129323	FA59998-12MS	10X	1	W	23	TCLP		1	NO		✓12.5uL --> 40mL
C0129324	FA59998-12MSD	10X	1	W	24	TCLP	#107(PII)	1	NO		✓12.5uL --> 40mL
C0129325	ECC5121-5	-	-	W	25	8260	#107(PII)	-	-		✓20uL --> 50mL

* For NELAC purposes, Method 8260 includes anlytes by SOP MS005 Matrix: Designaate "W" for Water "S" for soil, "O" for Oil, "Liq" for Non-aquous Liquid, and "TCLP" or "SPLP" for Leachate.

Manual Integration Rational SOP QA029: **MP** Missed Peak, **OP** Overlapping Peak, **SP** Split Peak, **PDB** Poorly Defined Baseline, **BR** Baseline Ripple, PII Poor Instrument

Analyst's Signature: Shanika O.

SGS -ORLANDO **MSVOA5-C-ANALYSIS LOG**

DATE:	12/18/2018
COLUMN TYPE:	RTXVMS
DETECTOR:	5973MSD
INSTRUMENT:	MSVOA5-C
PURGE PRESSURE	8.5 PSI
PURGE VOLUME:	5mL
ANALYST:	SHANIKA O

METHODS:*	8260
METHOD FILE:	RTXVMS121118.M
CALIB. DATE:	12/11/2018
EM VOLTAGE:	1835V
AFA:	N/A
BFB RESPONSE:	1640014
	VC5135

BFB: V24490A
ICAL/CC: V24541,V24539,V24540, V24522,V24521,V244531
ISTD/SUR: V24490A
ICV/QC: V24542,V24546,V24545, V24547,V24549,V24532

PH LOT: 1-12pH 230814
0-3pH 220416A
KI PAPER LOT: 022018
SAMPLE ID VERIFIED BY:
Shanika O.
DATE VERIFIED: 12/19/2018

Data File	Sample ID	DIL.	VIAL #	MATRIX	ALS POS.	SAMPLE METHOD	MANUALLY INTEGRATED PEAKS RATIONAL, PEAK #	PH	CL ?	RR	COMMENTS
C0129326	BLANK	-	-	W	26	8260		-	-	-	Passed Autofind
C0129327	BLANK/BFB	-	-	W	27	8260		-	-	-	✓Passed Autofind
C0129328	CC5121-5	-	-	W	28	8260		-	-	-	✓20uL --> 50mL
C0129329	BS	-	-	W	29	8260	#107(PII)	-	-	-	✓12.5uL --> 40mL
C0129330	MB	-	-	W	30	8260					
C0129331	FA60135-15	100X	6	W	31	8260	Previous run VY1548 #16(SP)	1	NO		✓500uL --> 50mL
C0129332	FA60135-15MS	100X	6	W	32	8260	#107(sp)	1	NO		✓12.5uL --> 40mL
C0129333	FA60135-15MSD	100X	6	W	33	8260	#107(PII)	1	NO		✓12.5uL --> 40mL
C0129334	FA60135-1	250X	6	W	34	8260	Previous run VY1548 #16(PII)	1	NO		✓200uL --> 50mL
C0129335	FA60135-2	500X	6	W	35	8260	Previous run VY1548 #109(SP)	1	NO		✓100uL --> 50mL
C0129336	FA60149-18	200X	3	W	36	8260	Previous run VP2328 #16(SP)	1	NO		✓250uL --> 50mL
C0129337	FA60135-18	20X	5	W	37	8260	Previous run VY1548 #94 #95(PII) #98	1	NO		✓2.5mL --> 50mL
C0129338	FA60099-1	100X	1	W	38	8260	Previous run VY1547	1	NO		✓500uL --> 50mL
C0129339	FA60099-3	2X	2	W	39	8260	Previous run VY1547 #94(PII) #98(MP	1	NO		✓25mL --> 50mL
C0129340	FA59885-4	1X	3	W	40	8260		1	NO		
C0129341	FA60215-4	1X	2	W	41	8260	Previous run V1A557	1	NO		
C0129342	FA60215-3	1X	2	W	42	8260	Previous run V1A557	1	NO		**Rerunning for possible Xylene carryover**
C0129343	FA60214-1	2X	2	W	43	8260	Previous run V1A557 #17 #32 #94 #95	1	NO		✓25mL --> 50mL
C0129344	FA60215-2	5X	2	W	44	8260	Previous run V1A557 #16(SP) #95(MP	1	NO	**10x**	✓10mL --> 50mL
C0129345	FA59938-4	5000X	2	W	45	8260	Previous run Vy1549	1	NO		✓10uL --> 50mL
C0129346	FA59938-6	50X	2	W	46	8260	Previous run Vy1549	1	NO		✓1mL --> 50mL
C0129347	FA59920-9	5X	2	W	47	8260	Previous run V3C122	1	NO		✓10mL --> 50mL
C0129348	FA60039-9	10X	3	W	48	8260	Previous run V3C122	1	NO		✓5mL --> 50mL
C0129349	ECC5121-5	-	-	W	49	8260		-	-	-	✓20uL --> 50mL

* For NELAC purposes, Method 8260 includes anlytes by SOP MS005 Matrix: Designaate "W" for Water "S" for soil, "O" for Oil, "Liq" for Non-aquous Liquid, and "TCLP" or "SPLP" for Leachate.

Manual Integration Rational SOP QA029: **MP** Missed Peak, **OP** Overlapping Peak, **SP** Split Peak, **PDB** Poorly Defined Baseline, **BR** Baseline Ripple, PII Poor Instrument

Analyst's Signature: Shanika O.

SGS -ORLANDO **MSVOA16-I-ANALYSIS LOG**

DATE:	12/12/2018
COLUMN TYPE:	RTXVMS
DETECTOR:	5973 MSD
INSTRUMENT:	MSVOA4-B
PURGE PRESSURE:	6.7psi
PURGE VOLUME:	5mL
ANALYST:	ANAJ

METHODS:*	8260
METHOD FILE:	I-November2818.M
CALIB. DATE:	11/28/2018
EM VOLTAGE:	1718V
BFB RESPONSE	1515024
RUN ID	***VI1803***

BFB:	V24474
ICAL/CC:	V24514, V24518, V24500
	V24496,V24501,V24449,V24502,V24503
ISTD/SURR:	V24474
ICV/QC:	V24466,V24519, V24505
	V24430, V24506, V24489, V24504,
	V24458, V242477.

PH LOT: 1/12pH:200814
0/3pH:220416A
KI PAPER LOT: 09/01/2018
SAMPLE ID VERIFIED BY:
ANAJ
DATE VERIFIED: 12/13/2018

Data File	Sample ID	DIL.	VIAL #	MATRIX	ALS POS.	SAMPLE METHOD	MANUALLY INTEGRATED PEAKS RATIONAL, PEAK #	PH	CL ?	RR	COMMENTS
I59292	BFB	N/A	N/A	w	1	8260	16SP	N/A	N/A		✓ Tune Passed (AF)
I59293	CC1792-5	N/A	N/A	w	1	8260	35SP, 107PII	N/A	N/A		☒ Passed 20uL-->50mL
I59294	CC1792-5	N/A	N/A	w	2	8260	35SP, 107PII	N/A	N/A		✓ Passed 20uL-->50mL
I59295	BS	N/A	N/A	w	3	8260	35SP, 107PII	N/A	N/A		✓ Passed 12.5uL-->40mL
I59296	MB	N/A	N/A	w	4	8260		N/A	N/A		✓ ND
I59297	BFB	N/A	N/A	w	1	8260		N/A	N/A		✓ Tune Passed (AF)
I59298	IC1803-1	N/A	N/A	w	1	8260	4,7,53,97,107,111-MP 10,11,16,12,39-SP	N/A	N/A		✓ Passed 10mL(IC2)-->50mL
I59299	IC1803-2	N/A	N/A	w	2	8260	4,7,10,11,12,35,-PII 97,107-MP	N/A	N/A		✓ Passed 5uL-->100mL
I59300	IC1803-3	N/A	N/A	w	3	8260	35SP, 107PII	N/A	N/A		✓ Passed 5uL-->50mL
I59301	IC1803-4	N/A	N/A	w	4	8260	35SP, 107PII	N/A	N/A		✓ Passed 12.5uL-->50mL
I59302	ICC1803-5	N/A	N/A	w	5	8260	35SP, 107PII	N/A	N/A		✓ Passed 20uL-->50mL
I59303	IC1803-6	N/A	N/A	w	6	8260	35SP, 107PII	N/A	N/A		✓ Passed 35uL-->50mL
I59304	IC1803-7	N/A	N/A	w	7	8260	35SP, 107PII	N/A	N/A		✓ Passed 50uL-->50mL
I59305	Blank	N/A	N/A	w	8	8260		N/A	N/A		✓
I59306	ICV1803-5	N/A	N/A	w	9	8260		N/A	N/A		☒ Failed 25uL-->50mL
I59307	ICV1803-5	N/A	N/A	w	10	8260	IS out	N/A	N/A		☒ Failed 25uL-->50mL
I59308	BS	N/A	N/A	w	11	8260	35SP, 107PII	N/A	N/A		✓ Passed 12.5uL-->40mL
I59309	MB	N/A	N/A	w	12	8260		N/A	N/A		✓ ND
I59310	FA59989-1msd,5x	5x	2	w	13	8260	35SP, 107PII	1	N		✓ 12.5uL-->40mL, 10mL-->50mL
I59311	ECC1803-5	N/A	N/A	w	14	8260	35SP, 107PII	N/A	N/A		✓ Passed 20uL-->50mL

* For NELAC purposes, Method 8260 includes analytes by SOP MS005 Matrix: Designate "W" for Water "S" for soil, "O" for Oil, "Liq" for Non-aqueous Liquid, and "TCLP" or "SPLP" for Leachate.

Manual Integration Rational SOP QA029: **MP** Missed Peak, **OP** Overlapping Peak, **SP** Split Peak, **PDB** Poorly Defined Baseline, **BR** Baseline Ripple, **PII** Poor Instrument

Analyst's Signature:

SGS -ORLANDO

MSVOA16-I-ANALYSIS LOG

DATE:	12/14/2018
COLUMN TYPE:	RTXVMS
DETECTOR:	5973 MSD
INSTRUMENT:	MSVOA4-B
PURGE PRESSURE:	6.7psi
PURGE VOLUME:	5mL
ANALYST:	ANAJ/AMANDAB

METHODS:*	8260
METHOD FILE:	I-November2818.M
CALIB. DATE:	11/28/2018
EM VOLTAGE:	1718V
BFB RESPONSE	1945909
RUN ID	***VI1805***

BFB: V24474
ICAL/CC: V24514, V24518, V24500
V24496,V24501,V24449,V24502,V24503
ISTD/SURR: V24474
ICV/QC: V24525,V24519, V24505
V24430, V24506, V24489, V24504,
V24458, V242477.

PH LOT: 1/12pH:200814
0/3pH:220416A
KI PAPER LOT: 09/01/2018
SAMPLE ID VERIFIED BY:
ANAJ/AB
DATE VERIFIED: 12/15/2018

Data File	Sample ID	DIL.	VIAL #	MATRIX	ALS POS.	SAMPLE METHOD	MANUALLY INTEGRATED PEAKS RATIONAL, PEAK #	PH	CL ?	RR	COMMENTS
I59341	BFB	N/A	N/A	w	1	8260		N/A	N/A		✓ Tune Passed (AF)
I59342	CC1803-5	N/A	N/A	w	1	8260	35SP, 107PII	N/A	N/A		✓ Passed 20uL-->50mL
I59343	CC1803-5	N/A	N/A	w	2	8260	12PII, 20PII, 22PII, 35SP, 107PII	N/A	N/A		✓ Passed 20uL-->50mL
I59344	BS	N/A	N/A	w	3	8260	35SP, 107PII	N/A	N/A		✓ Passed 12.5uL-->40mL
I59345	MB	N/A	N/A	w	4	8260		N/A	N/A		✓ Hexachlorobutadiene
I59346	FA59920-21	1x	1	w	1	8260		1	N		✓
I59347	FA59920-14	1x	1	w	2	8260		1	N		✓
I59348	FA59920-15,2.5x	2.5x	1	w	3	8260		1	N		✓ 20mL-->50mL
I59349	FA59920-16	1x	1	w	4	8260		1	N		✓ ND
I59350	FA59920-17	1x	1	w	5	8260	11PII	1	N		✓
I59351	FA59920-18	1x	1	w	6	8260		1	N		☒ IS/SS failure
I59352	FA59920-20	1x	1	w	7	8260		1	N		✓ TCE high
I59353	FA60039-5,250x	250x	1	w	8	8260		1	N	**200x**	✓ 200uL-->50mL
I59354	**FA60044-1,10x**	10x	2	w	9	8260		1	N	**2.5x**	✓ 5mL-->50mL
I59355	**FA60044-2,5x**	5x	2	w	10	8260		1	N	**1x**	✓ 10mL-->50mL
I59356	FA59920-15ms,5x	5x	2	w	11	8260	12PII, 35SP, 107PII	1	N		✓ 12.5uL-->40mL, 10mL-->50mL
I59357	FA59920-15ms,5x	5x	2	w	12	8260	35SP, 107PII	1	N		✓ 12.5uL-->40mL, 10mL-->50mL
I59358	FA59920-20,2x	2x	2	w	13	8260		1	N		✓ 25mL-->50mL, E!combine
I59359	FA60039-1	1x	2	w	14	8260		1	N	**1x**	✓
I59360	FA60039-2	1x	2	w	15	8260		1	N	**1x**	✓ ND
I59361	FA60039-3	1x	2	w	16	8260		1	N	**1x**	✓ ND
I59362	FA60039-4	1x	2	w	17	8260		1	N	**1x**	✓
I59363	FA60039-6	1x	2	w	18	8260		1	N	**1x**	✓
I59364	FA60039-7	1x	2	w	19	8260		1	N	**1x**	✓
I59365	FA60044-3	1x	2	w	20	8260		1	N	**1x**	✓
I59366	FA60044-4	1x	2	w	21	8260		1	N	**1x**	✓
I59367	FA60044-5	1x	2	w	22	8260		1	N	**1x**	✓
I59368	FA60044-6	1x	2	w	23	8260		1	N	**1x**	✓
I59369	FA59920-18	1x	2	w	24	8260		1	N		✓
I59370	ECC1803-6	N/A	N/A	w	25	8260	35SP, 107PII	N/A	N/A		✓ Passed 20uL-->50mL

* For NELAC purposes, Method 8260 includes analytes by SOP MS005 Matrix: Designate "W" for Water "S" for soil, "O" for Oil, "Liq" for Non-aqueous Liquid, and "TCLP" or "SPLP" for Leachate.

Manual Integration Rational SOP QA029: **MP** Missed Peak, **OP** Overlapping Peak, **SP** Split Peak, **PDB** Poorly Defined Baseline, **BR** Baseline Ripple, **PII** Poor Instrument

Analyst's Signature:

SGS -ORLANDO

MSVOA14-Y-ANALYSIS LOG

DATE: 11/08/18	METHODS:* 8260	**BFB:** v24353	**PH LOT:** 1 to 12 pH lot #: 200814
COLUMN TYPE: RTX-VMS	**METHOD FILE:** y-nov0818w.m	**ICAL/CC:** v24342a,v24332, v24389,v24375	0 to 3 pH lot#: 220416
DETECTOR: 5973 MSD	**CALIB. DATE:** 11/08/18	v24387,v24365	**KI PAPER LOT:** 102916
INSTRUMENT: MSVOA14-Y	**EM VOLTAGE: 1729v**	**ISTD/SURR: V24353**	**AFA:**
PURGE PRESSURE: 9.0 psi	**BFB RESPONSE:** 2634844	ICV/QC: v24343a, v24333, v24390, v24376	**SAMPLE ID VERIFIED BY:**
PURGE VOLUME: 5 mL		v24388,v24391,v24321a	stutip
ANALYST: stutip	**RUN ID:** VY1510		**DATE VERIFIED:** 11/09/18

Data File	Sample ID	DIL.	VIAL #	MATRIX	ALS POS.	SAMPLE METHOD	MANUALLY INTEGRATED PEAKS RATIONAL, PEAK #	PH	CL ?	RR	COMMENTS
Y38006	blank	-	-	w	2	8260		-	-	-	ok
Y38007	blk	-	-	w	1	8260		-	-	-	
Y38008	ic1510-1/bfb	-	-	w	1	8260	mp-96,111	-	-	-	0.5uL to 50 mL pass autofind
Y38009	ic1510-2	-	-	w	2	8260	pii-106	-	-	-	2.5uL to 50 mL
Y38010	ic1510-3	-	-	w	3	8260		-	-	-	5uL to 50 mL
Y38011	ic1510-4	-	-	w	4	8260		-	-	-	12.5uL to 50 mL
Y38012	icc1510-5	-	-	w	5	8260	pii-106	-	-	-	20uL to 50 mL
Y38013	ic1510-6	-	-	w	6	8260	pii-106	-	-	-	35uL to 50 mL
Y38014	ic1510-7	-	-	w	7	8260		-	-	-	50uL to 50 mL
Y38015	mb	-	-	w	8	8260		-	-	-	ok
Y38016	icv1510-5	-	-	w	9	8260		-	-	-	25uL to 50 mL

* For NELAC purposes, Method 8260 includes analytes by SOP MS005. Matrix: Designate "W" for Water "S" for Soil, "O" for Oil, "Liq" for Non-aqueous Liquid, and "TCLP" or "SPLP" for Leachate.

Manual Integration Rationale SOP QA029: **MP** Missed Peak, **OP** Overlapping Peak, **SP** Split Peak, **PDB** Poorly Defined Baseline, **BR** Baseline Ripple, PII Poor Instrument Integration.

Analyst's Signature: _____

SGS ORLANDO MSVOA14-Y-ANALYSIS LOG

DATE: 12/18/18	METHODS:* 8260	**BFB:** v24490A	**PH LOT:** 1 to 12 pH lot #: 200814
COLUMN TYPE: RTX-VMS	**METHOD FILE:** y-nov0818w.m	**ICAL/CC:**	0 to 3 pH lot#: 220416
DETECTOR: 5973 MSD	**CALIB. DATE:** 11/08/18	v24522,v24521,v24540,v24539,v24541,v24531	**KI PAPER LOT:** 102916
INSTRUMENT: MSVOA14-Y	**EM VOLTAGE: 1729v**	**ISTD/SURR: V24490A**	**AFA:** NA
PURGE PRESSURE: 9.0 psi	BFB RESPONSE: 409038	**ICV/QC:**	**SAMPLE ID VERIFIED BY:**
PURGE VOLUME: 5 mL		v24547,v24549,v24545,v24546,v24542,v24532	EileenG
ANALYST: eileeng	**RUN ID:** VY1551		**Date:** 12/19/18

Data File	Sample ID	DIL.	VIAL #	MATRIX	ALS POS.	SAMPLE METHOD	MANUALLY INTEGRATED PEAKS RATIONAL, PEAK #	PH	CL ?	RR	COMMENTS
Y39050	mb	-	-	w	30	8260		-	-	-	
Y39051	bfb	-	-	w	30	8260		-	-	-	Pass Autofind
Y39052	cc1510-5	-	-	w	31	8260		-	-	-	20µL / 50ml
Y39053	bs	-	-	w	32	8260		-	-	-	12.5µL / vial
Y39054	mb	-	-	w	33	8260		-	-	-	
Y39055	mb	-	-	w	33	8260		-	-	-	Hexachlorobutadiene present
Y39056	FA60117-7	1	1	w	34	8260		1	N		VMS-UNPR
Y39057	FA60039-8,25x	25	3	w	35	8260		1	N	50x	2ml/50ml; **cis12DCE↑**
Y39058	FA59921-8	1	5	w	36	8260		1	N		
Y39059	FA59921-9	1	5	w	37	8260		1	N		
Y39060	FA59921-10	1	2	w	38	8260		1	N		
Y39061	FA59921-11	1	5	w	39	8260		1	N	5x	1,1DCE↑
Y39062	FA60114-1	1	2	w	40	8260		1	N		
Y39063	FA60114-2	1	2	w	41	8260		1	N		
Y39064	FA60114-3	1	2	w	42	8260		1	N		
Y39065	FA60114-4	1	2	w	43	8260		1	N		
Y39066	FA60039-8ms,25x	25	3	w	44	8260		1	N		2ml/50ml 12.5µL / vial
Y39067	FA60039-8msd,25x	25	3	w	44	8260		1	N		2ml/50ml 12.5µL / vial
Y39068	FA60114-5	1	2	w	45	8260		1	N	5x	Napthalene↑
Y39069	FA60114-6	1	2	w	46	8260		1	N	1x	co
Y39070	FA60117-1,200x	200	1	w	47	8260		1	N	50x	250µl/50ml Need lower dilution
Y39071	FA60117-2,10x	10	1	w	48	8260		1	N		5ml/50ml
Y39072	FA60117-3,10x	10	1	w	49	8260		1	N		5ml/50ml
Y39073	FA60117-4,10x	10	1	w	50	8260		1	N		5ml/50ml
Y39074	FA60117-5,10x	10	1	w	51	8260		1	N		5ml/50ml

* For NELAC purposes, Method 8260 includes analytes by SOP MS005. Matrix: Designate "W" for Water "S" for Soil, "O" for Oil, "Liq" for Non-aqueous Liquid, and "TCLP" or "SPLP" for Leachate.

Manual Integration Rationale SOP QA029: **MP** Missed Peak, **OP** Overlapping Peak, **SP** Split Peak, **PDB** Poorly Defined Baseline, **BR** Baseline Ripple, PII Poor Instrument Integration.

Analyst's Signature: _____

SGS -ORLANDO

MSVOA14-Y-ANALYSIS LOG

DATE: 12/19/18	METHODS:* 8260	**BFB:** v24490A	**PH LOT:** 1 to 12 pH lot #: 200814
COLUMN TYPE: RTX-VMS	**METHOD FILE:** y-nov0818w.m	**ICAL/CC:**	0 to 3 pH lot#: 220416
DETECTOR: 5973 MSD	**CALIB. DATE:** 11/08/18	v24522,v24521,v24540,v24539,v24541,v24531	**KI PAPER LOT:** 102916
INSTRUMENT: MSVOA14-Y	**EM VOLTAGE: 1729v**	**ISTD/SURR: V24490A**	**AFA:** NA
PURGE PRESSURE: 9.0 psi	BFB RESPONSE: 3024517	**ICV/QC:**	**SAMPLE ID VERIFIED BY:**
PURGE VOLUME: 5 mL		v24547,v24549,v24545,v24546,v24542,v24532	EileenG
ANALYST:eileeng	**RUN ID:** **VY1552**		**Date:** 12/20/18

Data File	Sample ID	DIL.	VIAL #	MATRIX	ALS POS.	SAMPLE METHOD	MANUALLY INTEGRATED PEAKS RATIONAL, PEAK #	PH	CL ?	RR	COMMENTS
Y39102	Ecc1510-5	-	-	w	24			-	-	-	20µL / 50ml

* For NELAC purposes, Method 8260 includes analytes by SOP MS005. Matrix: Designate "W" for Water "S" for Soil, "O" for Oil, "Liq" for Non-aqueous Liquid, and "TCLP" or "SPLP" for Leachate.

Manual Integration Rationale SOP QA029: **MP** Missed Peak, **OP** Overlapping Peak, **SP** Split Peak, **PDB** Poorly Defined Baseline, **BR** Baseline Ripple, **PII** Poor Instrument Integration.

Analyst's Signature: [signature]

7.7.14 7

National Aeronautics and
Space Administration

PERMISSION TO PUBLISH

SGS North America Inc. (“SGS”) grants NASA and the U.S. Government permission to reproduce, publish, and distribute Resource Conservation and Recovery Act (RCRA) Program Documents, submitted in 2018 or beyond, hereinafter referred to as “the Work,” in any form, language, or manner, now or hereafter known or developed, throughout the world, and to authorize others to do so on its behalf; provided, however, that (i) any intellectual property identification and copyright protection marks of SGS shall not be removed from the Work, and (ii) the Work may only be published in a complete form that includes details and the date of issue.

SGS certifies that the Work does not infringe any existing copyright, proprietary right, or other right of a third party; and all clearance permissions, if necessary, to use materials of third parties have been obtained.

Caitlin Brice, M.S. — Signature

12/27/18 — Date

SGS Legal Reviewed CM

Company Name: SGS North America Inc.
Company Representative Name: Caitlin Brice
Company Representative Title: General Manager
Company Address: 4405 Vineland Rd., Ste C15, Orlando, FL 32811
Company Representative Phone: 407-425-6700
Company Representative E-Mail: caitlin.brice@sgs.com

APPENDIX G

RIS COMPLETION TICKETS

(PROVIDED IN ELECTRONIC VERSION ONLY)

data checker

Completion Ticket

On 9/12/2008 at 2:44 PM the following files were submitted to TtNUS

Completion_GSTTI_LC34_20080912.txt

Lithology_GSTTI_LC34_20080912.txt

Location_GSTTI_LC34_20080912.txt

Project_GSTTI_LC34_20080912.txt

Result_GSTTI_LC34_20080912.txt

Sample_GSTTI_LC34_20080912.txt

Water_GSTTI_LC34_20080912.txt

If you need to identify this session at a later date you may use the Ticket Key:

Repository2008912_12025520_kedd_GSTTI

You may print this page by clicking on the "Print This Page" button

Thank you for using the Data Checker, to upload more files click the "Upload Files" link in the menu.

Print this Page

data checker

Completion Ticket

On 10/27/2008 at 4:06 PM the following files were submitted to TtNUS

Completion_GSTTI_LC34_20081027.txt

Lithology_GSTTI_LC34_20081027.txt

Location_GSTTI_LC34_20081027.txt

Project_GSTTI_LC34_20081027.txt

Result_GSTTI_LC34_20081027.txt

Sample_GSTTI_LC34_20081027.txt

Water_GSTTI_LC34_20081027.txt

If you need to identify this session at a later date you may use the Ticket Key:

Repository20081027_50449_kedd_GSTTI

You may print this page by clicking on the "Print This Page" button

Thank you for using the Data Checker, to upload more files click the "Upload Files" link in the menu.

Print this Page

data checker

Completion Ticket

On 12/12/2008 at 3:04 PM the following files were submitted to TtNUS

Completion_GSTTI_LC34_20081212.txt

Lithology_GSTTI_LC34_20081212.txt

Location_GSTTI_LC34_20081212.txt

Project_GSTTI_LC34_20081212.txt

Result_GSTTI_LC34_20081212.txt

Sample_GSTTI_LC34_20081212.txt

Water_GSTTI_LC34_20081212.txt

If you need to identify this session at a later date you may use the Ticket Key:

Repository20081212_1636_kedd_GSTTI

You may print this page by clicking on the "Print This Page" button

Thank you for using the Data Checker, to upload more files click the "Upload Files" link in the menu.

Print this Page

data checker

Completion Ticket

On 4/14/2009 at 10:21 AM the following files were submitted to TtNUS

Completion_GSTTI_LC34_20090414.txt

Lithology_GSTTI_LC34_20090414.txt

Location_GSTTI_LC34_20090414.txt

Project_GSTTI_LC34_20090414.txt

Result_GSTTI_LC34_20090414.txt

Sample_GSTTI_LC34_20090414.txt

Water_GSTTI_LC34_20090414.txt

If you need to identify this session at a later date you may use the Ticket Key:

Repository2009414_18810_kedd_GSTTI

You may print this page by clicking on the "Print This Page" button

Thank you for using the Data Checker, to upload more files click the "Upload Files" link in the menu.

Print this Page

data checker

Completion Ticket

On 11/6/2009 at 8:53 AM the following files were submitted to TtNUS

Completion_GSTTI_LC34_20091106.txt

Lithology_GSTTI_LC34_20091106.txt

Location_GSTTI_LC34_20091106.txt

Project_GSTTI_LC34_20091106.txt

Result_GSTTI_LC34_20091106.txt

Sample_GSTTI_LC34_20091106.txt

Water_GSTTI_LC34_20091106.txt

If you need to identify this session at a later date you may use the Ticket Key:

Repository2009116_181235_kedd_GSTTI

You may print this page by clicking on the "Print This Page" button

Thank you for using the Data Checker, to upload more files click the "Upload Files" link in the menu.

Print this Page

data checker

Completion Ticket

On 3/25/2010 at 4:10 PM the following files were submitted to TtNUS

Completion_GSTTI_LC34_20100325.txt

Lithology_GSTTI_LC34_20100325.txt

Location_GSTTI_LC34_20100325.txt

Project_GSTTI_LC34_20100325.txt

Result_GSTTI_LC34_20100325.txt

Sample_GSTXX_SITE_YYYYMMDD.txt

Water_GSTTI_LC34_20100325.txt

If you need to identify this session at a later date you may use the Ticket Key:

Repository2010325_16340_kedd_GSTTI

You may print this page by clicking on the "Print This Page" button

Thank you for using the Data Checker, to upload more files click the "Upload Files" link in the menu.

Print this Page

data checker

Completion Ticket

On 7/28/2010 at 10:51 AM the following files were submitted to TtNUS

Completion_GSTTI_LC34_20100728.txt

Lithology_GSTTI_LC34_20100728.txt

Location_GSTTI_LC34_20100728.txt

Project_GSTTI_LC34_20100728.txt

Result_GSTTI_LC34_20100728.txt

Sample_GSTTI_LC34_20100728.txt

Water_GSTTI_LC34_20100728.txt

The following comment was provided with this submission:
July 2010 DPT Sampling

If you need to identify this session at a later date you may use the Ticket Key:

Repository2010728_1545_kedd_GSTTI

You may print this page by clicking on the "Print This Page" button

Thank you for using the Data Checker, to upload more files click the "Upload Files" link in the menu.

Print this Page

data checker

Completion Ticket

On 1/18/2011 at 9:48 AM the following files were submitted to TtNUS

Completion_GSTTI_LC34_20110118.txt

Lithology_GSTTI_LC34_20110118.txt

Location_GSTTI_LC34_20110118.txt

Project_GSTTI_LC34_20110118.txt

Result_GSTTI_LC34_20110118.txt

Sample_GSTTI_LC34_20110118.txt

Water_GSTTI_LC34_20110118.txt

The following comment was provided with this submission:
DEC2010 DPT Event

If you need to identify this session at a later date you may use the Ticket Key:

Repository2011118_1020316_kedd_GSTTI

You may print this page by clicking on the "Print This Page" button

Thank you for using the Data Checker, to upload more files click the "Upload Files" link in the menu.

Print this Page

data checker

Completion Ticket

On 5/19/2011 at 1:47 PM the following files were submitted to TtNUS

Completion_GSTTI_LC34_20110519.txt

Lithology_GSTTI_LC34_20110519.txt

Location_GSTTI_LC34_20110519.txt

Project_GSTTI_LC34_20110519.txt

Result_GSTTI_LC34_20110519.txt

Sample_GSTTI_LC34_20110519.txt

Water_GSTTI_LC34_20110519.txt

The following comment was provided with this submission:
January 2009 DPT Data

If you need to identify this session at a later date you may use the Ticket Key:

Repository2011519_16444_kedd_GSTTI

You may print this page by clicking on the "Print This Page" button

Thank you for using the Data Checker, to upload more files click the "Upload Files" link in the menu.

Print this Page

data checker

Completion Ticket

On 6/17/2011 at 12:39 PM the following files were submitted to TtNUS

Completion_GSTTI_LC34_20110617.txt

Lithology_GSTTI_LC34_20110617.txt

Location_GSTTI_LC34_20110617.txt

Project_GSTTI_LC34_20110617.txt

Result_GSTTI_LC34_20110617.txt

sample_GSTTI_LC34_20110617.txt

Water_GSTTI_LC34_20110617.txt

The following comment was provided with this submission:
JUNE 2011 DPT Sampling

If you need to identify this session at a later date you may use the Ticket Key:

Repository2011617_16339_kedd_GSTTI

You may print this page by clicking on the "Print This Page" button

Thank you for using the Data Checker, to upload more files click the "Upload Files" link in the menu.

Print this Page

data checker

Completion Ticket

On 10/14/2011 at 1:18 PM the following files were submitted to TtNUS

Completion_GSTTI_LC34_20111014.txt

Lithology_GSTTI_LC34_20111014.txt

Location_GSTTI_LC34_20111014.txt

Project_GSTTI_LC34_20111014.txt

Result_GSTTI_LC34_20111014.txt

Sample_GSTTI_LC34_20111014.txt

Water_GSTTI_LC34_20111014.txt

The following comment was provided with this submission:
September 2011 DPT Event ESB and Deluge Basin areas

If you need to identify this session at a later date you may use the Ticket Key:

Repository20111014_1689911_kedd_GSTTI

You may print this page by clicking on the "Print This Page" button

Thank you for using the Data Checker, to upload more files click the "Upload Files" link in the menu.

Print this Page

APPENDIX H

MIP/CPT PROFILES (2008) AND DPT RESULTS (2008-2011)

(PROVIDED IN ELECTRONIC VERSION ONLY)

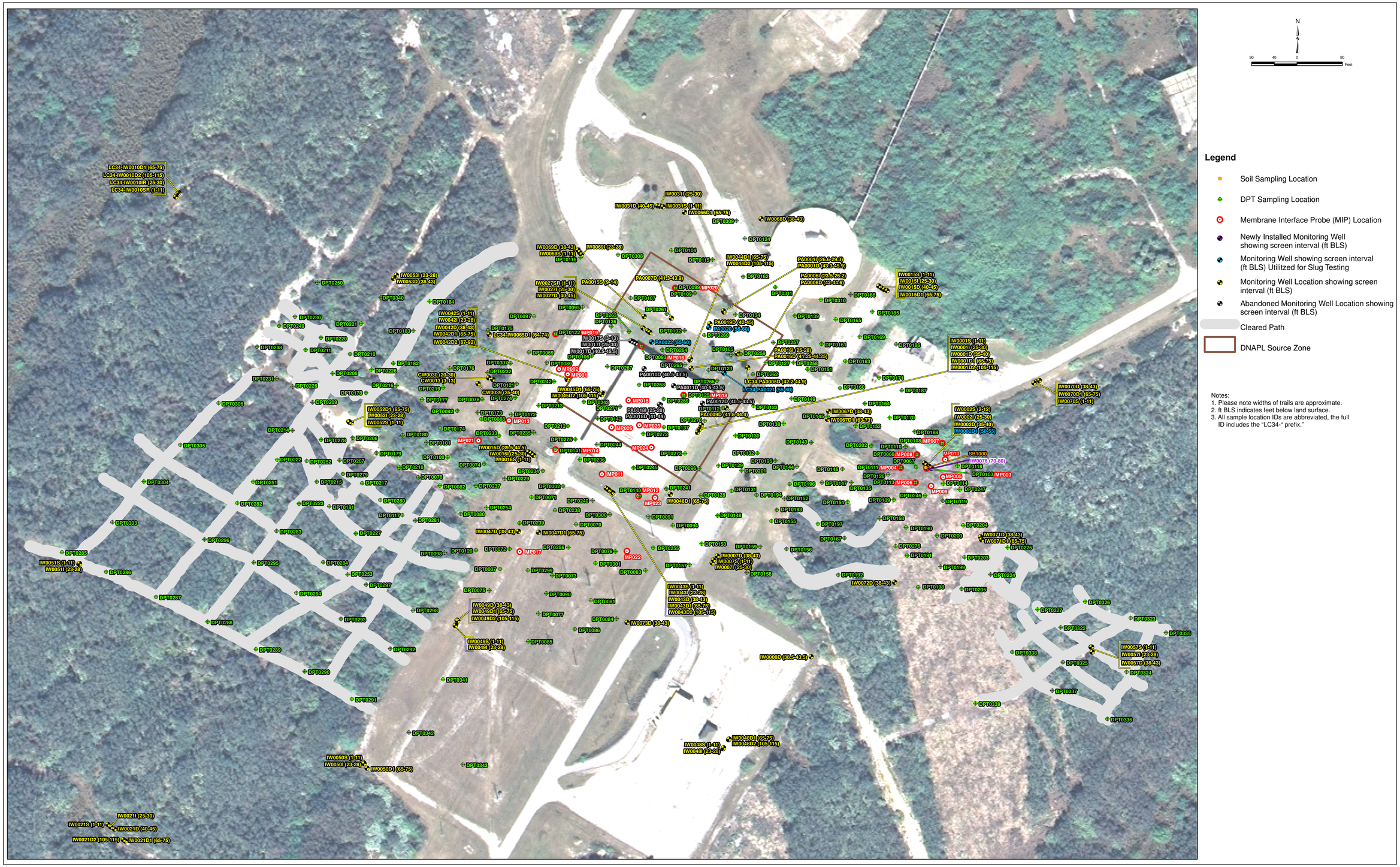
N
80 40 0 80
Feet
Legend
Soil Sampling Location
DPT Sampling Location
Membrane Interface Probe (MIP) Location
Newly Installed Monitoring Well showing screen interval (ft BLS)
Monitoring Well showing screen interval (ft BLS) Utilitzed for Slug Testing
Monitoring Well Location showing screen interval (ft BLS)
Abandoned Monitoring Well Location showing screen interval (ft BLS)
Cleared Path
DNAPL Source Zone
Notes:
1. Please note widths of trails are approximate.
2. ft BLS indicates feet below land surface.
3. All sample location IDs are abbreviated, the full ID includes the "LC34-" prefix."



Legend

- DPT Sampling Location
- Monitoring Well Location showing screen interval (ft BLS)

Note:
1. ft BLS indicates feet below land surface.

Sampling Locations Deluge Basin Area

DPT RESULTS (2008-2011)

DPT Groundwater Sampling Results
Launch Complex 34, SWMU CC054

Location	Sample Interval	Sample Date	Concentration (µg/L)				
			Trichloroethene	cis-1,2-Dichloroethene	trans-1,2-Dichloroethene	1,1-Dichloroethene	Vinyl Chloride
		FDEP GCTL	3	70	100	7	1
		FDEP NADC	300	700	1,000	70	100
LC34-DPT0067	30 to 34	06/26/2008	25,000	8,200	1,050 U,I	750 U,I	1,200 I
	41 to 45		15,000	4,100 I	2,100 U,I	1,500 U,I	1,600 U,I
	56 to 60	06/27/2008	2,500	200 U	200 U	200 U	200 U
LC34-DPT0068	12 to 16	06/30/2008	65	1,100	50 U	50 U	140
	30 to 34		200 U	9,500	200 U	200 U	4,500
	41 to 45		4,200	15,000	400 U	400 U	400 U
	56 to 60		2.0 U	12	2.0 U	2.0 U	3.0
LC34-DPT0069	6 to 10	9/15/2011	1.0 U	66	4.7	1.0 U	130
	11 to 15		3.0 U,I	410	15	10 U	310
	16 to 20	06/30/2008	4,400	88,200	1,800	1,000 U	81,000
	60 to 64		5.0 U	27	5.0 U	5.0 U	44
	70 to 74	07/02/2008	5.0 U	44	5.0 U	5.0 U	5.0
	76 to 80		2.0 U	25	2.0 U	2.0 U	2.0 U
LC34-DPT0070	6 to 10	07/07/2008	1.0 U	1.0 U	1.0 U	1.0 U	1.0 U
	16 to 20		40 U	3,300	49	40 U	40 U
	23 to 27		400 U	23,000	400 U	400 U	42,000
	38 to 42		1.0 U	1.0 U	1.0 U	1.0 U	1.0 U
	56 to 60		5,900	4,400	400 U	400 U	400 U
	62 to 66		144,000	24,800	1,000 U	1,000 U	1,000 U
	76 to 80		6,100	1,000	1,000 U	1,000 U	1,000 U
LC34-DPT0071	6 to 10	07/07/2008	20 U	680	20 U	20 U	250
	16 to 20		28,100	79,100	1,200	1,000 U	1,000 U
	23 to 27		2,000	109,000	1,200	1,000 U	1,000 U
	38 to 42		3.0 U	7.0	3.0 U	3.0 U	3.0 U
	56 to 60		15,100	9,400	1,000 U	1,000 U	1,000 U
	62 to 66		206,000	3,200	1,000 U	1,000 U	1,000 U
	76 to 80		290	280	10 U	10 U	10 U
LC34-DPT0072	11 to 15	07/13/2010	5.0 U	230	3.2 I	5.0 U	19
	16 to 20	07/08/2008	7,400	50,300	2,000 U	2,000 U	2,000 U
	23 to 27		7,300	74,800	3,300 U	3,300 U	9,800
	36 to 40	07/13/2010	1.0 U	14	1.0 U	1.0 U	4.3
	56 to 60	07/08/2008	120	220	10 U	10 U	10 U
	62 to 66		77,900	25,800	3,300 U	3,300 U	3,300 U
	76 to 80		10	33	3.0 U	3.0 U	4.0
LC34-DPT0073	11 to 15	07/13/2010	1.0 U	1.0 U	1.0 U	1.0 U	1.0 U
	16 to 20	07/08/2008	40 U	1,600	40 U	40 U	40 U
	23 to 27		1,400	5,700	500 U	500 U	500 U
	36 to 40	07/13/2010	1.0 U	4.5	1.0 U	1.0 U	1.0 U
	56 to 60	07/08/2008	170	230	10 U	10 U	10 U
	62 to 66		96,200	23,300	3,300 U	3,300 U	9,600
	76 to 80		46	23	3.0 U	3.0 U	3.0 U
LC34-DPT0074	16 to 20	07/08/2008	18,300	54,500	2,200	2,000 U	2,000 U
	23 to 27		4,700	83,600	3,300 U	3,300 U	3,300 U
	62 to 66		45,100	16,000	3,300 U	3,300 U	3,300 U
	67 to 71		158,000	26,200	5,000 U	5,000 U	5,000 U
	76 to 80		75	68	5.0 U	5.0 U	5.0 U
LC34-DPT0075	16 to 20	07/08/2008	500 U	10,400	500 U	500 U	960
	23 to 27	07/09/2008	400 U	14,900	400 U	400 U	2,000
	56 to 60		1.0	1.0 U	1.0 U	1.0 U	1.0 U
	62 to 66		82	130	10 U	10 U	10 U
	67 to 71	07/24/2008	4,100	3,300	200 U	200 U	200 U
	76 to 80	07/09/2008	1.0 U	2.0	1.0 U	1.0 U	1.0
LC34-DPT0076	16 to 20	07/09/2008	8,200	79,600	5,000 U	5,000 U	5,000 U
	23 to 27		400 U	7,000	400 U	400 U	400 U
	62 to 66		1.0 U	32	1.0 U	1.0 U	2.0
	67 to 71		10 U	380	10 U	10 U	10 U
	76 to 80		10 U	150	10 U	10 U	10 U
LC34-DPT0077	16 to 20	07/09/2008	20 U	610	20 U	20 U	20 U
	23 to 27		400 U	12,400	400 U	400 U	400 U
	56 to 60		1.0 U	1.0	1.0 U	1.0 U	1.0 U
	62 to 66		840	1,200	40 U	40 U	40 U
	76 to 80		1.0 U	1.0 U	1.0 U	1.0 U	1.0
LC34-DPT0078	11 to 15	07/09/2010	240	6,000	210	100 U	1,100
	16 to 20	07/09/2008	15,300	113,000	2,000 U	2,000 U	14,300
	23 to 27		12,100	129,000	5,000 U	5,000 U	5,000 U
	36 to 40	07/09/2010	9.9	44	1.3	1.0 U	7.1
	62 to 66	07/09/2008	84	85	10 U	10 U	10 U
	67 to 71		420	340	40 U	40 U	40 U
	76 to 80		110	460	40 U	40 U	40 U

DPT Groundwater Sampling Results
Launch Complex 34, SWMU CC054

Location	Sample Interval	Sample Date	Concentration (µg/L)				
			Trichloroethene	cis-1,2-Dichloroethene	trans-1,2-Dichloroethene	1,1-Dichloroethene	Vinyl Chloride
		FDEP GCTL	3	70	100	7	1
		FDEP NADC	300	700	1,000	70	100
LC34-DPT0079	16 to 20	07/09/2008	10 U	120	10 U	10 U	10 U
	23 to 27		2,100	32,400	2,000 U	2,000 U	10,200
	56 to 60		510	450	20 U	20 U	20 U
	62 to 66		9,500	5,200	1,000 U	1,000 U	1,000 U
	71 to 75	07/10/2008	122,000	34,600	10,000 U	10,000 U	10,000 U
	76 to 80		1,200	780	100 U	100 U	100 U
LC34-DPT0080	11 to 15	07/12/2010	50 U	1,800	76	50 U	180
	16 to 20	07/10/2008	3,700	78,900	3,700	2,000 U	2,000 U
	23 to 27		2,500 U	42,200	2,500 U	2,500 U	2,500 U
	36 to 40	07/12/2010	1.0 U	22	1.0 U	1.0 U	13
	62 to 66	07/10/2008	1.0	12	1.0 U	1.0 U	1.0 U
	67 to 71		9,400	8,500	1,000 U	1,000 U	1,000 U
	76 to 80		2.0	35	1.0 U	1.0 U	1.0
LC34-DPT0081	16 to 20	07/10/2008	40 U	480	40 U	40 U	40 U
	23 to 27		670 U	22,400	670 U	670 U	670 U
	56 to 60		2.0	5.0	1.0 U	1.0 U	1.0 U
	63 to 67		8,200	1,800	500 U	500 U	500 U
	71 to 75		16,400	5,300	400 U	400 U	400 U
	76 to 80		790	290	40 U	40 U	40 U
LC34-DPT0082	16 to 20	07/10/2008	2,000 U	38,700	2,000 U	2,000 U	2,000 U
	23 to 27		670 U	20,400	670 U	670 U	670 U
	62 to 66		3.0 U	62	3.0 U	3.0 U	3.0 U
	67 to 71		1.0 U	1.0 U	1.0 U	1.0 U	1.0 U
	76 to 80		1.0 U	2.0	1.0 U	1.0 U	1.0 U
LC34-DPT0083	16 to 20	07/10/2008	3.0 U	110	3.0 U	3.0 U	3.0 U
	23 to 27		500 U	14,600	500 U	500 U	2,700
	56 to 60		1.0 U	1.0 U	1.0 U	1.0 U	1.0 U
	62 to 66		1.0 U	1.0	1.0 U	1.0 U	1.0 U
	71 to 75		1.0 U	1.0	1.0 U	1.0 U	1.0 U
	76 to 80	07/11/2008	1.0 U	1.0 U	1.0 U	1.0 U	1.0 U
LC34-DPT0084	16 to 20	07/11/2008	5.0 U	130	5.0 U	5.0 U	5.0 U
	23 to 27		200 U	12,600	200 U	200 U	200 U
	56 to 60		1.0 U	1.0 U	1.0 U	1.0 U	1.0 U
	62 to 66		1.0 U	1.0 U	1.0 U	1.0 U	1.0 U
	71 to 75		1.0 U	1.0 U	1.0 U	1.0 U	1.0 U
	76 to 80		1.0 U	1.0 U	1.0 U	1.0 U	1.0 U
LC34-DPT0085	16 to 20	07/11/2008	40 U	340	40 U	40 U	40 U
	23 to 27		200 U	4,400	200 U	200 U	200 U
	56 to 60		1.0 U	2.0	1.0 U	1.0 U	1.0 U
	62 to 66		1.0 U	1.0 U	1.0 U	1.0 U	1.0 U
	67 to 71	07/14/2008	3.0 U	41	3.0 U	3.0 U	3.0 U
	71 to 75	07/11/2008	3.0 U	19	3.0 U	3.0 U	3.0 U
	76 to 80		1.0 U	1.0 U	1.0 U	1.0 U	1.0 U
LC34-DPT0086	16 to 20	07/11/2008	40 U	1,100	40 U	40 U	40 U
	23 to 27		200 U	12,500	200 U	200 U	200 U
	56 to 60		1.0 U	2.0	1.0 U	1.0 U	1.0 U
	62 to 66		160	130	1.0 U	1.0 U	1.0 U
	71 to 75		270	160	10 U	10 U	10 U
	76 to 80		1.0 U	1.0	1.0 U	1.0 U	1.0 U
LC34-DPT0087	11 to 15	07/14/2010	5.0 U	220	2.8 I	5.0 U	16
	16 to 20	07/11/2008	1,700	10,200	1,000 U	1,000 U	1,000 U
	23 to 27		550	15,300	500 U	500 U	1,200
	36 to 40	07/14/2010	1.0 U	48	1.0 U	1.0 U	90
	62 to 66	07/11/2008	3,600	3,800	200 U	200 U	200 U
	67 to 71		37,000	18,100	200 U	200 U	200 U
	76 to 80		19	32	2.0 U	2.0 U	2.0 U
LC34-DPT0088	11 to 15	07/13/2010	50 U	2,300	87	50 U	390
	16 to 20	07/14/2008	26,800	152,000	3,300	2,000 U	15,900
	23 to 27		37,200	132,000	3,300 U	3,300 U	3,300 U
	36 to 40	07/13/2010	3.5	24	1.0 U	1.0 U	1.0 U
	62 to 66	07/14/2008	2,500	1,600	40 U	40 U	40 U
	67 to 71		28,200	11,600	200 U	200 U	200 U
	76 to 80		8.0	14	1.0 U	1.0 U	1.0 U
LC34-DPT0089	16 to 20	07/14/2008	2,000	126,000	2,700	1,000 U	23,800
	23 to 27		100 U	2,900	100 U	100 U	7,600
	62 to 66		6,500	2,600	400 U	400 U	400 U
	67 to 71		125,000	27,500	3,300 U	3,300 U	3,300 U
	71 to 75		141,000	18,800	3,300 U	3,300 U	3,300 U
	76 to 80		53	58	3.0 U	3.0 U	3.0 U

DPT Groundwater Sampling Results
Launch Complex 34, SWMU CC054

Location	Sample Interval	Sample Date	Concentration (µg/L)				
			Trichloroethene	cis-1,2-Dichloroethene	trans-1,2-Dichloroethene	1,1-Dichloroethene	Vinyl Chloride
		FDEP GCTL	**3**	**70**	**100**	**7**	**1**
		FDEP NADC	**300**	**700**	**1,000**	**70**	**100**
LC34-DPT0090	16 to 20	07/15/2008	**20 U**	**1,400**	20 U	**20 U**	**20 U**
	23 to 27		**400 U**	**31,400**	**400 U**	**400 U**	**400 U**
	56 to 60		2.0	21	1.0 U	1.0 U	1.0 U
	62 to 66		**8,900**	**12,200**	**500 U**	**500 U**	**500 U**
	67 to 71		**97,600**	**27,900**	**10,000 U**	**10,000 U**	**10,000 U**
	76 to 80		**340**	**590**	21	**20 U**	**20 U**
LC34-DPT0091	16 to 20	07/14/2008	**10 U**	**1,300**	28	10 U	**46**
	23 to 27		**800**	**10,200**	**670 U**	**670 U**	**11,800**
	56 to 60		**25**	63	10 U	10 U	**10 U**
	62 to 66		**720**	**870**	40 U	**40 U**	**47**
	71 to 75		**1,600**	**1,400**	100 U	**100 U**	**100 U**
	76 to 80	07/15/2008	**2,800**	**2,400**	100 U	**100 U**	**100 U**
LC34-DPT0092	6 to 10	12/01/2008	5.0 U	**340**	8.0	5.0 U	**57**
	11 to 15	07/09/2010	**1,700**	**20,000**	**650**	**500 U**	**2,400**
	16 to 20	07/15/2008	**39,100**	**131,000**	**2,900**	**2,000 U**	**7,400**
	23 to 27		**2,100**	**24,900**	**1,000 U**	**1,000 U**	**1,000 U**
	36 to 40	07/09/2010	**4.2**	20	1.0 U	1.0 U	1.0 U
	62 to 66	07/15/2008	2.0	4.0	1.0 U	1.0 U	1.0 U
	67 to 71		3.0	5.0	1.0 U	1.0 U	1.0 U
	76 to 80		**16**	36	3.0 U	3.0 U	**7.0**
LC34-DPT0093	16 to 20	07/15/2008	**4,500**	**200 U**	200 U	**200 U**	**1,500**
	23 to 27		**459,000**	**146,000**	**10,000 U**	**10,000 U**	**10,000 U**
	51 to 55		**1,250,000**	**80,800**	**50,000 U**	**50,000 U**	**50,000 U**
	58 to 62		**578,000**	**94,200**	**50,000 U**	**50,000 U**	**50,000 U**
	64 to 68		**666,000**	**33,000 U**	**33,000 U**	**33,000 U**	**33,000 U**
	71 to 75	07/16/2008	**1,510,000**	**50,000 U**	**50,000 U**	**50,000 U**	**50,000 U**
LC34-DPT0094	16 to 20	07/15/2008	**100 U**	**1,800**	100 U	**100 U**	**100 U**
	23 to 27		**200 U**	**7,800**	200 U	**200 U**	**11,000**
	56 to 60	07/16/2008	1.0 U	4.0	1.0 U	1.0 U	**14**
	62 to 66		1.0 U	6.0	1.0 U	1.0 U	**14**
	71 to 75		1.0 U	1.0 U	1.0 U	1.0 U	1.0 U
	76 to 80		1.0 U	1.0 U	1.0 U	1.0 U	1.0 U
LC34-DPT0095	16 to 20	07/16/2008	**200 U**	**4,500**	200 U	**200 U**	**4,800**
	23 to 27		**100 U**	**7,200**	**150**	**100 U**	**24,700**
	62 to 66		**21**	4.0	3.0 U	3.0 U	**3.0 U**
	67 to 71		2.0	1.0 U	1.0 U	1.0 U	**2.0**
	71 to 75		1.0 U	6.0	1.0 U	1.0 U	**20**
	76 to 80		**48**	45	3.0 U	3.0 U	**130**
LC34-DPT0096	16 to 20	07/16/2008	**7,700**	**37,700**	**3,300 U**	**3,300 U**	**3,300 U**
	23 to 27		**182,000**	**352,000**	**5,000 U**	**5,000 U**	**5,000 U**
	56 to 60		**46**	40	3.0 U	3.0 U	**3.0 U**
	62 to 66		**82**	**170**	3.0 U	3.0 U	**3.0 U**
	67 to 71		**22**	**84**	3.0 U	3.0 U	**3.0 U**
	71 to 75		**6.0**	7.0	1.0 U	1.0 U	1.0 U
	76 to 80		**93**	**400**	5.0 U	5.0 U	**5.0 U**
LC34-DPT0097	6 to 10	9/15/2011	2.0 U	4.2	2.0 U	2.0 U	1.0 I
	11 to 15		2.0 U	13	2.0 U	2.0 U	**18**
	16 to 20	07/16/2008	**200 U**	**23,100**	200 U	**200 U**	**39,700**
	23 to 27		**400 U**	**52,100**	**400 U**	**400 U**	**12,000**
	62 to 66		**18**	23	1.0 U	1.0 U	**42**
	67 to 71	07/17/2008	**20 U**	**920**	20 U	**20 U**	**2,200**
	71 to 75		**110**	26	1.0 U	1.0 U	**8.0**
	76 to 80		1.0 U	1.0 U	1.0 U	1.0 U	**2.0**
LC34-DPT0098	11 to 15	07/13/2010	**200 U**	**9,000**	**310**	**200 U**	**290**
	16 to 20	07/17/2008	**500 U**	**32,200**	**500 U**	**500 U**	**500 U**
	23 to 27		**1,000 U**	**179,000**	**1,000 U**	**1,000 U**	**1,000 U**
	36 to 40	07/13/2010	1.0 U	17	1.0 U	1.0 U	1.0 U
	62 to 66	07/17/2008	3.0 U	38	3.0 U	3.0 U	**3.0 U**
	67 to 71		2.0	25	1.0 U	1.0 U	1.0 U
	76 to 80		3.0 U	59	3.0 U	3.0 U	**3.0 U**
LC34-DPT0099	16 to 20	07/17/2008	**200 U**	**16,900**	**910**	**200 U**	**34,200**
	23 to 27	07/18/2008	**2,000 U**	**60,900**	**2,000 U**	**2,000 U**	**35,300**
	62 to 66		**3,500**	**1,300**	100 U	**100 U**	**100 U**
	67 to 71		**38,400**	**10,600**	**1,000 U**	**1,000 U**	**1,000 U**
	71 to 75		**39,300**	**14,300**	**3,300 U**	**3,300 U**	**3,300 U**
	76 to 80		**2,900**	**2,800**	100 U	**100 U**	**100 U**
LC34-DPT0100	16 to 20	07/17/2008	**2,500 U**	**52,800**	**2,500 U**	**2,500 U**	**3,500**
	23 to 27		**2,000 U**	**55,400**	**2,000 U**	**2,000 U**	**2,000 U**
	62 to 66		1.0 U	44	1.0 U	1.0 U	**2.0**
	67 to 71		1.0	26	1.0 U	1.0 U	**3.0**
	76 to 80		1.0 U	**400**	3.0	1.0 U	**10**

DPT Groundwater Sampling Results
Launch Complex 34, SWMU CC054

Location	Sample Interval	Sample Date	Concentration (µg/L)				
			Trichloroethene	cis-1,2-Dichloroethene	trans-1,2-Dichloroethene	1,1-Dichloroethene	Vinyl Chloride
		FDEP GCTL	3	70	100	7	1
		FDEP NADC	300	700	1,000	70	100
LC34-DPT0101	16 to 20	07/18/2008	8,600	50,700	1,000 U	1,000 U	1,800
	23 to 27		12,200	74,700	1,700	1,000 U	1,000 U
	62 to 66		8.0	72	5.0 U	5.0 U	5.0 U
	67 to 71		12	360	3.0 U	3.0 U	3.0 U
	76 to 80		23	490	5.0 U	5.0 U	5.0 U
LC34-DPT0102	16 to 20	07/18/2008	136,000	92,400	3,300 U	3,300 U	3,300 U
	23 to 27		28,600	348,000	5,000 U	5,000 U	5,000 U
	62 to 66		22,200	13,700	5,000 U	5,000 U	5,000 U
	67 to 71		4,900	1,700	400 U	400 U	500
	71 to 75		60,500	11,400	1,000 U	1,000 U	1,000 U
	76 to 80		52,900	8,100	1,000 U	1,000 U	1,000 U
LC34-DPT0103	12 to 16	07/18/2008	40 U	3,300	97	40 U	410
	20 to 24		200	26,900	720	100 U	710
	25 to 29		3,300	44,200	1,000 U	1,000 U	2,000
	30 to 34		42,000	25,900	2,000 U	2,000 U	2,400
	41 to 45		141,000	87,300	10,000 U	10,000 U	10,000 U
	56 to 60		39,100	10,000 U	10,000 U	10,000 U	10,000 U
	61 to 65		43	53	2.0 U	2.0 U	2.0 U
LC34-DPT0104	16 to 20	07/21/2008	500 U	33,000	500 U	500 U	14,600
	23 to 27		3,300 U	68,900	3,300 U	3,300 U	3,300 U
	62 to 66		1.0 U	7.0	1.0 U	1.0 U	1.0 U
	67 to 71	07/22/2008	3.0 U	140	3.0 U	3.0 U	25
	71 to 75	07/21/2008	2.0 U	20	2.0 U	2.0 U	2.0 U
	76 to 80		2.0 U	110	2.0 U	2.0 U	8.0
LC34-DPT0105	16 to 20	07/21/2008	10 U	680	46	10 U	320
	23 to 27		5,000 U	212,000	7,800	5,000 U	14,900
	62 to 66		20 U	180	20 U	20 U	20 U
	67 to 71		42	570	40 U	40 U	84
	71 to 75		8.0	82	5.0 U	5.0 U	36
	76 to 80		45	1,300	32	12	450
LC34-DPT0106	16 to 20	07/21/2008	40,500	159,000	5,000	1,000 U	11,300
	23 to 27		41,200	108,000	3,300 U	3,300 U	3,300 U
	62 to 66		138,000	49,100	2,000 U	2,000 U	2,000 U
	67 to 71		244,000	6,100	5,000 U	5,000 U	5,000 U
	71 to 75		455,000	13,800	10,000 U	10,000 U	10,000 U
	76 to 80		39,500	3,900	2,500 U	2,500 U	2,500 U
LC34-DPT0107	16 to 20	07/21/2008	400 U	13,300	400 U	400 U	10,800
	23 to 27		10,600	79,500	2,000 U	2,000 U	9,500
	62 to 66	07/22/2008	2,900	1,200	100 U	100 U	100 U
	67 to 71		16	162	5.0 U	5.0 U	5.0 U
	71 to 75		5.0 U	760	5.0 U	5.0 U	63
	76 to 80		6.0	33	3.0 U	3.0 U	3.0 U
LC34-DPT0108	12 to 16	07/22/2008	400 U	12,600	400 U	400 U	400 U
	25 to 29		40 U	2,200	150	40 U	2,200
	30 to 34		10 U	10 U	72	10 U	2,500 J
	41 to 45		1.0 U	1.0 U	1.0 U	1.0 U	1.0 U
	56 to 60		1.0 U	1.0 U	1.0 U	1.0 U	6.0
LC34-DPT0109	16 to 20	07/22/2008	100 U	9,000	200	100 U	540
	23 to 27		1,000 U	52,900	1,000 U	1,000 U	20,100
	62 to 66		1,300	730	50 U	50 U	50 U
	67 to 71		16,100	4,200	400 U	400 U	400 U
	71 to 75		43,000	8,300	1,000 U	1,000 U	1,000 U
	76 to 80		2,300	5,800	1,000 U	1,000 U	1,000 U
LC34-DPT0110	12 to 16	07/22/2008	40 U	1,300	40 U	40 U	40 U
	16 to 20	10/23/2008	200 U	5,000	220	200 U	790
	25 to 29	07/22/2008	100 U	47,700	430	100 U	5,900
	30 to 34		200 U	9,900	200 U	200 U	200 U
	41 to 45		1.0 U	7.0	1.0 U	1.0 U	1.0 U
	56 to 60		1.0 U	15	1.0 U	1.0 U	1.0 U
LC34-DPT0111	12 to 16	07/22/2008	200 U	5,100	200 U	200 U	540
	25 to 29		400 U	10,400	400 U	400 U	10,200
	30 to 34		10 U	280	10 U	10 U	1,700 J
	41 to 45		200	68	10 U	10 U	18
	56 to 60		2.0 U	4.0	2.0 U	2.0 U	2.0 U
	56 to 60	12/16/2010	5.2 U,I	790	14 I	9.0 U,I	84
LC34-DPT0112	16 to 20	07/23/2008	13,400	31,600	1,500	400 U	1,500
	23 to 27		66,700	353,000	5,000 U	5,000 U	5,000 U
	62 to 66		96	170	13 U	13 U	13 U
	67 to 71		20 U	1,800	20 U	20 U	20 U
	71 to 75		59	130	10 U	10 U	10 U
	76 to 80		7,500	64,800	1,000 U	1,000 U	1,000 U

DPT Groundwater Sampling Results
Launch Complex 34, SWMU CC054

Location	Sample Interval	Sample Date	Concentration (µg/L)				
			Trichloroethene	cis-1,2-Dichloroethene	trans-1,2-Dichloroethene	1,1-Dichloroethene	Vinyl Chloride
		FDEP GCTL	3	70	100	7	1
		FDEP NADC	300	700	1,000	70	100
LC34-DPT0113	12 to 16	07/23/2008	200 U	9,300	200 U	200 U	200 U
	16 to 20	12/04/2008	290 U	36,800	1,200	290 U	1,700
	25 to 29	07/23/2008	200 U	6,100	280	200 U	10,200
	30 to 34		10 U	360	10 U	10 U	66
	41 to 45		5.0 U	68	5.0 U	5.0 U	5.0 U
	56 to 60		2.0 U	5.0	2.0 U	2.0 U	2.0 U
LC34-DPT0114	12 to 16	07/23/2008	200 U	13,200	200 U	200 U	200 U
	25 to 29		400 U	8,800	400 U	400 U	16,900
	30 to 34		2,000 U	75,900	2,000 U	2,000 U	7,800
	41 to 45		250 U	14,000	250 U	250 U	250 U
	56 to 60		40 U	3,700	40 U	40 U	190
LC34-DPT0115	16 to 20	07/23/2008	10 U	880	190	10 U	2,300 J
	23 to 27		670 U	66,200	670 U	670 U	19,700
	62 to 66		8.0	21	2.0 U	2.0 U	31
	67 to 71		33	350	5.0 U	5.0 U	170
	71 to 75	07/24/2008	1,800	1,500	20 U	20 U	67
	76 to 80		10 U	320	10 U	10 U	83
LC34-DPT0116	16 to 20	07/23/2008	100 U	5,700	100 U	100 U	7,900
	23 to 27		10 U	270	80	10 U	4,900 J
	62 to 66	07/24/2008	1.0 U	1.0 U	1.0 U	1.0 U	1.0 U
	67 to 71		1.0 U	1.0 U	1.0 U	1.0 U	1.0 U
	71 to 75		1.0 U	1.0 U	1.0 U	1.0 U	1.0 U
	76 to 80		1.0 U	11	1.0 U	1.0 U	66
LC34-DPT0117	16 to 20	07/24/2008	500 U	60,100	1,500	500 U	500 U
	23 to 27		1,000 U	31,500	1,000 U	1,000 U	1,000 U
	62 to 66		2.0 U	180	2.0 U	2.0 U	2.0 U
	67 to 71		5.0 U	150	5.0 U	5.0 U	5.0 U
	76 to 80		20 U	950	20 U	20 U	20 U
LC34-DPT0118	12 to 16	07/24/2008	200 U	8,800	200 U	200 U	200 U
	25 to 29		100 U	3,900	100 U	100 U	190
	30 to 34		1.0 U	17	1.0 U	1.0 U	1.0 U
	41 to 45		1.0 U	1.0 U	1.0 U	1.0 U	1.0 U
	56 to 60		1.0 U	31	1.0 U	1.0 U	1.0 U
LC34-DPT0119	12 to 16	07/24/2008	400 U	14,300	400 U	400 U	400 U
	16 to 20	12/04/2008	290 U	25,700	870	290 U	1,300
	25 to 29	07/24/2008	10 U	110	90	10 U	1,100 J
	30 to 34		3.0 U	63	41	3.0 U	140
	41 to 45		3.0 U	18	3.0 U	3.0 U	3.0 U
	56 to 60		1.0 U	11	1.0 U	1.0 U	1.0 U
LC34-DPT0120	11 to 15	07/14/2010	5.0 U	330	5.2	5.0 U	36
	16 to 20	07/24/2008	1,000 U	23,200	1,000 U	1,000 U	1,000 U
	23 to 27		2,000 U	79,800	2,000 U	2,000 U	2,000 U
	36 to 40	07/14/2010	1.0 U	66	1.0 U	1.0 U	4.9
	62 to 66	07/24/2008	3,900	7,400	400 U	400 U	400 U
	67 to 71		14,000	8,600	500 U	500 U	500 U
LC34-DPT0121	16 to 20	07/25/2008	56,600	192,000	10,000 U	10,000 U	10,000 U
	23 to 27		2,000 U	83,700	2,000 U	2,000 U	8,700
	62 to 66		1,800	2,100	400 U	400 U	400 U
	67 to 71		6,000	2,800	200 U	200 U	200 U
	71 to 75		520	360	5.0 U	5.0 U	5.0 U
	76 to 80		690	19,200	200 U	200 U	200 U
LC34-DPT0122	6 to 10	9/15/2011	1.0 U	1.0 U	1.0 U	1.0 U	1.0 U
	11 to 15		1.0 U	9.8	5.8	1.0 U	210
	16 to 20	07/25/2008	500 U	35,700	930	500 U	26,000
	23 to 27		400 U	5,800	400 U	400 U	19,100
	62 to 66		100 U	750	100 U	100 U	580
	67 to 71		3.0 U	350	3.0 U	3.0 U	97
	71 to 75		5.0 U	49	5.0 U	5.0 U	6.0
LC34-DPT0123	16 to 20	07/25/2008	640	11,800	200 U	200 U	2,900
	23 to 27		1,800	13,800	500 U	500 U	4,300
	62 to 66		4,800	100 U	100 U	100 U	100 U
	67 to 71		1,400	67 U	67 U	67 U	67 U
	71 to 75		147,000	5,000 U	5,000 U	5,000 U	5,000 U
	76 to 80		33,600	2,000 U	2,000 U	2,000 U	2,000 U
LC34-DPT0124	71 to 75	07/25/2008	1.0 U	1.0 U	1.0 U	1.0 U	1.0 U
LC34-DPT0125	16 to 20	07/25/2008	2.0	26	64	1.0 U	49
	23 to 27		529,000	124,000	424,000	25,000 U	25,000 U
	36 to 40		6,350,000	10,000 U	10,000 U	10,000 U	10,000 U
	45 to 49		4,000,000	52,300	33,000 U	33,000 U	33,000 U
	62 to 66		63,800	18,500	3,300 U	3,300 U	3,300 U

DPT Groundwater Sampling Results
Launch Complex 34, SWMU CC054

Location	Sample Interval	Sample Date	Concentration (µg/L)				
			Trichloroethene	cis-1,2-Dichloroethene	trans-1,2-Dichloroethene	1,1-Dichloroethene	Vinyl Chloride
		FDEP GCTL	3	70	100	7	1
		FDEP NADC	300	700	1,000	70	100
LC34-DPT0126	16 to 20	12/04/2008	3,300	40,800	1,000 U	1,000 U	1,000 U
	25 to 29	07/25/2008	1,300	380	740	200 U	18,900
	41 to 45		80	41	5.0 U	5.0 U	5.0 U
	56 to 60	12/16/2010	1.0 U	60	2.1	1.0 U	15
LC34-DPT0127	16 to 20	08/15/2008	200,000	113,000	6,000	3,300 U	3,300 U
	23 to 27		359,000	214,000	10,000 U	10,000 U	10,000 U
LC34-DPT0128	16 to 20	08/15/2008	7,200	23,200	1,000 U	1,000 U	1,000 U
	23 to 27		29,200	191,000	6,500	1,000 U	1,000 U
LC34-DPT0129	16 to 20	08/15/2008	29,500	70,300	3,300	2,000 U	2,000 U
	23 to 27		226,000	230,000	5,100	3,300 U	3,300 U
LC34-DPT0130	16 to 20	08/15/2008	55,600	88,800	3,700	2,000 U	2,000 U
	23 to 27		198,000	232,000	6,400	3,300 U	3,300 U
LC34-DPT0131	6 to 10	07/16/2010	1.0 U	5.9	1.0 U	1.0 U	1.0 U
	11 to 15		5.0 U	280	8.0	5.0 U	35
	16 to 20	08/15/2008	16,200	41,900	2,300	2,000 U	2,000 U
	23 to 27		7,700	141,600	5,200	2,000 U	16,900
	36 to 40	07/16/2010	1.0 U	14	1.0 U	1.0 U	8.6
LC34-DPT0132	16 to 20	08/15/2008	23,400	72,200	3,500	3,300 U	3,300 U
	23 to 27		4,700	99,800	5,000	2,000 U	25,900
LC34-DPT0133	16 to 20	08/18/2008	33,800	85,200	3,800	2,000 U	3,200
	23 to 27		263,000	144,000	2,800	2,000 U	2,700
	62 to 66		45	28	2.0 U	2.0 U	2.0 U
	67 to 71		8.0	9.0	1.0 U	1.0 U	1.0 U
	71 to 75		8.0	9.0	1.0 U	1.0 U	1.0 U
	76 to 80		850	2,100	67 U	67 U	67 U
LC34-DPT0134	16 to 20	08/18/2008	21,100	44,900	2,500	1,000 U	1,100
	23 to 27		108,000	98,400	5,000 U	5,000 U	5,000 U
	62 to 66		21	29	2.0 U	2.0 U	2.0 U
	67 to 71		17	7.0	1.0 U	1.0 U	1.0 U
	71 to 75		480	1,600	40 U	40 U	52
LC34-DPT0135	16 to 20	10/23/2008	200 U	5,000	220	200 U	320
	21 to 25	08/18/2008	18,400	70,100	3,300 U	3,300 U	7,400
	41 to 45		6,100	2,600	400 U	400 U	400 U
	56 to 60	12/16/2010	1.0 U	6.7	1.0 U	1.0 U	1.0 U
LC34-DPT0136	16 to 20	08/18/2008	8,200	47,100	2,000 U	2,000 U	18,100
	23 to 27		3,100	62,900	1,000 U	1,000 U	21,200
LC34-DPT0137	16 to 20	08/27/2008	4,700	11,300	390	200 U	3,100
	23 to 27		1,010,000	64,900	10,000 U	10,000 U	10,000 U
	62 to 66		60,100	2,000 U	2,000 U	2,000 U	2,000 U
	67 to 71		404,000	10,600	10,000 U	10,000 U	10,000 U
	71 to 75		577,000	29,500	5,000 U	5,000 U	5,000 U
	76 to 80		115,000	6,900	2,000 U	2,000 U	2,000 U
LC34-DPT0138	16 to 20	08/27/2008	31,000	19,800	1,700	1,000 U	1,000 U
	23 to 27		26,000	47,800	4,000	2,000 U	3,200
	71 to 75		4,600	9,300	740	400 U	400 U
	76 to 80		1,300	4,900	400 U	400 U	400 U
LC34-DPT0139	11 to 15	07/08/2010	50 U	990	55	50 U	37 I
	16 to 20	08/28/2008	4,300	4,300	520	200 U	200 U
	23 to 27		58,400	36,600	2,900	1,000 U	1,200
	36 to 40	07/08/2010	5.2	8.0	1.0 U	1.0 U	1.7
	71 to 75	08/28/2008	220	170	10	10 U	10 U
	76 to 80		130	290	40 U	40 U	40 U
LC34-DPT0140	16 to 20	08/29/2008	67 U	840	67 U	67 U	67 U
	23 to 27		1,000	4,000	200 U	200 U	6,900
	62 to 66		2,700	430	100 U	100 U	100 U
	67 to 71		9,600	160	400 U	400 U	400 U
	71 to 75		31,500	4,800	1,000 U	1,000 U	1,000 U
	76 to 80		440	510	40 U	40 U	50
LC34-DPT0141	16 to 20	08/29/2008	50,000	36,900	1,800	1,000 U	1,000 U
	23 to 27		6,200	15,600	1,000 U	1,000 U	7,400
	62 to 66		165,000	8,800	2,000 U	2,000 U	2,000 U
	67 to 71		194,000	12,000	2,000 U	2,000 U	2,000 U
	71 to 75		174,000	13,400	5,000 U	5,000 U	5,000 U
	76 to 80		41,300	6,300	2,000 U	2,000 U	2,000 U
LC34-DPT0142	16 to 20	08/29/2008	11,800	6,500	670 U	670 U	670 U
	23 to 27		261,000	27,100	5,000 U	5,000 U	5,000 U
	62 to 66		113,000	11,000	5,000 U	5,000 U	5,000 U
	67 to 71		199,000	18,700	5,000 U	5,000 U	5,000 U
	71 to 75		369,000	13,700	10,000 U	10,000 U	10,000 U
	76 to 80		72,400	5,000	2,000 U	2,000 U	2,000 U

DPT Groundwater Sampling Results
Launch Complex 34, SWMU CC054

Location	Sample Interval	Sample Date	Concentration (µg/L)				
			Trichloroethene	cis-1,2-Dichloroethene	trans-1,2-Dichloroethene	1,1-Dichloroethene	Vinyl Chloride
		FDEP GCTL	**3**	**70**	**100**	**7**	**1**
		FDEP NADC	**300**	**700**	**1,000**	**70**	**100**
LC34-DPT0143	6 to 10	07/15/2010	1.0 U	68	5.4	1.0 U	**16**
	11 to 15		**100 U**	**4,200**	**340**	**100 U**	**450**
	16 to 20	10/20/2008	**10,200**	**105,400**	**5,500**	**3,300 U**	**3,300 U**
	23 to 27		**1,400**	**108,000**	**5,400**	**1,000 U**	**13,100**
	36 to 40	07/15/2010	2.0	**92**	6.6	1.0 U	**24**
	62 to 66	10/20/2008	**24**	**200**	10 U	10 U	**10 U**
	67 to 71		**6.0**	35	3.0 U	3.0 U	**3.0 U**
	71 to 75	08/29/2008	**99**	38	20 U	**20 U**	**20 U**
	76 to 80	10/20/2008	**69**	**1,200**	39	10 U	**45**
LC34-DPT0144	6 to 10	07/16/2010	1.0 U	**210**	14	1.0 U	**18**
	11 to 15		**50 U**	**5,400**	**440**	**50 U**	**690**
	16 to 20	10/17/2008	**6,800**	**75,700**	**4,800**	**3,300 U**	**3,300 U**
	23 to 27		**3,300 U**	**111,000**	**11,600**	**3,300 U**	**15,900**
	36 to 40	07/16/2010	1.0 U	32	1.8	1.0 U	**2.8**
	62 to 66	10/17/2008	**40 U**	**180**	40 U	**40 U**	**89**
	67 to 71		**67 U**	**380**	67 U	**67 U**	**67 U**
	71 to 75		**10 U**	**120**	6.0	5.0 U	**11**
	76 to 80		**9.0**	**310**	10	5.0 U	**19**
LC34-DPT0145	16 to 20	10/17/2008	**400 U**	**32,400**	**1,200**	**400 U**	**2,300**
	23 to 27		**1,000 U**	**46,400**	**1,000 U**	**1,000 U**	**16,500**
	62 to 66		**20 U**	**550**	20 U	**20 U**	**53**
	67 to 71		5.0 U	**79**	5.0 U	5.0 U	**11**
	71 to 75		5.0 U	**120**	5.0 U	5.0 U	**15**
	76 to 80		**19**	**520**	27	5.0 U	**260**
LC34-DPT0146	8 to 12	10/20/2008	**140**	**440**	16	5.0 U	**10**
	16 to 20		**8.0**	**230**	13	5.0 U	**39**
	23 to 27		**22,000**	**72,000**	**3,100**	**2,000 U**	**2,000 U**
	41 to 45		**21**	**95**	3.0	2.0 U	**7.0**
	56 to 60	12/16/2010	**12**	**130**	3.1 I	2.3 U,I	**17**
LC34-DPT0147	8 to 12	10/20/2008	**29**	**470**	18	3.0 U	**12**
	16 to 20		3.0	18	1.0	1.0 U	1.0 U
	23 to 27		**44,500**	**88,400**	**3,900**	**1,000 U**	**1,000 U**
	41 to 45		**29**	**870**	20 U	**20 U**	**20 U**
	56 to 60	12/16/2010	**310**	**1,400**	27 I	**23 U,I**	**13 I**
LC34-DPT0148	6 to 10	07/16/2010	1.0 U	36	1.0	1.0 U	**2.3**
	11 to 15		**10 U**	**320**	8.5 I	10 U	**55**
	16 to 20	10/20/2008	**3,300 U**	**10,300**	**6,900**	**3,300 U**	**5,400**
	23 to 27		**3,300 U**	**177,000**	**6,400**	**3,300 U**	**24,500**
	36 to 40	07/16/2010	1.0 U	25	1.2	1.0 U	**7.9**
LC34-DPT0149	6 to 10	07/15/2010	1.0 U	1.0 U	1.0 U	1.0 U	1.0 U
	11 to 15		5.0 U	**130**	32	5.0 U	**150**
	16 to 20	10/20/2008	**3,700**	**49,100**	**2,700**	**1,000 U**	**3,500**
	23 to 27		**7,000**	**197,000**	**7,900**	**3,300 U**	**22,400**
	36 to 40	07/15/2010	1.8	5.8	1.0 U	1.0 U	1.0 U
	62 to 66	10/20/2008	**420**	**3,700**	**400 U**	**400 U**	**400 U**
	67 to 71	10/21/2008	3.0 U	70	3.0 U	3.0 U	**3.0 U**
	71 to 75		**47**	**730**	27	**20 U**	**41**
	76 to 80		20 U	**370**	20 U	**20 U**	**49**
LC34-DPT0150	16 to 20	10/21/2008	**1,000 U**	**32,000**	**1,000 U**	**1,000 U**	**2,500**
	23 to 27		**3,300**	**60,100**	**2,000 U**	**2,000 U**	**12,400**
LC34-DPT0151	16 to 20	10/21/2008	**10,600**	**53,700**	**1,800**	**1,000 U**	**3,500**
	23 to 27		**14,900**	**138,000**	**5,700**	**2,000 U**	**15,300**
LC34-DPT0152	8 to 12	12/03/2008	**290 U**	**3,200**	**290 U**	**290 U**	**290 U**
	16 to 20	10/21/2008	**66,800**	**124,000**	**6,500**	**2,000 U**	**2,000 U**
	23 to 27		**2,000 U**	**50,000**	**2,000 U**	**2,000 U**	**15,500**
LC34-DPT0153	6 to 10	07/15/2010	1.0 U	10	1.0 U	1.0 U	**3.0**
	11 to 15		5.0 U	**120**	11	5.0 U	**44**
	16 to 20	10/21/2008	**510**	**11,800**	**800**	**500 U**	**1,200**
	23 to 27		**9,000**	**78,900**	**2,300**	**2,000 U**	**2,000 U**
	36 to 40	07/15/2010	5.0 U	**370**	1.7 I	5.0 U	**6.7**
LC34-DPT0154	6 to 10	07/16/2010	1.0 U	22	1.0 U	1.0 U	1.0 U
	11 to 15		5.0 U	**270**	14	5.0 U	**5.7**
	16 to 20	10/21/2008	**15,800**	**94,300**	**3,900**	**2,000 U**	**2,000 U**
	23 to 27		**3,300 U**	**113,000**	**3,300 U**	**3,300 U**	**21,900**
	36 to 40	07/16/2010	1.0 U	43	1.0 U	1.0 U	**120 L**
	56 to 60	12/17/2010	1.0 U	2.4	1.0 U	1.0 U	1.0 U
LC34-DPT0155	6 to 10	07/16/2010	1.0 U	1.0 U	1.0 U	1.0 U	1.0 U
	11 to 15		5.0 U	**130**	6.0	5.0 U	**44**
	16 to 20	10/21/2008	**1,000 U**	**29,600**	**1,500**	**1,000 U**	**1,000 U**
	23 to 27		**3,300 U**	**116,000**	**4,200**	**3,300 U**	**17,300**
	36 to 40	07/16/2010	1.0 U	49	2.7	1.0 U	**14**
LC34-DPT0156	16 to 20	10/21/2008	**20 U**	**250**	20 U	**20 U**	**150**
	23 to 27		**5,500 U**	**37,000**	**5,500**	**1,000 U**	**5,500**

DPT Groundwater Sampling Results
Launch Complex 34, SWMU CC054

Location	Sample Interval	Sample Date	Concentration (µg/L)				
			Trichloroethene	cis-1,2-Dichloroethene	trans-1,2-Dichloroethene	1,1-Dichloroethene	Vinyl Chloride
		FDEP GCTL	**3**	**70**	**100**	**7**	**1**
		FDEP NADC	**300**	**700**	**1,000**	**70**	**100**
LC34-DPT0157	16 to 20	10/22/2008	20 U	**680**	20 U	**20 U**	**20 U**
	23 to 27		400 U	**17,200**	**400 U**	**400 U**	**12,900**
LC34-DPT0158	6 to 10	07/16/2010	1.0 U	1.0 U	1.0 U	1.0 U	**1.6**
	11 to 15		1.0 U	8.9	1.0 U	1.0 U	1.0 U
	16 to 20	10/22/2008	**50 U**	**3,400**	100	**50 U**	**750**
	23 to 27		**200 U**	**15,100**	**400**	**200 U**	**9,900**
	36 to 40	07/16/2010	**10 U**	**330**	10 U	10 U	**7.4 I**
LC34-DPT0159	16 to 20	10/22/2008	**200 U**	**1,900**	200 U	**200 U**	**790**
	23 to 27		**1,000 U**	**57,800**	**3,700**	**1,000 U**	**6,200**
LC34-DPT0160	16 to 20	10/22/2008	**2,000 U**	**89,300**	**3,300**	**2,000 U**	**3,400**
	23 to 27		**40 U**	**370**	**440**	**40 U**	**8,200**
LC34-DPT0161	16 to 20	10/22/2008	**5,900**	**45,200**	**3,000**	**2,000 U**	**3,500**
	23 to 27		**6,600**	**80,100**	**9,000**	**2,000 U**	**25,600**
LC34-DPT0162	16 to 20	10/22/2008	**40 U**	**480**	40 U	**40 U**	**180**
	23 to 27		**670 U**	**17,000**	**670 U**	**670 U**	**13,200**
LC34-DPT0163	16 to 20	10/22/2008	**2,000 U**	**61,500**	**3,600**	**2,000 U**	**7,700**
	23 to 27		**670 U**	**25,500**	**2,600**	**670 U**	**31,300**
LC34-DPT0164	16 to 20	10/22/2008	**2,200**	**35,000**	**1,900**	**670 U**	**1,600**
	23 to 27		**2,000 U**	**27,500**	**2,600**	**2,000 U**	**19,100**
LC34-DPT0165	11 to 15	07/08/2010	1.0 U	37	6.0	1.0 U	**22**
	16 to 20	10/23/2008	**10 U**	**470**	24	10 U	**49**
	23 to 27		**4,900**	**62,900**	**2,300 U**	**1,000 U**	**6,100**
	36 to 40	07/08/2010	1.7	57	2.0	1.0 U	**14**
LC34-DPT0166	16 to 20	10/23/2008	**400 U**	**16,600**	**580**	**400 U**	**1,100**
	23 to 27		**200 U**	**7,500**	**240**	**200 U**	**2,800**
LC34-DPT0167	16 to 20	10/23/2008	**2,000 U**	**110,000**	**5,300**	**2,000 U**	**2,000 U**
	23 to 27		**1,000 U**	**86,600**	**2,400**	**1,000 U**	**10,900**
LC34-DPT0168	16 to 20	10/23/2008	**1,100**	**22,000**	**1,000 U**	**1,000 U**	**1,000 U**
	23 to 27		**2,000 U**	**132,000**	**2,700**	**2,000 U**	**8,000**
LC34-DPT0169	16 to 20	10/23/2008	**2,000 U**	**60,000**	**3,100**	**2,000 U**	**5,600**
	23 to 27		**1,000 U**	**14,000**	**1,000 U**	**1,000 U**	**9,900**
LC34-DPT0170	16 to 20	10/23/2008	**1,000 U**	**16,900**	**1,000 U**	**1,000 U**	**2,000**
	23 to 27		**1,000 U**	**37,700**	**2,300**	**1,000 U**	**29,000**
LC34-DPT0171	16 to 20	10/23/2008	**200 U**	**6,800**	**290**	**200 U**	**8,000**
	23 to 27		**400 U**	**8,300**	**400 U**	**400 U**	**5,800**
LC34-DPT0172	6 to 10	12/01/2008	3.0 U	3.0 U	3.0 U	3.0 U	**3.0 U**
	11 to 15	07/09/2010	**10 U**	**630**	36	10 U	**290**
	16 to 20	12/01/2008	**8,600**	**51,600**	**1,200**	**290 U**	**4,400**
	23 to 27		**910**	**108,800**	**1,700**	**400 U**	**22,700**
	36 to 40	07/09/2010	1.0 U	4.7	1.0 U	1.0 U	**5.0**
LC34-DPT0173	6 to 10	12/01/2008	3.0 U	**73**	3.0 U	3.0 U	**26**
	11 to 15	07/09/2010	**100 U**	**5,300**	**210**	**100 U**	**740**
	16 to 20	12/01/2008	**32,400**	**138,000**	**3,300 U**	**3,300 U**	**10,600**
	23 to 27		**48,900**	**141,000**	**3,400**	**3,300 U**	**540**
	36 to 40	07/09/2010	**33**	**160**	6.5	1.0 U	**11**
LC34-DPT0174	6 to 10	12/01/2008	3.0 U	54	3.0 U	3.0 U	**3.0 U**
	11 to 15	07/12/2010	**200 U**	**10,000**	**330**	**200 U**	**770**
	16 to 20	12/01/2008	**12,200**	**111,000**	**2,900**	**2,000 U**	**5,900**
	23 to 27		**5,700**	**64,400**	**2,000 U**	**2,000 U**	**2,000 U**
	36 to 40	07/12/2010	2.2	60	1.5	1.0 U	1.0 U
LC34-DPT0175	6 to 10	12/01/2008	**20 U**	**850**	26	**20 U**	**390**
	11 to 15	06/08/2011	**160 U,I**	**6,300**	**500 U**	**500 U**	**2,300**
	16 to 20	12/01/2008	**290 U**	**26,700**	**290 U**	**290 U**	**6,700**
	23 to 27		**290 U**	**8,400**	**290 U**	**290 U**	**290 U**
LC34-DPT0176	6 to 10	12/01/2008	**200 U**	**4,900**	200 U	**200 U**	**1,400**
	11 to 15	06/08/2011	**66 U,I**	**3,000**	200 U	**200 U**	**580**
	16 to 20	12/01/2008	**1,800**	**24,600**	**670 U**	**670 U**	**4,100**
	23 to 27		**100 U**	**4,100**	100 U	**100 U**	**190**
LC34-DPT0177	6 to 10	12/01/2008	**390**	**5,600**	200 U	**200 U**	**1,100**
	11 to 15	9/15/2011	**270 I**	**13,000**	**390 I**	**500 U**	**1,300**
	16 to 20	12/01/2008	**48,600**	**75,600**	**2,000 U**	**2,000 U**	**4,200**
	23 to 27		**12,400**	**51,800**	**1,900**	**200 U**	**740**
LC34-DPT0178	6 to 10	12/01/2008	3.0 U	66	3.0 U	3.0 U	**3.0 U**
	11 to 15	07/08/2010	**81 I**	**2,500**	100 U	**100 U**	**270**
	16 to 20	12/02/2008	**1,500**	**50,900**	**1,300**	**290 U**	**4,000**
	23 to 27		**290 U**	**51,100**	**650**	**290 U**	**290**
	36 to 40	07/08/2010	**500 U**	**23,000**	**300 I**	**500 U**	**160 I**

DPT Groundwater Sampling Results
Launch Complex 34, SWMU CC054

Location	Sample Interval	Sample Date	Concentration (µg/L)				
			Trichloroethene	cis-1,2-Dichloroethene	trans-1,2-Dichloroethene	1,1-Dichloroethene	Vinyl Chloride
		FDEP GCTL	**3**	**70**	**100**	**7**	**1**
		FDEP NADC	**300**	**700**	**1,000**	**70**	**100**
LC34-DPT0179	6 to 10	12/02/2008	**200 U**	**6,700**	200 U	**200 U**	**530**
	11 to 15	07/12/2010	**500 U**	**29,000**	**1,100**	**500 U**	**1,800**
	16 to 20	12/02/2008	**24,900**	**61,400**	**2,400**	**2,000 U**	**2,000 U**
	23 to 27		**290 U**	**83,300**	**1,800**	**290 U**	**400**
	36 to 40	07/12/2010	**6.7**	**120**	3.9 I	5.0 U	**2.7 I**
LC34-DPT0180	6 to 10	12/02/2008	**200 U**	**6,800**	200 U	**200 U**	**880**
	11 to 15	07/12/2010	**500 U**	**19,000**	**600**	**500 U**	**1,300**
	16 to 20	12/02/2008	**20,300**	**65,200**	**2,000 U**	**2,000 U**	**3,500**
	23 to 27		**620**	**104,000**	**2,000**	**670 U**	**670 U**
	36 to 40	07/12/2010	1.5	35	1.0 U	1.0 U	1.2
LC34-DPT0181	6 to 10	12/02/2008	**200 U**	**2,500**	200 U	**200 U**	**200 U**
	16 to 20		**290 U**	**33,200**	**830**	**290 U**	**1,700**
	23 to 27		**290 U**	**50,400**	**1,700**	**290 U**	**290 U**
LC34-DPT0182	6 to 10	12/02/2008	**67 U**	**1,600**	67 U	**67 U**	**67 U**
	11 to 15	06/08/2011	**2,400**	**11,000**	**500 U**	**500 U**	**1,300**
	16 to 20	12/02/2008	**2,400**	**20,600**	**390**	**290 U**	**1,800**
	23 to 27		**200 U**	**8,300**	200 U	**200 U**	**200 U**
LC34-DPT0183	6 to 10	12/02/2008	**67 U**	**1,800**	67 U	**67 U**	**67 U**
	11 to 15	06/08/2011	**1,600**	**9,500**	**500 U**	**500 U**	**1,700**
	16 to 20	12/02/2008	**200 U**	**6,200**	200 U	**200 U**	**290**
	23 to 27		**67 U**	**1,700**	67 U	**67 U**	**67 U**
LC34-DPT0184	6 to 10	12/02/2008	**67 U**	**170**	67 U	**67 U**	**67 U**
	11 to 15	06/08/2011	**33 U,I**	**3,800**	100 U	**100 U**	**1,300**
	16 to 20	12/02/2008	**200 U**	**7,900**	200 U	**200 U**	**1,200**
	23 to 27		**100 U**	**700**	100 U	**100 U**	**100 U**
LC34-DPT0185	16 to 20	12/03/2008	**200 U**	**12,500**	**330**	**200 U**	**2,900**
	23 to 27		**50 U**	**1,900**	75	**50 U**	**3,500**
LC34-DPT0186	16 to 20	12/03/2008	**67 U**	**860**	67 U	**67 U**	**270**
	23 to 27		**100 U**	**18,300**	**670**	**100 U**	**7,100**
LC34-DPT0187	16 to 20	12/03/2008	**290 U**	**40,300**	**1,700**	**290 U**	**4,000**
	23 to 27		**67 U**	**2,500**	**220**	**67 U**	**4,900**
LC34-DPT0188	12 to 16	03/19/2009	**20 U**	**1,300**	55	**20 U**	**390**
	16 to 20	12/03/2008	**100 U**	**12,100**	**380**	**100 U**	**1,700**
	23 to 27		**290 U**	**22,300**	**500**	**290 U**	**17,600**
	25 to 29	03/19/2009	**100 U**	**1,100**	100 U	**100 U**	**9,700**
	30 to 34		3.0 U	33	3.0 U	3.0 U	**68**
	41 to 45		3.0 U	51	3.0 U	3.0 U	**12**
	56 to 60		1.0 U	6.0	1.0 U	1.0 U	1.0 U
LC34-DPT0189	6 to 10	07/14/2010	5.0 U	**260**	15	5.0 U	**2.6 I**
	11 to 15		**160**	**1,700**	90	**50 U**	**29 I**
	16 to 20	12/03/2008	**4,700**	**76,900**	**2,000**	**400 U**	**2,600**
	23 to 27		**290 U**	**27,900**	**590**	**290 U**	**16,500**
	36 to 40	07/14/2010	1.4	13	1.0 U	1.0 U	**1.5**
LC34-DPT0190	6 to 10	07/14/2010	1.0 U	18	1.0 U	1.0 U	**27**
	11 to 15		**53**	**1,600**	70	**50 U**	**100**
	16 to 20	12/03/2008	**1,700**	**11,200**	**360**	**290 U**	**290 U**
	23 to 27		**290 U**	**68,800**	**1,200**	**290 U**	**11,800**
	36 to 40	07/14/2010	1.0 U	8.9	1.0 U	1.0 U	1.0 U
LC34-DPT0191	6 to 10	07/14/2010	1.0 U	6.0	1.0 U	1.0 U	**28**
	11 to 15		**75**	**2,500**	**180**	**50 U**	**200**
	16 to 20	12/03/2008	**4,300**	**33,500**	**1,500**	**500 U**	**500 U**
	23 to 27		**290 U**	**31,700**	**440**	**290 U**	**11,300**
	36 to 40	07/14/2010	1.4	49	3.4	1.0 U	**4.5**
LC34-DPT0192	16 to 20	12/03/2008	**290 U**	**25,700**	**670**	**290 U**	**2,100**
	23 to 27		**290 U**	**108,300**	**2,200**	**290 U**	**7,900**
LC34-DPT0193	16 to 20	12/03/2008	**3,100**	**48,500**	**2,400**	**670 U**	**670 U**
	23 to 27		**290 U**	**127,000**	**3,900**	**290 U**	**12,800**
LC34-DPT0194	16 to 20	12/03/2008	**33,800**	**85,900**	**4,700**	**2,000 U**	**2,000 U**
	23 to 27		**290 U**	**36,400**	**1,500**	**290 U**	**26,700**
LC34-DPT0195	16 to 20	12/04/2008	**14,700**	**126,000**	**6,000**	**1,000 U**	**2,100**
	23 to 27		**290 U**	**37,400**	**2,600**	**290 U**	**37,800**
LC34-DPT0196	6 to 10	07/16/2010	1.0 U	49	2.4	1.0 U	**2.8**
	11 to 15		**200 U**	**10,000**	**620**	**200 U**	**100 I**
	16 to 20	12/04/2008	**9,800**	**85,700**	**4,600**	**1,000 U**	**1,600**
	23 to 27		**290 U**	**54,900**	**1,600**	**290 U**	**15,300**
	36 to 40	07/16/2010	1.4	15	1.0 U	1.0 U	1.0 U

DPT Groundwater Sampling Results
Launch Complex 34, SWMU CC054

Location	Sample Interval	Sample Date	Concentration (µg/L)				
			Trichloroethene	cis-1,2-Dichloroethene	trans-1,2-Dichloroethene	1,1-Dichloroethene	Vinyl Chloride
		FDEP GCTL	**3**	**70**	**100**	**7**	**1**
		FDEP NADC	**300**	**700**	**1,000**	**70**	**100**
LC34-DPT0197	16 to 20	12/04/2008	**16,100**	**102,800**	**4,500**	**2,000 U**	**2,000 U**
	23 to 27		**290 U**	**91,900**	**2,800**	**290 U**	**16,000**
LC34-DPT0198	6 to 10	07/15/2010	1.0 U	5.4	1.0 U	1.0 U	**2.1**
	11 to 15		**10 U**	**880**	46	10 U	**120**
	16 to 20	12/04/2008	**290 U**	**48,400**	**2,800**	**290 U**	**1,500**
	23 to 27		**200 U**	**2,800**	200 U	**200 U**	**8,200**
	36 to 40	07/15/2010	1.0 U	8.1	1.0 U	1.0 U	**3.2**
LC34-DPT0199	6 to 10	07/15/2010	5.0 U	**93**	3.0 I	5.0 U	**82**
	11 to 15		**200 U**	**10,000**	**620**	**200 U**	**410**
	16 to 20	12/04/2008	**290 U**	**69,400**	**1,600**	**290 U**	**2,700**
	23 to 27		**200 U**	**3,700**	200 U	**200 U**	**600**
	36 to 40	07/15/2010	1.0 U	6.7	1.0 U	1.0 U	1.0 U
LC34-DPT0200	6 to 10	07/14/2010	5.0 U	**150**	3.8 I	5.0 U	**41**
	11 to 15		**60**	**1,600**	82	**50 U**	**96**
	16 to 20	12/04/2008	**6,400**	**33,900**	100 U	**100 U**	**100 U**
	23 to 27		**290 U**	**30,700**	**460**	**290 U**	**7,700**
	36 to 40	07/14/2010	1.0 U	10	1.0 U	1.0 U	1.3
LC34-DPT0201	6 to 10	07/16/2010	1.0 U	1.9	1.0 U	1.0 U	1.0 U
	11 to 15		5.0 U	**130**	4.7 I	5.0 U	**17**
	16 to 20	12/04/2008	**70,200**	**98,700**	**5,400**	**2,000 U**	**2,000 U**
	23 to 27		**14,900**	**132,000**	**6,500**	**1,000 U**	**14,000**
	36 to 40	07/16/2010	**19**	36	2.5	1.0 U	**2.7**
LC34-DPT0202	6 to 10	07/14/2010	1.0 U	64	5.4	1.0 U	**22**
	11 to 15		**10 U**	**310**	26	10 U	**86**
	16 to 20	12/04/2008	**290 U**	**15,000**	**450**	**290 U**	**1,900**
	23 to 27		**290 U**	**69,500**	**1,000**	**290 U**	**8,800**
	36 to 40	07/14/2010	5.0 U	**78**	5.0 U	5.0 U	**7.5**
LC34-DPT0203	6 to 10	07/14/2010	**4.8 I**	**480**	28	5.0 U	**40**
	11 to 15		**840**	**12,000**	**670**	**200 U**	**300**
	16 to 20	12/05/2008	**2,100**	**64,300**	**1,500**	**290 U**	**3,100**
	23 to 27		**100 U**	**2,800**	100 U	**100 U**	**680**
	36 to 40	07/14/2010	1.0 U	4.2	1.0 U	1.0 U	1.0 U
LC34-DPT0204	16 to 20	12/05/2008	**200 U**	**29,900**	**1,200**	**200 U**	**1,900**
	23 to 27		**290 U**	**5,500**	**290 U**	**290 U**	**3,100**
LC34-DPT0205	6 to 10	07/15/2010	1.0 U	40	1.0 U	1.0 U	**5.8**
	11 to 15		**20 U**	**1,400**	72	**20 U**	**73**
	16 to 20	12/05/2008	**290 U**	**50,200**	**1,200**	**290 U**	**1,200**
	23 to 27		**290 U**	**9,600**	**290 U**	**290 U**	**610**
	36 to 40	07/15/2010	1.0 U	8.3	1.0 U	1.0 U	1.0 U
LC34-DPT0206	6 to 10	12/05/2008	**200 U**	**1,500**	200 U	**200 U**	**200 U**
	16 to 20		**290 U**	**49,900**	**4,300**	**290 U**	**380**
	23 to 27		**290 U**	**2,400**	**290 U**	**290 U**	**290 U**
LC34-DPT0207	6 to 10	12/05/2008	**40 U**	**1,200**	40 U	**40 U**	**40 U**
	16 to 20		**360**	**26,600**	**940**	**290 U**	**1,800**
	23 to 27		**2,900**	**68,400**	**1,600**	**400 U**	**400 U**
LC34-DPT0208	6 to 10	12/05/2008	**2,000**	**13,200**	**290 U**	**290 U**	**940**
	11 to 15	07/08/2010	**500 U**	**16,000**	**620**	**500 U**	**1,200**
	16 to 20	12/05/2008	**290 U**	**17,400**	**390**	**290 U**	**290 U**
	23 to 27		**100 U**	**1,400**	100 U	**100 U**	**100 U**
	36 to 40	07/08/2010	1.0 U	10	1.0 U	1.0 U	1.0 U
LC34-DPT0209	6 to 10	01/26/2009	**290 U**	**41,900**	**490**	**290 U**	**2,100**
	11 to 15	07/08/2010	**500 U**	**19,000**	**820**	**500 U**	**1,400**
	16 to 20	01/26/2009	**40 U**	**2,700**	40 U	**40 U**	**40 U**
	23 to 27		**9.0**	**160**	5.0 U	5.0 U	**8.0**
	36 to 40	07/08/2010	2.0 U	16	2.0 U	2.0 U	2.0 U
LC34-DPT0210	6 to 10	01/26/2009	**1,800**	**27,400**	**450**	**100 U**	**1,900**
	11 to 15	07/08/2010	**670**	**18,000**	**490 I**	**500 U**	**1,400**
	16 to 20	01/26/2009	**100 U**	**13,000**	100 U	**100 U**	**100 U**
	23 to 27		**40 U**	**3,100**	40 U	**40 U**	**170**
	36 to 40	07/08/2010	1.4	12	1.0 U	1.0 U	1.3
LC34-DPT0211	6 to 10	01/26/2009	**200**	**9,500**	200 U	**200 U**	**200**
	11 to 15	07/09/2010	**200 U**	**14,000**	**390**	**200 U**	**1,200**
	16 to 20	01/26/2009	**290 U**	**16,900**	**290 U**	**290 U**	**290 U**
	23 to 27		5.0 U	**370**	5.0 U	5.0 U	**5.0 U**
	36 to 40	07/09/2010	1.0 U	16	1.0 U	1.0 U	1.0 U
LC34-DPT0212	6 to 10	01/26/2009	3.0 U	**230**	87	3.0 U	**25**
	16 to 20		**56,700**	**128,000**	**2,000 U**	**2,000 U**	**2,000 U**
	23 to 27		**20,200**	**262,000**	**2,000 U**	**2,000 U**	**31,100**
	38 to 42		**19**	**73**	10 U	10 U	**10 U**

DPT Groundwater Sampling Results
Launch Complex 34, SWMU CC054

Location	Sample Interval	Sample Date	Concentration (µg/L)				
			Trichloroethene	cis-1,2-Dichloroethene	trans-1,2-Dichloroethene	1,1-Dichloroethene	Vinyl Chloride
		FDEP GCTL	3	70	100	7	1
		FDEP NADC	300	700	1,000	70	100
LC34-DPT0213	6 to 10	01/26/2009	10 U	78	10 U	10 U	10 U
	16 to 20		102,000	256,000	2,000 U	2,000 U	7,000
	23 to 27		6,000	116,000	1,000 U	1,000 U	17,600
	38 to 42		50	180	10 U	10 U	10 U
LC34-DPT0214	6 to 10	01/26/2009	290 U	15,900	290 U	290 U	650
	16 to 20		400 U	21,100	400 U	400 U	400 U
	23 to 27		4.0	34	3.0 U	3.0 U	3.0 U
LC34-DPT0215	6 to 10	01/26/2009	3.0 U	44	3.0 U	3.0 U	3.0 U
	16 to 20		1,600	59,400	1,400	290 U	1,400
	23 to 27		290 U	15,000	290 U	290 U	290 U
LC34-DPT0216	6 to 10	01/27/2009	320	10,200	200 U	200 U	200 U
	11 to 15	07/09/2010	1,200	11,000	370	200 U	2,000
	16 to 20	01/27/2009	11,000	82,900	1,100	500 U	4,900
	23 to 27		500 U	134,000	1,700	500 U	2,400
	36 to 40	07/09/2010	1.9	25	1.0 U	1.0 U	1.2
LC34-DPT0217	6 to 10	01/27/2009	290 U	14,700	290 U	290 U	290 U
	11 to 15	07/13/2010	200 U	10,000	400	200 U	690
	16 to 20	01/27/2009	4,000	138,000	1,300	1,000 U	2,500
	23 to 27		1,900	117,000	1,800	500 U	500 U
	36 to 40	07/13/2010	2.4	40	1.9	1.0 U	1.0 U
LC34-DPT0218	6 to 10	01/27/2009	290 U	29,100	290 U	290 U	1,300
	11 to 15	07/12/2010	500 U	30,000	1,100	500 U	2,200
	16 to 20	01/27/2009	2,300	116,000	1,900	500 U	1,600
	23 to 27		500 U	74,400	640	500 U	500 U
	36 to 40	07/12/2010	1.0 U	9.0	1.1	1.0 U	1.0 U
LC34-DPT0219	6 to 10	01/27/2009	290 U	13,000	290 U	290 U	1,600
	16 to 20		32,300	139,000	1,600	1,000 U	6,600
	23 to 27		500 U	54,000	500 U	500 U	500 U
LC34-DPT0220	6 to 10	01/27/2009	500 U	20,300	500 U	500 U	500 U
	11 to 15	07/09/2010	200 U	15,000	390	200 U	1,600
	16 to 20	01/27/2009	100 U	2,500	100 U	100 U	100 U
	23 to 27		10 U	76	10 U	10 U	10 U
	36 to 40	07/09/2010	1.6	46	1.0 U	1.0 U	1.5
LC34-DPT0221	6 to 10	01/27/2009	200 U	12,100	200 U	200 U	940
	11 to 15	06/08/2011	520	8,000	200 U	200 U	1,000
	16 to 20	01/27/2009	200 U	7,900	200 U	200 U	410
	23 to 27		290 U	6,100	290 U	290 U	290 U
LC34-DPT0222	6 to 10	01/27/2009	400 U	36,400	400 U	400 U	600
	11 to 15	07/13/2010	500 U	15,000	740	500 U	790
	16 to 20	01/27/2009	500 U	36,400	630	500 U	500 U
	23 to 27		100 U	1,300	100 U	100 U	100 U
	36 to 40	07/13/2010	1.0 U	11	1.0 U	1.0 U	1.0 U
LC34-DPT0223	6 to 10	01/27/2009	20 U	220	20 U	20 U	20 U
	16 to 20		290 U	100,000	1,800	290 U	290 U
	23 to 27		500 U	9,000	500 U	500 U	500 U
LC34-DPT0224	6 to 10	01/28/2009	22	2,300	37	20 U	790
	6 to 10	07/15/2010	1.0 U	16	1.0 U	1.0 U	6.0
	11 to 15		50 U	2,800	160	50 U	110
	16 to 20	01/28/2009	500 U	59,600	710	500 U	1,100
	23 to 27		500 U	48,800	500 U	500 U	4,000
	36 to 40	07/15/2010	1.0 U	20	1.0 U	1.0 U	1.1
LC34-DPT0225	6 to 10	01/28/2009	100 U	1,200	100 U	100 U	100 U
	6 to 10	07/15/2010	5.0 U	140	4.6 I	5.0 U	26
	11 to 15		13	280	14	5.0 U	7.2
	16 to 20	01/28/2009	500 U	48,100	1,000	500 U	1,400
	23 to 27		500 U	24,000	500 U	500 U	7,400
	36 to 40	07/15/2010	1.0 U	5.4	1.0 U	1.0 U	1.0 U
LC34-DPT0226	6 to 10	01/28/2009	40 U	3,400	40 U	40 U	210
	16 to 20		500 U	73,800	640	500 U	2,200
	23 to 27		40 U	820	40 U	40 U	40 U
LC34-DPT0227	6 to 10	01/28/2009	500 U	9,700	500 U	500 U	500 U
	16 to 20		500 U	86,000	1,300	500 U	590
	23 to 27		500 U	33,400	500 U	500 U	500 U
LC34-DPT0228	6 to 10	01/28/2009	500 U	35,200	640	500 U	1,000
	11 to 15	07/08/2010	500 U	14,000	530	500 U	1,000
	16 to 20	01/28/2009	10 U	200	10 U	10 U	10 U
	23 to 27		10 U	33	10 U	10 U	10 U
	36 to 40	07/08/2010	1.0 U	30	1.0 U	1.0 U	1.0 U

DPT Groundwater Sampling Results
Launch Complex 34, SWMU CC054

Location	Sample Interval	Sample Date	Concentration (µg/L)				
			Trichloroethene	cis-1,2-Dichloroethene	trans-1,2-Dichloroethene	1,1-Dichloroethene	Vinyl Chloride
		FDEP GCTL	3	70	100	7	1
		FDEP NADC	300	700	1,000	70	100
LC34-DPT0229	6 to 10	01/28/2009	5.0 U	120	5.0 U	5.0 U	29
	11 to 15	07/12/2010	20 U	760	27	20 U	180
	16 to 20	01/28/2009	17,200	163,000	2,000 U	2,000 U	2,000 U
	23 to 27		1,300	180,000	1,400	1,000 U	1,000 U
	36 to 40	07/12/2010	3.4	23	1.4	1.0 U	1.0 U
LC34-DPT0230	6 to 10	01/28/2009	290 U	20,900	290 U	290 U	520
	11 to 15	07/08/2010	500 U	8,000	190 I	500 U	730
	16 to 20	01/28/2009	290 U	3,200	290 U	290 U	290 U
	23 to 27		10 U	230	10 U	10 U	10 U
	36 to 40	07/08/2010	1.0 U	11	1.0 U	1.0 U	1.0 U
LC34-DPT0231	6 to 10	01/28/2009	290 U	41,900	290 U	290 U	910
	11 to 15	07/08/2010	500 U	24,000	810	500 U	2,000
	16 to 20	01/28/2009	290 U	6,400	290 U	290 U	290 U
	23 to 27		10 U	71	10 U	10 U	10 U
	36 to 40	07/08/2010	1.0 U	21	1.0 U	1.0 U	1.0 U
LC34-DPT0232	6 to 10	01/29/2009	40 U	64	40 U	40 U	40 U
	16 to 20		12,400	174,000	4,100	1,000 U	13,900
	23 to 27		290 U	83,600	670	290 U	8,000
LC34-DPT0233	6 to 10	01/29/2009	200 U	400	200 U	200 U	200 U
	11 to 15	07/09/2010	50 U	1,600	93	50 U	620
	16 to 20	01/29/2009	7,200	183,000	2,900	500 U	2,800
	23 to 27		3,600	367,000	4,000	400 U	10,800
	36 to 40	07/09/2010	5.1	45	2.2	1.0 U	2.5
LC34-DPT0234	6 to 10	01/29/2009	200 U	940	200 U	200 U	200 U
	11 to 15	07/12/2010	10 U	330	8.2 I	10 U	120
	16 to 20	01/29/2009	27,200	228,000	2,000 U	2,000 U	2,000 U
	23 to 27		290 U	206,000	1,200	290 U	16,600
	36 to 40	07/12/2010	2.2	20	1.0 U	1.0 U	2.5
LC34-DPT0235	6 to 10	01/29/2009	200 U	310	200 U	200 U	200 U
	16 to 20		4,200	161,000	1,400	1,000 U	3,600
	23 to 27		12,600	277,000	3,300 U	3,300 U	12,000
LC34-DPT0236	6 to 10	01/29/2009	200 U	1,300	200 U	200 U	200 U
	16 to 20		290 U	24,500	290 U	290 U	1,000
	23 to 27		24,100	349,000	4,000	2,000 U	10,000
LC34-DPT0237	6 to 10	01/29/2009	40 U	320	40 U	40 U	40 U
	16 to 20		6,100	86,300	1,400	500 U	560
	23 to 27		290 U	63,500	470	290 U	290 U
LC34-DPT0238	6 to 10	01/29/2009	200 U	750	200 U	200 U	200 U
	16 to 20		290 U	19,300	290 U	290 U	3,200
	23 to 27		100 U	2,000	100 U	100 U	10,500
LC34-DPT0239	6 to 10	01/29/2009	10 U	180	10 U	10 U	10 U
	11 to 15	07/13/2010	5.0 U	350	6.3	5.0 U	69
	16 to 20	01/29/2009	290 U	95,900	2,000	290 U	1,500
	23 to 27		290 U	210,000	290 U	290 U	10,200
	36 to 40	07/13/2010	1.0 U	11	1.0 U	1.0 U	1.0 U
LC34-DPT0240	6 to 10	01/30/2009	3.0 U	16	3.0 U	3.0 U	3.0 U
	16 to 20		40 U	5,000	40 U	40 U	560
	23 to 27		290 U	89,300	370	290 U	15,100
LC34-DPT0241	6 to 10	01/30/2009	3.0 U	3.0 U	3.0 U	3.0 U	3.0 U
	16 to 20		3.0 U	80	10	3.0 U	230
	23 to 27		590	117,000	1,300	290 U	14,700
	38 to 42		3.0 U	120	3.0 U	3.0 U	22
LC34-DPT0242	6 to 10	01/30/2009	3.0 U	34	3.0 U	3.0 U	26
	6 to 10	9/15/2011	2.0 U	40	3.3	2.0 U	91
	16 to 20	01/30/2009	91,400	298,000	2,400	2,000 U	11,600
	23 to 27		1,100	76,900	500 U	500 U	10,200
	38 to 42		20	100	3.0 U	3.0 U	3.0 U
LC34-DPT0243	6 to 10	01/30/2009	20 U	360	20 U	20 U	83
	16 to 20		45,900	171,000	2,000 U	2,000 U	2,000 U
	23 to 27		65,000	297,000	2,000 U	2,000 U	7,000
	38 to 42		49	230	10 U	10 U	10 U
LC34-DPT0244	6 to 10	01/30/2009	19	12	3.0 U	3.0 U	3.0 U
	16 to 20		100 U	6,400	190	100 U	130
	23 to 27		58,600	101,000	2,900	2,000 U	2,000 U
	38 to 42		100 U	610	100 U	100 U	100 U
LC34-DPT0245	6 to 10	01/30/2009	3.0 U	3.0 U	3.0 U	3.0 U	3.0 U
	16 to 20		40 U	2,300	40 U	40 U	42
	23 to 27		290 U	114,000	1,200	290 U	7,200

DPT Groundwater Sampling Results
Launch Complex 34, SWMU CC054

Location	Sample Interval	Sample Date	Concentration (µg/L)				
			Trichloroethene	cis-1,2-Dichloroethene	trans-1,2-Dichloroethene	1,1-Dichloroethene	Vinyl Chloride
		FDEP GCTL	3	70	100	7	1
		FDEP NADC	300	700	1,000	70	100
LC34-DPT0246	12 to 16	03/19/2009	200 U	2,100	200 U	200 U	200 U
	25 to 29		200 U	8,200	220	200 U	1,800
	30 to 34		5.0 U	160	8.0	5.0 U	30
	41 to 45		1.0 U	4.0	1.0 U	1.0 U	1.0 U
	56 to 60		5.0 U	160	5.0 U	5.0 U	7.0
LC34-DPT0247	12 to 16	03/19/2009	200 U	5,400	200 U	200 U	300
	25 to 29		290 U	63,600	630	290 U	35,100
	30 to 34		290	57,300	320	290 U	11,100
	41 to 45		5.0 U	5.0 U	5.0 U	5.0 U	5.0 U
	56 to 60		5.0 U	52	5.0 U	5.0 U	15
LC34-DPT0248	6 to 10	10/01/2009	40 U	14,400	300	46	1,200
	11 to 15	07/08/2010	100 U	10,000	350	100 U	840
	16 to 20	10/01/2009	50 U	1,100	50 U	50 U	50 U
	23 to 27		1.0 U	14	1.0 U	1.0 U	1.0 U
	36 to 40	07/08/2010	1.0 U	40	1.1	1.0 U	1.3
LC34-DPT0249	6 to 10	10/01/2009	50 U	7,000	120	50 U	3,700
	11 to 15	07/08/2010	500 U	11,000	320 I	500 U	1,200
	16 to 20	10/01/2009	20 U	2,300	20 U	20 U	81
	23 to 27		1.0 U	41	1.0 U	1.0 U	1.0
	36 to 40	07/08/2010	2.0 U	43	1.0 I	2.0 U	3.0
LC34-DPT0250	6 to 10	10/01/2009	50 U	6,200	98	50 U	780
	11 to 15	9/15/2011	30 U,I	3,800	71 I	100 U	820
	16 to 20	10/01/2009	20 U	1,700	22	20 U	160
	23 to 27		2.0 U	110	2.0 U	2.0 U	4.0
LC34-DPT0251	6 to 10	10/01/2009	40 U	5,600	120	40 U	640
	11 to 15	07/13/2010	200 U	9,900	420	200 U	350
	16 to 20	10/01/2009	40 U	15,500	270	40 U	110
	23 to 27		2.0 U	50	2.0 U	2.0 U	2.0 U
	36 to 40	07/13/2010	1.0 U	5.7	1.0 U	1.0 U	1.0 U
LC34-DPT0252	6 to 10	10/01/2009	40 U	1,800	40 U	40 U	75
	16 to 20		100 U	52,600	970	100 U	250
	23 to 27		2.0 U	2,400	19	2.0 U	17
LC34-DPT0253	6 to 10	10/01/2009	20 U	1,400	24	20 U	160
	16 to 20		290 U	70,900	1,400	290 U	430
	23 to 27		40 U	13,600	79	40 U	65
LC34-DPT0254	11 to 15	07/12/2010	20 U	880	19 I	20 U	210
	16 to 20	10/01/2009	290 U	65,700	2,000	290 U	780
	23 to 27		290 U	93,100	1,200	290 U	290
	36 to 40	07/12/2010	1.0 U	3.9	1.0 U	1.0 U	1.0 U
LC34-DPT0255	23 to 27	10/02/2009	100 U	25,900	240	100 U	8,400
LC34-DPT0256	16 to 20	10/02/2009	20 U	1,300	20 U	20 U	20 U
	23 to 27		100 U	24,900	220	100 U	5,300
LC34-DPT0257	6 to 10	10/02/2009	10 U	10 U	10 U	10 U	10 U
	16 to 20		336,000	126,000	5,000 U	5,000 U	5,000 U
	23 to 27		2,600	116,000	940	400 U	13,300
	55 to 59		460	270	10 U	10 U	11
LC34-DPT0258	6 to 10	10/02/2009	10 U	10 U	10 U	10 U	10 U
	16 to 20		18,800	61,100	2,100	400 U	1,500
	23 to 27		166,000	202,000	5,000 U	5,000 U	9,000
	36 to 40		370	490	40 U	40 U	40 U
LC34-DPT0259	6 to 10	10/02/2009	5.0 U	30	5.0 U	5.0 U	19
	16 to 20		20 U	630	100	20 U	790
	23 to 27		41,000	166,000	4,100	1,000 U	42,400
	36 to 40		290 U	174,000	880	290 U	97,400
LC34-DPT0260	6 to 10	10/02/2009	3.0 U	3.0 U	3.0 U	3.0 U	3.0 U
	16 to 20		20 U	1,000	65	20 U	1,400
	23 to 27		90,800	65,900	2,800	1,000 U	5,500
	36 to 40		290 U	520,000	820	470	143,000
LC34-DPT0261	6 to 10	10/02/2009	1.0 U	2.0	1.0 U	1.0 U	1.0 U
	16 to 20		16,200	34,400	1,700	1,000 U	11,100
	23 to 27		290 U	63,200	1,500	290 U	47,800
	36 to 40		210	4,500	95	50 U	4,900
LC34-DPT0262	6 to 10	10/05/2009	1.0 U	2.0	1.0 U	1.0 U	2.0
	16 to 20		1,400	230	20 U	20 U	2,200
	23 to 27		241,000	239,000	3,300	290 U	2,300
	36 to 40		6,000	88,100	290 U	290 U	6,000
LC34-DPT0263	6 to 10	10/05/2009	5.0 U	110	36	5.0 U	620
	16 to 20		106,000	196,000	2,600	1,000 U	18,500
	23 to 27		43,300	131,000	2,800	1,000 U	53,900
	36 to 40		1,600	25,100	290 U	290 U	6,300
	55 to 59		148,000	60,300	5,000 U	5,000 U	5,000 U

DPT Groundwater Sampling Results
Launch Complex 34, SWMU CC054

Location	Sample Interval	Sample Date	Concentration (µg/L)				
			Trichloroethene	cis-1,2-Dichloroethene	trans-1,2-Dichloroethene	1,1-Dichloroethene	Vinyl Chloride
		FDEP GCTL	3	70	100	7	1
		FDEP NADC	300	700	1,000	70	100
LC34-DPT0264	6 to 10	10/05/2009	1.0 U	2.0	1.0 U	1.0 U	1.0 U
	16 to 20		210	2,000	120	100 U	1,100
	23 to 27		198,000	71,900	1,000	290 U	920
	36 to 40		486,000	105,000	5,000 U	5,000 U	5,000 U
LC34-DPT0265	6 to 10	10/05/2009	3.0 U	3.0 U	3.0 U	3.0 U	3.0 U
	16 to 20		740	1,000	33	20 U	960
	23 to 27		510	2,100	200 U	200 U	350
	36 to 40		471,000	254,000	1,000 U	1,000 U	1,000 U
LC34-DPT0266	6 to 10	10/05/2009	4.0	6.0	1.0 U	1.0 U	2.0
	16 to 20		1,700	2,800	200 U	200 U	1,000
	23 to 27		1,100	910	290 U	290 U	290 U
	36 to 40	10/06/2009	12,600	87,900	3,600	1,000 U	9,200
	55 to 59		55,200	32,600	400 U	400 U	400 U
LC34-DPT0267	6 to 10	10/06/2009	1.0 U	21	54	1.0 U	330
	16 to 20		4,600	214,000	3,200	1,000 U	7,800
	23 to 27		231,000	228,000	5,000 U	5,000 U	5,500
	36 to 40		4,900	11,000	400 U	400 U	400 U
LC34-DPT0268	6 to 10	10/06/2009	31	31	12	2.0 U	38
	16 to 20		470	390	200 U	200 U	890
	23 to 27		969,000	196,000	5,000 U	5,000 U	15,000
	36 to 40		496,000	263,000	5,000 U	5,000 U	5,000 U
LC34-DPT0269	6 to 10	10/06/2009	29	98	3.0 U	3.0 U	48
	16 to 20		300	79,100	1,500	290 U	21,600
	23 to 27		16,300	105,000	5,000 U	5,000 U	31,000
	36 to 40		848,000	102,000	5,000 U	5,000 U	15,700
LC34-DPT0270	6 to 10	10/06/2009	670	68	3.0 U	3.0 U	10
	16 to 20		181,000	101,000	2,000	1,000 U	1,600
	23 to 27		359,000	317,000	5,000 U	5,000 U	5,000 U
	36 to 40		3,600	54,800	500 U	500 U	3,900
LC34-DPT0271	6 to 10	10/07/2009	13	50	3.0	3.0 U	42
	16 to 20		17,500	5,900	290 U	290 U	660
	23 to 27		743,000	47,100	5,000 U	5,000 U	5,000 U
	55 to 59		14,200	5,300	200 U	200 U	200 U
LC34-DPT0272	6 to 10	10/07/2009	19	7.0	3.0 U	3.0 U	3.0 U
	16 to 20		280	3,800	120	40 U	1,200
	23 to 27		457,000	80,000	1,200	1,000 U	1,000 U
	36 to 40		6,600	9,000	200 U	200 U	200 U
LC34-DPT0273	6 to 10	10/07/2009	10	19	3.0 U	3.0 U	4.0
	16 to 20		9,100	40,600	1,400	100 U	360
	23 to 27		86,200	162,000	3,300	1,000 U	1,000 U
	55 to 59		340	450	100 U	100 U	100 U
LC34-DPT0274	6 to 10	10/07/2009	4.0	4.0	3.0 U	3.0 U	3.0 U
	16 to 20		20,700	136,000	3,000	400 U	13,000
	23 to 27		1,900	157,000	27,200	400 U	18,300
	36 to 40		100 U	360	100 U	100 U	100 U
LC34-DPT0275	6 to 10	10/07/2009	3.0 U	3.0 U	3.0 U	3.0 U	3.0 U
	16 to 20		99	1,200	40 U	40 U	110
	23 to 27		85,100	179,000	5,000 U	5,000 U	9,100
	36 to 40		180	490	20 U	20 U	31
LC34-DPT0276	6 to 10	07/14/2010	1.0 U	10	1.0 U	1.0 U	25
	11 to 15		29 I	2,000	140	50 U	180
	16 to 20	10/08/2009	2,000	21,000	730	500 U	350 I
	23 to 27		500 U	73,000	1,300	500 U	14,000
	36 to 40	07/14/2010	1.0 U	8.6	1.0 U	1.0 U	1.6
LC34-DPT0278	6 to 10	03/10/2010	10 U	3,200	64	6.3 I	190
	16 to 20		1,000 U	64,000	2,000	1,000 U	770 I
	23 to 27		20 U	590	20 U	20 U	20 U
LC34-DPT0279	6 to 10	03/10/2010	20 U	1,700	41	20 U	31
	11 to 15	07/13/2010	50 U	2,000	78	50 U	140
	16 to 20	03/10/2010	260 I	47,000	1,000	1,000 U	2,300
	23 to 27		2,800	64,000	2,100	1,000 U	510 I
	36 to 40	07/13/2010	1.0 U	7.5	1.0 U	1.0 U	1.0 U
LC34-DPT0280	6 to 10	03/10/2010	100 U	4,100	91 I	100 U	340
	11 to 15	07/13/2010	200 U	14,000	660	190 I	870
	16 to 20	03/10/2010	1,000 U	52,000	1,400	1,000 U	850 I
	23 to 27		500 U	15,000	500 U	500 U	500 U
	36 to 40	07/13/2010	1.0 U	41	1.8	1.0 U	1.0
LC34-DPT0281	6 to 10	03/10/2010	20 U	260	20 U	20 U	31
	16 to 20		1,000 U	38,000	940 I	1,000 U	1,400
	23 to 27		500 U	21,000	280 I	500 U	390 I

DPT Groundwater Sampling Results
Launch Complex 34, SWMU CC054

Location	Sample Interval	Sample Date	Concentration (µg/L)				
			Trichloroethene	cis-1,2-Dichloroethene	trans-1,2-Dichloroethene	1,1-Dichloroethene	Vinyl Chloride
		FDEP GCTL	3	70	100	7	1
		FDEP NADC	300	700	1,000	70	100
LC34-DPT0282	6 to 10	03/10/2010	100 U	5,500	130	100 U	390
	16 to 20		500 U	24,000	540	500 U	350 I
	23 to 27		20 U	530	20 U	20 U	5.0 I
LC34-DPT0283	6 to 10	03/10/2010	20 U	2,000	47	20 U	150
	16 to 20		1,000 U	43,000	1,000	1,000 U	400 I
	23 to 27		100 U	4,000	63 I	100 U	46 I
LC34-DPT0284	6 to 10	03/10/2010	50 U	2,500	81	50 U	360
	16 to 20		1,000 U	35,000	750 I	1,000 U	360 I
	23 to 27		1,000 U	35,000	560 I	1,000 U	1,000 U
LC34-DPT0285	6 to 10	03/15/2010	20 U	1,500	48	20 U	1,200
	16 to 20		100 U	9,600	190	100 U	680
	23 to 27		20 U	1,600	20	20 U	33
LC34-DPT0286	6 to 10	03/15/2010	50 U	5,100	110	50 U	450
	16 to 20		50 U	3,300	59	50 U	52
	23 to 27		10 U	140	10 U	10 U	10 U
LC34-DPT0287	6 to 10	03/15/2010	20 U	2,100	41	20 U	82
	16 to 20		100 U	4,600	36 I	100 U	140
	23 to 27		5.0 U	37	5.0 U	5.0 U	1.1 I
LC34-DPT0288	6 to 10	03/15/2010	20 U	930	10 I	20 U	69
	16 to 20		50 U	3,900	44 I	50 U	410
	23 to 27		5.0 U	14	5.0 U	5.0 U	5.0 U
LC34-DPT0289	6 to 10	03/15/2010	10 U	640	7.2 I	10 U	29
	16 to 20		500 U	17,000	420 I	500 U	2,100
	23 to 27		100 U	6,400	51 I	100 U	830
LC34-DPT0290	6 to 10	03/15/2010	20 U	830	7.8 I	20 U	120
	16 to 20		10 U	20	10 U	10 U	10 U
	23 to 27		100 U	5,100	53 I	100 U	360
LC34-DPT0291	6 to 10	03/15/2010	5.0 U	230	1.2 I	5.0 U	5.4
	16 to 20		1,000 U	970 I	1,000 U	1,000 U	1,000 U
	23 to 27		200 U	12,000	66 I	200 U	1,300
	36 to 40	9/16/2011	2.0 U	73	2.0 U	2.0 U	8.3
LC34-DPT0292	6 to 10	03/15/2010	10 U	380	2.6 I	10 U	100
	16 to 20		1,000 U	25,000	230 I	1,000 U	4,300
	23 to 27		50 U	2,900	12 I	50 U	130
LC34-DPT0293	6 to 10	03/16/2010	5.0 U	190	3.0 I	5.0 U	56
	16 to 20		500 U	31,000	470 I	500 U	3,800
	23 to 27		50 U	2,500	26 I	50 U	230
LC34-DPT0294	6 to 10	03/16/2010	20 U	1,100	19 I	20 U	66
	16 to 20		500 U	20,000	380 I	500 U	680
	23 to 27		500 U	30,000	460 I	500 U	2,400
LC34-DPT0295	6 to 10	03/16/2010	20 U	1,000	19 I	20 U	50
	16 to 20		500 U	26,000	640	500 U	220 I
	23 to 27		100 U	5,500	73 I	100 U	32 I
LC34-DPT0296	6 to 10	03/16/2010	100 U	5,300	120	100 U	220
	16 to 20		50 U	26,000	500	57	470
	23 to 27		20 U	1,200	17 I	20 U	26
LC34-DPT0297	6 to 10	03/16/2010	5.0 U	320	7.0	5.0 U	78
	16 to 20		500 U	30,000	660	500 U	700
	23 to 27		200 U	12,000	190 I	200 U	270
LC34-DPT0298	6 to 10	03/16/2010	2.0 U	4.5	2.0 U	2.0 U	11
	16 to 20		500 U	29,000	230 I	500 U	980
	23 to 27		500 U	23,000	140 I	500 U	2,100
LC34-DPT0299	6 to 10	03/16/2010	5.0 U	11	5.0 U	5.0 U	5.0 U
	16 to 20		50 U	2,900	30 I	50 U	140
	23 to 27		20 U	1,500	27	20 U	2,000
LC34-DPT0300	16 to 20	03/16/2010	50 U	3,300	32 I	50 U	490
	23 to 27		500 U	72,000	520	500 U	12,000
LC34-DPT0301	16 to 20	03/16/2010	10 U	600	7.3 I	10 U	32
	23 to 27		100 U	10,000	140	100 U	130
LC34-DPT0302	16 to 20	03/16/2010	100 U	8,500	130	100 U	4,900
	23 to 27		500 U	33,000	460 I	500 U	14,000
LC34-DPT0303	6 to 10	07/06/2010	1.0 U	3,400	100	11	1,100
	11 to 15		1.0 U	16,000	380 I	75	1,300
	16 to 20		1.0 U	6,200	140	17	280
	23 to 27		50 U	1,500	57	50 U	66
	36 to 40		20 U	160	20 U	20 U	7.4 I
LC34-DPT0304	6 to 10	07/06/2010	100 U	1,200	84 I	100 U	1,500
	11 to 15		500 U	10,000	380 I	500 U	900
	16 to 20		100 U	2,600	94 I	100 U	100 U
	23 to 27		20 U	540	10 I	20 U	5.6 I
	36 to 40		1.0 U	1.8	1.0 U	1.0 U	1.0 U

DPT Groundwater Sampling Results
Launch Complex 34, SWMU CC054

Location	Sample Interval	Sample Date	Concentration (µg/L)				
			Trichloroethene	cis-1,2-Dichloroethene	trans-1,2-Dichloroethene	1,1-Dichloroethene	Vinyl Chloride
		FDEP GCTL	3	70	100	7	1
		FDEP NADC	300	700	1,000	70	100
LC34-DPT0305	6 to 10	07/06/2010	50 U	1,800	110	50 U	930
	11 to 15		500 U	14,000	340 I	500 U	680
	16 to 20		50 U	1,900	84	50 U	59
	23 to 27		1.0 U	430	7.2	1.0 U	18
	36 to 40		1.0 U	200	6.6	1.0 U	14
LC34-DPT0306	6 to 10	07/06/2010	50 U	7,400	400	14 I	2,000
	11 to 15		500 U	13,000	640	500 U	1,900
	16 to 20		50 U	2,700	100	50 U	140
	23 to 27		1.0 U	95	1.0 U	1.0 U	5.9
	36 to 40	07/07/2010	1.0 U	90	1.5	1.0 U	5.1
LC34-DPT0307	6 to 10	07/07/2010	1.0 U	110	9.4	1.0 U	130
	11 to 15		370	3,100	100	50 U	940
	16 to 20		5,600	91,000	2,500	2,000 U	17,000
	23 to 27		500 U	24,000	520	500 U	14,000
	36 to 40		2.0	58	1.5	1.0 U	10
LC34-DPT0308	6 to 10	07/07/2010	5.0 U	27	9.3	5.0 U	350
	11 to 15		50 U	17,000	99	50 U	5,100
	16 to 20		500 U	26,000	310 I	500 U	38,000
	23 to 27		50 U	8,300	120	33 I	24,000
	36 to 40		1.0 U	9.4	1.0 U	1.0 U	8.9
LC34-DPT0309	6 to 10	07/07/2010	1.0 U	20	2.4	1.0 U	24
	11 to 15		5.0 U	57	13	5.0 U	220
	16 to 20		200 U	5,100	160 I	200 U	6,900
	23 to 27		100 U	5,800	100	100 U	5,000
	36 to 40		1.0 U	2.8	1.0 U	1.0 U	1.3
LC34-DPT0310	6 to 10	07/07/2010	1.0 U	1.0 U	1.0 U	1.0 U	1.0 U
	11 to 15		1.0 U	7.9	1.1	1.0 U	2.0
	16 to 20		500 U	8,400	810	500 U	3,200
	23 to 27		500 U	9,100	570	500 U	5,900
	36 to 40		1.0 U	50	2.1	1.0 U	25
LC34-DPT0311	6 to 10	07/09/2010	1.0 U	53	5.1	1.0 U	13
	11 to 15		100 U	4,100	320	100 U	700
	16 to 20		500 U	20,000	820	500 U	11,000
	23 to 27		200 U	7,400	560	200 U	16,000
	36 to 40		1.0 U	37	1.9	1.0 U	7.6
LC34-DPT0312	11 to 15	12/13/2010	1.0 U	2.1	1.0 U	1.0 U	1.0 U
	16 to 20		1.0 U	28	1.0 U	1.0 U	2.7
	23 to 27		1.1 U,I	340	1.0 U,I	2.3 U,I	11
	36 to 40		1.1 U,I	290	1.0 U,I	2.3 U,I	6.5
	41 to 45		1.0 U	1.0 U	1.0 U	1.0 U	1.0 U
	46 to 50		1.0 U	1.0 U	1.0 U	1.0 U	1.0 U
LC34-DPT0313	6 to 10	12/13/2010	1.0 U	100	2.0	1.0 U	18
	11 to 15		5.2 U,I	1,000	15 I	9.0 U,I	150
	16 to 20		5.2 U,I	1,100	12 I	9.0 U,I	69
	23 to 27		1.1 U,I	330	3.7 I	2.3 U,I	19
	36 to 40		1.0 U	1.6	1.0 U	1.0 U	1.0 U
	41 to 45		1.0 U	1.0 U	1.0 U	1.0 U	1.0 U
LC34-DPT0314	6 to 10	12/13/2010	1.0 U	46	1.0 U	1.0 U	7.4
	11 to 15		1.0 U	110	1.1	1.0 U	13
	16 to 20		1.0 U	37	1.5	1.0 U	15
	23 to 27		1.0 U	1.0 U	1.0 U	1.0 U	1.9
	36 to 40		1.0 U	1.0 U	1.0 U	1.0 U	1.0 U
	41 to 45		1.0 U	1.0 U	1.0 U	1.0 U	1.0 U
LC34-DPT0315	6 to 10	12/14/2010	1.0 U	33	1.0 U	1.0 U	4.7
	11 to 15		1.0 U	49	1.0 U	1.0 U	5.9
	16 to 20		1.0 U	34	1.0 U	1.0 U	7.5
	23 to 27		1.0 U	9.1	1.0 U	1.0 U	15
	36 to 40		1.0 U	1.0 U	1.0 U	1.0 U	1.0 U
	41 to 45		1.0 U	1.0 U	1.0 U	1.0 U	1.0 U
LC34-DPT0316	6 to 10	12/14/2010	1.0 U	19	1.0 U	1.0 U	3.0
	11 to 15		1.0 U	38	1.0 U	1.0 U	2.8
	16 to 20		1.0 U	41	1.0 U	1.0 U	3.2
	23 to 27		1.0 U	10	1.0 U	1.0 U	6.1
	36 to 40		1.0 U	26	1.0 U	1.0 U	1.0 U
	41 to 45		1.0 U	1.0 U	1.0 U	1.0 U	1.0 U
LC34-DPT0317	6 to 10	12/14/2010	1.0 U	15	1.0 U	1.0 U	1.1
	11 to 15		1.0 U	36	1.0 U	1.0 U	1.0 U
	16 to 20		1.0 U	51	1.0 U	1.0 U	5.8
	23 to 27		1.0 U	2.5	1.0 U	1.0 U	5.1
	36 to 40		1.0 U	38	1.0 U	1.0 U	1.0 U
	41 to 45		1.0 U	1.0 U	1.0 U	1.0 U	1.0 U

DPT Groundwater Sampling Results
Launch Complex 34, SWMU CC054

Location	Sample Interval	Sample Date	Concentration (µg/L)				
			Trichloroethene	cis-1,2-Dichloroethene	trans-1,2-Dichloroethene	1,1-Dichloroethene	Vinyl Chloride
		FDEP GCTL	**3**	**70**	**100**	**7**	**1**
		FDEP NADC	**300**	**700**	**1,000**	**70**	**100**
LC34-DPT0318	6 to 10	12/14/2010	1.0 U	22	1.0 U	1.0 U	**2.0**
	11 to 15		1.0 U	41	1.0 U	1.0 U	1.2
	16 to 20	12/15/2010	1.0 U	69	1.0 U	1.0 U	**2.7**
	23 to 27		1.0 U	1.0 U	1.0 U	1.0 U	**4.2**
	36 to 40		1.0 U	1.0 U	1.0 U	1.0 U	1.0 U
	41 to 45		1.0 U	1.0 U	1.0 U	1.0 U	1.0 U
LC34-DPT0319	6 to 10	12/15/2010	1.0 U	**79**	1.4	1.0 U	**20**
	11 to 15		1.1 U,I	**160**	1.4 I	2.3 U,I	**18**
	16 to 20		1.0 U	**94**	1.0 U	1.0 U	**17**
	23 to 27		1.0 U	4.1	1.0 U	1.0 U	**6.3**
	36 to 40		1.0 U	1.0 U	1.0 U	1.0 U	1.0 U
	41 to 45		1.0 U	1.0 U	1.0 U	1.0 U	1.0 U
LC34-DPT0320	6 to 10	12/15/2010	1.0 U	**75**	1.0	1.0 U	**7.4**
	11 to 15		1.0 U	66	1.0 U	1.0 U	**6.8**
	16 to 20		1.0 U	11	1.0 U	1.0 U	**1.9**
	23 to 27		1.0 U	1.0	1.0 U	1.0 U	**3.4**
	36 to 40		1.0 U	1.0 U	1.0 U	1.0 U	1.0 U
	41 to 45		1.0 U	1.0 U	1.0 U	1.0 U	1.0 U
LC34-DPT0321	6 to 10	12/16/2010	1.0 U	**110**	1.4	1.0 U	**31**
	11 to 15		1.1 U,I	**100**	1.0 U,I	2.3 U,I	**18**
	16 to 20		1.0 U	46	1.0	1.0 U	**27**
	23 to 27		1.0 U	45	1.0 U	1.0 U	**24**
	36 to 40		1.0 U	1.0 U	1.0 U	1.0 U	1.0 U
	41 to 45		1.0 U	1.0 U	1.0 U	1.0 U	1.0 U
LC34-DPT0322	6 to 10	12/16/2010	2.6 U,I	**510**	14	4.5 U,I	**15**
	11 to 15		6.0 U,J	**2,000**	53 I	**45 U,I**	**23 I**
	16 to 20		6.0 U,J	**8,800**	**220**	**90 U,I**	**88 I**
	23 to 27		**20 J**	**16,000**	**260**	**90 U,I**	**1,000**
	36 to 40		1.1 U,I	**150**	2.0 I	2.3 U,I	**1.9 I**
LC34-DPT0323	6 to 10	12/16/2010	6.0 U,J	**1,100**	24 I	**23 U,I**	**24 I**
	11 to 15		6.0 U,J	**6,100**	**140**	**45 U,I**	**350**
	16 to 20		6.0 U,J	**5,400**	**120**	**45 U,I**	**1,300**
	23 to 27		1.0 U	14	1.0 U	1.0 U	1.1
	36 to 40		1.0 U	2.0	1.0 U	1.0 U	1.0 U
LC34-DPT0324	6 to 10	12/17/2010	5.2 U,I	**2,100**	87	9.0 U,I	**69**
	11 to 15		5.2 U,I	**6,600**	**300**	**13 I**	**250**
	16 to 20		5.2 U,I	**14,000**	**340**	**20**	**1,500**
	23 to 27		1.1 U,I	**150**	1.4 I	2.3 U,I	**15**
	36 to 40		1.0 U	51	1.0 U	1.0 U	1.4
LC34-DPT0325	6 to 10	12/17/2010	1.0 U	**120**	1.0 U	1.0 U	**14**
	11 to 15		1.1 U,I	**250**	4.0 I	2.3 U,I	**14**
	16 to 20		5.2 U,I	**5,100**	**220**	**10 I**	**130**
	23 to 27		5.2 U,I	**20,000**	**680**	**40**	**3,500**
	36 to 40		1.0 U	9.4	1.0 U	1.0 U	1.0 U
LC34-DPT0326	6 to 10	12/17/2010	2.6 U,I	**520**	14	4.5 U,I	**14**
	11 to 15		**7.8 I**	**4,000**	**150**	9.0 U,I	**120**
	16 to 20		1.0 U	**76**	1.6	1.0 U	**2.7**
	23 to 27		5.2 U,I	**8,000**	**270**	9.0 U,I	**3,900**
	36 to 40		1.0 U	15	1.0 U	1.0 U	1.4
LC34-DPT0327	6 to 10	12/17/2010	1.1 U,I	**190**	4.0 I	2.3 U,I	**9.2**
	11 to 15		5.2 U,I	**1,400**	37	9.0 U,I	**35**
	16 to 20		5.2 U,I	**6,600**	**300**	9.2 U,I	**200**
	23 to 27		5.2 U,I	**34,000**	**730**	**45**	**3,200**
	36 to 40		1.0 U	**78**	7.7	1.0 U	**16**
LC34-DPT0335	6 to 10	9/14/2011	**15 U,I**	**1,700**	60	50 U	**92**
	11 to 15		**60 U,I**	**7,300**	**210**	**200 U**	**1,100**
	16 to 20		**30 U,I**	**4,900**	**170**	**100 U**	**3,500**
	23 to 27		1.0 U	27	15	1.0 U	**520**
	36 to 40		1.0 U	2.3	1.0 U	1.0 U	1.4
LC34-DPT0336	6 to 10	9/14/2011	1.0 U	59	1.0 U	1.0 U	**106**
	11 to 15		**15 U,I**	**1,900**	59	50 U	**520**
	16 to 20		**150 U,I**	**12,000**	**320 I**	**500 U**	**3,300**
	23 to 27		1.5 U,I	**85**	10	5.0 U	**2,200**
	36 to 40		2.0 U	23	2.0 U	2.0 U	**7.5**
LC34-DPT0337	6 to 10	9/14/2011	1.5 U,I	6.3	5.0 U	5.0 U	**13**
	11 to 15		1.5 U,I	52	5.0 U	5.0 U	**100**
	16 to 20		**30 U,I**	**2,900**	93 I	**100 U**	**660**
	23 to 27		**60 U,I**	**6,200**	**210**	**200 U**	**5,800**
	36 to 40		1.0 U	7.4	1.0 U	1.0 U	**2.8**

DPT Groundwater Sampling Results
Launch Complex 34, SWMU CC054

Location	Sample Interval	Sample Date	Concentration (µg/L)				
			Trichloroethene	cis-1,2-Dichloroethene	trans-1,2-Dichloroethene	1,1-Dichloroethene	Vinyl Chloride
		FDEP GCTL	**3**	**70**	**100**	**7**	**1**
		FDEP NADC	**300**	**700**	**1,000**	**70**	**100**
LC34-DPT0338	6 to 10	9/14/2011	1.0 U	27	1.0 U	1.0 U	**57**
	11 to 15		1.5 U,I	**210**	5.0 U	5.0 U	**110**
	16 to 20		**15 U,I**	**1,200**	50 U	50 U	**530**
	23 to 27		**150 U,I**	**14,000**	**420 I**	**500 U**	**13,000**
	36 to 40		1.0 U	9.5	1.0 U	1.0 U	**8.7**
LC34-DPT0339	6 to 10	9/15/2011	1.0 U	3.5	1.0 U	1.0 U	**18**
	11 to 15		1.5 U,I	**140**	5.0 U	5.0 U	**180**
	16 to 20		**30 U,I**	**3,200**	100 U	**100 U**	**1,200**
	23 to 27		**60 U,I**	**5,700**	**170 I**	**200 U**	**16,000**
	36 to 40		1.5 U,I	**170**	5.0 U	5.0 U	**140**
LC34-DPT0340	6 to 10	9/15/2011	**90**	**1,600**	36 I	50 U	**460**
	11 to 15		**30 U,I**	**4,100**	74 I	**100 U**	**1,100**
	16 to 20		**30 U,I**	**4,400**	71 I	**100 U**	**1,200**
	23 to 27		**30 U,I**	**3,300**	100 U	**100 U**	**840**
LC34-DPT0341	6 to 10	9/15/2011	1.0 U	1.0 U	1.0 U	1.0 U	1.0 U
	11 to 15		1.0 U	4.9	1.0 U	1.0 U	1.0 U
	16 to 20		**15 U,I**	**1,900**	19 I	50 U	**94**
	23 to 27		**60 U,I**	**7,200**	88 I	**200 U**	**1,400**
	36 to 40		1.0 U	6.7	1.0 U	1.0 U	1.0 U
LC34-DPT0342	6 to 10	9/16/2011	1.0 U	1.0 U	1.0 U	1.0 U	1.0 U
	11 to 15		1.0 U	5.4	1.0 U	1.0 U	1.0 U
	16 to 20		6.0 U,I	**850**	14 I	**20 U**	**46**
	23 to 27		3.0 U,I	**430**	11	10 U	**63**
	36 to 40		1.0 U	1.0 U	1.0 U	1.0 U	1.0 U
LC34-DPT0343	6 to 10	9/16/2011	1.0 U	1.0 U	1.0 U	1.0 U	1.0 U
	11 to 15		1.0 U	6.7	1.0 U	1.0 U	1.0 U
	16 to 20		1.0 U	34	1.0 U	1.0 U	1.4
	23 to 27		3.0 U,I	**520**	7.3 I	10 U	**80**
	36 to 40		1.0 U	1.0 U	1.0 U	1.0 U	1.0 U
LC34-DPT0344	6 to 10	9/16/2011	1.0 U	44	1.0	1.0 U	**4.2**
	11 to 15		1.5 U,I	**180**	3.1 I	5.0 U	**46**
	16 to 20		1.5 U,I	**250**	5.0 U	5.0 U	**24**
	23 to 27		3.0 U,I	**350**	6.5 I	10 U	**120**
	36 to 40		1.0 U	1.0 U	1.0 U	1.0 U	1.0 U
	41 to 45		1.0 U	1.0 U	1.0 U	1.0 U	1.0 U
LC34-DPT0345	6 to 10	9/16/2011	2.0 U	**72**	1.4 I	2.0 U	**18**
	11 to 15		3.0 U,I	**540**	7.6 I	10 U	**210**
	16 to 20		3.0 U,I	**370**	10 U	10 U	**32**
	23 to 27		3.0 U,I	**330**	10 U	10 U	**18**
	36 to 40		1.0 U	1.0 U	1.0 U	1.0 U	1.0 U
	41 to 45		1.0 U	1.0 U	1.0 U	1.0 U	1.0 U

Notes:

1. Bold values indicate an exceedance of the Florida Department of Environmental Protection (FDEP) Groundwater Cleanup Target Level GCTL).
2. Bold and yellow shaded values indicate an exceedance of the FDEP Natural Attenuation Default Concentration (NADC).
3. µg/L indicates micrograms per liter.
4. U indicates concentration below detection limit.
5. I indicates concentration above the detection limit, but below the reporting limit.
6. L indicates concentration exceeds calibration range.
7. J indicates concentration is estimated.

MIP/CPT PROFILES (2008)

DIRECT SENSING PATC FLORIDA 407-426-7885 CALIFORNIA 510-237-4575 ... there is a better way...	Direct Sensing Division. 2300 Silver Star Rd,Orlando FL,32804 407-427-7885 clayton.bartholomew@patc-usa.com www.precisiontecha.com	Northing: Easting: Elevation: Client: GEOSYNTEC Job Site: KSC	Date: 24/Jun/2008 Test ID: MP-001 Project: LC-34

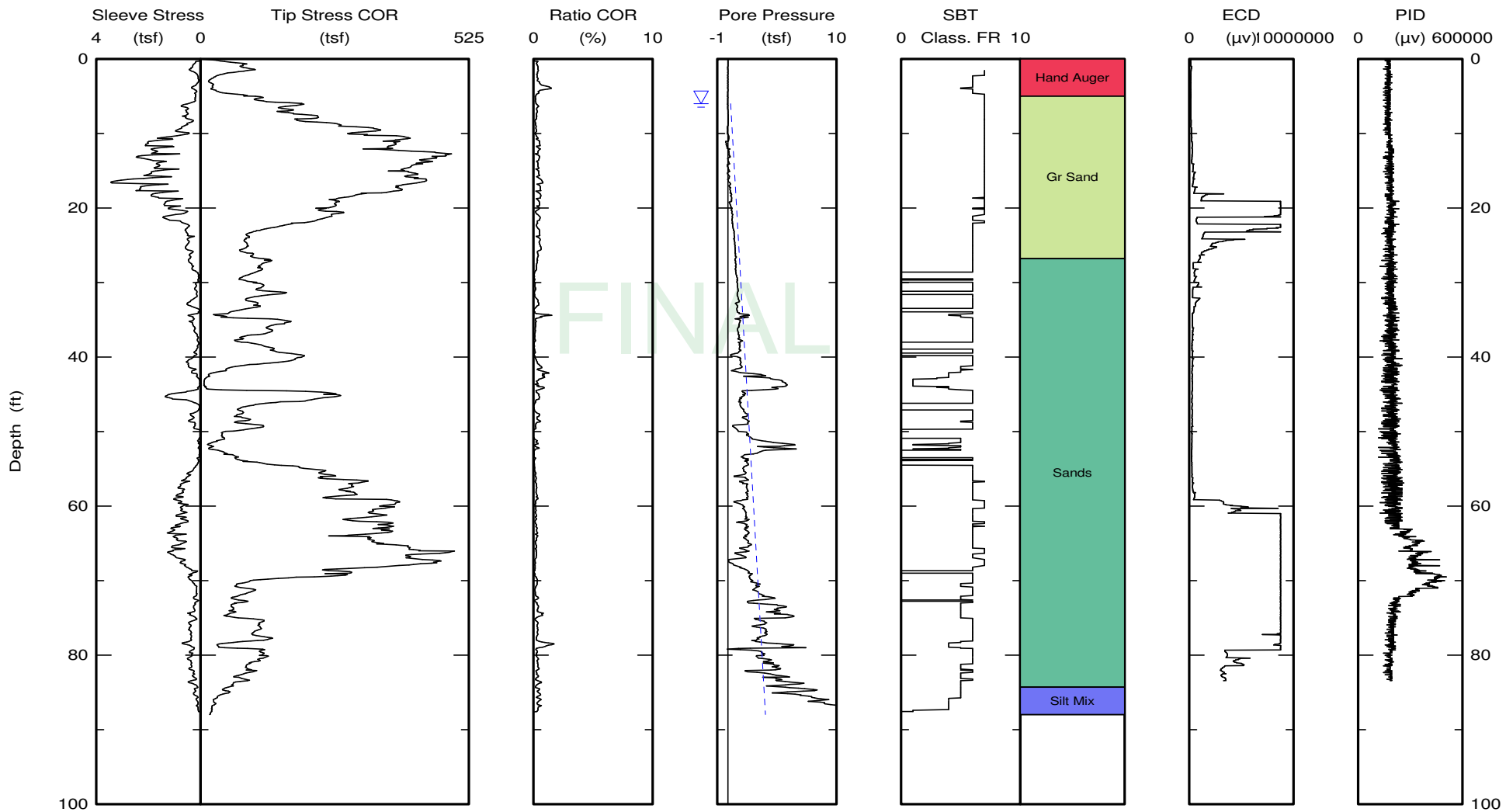

Maximum depth: 87.97 (ft)

Class FR: Friction Ratio Classification (Ref: Robertson 1990)

▽ Estimated Phreatic Surface

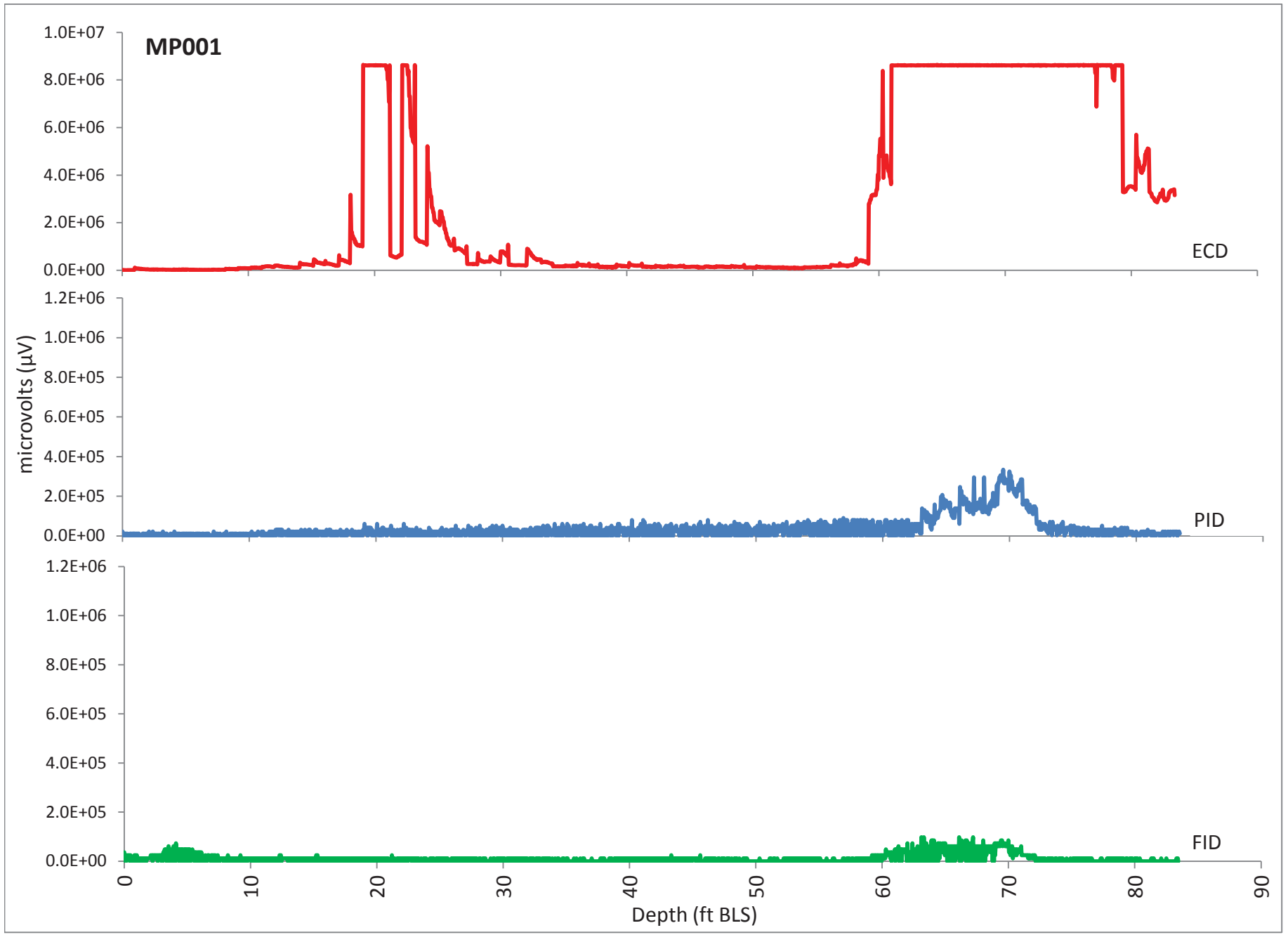
MP001
1.0E+07
8.0E+06
6.0E+06
4.0E+06
2.0E+06
0.0E+00
ECD
1.2E+06
1.0E+06
8.0E+05
6.0E+05
4.0E+05
2.0E+05
0.0E+00
microvolts (µV)
PID
1.2E+06
1.0E+06
8.0E+05
6.0E+05
4.0E+05
2.0E+05
0.0E+00
FID
0
10
20
30
40
50
60
70
80
90
Depth (ft BLS)

DIRECT SENSING PATC
FLORIDA 407-426-7885
CALIFORNIA 510-237-4575
... there is a better way...

Direct Sensing Division.
2300 Silver Star Rd,Orlando FL,32804
407-427-7885
clayton.bartholomew@patc-usa.com
www.precisiontecha.com

Northing:	Date: 24/Jun/2008
Easting:	Test ID: MP002
Elevation:	Project: LC-34
Client: GEOSYNTEC	
Job Site: KSC	



Maximum depth: 86.01 (ft)

Class FR: Friction Ratio Classification (Ref: Robertson 1990)

▽ Estimated Phreatic Surface

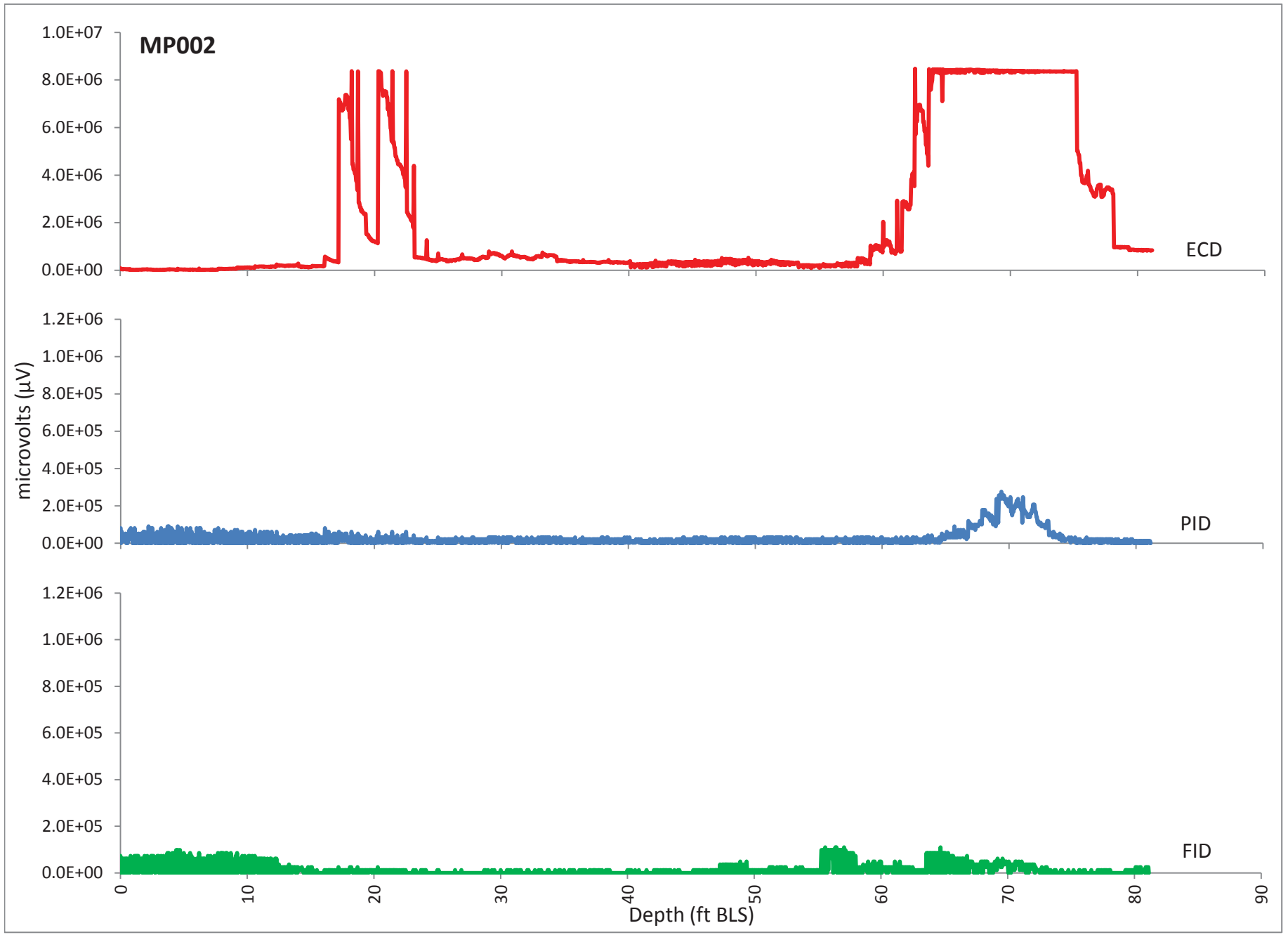
MP002
1.0E+07
8.0E+06
6.0E+06
4.0E+06
2.0E+06
0.0E+00
ECD
1.2E+06
1.0E+06
8.0E+05
6.0E+05
4.0E+05
2.0E+05
0.0E+00
PID
1.2E+06
1.0E+06
8.0E+05
6.0E+05
4.0E+05
2.0E+05
0.0E+00
FID
microvolts (µV)
0
10
20
30
40
50
60
70
80
90
Depth (ft BLS)

DIRECT SENSING PATC FLORIDA 407-426-7885 CALIFORNIA 510-237-4575 ... there is a better way...	Direct Sensing Division. 2300 Silver Star Rd,Orlando FL,32804 407-427-7885 clayton.bartholomew@patc-usa.com www.precisiontecha.com	Northing: Easting: Elevation:	Date: 26/Jun/2008 Test ID: MP-003 Project: LC-34
		Client: GEOSYNTEC Job Site: KSC	

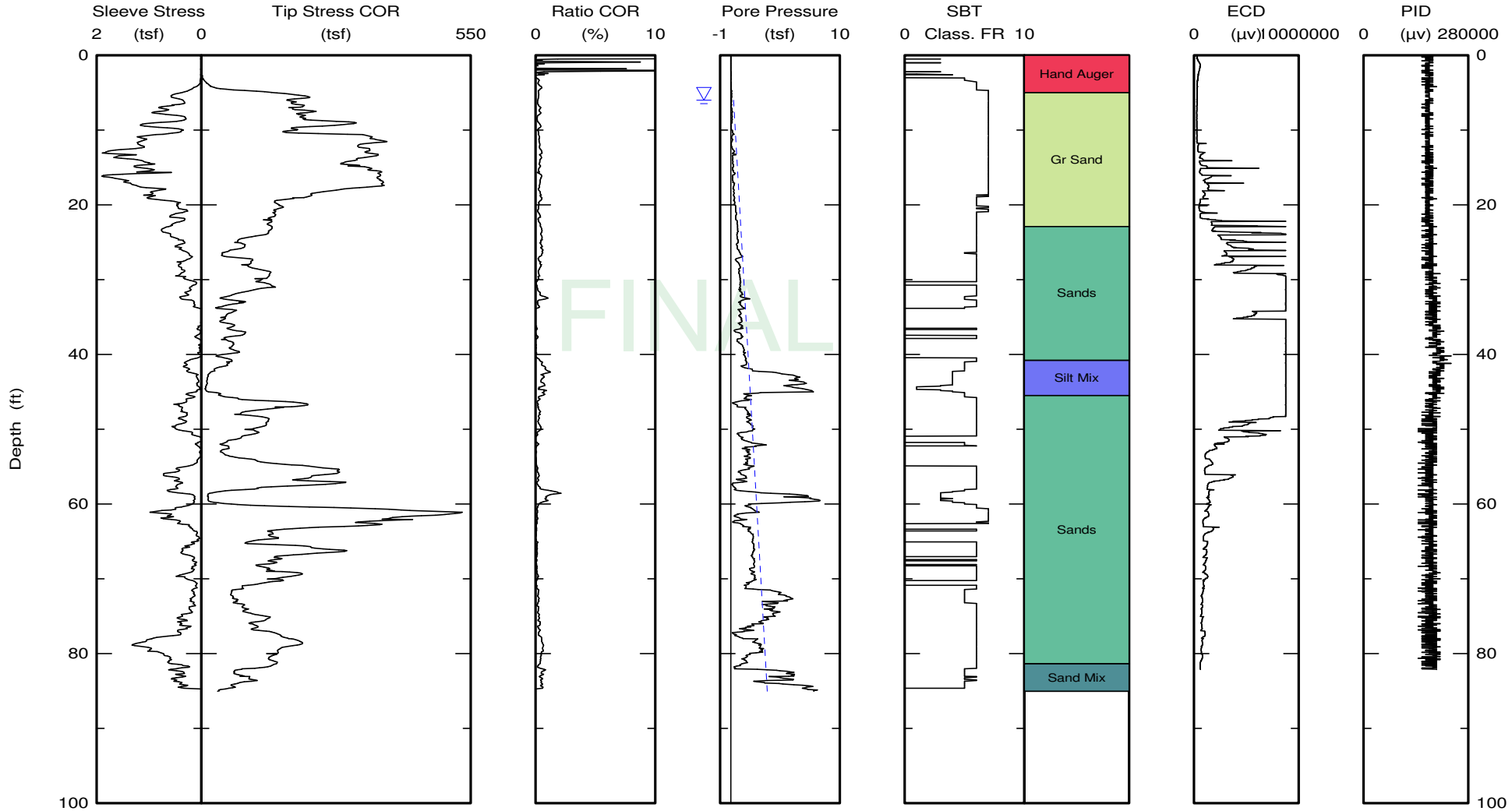

Maximum depth: 85.05 (ft)

Class FR: Friction Ratio Classification (Ref: Robertson 1990)

▽ Estimated Phreatic Surface

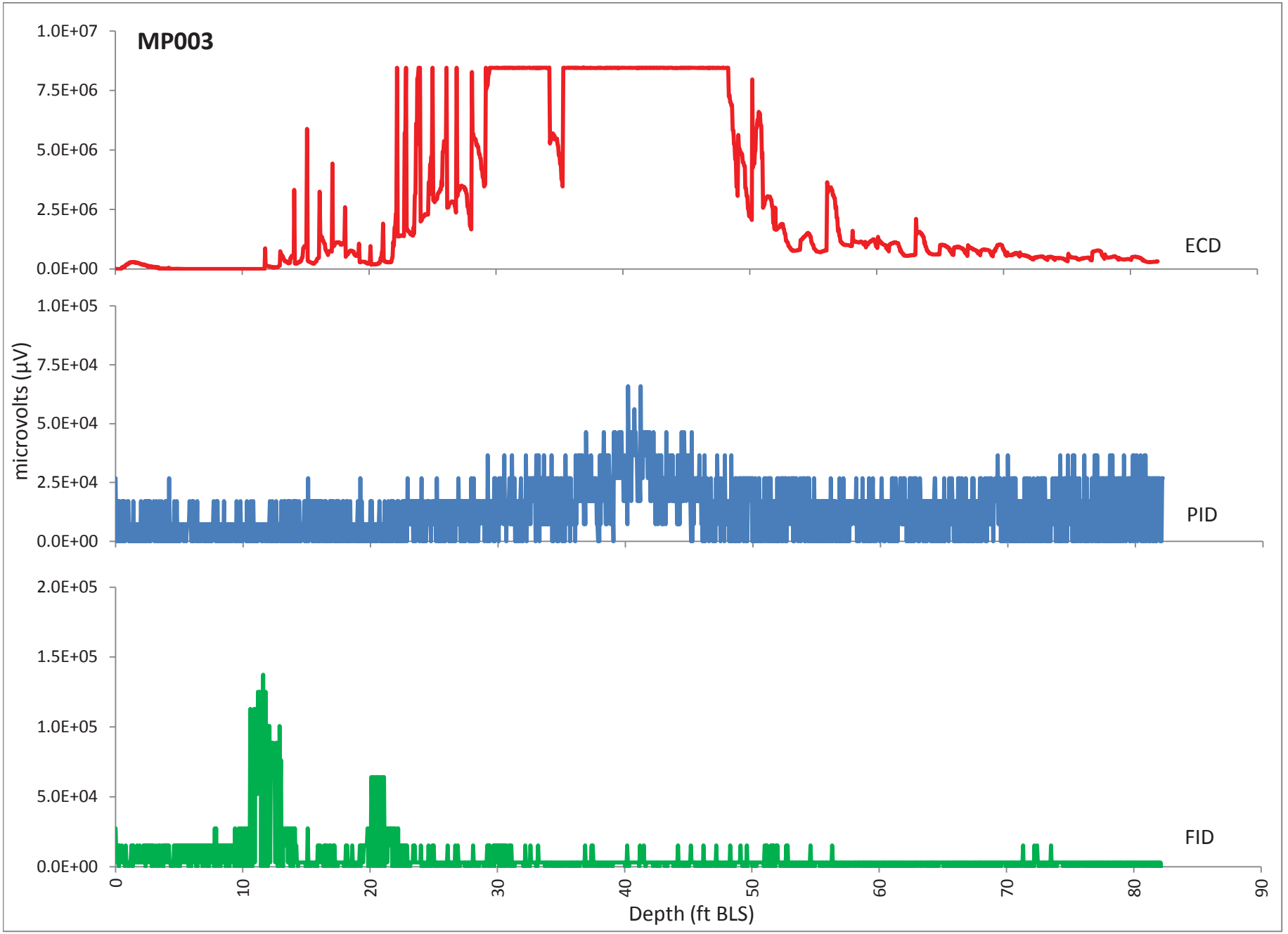
MP003
1.0E+07
7.5E+06
5.0E+06
2.5E+06
0.0E+00
ECD
1.0E+05
7.5E+04
5.0E+04
2.5E+04
0.0E+00
PID
microvolts (µV)
2.0E+05
1.5E+05
1.0E+05
5.0E+04
0.0E+00
FID
0
10
20
30
40
50
60
70
80
90
Depth (ft BLS)

DIRECT SENSING PATC FLORIDA 407-426-7885 CALIFORNIA 510-237-4575 ... there is a better way...	Direct Sensing Division. 2300 Silver Star Rd,Orlando FL,32804 407-427-7885 clayton.bartholomew@patc-usa.com www.precisiontecha.com	Northing: Easting: Elevation: Client: GEOSYNTEC Job Site: KSC	Date: 26/Jun/2008 Test ID: MP-004 Project: LC-34

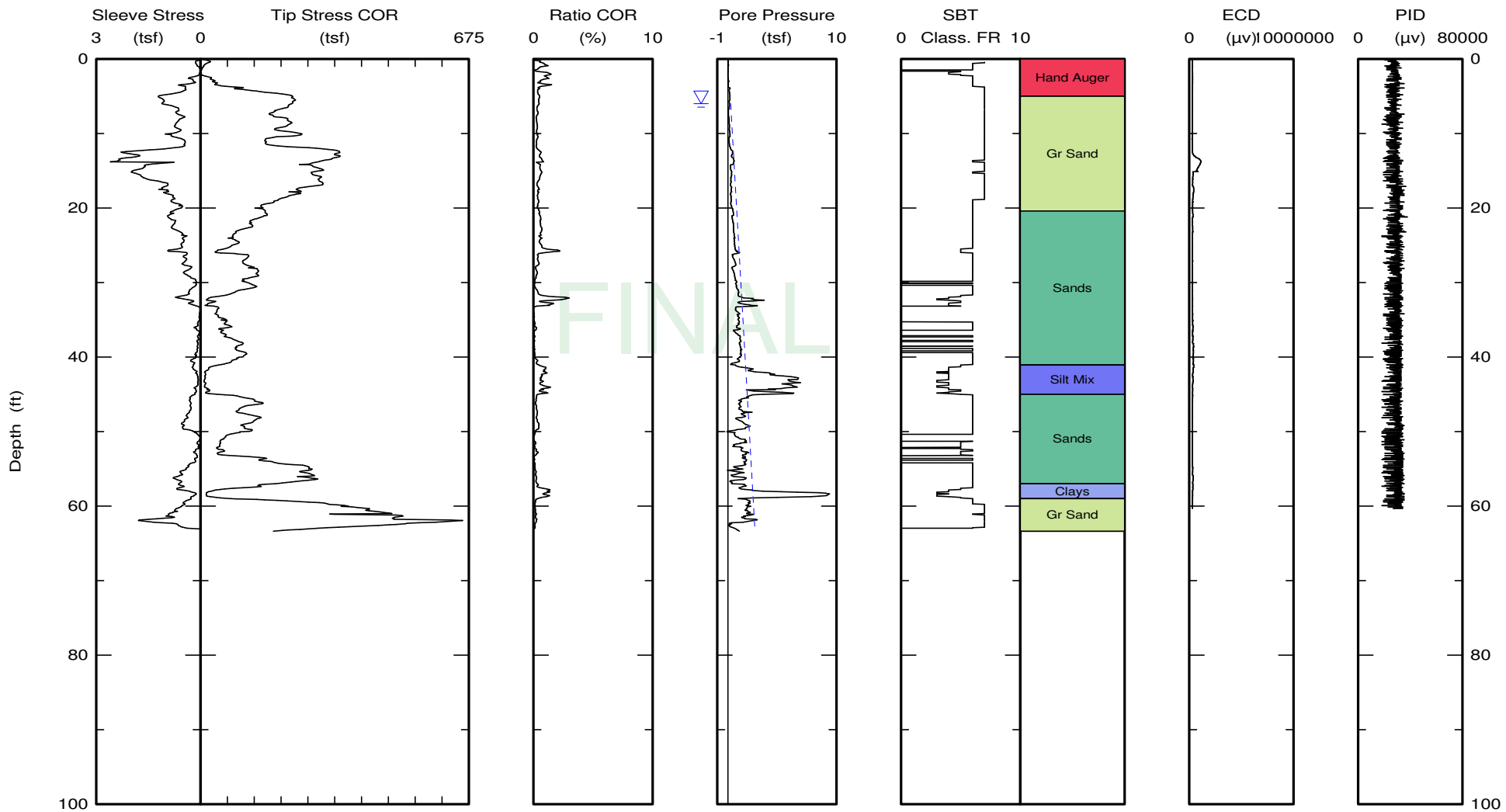

Maximum depth: 63.37 (ft)

Class FR: Friction Ratio Classification (Ref: Robertson 1990)

▽ Estimated Phreatic Surface


MP004
1.0E+07
7.5E+06
5.0E+06
2.5E+06
0.0E+00
ECD
1.0E+05
7.5E+04
5.0E+04
2.5E+04
0.0E+00
PID
2.0E+05
1.5E+05
1.0E+05
5.0E+04
0.0E+00
FID
microvolts (µV)
0
10
20
30
40
50
60
70
Depth (ft BLS)

DIRECT SENSING PATC FLORIDA 407-426-7885 CALIFORNIA 510-237-4575 ... there is a better way...	Direct Sensing Division. 2300 Silver Star Rd,Orlando FL,32804 407-427-7885 clayton.bartholomew@patc-usa.com www.precisiontecha.com	Northing: Easting: Elevation: Client: GEOSYNTEC Job Site: KSC	Date: 26/Jun/2008 Test ID: MP-005 Project: LC-34

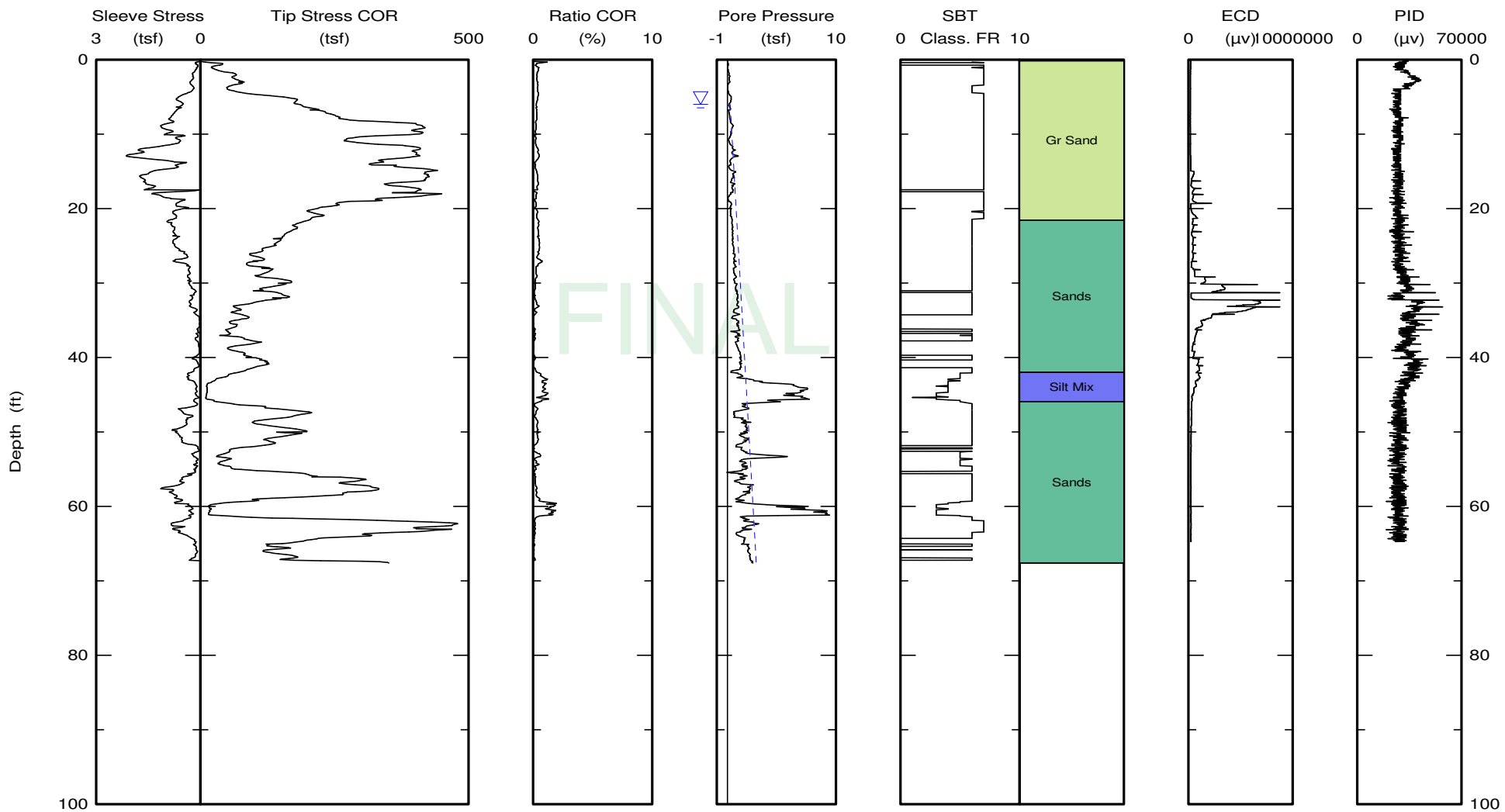

Maximum depth: 67.61 (ft)

Class FR: Friction Ratio Classification (Ref: Robertson 1990)

▽ Estimated Phreatic Surface

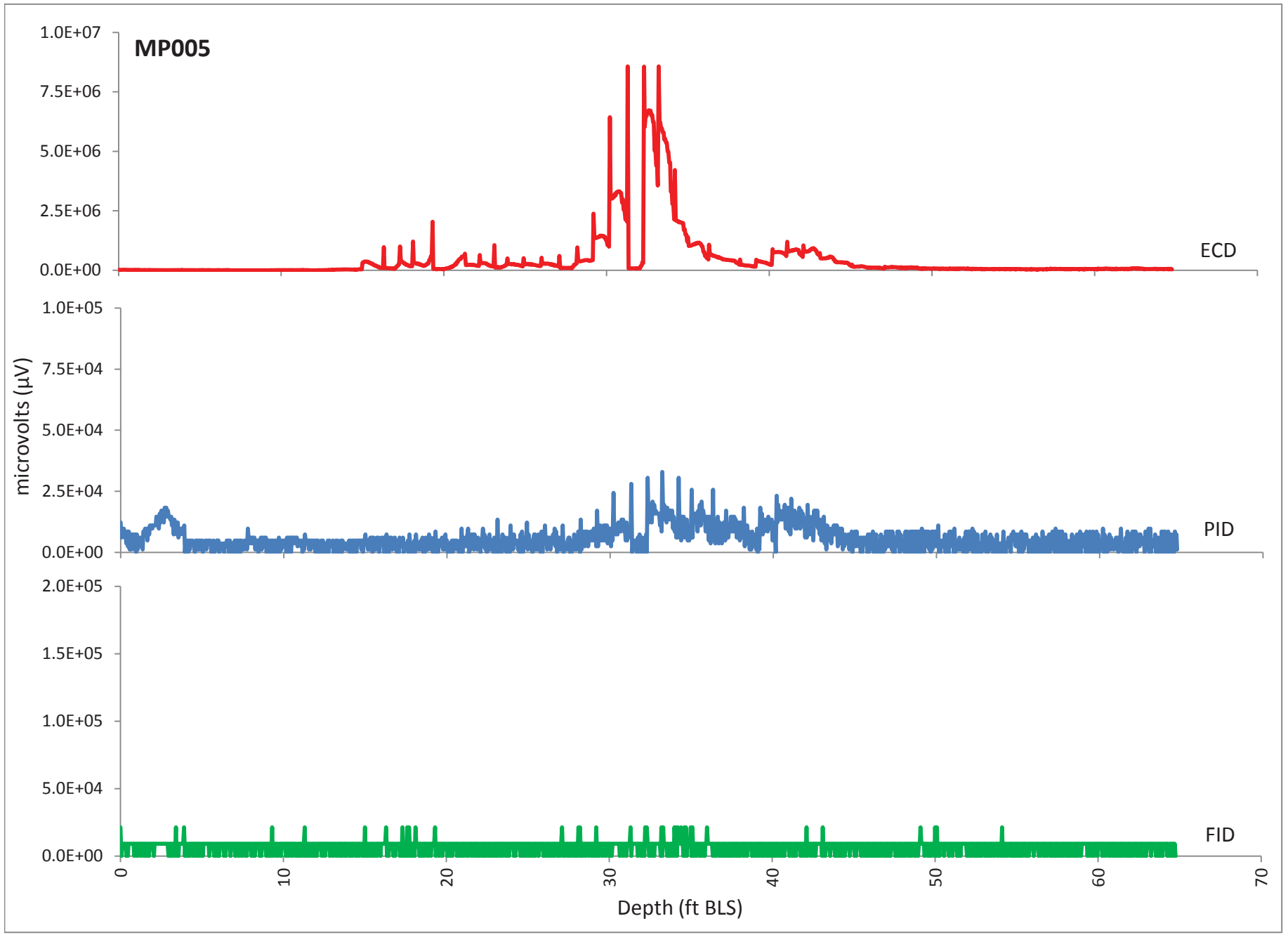
MP005
1.0E+07
7.5E+06
5.0E+06
2.5E+06
0.0E+00
ECD
1.0E+05
7.5E+04
5.0E+04
2.5E+04
0.0E+00
PID
microvolts (µV)
2.0E+05
1.5E+05
1.0E+05
5.0E+04
0.0E+00
FID
0
10
20
30
40
50
60
70
Depth (ft BLS)

DIRECT SENSING PATC FLORIDA 407-426-7885 CALIFORNIA 510-237-4575 ... there is a better way...	Direct Sensing Division. 2300 Silver Star Rd,Orlando FL,32804 407-427-7885 clayton.bartholomew@patc-usa.com www.precisiontecha.com	Northing: Easting: Elevation: Client: GEOSYNTEC Job Site: KSC	Date: 27/Jun/2008 Test ID: MP-006 Project: LC-34

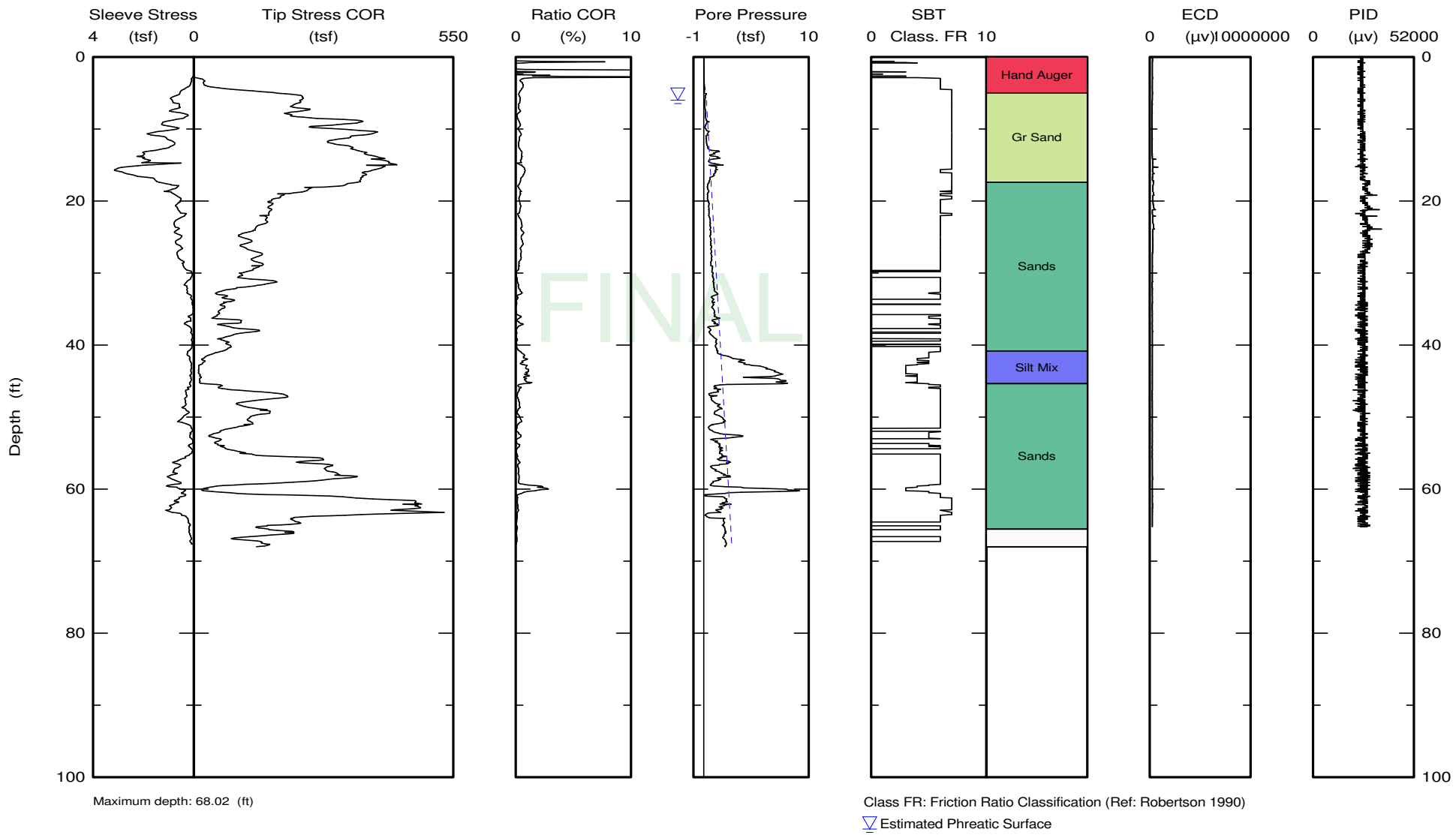

Maximum depth: 68.02 (ft)

Class FR: Friction Ratio Classification (Ref: Robertson 1990)

▽ Estimated Phreatic Surface

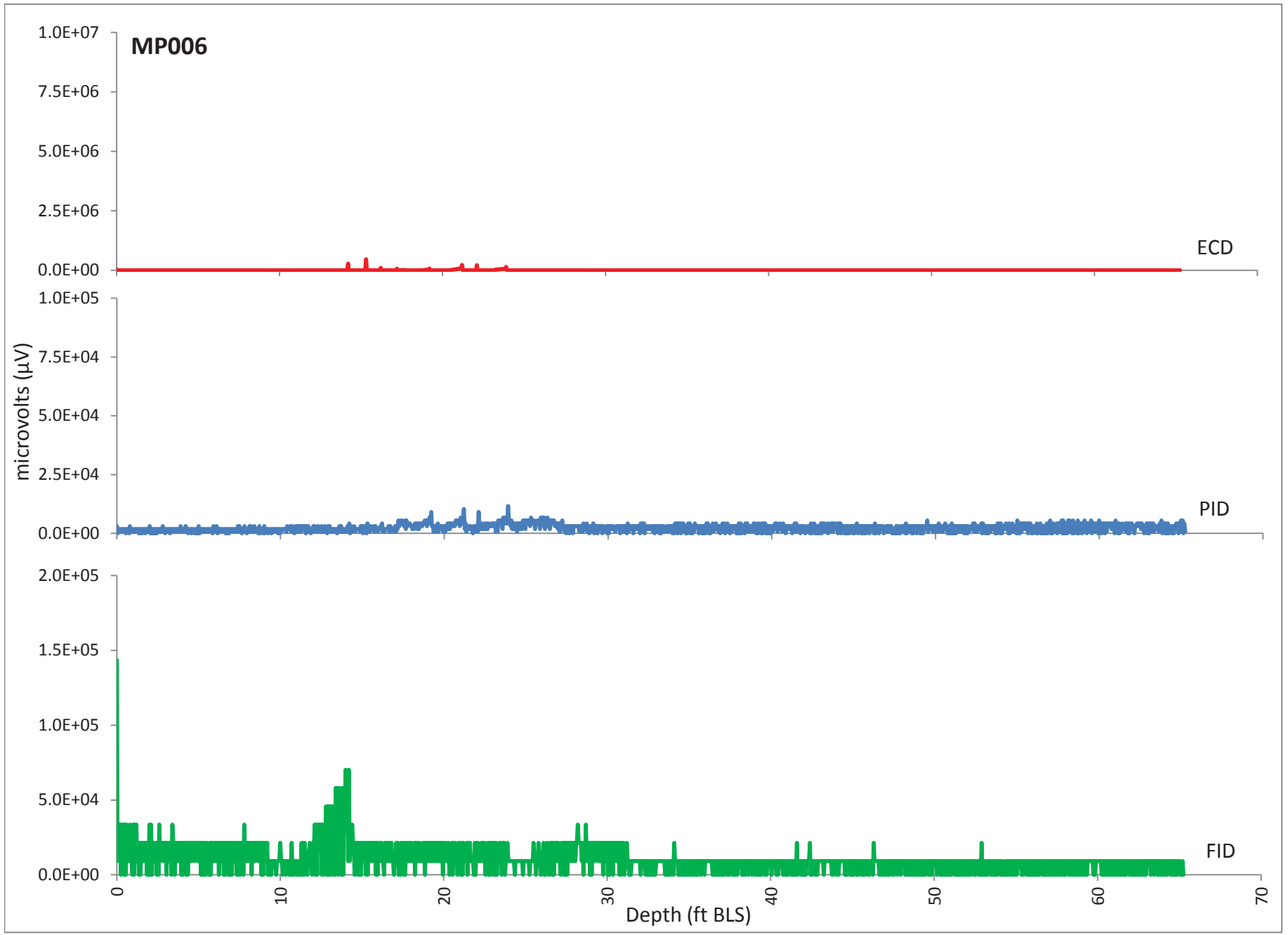
MP006
1.0E+07
7.5E+06
5.0E+06
2.5E+06
0.0E+00
ECD
1.0E+05
7.5E+04
5.0E+04
2.5E+04
0.0E+00
PID
microvolts (µV)
2.0E+05
1.5E+05
1.0E+05
5.0E+04
0.0E+00
FID
0
10
20
30
40
50
60
70
Depth (ft BLS)

DIRECT SENSING PATC FLORIDA 407-426-7885 CALIFORNIA 510-237-4575 ... there is a better way...	Direct Sensing Division. 2300 Silver Star Rd,Orlando FL,32804 407-427-7885 clayton.bartholomew@patc-usa.com www.precisiontecha.com	Northing: Easting: Elevation: Client: GEOSYNTEC Job Site: KSC	Date: 27/Jun/2008 Test ID: MP007 Project: LC-34

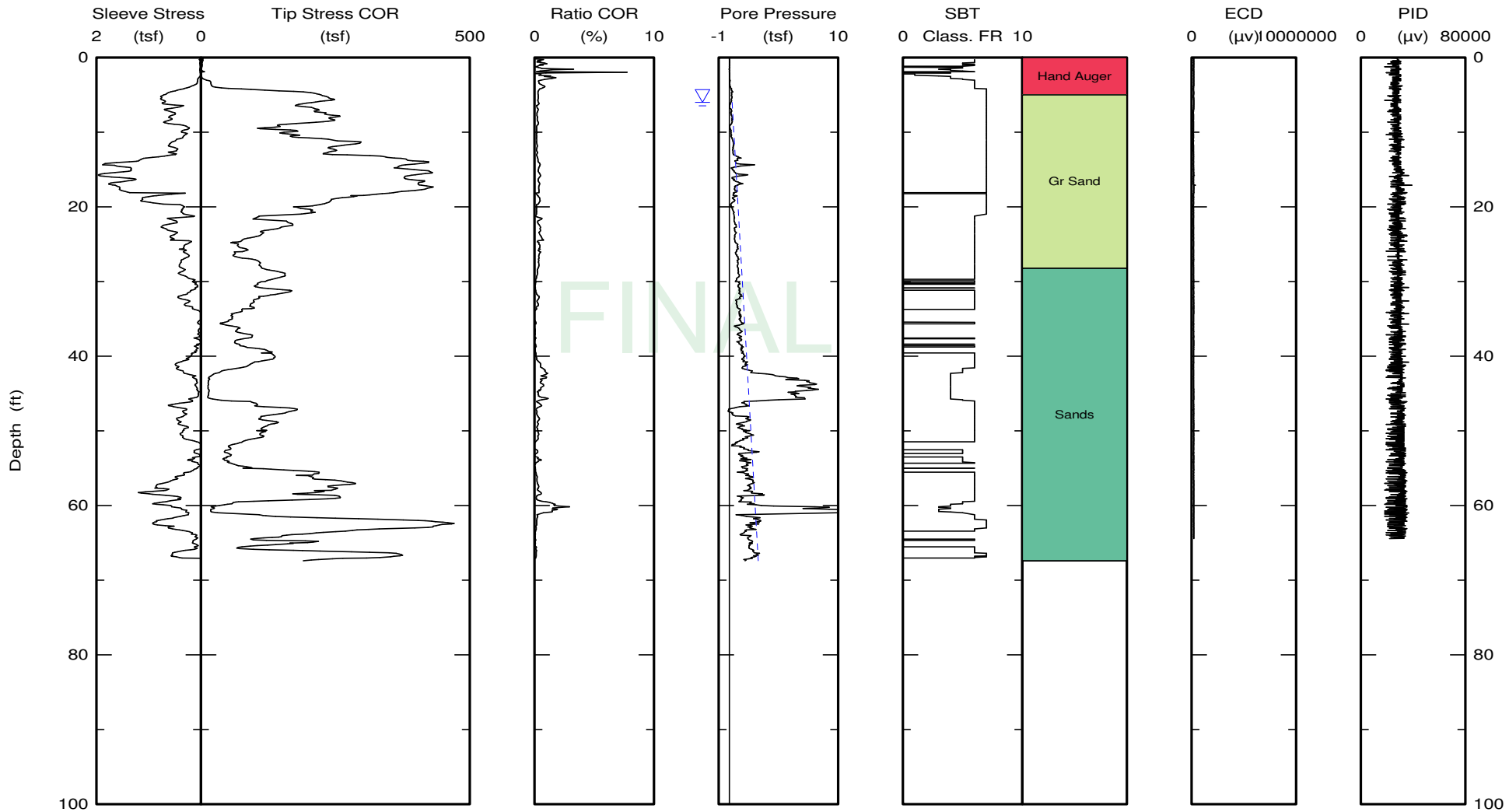

Maximum depth: 67.40 (ft)

Class FR: Friction Ratio Classification (Ref: Robertson 1990)

▽ Estimated Phreatic Surface

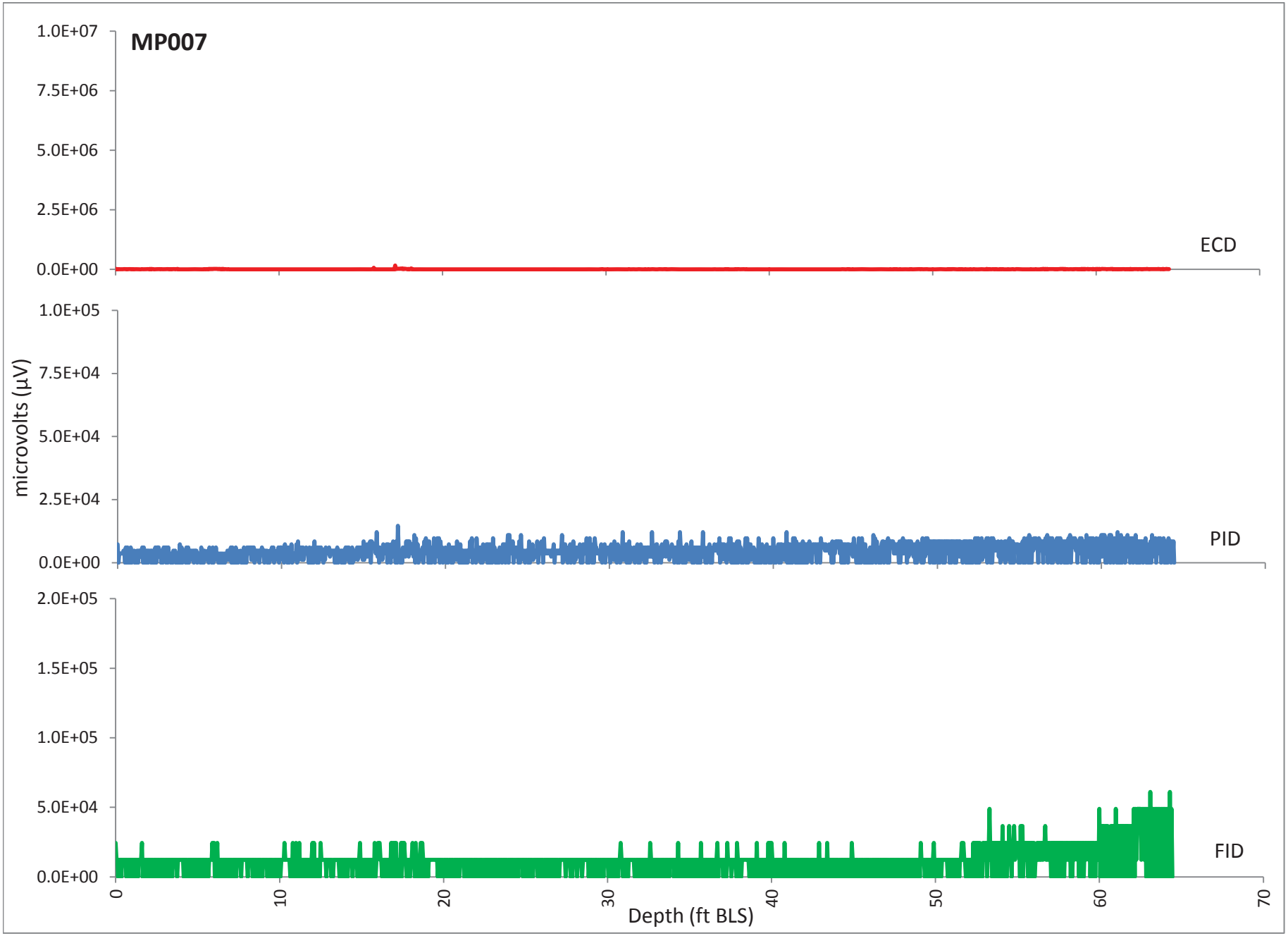
MP007
1.0E+07
7.5E+06
5.0E+06
2.5E+06
0.0E+00
ECD
1.0E+05
7.5E+04
5.0E+04
2.5E+04
0.0E+00
PID
microvolts (µV)
2.0E+05
1.5E+05
1.0E+05
5.0E+04
0.0E+00
FID
0
10
20
30
40
50
60
70
Depth (ft BLS)

DIRECT SENSING PATC
FLORIDA 407-426-7885
CALIFORNIA 510-237-4575
... there is a better way...

Direct Sensing Division.
2300 Silver Star Rd,Orlando FL,32804
407-427-7885
clayton.bartholomew@patc-usa.com
www.precisiontecha.com

Northing:
Easting:
Elevation:

Date: 27/Jun/2008
Test ID: MP008
Project: LC-34

Client: GEOSYNTEC
Job Site: KSC

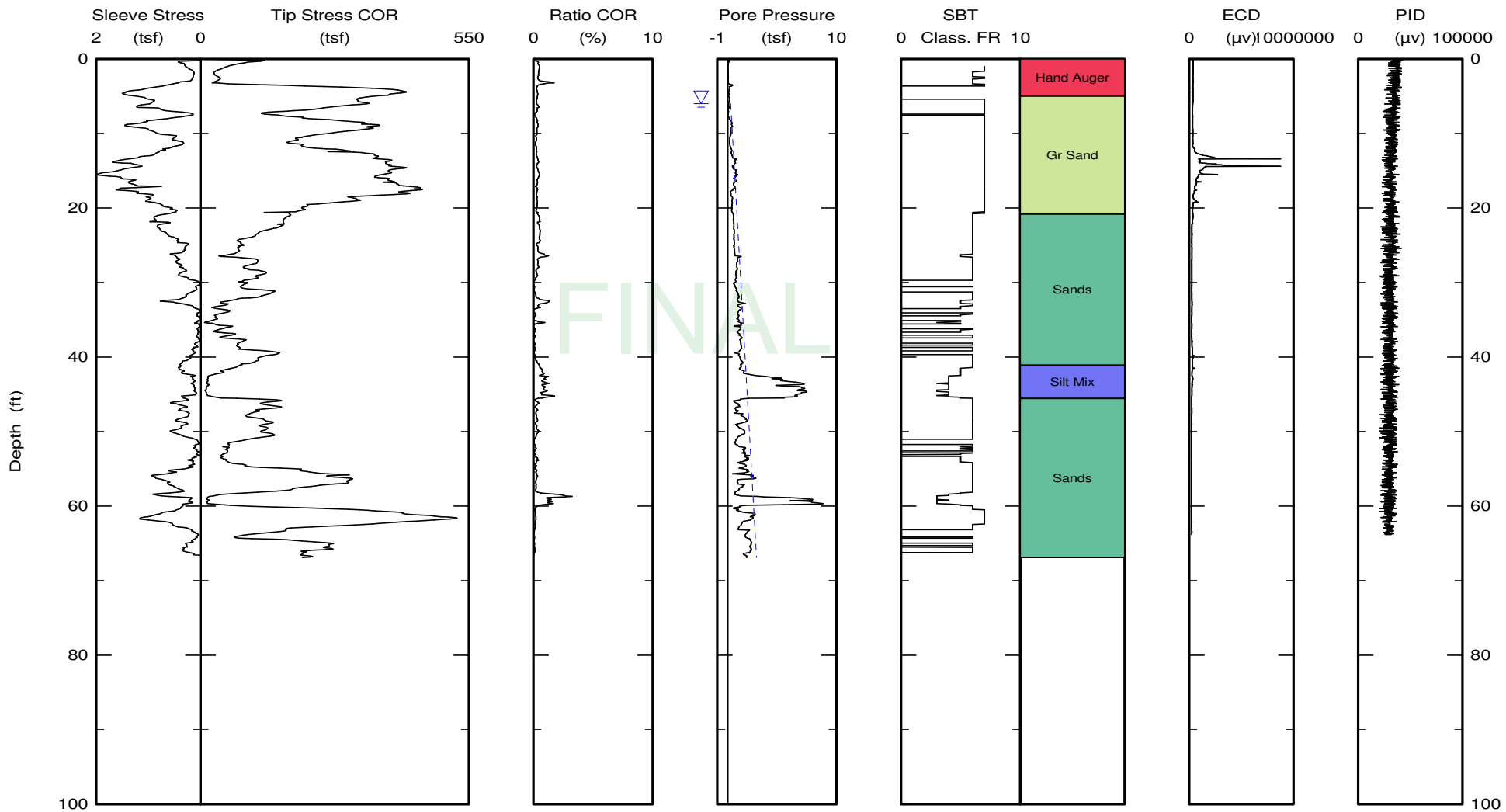

Maximum depth: 66.91 (ft)

Class FR: Friction Ratio Classification (Ref: Robertson 1990)

▽ Estimated Phreatic Surface

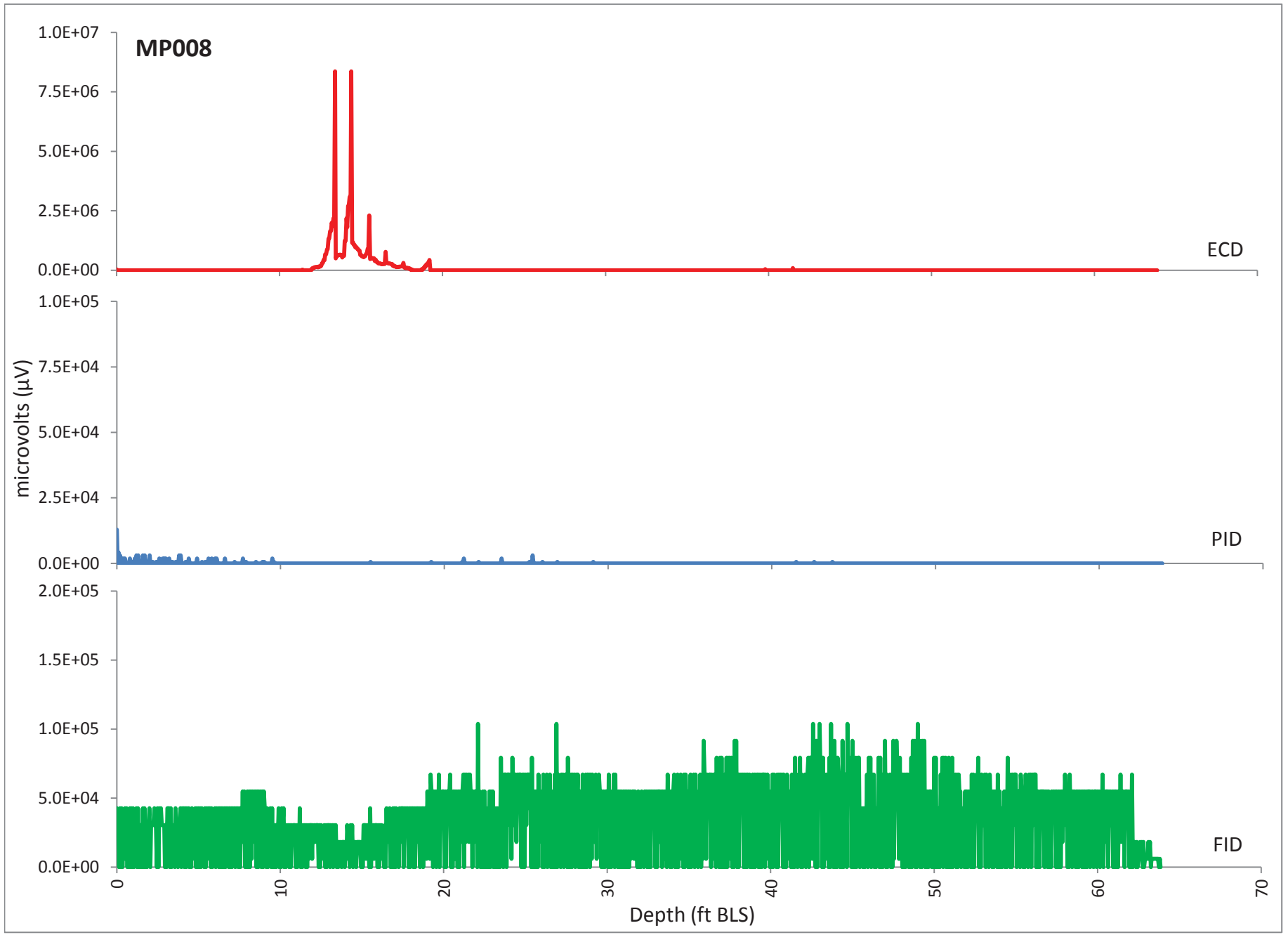
MP008
1.0E+07
7.5E+06
5.0E+06
2.5E+06
0.0E+00
ECD
1.0E+05
7.5E+04
5.0E+04
2.5E+04
0.0E+00
PID
microvolts (µV)
2.0E+05
1.5E+05
1.0E+05
5.0E+04
0.0E+00
FID
0
10
20
30
40
50
60
70
Depth (ft BLS)

DIRECT SENSING PATC FLORIDA 407-426-7885 CALIFORNIA 510-237-4575 ... there is a better way...	Direct Sensing Division. 2300 Silver Star Rd,Orlando FL,32804 407-427-7885 clayton.bartholomew@patc-usa.com www.precisiontecha.com	Northing: Easting: Elevation: Client: GEOSYNTEC Job Site: KSC	Date: 30/Jun/2008 Test ID: MP-009 Project: LC-34

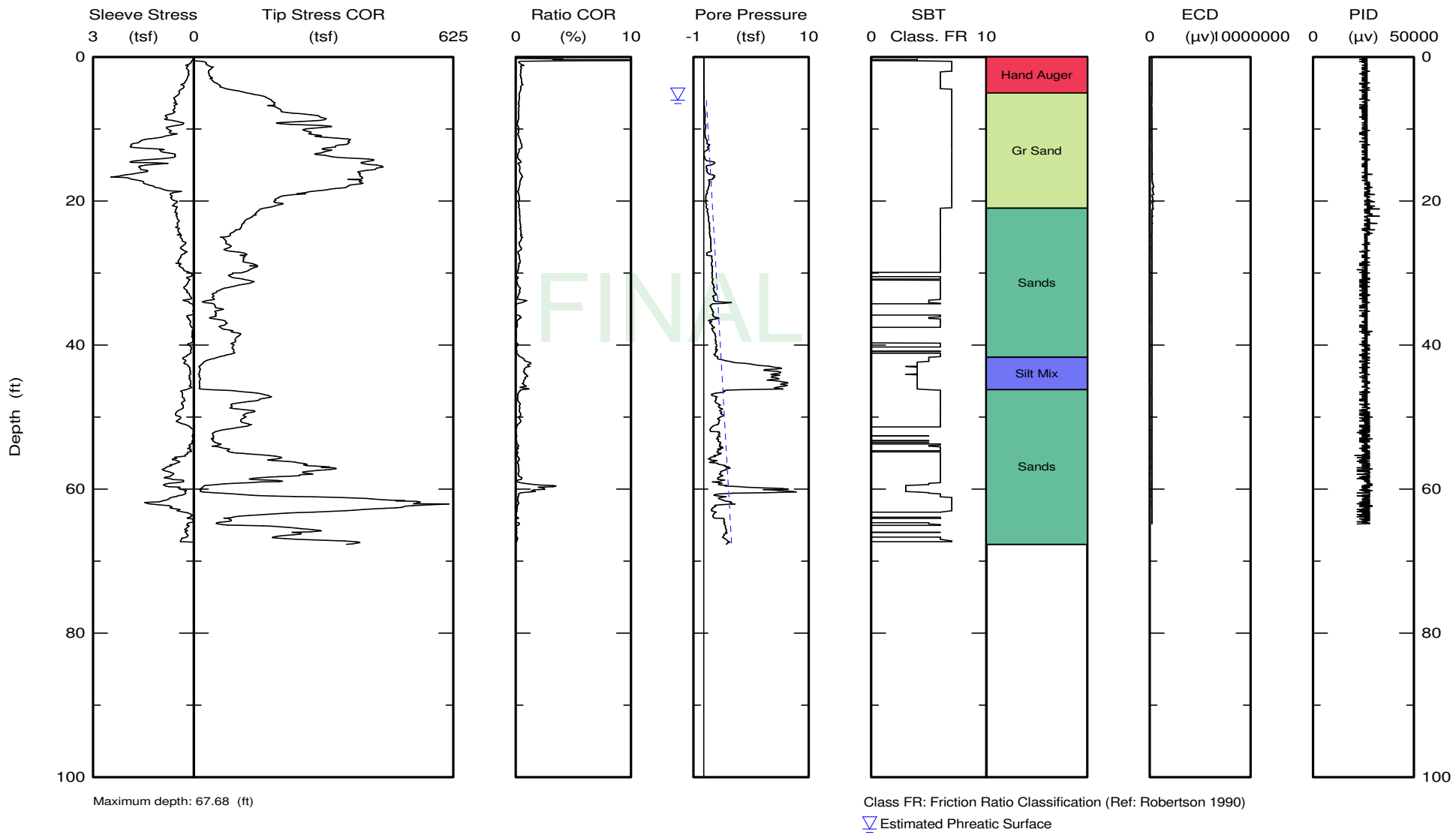

Maximum depth: 67.68 (ft)

Class FR: Friction Ratio Classification (Ref: Robertson 1990)

▽ Estimated Phreatic Surface

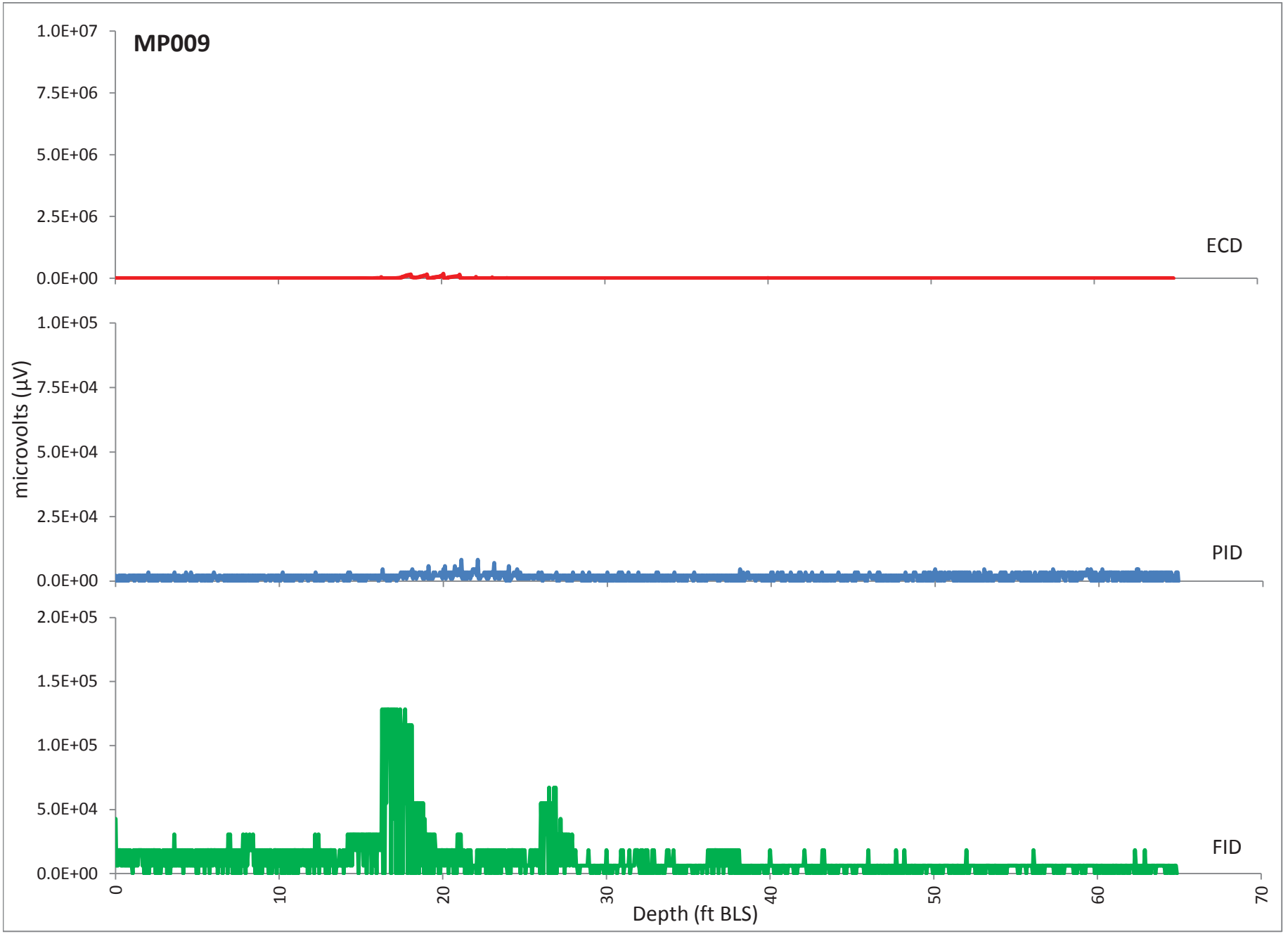
MP009
1.0E+07
7.5E+06
5.0E+06
2.5E+06
0.0E+00
ECD
1.0E+05
7.5E+04
5.0E+04
2.5E+04
0.0E+00
PID
microvolts (µV)
2.0E+05
1.5E+05
1.0E+05
5.0E+04
0.0E+00
FID
0
10
20
30
40
50
60
70
Depth (ft BLS)

DIRECT SENSING PATC FLORIDA 407-426-7885 CALIFORNIA 510-237-4575 ... there is a better way...	Direct Sensing Division. 2300 Silver Star Rd,Orlando FL,32804 407-427-7885 clayton.bartholomew@patc-usa.com www.precisiontecha.com	Northing: Easting: Elevation: Client: GEOSYNTEC Job Site: KSC	Date: 30/Jun/2008 Test ID: MP-010 Project: LC-34

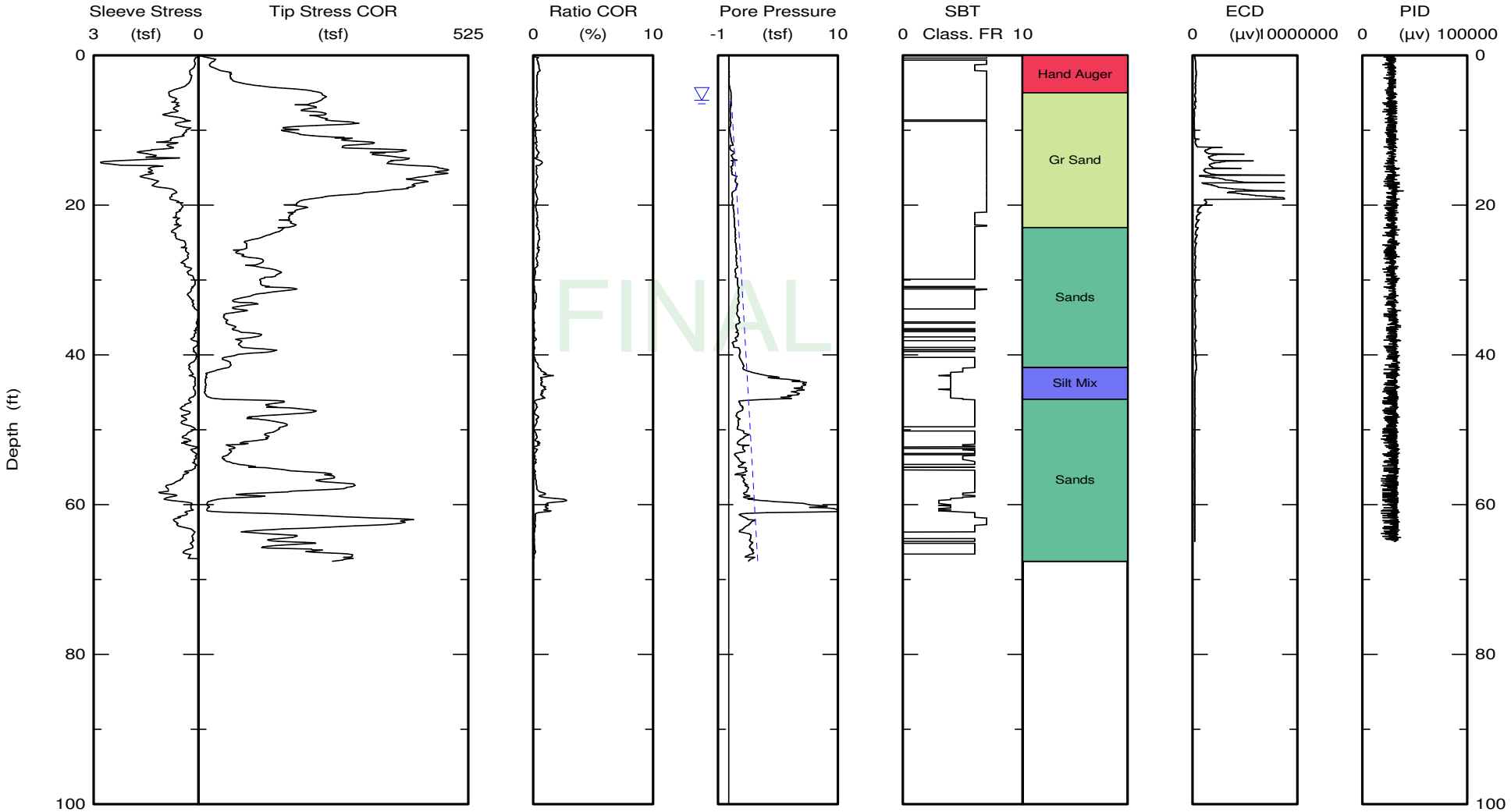

Maximum depth: 67.57 (ft)

Class FR: Friction Ratio Classification (Ref: Robertson 1990)

▽ Estimated Phreatic Surface

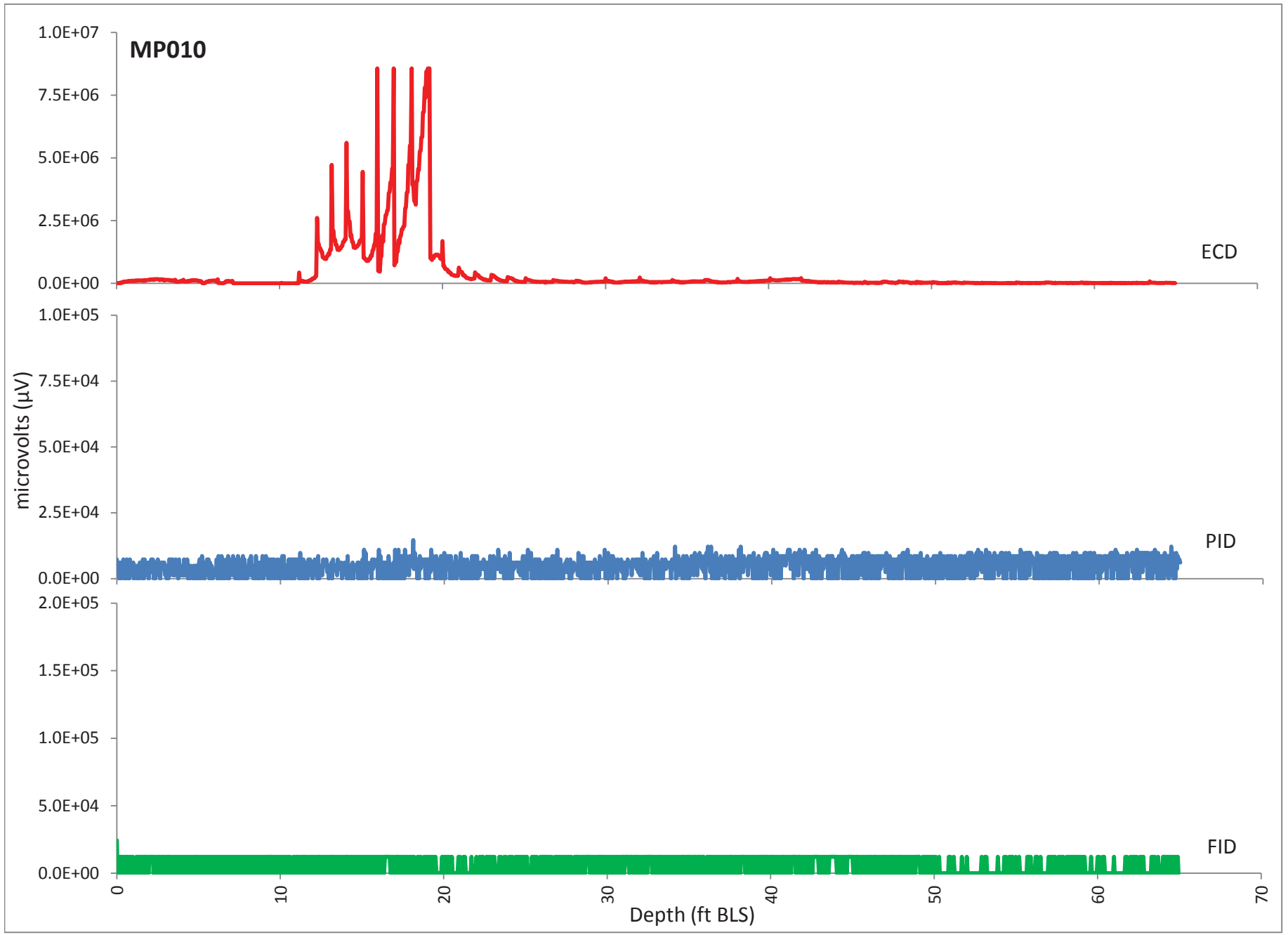
MP010
1.0E+07
7.5E+06
5.0E+06
2.5E+06
0.0E+00
ECD
1.0E+05
7.5E+04
5.0E+04
2.5E+04
0.0E+00
PID
microvolts (µV)
2.0E+05
1.5E+05
1.0E+05
5.0E+04
0.0E+00
FID
0
10
20
30
40
50
60
70
Depth (ft BLS)

DIRECT SENSING PATC FLORIDA 407-426-7885 CALIFORNIA 510-237-4575 ... there is a better way...	Direct Sensing Division. 2300 Silver Star Rd,Orlando FL,32804 407-427-7885 clayton.bartholomew@patc-usa.com www.precisiontecha.com	Northing: Easting: Elevation: Client: GEOSYNTEC Job Site: KSC	Date: 30/Jun/2008 Test ID: MP-011 Project: LC-34

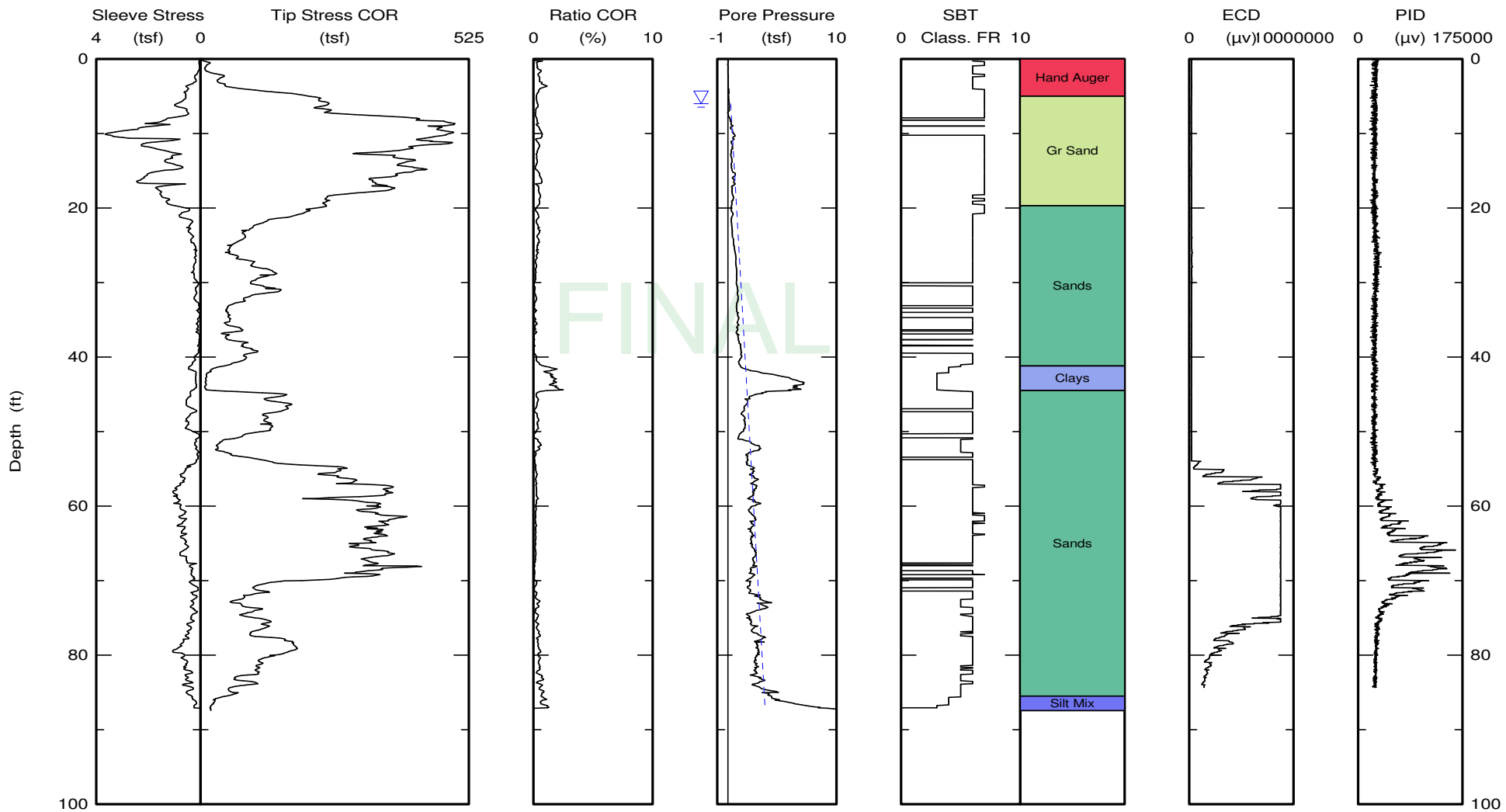

Maximum depth: 87.46 (ft)

Class FR: Friction Ratio Classification (Ref: Robertson 1990)

▽ Estimated Phreatic Surface

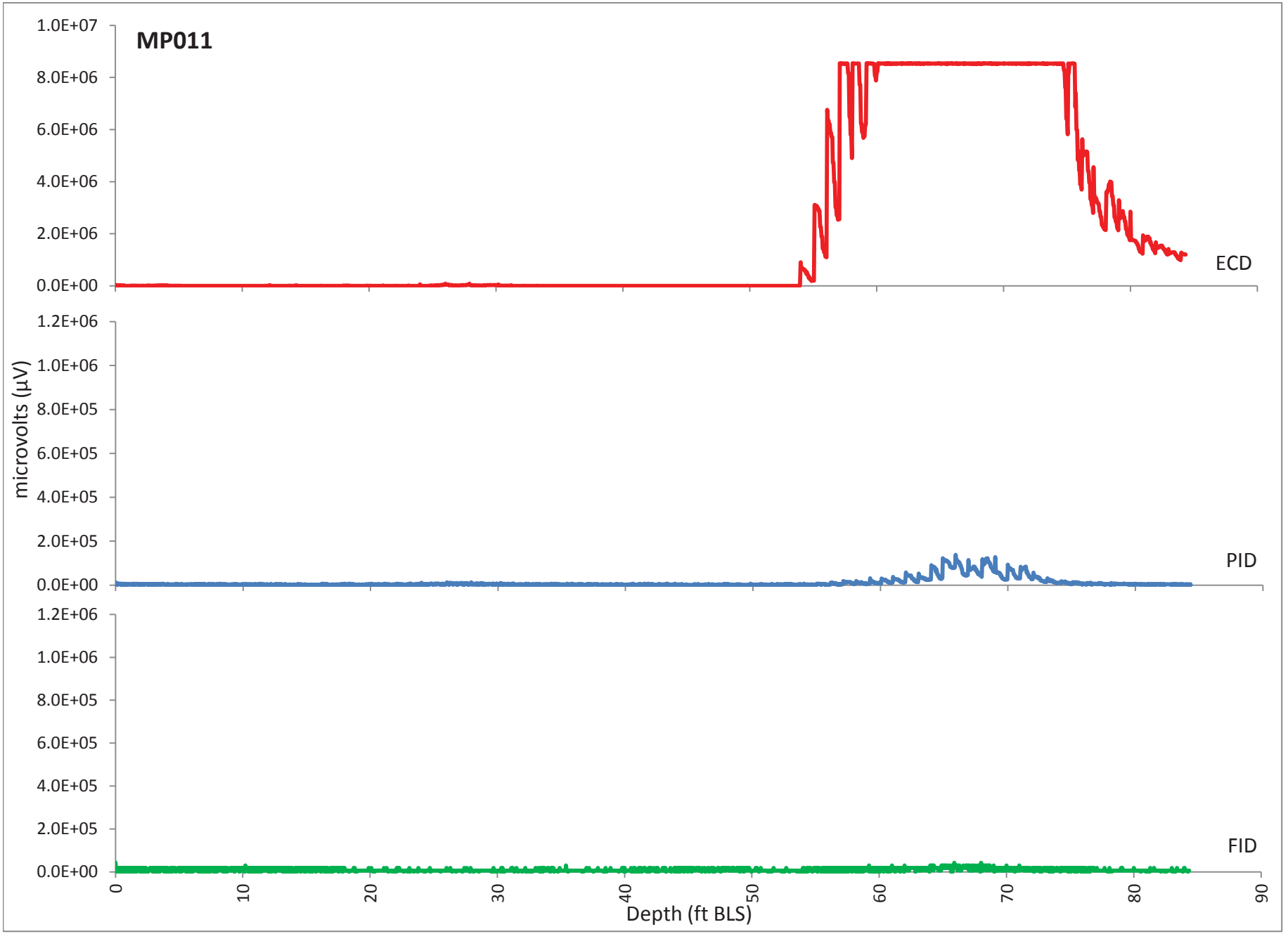
MP011
1.0E+07
8.0E+06
6.0E+06
4.0E+06
2.0E+06
0.0E+00
ECD
1.2E+06
1.0E+06
8.0E+05
6.0E+05
4.0E+05
2.0E+05
0.0E+00
PID
1.2E+06
1.0E+06
8.0E+05
6.0E+05
4.0E+05
2.0E+05
0.0E+00
FID
microvolts (µV)
0
10
20
30
40
50
60
70
80
90
Depth (ft BLS)

DIRECT SENSING PATC FLORIDA 407-426-7885 CALIFORNIA 510-237-4575 ... there is a better way...	Direct Sensing Division. 2300 Silver Star Rd,Orlando FL,32804 407-427-7885 clayton.bartholomew@patc-usa.com www.precisiontecha.com	Northing: Easting: Elevation: Client: GEOSYNTEC Job Site: KSC	Date: 30/Jun/2008 Test ID: MP-012 Project: LC-34

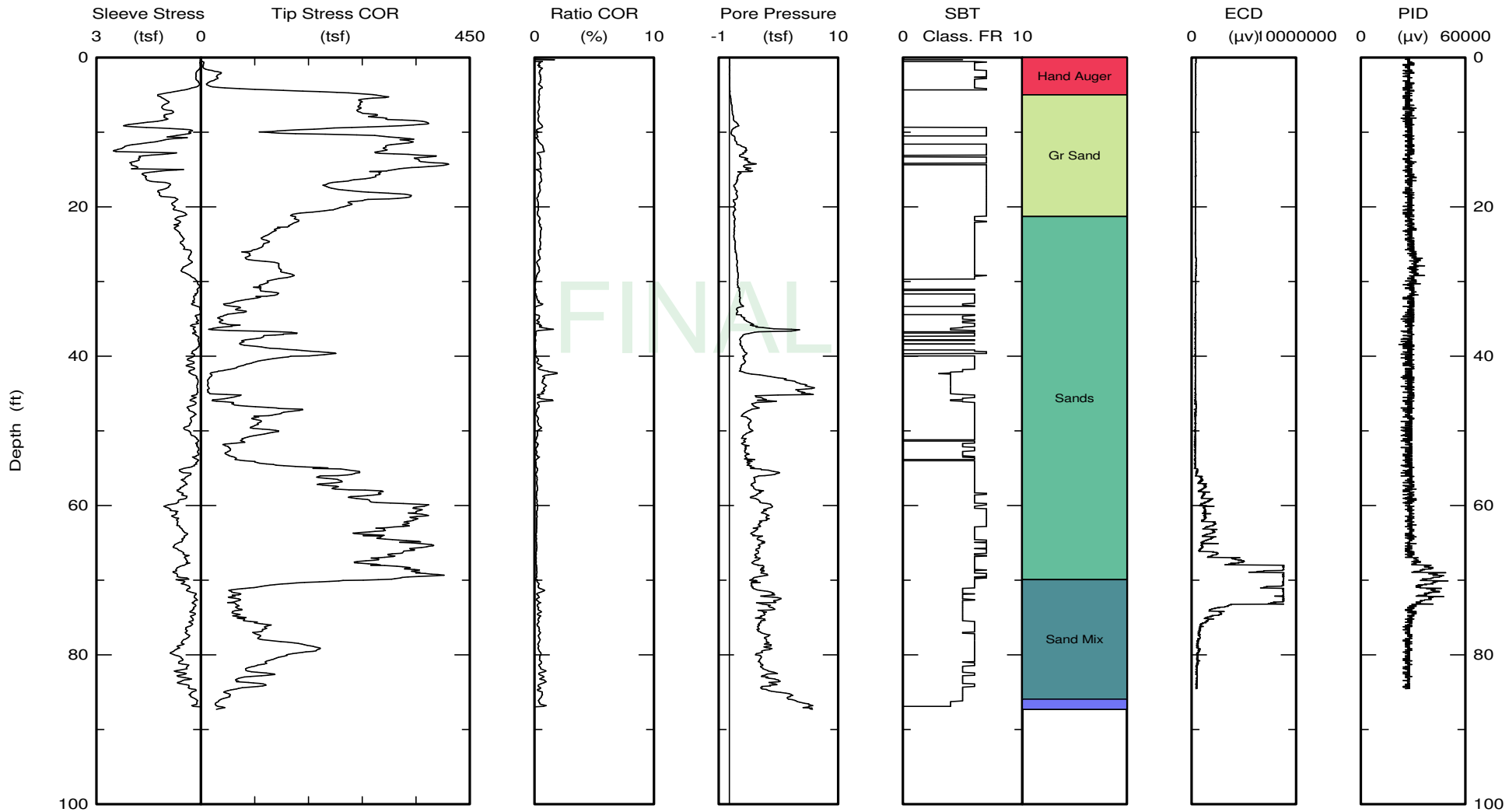

Maximum depth: 87.31 (ft)

Class FR: Friction Ratio Classification (Ref: Robertson 1990)

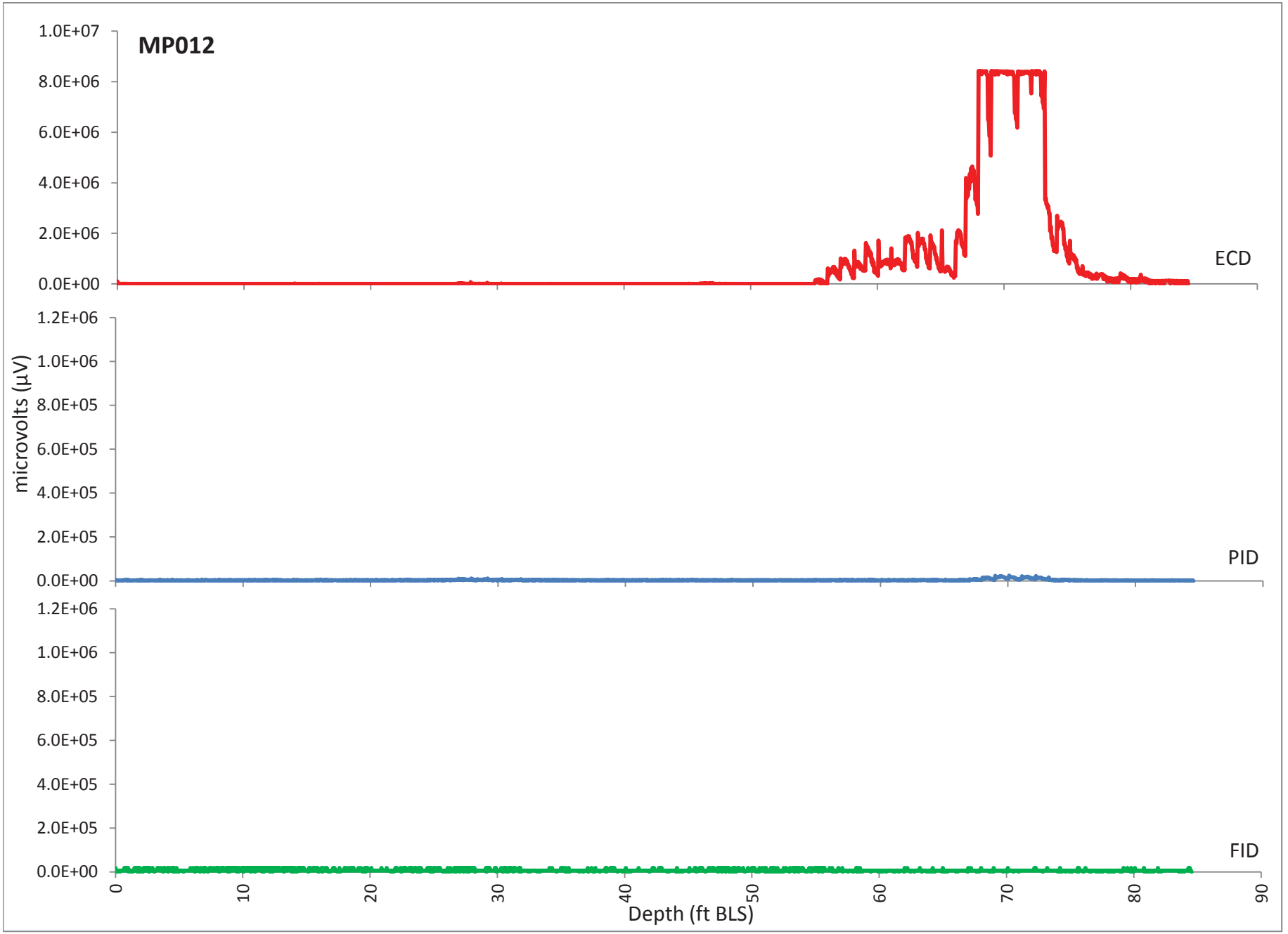
MP012
1.0E+07
8.0E+06
6.0E+06
4.0E+06
2.0E+06
0.0E+00
ECD
1.2E+06
1.0E+06
8.0E+05
6.0E+05
4.0E+05
2.0E+05
0.0E+00
PID
microvolts (µV)
1.2E+06
1.0E+06
8.0E+05
6.0E+05
4.0E+05
2.0E+05
0.0E+00
FID
0
10
20
30
40
50
60
70
80
90
Depth (ft BLS)

DIRECT SENSING PATC FLORIDA 407-426-7885 CALIFORNIA 510-237-4575 ... there is a better way...	Direct Sensing Division. 2300 Silver Star Rd,Orlando FL,32804 407-427-7885 clayton.bartholomew@patc-usa.com www.precisiontecha.com	Northing: Easting: Elevation: Client: GEOSYNTEC Job Site: KSC	Date: 01/Jul/2008 Test ID: MP13A1 Project: LC-34

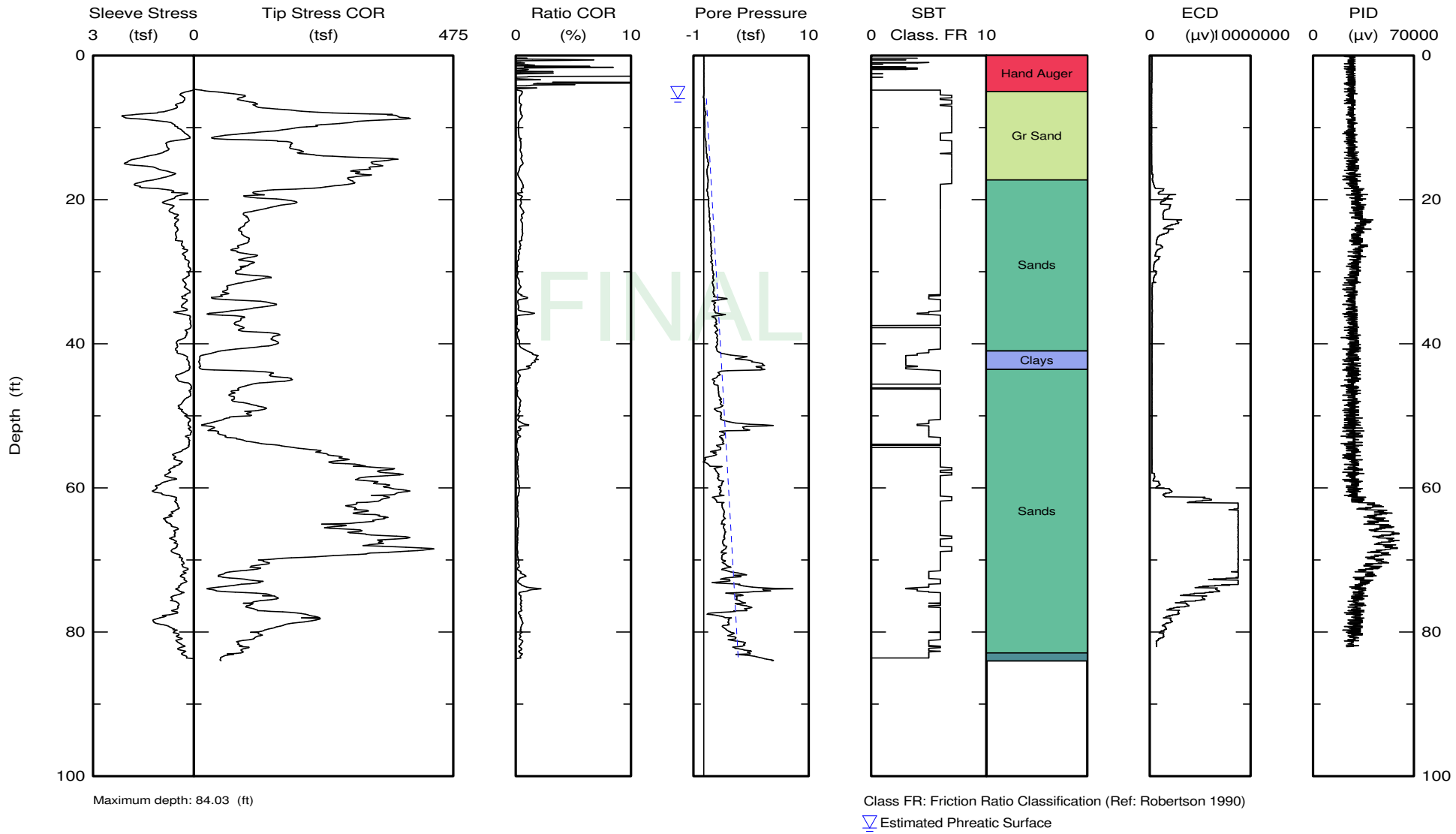

Maximum depth: 84.03 (ft)

Class FR: Friction Ratio Classification (Ref: Robertson 1990)

▽ Estimated Phreatic Surface

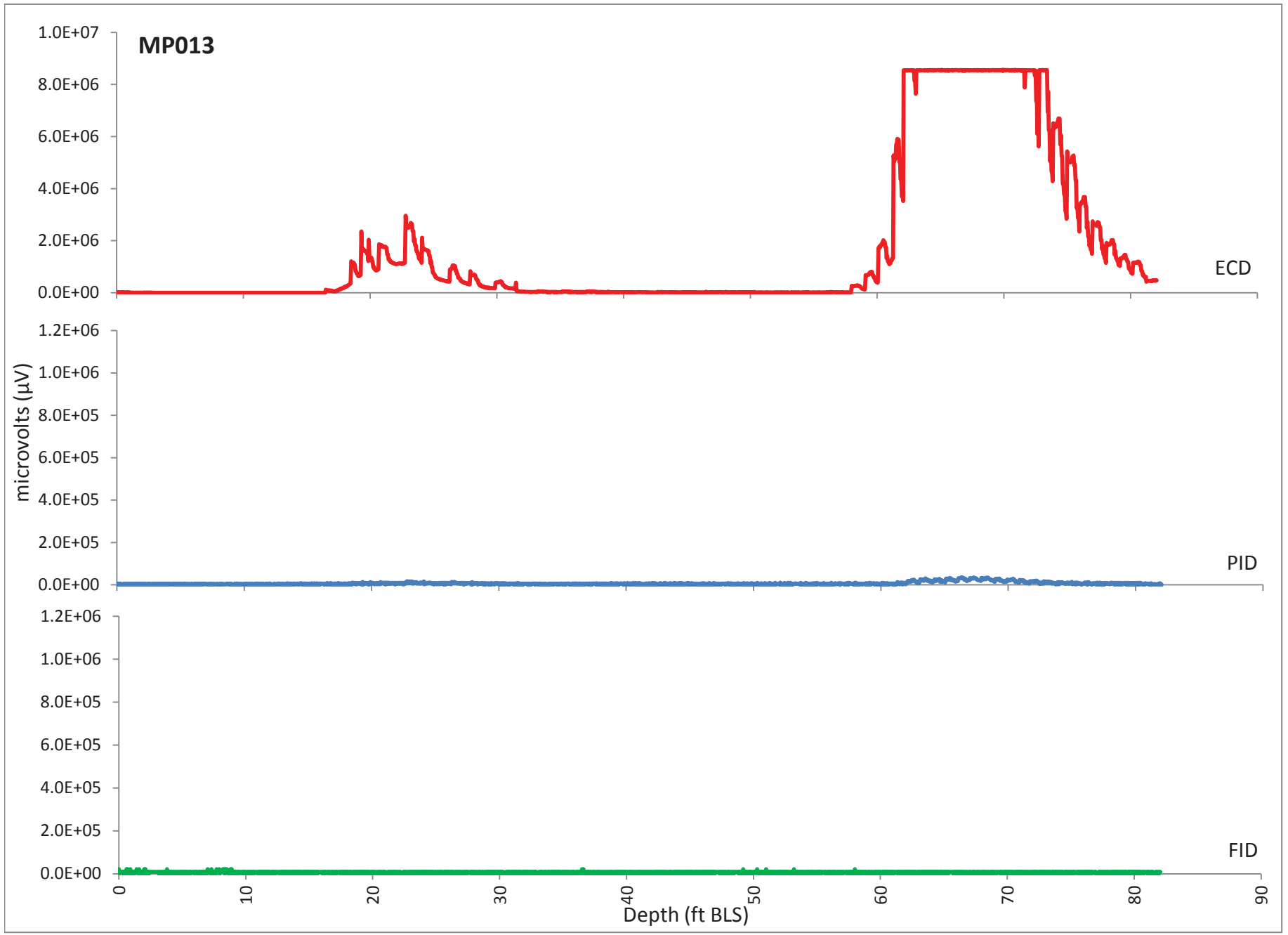
MP013
1.0E+07
8.0E+06
6.0E+06
4.0E+06
2.0E+06
0.0E+00
ECD
1.2E+06
1.0E+06
8.0E+05
6.0E+05
4.0E+05
2.0E+05
0.0E+00
microvolts (µV)
PID
1.2E+06
1.0E+06
8.0E+05
6.0E+05
4.0E+05
2.0E+05
0.0E+00
FID
0
10
20
30
40
50
60
70
80
90
Depth (ft BLS)

DIRECT SENSING PATC FLORIDA 407-426-7885 CALIFORNIA 510-237-4575 ... there is a better way...	Direct Sensing Division. 2300 Silver Star Rd,Orlando FL,32804 407-427-7885 clayton.bartholomew@patc-usa.com www.precisiontecha.com	Northing: Easting: Elevation:	Date: 02/Jul/2008 Test ID: MP-014 Project: LC-34
		Client: GEOSYNTEC Job Site: KSC	



Maximum depth: 85.00 (ft)

Class FR: Friction Ratio Classification (Ref: Robertson 1990)

▽ Estimated Phreatic Surface

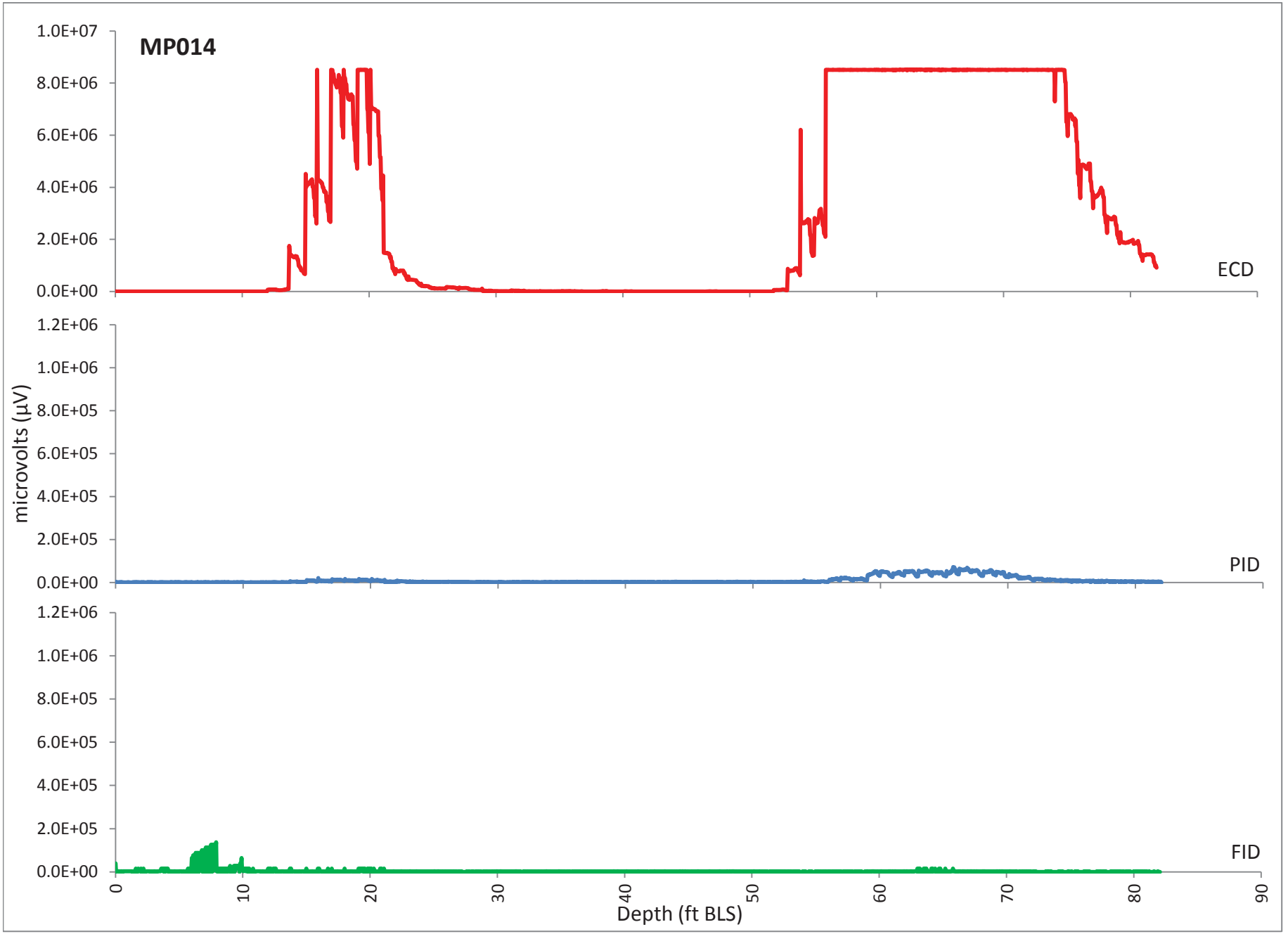
MP014
1.0E+07
8.0E+06
6.0E+06
4.0E+06
2.0E+06
0.0E+00
ECD
1.2E+06
1.0E+06
8.0E+05
6.0E+05
4.0E+05
2.0E+05
0.0E+00
PID
microvolts (µV)
1.2E+06
1.0E+06
8.0E+05
6.0E+05
4.0E+05
2.0E+05
0.0E+00
FID
0
10
20
30
40
50
60
70
80
90
Depth (ft BLS)

DIRECT SENSING PATC
FLORIDA 407-426-7885
CALIFORNIA 510-237-4575
... there is a better way...

Direct Sensing Division.
2300 Silver Star Rd,Orlando FL,32804
407-427-7885
clayton.bartholomew@patc-usa.com
www.precisiontecha.com

	Northing:	Date: 03/Jul/2008
	Easting:	Test ID: MP015
	Elevation:	Project: LC-34
	Client: GEOSYNTEC	
	Job Site: KSC	

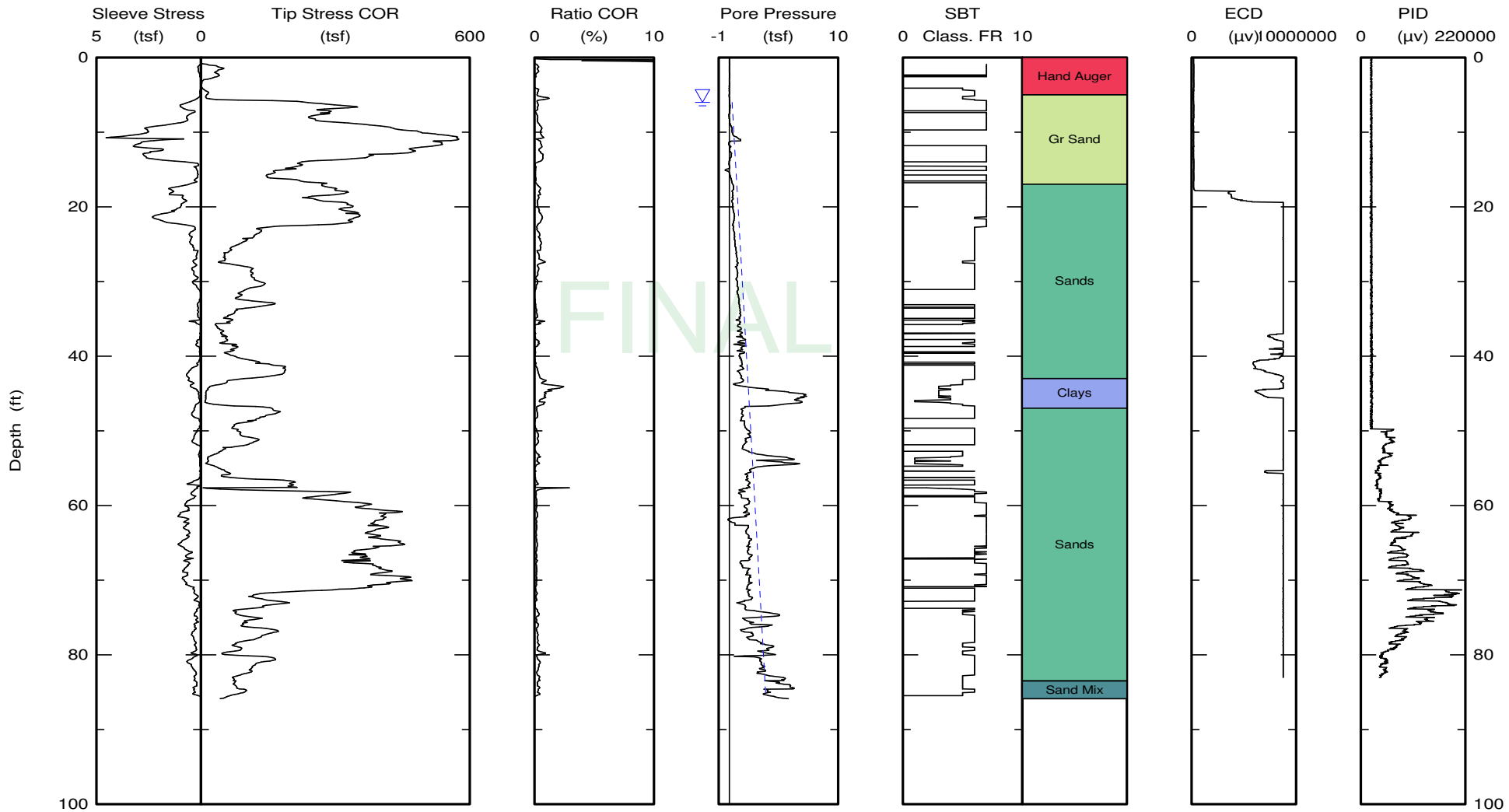

Maximum depth: 85.87 (ft)

Class FR: Friction Ratio Classification (Ref: Robertson 1990)

▽ Estimated Phreatic Surface

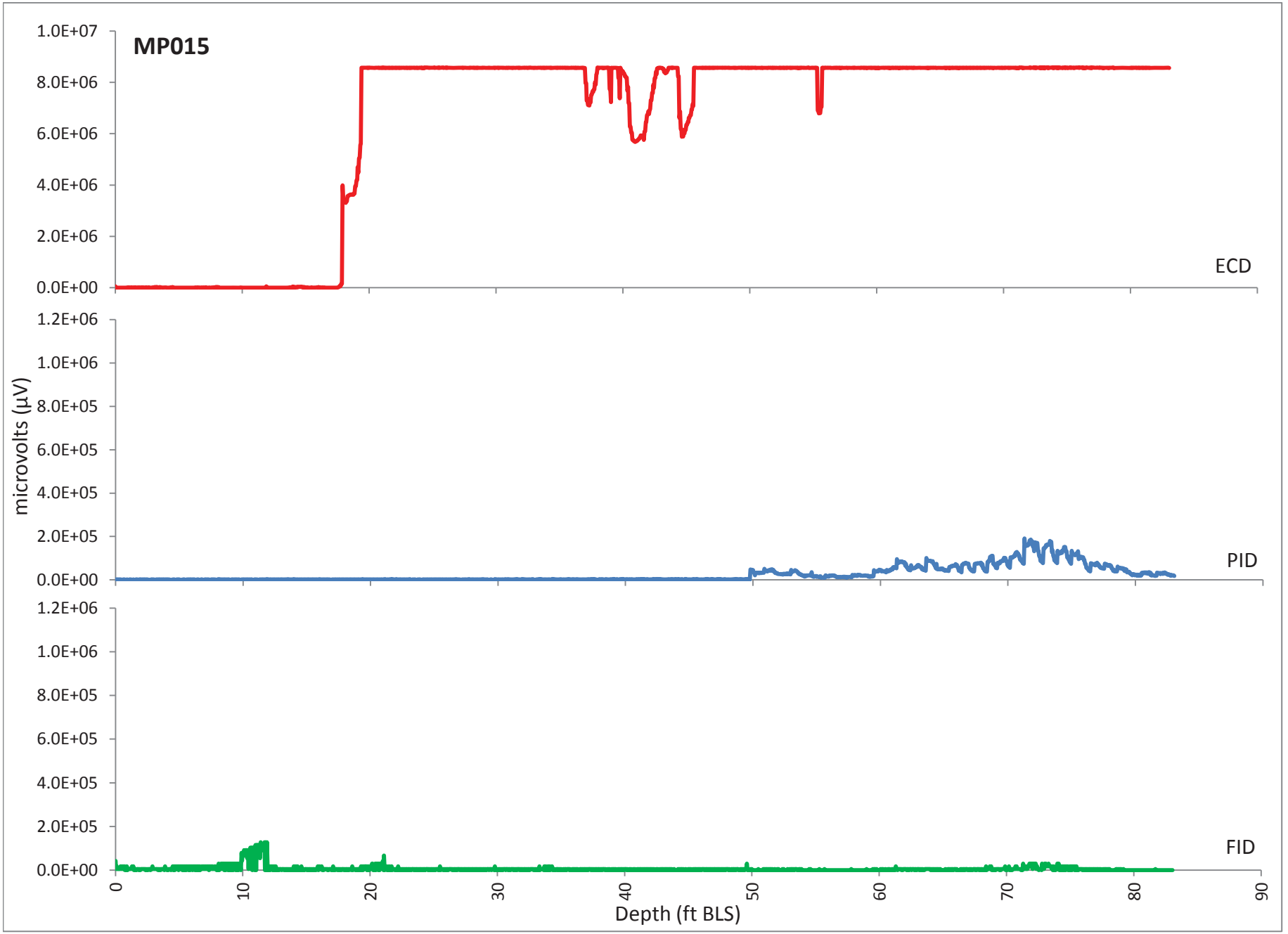
MP015
1.0E+07
8.0E+06
6.0E+06
4.0E+06
2.0E+06
0.0E+00
ECD
1.2E+06
1.0E+06
8.0E+05
6.0E+05
4.0E+05
2.0E+05
0.0E+00
PID
microvolts (µV)
1.2E+06
1.0E+06
8.0E+05
6.0E+05
4.0E+05
2.0E+05
0.0E+00
FID
0
10
20
30
40
50
60
70
80
90
Depth (ft BLS)

DIRECT SENSING PATC FLORIDA 407-426-7885 CALIFORNIA 510-237-4575 ... there is a better way...	Direct Sensing Division. 2300 Silver Star Rd,Orlando FL,32804 407-427-7885 clayton.bartholomew@patc-usa.com www.precisiontecha.com	Northing: Easting: Elevation: Client: GEOSYNTEC Job Site: KSC	Date: 03/Jul/2008 Test ID: MP16 Project: LC-34

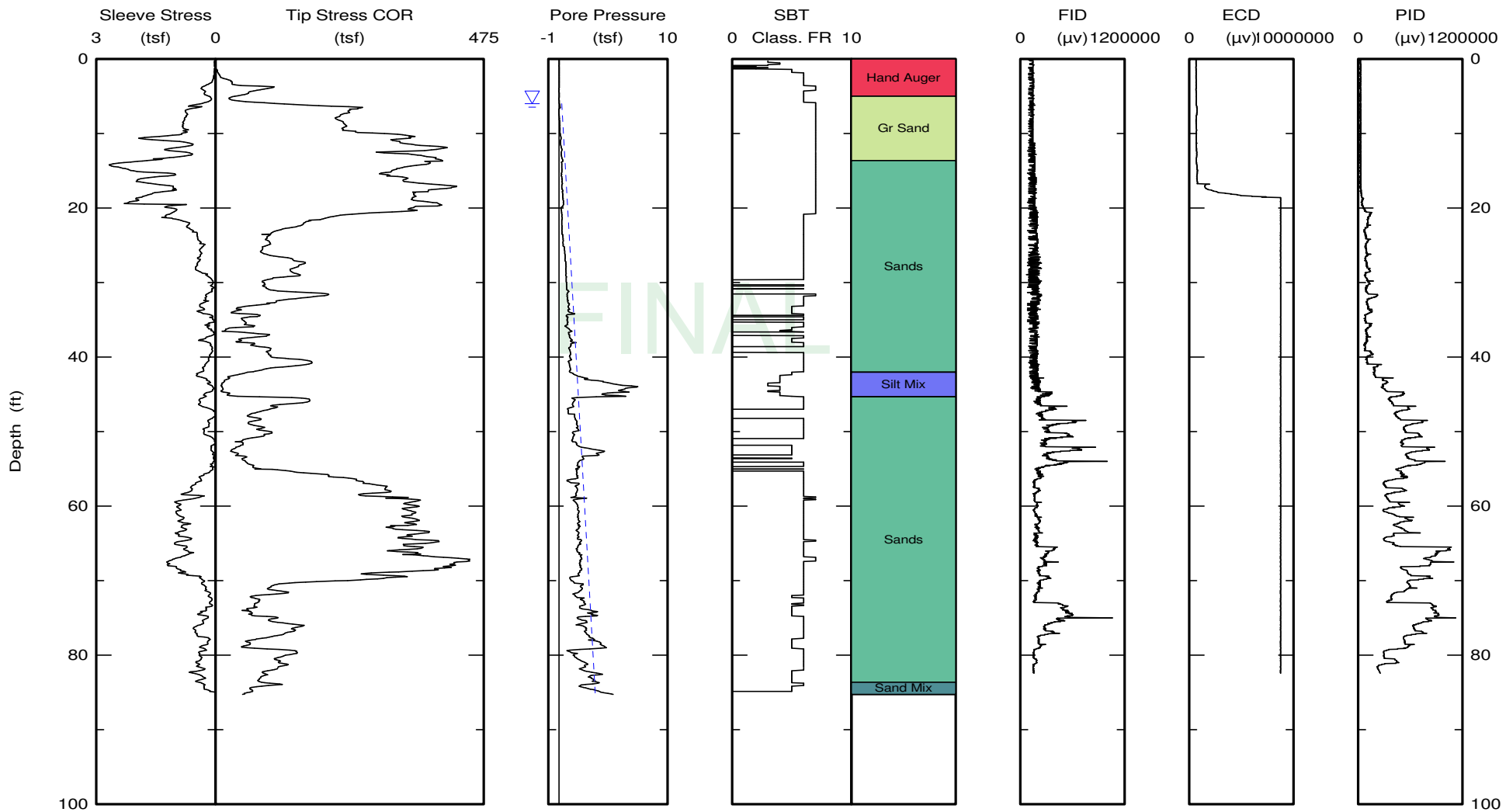

Maximum depth: 85.28 (ft)

Class FR: Friction Ratio Classification (Ref: Robertson 1990)

▽ Estimated Phreatic Surface

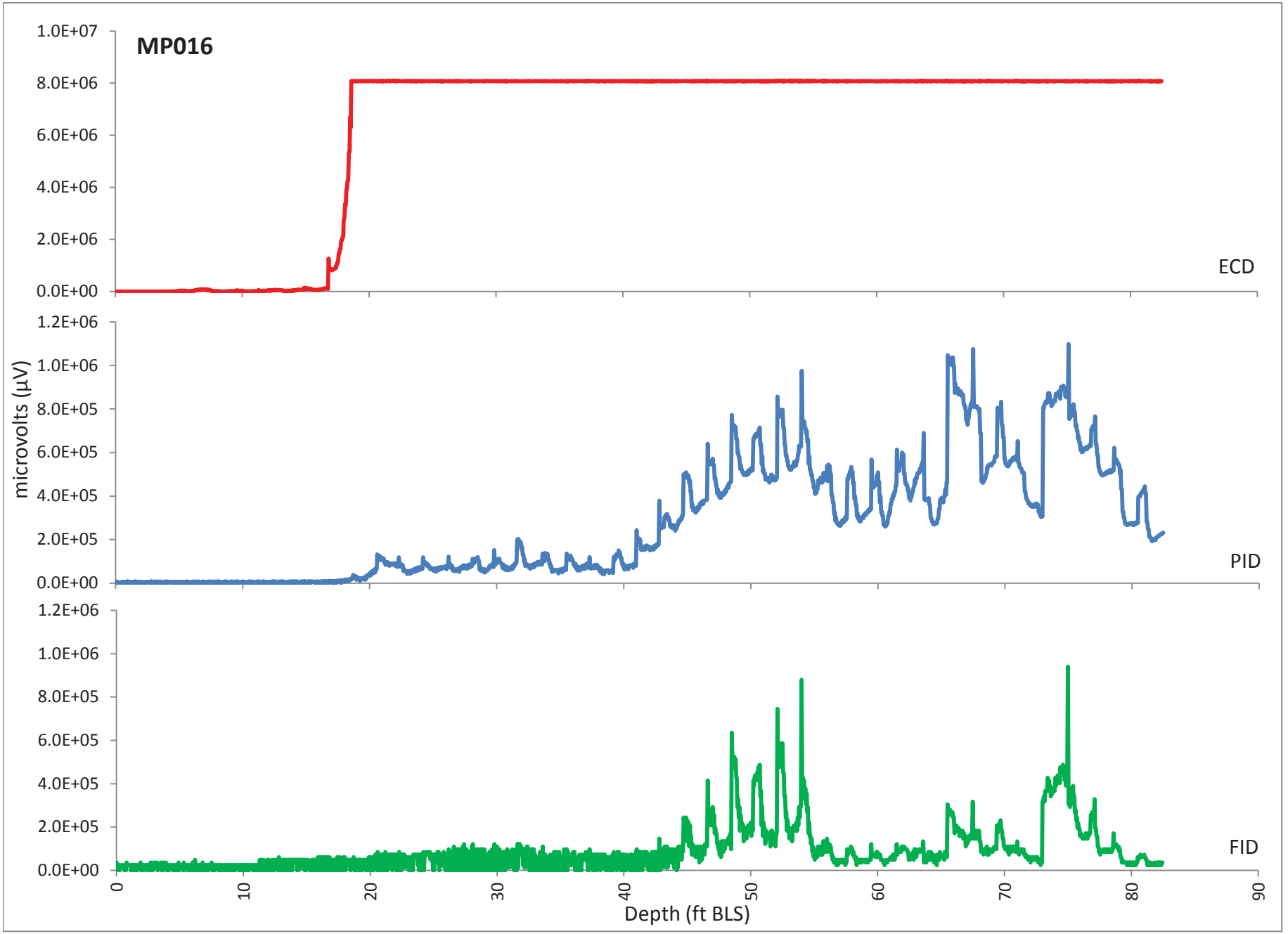
MP016
1.0E+07
8.0E+06
6.0E+06
4.0E+06
2.0E+06
0.0E+00
ECD
1.2E+06
1.0E+06
8.0E+05
6.0E+05
4.0E+05
2.0E+05
0.0E+00
microvolts (µV)
PID
1.2E+06
1.0E+06
8.0E+05
6.0E+05
4.0E+05
2.0E+05
0.0E+00
FID
0
10
20
30
40
50
60
70
80
90
Depth (ft BLS)

DIRECT SENSING PATC FLORIDA 407-426-7885 CALIFORNIA 510-237-4575 ... there is a better way...	Direct Sensing Division. 2300 Silver Star Rd,Orlando FL,32804 407-427-7885 clayton.bartholomew@patc-usa.com www.precisiontecha.com	Northing: Easting: Elevation:	Date: 03/Jul/2008 Test ID: MP17 Project: LC-34
		Client: GEOSYNTEC Job Site: KSC	

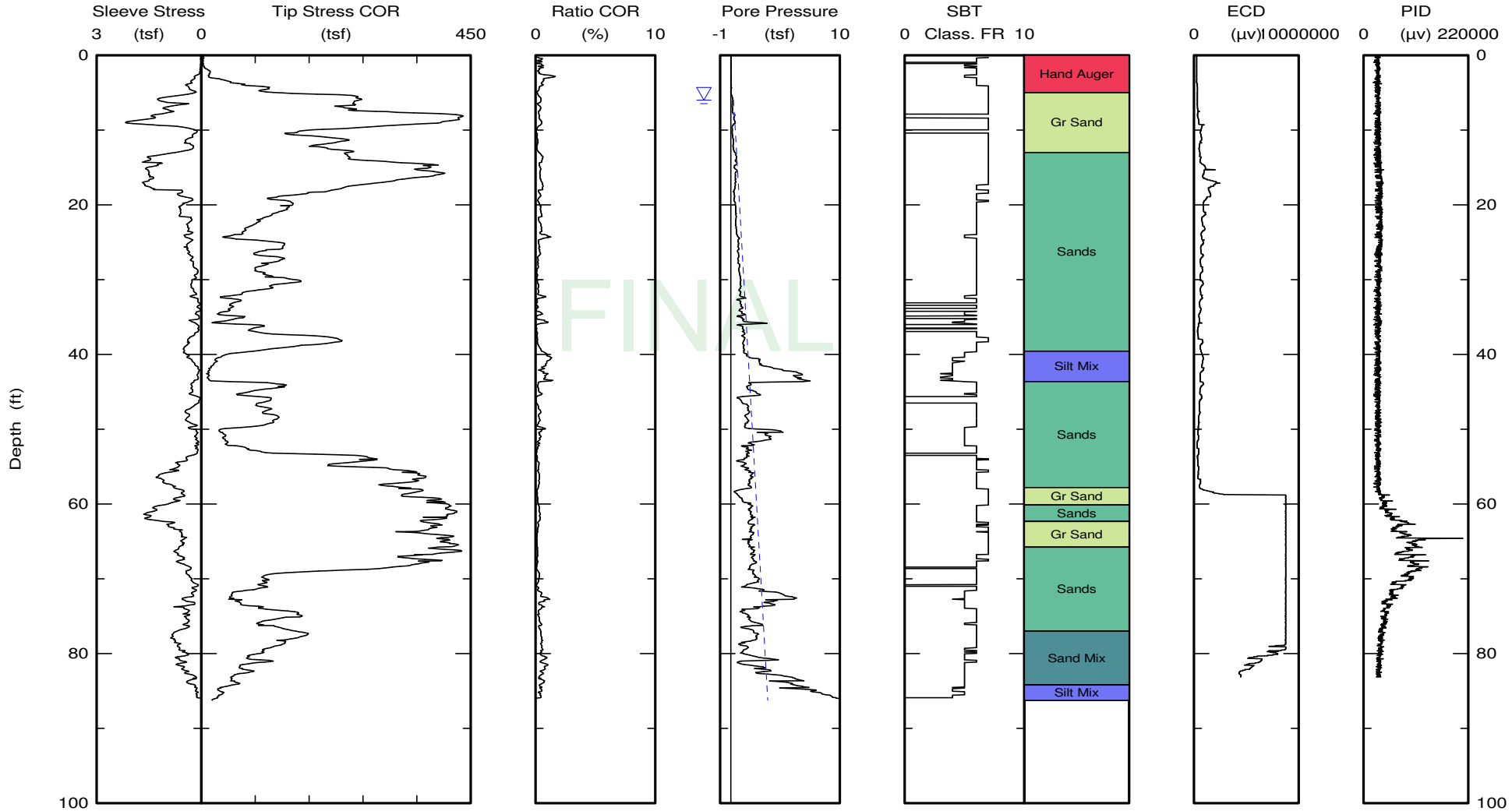

Maximum depth: 86.27 (ft)

Class FR: Friction Ratio Classification (Ref: Robertson 1990)

▽ Estimated Phreatic Surface

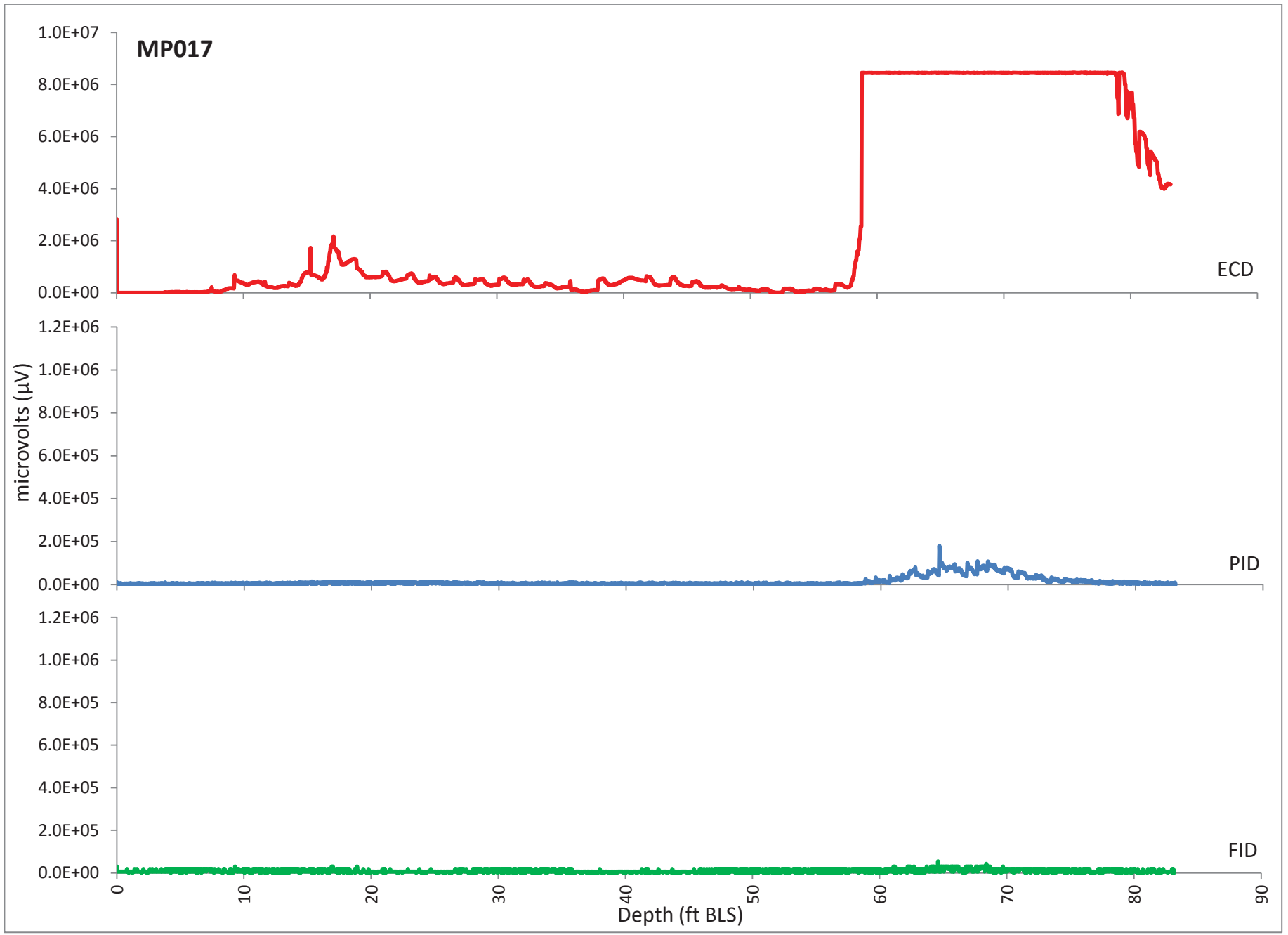
MP017
1.0E+07
8.0E+06
6.0E+06
4.0E+06
2.0E+06
0.0E+00
ECD
1.2E+06
1.0E+06
8.0E+05
6.0E+05
4.0E+05
2.0E+05
0.0E+00
PID
microvolts (µV)
1.2E+06
1.0E+06
8.0E+05
6.0E+05
4.0E+05
2.0E+05
0.0E+00
FID
0
10
20
30
40
50
60
70
80
90
Depth (ft BLS)

DIRECT SENSING PATC FLORIDA 407-426-7885 CALIFORNIA 510-237-4575 ... there is a better way...	Direct Sensing Division. 2300 Silver Star Rd,Orlando FL,32804 407-427-7885 clayton.bartholomew@patc-usa.com www.precisiontecha.com	Northing: Easting: Elevation:	Date: 03/Jul/2008 Test ID: MP018 Project: LC-34
		Client: GEOSYNTEC Job Site: KSC	

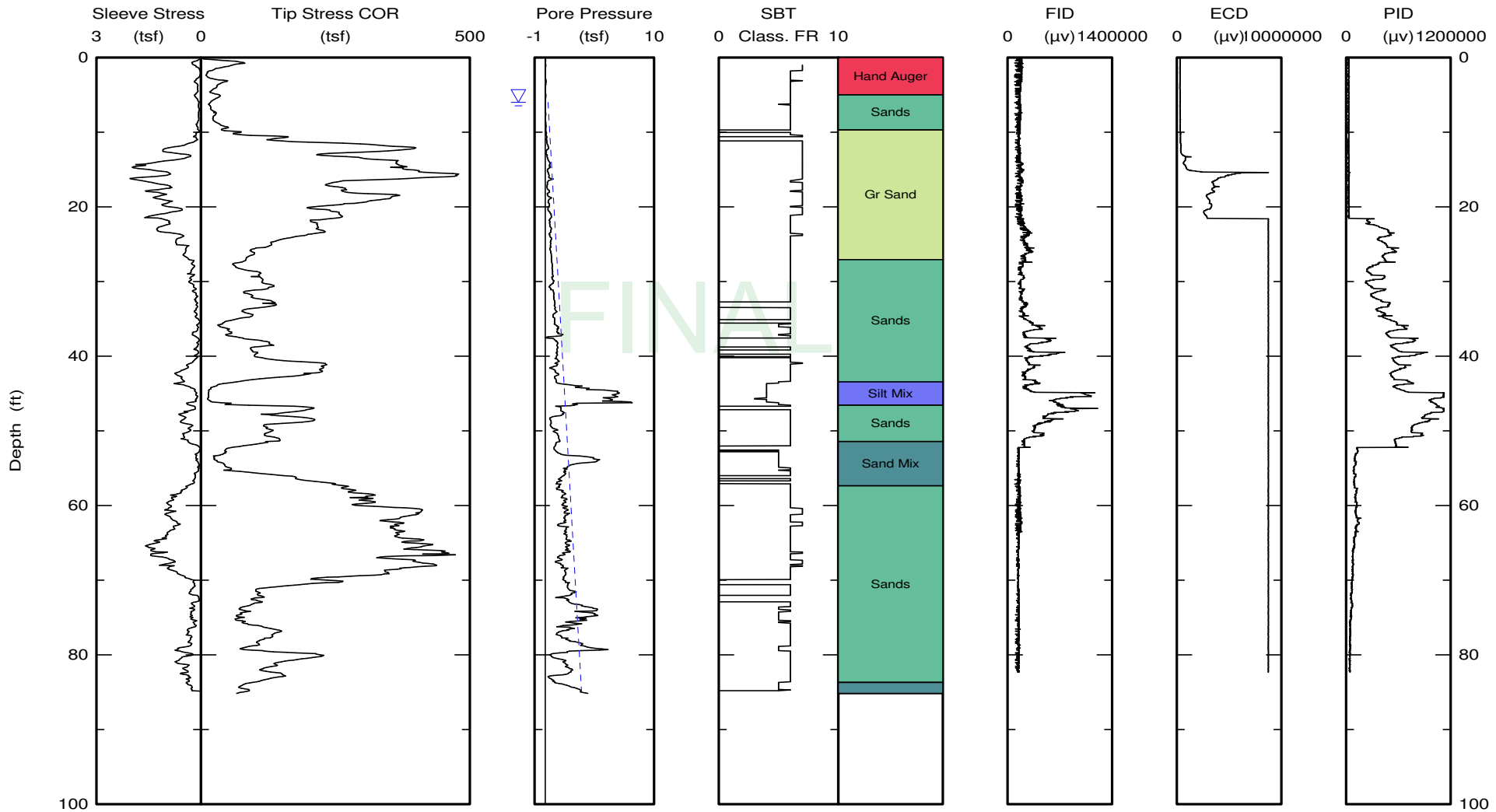

Maximum depth: 85.19 (ft)

Class FR: Friction Ratio Classification (Ref: Robertson 1990)

▽ Estimated Phreatic Surface

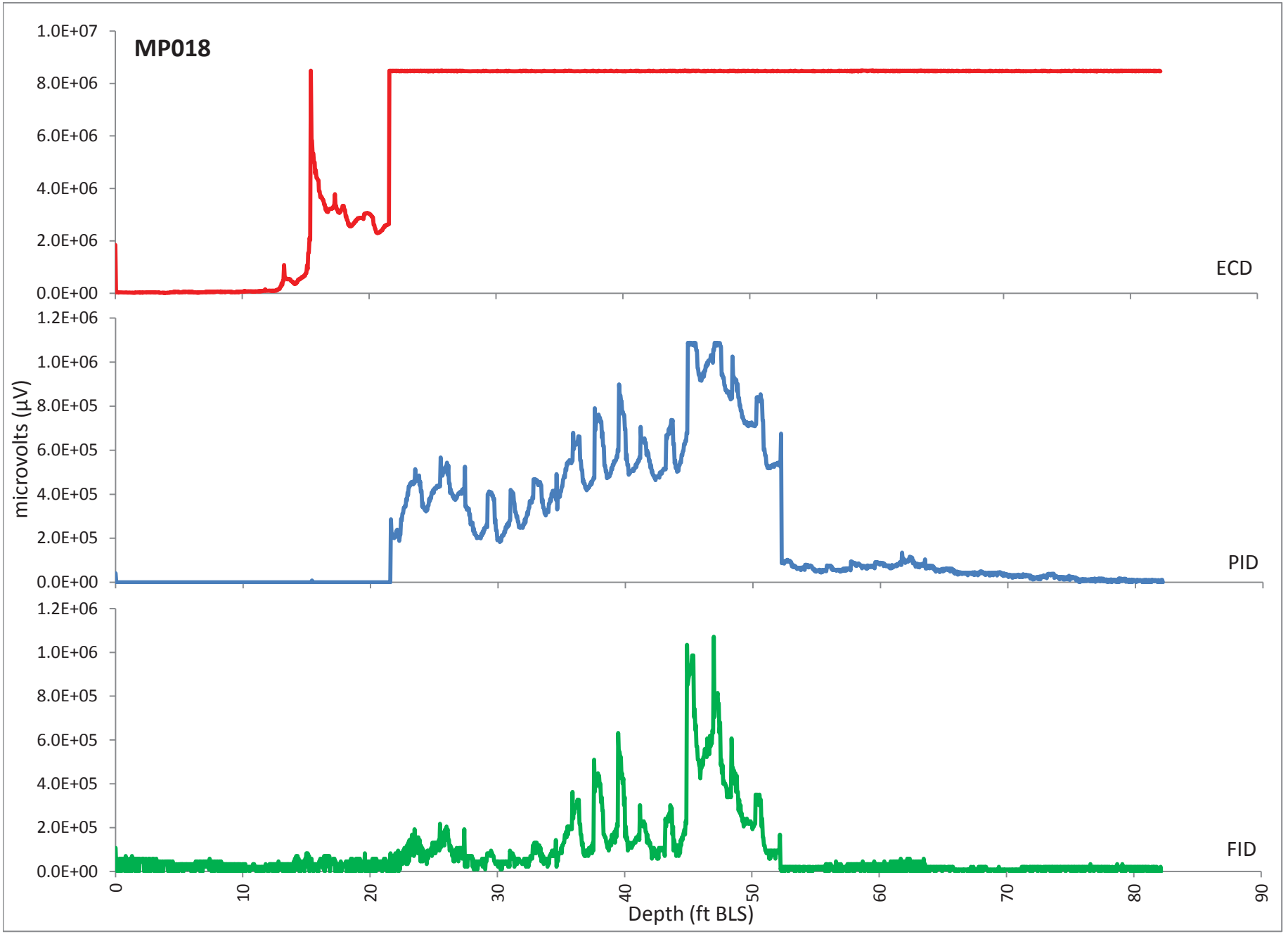
MP018
1.0E+07
8.0E+06
6.0E+06
4.0E+06
2.0E+06
0.0E+00
ECD
1.2E+06
1.0E+06
8.0E+05
6.0E+05
4.0E+05
2.0E+05
0.0E+00
PID
microvolts (µV)
1.2E+06
1.0E+06
8.0E+05
6.0E+05
4.0E+05
2.0E+05
0.0E+00
FID
0
10
20
30
40
50
60
70
80
90
Depth (ft BLS)

DIRECT SENSING PATC
FLORIDA 407-426-7885
CALIFORNIA 510-237-4575
... there is a better way...

Direct Sensing Division.
2300 Silver Star Rd,Orlando FL,32804
407-427-7885
clayton.bartholomew@patc-usa.com
www.precisiontecha.com

	Northing:	Date: 07/Jul/2008
	Easting:	Test ID: MP-19
	Elevation:	Project: LC-34
	Client: GEOSYNTEC	
	Job Site: KSC	

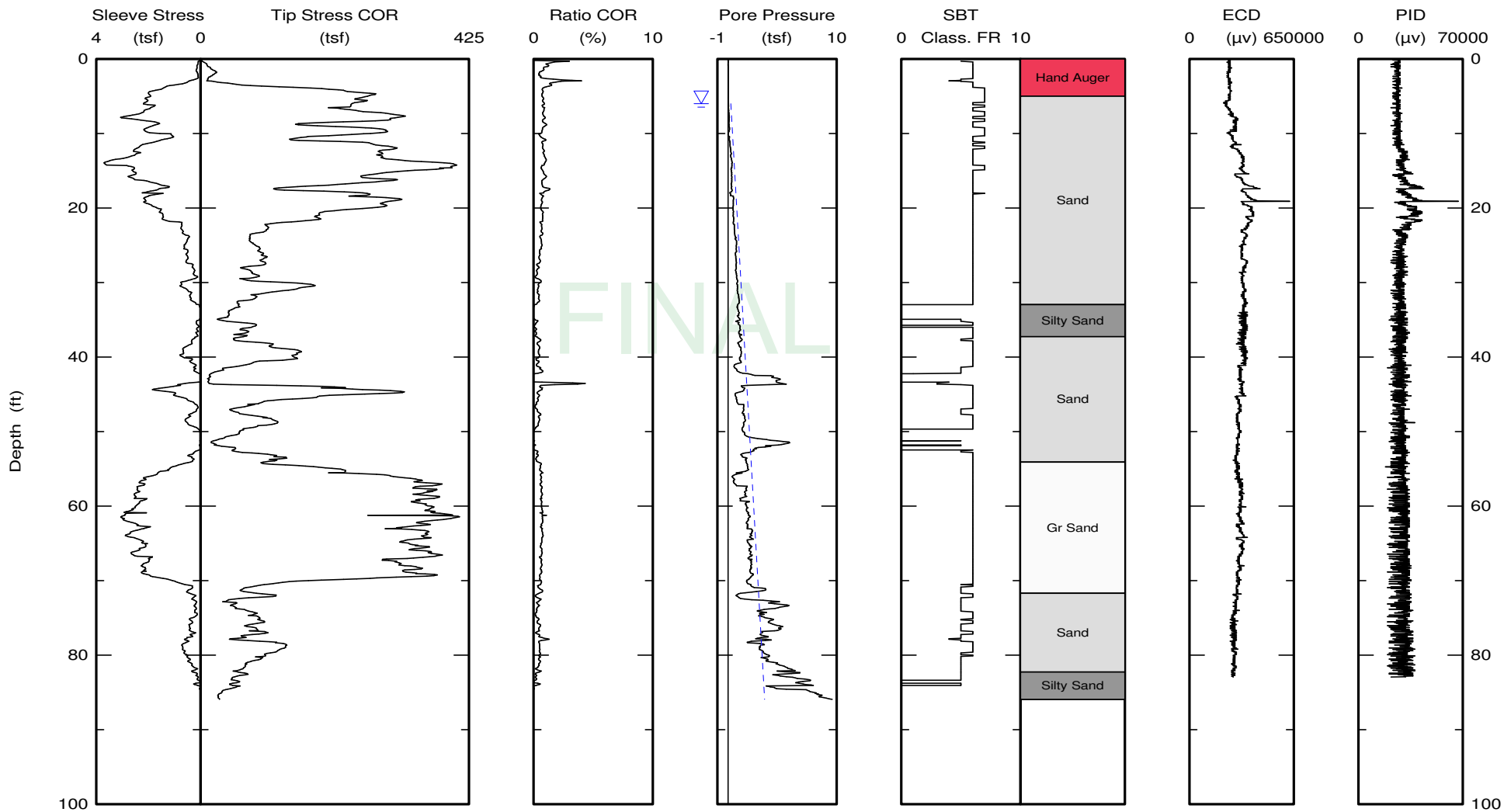

Maximum depth: 85.94 (ft)

Class FR: Friction Ratio Classification (Ref: Robertson 1990)

▽ Estimated Phreatic Surface

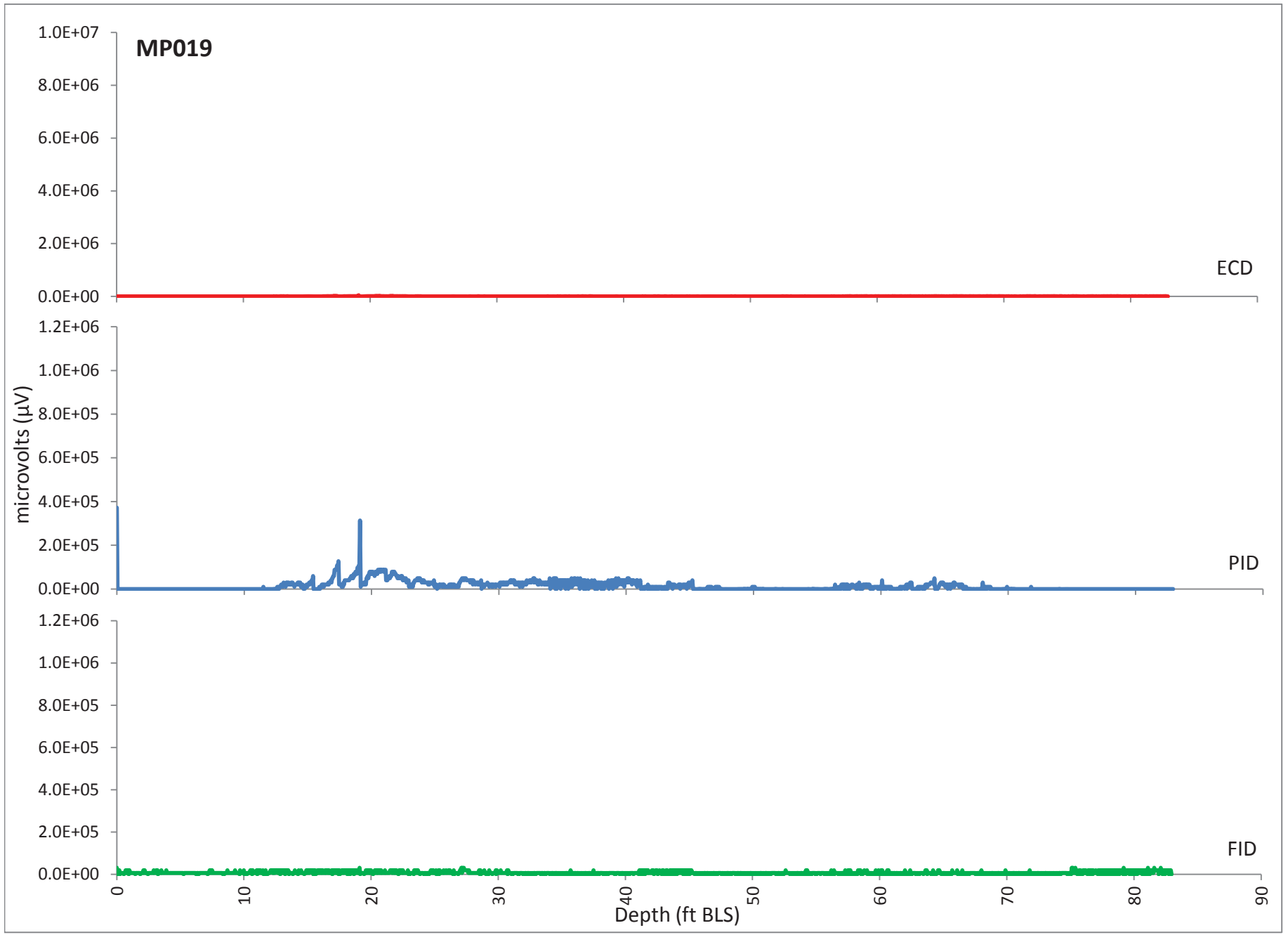
MP019
1.0E+07
8.0E+06
6.0E+06
4.0E+06
2.0E+06
0.0E+00
ECD
1.2E+06
1.0E+06
8.0E+05
6.0E+05
4.0E+05
2.0E+05
0.0E+00
PID
1.2E+06
1.0E+06
8.0E+05
6.0E+05
4.0E+05
2.0E+05
0.0E+00
FID
microvolts (µV)
0
10
20
30
40
50
60
70
80
90
Depth (ft BLS)

DIRECT SENSING PATC FLORIDA 407-426-7885 CALIFORNIA 510-237-4575 ... there is a better way...	Direct Sensing Division. 2300 Silver Star Rd,Orlando FL,32804 407-427-7885 clayton.bartholomew@patc-usa.com www.precisiontecha.com	Northing: Easting: Elevation:	Date: 07/Jul/2008 Test ID: MP20a Project: LC-34
		Client: GEOSYNTEC Job Site: KSC	

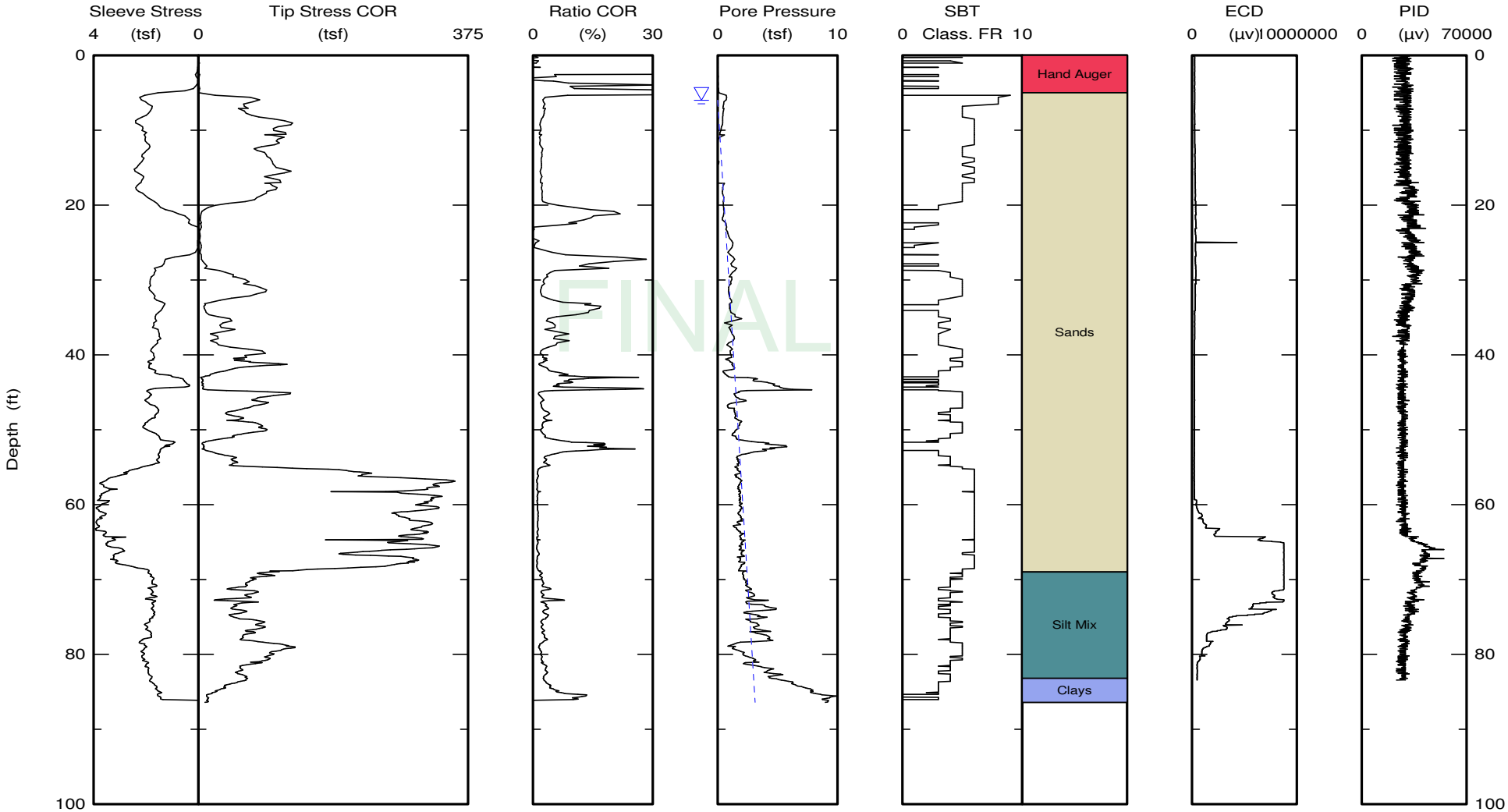

Maximum depth: 86.40 (ft)

Class FR: Friction Ratio Classification (Ref: Robertson 1990)

▽ Estimated Phreatic Surface

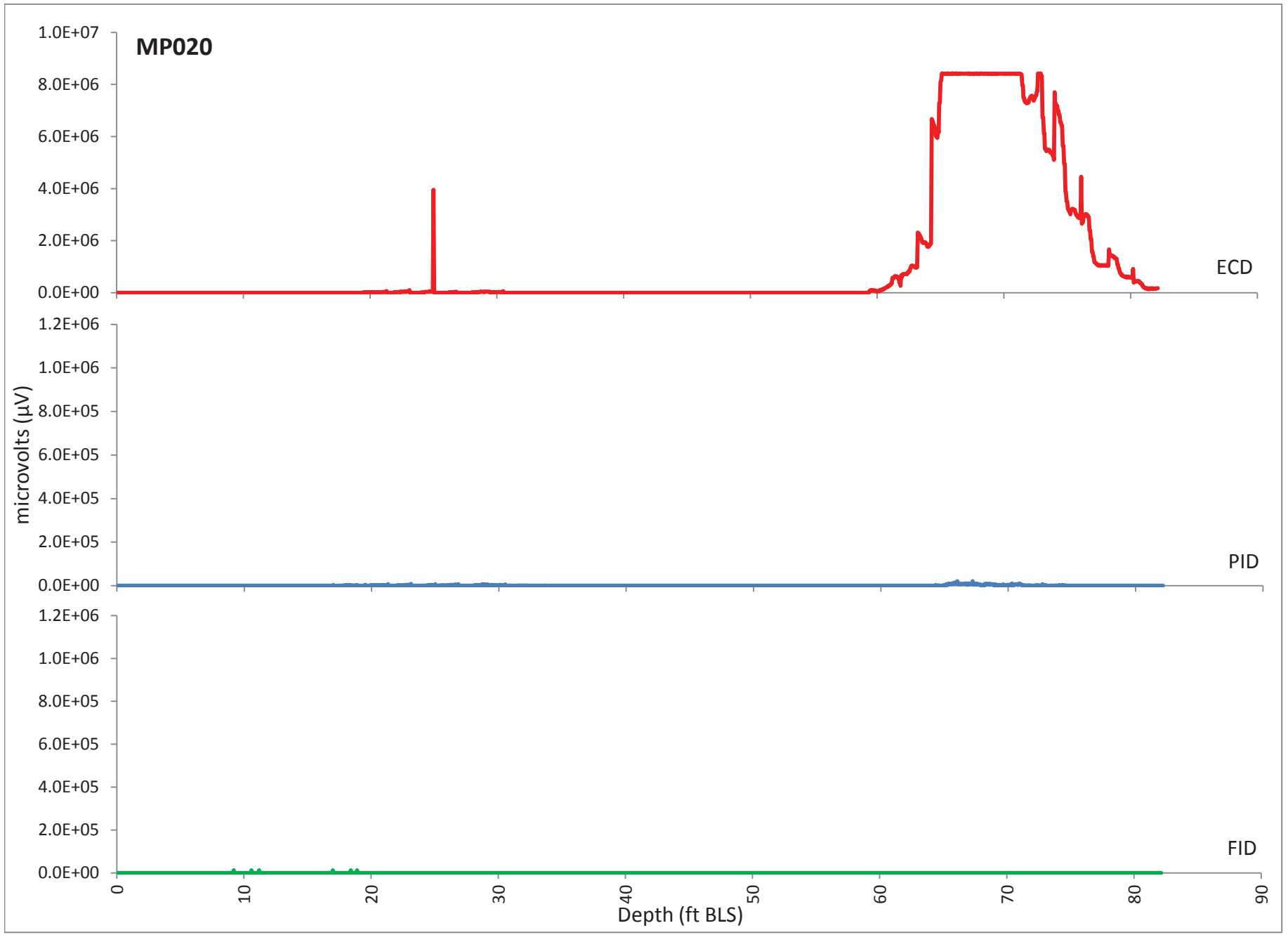
MP020
1.0E+07
8.0E+06
6.0E+06
4.0E+06
2.0E+06
0.0E+00
ECD
1.2E+06
1.0E+06
8.0E+05
6.0E+05
4.0E+05
2.0E+05
0.0E+00
PID
1.2E+06
1.0E+06
8.0E+05
6.0E+05
4.0E+05
2.0E+05
0.0E+00
FID
microvolts (µV)
0
10
20
30
40
50
60
70
80
90
Depth (ft BLS)

DIRECT SENSING PATC FLORIDA 407-426-7885 CALIFORNIA 510-237-4575 ... there is a better way...	Direct Sensing Division. 2300 Silver Star Rd,Orlando FL,32804 407-427-7885 clayton.bartholomew@patc-usa.com www.precisiontecha.com	Northing: Easting: Elevation:	Date: 08/Jul/2008 Test ID: MP-21 Project: LC-34
		Client: GEOSYNTEC Job Site: KSC	



Maximum depth: 85.50 (ft)

Class FR: Friction Ratio Classification (Ref: Robertson 1990)

▽ Estimated Phreatic Surface

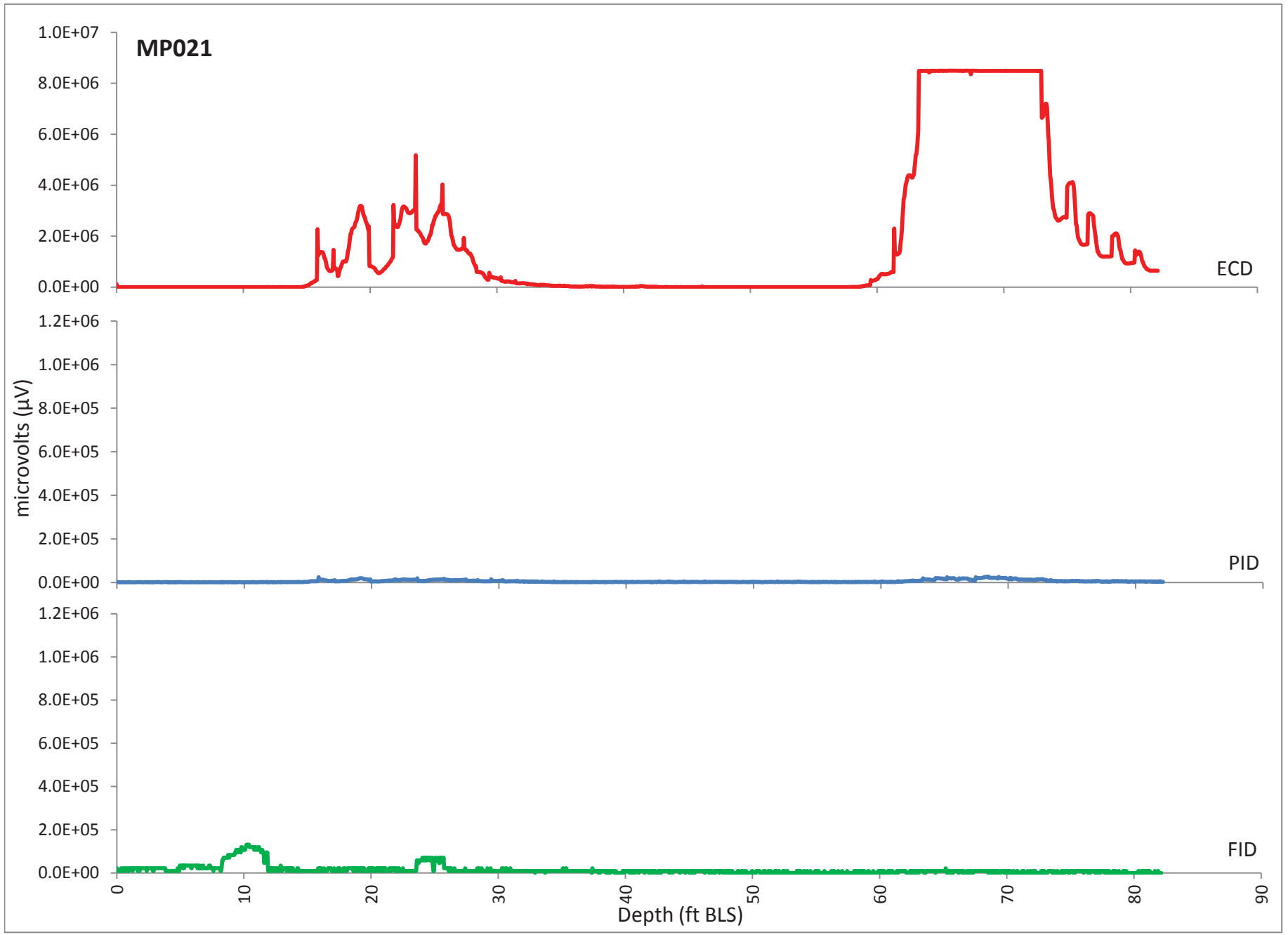
MP021
1.0E+07
8.0E+06
6.0E+06
4.0E+06
2.0E+06
0.0E+00
ECD
1.2E+06
1.0E+06
8.0E+05
6.0E+05
4.0E+05
2.0E+05
0.0E+00
PID
1.2E+06
1.0E+06
8.0E+05
6.0E+05
4.0E+05
2.0E+05
0.0E+00
FID
microvolts (µV)
0
10
20
30
40
50
60
70
80
90
Depth (ft BLS)

DIRECT SENSING PATC
FLORIDA 407-426-7885
CALIFORNIA 510-237-4575
... there is a better way...

Direct Sensing Division.
2300 Silver Star Rd,Orlando FL,32804
407-427-7885
clayton.bartholomew@patc-usa.com
www.precisiontecha.com

	Northing:	Date: 08/Jul/2008
	Easting:	Test ID: MP-22
	Elevation:	Project: LC-34
	Client: GEOSYNTEC	
	Job Site: KSC	

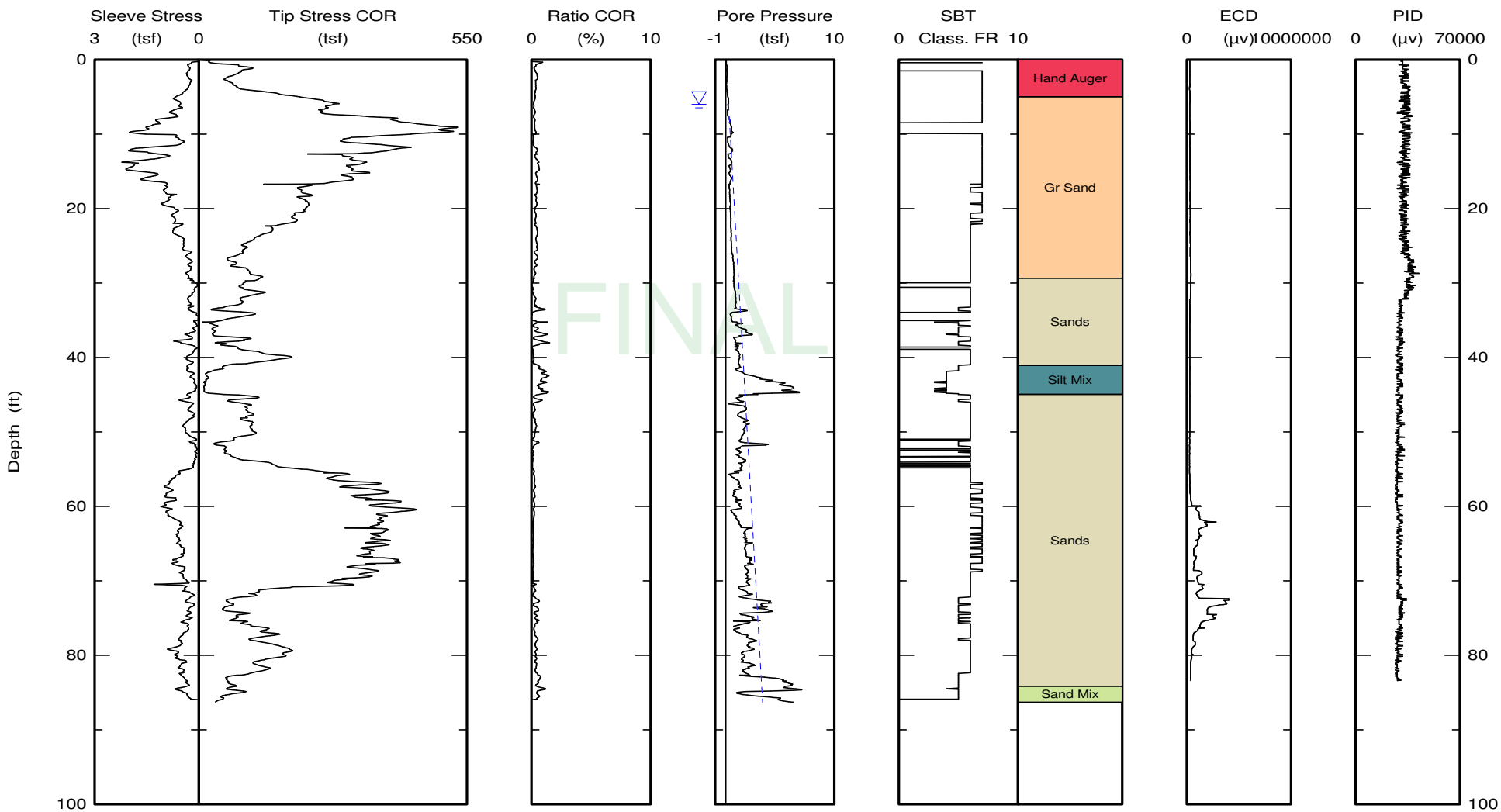

Maximum depth: 86.31 (ft)

Class FR: Friction Ratio Classification (Ref: Robertson 1990)

▽ Estimated Phreatic Surface

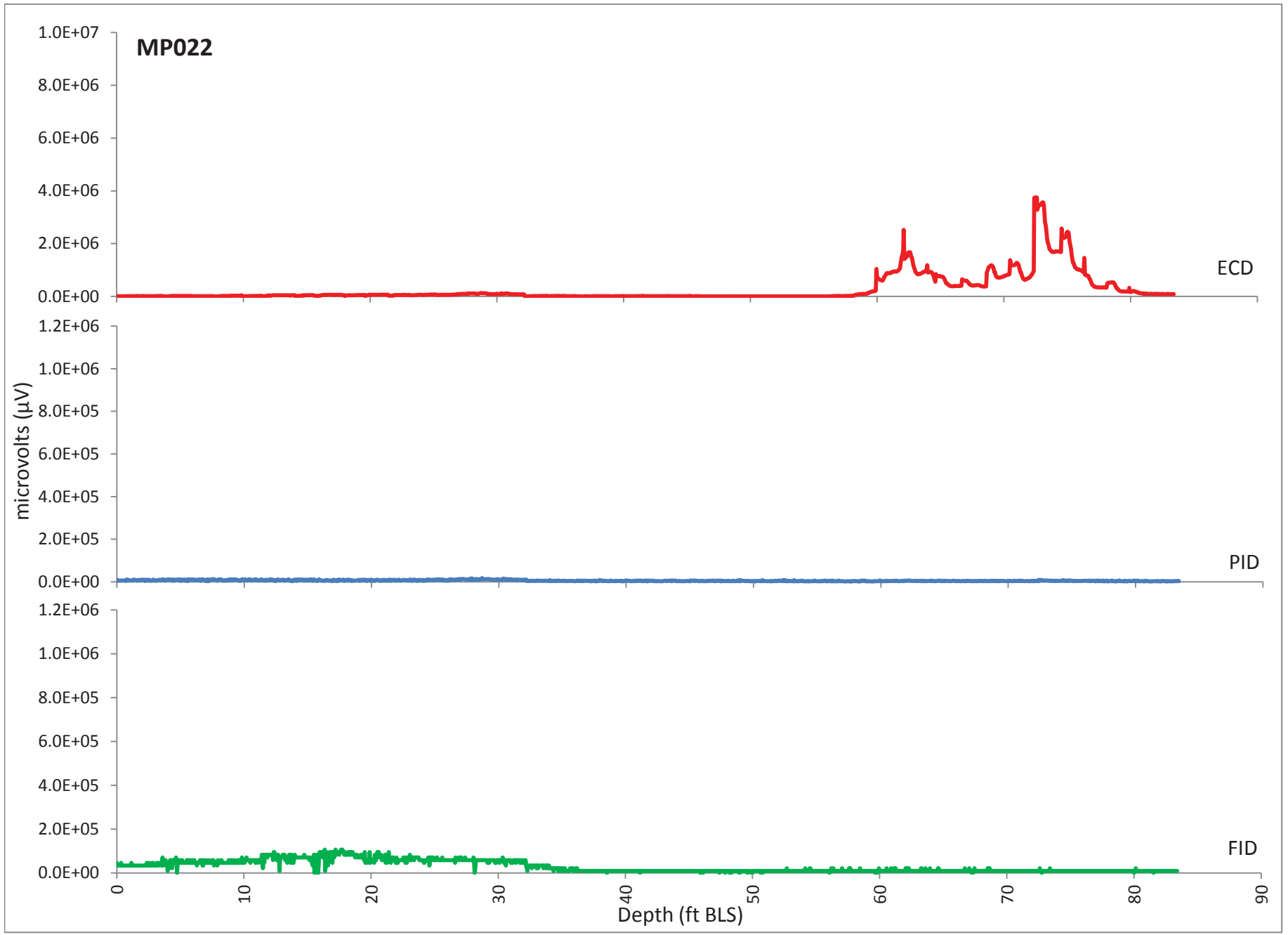
MP022
1.0E+07
8.0E+06
6.0E+06
4.0E+06
2.0E+06
0.0E+00
ECD
1.2E+06
1.0E+06
8.0E+05
6.0E+05
4.0E+05
2.0E+05
0.0E+00
PID
1.2E+06
1.0E+06
8.0E+05
6.0E+05
4.0E+05
2.0E+05
0.0E+00
FID
microvolts (µV)
0
10
20
30
40
50
60
70
80
90
Depth (ft BLS)

DIRECT SENSING PATC
FLORIDA 407-426-7885
CALIFORNIA 510-237-4575
... there is a better way...

Direct Sensing Division.
2300 Silver Star Rd,Orlando FL,32804
407-427-7885
clayton.bartholomew@patc-usa.com
www.precisiontecha.com

Northing:
Easting:
Elevation:

Date: 08/Jul/2008
Test ID: MP-23
Project: LC-34

Client: GEOSYNTEC
Job Site: KSC

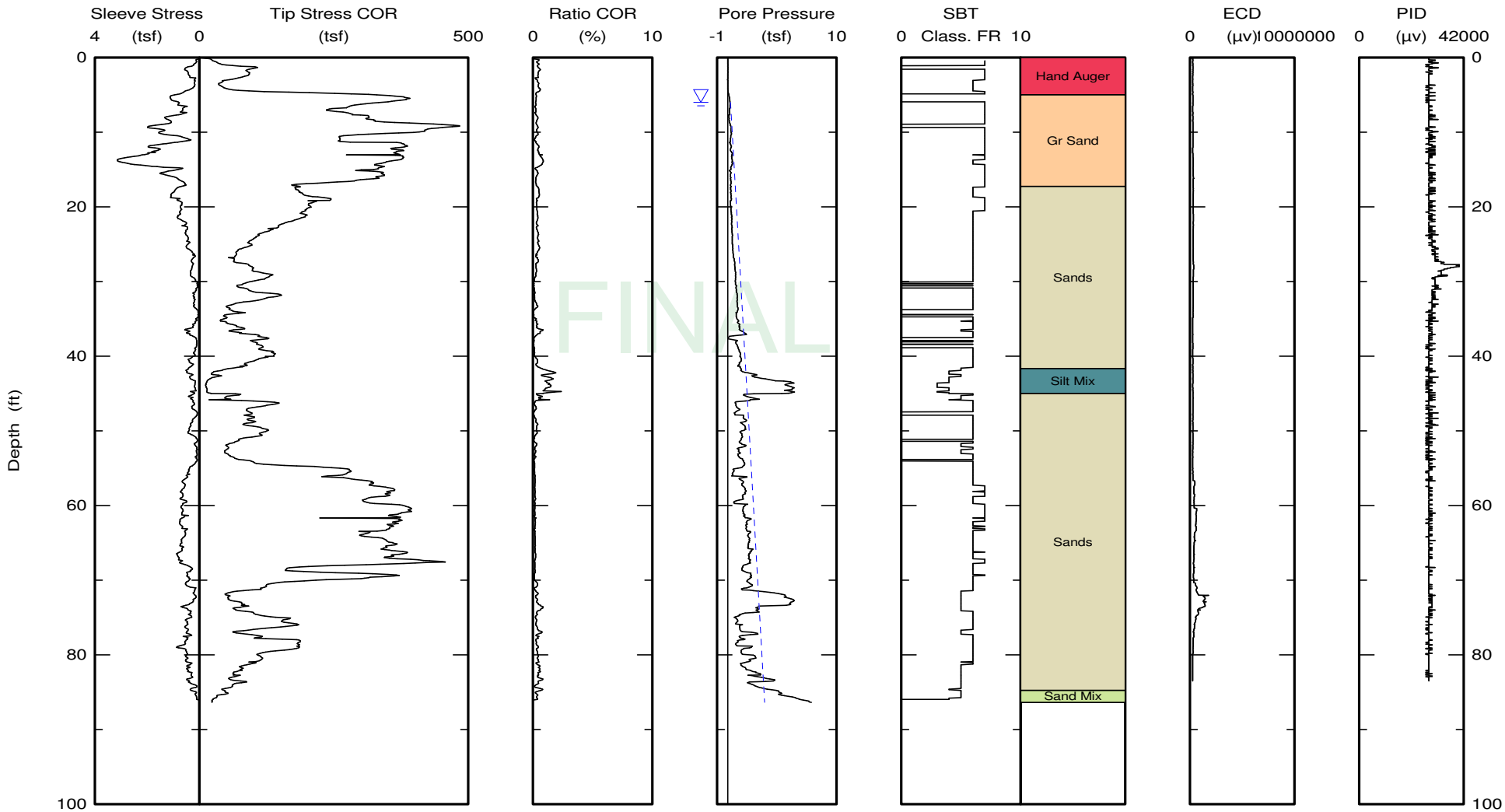

Maximum depth: 86.39 (ft)

Class FR: Friction Ratio Classification (Ref: Robertson 1990)

▽ Estimated Phreatic Surface

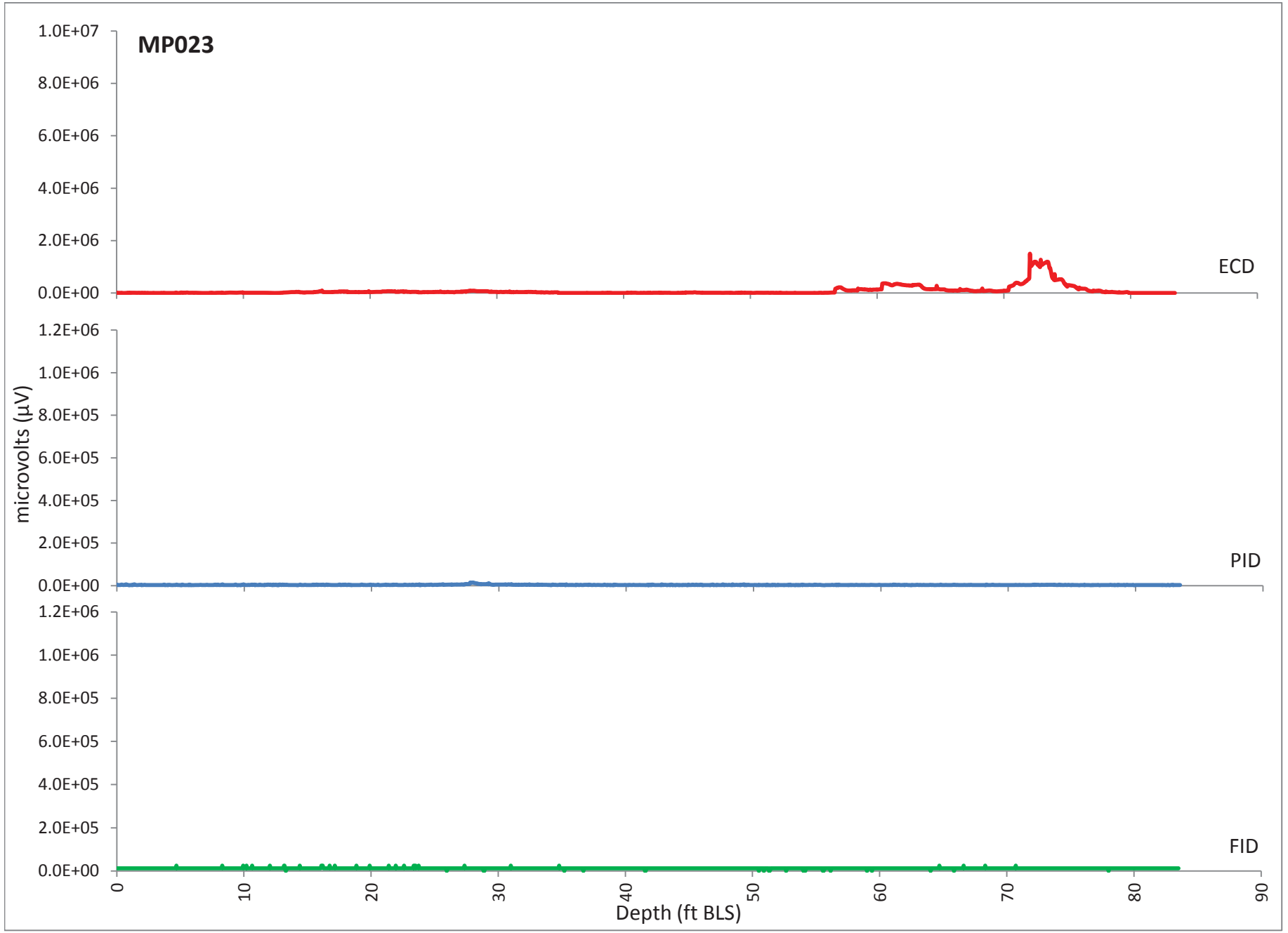
MP023
1.0E+07
8.0E+06
6.0E+06
4.0E+06
2.0E+06
0.0E+00
ECD
1.2E+06
1.0E+06
8.0E+05
6.0E+05
4.0E+05
2.0E+05
0.0E+00
PID
1.2E+06
1.0E+06
8.0E+05
6.0E+05
4.0E+05
2.0E+05
0.0E+00
FID
microvolts (µV)
0
10
20
30
40
50
60
70
80
90
Depth (ft BLS)

DIRECT SENSING PATC
FLORIDA 407-426-7885
CALIFORNIA 510-237-4575
... there is a better way...

Direct Sensing Division.
2300 Silver Star Rd,Orlando FL,32804
407-427-7885
clayton.bartholomew@patc-usa.com
www.precisiontecha.com

Northing:	Date: 09/Jul/2008
Easting:	Test ID: MP-24
Elevation:	Project: LC-34
Client: GEOSYNTEC	
Job Site: KSC	

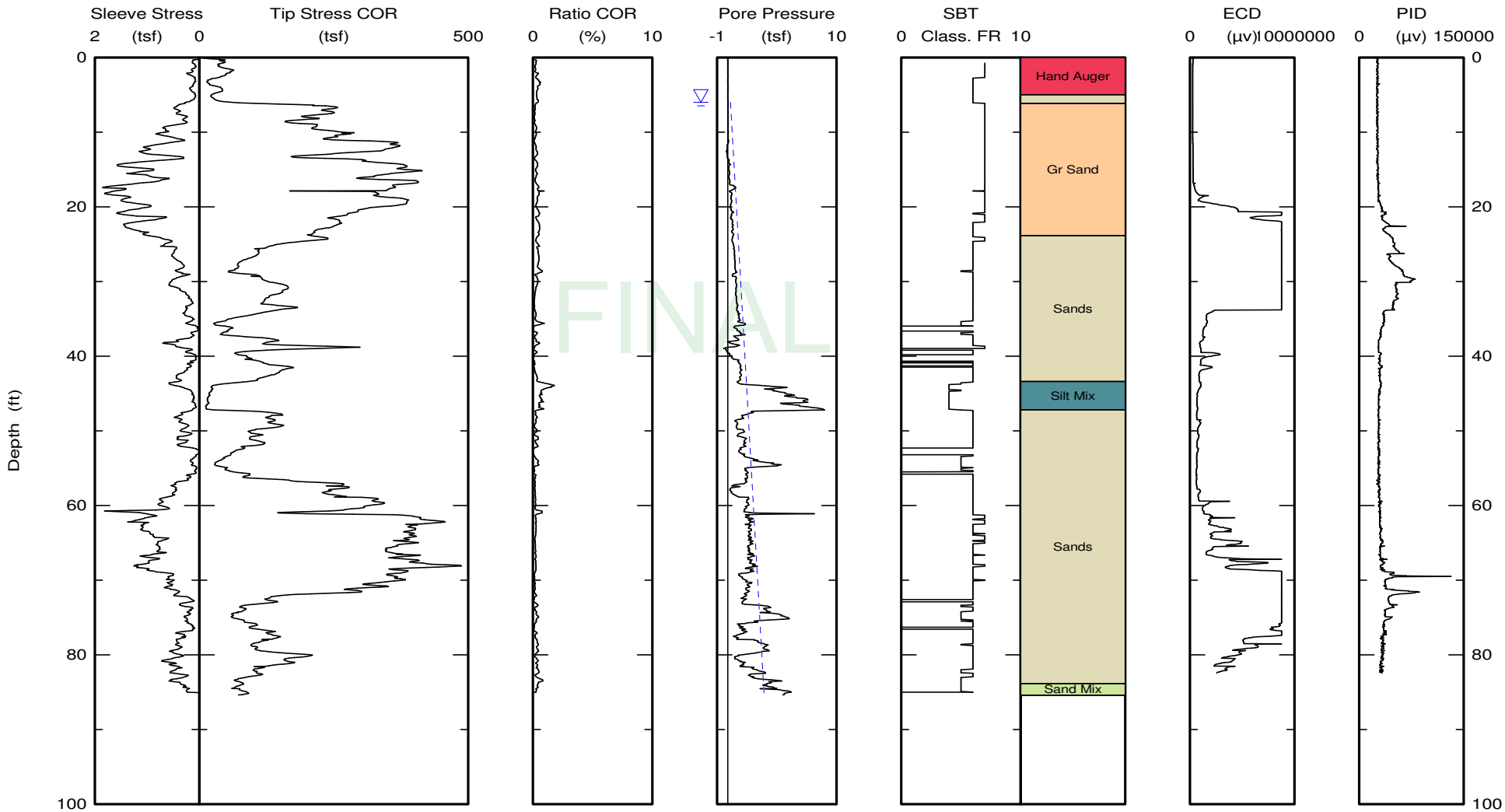

Maximum depth: 85.40 (ft)

Class FR: Friction Ratio Classification (Ref: Robertson 1990)

▽ Estimated Phreatic Surface

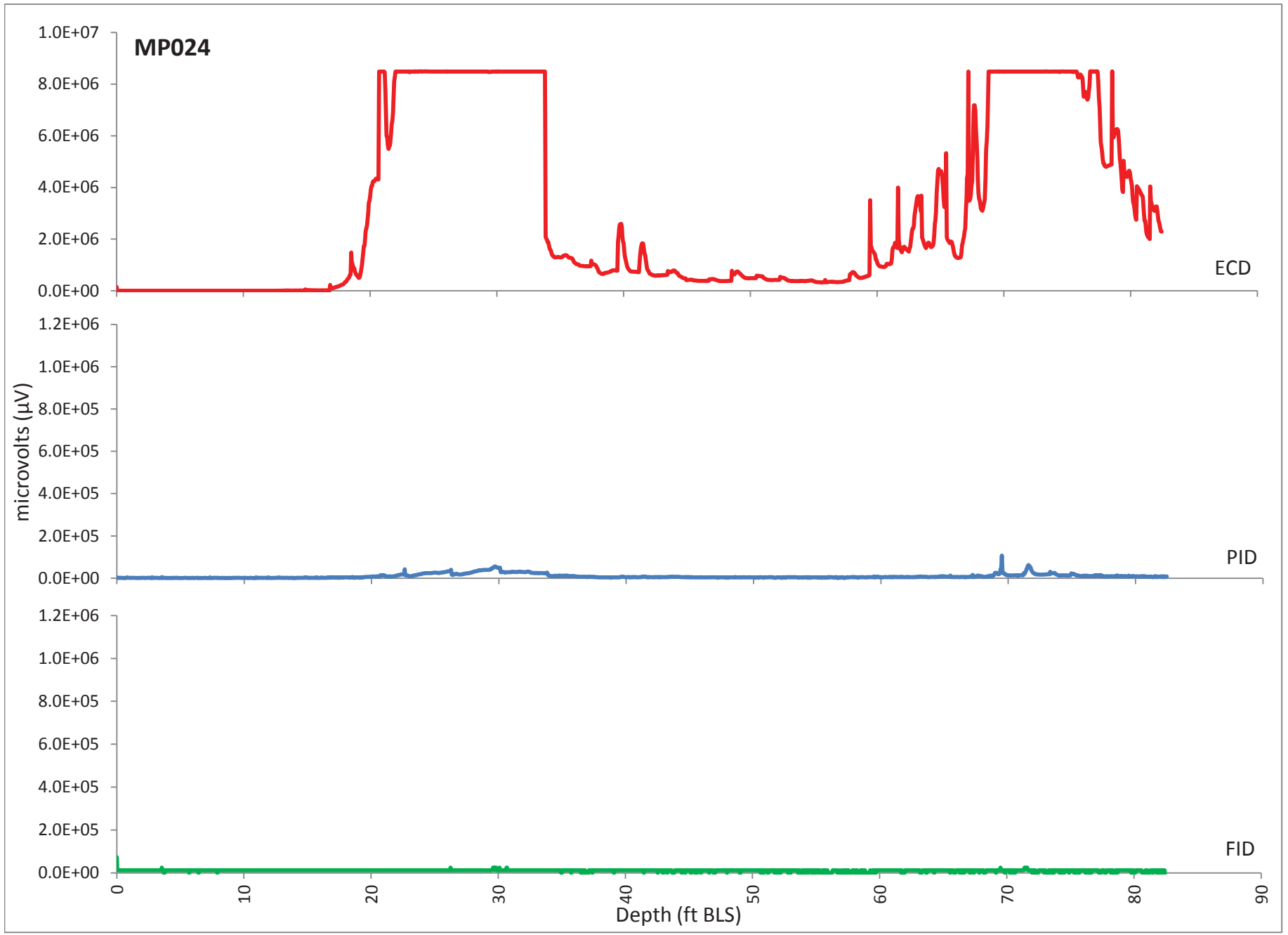
MP024
1.0E+07
8.0E+06
6.0E+06
4.0E+06
2.0E+06
0.0E+00
ECD
1.2E+06
1.0E+06
8.0E+05
6.0E+05
4.0E+05
2.0E+05
0.0E+00
PID
microvolts (µV)
1.2E+06
1.0E+06
8.0E+05
6.0E+05
4.0E+05
2.0E+05
0.0E+00
FID
0
10
20
30
40
50
60
70
80
90
Depth (ft BLS)

DIRECT SENSING PATC FLORIDA 407-426-7885 CALIFORNIA 510-237-4575 ... there is a better way...	Direct Sensing Division. 2300 Silver Star Rd,Orlando FL,32804 407-427-7885 clayton.bartholomew@patc-usa.com www.precisiontecha.com	Northing: Easting: Elevation: Client: GEOSYNTEC Job Site: KSC	Date: 09/Jul/2008 Test ID: MP-25 Project: LC-34

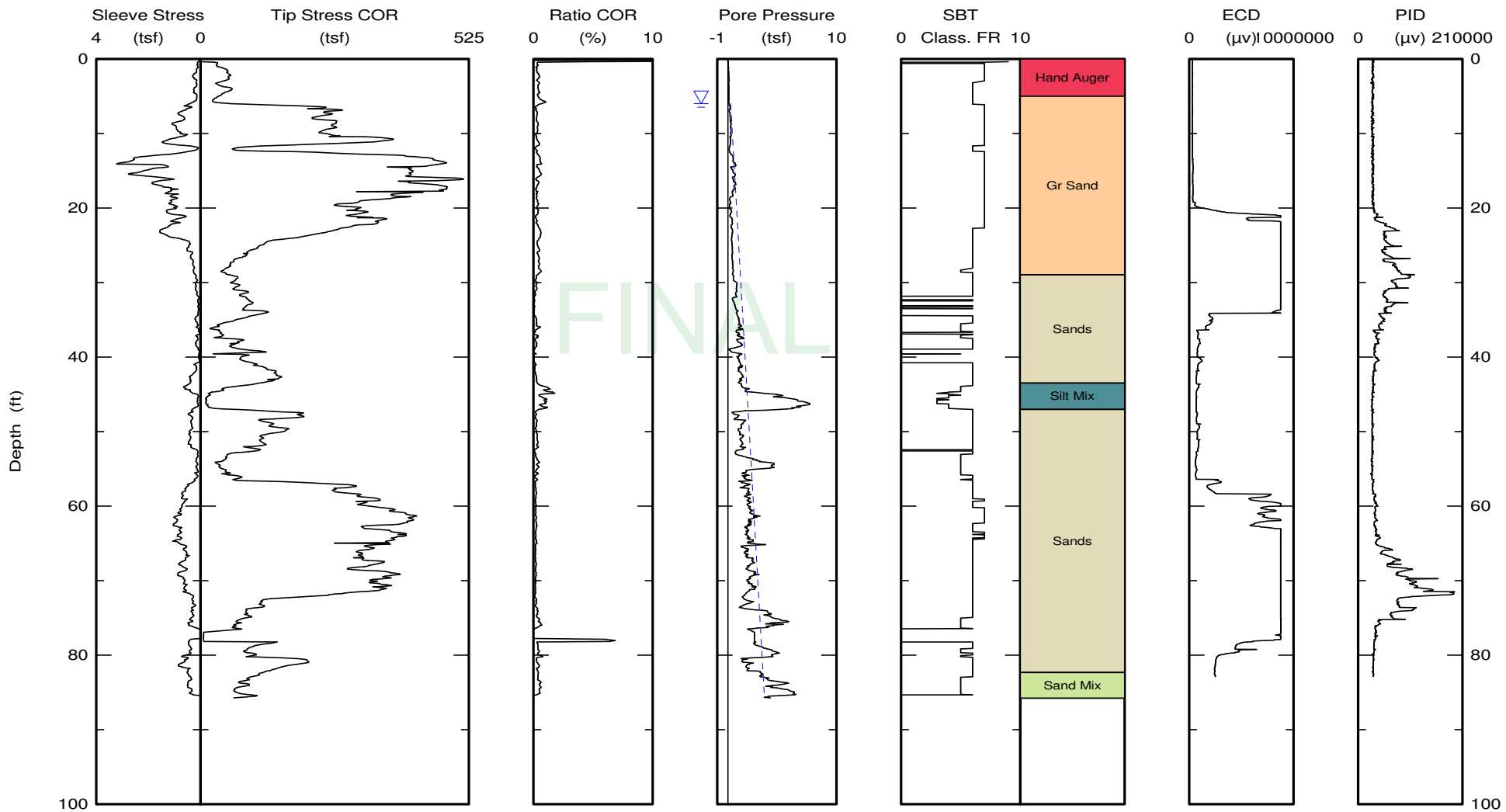

Maximum depth: 85.77 (ft)

Class FR: Friction Ratio Classification (Ref: Robertson 1990)

▽ Estimated Phreatic Surface

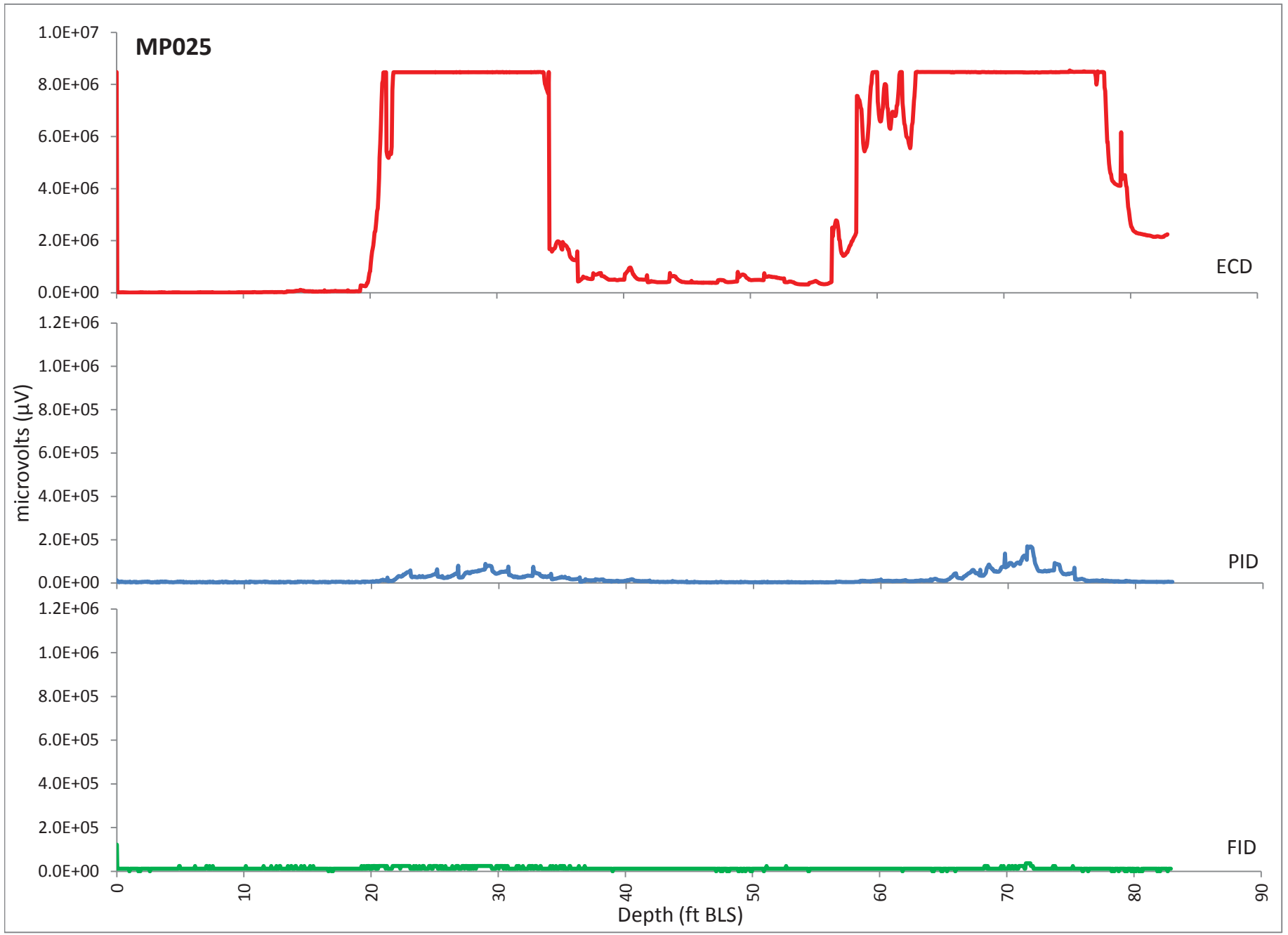
MP025
1.0E+07
8.0E+06
6.0E+06
4.0E+06
2.0E+06
0.0E+00
ECD
1.2E+06
1.0E+06
8.0E+05
6.0E+05
4.0E+05
2.0E+05
0.0E+00
PID
1.2E+06
1.0E+06
8.0E+05
6.0E+05
4.0E+05
2.0E+05
0.0E+00
FID
microvolts (µV)
0
10
20
30
40
50
60
70
80
90
Depth (ft BLS)

DIRECT SENSING PATC FLORIDA 407-426-7885 CALIFORNIA 510-237-4575 ... there is a better way...	Direct Sensing Division. 2300 Silver Star Rd,Orlando FL,32804 407-427-7885 clayton.bartholomew@patc-usa.com www.precisiontecha.com	Northing: Easting: Elevation: Client: GEOSYNTEC Job Site: KSC	Date: 09/Jul/2008 Test ID: MP-26 Project: LC-34

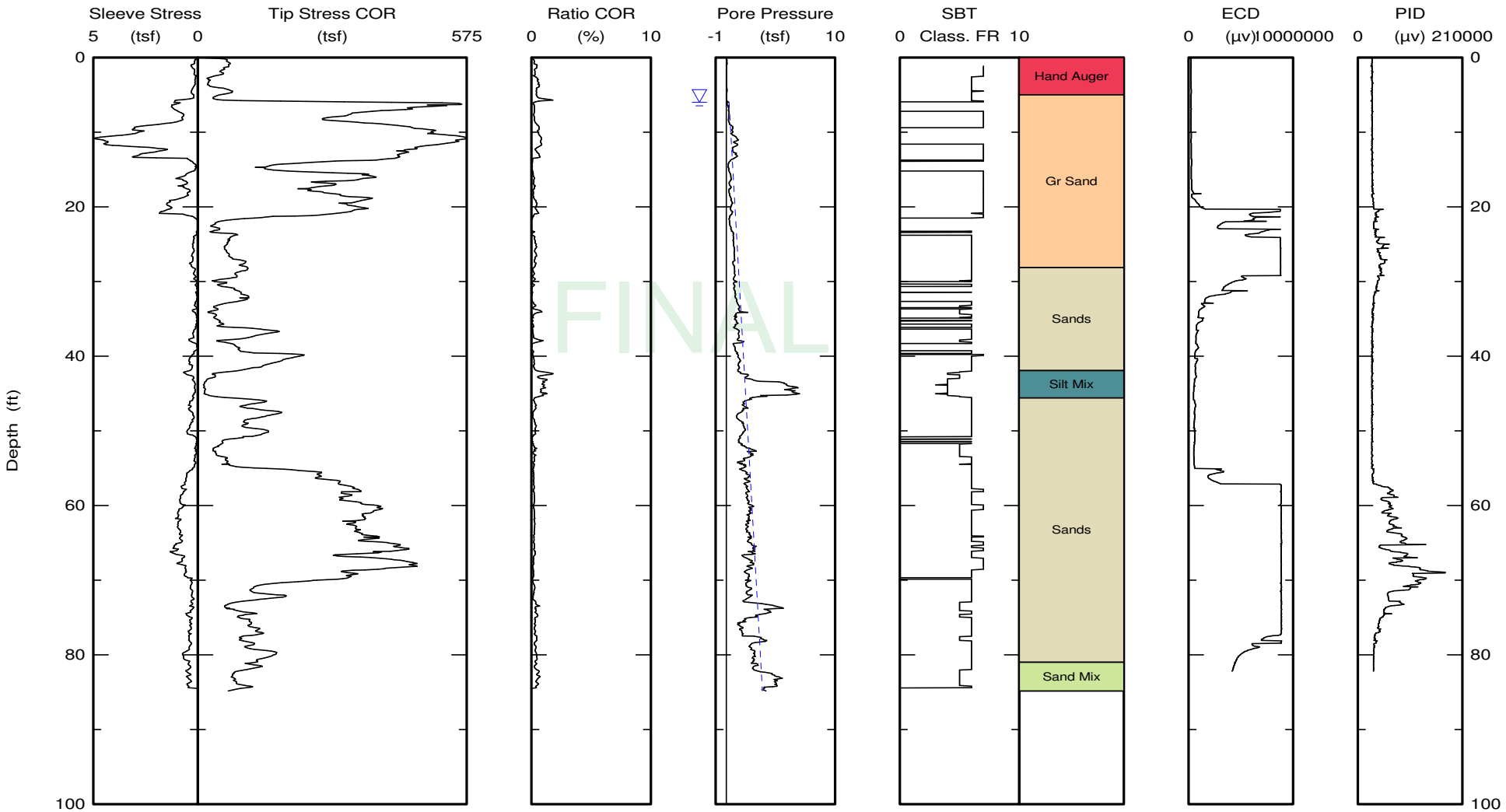

Maximum depth: 84.85 (ft)

Class FR: Friction Ratio Classification (Ref: Robertson 1990)

▽ Estimated Phreatic Surface

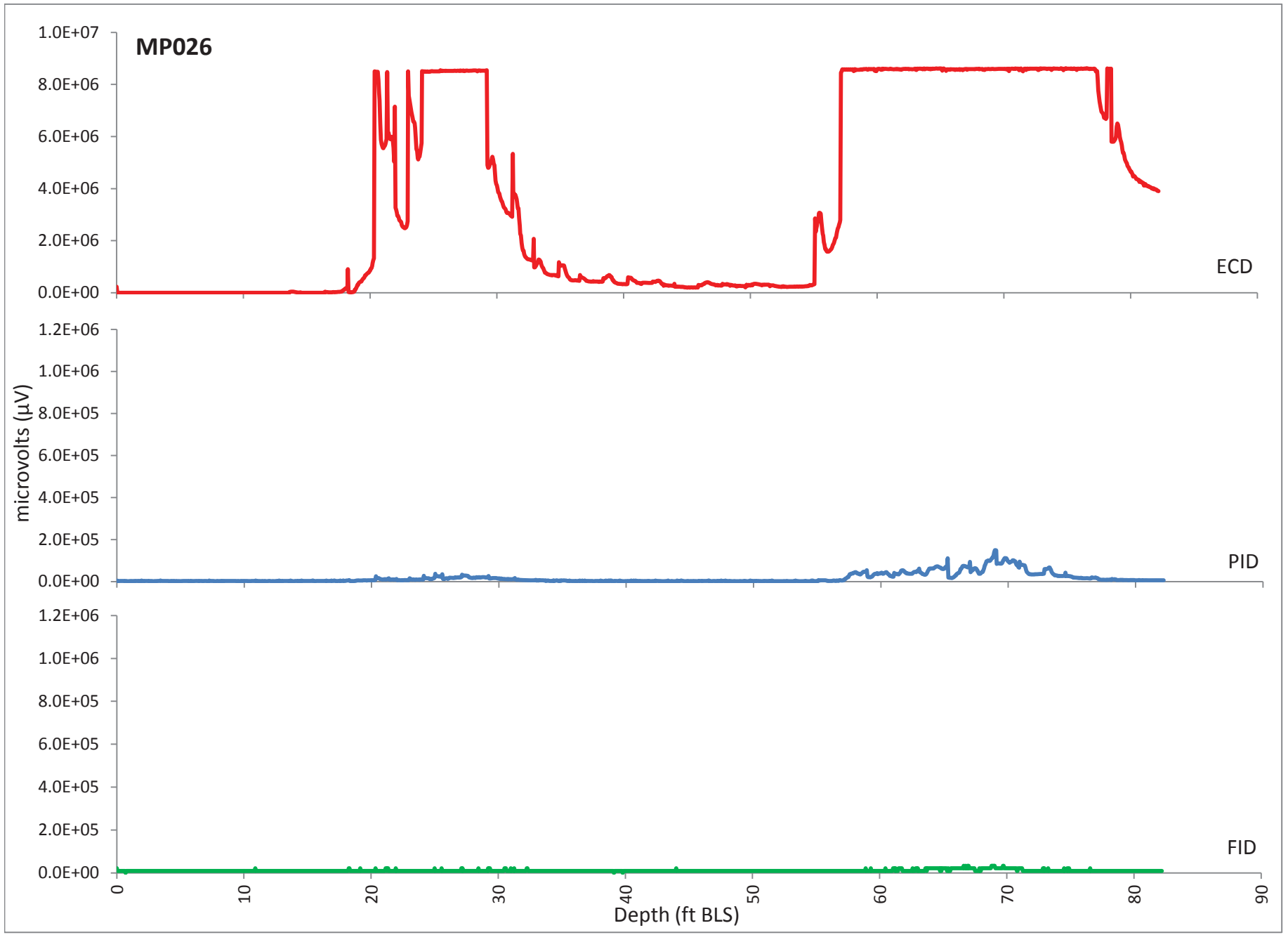
MP026
1.0E+07
8.0E+06
6.0E+06
4.0E+06
2.0E+06
0.0E+00
ECD
1.2E+06
1.0E+06
8.0E+05
6.0E+05
4.0E+05
2.0E+05
0.0E+00
PID
1.2E+06
1.0E+06
8.0E+05
6.0E+05
4.0E+05
2.0E+05
0.0E+00
FID
microvolts (µV)
0
10
20
30
40
50
60
70
80
90
Depth (ft BLS)

APPENDIX I

SLUG TEST RESULTS (2009)

(PROVIDED IN ELECTRONIC VERSION ONLY)

EVALUATION OF HYDRAULIC CONDUCTIVITY (K) BY HVORSLEV METHOD

Hvorslev Equation: $K = \frac{r^2 \ln (L/R)}{2 L T_o}$

H_0 (ft) =	4.2512	Maximum distance below static water level
Ht (ft) =	varies	Distance below static water table at time = t
r (ft) =	0.083	Radius of the well casing
R (ft) =	0.245	Radius of the borehole
L (ft) =	10	Length of the screened interval
L/R =	40.851	
T_0 (min) =	0.71	
m =	-1.4	Slope of Fit Line

K (ft/day) = 2.6 Hydraulic Conductivity

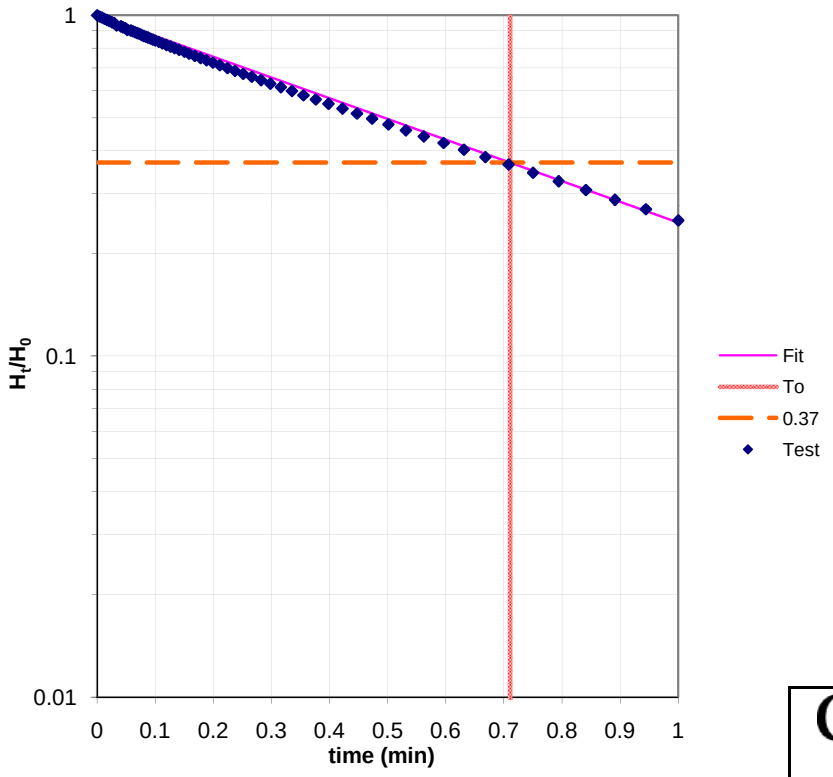

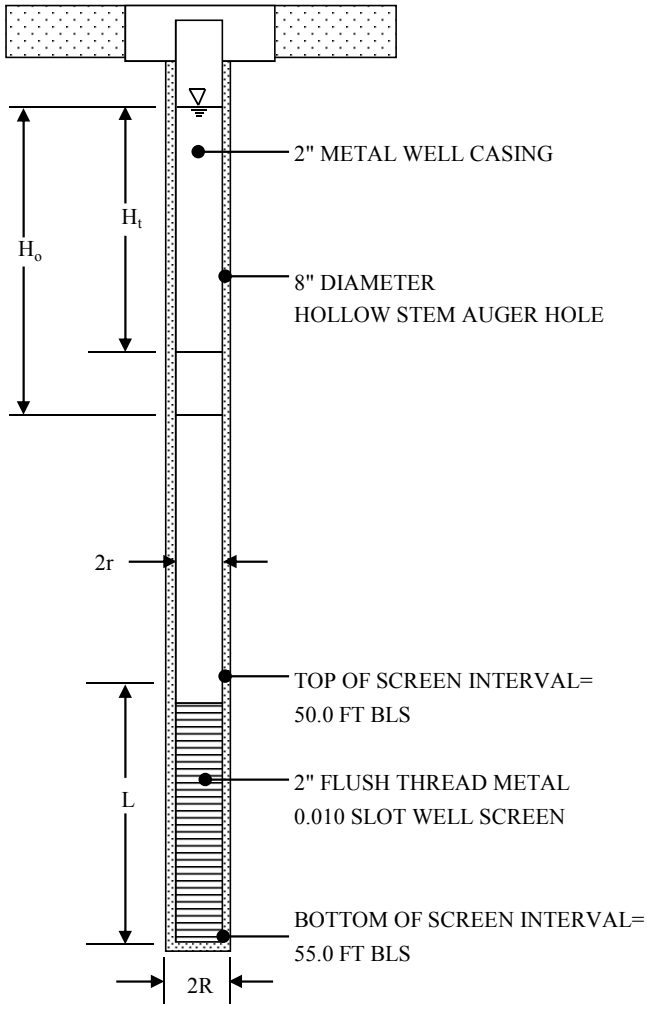

LC-34: IW-02D1
(Test A)

Geosyntec consultants

TITUSVILLE, FLORIDA

DATE 8/21/2009

PROJECT NO. FR0552B

EVALUATION OF HYDRAULIC CONDUCTIVITY (K) BY HVORSLEV METHOD

Hvorslev Equation: $K = \frac{r^2 \ln (L/R)}{2 L T_o}$

H_0 (ft) =	2.7841	Maximum distance below static water level
Ht (ft) =	varies	Distance below static water table at time = t
r (ft) =	0.083	Radius of the well casing
R (ft) =	0.245	Radius of the borehole
L (ft) =	10	Length of the screened interval
L/R =	40.851	
T_0 (min) =	0.66	
m =	-1.5	Slope of Fit Line

K (ft/day) = 2.8 Hydraulic Conductivity

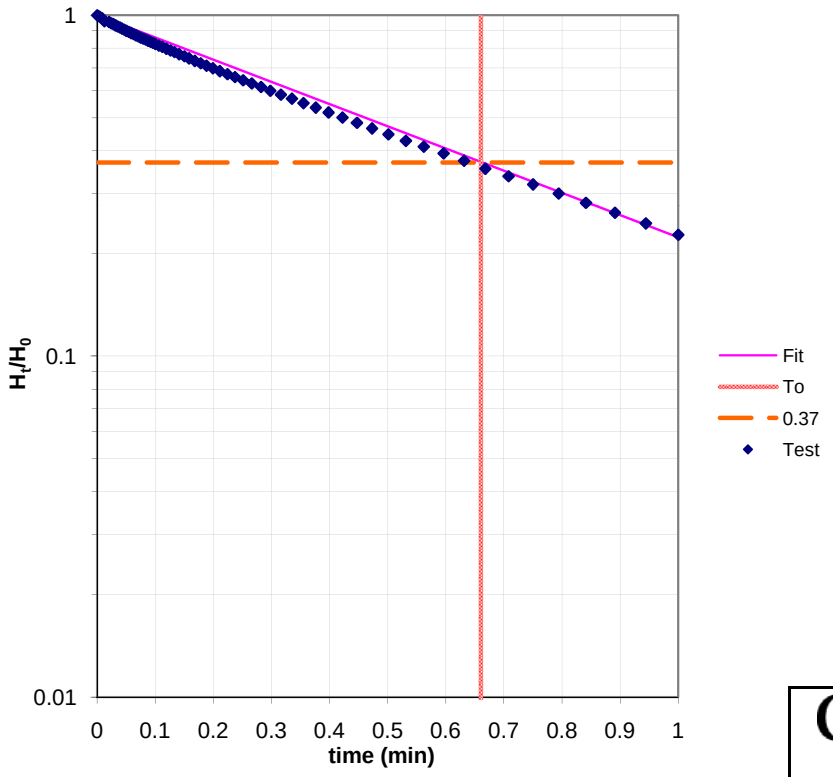

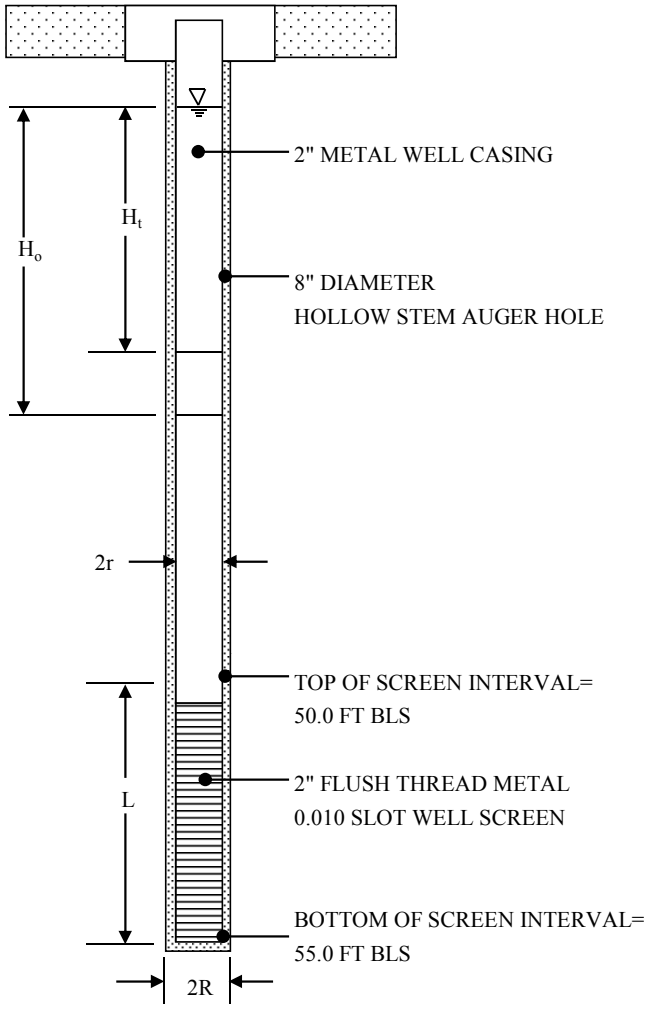

LC-34: IW-02D1
(Test B)

Geosyntec consultants

TITUSVILLE, FLORIDA

DATE 8/21/2009

PROJECT NO. FR0552B

EVALUATION OF HYDRAULIC CONDUCTIVITY (K) BY HVORSLEV METHOD

Hvorslev Equation: $K = \frac{r^2 \ln (L/R)}{2 L T_o}$

H_0 (ft) =	2.5996	Maximum distance below static water level
Ht (ft) =	varies	Distance below static water table at time = t
r (ft) =	0.083	Radius of the well casing
R (ft) =	0.245	Radius of the borehole
L (ft) =	10	Length of the screened interval
L/R =	40.851	
T_0 (min) =	0.66	
m =	-1.5	Slope of Fit Line

K (ft/day) = 2.8 Hydraulic Conductivity

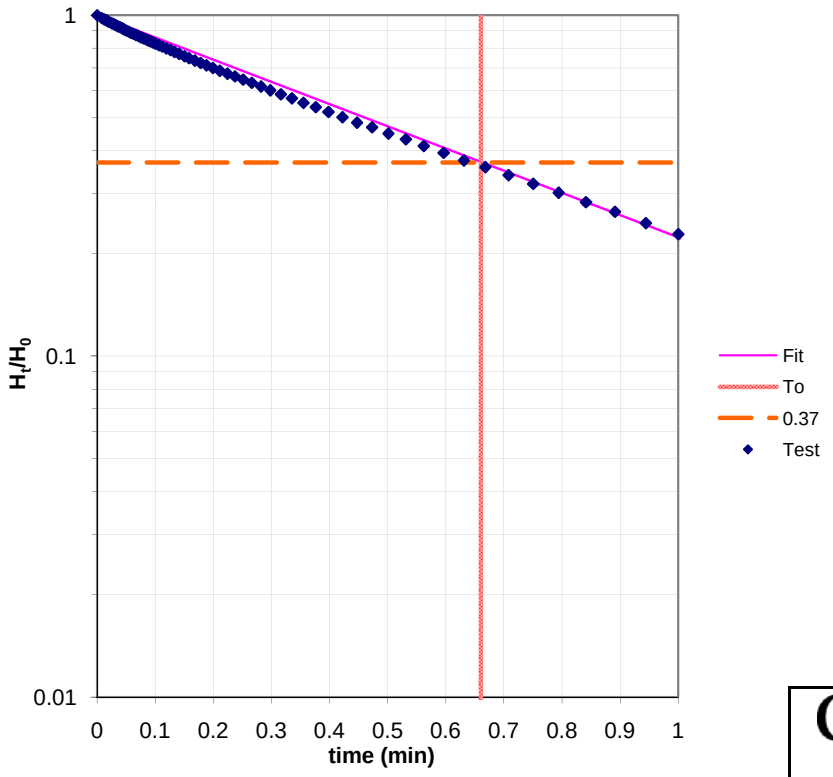

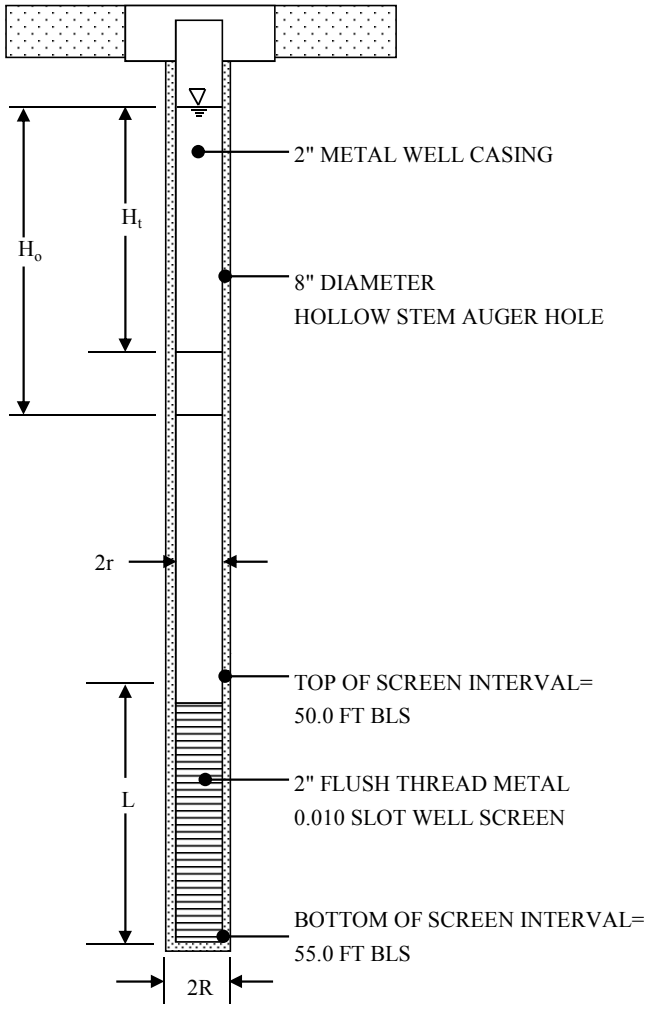

LC-34: IW-02D1
(Test C)

Geosyntec consultants

TITUSVILLE, FLORIDA

DATE 8/21/2009

PROJECT NO. FR0552B

EVALUATION OF HYDRAULIC CONDUCTIVITY (K) BY HVORSLEV METHOD

Hvorslev Equation: $K = \frac{r^2 \ln(L/R)}{2 L T_o}$

H_0 (ft) =	5.8958	Maximum distance below static water level
Ht (ft) =	varies	Distance below static water table at time = t
r (ft) =	0.083	Radius of the well casing
R (ft) =	0.245	Radius of the borehole
L (ft) =	10	Length of the screened interval
L/R =	40.851	
T_0 (min) =	0.77	
m =	-1.3	Slope of Fit Line

K (ft/day) = 2.4 Hydraulic Conductivity

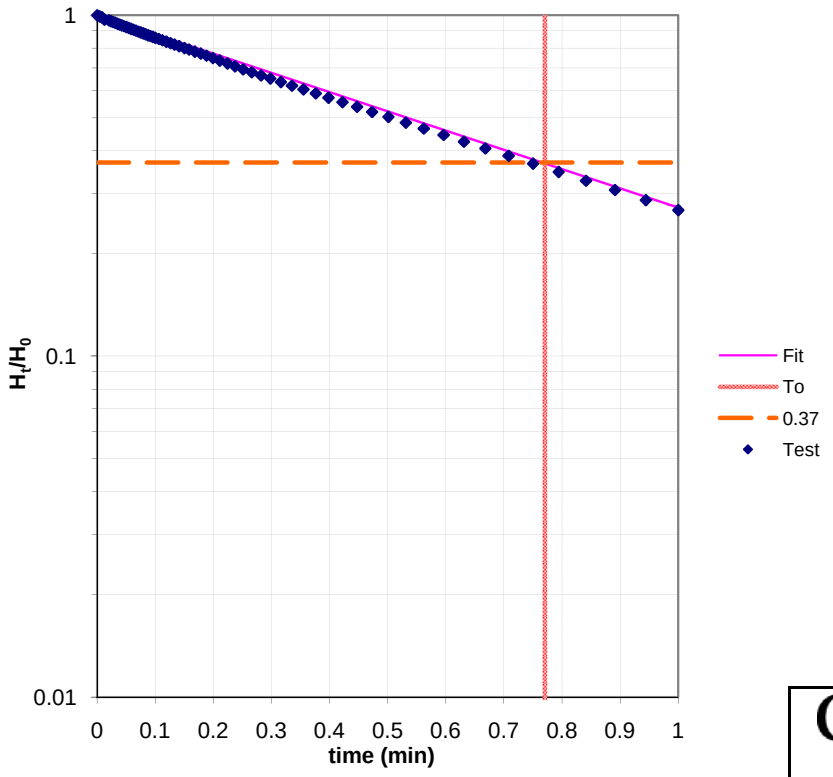

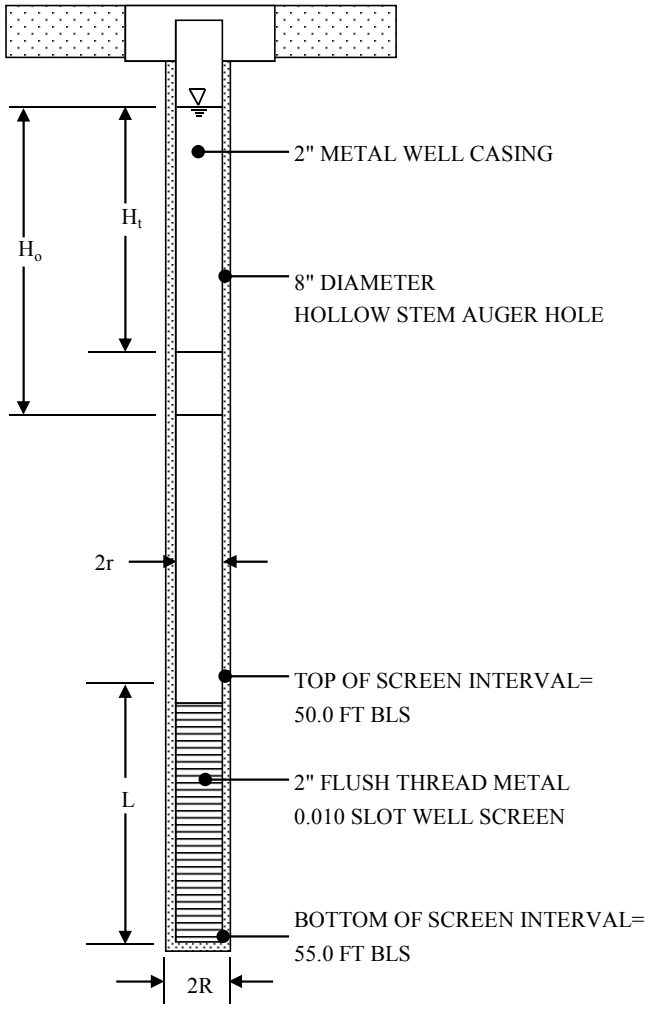

LC-34: IW-02D1
(Test D)

Geosyntec consultants

TITUSVILLE, FLORIDA

DATE 8/21/2009

PROJECT NO. FR0552B

EVALUATION OF HYDRAULIC CONDUCTIVITY (K) BY HVORSLEV METHOD

Hvorslev Equation: $K = \frac{r^2 \ln(L/R)}{2 L T_o}$

H_0 (ft) =	2.4428	Maximum distance below static water level
Ht (ft) =	varies	Distance below static water table at time = t
r (ft) =	0.083	Radius of the well casing
R (ft) =	0.245	Radius of the borehole
L (ft) =	10	Length of the screened interval
L/R =	40.851	
T_0 (min) =	0.33	
m =	-3	Slope of Fit Line

K (ft/day) = 5.6 Hydraulic Conductivity

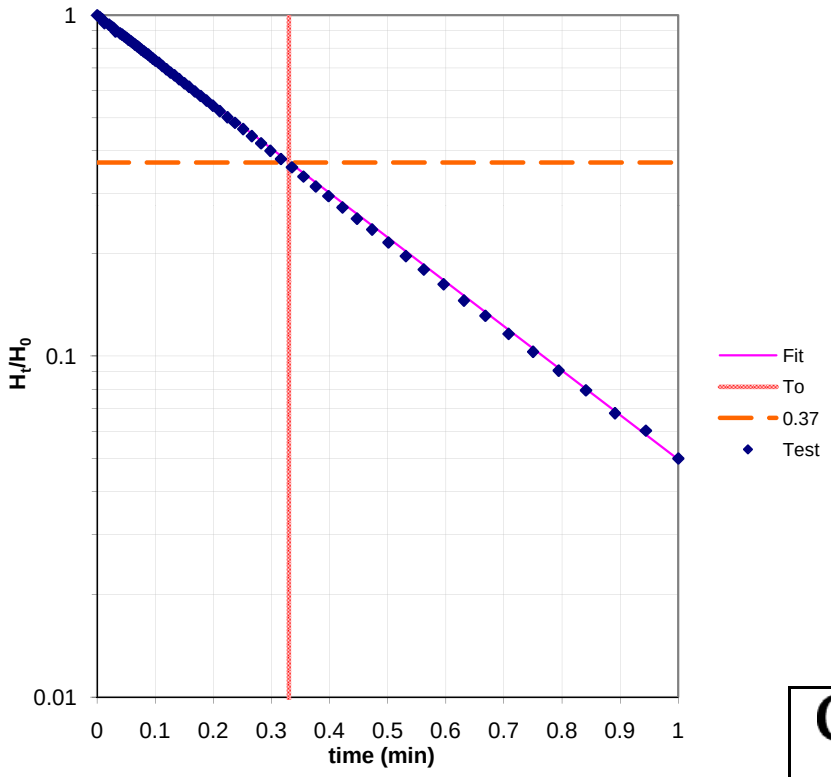

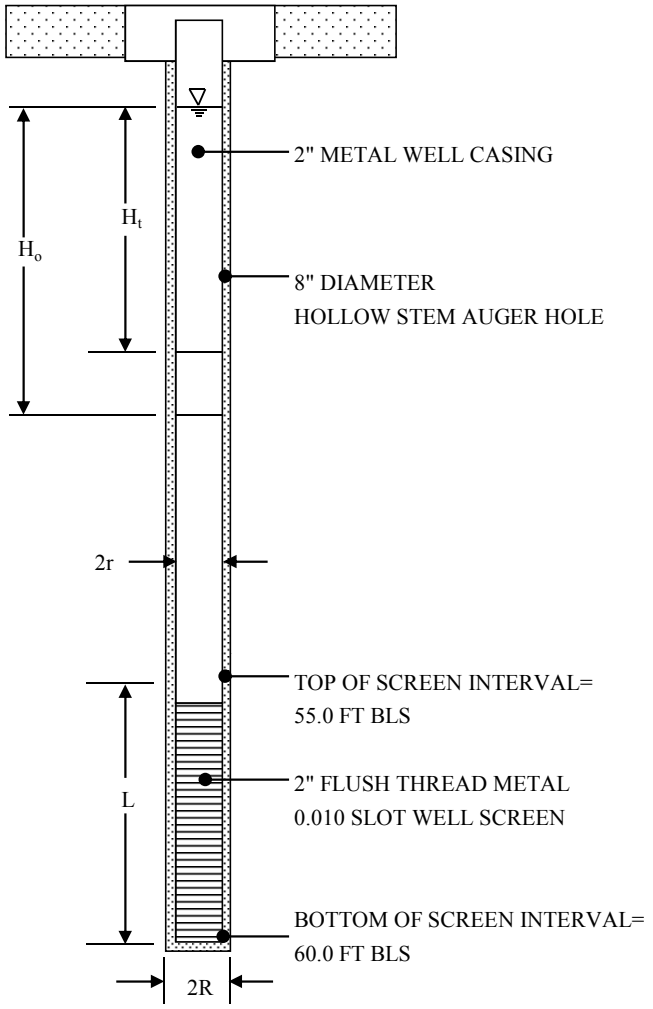

LC-34: PA-20
(Test A)

Geosyntec consultants

TITUSVILLE, FLORIDA

DATE 8/21/2009

PROJECT NO. FR0552B

EVALUATION OF HYDRAULIC CONDUCTIVITY (K) BY HVORSLEV METHOD

Hvorslev Equation: $K = \frac{r^2 \ln (L/R)}{2 L T_o}$

H_0 (ft) =	2.2282	Maximum distance below static water level
Ht (ft) =	varies	Distance below static water table at time = t
r (ft) =	0.083	Radius of the well casing
R (ft) =	0.245	Radius of the borehole
L (ft) =	10	Length of the screened interval
L/R =	40.851	
T_0 (min) =	0.33	
m =	-3	Slope of Fit Line

K (ft/day) = 5.6 Hydraulic Conductivity

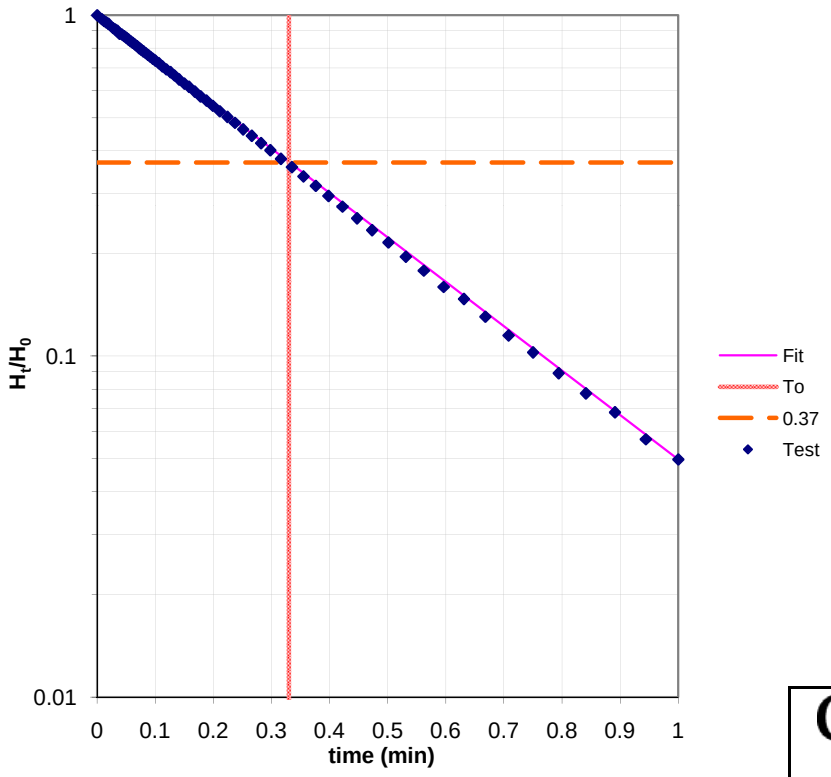

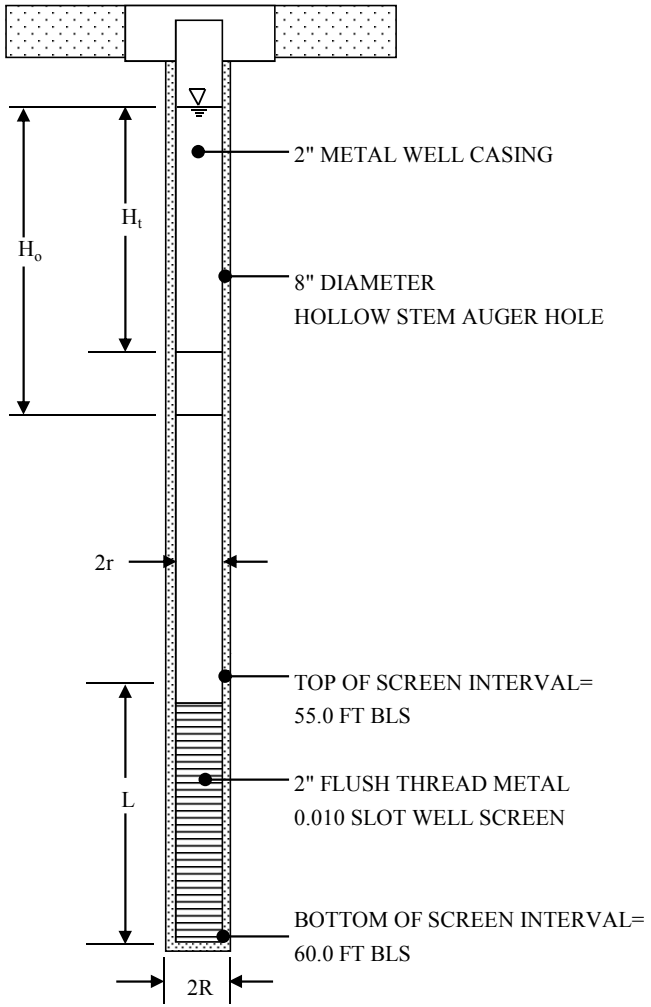

LC-34: PA-20
(Test B)

Geosyntec consultants

TITUSVILLE, FLORIDA

DATE 8/21/2009

PROJECT NO. FR0552B

EVALUATION OF HYDRAULIC CONDUCTIVITY (K) BY HVORSLEV METHOD

Hvorslev Equation: $K = \frac{r^2 \ln(L/R)}{2 L T_o}$

H_0 (ft) =	3.8083	Maximum distance below static water level
Ht (ft) =	varies	Distance below static water table at time = t
r (ft) =	0.083	Radius of the well casing
R (ft) =	0.245	Radius of the borehole
L (ft) =	10	Length of the screened interval
L/R =	40.851	
T_0 (min) =	0.335	
m =	-3	Slope of Fit Line

K (ft/day) = 5.5 Hydraulic Conductivity

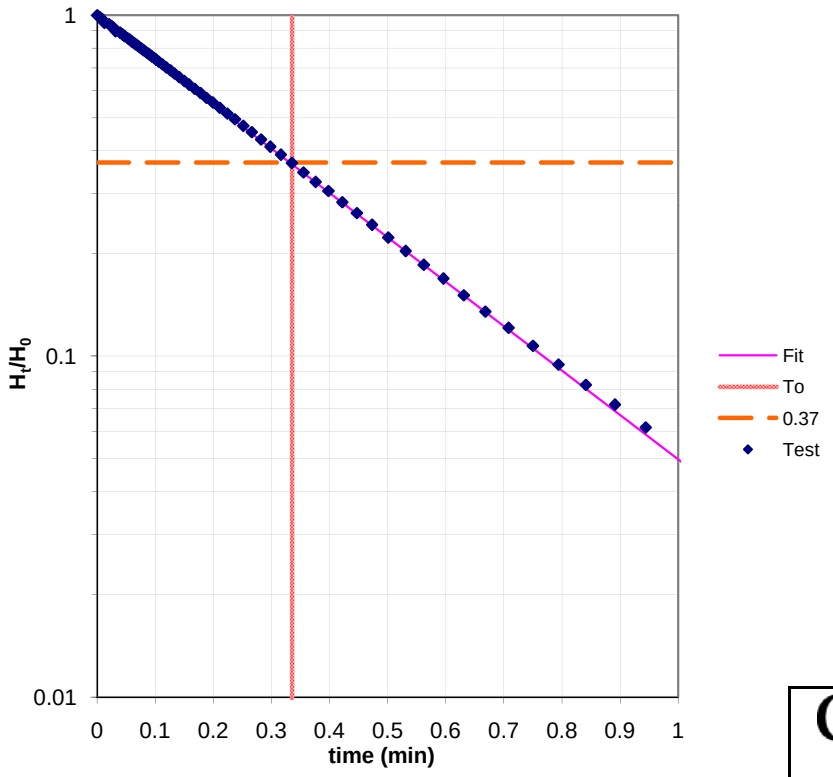

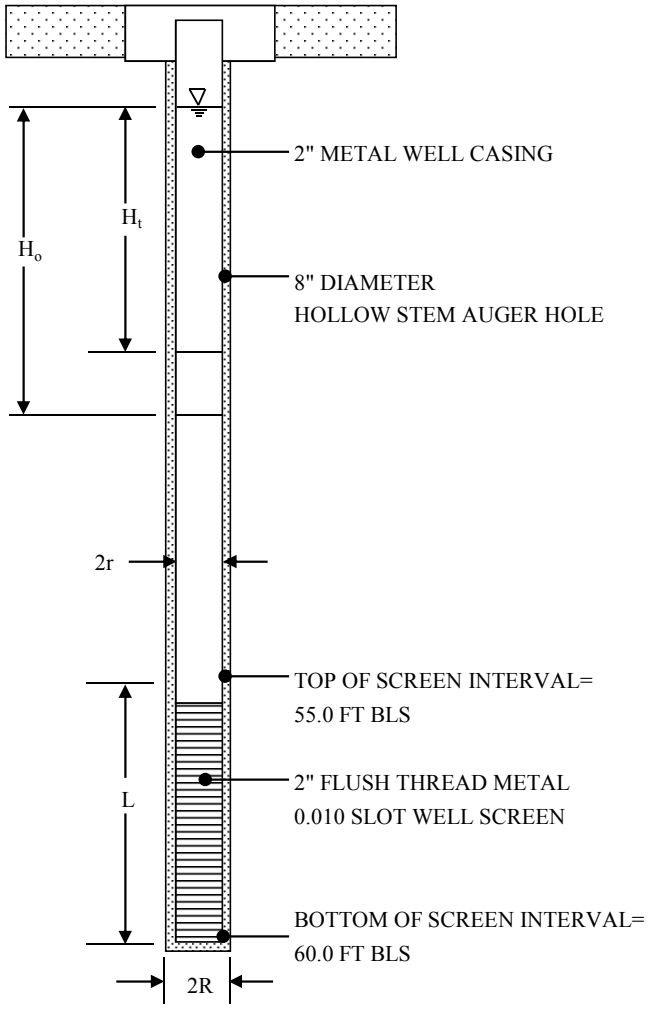

LC-34: PA-20
(Test C)

Geosyntec consultants

TITUSVILLE, FLORIDA

DATE 8/21/2009

PROJECT NO. FR0552B

EVALUATION OF HYDRAULIC CONDUCTIVITY (K) BY HVORSLEV METHOD

Hvorslev Equation: $K = \frac{r^2 \ln (L/R)}{2 L T_o}$

H_0 (ft) =	0.6482	Maximum distance below static water level
Ht (ft) =	varies	Distance below static water table at time = t
r (ft) =	0.083	Radius of the well casing
R (ft) =	0.245	Radius of the borehole
L (ft) =	10	Length of the screened interval
L/R =	40.851	
T_0 (min) =	1.55	
m =	-0.65	Slope of Fit Line

K (ft/day) = 1.2 Hydraulic Conductivity

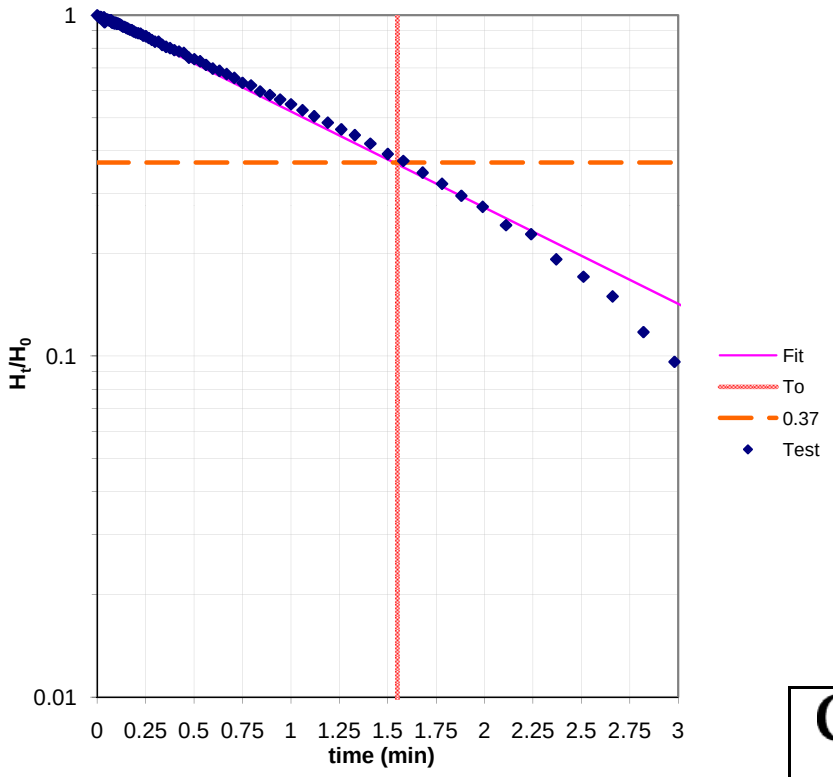

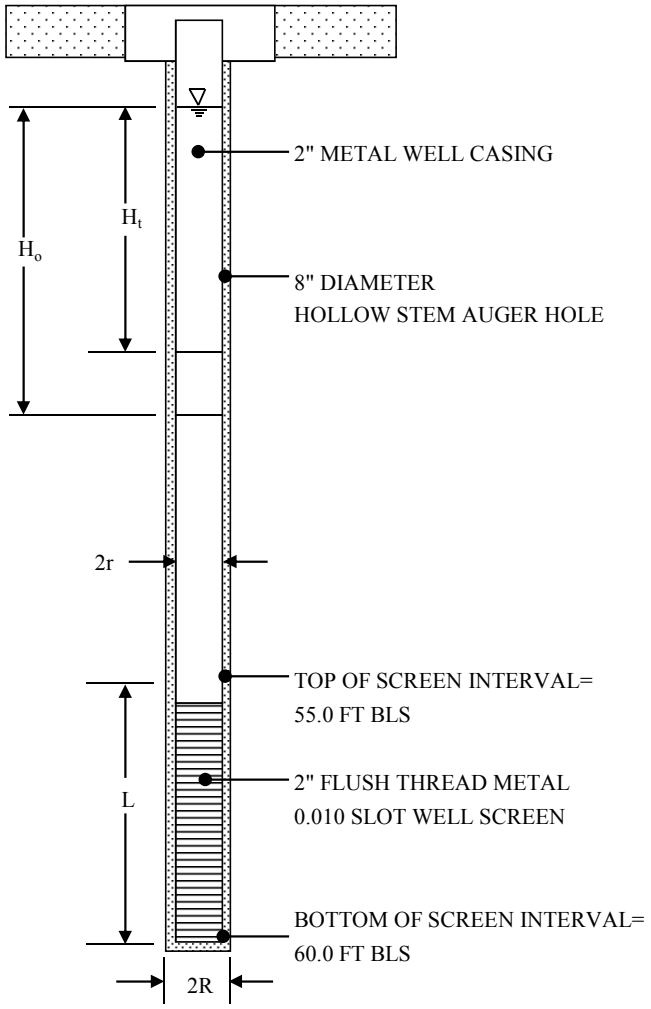

LC-34: PA-21
(Test A)

Geosyntec consultants

TITUSVILLE, FLORIDA

DATE 8/21/2009

PROJECT NO. FR0552B

EVALUATION OF HYDRAULIC CONDUCTIVITY (K) BY HVORSLEV METHOD

Hvorslev Equation: $K = \frac{r^2 \ln (L/R)}{2 L T_o}$

H_0 (ft) =	0.5167	Maximum distance below static water level
Ht (ft) =	varies	Distance below static water table at time = t
r (ft) =	0.083	Radius of the well casing
R (ft) =	0.245	Radius of the borehole
L (ft) =	10	Length of the screened interval
L/R =	40.851	
T_0 (min) =	1.28	
m =	-0.78	Slope of Fit Line

K (ft/day) = 1.4 Hydraulic Conductivity

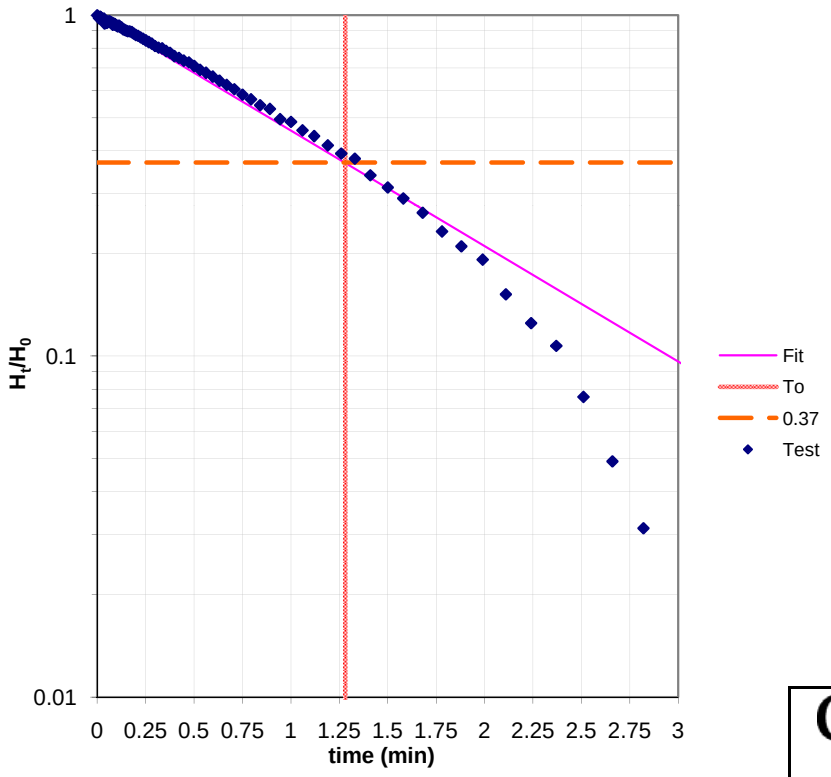

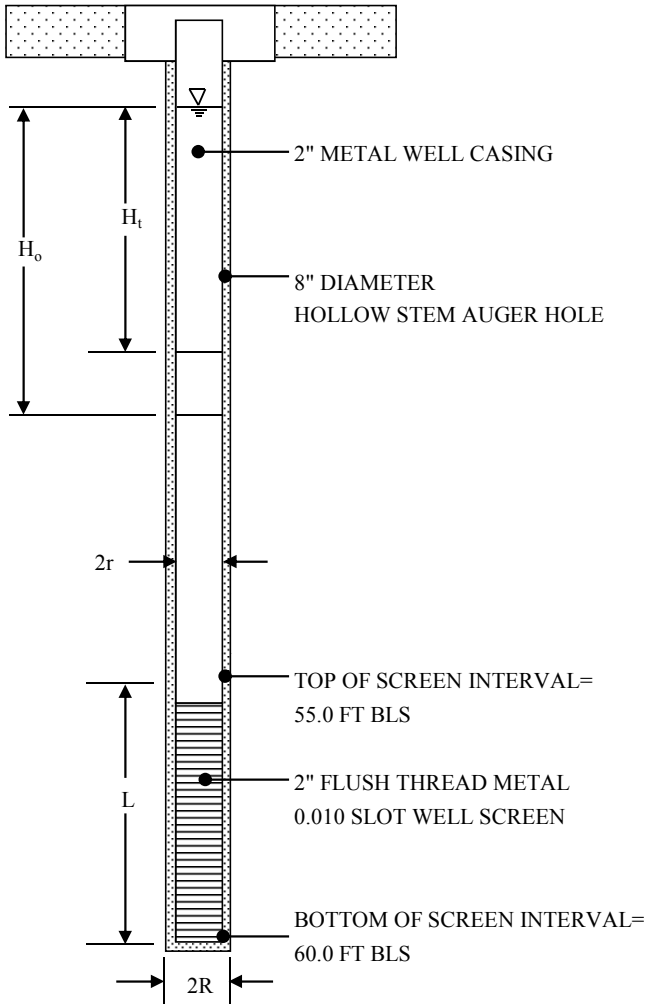

LC-34: PA-21
(Test B)

Geosyntec consultants

TITUSVILLE, FLORIDA

DATE 8/21/2009

PROJECT NO. FR0552B

EVALUATION OF HYDRAULIC CONDUCTIVITY (K) BY HVORSLEV METHOD

Hvorslev Equation: $K = \frac{r^2 \ln (L/R)}{2 L T_o}$

H_0 (ft) =	0.6366	Maximum distance below static water level
Ht (ft) =	varies	Distance below static water table at time = t
r (ft) =	0.083	Radius of the well casing
R (ft) =	0.245	Radius of the borehole
L (ft) =	10	Length of the screened interval
L/R =	40.851	
T_0 (min) =	1.28	
m =	-0.78	Slope of Fit Line

K (ft/day) = 1.4 Hydraulic Conductivity

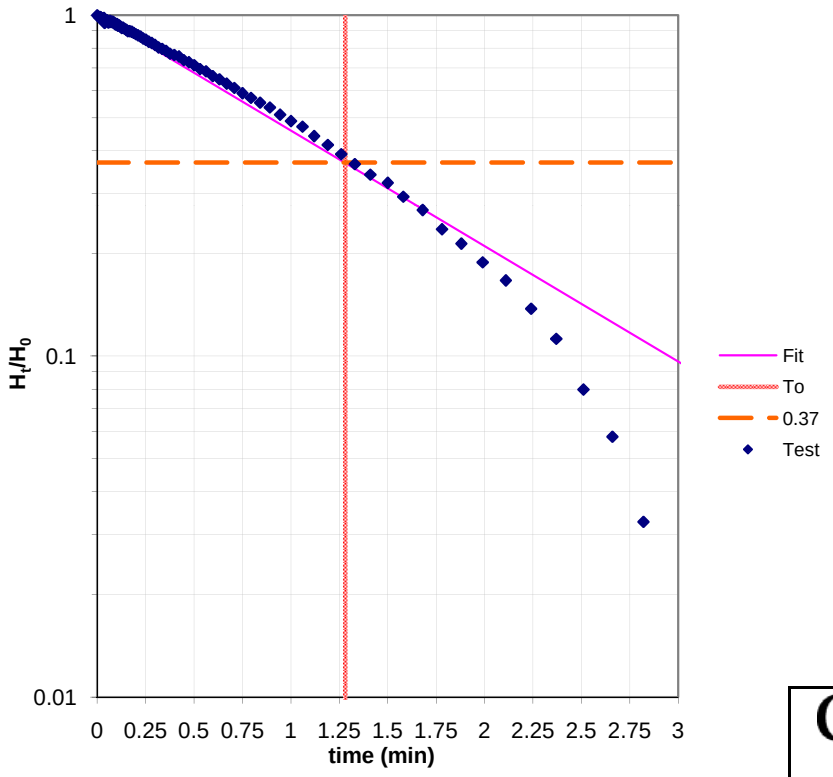

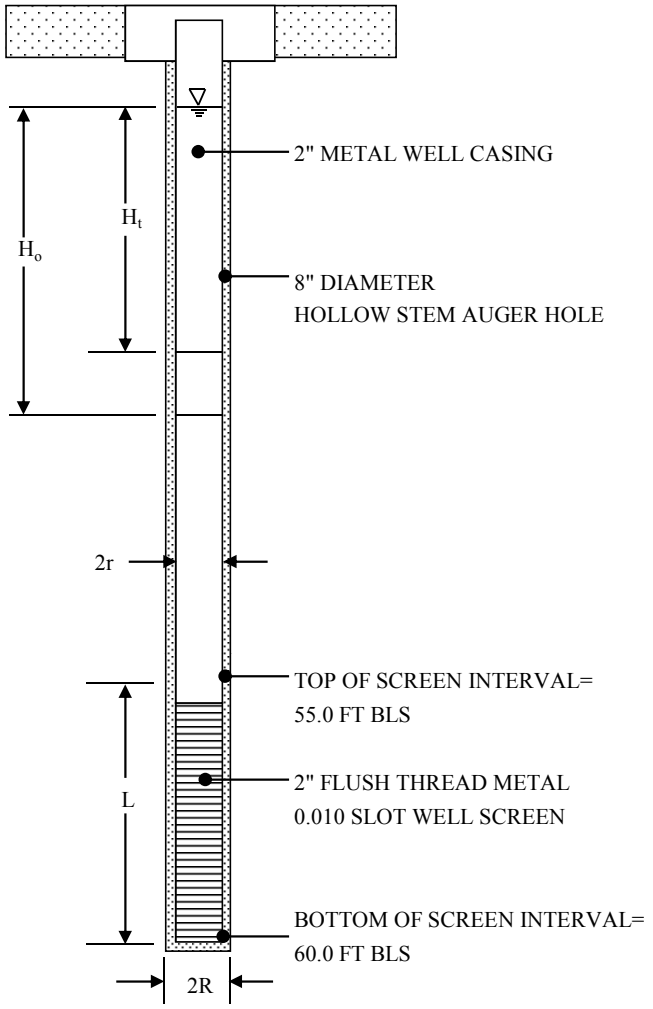

LC-34: PA-21
(Test C)

Geosyntec consultants

TITUSVILLE, FLORIDA

DATE 8/21/2009

PROJECT NO. FR0552B

EVALUATION OF HYDRAULIC CONDUCTIVITY (K) BY HVORSLEV METHOD

Hvorslev Equation: $K = \frac{r^2 \ln (L/R)}{2 L T_o}$

H_0 (ft) =	1.2202	Maximum distance below static water level
Ht (ft) =	varies	Distance below static water table at time = t
r (ft) =	0.083	Radius of the well casing
R (ft) =	0.245	Radius of the borehole
L (ft) =	10	Length of the screened interval
L/R =	40.851	
T_0 (min) =	1.36	
m =	-0.74	Slope of Fit Line

K (ft/day) = 1.4 Hydraulic Conductivity

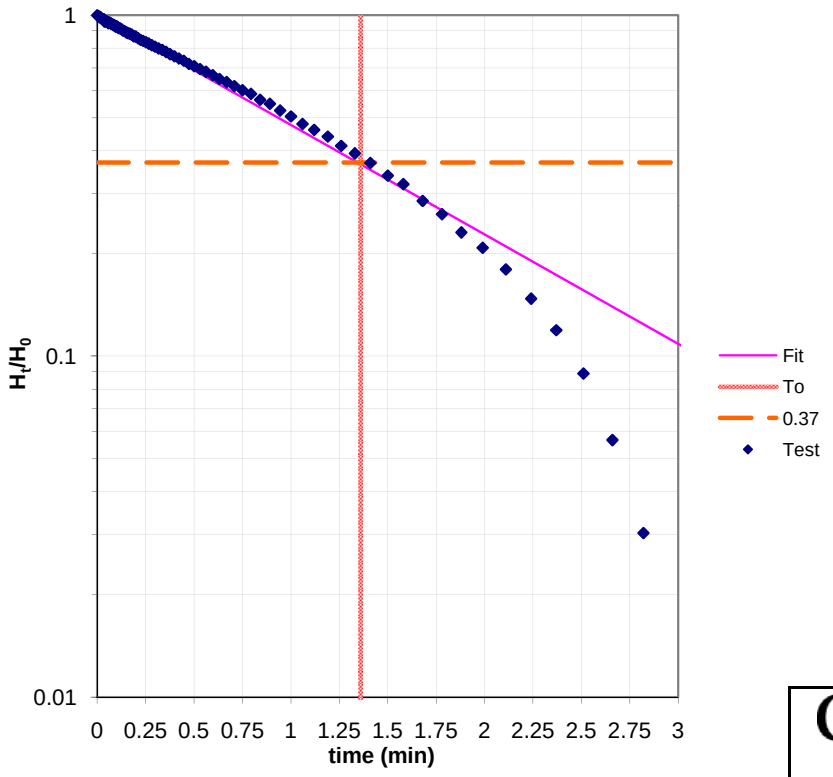

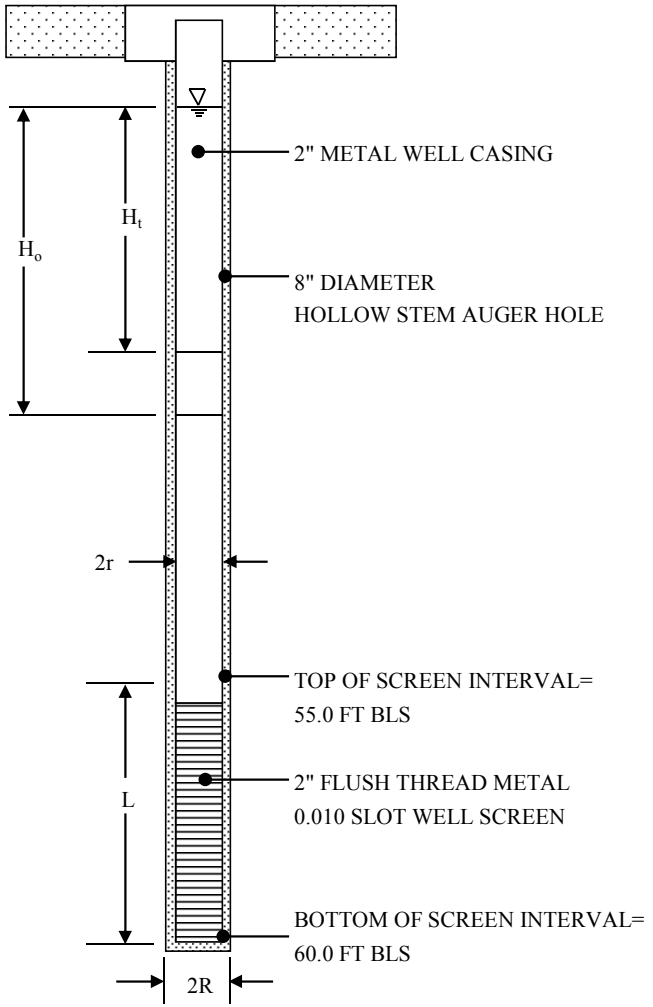

LC-34: PA-21
(Test D)

Geosyntec consultants

TITUSVILLE, FLORIDA

DATE 8/21/2009

PROJECT NO. FR0552B

EVALUATION OF HYDRAULIC CONDUCTIVITY (K) BY HVORSLEV METHOD

Hvorslev Equation: $K = \frac{r^2 \ln (L/R)}{2 L T_o}$

H_0 (ft) =	0.8235	Maximum distance below static water level
Ht (ft) =	varies	Distance below static water table at time = t
r (ft) =	0.083	Radius of the well casing
R (ft) =	0.245	Radius of the borehole
L (ft) =	10	Length of the screened interval
L/R =	40.851	
T_0 (min) =	1.32	
m =	-0.76	Slope of Fit Line

K (ft/day) = 1.4 Hydraulic Conductivity

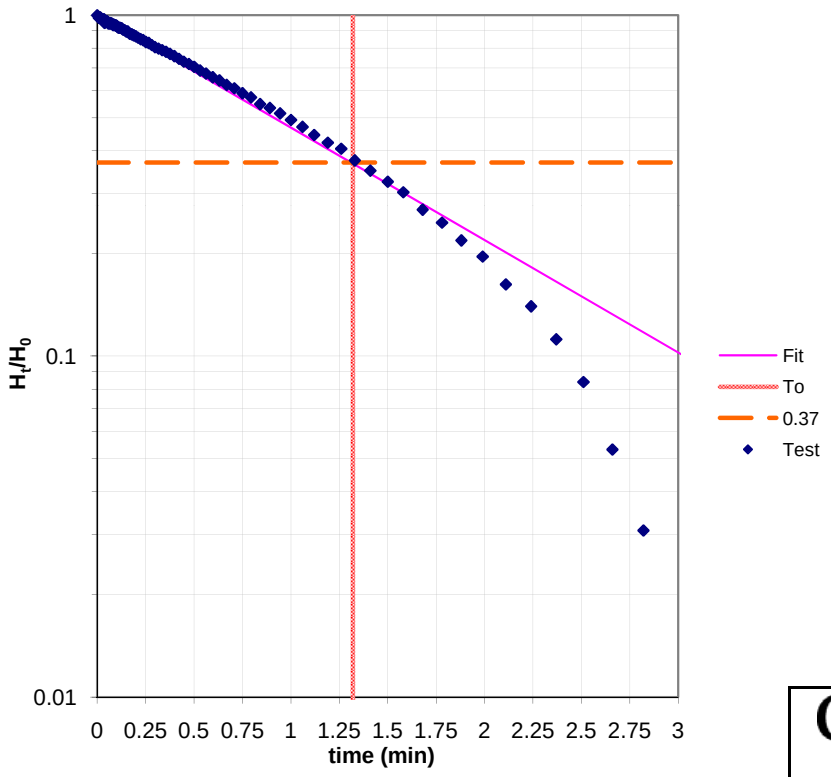

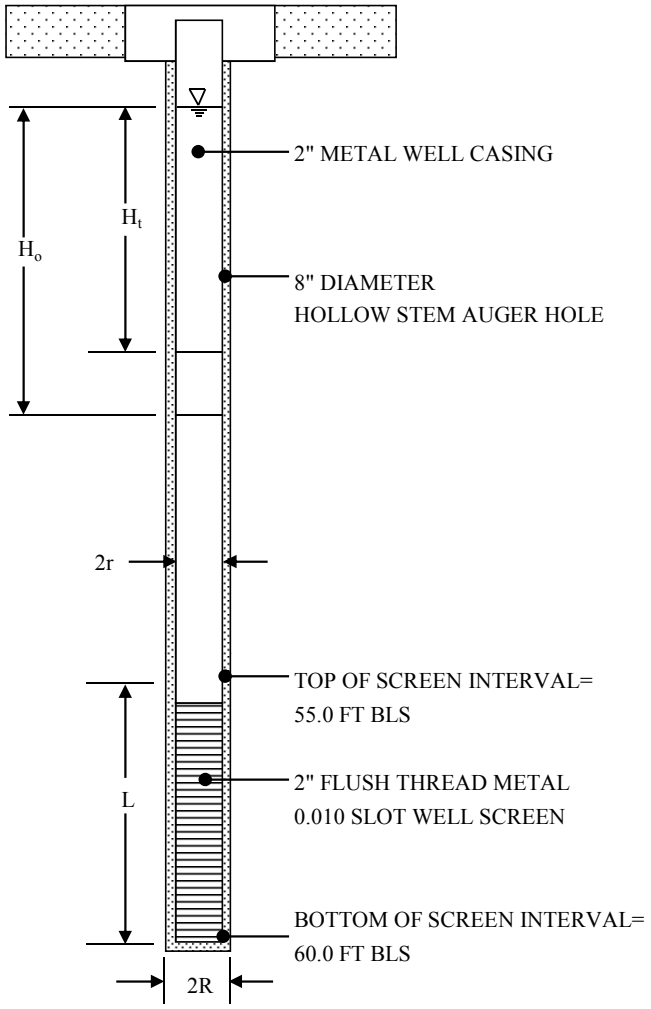

LC-34: PA-21
(Test E)

Geosyntec consultants

TITUSVILLE, FLORIDA

DATE 8/21/2009

PROJECT NO. FR0552B

EVALUATION OF HYDRAULIC CONDUCTIVITY (K) BY HVORSLEV METHOD

Hvorslev Equation: $K = \frac{r^2 \ln(L/R)}{2 L T_o}$

H_0 (ft) =	0.3414	Maximum distance below static water level
Ht (ft) =	varies	Distance below static water table at time = t
r (ft) =	0.083	Radius of the well casing
R (ft) =	0.245	Radius of the borehole
L (ft) =	10	Length of the screened interval
L/R =	40.851	
T_0 (min) =	1.22	
m =	-0.82	Slope of Fit Line

K (ft/day) = 1.5 Hydraulic Conductivity

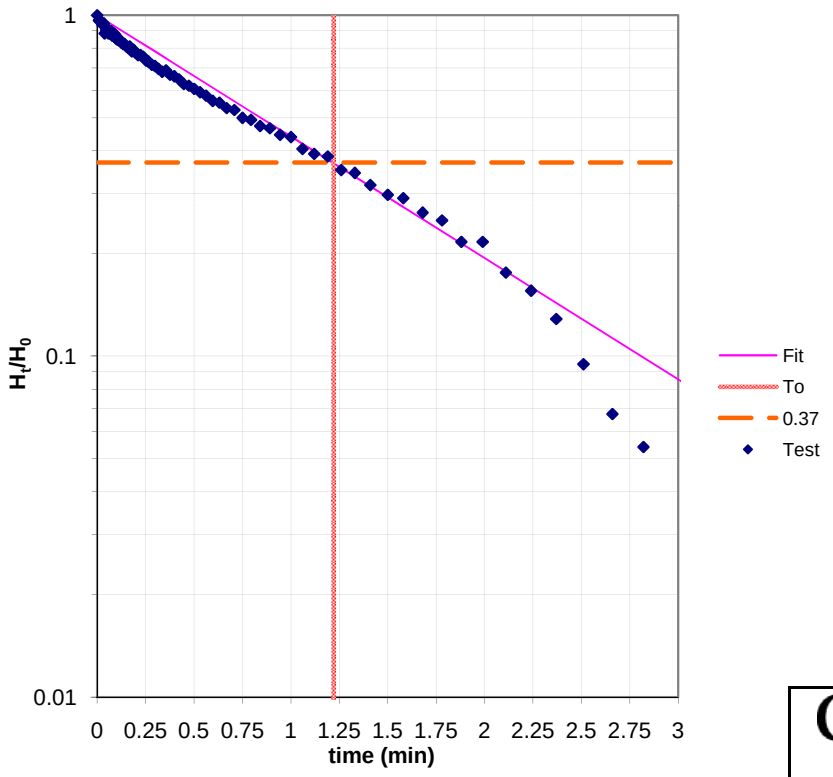

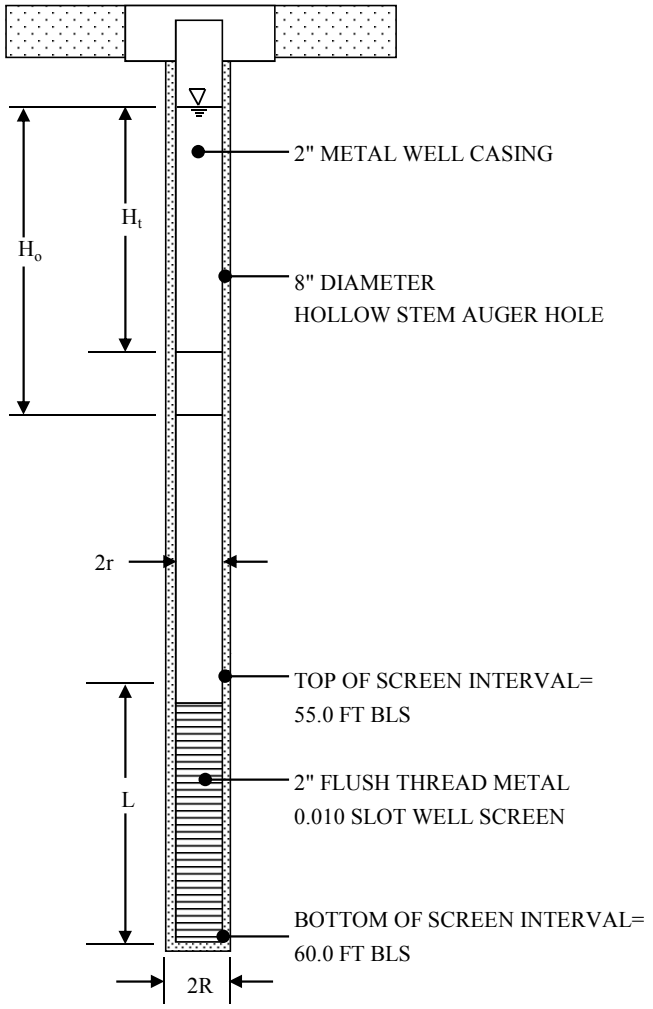

LC-34: PA-22
(Test A)

Geosyntec consultants

TITUSVILLE, FLORIDA

DATE 8/21/2009

PROJECT NO. FR0552B

EVALUATION OF HYDRAULIC CONDUCTIVITY (K) BY HVORSLEV METHOD

Hvorslev Equation: $K = \frac{r^2 \ln(L/R)}{2 L T_o}$

H_0 (ft) =	0.4129	Maximum distance below static water level
Ht (ft) =	varies	Distance below static water table at time = t
r (ft) =	0.083	Radius of the well casing
R (ft) =	0.245	Radius of the borehole
L (ft) =	10	Length of the screened interval
L/R =	40.851	
T_0 (min) =	1.22	
m =	-0.83	Slope of Fit Line

K (ft/day) = 1.5 Hydraulic Conductivity

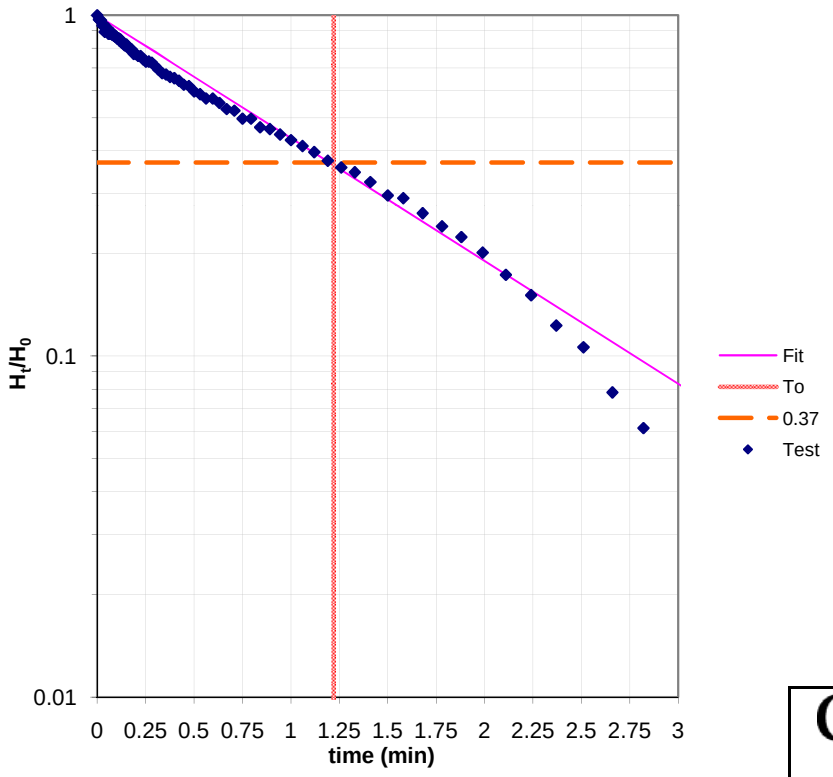

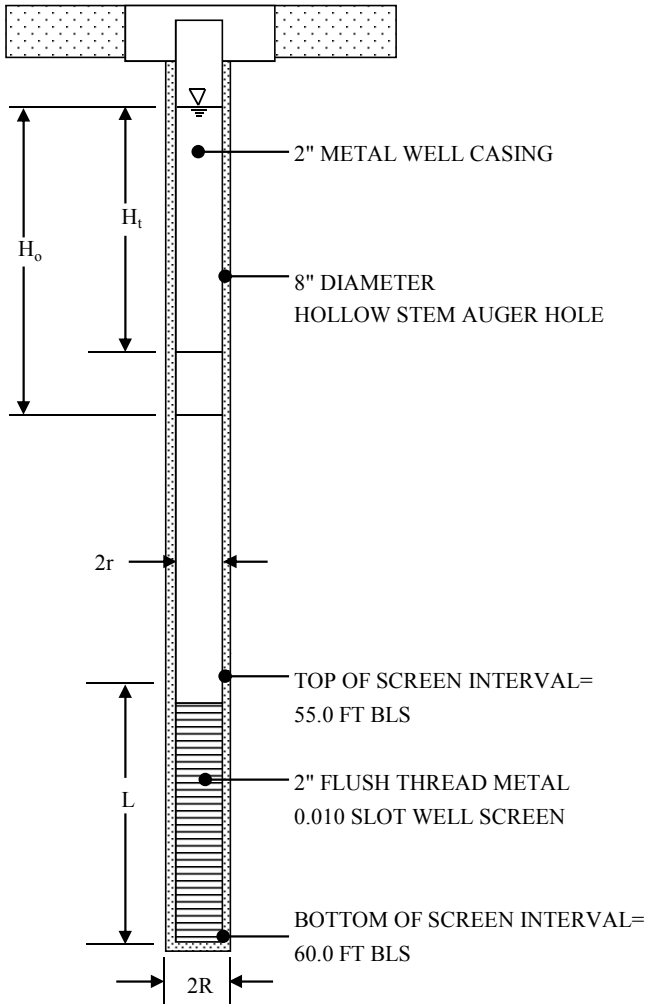

LC-34: PA-22
(Test B)

Geosyntec consultants

TITUSVILLE, FLORIDA

DATE 8/21/2009

PROJECT NO. FR0552B

EVALUATION OF HYDRAULIC CONDUCTIVITY (K) BY HVORSLEV METHOD

Hvorslev Equation: $K = \frac{r^2 \ln (L/R)}{2 L T_o}$

H_0 (ft) =	0.4706	Maximum distance below static water level
Ht (ft) =	varies	Distance below static water table at time = t
r (ft) =	0.083	Radius of the well casing
R (ft) =	0.245	Radius of the borehole
L (ft) =	10	Length of the screened interval
L/R =	40.851	
T_0 (min) =	1.22	
m =	-0.83	Slope of Fit Line

K (ft/day) = 1.5 Hydraulic Conductivity

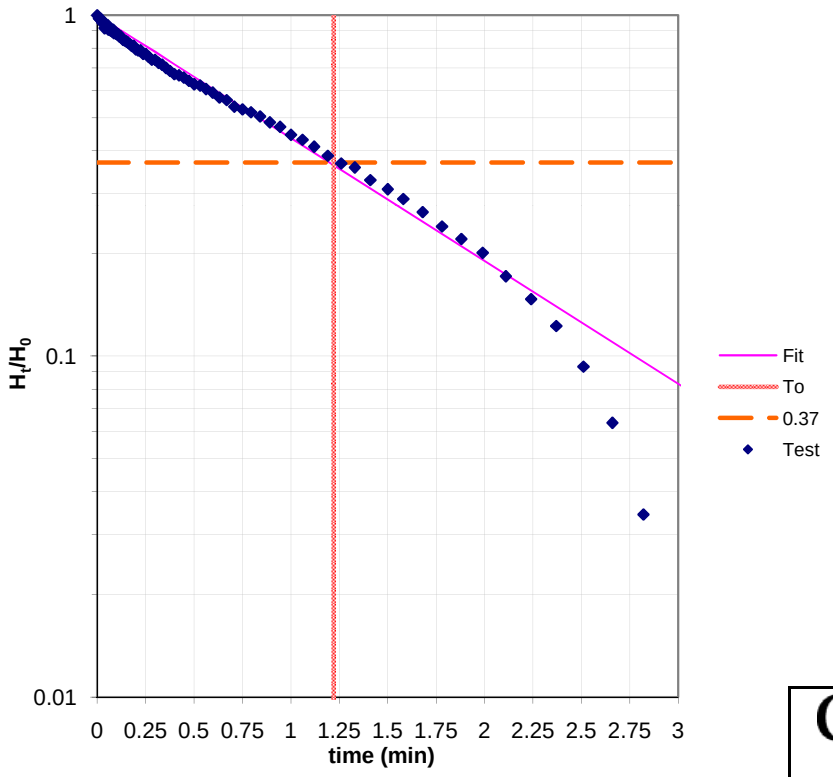

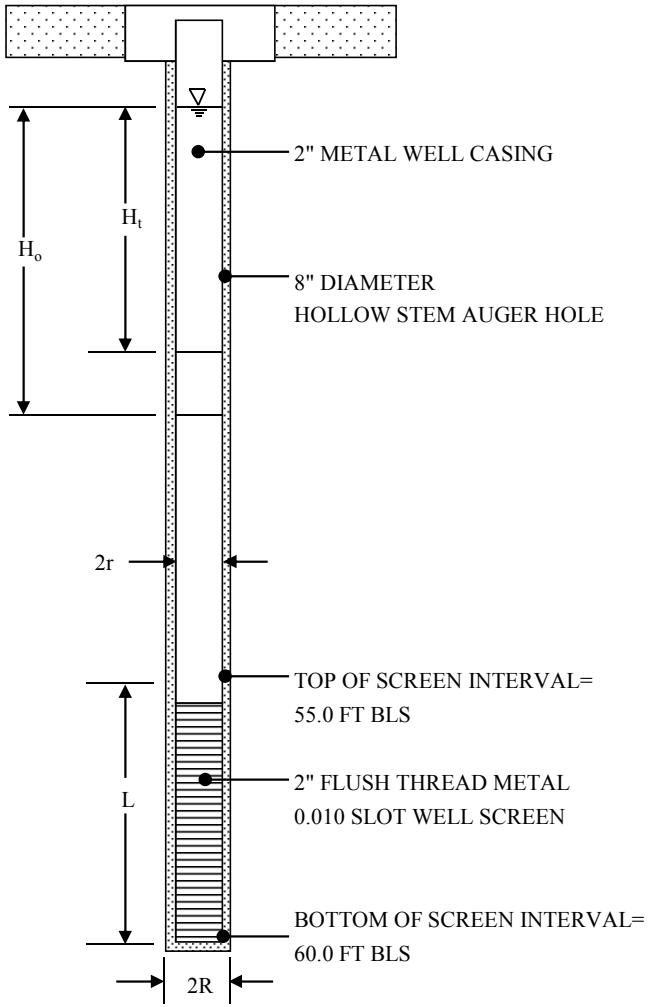

LC-34: PA-22
(Test C)

Geosyntec consultants

TITUSVILLE, FLORIDA

DATE 8/21/2009

PROJECT NO. FR0552B

EVALUATION OF HYDRAULIC CONDUCTIVITY (K) BY HVORSLEV METHOD

Hvorslev Equation: $K = \frac{r^2 \ln (L/R)}{2 L T_o}$

H_0 (ft) =	1.4347	Maximum distance below static water level
Ht (ft) =	varies	Distance below static water table at time = t
r (ft) =	0.083	Radius of the well casing
R (ft) =	0.245	Radius of the borehole
L (ft) =	10	Length of the screened interval
L/R =	40.851	
T_0 (min) =	1.15	
m =	-0.87	Slope of Fit Line

K (ft/day) = 1.6 Hydraulic Conductivity

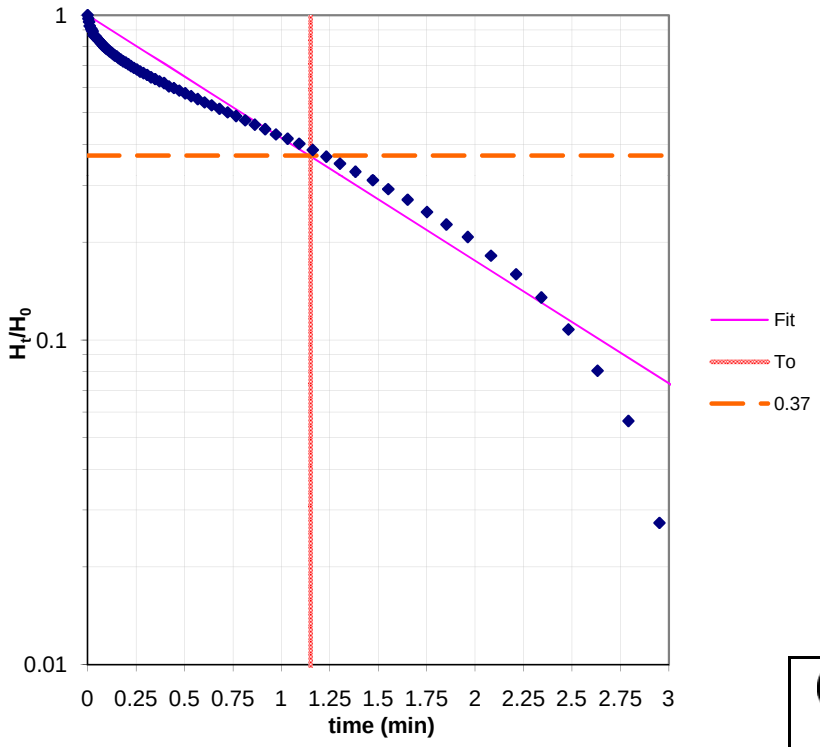

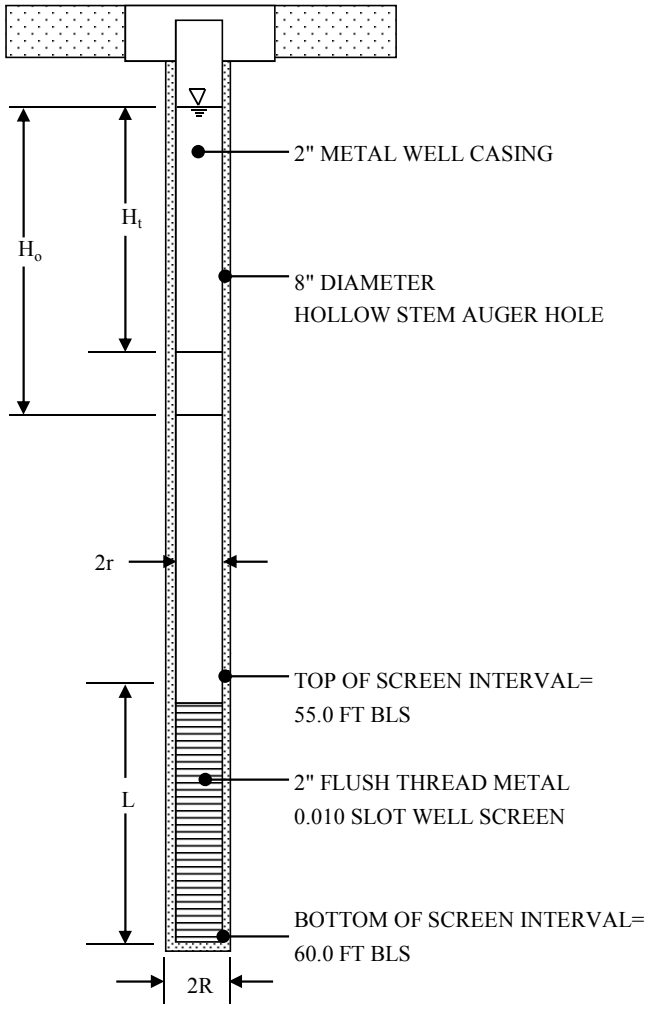

LC-34: PA-22
(Test D)

Geosyntec consultants

TITUSVILLE, FLORIDA

DATE 8/21/2009

PROJECT NO. FR0552B

APPENDIX J

DPT RESULTS – HOT SPOTS 5 / 6 AND DNAPL SOURCE ZONE

(PROVIDED IN ELECTRONIC VERSION ONLY)

DPT RESULTS – HOT SPOT 5

Hot Spot 5

A

A'

B

B'

C

C'

D

D'

Figure 1
Hot Spots 5: Groundwater Results
Launch Complex 34
Cape Canaveral Air Force Station, Florida

Legend

- <GCTL
- >GCTL (LCP)
- >NADC (HCP)
- >5xNADC (Hot Spot)
- >10xNADC (Hot Spot)
- >100xNADC (10xHot Spot)
- Wetlands
- HCS Shallow Capture Zone

DPT0379	TCE	cDCE	VC	
13'	20 U	1400	240	06/2014
18'	40 U	5100	320	06/2014

Sample Location
TCE (Trichloroethene)
cDCE (Cis-1,2-Dichloroethene)
VC (Vinyl Chloride)
Sample Date
Concentration in ug/L,
Pink highlighting indicates greater than GCTL

TCE	3
cDCE	70
VC	1

Sample Interval (feet bls)

100 0 100 200 Feet

20180720

DPT Results - Hot Spot 5
Launch Complex 34, SWMU CC054

LOCID	DEPTH	NSAMPLE	DATE	TCE		cDCE		tDCE		VC		UNITS
LC34-DPT0208	13'	LC34-DPT0208-013.0-20100708	20100708	500	U	16000		620		1200		µg/L
LC34-DPT0208	38'	LC34-DPT0208-038.0-20100708	20100708	1	U	10.2		1	U	1	U	µg/L
LC34-DPT0209	13'	LC34-DPT0209-013.0-20100708	20100708	500	U	19000		820		1400		µg/L
LC34-DPT0209	38'	LC34-DPT0209-038.0-20100708	20100708	2	U	16		2	U	2	U	µg/L
LC34-DPT0210	13'	LC34-DPT0210-013.0-20100708	20100708	670		18000		490	I	1400		µg/L
LC34-DPT0210	38'	LC34-DPT0210-038.0-20100708	20100708	1.4		12.3		1	U	1.3		µg/L
LC34-DPT0211	13'	LC34-DPT0211-013.0-20100709	20100709	200	U	14000		390		1200		µg/L
LC34-DPT0211	38'	LC34-DPT0211-038.0-20100709	20100709	1	U	15.8		1	U	1	U	µg/L
LC34-DPT0220	13'	LC34-DPT0220-013.0-20100709	20100709	200	U	15000		390		1600		µg/L
LC34-DPT0220	38'	LC34-DPT0220-038.0-20100709	20100709	1.6		45.9		1	U	1.5		µg/L
LC34-DPT0221	13'	LC34-DPT0221-013.0-20110608	20110608	520		8000		200	U	1000		µg/L
LC34-DPT0222	13'	LC34-DPT0222-013.0-20100713	20100713	500	U	15000		740		790		µg/L
LC34-DPT0222	38'	LC34-DPT0222-038.0-20100713	20100713	1	U	11.4		1	U	1	U	µg/L
LC34-DPT0228	13'	LC34-DPT0228-013.0-20100708	20100708	500	U	14000		530		1000		µg/L
LC34-DPT0228	38'	LC34-DPT0228-038.0-20100708	20100708	1	U	30		1	U	1	U	µg/L
LC34-DPT0230	13'	LC34-DPT0230-013.0-20100708	20100708	500	U	8000		190	I	730		µg/L
LC34-DPT0230	38'	LC34-DPT0230-038.0-20100708	20100708	1	U	10.6		1	U	1	U	µg/L
LC34-DPT0231	13'	LC34-DPT0231-013.0-20100708	20100708	500	U	24000		810		2000		µg/L
LC34-DPT0231	38'	LC34-DPT0231-038.0-20100708	20100708	1	U	21.1		1	U	1	U	µg/L
LC34-DPT0248a	13'	LC34-DPT0248-013.0-20100708	20100708	100	U	10000		350		840		µg/L
LC34-DPT0248a	38'	LC34-DPT0248-038.0-20100708	20100708	1	U	39.5		1.1		1.3		µg/L
LC34-DPT0249a	13'	LC34-DPT0249-013.0-20100708	20100708	500	U	11000		320	I	1200		µg/L
LC34-DPT0249a	38'	LC34-DPT0249-038.0-20100708	20100708	2	U	43		1	I	3		µg/L
LC34-DPT0250a	13'	LC34-DPT0250-013.0-20110915	20110915	30	U,I	3800		71	I	820		µg/L
LC34-DPT0251a	13'	LC34-DPT0251-013.0-20100713	20100713	200	U	9900		420		350		µg/L
LC34-DPT0251a	38'	LC34-DPT0251-038.0-20100713	20100713	1	U	5.7		1	U	1	U	µg/L
LC34-DPT0278	8'	LC34-DPT0278-008.0-20100310	20100310	10	U	3200		64		190		µg/L
LC34-DPT0278	18'	LC34-DPT0278-018.0-20100310	20100310	1000	U	64000		2000		770	I	µg/L
LC34-DPT0278	25'	LC34-DPT0278-025.0-20100310	20100310	20	U	590		20	U	20	U	µg/L
LC34-DPT0282	8'	LC34-DPT0282-008.0-20100310	20100310	100	U	5500		130		390		µg/L
LC34-DPT0282	18'	LC34-DPT0282-018.0-20100310	20100310	500	U	24000		540		350	I	µg/L
LC34-DPT0282	25'	LC34-DPT0282-025.0-20100310	20100310	20	U	530		20	U	5	I	µg/L
LC34-DPT0283	8'	LC34-DPT0283-008.0-20100310	20100310	20	U	2000		47		150		µg/L

DPT Results - Hot Spot 5
Launch Complex 34, SWMU CC054

LOCID	DEPTH	NSAMPLE	DATE	TCE		cDCE		tDCE		VC		UNITS
LC34-DPT0283	18'	LC34-DPT0283-018.0-20100310	20100310	1000	U	43000		1000		400	I	µg/L
LC34-DPT0283	25'	LC34-DPT0283-025.0-20100310	20100310	100	U	4000		63	I	46	I	µg/L
LC34-DPT0284	8'	LC34-DPT0284-008.0-20100310	20100310	50	U	2500		81		360		µg/L
LC34-DPT0284	18'	LC34-DPT0284-018.0-20100310	20100310	1000	U	35000		750	I	360	I	µg/L
LC34-DPT0284	25'	LC34-DPT0284-025.0-20100310	20100310	1000	U	35000		560	I	1000	U	µg/L
LC34-DPT0285	8'	LC34-DPT0285-008.0-20100315	20100315	20	U	1500		48		1200		µg/L
LC34-DPT0285	13'	LC34-DPT0285-0013.0-20150205	20150205	50	U	10600		160		1900		µg/L
LC34-DPT0285	18'	LC34-DPT0285-018.0-20100315	20100315	100	U	9600		190		680		µg/L
LC34-DPT0285	25'	LC34-DPT0285-025.0-20100315	20100315	20	U	1600		20		33		µg/L
LC34-DPT0286	8'	LC34-DPT0286-008.0-20100315	20100315	50	U	5100		110		450		µg/L
LC34-DPT0286	13'	LC34-DPT0286-0013.0-20150205	20150205	100	U	11100		190		770		µg/L
LC34-DPT0286	18'	LC34-DPT0286-018.0-20100315	20100315	50	U	3300		59		52		µg/L
LC34-DPT0286	25'	LC34-DPT0286-025.0-20100315	20100315	10	U	140		10	U	10	U	µg/L
LC34-DPT0287	8'	LC34-DPT0287-008.0-20100315	20100315	20	U	2100		41		82		µg/L
LC34-DPT0287	13'	LC34-DPT0287-0013.0-20150205	20150205	50	U	7200		110		360		µg/L
LC34-DPT0287	18'	LC34-DPT0287-018.0-20100315	20100315	100	U	4600		36	I	140		µg/L
LC34-DPT0287	25'	LC34-DPT0287-025.0-20100315	20100315	5	U	37		5	U	1.1	I	µg/L
LC34-DPT0288	8'	LC34-DPT0288-008.0-20100315	20100315	20	U	930		10	I	69		µg/L
LC34-DPT0288	13'	LC34-DPT0288-0013.0-20150205	20150205	100	U	14800		220		2100		µg/L
LC34-DPT0288	18'	LC34-DPT0288-018.0-20100315	20100315	50	U	3900		44	I	410		µg/L
LC34-DPT0288	25'	LC34-DPT0288-025.0-20100315	20100315	5	U	14		5	U	5	U	µg/L
LC34-DPT0289	8'	LC34-DPT0289-008.0-20100315	20100315	10	U	640		7.2	I	29		µg/L
LC34-DPT0289	13'	LC34-DPT0289-0013.0-20150205	20150205	20	U	2200		23		460		µg/L
LC34-DPT0289	18'	LC34-DPT0289-018.0-20100315	20100315	500	U	17000		420	I	2100		µg/L
LC34-DPT0289	25'	LC34-DPT0289-025.0-20100315	20100315	100	U	6400		51	I	830		µg/L
LC34-DPT0290	8'	LC34-DPT0290-008.0-20100315	20100315	20	U	830		7.8	I	120		µg/L
LC34-DPT0290	13'	LC34-DPT0290-0013.0-20150205	20150205	100	U	15100		140		1500		µg/L
LC34-DPT0290	18'	LC34-DPT0290-018.0-20100315	20100315	10	U	20		10	U	10	U	µg/L
LC34-DPT0290	25'	LC34-DPT0290-025.0-20100315	20100315	100	U	5100		53	I	360		µg/L
LC34-DPT0291	8'	LC34-DPT0291-008.0-20100315	20100315	5	U	230		1.2	I	5.4		µg/L
LC34-DPT0291	18'	LC34-DPT0291-018.0-20100315	20100315	1000	U	970	I	1000	U	1000	U	µg/L
LC34-DPT0291	25'	LC34-DPT0291-025.0-20100315	20100315	200	U	12000		66	I	1300		µg/L
LC34-DPT0291	38'	LC34-DPT0291-038.0-20110916	20110916	2	U	73		2	U	8.3		µg/L

DPT Results - Hot Spot 5
Launch Complex 34, SWMU CC054

LOCID	DEPTH	NSAMPLE	DATE	TCE		cDCE		tDCE		VC		UNITS
LC34-DPT0293	8'	LC34-DPT0293-008.0-20100316	20100316	5	U	190		3	I	56		µg/L
LC34-DPT0293	18'	LC34-DPT0293-018.0-20100316	20100316	500	U	31000		470	I	3800		µg/L
LC34-DPT0293	25'	LC34-DPT0293-025.0-20100316	20100316	50	U	2500		26	I	230		µg/L
LC34-DPT0294	8'	LC34-DPT0294-008.0-20100316	20100316	20	U	1100		19	I	66		µg/L
LC34-DPT0294	18'	LC34-DPT0294-018.0-20100316	20100316	500	U	20000		380	I	680		µg/L
LC34-DPT0294	25'	LC34-DPT0294-025.0-20100316	20100316	500	U	30000		460	I	2400		µg/L
LC34-DPT0295	8'	LC34-DPT0295-008.0-20100316	20100316	20	U	1000		19	I	50		µg/L
LC34-DPT0295	18'	LC34-DPT0295-018.0-20100316	20100316	500	U	26000		640		220	I	µg/L
LC34-DPT0295	25'	LC34-DPT0295-025.0-20100316	20100316	100	U	5500		73	I	32	I	µg/L
LC34-DPT0296	8'	LC34-DPT0296-008.0-20100316	20100316	100	U	5300		120		220		µg/L
LC34-DPT0296	18'	LC34-DPT0296-018.0-20100316	20100316	50	U	26000		500		470		µg/L
LC34-DPT0296	25'	LC34-DPT0296-025.0-20100316	20100316	20	U	1200		17	I	26		µg/L
LC34-DPT0303	8'	LC34-DPT0303-008.0-20100706	20100706	1	U	3400		100		1100		µg/L
LC34-DPT0303	13'	LC34-DPT0303-013.0-20100706	20100706	1	U	16000		380	I	1300		µg/L
LC34-DPT0303	18'	LC34-DPT0303-018.0-20100706	20100706	1	U	6200		140		280		µg/L
LC34-DPT0303	25'	LC34-DPT0303-025.0-20100706	20100706	50	U	1500		57		66		µg/L
LC34-DPT0303	38'	LC34-DPT0303-038.0-20100706	20100706	20	U	160		20	U	7.4	I	µg/L
LC34-DPT0304	8'	LC34-DPT0304-008.0-20100706	20100706	100	U	1200		84	I	1500		µg/L
LC34-DPT0304	13'	LC34-DPT0304-013.0-20100706	20100706	500	U	10000		380	I	900		µg/L
LC34-DPT0304	18'	LC34-DPT0304-018.0-20100706	20100706	100	U	2600		94	I	100	U	µg/L
LC34-DPT0304	25'	LC34-DPT0304-025.0-20100706	20100706	20	U	540		10	I	5.6	I	µg/L
LC34-DPT0304	38'	LC34-DPT0304-038.0-20100706	20100706	1	U	1.8		1	U	1	U	µg/L
LC34-DPT0305	8'	LC34-DPT0305-008.0-20100706	20100706	50	U	1800		110		930		µg/L
LC34-DPT0305	13'	LC34-DPT0305-013.0-20100706	20100706	500	U	14000		340	I	680		µg/L
LC34-DPT0305	18'	LC34-DPT0305-018.0-20100706	20100706	50	U	1900		84		59		µg/L
LC34-DPT0305	25'	LC34-DPT0305-025.0-20100706	20100706	1	U	430		7.2		18		µg/L
LC34-DPT0305	38'	LC34-DPT0305-038.0-20100706	20100706	1	U	200		6.6		13.8		µg/L
LC34-DPT0306	8'	LC34-DPT0306-008.0-20100706	20100706	50	U	7400		400		2000		µg/L
LC34-DPT0306	13'	LC34-DPT0306-013.0-20100706	20100706	500	U	13000		640		1900		µg/L
LC34-DPT0306	18'	LC34-DPT0306-018.0-20100706	20100706	50	U	2700		100		140		µg/L
LC34-DPT0306	25'	LC34-DPT0306-025.0-20100706	20100706	1	U	95		1	U	5.9		µg/L
LC34-DPT0306	38'	LC34-DPT0306-038.0-20100707	20100707	1	U	89.9		1.5		5.1		µg/L
LC34-DPT0340	8'	LC34-DPT0340-008.0-20110915	20110915	90		1600		36	I	460		µg/L

DPT Results - Hot Spot 5
Launch Complex 34, SWMU CC054

LOCID	DEPTH	NSAMPLE	DATE	TCE		cDCE		tDCE		VC		UNITS
LC34-DPT0340	13'	LC34-DPT0340-013.0-20110915	20110915	30	U,I	4100		74	I	1100		µg/L
LC34-DPT0340	18'	LC34-DPT0340-018.0-20110915	20110915	30	U,I	4400		71	I	1200		µg/L
LC34-DPT0340	25'	LC34-DPT0340-025.0-20110915	20110915	30	U,I	3300		100	U	840		µg/L
LC34-DPT0342	8'	LC34-DPT0342-008.0-20110916	20110916	1	U	1	U	1	U	1	U	µg/L
LC34-DPT0342	13'	LC34-DPT0342-013.0-20110916	20110916	1	U	5.4		1	U	1	U	µg/L
LC34-DPT0342	18'	LC34-DPT0342-018.0-20110916	20110916	6	U,I	850		14	I	46		µg/L
LC34-DPT0342	25'	LC34-DPT0342-025.0-20110916	20110916	3	U,I	430		11		63		µg/L
LC34-DPT0342	38'	LC34-DPT0342-038.0-20110916	20110916	1	U	1	U	1	U	1	U	µg/L
LC34-DPT0343	8'	LC34-DPT0343-008.0-20110916	20110916	1	U	1	U	1	U	1	U	µg/L
LC34-DPT0343	13'	LC34-DPT0343-013.0-20110916	20110916	1	U	6.7		1	U	1	U	µg/L
LC34-DPT0343	18'	LC34-DPT0343-018.0-20110916	20110916	1	U	33.6		1	U	1.4		µg/L
LC34-DPT0343	25'	LC34-DPT0343-025.0-20110916	20110916	3	U,I	520		7.3	I	80		µg/L
LC34-DPT0343	38'	LC34-DPT0343-038.0-20110916	20110916	1	U	1	U	1	U	1	U	µg/L
LC34-DPT0412	8'	LC34-DPT0412-0008.0-20150123	20150123	20	U	1800		33		290		µg/L
LC34-DPT0412	13'	LC34-DPT0412-0013.0-20150123	20150123	100	U	7800		200		1500		µg/L
LC34-DPT0412	18'	LC34-DPT0412-0018.0-20150123	20150123	500	U	15800		500	U	1400		µg/L
LC34-DPT0412	25'	LC34-DPT0412-0025.0-20150123	20150123	20	U	1800		20		58		µg/L
LC34-DPT0412	32'	LC34-DPT0412-0032.0-20150123	20150123	1	U	6		1	U	1	U	µg/L
LC34-DPT0412	38'	LC34-DPT0412-0038.0-20150123	20150123	1	U	14		1	U	2		µg/L
LC34-DPT0413	8'	LC34-DPT0413-0008.0-20150123	20150123	10	U	3100		8		400		µg/L
LC34-DPT0413	13'	LC34-DPT0413-0013.0-20150123	20150123	20	U	6300		160		990		µg/L
LC34-DPT0413	18'	LC34-DPT0413-0018.0-20150123	20150123	40	U	1400		260		570		µg/L
LC34-DPT0413	25'	LC34-DPT0413-0025.0-20150123	20150123	1	U	140		1	U	2		µg/L
LC34-DPT0413	32'	LC34-DPT0413-0032.0-20150123	20150123	1	U	3		1	U	1	U	µg/L
LC34-DPT0413	38'	LC34-DPT0413-0038.0-20150123	20150123	1	U	1	U	1	U	1	U	µg/L
LC34-DPT0414	8'	LC34-DPT0414-0008.0-20150123	20150123	10	U	4500		120		960		µg/L
LC34-DPT0414	13'	LC34-DPT0414-0013.0-20150123	20150123	40	U	9500		240		2200		µg/L
LC34-DPT0414	18'	LC34-DPT0414-0018.0-20150123	20150123	40	U	16600		270		1700		µg/L
LC34-DPT0414	25'	LC34-DPT0414-0025.0-20150123	20150123	10	U	3600		35		120		µg/L
LC34-DPT0414	32'	LC34-DPT0414-0032.0-20150123	20150123	1	U	9		1	U	1	U	µg/L
LC34-DPT0414	38'	LC34-DPT0414-0038.0-20150123	20150123	1	U	2		1	U	1	U	µg/L
LC34-DPT0415	8'	LC34-DPT0415-0008.0-20150126	20150126	10	U	3800		92		230		µg/L
LC34-DPT0415	13'	LC34-DPT0415-0013.0-20150126	20150126	40	U	8200		190		620		µg/L

DPT Results - Hot Spot 5
Launch Complex 34, SWMU CC054

LOCID	DEPTH	NSAMPLE	DATE	TCE		cDCE		tDCE		VC		UNITS
LC34-DPT0415	18'	LC34-DPT0415-0018.0-20150126	20150126	100	U	21100		460		1500		µg/L
LC34-DPT0415	25'	LC34-DPT0415-0025.0-20150126	20150126	5	U	1100		10		39		µg/L
LC34-DPT0415	32'	LC34-DPT0415-0032.0-20150126	20150126	1	U	2		1	U	1	U	µg/L
LC34-DPT0415	38'	LC34-DPT0415-0038.0-20150126	20150126	1	U	1	U	1	U	1	U	µg/L
LC34-DPT0416	8'	LC34-DPT0416-0008.0-20150126	20150126	10	U	2300		82		1300		µg/L
LC34-DPT0416	13'	LC34-DPT0416-0013.0-20150126	20150126	40	U	14300		260		2700		µg/L
LC34-DPT0416	18'	LC34-DPT0416-0018.0-20150126	20150126	100	U	14300		190		1200		µg/L
LC34-DPT0416	25'	LC34-DPT0416-0025.0-20150126	20150126	5	U	1600		25		80		µg/L
LC34-DPT0416	32'	LC34-DPT0416-0032.0-20150126	20150126	1	U	5		1	U	1	U	µg/L
LC34-DPT0416	38'	LC34-DPT0416-0038.0-20150126	20150126	1	U	1	U	1	U	1	U	µg/L
LC34-DPT0417	8'	LC34-DPT0417-0008.0-20150126	20150126	10	U	1500		60		820		µg/L
LC34-DPT0417	13'	LC34-DPT0417-0013.0-20150126	20150126	20	U	6200		130		810		µg/L
LC34-DPT0417	18'	LC34-DPT0417-0018.0-20150126	20150126	40	U	16800		340		1500		µg/L
LC34-DPT0417	25'	LC34-DPT0417-0025.0-20150126	20150126	10	U	1500		14		20		µg/L
LC34-DPT0417	32'	LC34-DPT0417-0032.0-20150126	20150126	1	U	3		1	U	1	U	µg/L
LC34-DPT0417	38'	LC34-DPT0417-0038.0-20150126	20150126	1	U	1		1	U	1	U	µg/L
LC34-DPT0422	8'	LC34-DPT0422-0008.0-20150204	20150204	10	U	2300		40		210		µg/L
LC34-DPT0422	13'	LC34-DPT0422-0013.0-20150204	20150204	100	U	7800		140		610		µg/L
LC34-DPT0422	18'	LC34-DPT0422-0018.0-20150204	20150204	40	U	12300		170		1100		µg/L
LC34-DPT0422	25'	LC34-DPT0422-0025.0-20150204	20150204	10	U	1300		13		39		µg/L
LC34-DPT0422	32'	LC34-DPT0422-0032.0-20150204	20150204	1	U	3		1	U	1	U	µg/L
LC34-DPT0422	38'	LC34-DPT0422-0038.0-20150204	20150204	1	U	2		1	U	1	U	µg/L
LC34-DPT0423	8'	LC34-DPT0423-0008.0-20150204	20150204	20	U	2800		58		660		µg/L
LC34-DPT0423	13'	LC34-DPT0423-0013.0-20150204	20150204	40	U	3000		67		1400		µg/L
LC34-DPT0423	18'	LC34-DPT0423-0018.0-20150204	20150204	100	U	10200		190		2400		µg/L
LC34-DPT0423	25'	LC34-DPT0423-0025.0-20150204	20150204	40	U	9200		100		880		µg/L
LC34-DPT0423	32'	LC34-DPT0423-0032.0-20150204	20150204	1	U	24		1	U	1	U	µg/L
LC34-DPT0423	38'	LC34-DPT0423-0038.0-20150204	20150204	1	U	1		1	U	1	U	µg/L
LC34-DPT0424	8'	LC34-DPT0424-0008.0-20150204	20150204	10	U	770		24		380		µg/L
LC34-DPT0424	13'	LC34-DPT0424-0013.0-20150204	20150204	50	U	4600		100		2100		µg/L
LC34-DPT0424	18'	LC34-DPT0424-0018.0-20150204	20150204	100	U	17300		270		2000		µg/L
LC34-DPT0424	25'	LC34-DPT0424-0025.0-20150204	20150204	40	U	4900		40	U	59		µg/L
LC34-DPT0424	32'	LC34-DPT0424-0032.0-20150204	20150204	1	U	3		1	U	1	U	µg/L

DPT Results - Hot Spot 5
Launch Complex 34, SWMU CC054

LOCID	DEPTH	NSAMPLE	DATE	TCE		cDCE		tDCE		VC		UNITS
LC34-DPT0424	38'	LC34-DPT0424-0038.0-20150204	20150204	1	U	1	U	1	U	1	U	µg/L
LC34-DPT0425	8'	LC34-DPT0425-0008.0-20150204	20150204	10	U	1400		61		1300		µg/L
LC34-DPT0425	13'	LC34-DPT0425-0013.0-20150204	20150204	40	U	5900		120		2200		µg/L
LC34-DPT0425	18'	LC34-DPT0425-0018.0-20150204	20150204	100	U	12100		180		1900		µg/L
LC34-DPT0425	25'	LC34-DPT0425-0025.0-20150204	20150204	40	U	4800		40	U	92		µg/L
LC34-DPT0425	32'	LC34-DPT0425-0032.0-20150204	20150204	1	U	48		1	U	1	U	µg/L
LC34-DPT0425	38'	LC34-DPT0425-0038.0-20150204	20150204	1	U	3		1	U	1	U	µg/L
LC34-DPT0426	8'	LC34-DPT0426-0008.0-20150204	20150204	20	U	2000		63		2300		µg/L
LC34-DPT0426	13'	LC34-DPT0426-0013.0-20150204	20150204	40	U	5900		73		670		µg/L
LC34-DPT0426	18'	LC34-DPT0426-0018.0-20150204	20150204	5	U	1200		6		16		µg/L
LC34-DPT0426	25'	LC34-DPT0426-0025.0-20150204	20150204	1	U	1	U	1	U	1	U	µg/L
LC34-DPT0426	32'	LC34-DPT0426-0032.0-20150204	20150204	1	U	1	U	1	U	1	U	µg/L
LC34-DPT0426	38'	LC34-DPT0426-0038.0-20150204	20150204	1	U	1	U	1	U	1	U	µg/L
LC34-DPT0427	8'	LC34-DPT0427-0008.0-20150205	20150205	20	U	1400		48		1500		µg/L
LC34-DPT0427	13'	LC34-DPT0427-0013.0-20150205	20150205	40	U	4800		110		2000		µg/L
LC34-DPT0427	18'	LC34-DPT0427-0018.0-20150205	20150205	40	U	6300		56		390		µg/L
LC34-DPT0427	25'	LC34-DPT0427-0025.0-20150205	20150205	3	U	190		3	U	3	U	µg/L
LC34-DPT0427	32'	LC34-DPT0427-0032.0-20150205	20150205	1	U	3		1	U	1	U	µg/L
LC34-DPT0427	38'	LC34-DPT0427-0038.0-20150205	20150205	1	U	1		1	U	1	U	µg/L
LC34-DPT0428	8'	LC34-DPT0428-0008.0-20150205	20150205	20	U	3300		78		2100		µg/L
LC34-DPT0428	13'	LC34-DPT0428-0013.0-20150205	20150205	40	U	6300		81		980		µg/L
LC34-DPT0428	18'	LC34-DPT0428-0018.0-20150205	20150205	20	U	5200		35		330		µg/L
LC34-DPT0428	25'	LC34-DPT0428-0025.0-20150205	20150205	10	U	1400		10	U	19		µg/L
LC34-DPT0428	32'	LC34-DPT0428-0032.0-20150205	20150205	1	U	1	U	1	U	1	U	µg/L
LC34-DPT0428	38'	LC34-DPT0428-0038.0-20150205	20150205	1	U	1	U	1	U	1	U	µg/L
LC34-DPT0429	8'	LC34-DPT0429-0008.0-20150205	20150205	5	U	1000		26		550		µg/L
LC34-DPT0429	13'	LC34-DPT0429-0013.0-20150205	20150205	10	U	1000		49		1700		µg/L
LC34-DPT0429	18'	LC34-DPT0429-0018.0-20150205	20150205	100	U	9200		160		3800		µg/L
LC34-DPT0429	25'	LC34-DPT0429-0025.0-20150205	20150205	40	U	8000		77		620		µg/L
LC34-DPT0429	32'	LC34-DPT0429-0032.0-20150205	20150205	1	U	34		1	U	2		µg/L
LC34-DPT0429	38'	LC34-DPT0429-0038.0-20150205	20150205	1	U	1	U	1	U	1	U	µg/L
LC34-DPT0430	8'	LC34-DPT0430-0008.0-20150205	20150205	5	U	510		12		420		µg/L
LC34-DPT0430	13'	LC34-DPT0430-0013.0-20150205	20150205	10	U	1000		34		2100		µg/L

DPT Results - Hot Spot 5
Launch Complex 34, SWMU CC054

LOCID	DEPTH	NSAMPLE	DATE	TCE		cDCE		tDCE		VC		UNITS
LC34-DPT0430	18'	LC34-DPT0430-0018.0-20150205	20150205	40	U	6100		140		4600		µg/L
LC34-DPT0430	25'	LC34-DPT0430-0025.0-20150205	20150205	10	U	2000		15		340		µg/L
LC34-DPT0430	32'	LC34-DPT0430-0032.0-20150205	20150205	1	U	2		1	U	1	U	µg/L
LC34-DPT0430	38'	LC34-DPT0430-0038.0-20150205	20150205	1	U	4		1	U	1	U	µg/L
LC34-DPT0524	8'	LC34-DPT0524-008.0-20160627	20160627	1	U	4100		250		2200		µg/L
LC34-DPT0524	13'	LC34-DPT0524-013.0-20160627	20160627	40	U	3600		190		2400		µg/L
LC34-DPT0524	18'	LC34-DPT0524-018.0-20160627	20160627	40	U	3200		150		800		µg/L
LC34-DPT0524	25'	LC34-DPT0524-025.0-20160627	20160627	1	U	1	U	1	U	1	U	µg/L
LC34-DPT0525	8'	LC34-DPT0525-008.0-20160627	20160627	1	U	2200		130		2500		µg/L
LC34-DPT0525	13'	LC34-DPT0525-013.0-20160627	20160627	40	U	4700		160		2000		µg/L
LC34-DPT0525	18'	LC34-DPT0525-018.0-20160627	20160627	2	U	240		6		4		µg/L
LC34-DPT0525	25'	LC34-DPT0525-025.0-20160627	20160627	1	U	1		1	U	1	U	µg/L
LC34-DPT0526	8'	LC34-DPT0526-008.0-20160627	20160627	20	U	2100		180		2000		µg/L
LC34-DPT0526	13'	LC34-DPT0526-013.0-20160627	20160627	20	U	2700		110		370		µg/L
LC34-DPT0526	18'	LC34-DPT0526-018.0-20160627	20160627	3	U	590		19		8		µg/L
LC34-DPT0526	25'	LC34-DPT0526-025.0-20160627	20160627	1	U	5		1	U	1	U	µg/L
LC34-DPT0527	8'	LC34-DPT0527-008.0-20160627	20160627	10	U	1400		110		1800		µg/L
LC34-DPT0527	13'	LC34-DPT0527-013.0-20160627	20160627	40	U	7000		360		2300		µg/L
LC34-DPT0527	18'	LC34-DPT0527-018.0-20160628	20160628	20	U	5900		190		980		µg/L
LC34-DPT0527	25'	LC34-DPT0527-025.0-20160628	20160628	1	U	25		1	U	1	U	µg/L
LC34-DPT0528	8'	LC34-DPT0528-008.0-20160628	20160628	20	U	4000		280		2700		µg/L
LC34-DPT0528	13'	LC34-DPT0528-013.0-20160628	20160628	20	U	3100		170		1200		µg/L
LC34-DPT0528	18'	LC34-DPT0528-018.0-20160628	20160628	3	U	40		3	U	3	U	µg/L
LC34-DPT0528	25'	LC34-DPT0528-025.0-20160628	20160628	1	U	1	U	1	U	1	U	µg/L
LC34-DPT0529	8'	LC34-DPT0529-008.0-20160628	20160628	3	U	98		7		390		µg/L
LC34-DPT0529	13'	LC34-DPT0529-013.0-20160628	20160628	20	U	3300		290		1900		µg/L
LC34-DPT0529	18'	LC34-DPT0529-018.0-20160628	20160628	40	U	5400		310		1100		µg/L
LC34-DPT0529	25'	LC34-DPT0529-025.0-20160628	20160628	1	U	370		15		26		µg/L
LC34-DPT0529	32'	LC34-DPT0529-032.0-20160628	20160628	1	U	2		1	U	1	U	µg/L
LC34-DPT0530	8'	LC34-DPT0530-008.0-20160628	20160628	10	U	590		59		1400		µg/L
LC34-DPT0530	13'	LC34-DPT0530-013.0-20160628	20160628	40	U	4500		360		2800		µg/L
LC34-DPT0530	18'	LC34-DPT0530-018.0-20160628	20160628	40	U	10300		670		1700		µg/L
LC34-DPT0530	25'	LC34-DPT0530-025.0-20160628	20160628	3	U	600		31		22		µg/L

DPT Results - Hot Spot 5
Launch Complex 34, SWMU CC054

LOCID	DEPTH	NSAMPLE	DATE	TCE		cDCE		tDCE		VC		UNITS
LC34-DPT0530	32'	LC34-DPT0530-032.0-20160628	20160628	1	U	2		1	U	1	U	µg/L
LC34-DPT0531	8'	LC34-DPT0531-008.0-20160628	20160628	20	U	150		20	U	260		µg/L
LC34-DPT0531	13'	LC34-DPT0531-013.0-20160628	20160628	10	U	850		30		700		µg/L
LC34-DPT0531	18'	LC34-DPT0531-018.0-20160628	20160628	20	U	2200		100		300		µg/L
LC34-DPT0531	25'	LC34-DPT0531-025.0-20160628	20160628	1	U	71		3		5		µg/L
LC34-DPT0531	32'	LC34-DPT0531-032.0-20160628	20160628	1	U	1	U	1	U	1	U	µg/L
LC34-DPT0532	8'	LC34-DPT0532-008.0-20160628	20160628	1	U	11		1	U	42		µg/L
LC34-DPT0532	13'	LC34-DPT0532-013.0-20160628	20160628	40	U	3900		120		1200		µg/L
LC34-DPT0532	18'	LC34-DPT0532-018.0-20160628	20160628	20	U	1500		60		180		µg/L
LC34-DPT0532	25'	LC34-DPT0532-025.0-20160628	20160628	1	U	2		1	U	1	U	µg/L
LC34-DPT0532	32'	LC34-DPT0532-032.0-20160628	20160628	1	U	1	U	1	U	1	U	µg/L
LC34-DPT0533	8'	LC34-DPT0533-008.0-20160628	20160628	1	U	39		1		43		µg/L
LC34-DPT0533	13'	LC34-DPT0533-013.0-20160628	20160628	1	U	18		1	U	84		µg/L
LC34-DPT0533	18'	LC34-DPT0533-018.0-20160628	20160628	20	U	670		20	U	1600		µg/L
LC34-DPT0533	25'	LC34-DPT0533-025.0-20160628	20160628	40	U	1500		110		9200		µg/L
LC34-DPT0533	32'	LC34-DPT0533-032.0-20160628	20160628	1	U	160		5		23		µg/L
LC34-DPT0534	8'	LC34-DPT0534-008.0-20160629	20160629	1	U	19		1	U	8		µg/L
LC34-DPT0534	13'	LC34-DPT0534-013.0-20160629	20160629	3	U	78		3	U	34		µg/L
LC34-DPT0534	18'	LC34-DPT0534-018.0-20160629	20160629	20	U	4400		150		240		µg/L
LC34-DPT0534	25'	LC34-DPT0534-025.0-20160629	20160629	2	U	120		3		2	U	µg/L
LC34-DPT0534	32'	LC34-DPT0534-032.0-20160629	20160629	1	U	1	U	1	U	1	U	µg/L
LC34-DPT0535	8'	LC34-DPT0535-008.0-20170316	20170316	10	U	10	U	10	U	460		µg/L
LC34-DPT0535	13'	LC34-DPT0535-013.0-20170316	20170316	10	U	1800		88		510		µg/L
LC34-DPT0535	18'	LC34-DPT0535-018.0-20170316	20170316	10	U	1800		88		370		µg/L
LC34-DPT0535	25'	LC34-DPT0535-025.0-20170316	20170316	10	U	940		12		140		µg/L
LC34-DPT0535	32'	LC34-DPT0535-032.0-20170322	20170322	1	U	33		1	U	1	U	µg/L
LC34-DPT0535	38'	LC34-DPT0535-038.0-20170322	20170322	1	U	1		1	U	1	U	µg/L
LC34-DPT0536	8'	LC34-DPT0536-008.0-20170316	20170316	10	U	860		23		120		µg/L
LC34-DPT0536	13'	LC34-DPT0536-013.0-20170316	20170316	10	U	1700		44		190		µg/L
LC34-DPT0536	18'	LC34-DPT0536-018.0-20170316	20170316	10	U	1600		41		200		µg/L
LC34-DPT0536	25'	LC34-DPT0536-025.0-20170316	20170316	5	U	1000		11		22		µg/L
LC34-DPT0536	32'	LC34-DPT0536-032.0-20170322	20170322	1	U	6		1	U	1	U	µg/L
LC34-DPT0536	38'	LC34-DPT0536-038.0-20170322	20170322	1	U	2		1	U	1	U	µg/L

DPT Results - Hot Spot 5
Launch Complex 34, SWMU CC054

LOCID	DEPTH	NSAMPLE	DATE	TCE		cDCE		tDCE		VC		UNITS
LC34-DPT0537	8'	LC34-DPT0537-008.0-20170316	20170316	5	U	1100		20		110		µg/L
LC34-DPT0537	13'	LC34-DPT0537-013.0-20170316	20170316	5	U	1200		16		51		µg/L
LC34-DPT0537	18'	LC34-DPT0537-018.0-20170316	20170316	5	U	890		9		18		µg/L
LC34-DPT0537	25'	LC34-DPT0537-025.0-20170316	20170316	3	U	140		3	U	3	U	µg/L
LC34-DPT0537	32'	LC34-DPT0537-032.0-20170322	20170322	1	U	12		1	U	1	U	µg/L
LC34-DPT0537	38'	LC34-DPT0537-038.0-20170322	20170322	1	U	4		1	U	1	U	µg/L
LC34-DPT0538	8'	LC34-DPT0538-008.0-20170320	20170320	10	U	1600		30		190		µg/L
LC34-DPT0538	13'	LC34-DPT0538-013.0-20170320	20170320	10	U	1900		33		190		µg/L
LC34-DPT0538	18'	LC34-DPT0538-018.0-20170320	20170320	10	U	1300		19		94		µg/L
LC34-DPT0538	25'	LC34-DPT0538-025.0-20170320	20170320	10	U	36		10	U	10	U	µg/L
LC34-DPT0538	32'	LC34-DPT0538-032.0-20170320	20170320	1	U	17		1	U	1	U	µg/L
LC34-DPT0539	8'	LC34-DPT0539-008.0-20170320	20170320	10	U	1200		10	U	700		µg/L
LC34-DPT0539	13'	LC34-DPT0539-013.0-20170320	20170320	10	U	2500		48		560		µg/L
LC34-DPT0539	18'	LC34-DPT0539-018.0-20170320	20170320	20	U	3100		58		520		µg/L
LC34-DPT0539	25'	LC34-DPT0539-025.0-20170320	20170320	20	U	2800		40		380		µg/L
LC34-DPT0539	32'	LC34-DPT0539-032.0-20170320	20170320	2	U	270		2	U	10		µg/L
LC34-DPT0539	38'	LC34-DPT0539-038.0-20170322	20170322	1	U	1	U	1	U	1	U	µg/L
LC34-DPT0540	8'	LC34-DPT0540-008.0-20170320	20170320	10	U	2700		46		360		µg/L
LC34-DPT0540	13'	LC34-DPT0540-013.0-20170320	20170320	10	U	2500		40		310		µg/L
LC34-DPT0540	18'	LC34-DPT0540-018.0-20170320	20170320	10	U	1500		19		76		µg/L
LC34-DPT0540	25'	LC34-DPT0540-025.0-20170320	20170320	1	U	23		1	U	1		µg/L
LC34-DPT0540	32'	LC34-DPT0540-032.0-20170320	20170320	1	U	3		1	U	1	U	µg/L
LC34-DPT0541	8'	LC34-DPT0541-008.0-20170320	20170320	3	U	2000		28		80		µg/L
LC34-DPT0541	13'	LC34-DPT0541-013.0-20170320	20170320	10	U	1800		22		97		µg/L
LC34-DPT0541	18'	LC34-DPT0541-018.0-20170320	20170320	2	U	920		10		26		µg/L
LC34-DPT0541	25'	LC34-DPT0541-025.0-20170320	20170320	1	U	32		1	U	1	U	µg/L
LC34-DPT0541	32'	LC34-DPT0541-032.0-20170320	20170320	1	U	1		1	U	1	U	µg/L
LC34-DPT0542	8'	LC34-DPT0542-008.0-20170320	20170320	5	U	1300		21		48		µg/L
LC34-DPT0542	13'	LC34-DPT0542-013.0-20170320	20170320	5	U	910		24		44		µg/L
LC34-DPT0542	18'	LC34-DPT0542-018.0-20170320	20170320	10	U	1700		26		49		µg/L
LC34-DPT0542	25'	LC34-DPT0542-025.0-20170320	20170320	1	U	80		1	U	3		µg/L
LC34-DPT0542	32'	LC34-DPT0542-032.0-20170320	20170320	1	U	2		1	U	1	U	µg/L
LC34-DPT0543	8'	LC34-DPT0543-008.0-20170320	20170320	1	U	510		1	U	5		µg/L

DPT Results - Hot Spot 5
Launch Complex 34, SWMU CC054

LOCID	DEPTH	NSAMPLE	DATE	TCE		cDCE		tDCE		VC		UNITS
LC34-DPT0543	13'	LC34-DPT0543-013.0-20170320	20170320	2	U	520		6		5		µg/L
LC34-DPT0543	18'	LC34-DPT0543-018.0-20170320	20170320	1	U	230		2		3		µg/L
LC34-DPT0543	25'	LC34-DPT0543-025.0-20170320	20170320	2	U	37		2	U	2	U	µg/L
LC34-DPT0543	32'	LC34-DPT0543-032.0-20170320	20170320	1	U	2		1	U	1	U	µg/L
LC34-DPT0544	8'	LC34-DPT0544-008.0-20170321	20170321	1	U	290		3		3		µg/L
LC34-DPT0544	13'	LC34-DPT0544-013.0-20170321	20170321	1	U	450		3		6		µg/L
LC34-DPT0544	18'	LC34-DPT0544-018.0-20170321	20170321	1	U	160		1		3		µg/L
LC34-DPT0544	25'	LC34-DPT0544-025.0-20170321	20170321	1	U	3		1	U	1	U	µg/L
LC34-DPT0544	32'	LC34-DPT0544-032.0-20170321	20170321	1	U	1	U	1	U	1	U	µg/L
LC34-DPT0545	8'	LC34-DPT0545-008.0-20170321	20170321	1	U	300		5		9		µg/L
LC34-DPT0545	13'	LC34-DPT0545-013.0-20170321	20170321	1	U	250		3		5		µg/L
LC34-DPT0545	18'	LC34-DPT0545-018.0-20170321	20170321	1	U	10		1	U	1	U	µg/L
LC34-DPT0545	25'	LC34-DPT0545-025.0-20170321	20170321	1	U	1	U	1	U	1	U	µg/L
LC34-DPT0545	32'	LC34-DPT0545-032.0-20170321	20170321	1	U	1	U	1	U	1	U	µg/L
LC34-DPT0546	8'	LC34-DPT0546-008.0-20170321	20170321	1	U	120		1	U	3		µg/L
LC34-DPT0546	13'	LC34-DPT0546-013.0-20170321	20170321	2	U	180		2	U	4		µg/L
LC34-DPT0546	18'	LC34-DPT0546-018.0-20170321	20170321	1	U	15		1	U	1	U	µg/L
LC34-DPT0546	25'	LC34-DPT0546-025.0-20170321	20170321	1	U	2		1	U	1	U	µg/L
LC34-DPT0546	32'	LC34-DPT0546-032.0-20170321	20170321	1	U	1	U	1	U	1	U	µg/L
LC34-DPT0547	8'	LC34-DPT0547-008.0-20170321	20170321	3	U	850		7		130		µg/L
LC34-DPT0547	13'	LC34-DPT0547-013.0-20170321	20170321	3	U	710		3	U	54		µg/L
LC34-DPT0547	18'	LC34-DPT0547-018.0-20170321	20170321	2	U	300		2		8		µg/L
LC34-DPT0547	25'	LC34-DPT0547-025.0-20170321	20170321	1	U	1	U	1	U	1	U	µg/L
LC34-DPT0547	32'	LC34-DPT0547-032.0-20170321	20170321	1	U	7		1	U	1	U	µg/L
LC34-DPT0548	8'	LC34-DPT0548-008.0-20170321	20170321	3	U	1100		12		200		µg/L
LC34-DPT0548	13'	LC34-DPT0548-013.0-20170321	20170321	3	U	850		21		130		µg/L
LC34-DPT0548	18'	LC34-DPT0548-018.0-20170321	20170321	1	U	230		1		5		µg/L
LC34-DPT0548	25'	LC34-DPT0548-025.0-20170321	20170321	1	U	1		1	U	1	U	µg/L
LC34-DPT0548	32'	LC34-DPT0548-032.0-20170321	20170321	1	U	17		1	U	1	U	µg/L
LC34-DPT0549	8'	LC34-DPT0549-008.0-20170321	20170321	5	U	1600		26		250		µg/L
LC34-DPT0549	13'	LC34-DPT0549-013.0-20170321	20170321	5	U	2200		19		160		µg/L
LC34-DPT0549	18'	LC34-DPT0549-018.0-20170321	20170321	2	U	220		2	U	12		µg/L
LC34-DPT0549	25'	LC34-DPT0549-025.0-20170321	20170321	1	U	2		1	U	1	U	µg/L

DPT Results - Hot Spot 5
Launch Complex 34, SWMU CC054

LOCID	DEPTH	NSAMPLE	DATE	TCE		cDCE		tDCE		VC		UNITS
LC34-DPT0549	32'	LC34-DPT0549-032.0-20170321	20170321	1	U	4		1	U	1	U	µg/L
LC34-DPT0550	8'	LC34-DPT0550-008.0-20170322	20170322	10	U	1900		27		190		µg/L
LC34-DPT0550	13'	LC34-DPT0550-013.0-20170322	20170322	10	U	2100		28		160		µg/L
LC34-DPT0550	18'	LC34-DPT0550-018.0-20170322	20170322	1	U	110		1	U	3		µg/L
LC34-DPT0550	25'	LC34-DPT0550-025.0-20170322	20170322	1	U	3		1	U	1	U	µg/L
LC34-DPT0550	32'	LC34-DPT0550-032.0-20170322	20170322	1	U	1	U	1	U	1	U	µg/L
LC34-DPT0551	8'	LC34-DPT0551-008.0-20170322	20170322	20	U	3000		80		580		µg/L
LC34-DPT0551	13'	LC34-DPT0551-013.0-20170322	20170322	20	U	3000		49		300		µg/L
LC34-DPT0551	18'	LC34-DPT0551-018.0-20170322	20170322	3	U	680		8		23		µg/L
LC34-DPT0551	25'	LC34-DPT0551-025.0-20170322	20170322	1	U	4		1	U	1	U	µg/L
LC34-DPT0552	8'	LC34-DPT0552-008.0-20170322	20170322	20	U	3100		87		920		µg/L
LC34-DPT0552	13'	LC34-DPT0552-013.0-20170322	20170322	20	U	4300		95		910		µg/L
LC34-DPT0552	18'	LC34-DPT0552-018.0-20170322	20170322	10	U	1400		33		180		µg/L
LC34-DPT0552	25'	LC34-DPT0552-025.0-20170322	20170322	1	U	1		1	U	1	U	µg/L
LC34-DPT0553	8'	LC34-DPT0553-008.0-20170322	20170322	10	U	2200		90		2600		µg/L
LC34-DPT0553	13'	LC34-DPT0553-013.0-20170322	20170322	100	U	2400		120		1800		µg/L
LC34-DPT0553	18'	LC34-DPT0553-018.0-20170322	20170322	3	U	630		10		160		µg/L
LC34-DPT0553	25'	LC34-DPT0553-025.0-20170322	20170322	1	U	2		1	U	1	U	µg/L
LC34-DPT0554	8'	LC34-DPT0554-008.0-20170322	20170322	1	U	20		1	U	210		µg/L
LC34-DPT0554	13'	LC34-DPT0554-013.0-20170322	20170322	3	U	520		6		300		µg/L
LC34-DPT0554	18'	LC34-DPT0554-018.0-20170322	20170322	10	U	1800		30		250		µg/L
LC34-DPT0554	25'	LC34-DPT0554-025.0-20170322	20170322	2	U	250		2	U	3		µg/L
LC34-DPT0554	32'	LC34-DPT0554-032.0-20170322	20170322	1	U	1	U	1	U	1	U	µg/L
LC34-DPT0554	38'	LC34-DPT0554-038.0-20170322	20170322	1	U	1	U	1	U	1	U	µg/L
LC34-DPT0555	8'	LC34-DPT0555-008.0-20170323	20170323	3	U	190		3	U	470		µg/L
LC34-DPT0555	13'	LC34-DPT0555-013.0-20170323	20170323	1	U	1400		22		560		µg/L
LC34-DPT0555	18'	LC34-DPT0555-018.0-20170323	20170323	10	U	2300		30		290		µg/L
LC34-DPT0555	25'	LC34-DPT0555-025.0-20170323	20170323	1	U	85		1		10		µg/L
LC34-DPT0555	32'	LC34-DPT0555-032.0-20170323	20170323	1	U	1	U	1	U	1	U	µg/L
LC34-DPT0556	8'	LC34-DPT0556-008.0-20170323	20170323	3	U	1100		3	U	460		µg/L
LC34-DPT0556	13'	LC34-DPT0556-013.0-20170323	20170323	3	U	680		3	U	840		µg/L
LC34-DPT0556	18'	LC34-DPT0556-018.0-20170323	20170323	10	U	2700		46		990		µg/L
LC34-DPT0556	25'	LC34-DPT0018-0025.0-20170330	20170330	1	U	2800		37		490		µg/L

DPT Results - Hot Spot 5
Launch Complex 34, SWMU CC054

LOCID	DEPTH	NSAMPLE	DATE	TCE		cDCE		tDCE		VC		UNITS
LC34-DPT0556	32'	LC34-DPT0018-0032.0-20170330	20170330	1	U	1		1	U	1	U	µg/L
LC34-DPT0556	38'	LC34-DPT0018-0038.0-20170330	20170330	1	U	1	U	1	U	1	U	µg/L
LC34-DPT0557	8'	LC34-DPT0557-008.0-20170323	20170323	3	U	550		3	U	570		µg/L
LC34-DPT0557	13'	LC34-DPT0557-013.0-20170323	20170323	10	U	1500		10	U	540		µg/L
LC34-DPT0557	18'	LC34-DPT0557-018.0-20170323	20170323	10	U	1300		14		70		µg/L
LC34-DPT0557	25'	LC34-DPT0557-025.0-20170323	20170323	1	U	1	U	1	U	1	U	µg/L
LC34-DPT0557	32'	LC34-DPT0557-032.0-20170323	20170323	1	U	3		1	U	1	U	µg/L
LC34-DPT0558	8'	LC34-DPT0558-008.0-20170323	20170323	3	U	67		3	U	230		µg/L
LC34-DPT0558	13'	LC34-DPT0558-013.0-20170323	20170323	10	U	1800		29		900		µg/L
LC34-DPT0558	18'	LC34-DPT0558-018.0-20170323	20170323	20	U	5800		73		2400		µg/L
LC34-DPT0558	25'	LC34-DPT0558-025.0-20170323	20170323	10	U	1900		18		120		µg/L
LC34-DPT0558	32'	LC34-DPT0558-032.0-20170323	20170323	1	U	1	U	1	U	1	U	µg/L
LC34-DPT0559	8'	LC34-DPT0559-008.0-20170324	20170324	1	U	3		1	U	1	U	µg/L
LC34-DPT0559	13'	LC34-DPT0559-013.0-20170324	20170324	1	U	68		1	U	210		µg/L
LC34-DPT0559	18'	LC34-DPT0559-018.0-20170324	20170324	10	U	1200		10	U	1000		µg/L
LC34-DPT0559	25'	LC34-DPT0559-025.0-20170324	20170324	10	U	4600		57		3400		µg/L
LC34-DPT0559	32'	LC34-DPT0559-032.0-20170324	20170324	1	U	3300		15		160		µg/L
LC34-DPT0560	8'	LC34-DPT0560-008.0-20170324	20170324	3	U	150		3	U	180		µg/L
LC34-DPT0560	13'	LC34-DPT0560-013.0-20170324	20170324	10	U	1700		10	U	790		µg/L
LC34-DPT0560	18'	LC34-DPT0560-018.0-20170324	20170324	20	U	4500		54		430		µg/L
LC34-DPT0560	25'	LC34-DPT0560-025.0-20170324	20170324	10	U	1400		39		310		µg/L
LC34-DPT0560	32'	LC34-DPT0560-032.0-20170324	20170324	1	U	2		1	U	1	U	µg/L
LC34-DPT0561	8'	LC34-DPT0561-008.0-20170324	20170324	1	U	24		1	U	33		µg/L
LC34-DPT0561	13'	LC34-DPT0561-013.0-20170324	20170324	2	U	82		2	U	110		µg/L
LC34-DPT0561	18'	LC34-DPT0561-018.0-20170324	20170324	10	U	2200		10	U	550		µg/L
LC34-DPT0561	25'	LC34-DPT0561-025.0-20170324	20170324	2	U	440		8		72		µg/L
LC34-DPT0561	32'	LC34-DPT0561-032.0-20170324	20170324	1	U	2		1	U	1	U	µg/L
LC34-DPT0562	8'	LC34-DPT0562-008.0-20170324	20170324	3	U	370		3	U	410		µg/L
LC34-DPT0562	13'	LC34-DPT0562-013.0-20170324	20170324	5	U	1100		5	U	770		µg/L
LC34-DPT0562	18'	LC34-DPT0562-018.0-20170324	20170324	20	U	4400		33		440		µg/L
LC34-DPT0562	25'	LC34-DPT0562-025.0-20170324	20170324	5	U	840		5		32		µg/L
LC34-DPT0562	32'	LC34-DPT0562-032.0-20170324	20170324	1	U	1	U	1	U	1	U	µg/L
LC34-DPT0563	8'	LC34-DPT0563-008.0-20170324	20170324	1	U	5		1	U	1	U	µg/L

DPT Results - Hot Spot 5
Launch Complex 34, SWMU CC054

LOCID	DEPTH	NSAMPLE	DATE	TCE		cDCE		tDCE		VC		UNITS
LC34-DPT0563	13'	LC34-DPT0563-013.0-20170324	20170324	3	U	260		3	U	190		µg/L
LC34-DPT0563	18'	LC34-DPT0563-018.0-20170324	20170324	20	U	4500		20	U	1100		µg/L
LC34-DPT0563	25'	LC34-DPT0563-025.0-20170324	20170324	5	U	1200		35		220		µg/L
LC34-DPT0563	32'	LC34-DPT0563-032.0-20170324	20170324	1	U	5		1	U	1	U	µg/L
LC34-DPT0564	8'	LC34-DPT0564-008.0-20170324	20170324	1	U	8		1	U	23		µg/L
LC34-DPT0564	13'	LC34-DPT0564-013.0-20170324	20170324	1	U	8		1	U	35		µg/L
LC34-DPT0564	18'	LC34-DPT0564-018.0-20170324	20170324	2	U	290		2	U	370		µg/L
LC34-DPT0564	25'	LC34-DPT0564-025.0-20170324	20170324	5	U	1200		12		65		µg/L
LC34-DPT0564	32'	LC34-DPT0564-032.0-20170324	20170324	1	U	3		1	U	2		µg/L
LC34-DPT0565	8'	LC34-DPT0565-008.0-20170327	20170327	1	U	2		1	U	12		µg/L
LC34-DPT0565	13'	LC34-DPT0565-013.0-20170327	20170327	5	U	72		5	U	150		µg/L
LC34-DPT0565	18'	LC34-DPT0565-018.0-20170327	20170327	5	U	1100		7		460		µg/L
LC34-DPT0565	25'	LC34-DPT0565-025.0-20170327	20170327	1	U	63		1	U	2		µg/L
LC34-DPT0565	32'	LC34-DPT0565-032.0-20170327	20170327	1	U	6		1	U	1	U	µg/L
LC34-DPT0566	8'	LC34-DPT0566-008.0-20170327	20170327	1	U	1		1	U	6		µg/L
LC34-DPT0566	13'	LC34-DPT0566-013.0-20170327	20170327	2	U	79		2	U	190		µg/L
LC34-DPT0566	18'	LC34-DPT0566-018.0-20170327	20170327	10	U	2200		16		410		µg/L
LC34-DPT0566	25'	LC34-DPT0008-0025.0-20170330	20170330	20	U	3200		24		190		µg/L
LC34-DPT0566	32'	LC34-DPT0008-0032.0-20170330	20170330	1	U	1	U	1	U	1	U	µg/L
LC34-DPT0566	38'	LC34-DPT0008-0038.0-20170330	20170330	1	U	1	U	1	U	1	U	µg/L
LC34-DPT0567	8'	LC34-DPT0567-008.0-20170327	20170327	1	U	1	U	1	U	1	U	µg/L
LC34-DPT0567	13'	LC34-DPT0567-013.0-20170327	20170327	1	U	1	U	1	U	1	U	µg/L
LC34-DPT0567	18'	LC34-DPT0567-018.0-20170327	20170327	2	U	270		2	U	270		µg/L
LC34-DPT0567	25'	LC34-DPT0567-025.0-20170327	20170327	1	U	1	U	1	U	150		µg/L
LC34-DPT0567	32'	LC34-DPT0567-032.0-20170327	20170327	1	U	1	U	1	U	1	U	µg/L
LC34-DPT0568	8'	LC34-DPT0568-0008.0-20170327	20170327	1	U	1	U	1	U	1	U	µg/L
LC34-DPT0568	13'	LC34-DPT0568-0013.0-20170327	20170327	1	U	1	U	1	U	1	U	µg/L
LC34-DPT0568	18'	LC34-DPT0568-0018.0-20170327	20170327	1	U	1	U	1	U	1	U	µg/L
LC34-DPT0568	25'	LC34-DPT0568-0025.0-20170327	20170327	1	U	1	U	1	U	10		µg/L
LC34-DPT0568	32'	LC34-DPT0568-0032.0-20170327	20170327	1	U	1	U	1	U	1	U	µg/L
LC34-DPT0569	8'	LC34-DPT0569-0008.0-20170327	20170327	1	U	1	U	1	U	1	U	µg/L
LC34-DPT0569	13'	LC34-DPT0569-0013.0-20170327	20170327	1	U	1		1	U	1		µg/L
LC34-DPT0569	18'	LC34-DPT0569-0018.0-20170327	20170327	1	U	1	U	1	U	4		µg/L

DPT Results - Hot Spot 5
Launch Complex 34, SWMU CC054

LOCID	DEPTH	NSAMPLE	DATE	TCE		cDCE		tDCE		VC		UNITS
LC34-DPT0569	25'	LC34-DPT0569-0025.0-20170327	20170327	1	U	1	U	1	U	16		µg/L
LC34-DPT0569	32'	LC34-DPT0569-0032.0-20170327	20170327	1	U	1	U	1	U	1	U	µg/L
LC34-DPT0570	8'	LC34-DPT0570-0008.0-20170327	20170327	1	U	1	U	1	U	1	U	µg/L
LC34-DPT0570	13'	LC34-DPT0570-0013.0-20170327	20170327	1	U	1		1	U	1	U	µg/L
LC34-DPT0570	18'	LC34-DPT0570-0018.0-20170327	20170327	1	U	2		1	U	9		µg/L
LC34-DPT0570	25'	LC34-DPT0570-0025.0-20170327	20170327	1	U	1	U	1	U	1		µg/L
LC34-DPT0570	32'	LC34-DPT0570-0032.0-20170327	20170327	1	U	1	U	1	U	1	U	µg/L
LC34-DPT0571	8'	LC34-DPT0571-0008.0-20170328	20170328	1	U	8		1	U	2		µg/L
LC34-DPT0571	13'	LC34-DPT0571-0013.0-20170328	20170328	5	U	580		5	U	390		µg/L
LC34-DPT0571	18'	LC34-DPT0571-0018.0-20170328	20170328	20	U	3300		30		1200		µg/L
LC34-DPT0571	25'	LC34-DPT0571-0025.0-20170328	20170328	2	U	240		2	U	11		µg/L
LC34-DPT0571	32'	LC34-DPT0571-0032.0-20170328	20170328	1	U	3		1	U	1	U	µg/L
LC34-DPT0572	8'	LC34-DPT0572-0008.0-20170328	20170328	1	U	1	U	1	U	2		µg/L
LC34-DPT0572	13'	LC34-DPT0572-0013.0-20170328	20170328	1	U	20		1	U	82		µg/L
LC34-DPT0572	18'	LC34-DPT0572-0018.0-20170328	20170328	10	U	1900		15		1100		µg/L
LC34-DPT0572	25'	LC34-DPT0572-0025.0-20170328	20170328	20	U	4000		63		810		µg/L
LC34-DPT0572	32'	LC34-DPT0572-0032.0-20170328	20170328	1	U	61		1	U	14		µg/L
LC34-DPT0573	8'	LC34-DPT0573-0008.0-20170328	20170328	1	U	1	U	1	U	1	U	µg/L
LC34-DPT0573	13'	LC34-DPT0573-0013.0-20170328	20170328	1	U	1		1	U	9		µg/L
LC34-DPT0573	18'	LC34-DPT0573-0018.0-20170328	20170328	5	U	680		8		320		µg/L
LC34-DPT0573	25'	LC34-DPT0573-0025.0-20170328	20170328	20	U	3700		56		930		µg/L
LC34-DPT0573	32'	LC34-DPT0573-0032.0-20170328	20170328	1	U	9		1	U	1	U	µg/L
LC34-DPT0574	8'	LC34-DPT0574-0008.0-20170328	20170328	1	U	3		1	U	10		µg/L
LC34-DPT0574	13'	LC34-DPT0574-0013.0-20170328	20170328	5	U	360		5	U	430		µg/L
LC34-DPT0574	18'	LC34-DPT0574-0018.0-20170328	20170328	20	U	2600		20	U	1100		µg/L
LC34-DPT0574	25'	LC34-DPT0574-0025.0-20170328	20170328	5	U	850		8		66		µg/L
LC34-DPT0574	32'	LC34-DPT0574-0032.0-20170328	20170328	1	U	1		1	U	1	U	µg/L
LC34-DPT0575	8'	LC34-DPT0575-0008.0-20170328	20170328	1	U	34		1	U	78		µg/L
LC34-DPT0575	13'	LC34-DPT0575-0013.0-20170328	20170328	5	U	800		5	U	570		µg/L
LC34-DPT0575	18'	LC34-DPT0575-0018.0-20170328	20170328	20	U	2000		20	U	680		µg/L
LC34-DPT0575	25'	LC34-DPT0575-0025.0-20170328	20170328	1	U	92		1	U	3		µg/L
LC34-DPT0575	32'	LC34-DPT0575-0032.0-20170328	20170328	1	U	8		1	U	2		µg/L
LC34-DPT0576	8'	LC34-DPT0576-0008.0-20170328	20170328	1	U	20		1	U	82		µg/L

DPT Results - Hot Spot 5
Launch Complex 34, SWMU CC054

LOCID	DEPTH	NSAMPLE	DATE	TCE		cDCE		tDCE		VC		UNITS
LC34-DPT0576	13'	LC34-DPT0576-0013.0-20170328	20170328	1	U	5		1	U	44		µg/L
LC34-DPT0576	18'	LC34-DPT0576-0018.0-20170328	20170328	5	U	680		5	U	860		µg/L
LC34-DPT0576	25'	LC34-DPT0576-0025.0-20170328	20170328	20	U	3700		33		310		µg/L
LC34-DPT0576	32'	LC34-DPT0576-0032.0-20170328	20170328	1	U	1	U	1	U	1	U	µg/L
LC34-DPT0577	8'	LC34-DPT0577-0008.0-20170329	20170329	1	U	1		1	U	5		µg/L
LC34-DPT0577	13'	LC34-DPT0577-0013.0-20170329	20170329	1	U	28		1	U	110		µg/L
LC34-DPT0577	18'	LC34-DPT0577-0018.0-20170329	20170329	10	U	1000		10	U	870		µg/L
LC34-DPT0577	25'	LC34-DPT0577-0025.0-20170329	20170329	10	U	4000		36		520		µg/L
LC34-DPT0577	32'	LC34-DPT0577-0032.0-20170329	20170329	1	U	1	U	1	U	1	U	µg/L
LC34-DPT0578	8'	LC34-DPT0578-0008.0-20170329	20170329	1	U	1	U	1	U	1	U	µg/L
LC34-DPT0578	13'	LC34-DPT0578-0013.0-20170329	20170329	1	U	1	U	1	U	1		µg/L
LC34-DPT0578	18'	LC34-DPT0578-0018.0-20170329	20170329	2	U	53		2	U	110		µg/L
LC34-DPT0578	25'	LC34-DPT0578-0025.0-20170329	20170329	20	U	4700		67		970		µg/L
LC34-DPT0578	32'	LC34-DPT0578-0032.0-20170329	20170329	1	U	530		1	U	10		µg/L
LC34-DPT0579	8'	LC34-DPT0579-0008.0-20170329	20170329	1	U	140		1	U	21		µg/L
LC34-DPT0579	13'	LC34-DPT0579-0013.0-20170329	20170329	2	U	140		2	U	9		µg/L
LC34-DPT0579	18'	LC34-DPT0579-0018.0-20170329	20170329	1	U	44		1	U	1		µg/L
LC34-DPT0579	25'	LC34-DPT0579-0025.0-20170329	20170329	1	U	1	U	1	U	1	U	µg/L
LC34-DPT0580	8'	LC34-DPT0580-0008.0-20170329	20170329	1	U	55		1	U	1		µg/L
LC34-DPT0580	13'	LC34-DPT0580-0013.0-20170329	20170329	1	U	160		1	U	5		µg/L
LC34-DPT0580	18'	LC34-DPT0580-0018.0-20170329	20170329	1	U	100		1	U	2		µg/L
LC34-DPT0580	25'	LC34-DPT0580-0025.0-20170329	20170329	1	U	2		1	U	1	U	µg/L
LC34-DPT0581	8'	LC34-DPT0581-0008.0-20170329	20170329	1	U	29		1	U	1	U	µg/L
LC34-DPT0581	13'	LC34-DPT0581-0013.0-20170329	20170329	2	U	95		2	U	3		µg/L
LC34-DPT0581	18'	LC34-DPT0581-0018.0-20170329	20170329	2	U	160		2	U	5		µg/L
LC34-DPT0581	25'	LC34-DPT0581-0025.0-20170329	20170329	1	U	17		1	U	1	U	µg/L
LC34-DPT0582	8'	LC34-DPT0582-0008.0-20170329	20170329	1	U	31		1	U	1	U	µg/L
LC34-DPT0582	13'	LC34-DPT0582-0013.0-20170329	20170329	2	U	74		2	U	2		µg/L
LC34-DPT0582	18'	LC34-DPT0582-0018.0-20170329	20170329	3	U	160		3	U	4		µg/L
LC34-DPT0582	25'	LC34-DPT0582-0025.0-20170329	20170329	1	U	20		1	U	1	U	µg/L
LC34-DPT0583	8'	LC34-DPT0583-0008.0-20170329	20170329	1	U	35		1	U	20		µg/L
LC34-DPT0583	13'	LC34-DPT0583-0013.0-20170329	20170329	1	U	1	U	1	U	1	U	µg/L
LC34-DPT0583	18'	LC34-DPT0583-0018.0-20170329	20170329	10	U	1000		10	U	310		µg/L

DPT Results - Hot Spot 5
Launch Complex 34, SWMU CC054

LOCID	DEPTH	NSAMPLE	DATE	TCE		cDCE		tDCE		VC		UNITS
LC34-DPT0583	25'	LC34-DPT0583-0025.0-20170329	20170329	10	U	1500		18		110		µg/L
LC34-DPT0583	32'	LC34-DPT0583-0032.0-20170329	20170329	1	U	1	U	1	U	1	U	µg/L
LC34-DPT0584	8'	LC34-DPT0584-0008.0-20170331	20170331	2	U	6		2	U	9		µg/L
LC34-DPT0584	13'	LC34-DPT0584-0013.0-20170331	20170331	2	U	180		2	U	420	J	µg/L
LC34-DPT0584	18'	LC34-DPT0584-0018.0-20170331	20170331	40	U	2900		63		3700		µg/L
LC34-DPT0584	25'	LC34-DPT0584-0025.0-20170331	20170331	10	U	4000		91		3300		µg/L
LC34-DPT0584	32'	LC34-DPT0584-0032.0-20170331	20170331	2	U	47		2	U	3		µg/L
LC34-DPT0585	8'	LC34-DPT0585-0008.0-20170331	20170331	1	U	5		1	U	3		µg/L
LC34-DPT0585	13'	LC34-DPT0585-0013.0-20170331	20170331	3	U	53		3	U	250		µg/L
LC34-DPT0585	18'	LC34-DPT0585-0018.0-20170331	20170331	10	U	1500		10	U	1200		µg/L
LC34-DPT0585	25'	LC34-DPT0585-0025.0-20170331	20170331	40	U	6000		120		4900		µg/L
LC34-DPT0585	32'	LC34-DPT0585-0032.0-20170331	20170331	1	U	3		1	U	1	U	µg/L
LC34-DPT0586	8'	LC34-DPT0586-0008.0-20170331	20170331	2	U	91		2	U	210		µg/L
LC34-DPT0586	13'	LC34-DPT0586-0013.0-20170331	20170331	20	U	1200		20	U	900		µg/L
LC34-DPT0586	18'	LC34-DPT0586-0018.0-20170331	20170331	100	U	10900		150		3900		µg/L
LC34-DPT0586	25'	LC34-DPT0586-0025.0-20170331	20170331	10	U	1500		33		590		µg/L
LC34-DPT0586	32'	LC34-DPT0586-0032.0-20170331	20170331	1	U	1	U	1	U	1	U	µg/L
LC34-DPT0617	8'	LC34-DPT0617-008.0-20180521	20180521	1	U	1	U	1	U	1	U	µg/L
LC34-DPT0617	13'	LC34-DPT0617-013.0-20180521	20180521	3	U	3	U	3	U	3		µg/L
LC34-DPT0617	18'	LC34-DPT0617-018.0-20180521	20180521	10	U	2300		18		600		µg/L
LC34-DPT0617	25'	LC34-DPT0617-025.0-20180521	20180521	3	U	560		10		120		µg/L
LC34-DPT0617	32'	LC34-DPT0617-032.0-20180521	20180521	1	U	1	U	1	U	1	U	µg/L
LC34-DPT0618	8'	LC34-DPT0618-008.0-20180521	20180521	1	U	1	U	1	U	1	U	µg/L
LC34-DPT0618	13'	LC34-DPT0618-013.0-20180521	20180521	1	U	2		1	U	9		µg/L
LC34-DPT0618	18'	LC34-DPT0618-018.0-20180521	20180521	10	U	1200		10	U	760		µg/L
LC34-DPT0618	25'	LC34-DPT0618-025.0-20180521	20180521	10	U	1100		24		250		µg/L
LC34-DPT0618	32'	LC34-DPT0618-032.0-20180521	20180521	1	U	1	U	1	U	1	U	µg/L
LC34-DPT0619	8'	LC34-DPT0619-008.0-20180521	20180521	1	U	1	U	1	U	1	U	µg/L
LC34-DPT0619	13'	LC34-DPT0619-013.0-20180521	20180521	1	U	9		1	U	22		µg/L
LC34-DPT0619	18'	LC34-DPT0619-018.0-20180521	20180521	5	U	890		5	U	460		µg/L
LC34-DPT0619	25'	LC34-DPT0619-025.0-20180521	20180521	20	U	4700		57		840		µg/L
LC34-DPT0619	32'	LC34-DPT0619-032.0-20180521	20180521	1	U	320		1	U	9		µg/L
LC34-DPT0620	8'	LC34-DPT0620-008.0-20180521	20180521	1	U	1	U	1	U	1	U	µg/L

DPT Results - Hot Spot 5
Launch Complex 34, SWMU CC054

LOCID	DEPTH	NSAMPLE	DATE	TCE		cDCE		tDCE		VC		UNITS
LC34-DPT0620	13'	LC34-DPT0620-013.0-20180521	20180521	1	U	2		1	U	6		µg/L
LC34-DPT0620	18'	LC34-DPT0620-018.0-20180521	20180521	1	U	6		1	U	15		µg/L
LC34-DPT0620	25'	LC34-DPT0620-025.0-20180521	20180521	10	U	1300		10	U	320		µg/L
LC34-DPT0620	32'	LC34-DPT0620-032.0-20180521	20180521	1	U	87		1	U	2		µg/L
LC34-DPT0621	8'	LC34-DPT0621-008.0-20180521	20180521	1	U	1	U	1	U	1	U	µg/L
LC34-DPT0621	13'	LC34-DPT0621-013.0-20180521	20180521	1	U	1	U	1	U	1	U	µg/L
LC34-DPT0621	18'	LC34-DPT0621-018.0-20180521	20180521	1	U	1	U	1	U	1	U	µg/L
LC34-DPT0621	25'	LC34-DPT0621-025.0-20180521	20180521	10	U	630		10	U	530		µg/L
LC34-DPT0621	32'	LC34-DPT0621-032.0-20180521	20180521	20	U	1400		20	U	130		µg/L
LC34-DPT0621	38'	LC34-DPT0621-038.0-20180521	20180521	1	U	1	U	1	U	1	U	µg/L
LC34-DPT0622	8'	LC34-DPT0622-008.0-20180522	20180522	1	U	1	U	1	U	1	U	µg/L
LC34-DPT0622	13'	LC34-DPT0622-013.0-20180522	20180522	1	U	3		1	U	18		µg/L
LC34-DPT0622	18'	LC34-DPT0622-018.0-20180522	20180522	2	U	120		2	U	200		µg/L
LC34-DPT0622	25'	LC34-DPT0622-025.0-20180522	20180522	10	U	2000		10	U	370		µg/L
LC34-DPT0622	32'	LC34-DPT0622-032.0-20180522	20180522	1	U	200		1	U	6		µg/L
LC34-DPT0623	8'	LC34-DPT0623-008.0-20180522	20180522	1	U	1	U	1	U	1	U	µg/L
LC34-DPT0623	13'	LC34-DPT0623-013.0-20180522	20180522	1	U	1	U	1	U	2		µg/L
LC34-DPT0623	18'	LC34-DPT0623-018.0-20180522	20180522	40	U	550		40	U	380		µg/L
LC34-DPT0623	25'	LC34-DPT0623-025.0-20180522	20180522	3	U	430		3	U	170		µg/L
LC34-DPT0623	32'	LC34-DPT0623-032.0-20180522	20180522	1	U	1	U	1	U	1	U	µg/L
LC34-DPT0624	8'	LC34-DPT0624-008.0-20180522	20180522	1	U	1	U	1	U	1	U	µg/L
LC34-DPT0624	13'	LC34-DPT0624-013.0-20180522	20180522	1	U	30		1	U	70		µg/L
LC34-DPT0624	18'	LC34-DPT0624-018.0-20180522	20180522	3	U	27		3	U	61		µg/L
LC34-DPT0624	25'	LC34-DPT0624-025.0-20180522	20180522	3	U	300		3	U	12		µg/L
LC34-DPT0624	32'	LC34-DPT0624-032.0-20180522	20180522	1	U	94		1	U	5		µg/L
LC34-DPT0625	8'	LC34-DPT0625-008.0-20180522	20180522	1	U	12		1	U	4		µg/L
LC34-DPT0625	13'	LC34-DPT0625-013.0-20180522	20180522	1	U	13		1	U	10		µg/L
LC34-DPT0625	18'	LC34-DPT0625-018.0-20180522	20180522	3	U	450		3	U	380		µg/L
LC34-DPT0625	25'	LC34-DPT0625-025.0-20180522	20180522	3	U	330		7		170		µg/L
LC34-DPT0625	32'	LC34-DPT0625-032.0-20180522	20180522	1	U	1	U	1	U	1	U	µg/L
LC34-DPT0626	8'	LC34-DPT0626-008.0-20180522	20180522	1	U	15		1	U	10		µg/L
LC34-DPT0626	13'	LC34-DPT0626-013.0-20180522	20180522	1	U	33		1	U	22		µg/L
LC34-DPT0626	18'	LC34-DPT0626-018.0-20180522	20180522	10	U	2600		10	U	500		µg/L

DPT Results - Hot Spot 5
Launch Complex 34, SWMU CC054

LOCID	DEPTH	NSAMPLE	DATE	TCE		cDCE		tDCE		VC		UNITS
LC34-DPT0626	25'	LC34-DPT0626-025.0-20180522	20180522	5	U	840		22		180		µg/L
LC34-DPT0626	32'	LC34-DPT0626-032.0-20180522	20180522	1	U	1	U	1	U	1	U	µg/L
LC34-DPT0627	8'	LC34-DPT0627-008.0-20180522	20180522	1	U	1	U	1	U	1	U	µg/L
LC34-DPT0627	13'	LC34-DPT0627-013.0-20180522	20180522	1	U	24		1	U	54		µg/L
LC34-DPT0627	18'	LC34-DPT0627-018.0-20180522	20180522	10	U	2100		10	U	780		µg/L
LC34-DPT0627	25'	LC34-DPT0627-025.0-20180523	20180523	3	U	1300		15		36		µg/L
LC34-DPT0627	32'	LC34-DPT0627-032.0-20180523	20180523	1	U	1	U	1	U	1	U	µg/L
LC34-DPT0628	8'	LC34-DPT0628-008.0-20180523	20180523	1	U	33		1	U	5		µg/L
LC34-DPT0628	13'	LC34-DPT0628-013.0-20180523	20180523	1	U	30		1	U	100		µg/L
LC34-DPT0628	18'	LC34-DPT0628-018.0-20180523	20180523	3	U	420		3	U	310		µg/L
LC34-DPT0628	25'	LC34-DPT0628-025.0-20180523	20180523	3	U	400		8		180		µg/L
LC34-DPT0628	32'	LC34-DPT0628-032.0-20180523	20180523	1	U	1	U	1	U	1	U	µg/L
LC34-DPT0629	8'	LC34-DPT0629-008.0-20180523	20180523	1	U	1	U	1	U	1	U	µg/L
LC34-DPT0629	13'	LC34-DPT0629-013.0-20180523	20180523	1	U	12		1	U	1		µg/L
LC34-DPT0629	18'	LC34-DPT0629-018.0-20180523	20180523	3	U	940		3	U	330		µg/L
LC34-DPT0629	25'	LC34-DPT0629-025.0-20180523	20180523	10	U	1800		16		110		µg/L
LC34-DPT0629	32'	LC34-DPT0629-032.0-20180523	20180523	1	U	7		1	U	1	U	µg/L
LC34-DPT0630	8'	LC34-DPT0630-008.0-20180523	20180523	1	U	1	U	1	U	1	U	µg/L
LC34-DPT0630	13'	LC34-DPT0630-013.0-20180523	20180523	1	U	6		1	U	13		µg/L
LC34-DPT0630	18'	LC34-DPT0630-018.0-20180523	20180523	1	U	17		1	U	51		µg/L
LC34-DPT0630	25'	LC34-DPT0630-025.0-20180523	20180523	20	U	3800		20	U	79		µg/L
LC34-DPT0630	32'	LC34-DPT0630-032.0-20180523	20180523	3	U	210		3	U	4		µg/L
LC34-DPT0631	8'	LC34-DPT0631-008.0-20180523	20180523	1	U	13		1	U	7		µg/L
LC34-DPT0631	13'	LC34-DPT0631-013.0-20180523	20180523	1	U	11		1	U	33		µg/L
LC34-DPT0631	18'	LC34-DPT0631-018.0-20180523	20180523	10	U	1400		10	U	58		µg/L
LC34-DPT0631	25'	LC34-DPT0631-025.0-20180523	20180523	20	U	2700		20	U	26		µg/L
LC34-DPT0631	32'	LC34-DPT0631-032.0-20180523	20180523	1	U	24		1	U	1	U	µg/L
LC34-DPT0632	8'	LC34-DPT0632-008.0-20180523	20180523	1	U	1	U	1	U	1	U	µg/L
LC34-DPT0632	13'	LC34-DPT0632-013.0-20180523	20180523	1	U	8		1	U	27		µg/L
LC34-DPT0632	18'	LC34-DPT0632-018.0-20180523	20180523	3	U	390		3	U	85		µg/L
LC34-DPT0632	25'	LC34-DPT0632-025.0-20180523	20180523	10	U	2300		10	U	15		µg/L
LC34-DPT0632	32'	LC34-DPT0632-032.0-20180523	20180523	5	U	2100		5	U	12		µg/L
LC34-DPT0633	8'	LC34-DPT0633-008.0-20180523	20180523	1	U	4		1	U	3		µg/L

DPT Results - Hot Spot 5
Launch Complex 34, SWMU CC054

LOCID	DEPTH	NSAMPLE	DATE	TCE		cDCE		tDCE		VC		UNITS
LC34-DPT0633	13'	LC34-DPT0633-013.0-20180523	20180523	1	U	330		1	U	260		µg/L
LC34-DPT0633	18'	LC34-DPT0633-018.0-20180523	20180523	10	U	1600		10	U	740		µg/L
LC34-DPT0633	25'	LC34-DPT0633-025.0-20180524	20180524	1	U	360		1	U	8		µg/L
LC34-DPT0633	32'	LC34-DPT0633-032.0-20180524	20180524	1	U	1		1	U	1	U	µg/L
LC34-DPT0634	8'	LC34-DPT0634-008.0-20180524	20180524	1	U	2		1	U	8		µg/L
LC34-DPT0634	13'	LC34-DPT0634-013.0-20180524	20180524	1	U	420		1	U	420		µg/L
LC34-DPT0634	18'	LC34-DPT0634-018.0-20180524	20180524	3	U	1500		3	U	810		µg/L
LC34-DPT0634	25'	LC34-DPT0634-025.0-20180524	20180524	1	U	93		1	U	2		µg/L
LC34-DPT0634	32'	LC34-DPT0634-032.0-20180524	20180524	1	U	1	U	1	U	1	U	µg/L
LC34-DPT0635	8'	LC34-DPT0635-008.0-20180524	20180524	1	U	15		1	U	45		µg/L
LC34-DPT0635	13'	LC34-DPT0635-013.0-20180524	20180524	1	U	10		1	U	9		µg/L
LC34-DPT0635	18'	LC34-DPT0635-018.0-20180524	20180524	10	U	1800		10	U	890		µg/L
LC34-DPT0635	25'	LC34-DPT0635-025.0-20180524	20180524	1	U	120		1	U	3		µg/L
LC34-DPT0635	32'	LC34-DPT0635-032.0-20180524	20180524	1	U	1	U	1	U	1	U	µg/L
LC34-DPT0636	8'	LC34-DPT0636-008.0-20180524	20180524	1	U	1	U	1	U	1		µg/L
LC34-DPT0636	13'	LC34-DPT0636-013.0-20180524	20180524	2	U	270		2	U	250		µg/L
LC34-DPT0636	18'	LC34-DPT0636-018.0-20180524	20180524	5	U	1200		5	U	770		µg/L
LC34-DPT0636	25'	LC34-DPT0636-025.0-20180524	20180524	10	U	2100		10	U	95		µg/L
LC34-DPT0636	32'	LC34-DPT0636-032.0-20180524	20180524	1	U	13		1	U	1		µg/L
LC34-DPT0637	8'	LC34-DPT0637-008.0-20180524	20180524	1	U	2		1	U	10		µg/L
LC34-DPT0637	13'	LC34-DPT0637-013.0-20180524	20180524	2	U	950		2	U	890		µg/L
LC34-DPT0637	18'	LC34-DPT0637-018.0-20180524	20180524	10	U	2500		10	U	970		µg/L
LC34-DPT0637	25'	LC34-DPT0637-025.0-20180524	20180524	10	U	1200		10	U	76		µg/L
LC34-DPT0637	32'	LC34-DPT0637-032.0-20180524	20180524	1	U	7		1	U	1	U	µg/L
LC34-DPT0638	8'	LC34-DPT0638-008.0-20180524	20180524	1	U	1	U	1	U	1	U	µg/L
LC34-DPT0638	13'	LC34-DPT0638-013.0-20180524	20180524	1	U	1	U	1	U	1	U	µg/L
LC34-DPT0638	18'	LC34-DPT0638-018.0-20180524	20180524	3	U	14		3	U	97		µg/L
LC34-DPT0638	25'	LC34-DPT0638-025.0-20180524	20180524	3	U	1200		3	U	520		µg/L
LC34-DPT0638	32'	LC34-DPT0638-032.0-20180524	20180524	1	U	100		1	U	3		µg/L
LC34-DPT0639	8'	LC34-DPT0639-008.0-20180524	20180524	1	U	1	U	1	U	1	U	µg/L
LC34-DPT0639	13'	LC34-DPT0639-013.0-20180524	20180524	1	U	1	U	1	U	3		µg/L
LC34-DPT0639	18'	LC34-DPT0639-018.0-20180524	20180524	1	U	1	U	1	U	12		µg/L
LC34-DPT0639	25'	LC34-DPT0639-025.0-20180525	20180525	1	U	150		1	U	160		µg/L

DPT Results - Hot Spot 5
Launch Complex 34, SWMU CC054

LOCID	DEPTH	NSAMPLE	DATE	TCE		cDCE		tDCE		VC		UNITS
LC34-DPT0639	32'	LC34-DPT0639-032.0-20180525	20180525	1	U	1	U	1	U	1	U	µg/L
LC34-DPT0640	8'	LC34-DPT0640-008.0-20180525	20180525	1	U	1	U	1	U	1	U	µg/L
LC34-DPT0640	13'	LC34-DPT0640-013.0-20180525	20180525	1	U	1	U	1	U	4		µg/L
LC34-DPT0640	18'	LC34-DPT0640-018.0-20180525	20180525	1	U	1		1	U	8		µg/L
LC34-DPT0640	25'	LC34-DPT0640-025.0-20180525	20180525	1	U	49		1	U	30		µg/L
LC34-DPT0640	32'	LC34-DPT0640-032.0-20180525	20180525	1	U	1	U	1	U	1	U	µg/L
LC34-DPT0641	8'	LC34-DPT0641-008.0-20180525	20180525	1	U	1	U	1	U	1	U	µg/L
LC34-DPT0641	13'	LC34-DPT0641-013.0-20180525	20180525	1	U	26		1	U	87		µg/L
LC34-DPT0641	18'	LC34-DPT0641-018.0-20180525	20180525	1	U	36		1	U	210		µg/L
LC34-DPT0641	25'	LC34-DPT0641-025.0-20180525	20180525	1	U	61		1	U	15		µg/L
LC34-DPT0641	32'	LC34-DPT0641-032.0-20180525	20180525	1	U	1	U	1	U	1	U	µg/L
LC34-DPT0710	8'	LC34-DPT0710-008.0-20190329	20190329	2		300		6		44		µg/L
LC34-DPT0710	13'	LC34-DPT0710-013.0-20190329	20190329	2		530		12		180		µg/L
LC34-DPT0710	18'	LC34-DPT0710-018.0-20190329	20190329	10	U	490		10	U	650		µg/L
LC34-DPT0710	25'	LC34-DPT0710-025.0-20190329	20190329	20	U	2800		20	U	1200		µg/L
LC34-DPT0710	32'	LC34-DPT0710-032.0-20190329	20190329	40	U	40	U	40	U	2600		µg/L
LC34-DPT0710	38'	LC34-DPT0710-038.0-20190329	20190329	3	U	3	U	3	U	13		µg/L
LC34-DPT0711	8'	LC34-DPT0711-008.0-20190329	20190329	1	U	52		1		23		µg/L
LC34-DPT0711	13'	LC34-DPT0711-013.0-20190329	20190329	1	U	350		8		110		µg/L
LC34-DPT0711	18'	LC34-DPT0711-018.0-20190329	20190329	10	U	500		10	U	490		µg/L
LC34-DPT0711	25'	LC34-DPT0711-025.0-20190329	20190329	10	U	1600		16		1100		µg/L
LC34-DPT0711	32'	LC34-DPT0711-032.0-20190329	20190329	40	U	2400		40	U	1300		µg/L
LC34-DPT0711	38'	LC34-DPT0711-038.0-20190329	20190329	2	U	110		2	U	6		µg/L
LC34-DPT0712	8'	LC34-DPT0712-008.0-20190329	20190329	1	U	53		1	U	35		µg/L
LC34-DPT0712	13'	LC34-DPT0712-013.0-20190329	20190329	1	U	170		1	U	63		µg/L
LC34-DPT0712	18'	LC34-DPT0712-018.0-20190329	20190329	5	U	300		5	U	270		µg/L
LC34-DPT0712	25'	LC34-DPT0712-025.0-20190329	20190329	20	U	2400		20	U	1200		µg/L
LC34-DPT0712	32'	LC34-DPT0712-032.0-20190329	20190329	40	U	300		40	U	2300		µg/L
LC34-DPT0712	38'	LC34-DPT0712-036.0-20190329	20190329	10	U	260		10	U	760		µg/L
LC34-DPT0713	8'	LC34-DPT0713-008.0-20190401	20190401	1	U	430		8		120		µg/L
LC34-DPT0713	13'	LC34-DPT0713-013.0-20190401	20190401	10	U	1100		18		380		µg/L
LC34-DPT0713	18'	LC34-DPT0713-018.0-20190401	20190401	10	U	2000		10	U	210		µg/L
LC34-DPT0713	25'	LC34-DPT0713-025.0-20190401	20190401	2	U	830		2		19		µg/L

DPT Results - Hot Spot 5
Launch Complex 34, SWMU CC054

LOCID	DEPTH	NSAMPLE	DATE	TCE		cDCE		tDCE		VC		UNITS
LC34-DPT0713	32'	LC34-DPT0713-032.0-20190401	20190401	1	U	76		1	U	1		µg/L
LC34-DPT0713	38'	LC34-DPT0713-038.0-20190401	20190401	1	U	1	U	1	U	1	U	µg/L
LC34-DPT0714	8'	LC34-DPT0714-008.0-20190401	20190401	5	U	1400		5	U	250		µg/L
LC34-DPT0714	13'	LC34-DPT0714-013.0-20190401	20190401	5	U	2300		27		2400		µg/L
LC34-DPT0714	18'	LC34-DPT0714-018.0-20190401	20190401	10	U	2200		25		530		µg/L
LC34-DPT0714	25'	LC34-DPT0714-025.0-20190401	20190401	1	U	140		1	U	19		µg/L
LC34-DPT0714	32'	LC34-DPT0714-032.0-20190401	20190401	1	U	3		1	U	1	U	µg/L
LC34-DPT0714	38'	LC34-DPT0714-038.0-20190401	20190401	1	U	1	U	1	U	1	U	µg/L
LC34-DPT0715	8'	LC34-DPT0715-008.0-20190401	20190401	10	U	1600		10	U	530		µg/L
LC34-DPT0715	13'	LC34-DPT0715-013.0-20190401	20190401	10	U	2300		18		460		µg/L
LC34-DPT0715	18'	LC34-DPT0715-018.0-20190401	20190401	40	U	4400		40	U	920		µg/L
LC34-DPT0715	25'	LC34-DPT0715-025.0-20190401	20190401	5	U	1000		6		82		µg/L
LC34-DPT0715	32'	LC34-DPT0715-032.0-20190401	20190401	1	U	8		1	U	1	U	µg/L
LC34-DPT0715	38'	LC34-DPT0715-038.0-20190401	20190401	1	U	1	U	1	U	1	U	µg/L
LC34-DPT0716	8'	LC34-DPT0716-008.0-20190401	20190401	1	U	52		1	U	22		µg/L
LC34-DPT0716	13'	LC34-DPT0716-013.0-20190401	20190401	3	U	240		3	U	170		µg/L
LC34-DPT0716	18'	LC34-DPT0716-018.0-20190402	20190402	10	U	2200		19		1000		µg/L
LC34-DPT0716	25'	LC34-DPT0716-025.0-20190402	20190402	10	U	2500		30		1300		µg/L
LC34-DPT0716	32'	LC34-DPT0716-032.0-20190402	20190402	10	U	930		10	U	590		µg/L
LC34-DPT0716	38'	LC34-DPT0716-038.0-20190402	20190402	1	U	1	U	1	U	1	U	µg/L
LC34-DPT0717	8'	LC34-DPT0717-008.0-20190402	20190402	1	U	100		1		60		µg/L
LC34-DPT0717	13'	LC34-DPT0717-013.0-20190402	20190402	5	U	980		7		330		µg/L
LC34-DPT0717	18'	LC34-DPT0717-018.0-20190402	20190402	3	U	380		3	U	90		µg/L
LC34-DPT0717	25'	LC34-DPT0717-025.0-20190402	20190402	1	U	1		1	U	1	U	µg/L
LC34-DPT0717	32'	LC34-DPT0717-032.0-20190402	20190402	1	U	1	U	1	U	1	U	µg/L
LC34-DPT0717	38'	LC34-DPT0717-038.0-20190402	20190402	1	U	1	U	1	U	1	U	µg/L
LC34-DPT0718	8'	LC34-DPT0718-008.0-20190402	20190402	5	U	570		5	U	230		µg/L
LC34-DPT0718	13'	LC34-DPT0718-013.0-20190402	20190402	10	U	1800		10	U	480		µg/L
LC34-DPT0718	18'	LC34-DPT0718-018.0-20190402	20190402	3	U	67		3	U	17		µg/L
LC34-DPT0718	25'	LC34-DPT0718-025.0-20190402	20190402	1	U	2		1	U	1	U	µg/L
LC34-DPT0718	32'	LC34-DPT0718-032.0-20190402	20190402	1	U	1	U	1	U	1	U	µg/L
LC34-DPT0718	38'	LC34-DPT0718-038.0-20190402	20190402	1	U	1	U	1	U	1	U	µg/L
LC34-DPT0719	8'	LC34-DPT0719-008.0-20190402	20190402	2	U	250		3		100		µg/L

DPT Results - Hot Spot 5
Launch Complex 34, SWMU CC054

LOCID	DEPTH	NSAMPLE	DATE	TCE		cDCE		tDCE		VC		UNITS
LC34-DPT0719	13'	LC34-DPT0719-013.0-20190402	20190402	3	U	780		5		200		µg/L
LC34-DPT0719	18'	LC34-DPT0719-018.0-20190402	20190402	2	U	820		2	U	110		µg/L
LC34-DPT0719	25'	LC34-DPT0719-025.0-20190402	20190402	1	U	340		1	U	11		µg/L
LC34-DPT0719	32'	LC34-DPT0719-032.0-20190402	20190402	1	U	1		1	U	1	U	µg/L
LC34-DPT0719	38'	LC34-DPT0719-038.0-20190402	20190402	1	U	1	U	1	U	1	U	µg/L
LC34-DPT0720	8'	LC34-DPT0720-008.0-20190403	20190403	1	U	1	U	1	U	1	U	µg/L
LC34-DPT0720	13'	LC34-DPT0720-013.0-20190403	20190403	1	U	1	U	1	U	2		µg/L
LC34-DPT0720	18'	LC34-DPT0720-018.0-20190403	20190403	1	U	1	U	1	U	15		µg/L
LC34-DPT0720	25'	LC34-DPT0720-025.0-20190403	20190403	1	U	9		1	U	33		µg/L
LC34-DPT0720	32'	LC34-DPT0720-032.0-20190403	20190403	1	U	1	U	1	U	1	U	µg/L
LC34-DPT0721	8'	LC34-DPT0721-008.0-20190403	20190403	1	U	1	U	1	U	1	U	µg/L
LC34-DPT0721	13'	LC34-DPT0721-013.0-20190403	20190403	1	U	1	U	1	U	1	U	µg/L
LC34-DPT0721	18'	LC34-DPT0721-018.0-20190403	20190403	1	U	1	U	1	U	9		µg/L
LC34-DPT0721	25'	LC34-DPT0721-025.0-20190403	20190403	2	U	95		2	U	180		µg/L
LC34-DPT0721	32'	LC34-DPT0721-032.0-20190403	20190403	1	U	1	U	1	U	1	U	µg/L
LC34-DPT0722	8'	LC34-DPT0722-008.0-20190403	20190403	1	U	1	U	1	U	1	U	µg/L
LC34-DPT0722	13'	LC34-DPT0722-013.0-20190403	20190403	1	U	1	U	1	U	3		µg/L
LC34-DPT0722	18'	LC34-DPT0722-018.0-20190403	20190403	1	U	300		1	U	710		µg/L
LC34-DPT0722	25'	LC34-DPT0722-025.0-20190403	20190403	2	U	570		2	U	850		µg/L
LC34-DPT0722	32'	LC34-DPT0722-032.0-20190403	20190403	1	U	5		1	U	1		µg/L
LC34-DPT0723	8'	LC34-DPT0723-008.0-20190403	20190403	1	U	1	U	1	U	1	U	µg/L
LC34-DPT0723	13'	LC34-DPT0723-013.0-20190403	20190403	1	U	15		1	U	51		µg/L
LC34-DPT0723	18'	LC34-DPT0723-018.0-20190403	20190403	20	U	1700		20	U	1300		µg/L
LC34-DPT0723	25'	LC34-DPT0723-025.0-20190403	20190403	1	U	400		1	U	90		µg/L
LC34-DPT0723	32'	LC34-DPT0723-032.0-20190403	20190403	1	U	1	U	1	U	1	U	µg/L
LC34-DPT0724	8'	LC34-DPT0724-008.0-20190403	20190403	1	U	5		1	U	33		µg/L
LC34-DPT0724	13'	LC34-DPT0724-013.0-20190403	20190403	1	U	17		1	U	110		µg/L
LC34-DPT0724	18'	LC34-DPT0724-018.0-20190403	20190403	10	U	510		10	U	610		µg/L
LC34-DPT0724	25'	LC34-DPT0724-025.0-20190403	20190403	10	U	1200		10	U	250		µg/L
LC34-DPT0724	32'	LC34-DPT0724-032.0-20190403	20190403	1	U	1	U	1	U	1	U	µg/L
LC34-DPT0725	8'	LC34-DPT0725-008.0-20190404	20190404	1	U	32		1	U	100		µg/L
LC34-DPT0725	13'	LC34-DPT0725-013.0-20190404	20190404	3	U	300		3	U	580		µg/L
LC34-DPT0725	18'	LC34-DPT0725-018.0-20190404	20190404	3	U	470		3	U	200		µg/L

DPT Results - Hot Spot 5
Launch Complex 34, SWMU CC054

LOCID	DEPTH	NSAMPLE	DATE	TCE		cDCE		tDCE		VC		UNITS
LC34-DPT0725	25'	LC34-DPT0725-025.0-20190404	20190404	1	U	8		1	U	1	U	µg/L
LC34-DPT0725	32'	LC34-DPT0725-032.0-20190404	20190404	1	U	1	U	1	U	1	U	µg/L
LC34-DPT0726	8'	LC34-DPT0726-008.0-20190404	20190404	1	U	1	U	1	U	2		µg/L
LC34-DPT0726	13'	LC34-DPT0726-013.0-20190404	20190404	2	U	480		2	U	280		µg/L
LC34-DPT0726	18'	LC34-DPT0726-018.0-20190404	20190404	10	U	4000		17		88		µg/L
LC34-DPT0726	25'	LC34-DPT0726-025.0-20190404	20190404	10	U	580		10	U	10	U	µg/L
LC34-DPT0726	32'	LC34-DPT0726-032.0-20190404	20190404	1	U	2		1	U	1	U	µg/L
LC34-DPT0727	8'	LC34-DPT0727-008.0-20190404	20190404	1	U	1	U	1	U	1	U	µg/L
LC34-DPT0727	13'	LC34-DPT0727-013.0-20190404	20190404	1	U	10		1	U	47		µg/L
LC34-DPT0727	18'	LC34-DPT0727-018.0-20190404	20190404	10	U	3300		13		210		µg/L
LC34-DPT0727	25'	LC34-DPT0727-025.0-20190404	20190404	2	U	1800		4		26		µg/L
LC34-DPT0727	32'	LC34-DPT0727-032.0-20190404	20190404	1	U	1	U	1	U	1	U	µg/L
LC34-DPT0728	8'	LC34-DPT0728-008.0-20190404	20190404	1	U	1	U	1	U	1	U	µg/L
LC34-DPT0728	13'	LC34-DPT0728-013.0-20190404	20190404	1	U	1	U	1	U	8		µg/L
LC34-DPT0728	18'	LC34-DPT0728-018.0-20190404	20190404	5	U	470		5	U	340		µg/L
LC34-DPT0728	25'	LC34-DPT0728-025.0-20190404	20190404	10	U	3600		10	U	360		µg/L
LC34-DPT0728	32'	LC34-DPT0728-032.0-20190404	20190404	1	U	15		1	U	1	U	µg/L
LC34-DPT0729	8'	LC34-DPT0729-008.0-20190404	20190404	1	U	1	U	1	U	1	U	µg/L
LC34-DPT0729	13'	LC34-DPT0729-013.0-20190404	20190404	1	U	17		1	U	35		µg/L
LC34-DPT0729	18'	LC34-DPT0729-018.0-20190404	20190404	10	U	1000		10	U	580		µg/L
LC34-DPT0729	25'	LC34-DPT0729-025.0-20190404	20190404	10	U	2100		44		480		µg/L
LC34-DPT0729	32'	LC34-DPT0729-032.0-20190404	20190404	1	U	27		1	U	2		µg/L
LC34-DPT0730	8'	LC34-DPT0730-008.0-20190404	20190404	1	U	4		1	U	2		µg/L
LC34-DPT0730	13'	LC34-DPT0730-013.0-20190404	20190404	2	U	20		2	U	36		µg/L
LC34-DPT0730	18'	LC34-DPT0730-018.0-20190404	20190404	2	U	1700		12		520		µg/L
LC34-DPT0730	25'	LC34-DPT0730-025.0-20190404	20190404	3	U	470		3	U	22		µg/L
LC34-DPT0730	32'	LC34-DPT0730-032.0-20190404	20190404	1	U	1	U	1	U	1	U	µg/L
LC34-DPT0731	8'	LC34-DPT0731-008.0-20190405	20190405	1	U	4		1	U	4		µg/L
LC34-DPT0731	13'	LC34-DPT0731-013.0-20190405	20190405	2	U	2		2	U	7		µg/L
LC34-DPT0731	18'	LC34-DPT0731-018.0-20190405	20190405	1	U	14		1	U	9		µg/L
LC34-DPT0731	25'	LC34-DPT0731-025.0-20190405	20190405	2	U	1100	J	15		90		µg/L
LC34-DPT0731	32'	LC34-DPT0731-032.0-20190405	20190405	1	U	2		1	U	1	U	µg/L
LC34-DPT0732	8'	LC34-DPT0732-008.0-20190405	20190405	1	U	1	U	1	U	1	U	µg/L

DPT Results - Hot Spot 5
Launch Complex 34, SWMU CC054

LOCID	DEPTH	NSAMPLE	DATE	TCE		cDCE		tDCE		VC		UNITS
LC34-DPT0732	13'	LC34-DPT0732-013.0-20190405	20190405	1	U	1		1	U	5		µg/L
LC34-DPT0732	18'	LC34-DPT0732-018.0-20190405	20190405	1	U	26		1	U	57		µg/L
LC34-DPT0732	25'	LC34-DPT0732-025.0-20190405	20190405	3	U	1100		19		590		µg/L
LC34-DPT0732	32'	LC34-DPT0732-032.0-20190405	20190405	1	U	87		1	U	26		µg/L
LC34-DPT0733	8'	LC34-DPT0733-008.0-20190405	20190405	1	U	2		1	U	2		µg/L
LC34-DPT0733	13'	LC34-DPT0733-013.0-20190405	20190405	1	U	3		1	U	8		µg/L
LC34-DPT0733	18'	LC34-DPT0733-018.0-20190405	20190405	1	U	55		1	U	130		µg/L
LC34-DPT0733	25'	LC34-DPT0733-025.0-20190405	20190405	20	U	2300		45		730		µg/L
LC34-DPT0733	32'	LC34-DPT0733-032.0-20190405	20190405	1	U	50		1	U	4		µg/L
LC34-DPT0734	8'	LC34-DPT0734-008.0-20190405	20190405	1	U	1	U	1	U	1	U	µg/L
LC34-DPT0734	13'	LC34-DPT0734-013.0-20190405	20190405	1	U	4		1	U	6		µg/L
LC34-DPT0734	18'	LC34-DPT0734-018.0-20190405	20190405	1	U	18		1	U	37		µg/L
LC34-DPT0734	25'	LC34-DPT0734-025.0-20190405	20190405	1	U	160		1	U	2		µg/L
LC34-DPT0734	32'	LC34-DPT0734-032.0-20190405	20190405	1	U	140		1	U	2		µg/L
LC34-DPT0735	8'	LC34-DPT0735-008.0-20190408	20190408	1	U	1	U	1	U	1	U	µg/L
LC34-DPT0735	13'	LC34-DPT0735-013.0-20190408	20190408	1	U	1		1	U	5		µg/L
LC34-DPT0735	18'	LC34-DPT0735-018.0-20190408	20190408	3	U	220		3	U	340		µg/L
LC34-DPT0735	25'	LC34-DPT0735-025.0-20190408	20190408	10	U	2000		39		210		µg/L
LC34-DPT0735	32'	LC34-DPT0735-032.0-20190408	20190408	1	U	61		1	U	4		µg/L
LC34-DPT0736	8'	LC34-DPT0736-008.0-20190408	20190408	1	U	1		1	U	1	U	µg/L
LC34-DPT0736	13'	LC34-DPT0736-013.0-20190408	20190408	1	U	2		1	U	6		µg/L
LC34-DPT0736	18'	LC34-DPT0736-018.0-20190408	20190408	1	U	150		1	U	330		µg/L
LC34-DPT0736	25'	LC34-DPT0736-025.0-20190408	20190408	5	U	490		5	U	66		µg/L
LC34-DPT0736	32'	LC34-DPT0736-032.0-20190408	20190408	1	U	1	U	1	U	1	U	µg/L
LC34-DPT0737	8'	LC34-DPT0737-008.0-20190408	20190408	1	U	1	U	1	U	1	U	µg/L
LC34-DPT0737	13'	LC34-DPT0737-013.0-20190408	20190408	1	U	1	U	1	U	1	U	µg/L
LC34-DPT0737	18'	LC34-DPT0737-018.0-20190408	20190408	1	U	1	U	1	U	2		µg/L
LC34-DPT0737	25'	LC34-DPT0737-025.0-20190408	20190408	1	U	86		1	U	41		µg/L
LC34-DPT0737	32'	LC34-DPT0737-032.0-20190408	20190408	1	U	1	U	1	U	1	U	µg/L
LC34-DPT0738	8'	LC34-DPT0738-008.0-20190408	20190408	1	U	1	U	1	U	1	U	µg/L
LC34-DPT0738	13'	LC34-DPT0738-013.0-20190408	20190408	1	U	1	U	1	U	1	U	µg/L
LC34-DPT0738	18'	LC34-DPT0738-018.0-20190408	20190408	1	U	1	U	1	U	3		µg/L
LC34-DPT0738	25'	LC34-DPT0738-025.0-20190408	20190408	1	U	8		1	U	16		µg/L

DPT Results - Hot Spot 5
Launch Complex 34, SWMU CC054

LOCID	DEPTH	NSAMPLE	DATE	TCE		cDCE		tDCE		VC		UNITS
LC34-DPT0738	32'	LC34-DPT0738-032.0-20190408	20190408	1	U	1	U	1	U	1	U	µg/L
LC34-DPT0739	8'	LC34-DPT0739-008.0-20190408	20190408	1	U	2		1	U	2		µg/L
LC34-DPT0739	13'	LC34-DPT0739-013.0-20190408	20190408	1	U	6		1	U	13		µg/L
LC34-DPT0739	18'	LC34-DPT0739-018.0-20190408	20190408	3	U	830		3	U	380		µg/L
LC34-DPT0739	25'	LC34-DPT0739-025.0-20190408	20190408	1	U	610		1	U	7		µg/L
LC34-DPT0739	32'	LC34-DPT0739-032.0-20190408	20190408	1	U	1	U	1	U	1	U	µg/L
LC34-DPT0740	8'	LC34-DPT0740-008.0-20190409	20190409	1	U	1	U	1	U	1	U	µg/L
LC34-DPT0740	13'	LC34-DPT0740-013.0-20190409	20190409	1	U	2		1	U	6		µg/L
LC34-DPT0740	18'	LC34-DPT0740-018.0-20190409	20190409	20	U	980		20	U	560		µg/L
LC34-DPT0740	25'	LC34-DPT0740-025.0-20190409	20190409	5	U	410		5	U	77		µg/L
LC34-DPT0740	32'	LC34-DPT0740-032.0-20190409	20190409	1	U	1	U	1	U	1	U	µg/L
LC34-DPT0741	8'	LC34-DPT0741-008.0-20190409	20190409	1	U	1	U	1	U	1	U	µg/L
LC34-DPT0741	13'	LC34-DPT0741-013.0-20190409	20190409	1	U	16		1	U	92		µg/L
LC34-DPT0741	18'	LC34-DPT0741-018.0-20190409	20190409	10	U	520		10	U	300		µg/L
LC34-DPT0741	25'	LC34-DPT0741-025.0-20190409	20190409	20	U	2000		20	U	460		µg/L
LC34-DPT0741	32'	LC34-DPT0741-032.0-20190409	20190409	1	U	40		1	U	1	U	µg/L
LC34-DPT0742	8'	LC34-DPT0742-008.0-20190409	20190409	1	U	1	U	1	U	1		µg/L
LC34-DPT0742	13'	LC34-DPT0742-013.0-20190409	20190409	5	U	49		5	U	87		µg/L
LC34-DPT0742	18'	LC34-DPT0742-018.0-20190409	20190409	10	U	890		10	U	490		µg/L
LC34-DPT0742	25'	LC34-DPT0742-025.0-20190409	20190409	20	U	1400		20	U	300		µg/L
LC34-DPT0742	32'	LC34-DPT0742-032.0-20190409	20190409	1	U	1	U	1	U	1	U	µg/L
LC34-DPT0743	8'	LC34-DPT0743-008.0-20190409	20190409	1	U	3	U	1	U	10		µg/L
LC34-DPT0743	13'	LC34-DPT0743-013.0-20190409	20190409	2	U	150		2	U	160		µg/L
LC34-DPT0743	18'	LC34-DPT0743-018.0-20190409	20190409	20	U	2100		20	U	560		µg/L
LC34-DPT0743	25'	LC34-DPT0743-025.0-20190409	20190409	20	U	1200		20	U	20	U	µg/L
LC34-DPT0743	32'	LC34-DPT0743-032.0-20190409	20190409	1	U	1	U	1	U	1	U	µg/L
LC34-DPT0744	8'	LC34-DPT0744-008.0-20190409	20190409	1	U	58		1	U	120		µg/L
LC34-DPT0744	13'	LC34-DPT0744-013.0-20190409	20190409	20	U	1800		20	U	480		µg/L
LC34-DPT0744	18'	LC34-DPT0744-018.0-20190409	20190409	10	U	470		10	U	13		µg/L
LC34-DPT0744	25'	LC34-DPT0744-025.0-20190409	20190409	1	U	40		1	U	1		µg/L
LC34-DPT0744	32'	LC34-DPT0744-032.0-20190409	20190409	1	U	1	U	1	U	1	U	µg/L
LC34-DPT0745	8'	LC34-DPT0745-008.0-20190412	20190412	1	U	13		1	U	72		µg/L
LC34-DPT0745	13'	LC34-DPT0745-013.0-20190412	20190412	1	U	10		1	U	60		µg/L

DPT Results - Hot Spot 5
Launch Complex 34, SWMU CC054

LOCID	DEPTH	NSAMPLE	DATE	TCE		cDCE		tDCE		VC		UNITS
LC34-DPT0745	18'	LC34-DPT0745-018.0-20190412	20190412	1	U	9		1	U	79		µg/L
LC34-DPT0745	25'	LC34-DPT0745-025.0-20190412	20190412	1	U	380		1	U	66		µg/L
LC34-DPT0745	32'	LC34-DPT0745-032.0-20190412	20190412	1	U	1	U	1	U	1	U	µg/L
LC34-DPT0746	8'	LC34-DPT0746-008.0-20190412	20190412	1	U	1		1	U	12		µg/L
LC34-DPT0746	13'	LC34-DPT0746-013.0-20190412	20190412	1	U	1		1	U	19		µg/L
LC34-DPT0746	18'	LC34-DPT0746-018.0-20190412	20190412	5	U	210		5	U	280		µg/L
LC34-DPT0746	25'	LC34-DPT0746-025.0-20190412	20190412	3	U	460		3	U	78		µg/L
LC34-DPT0746	32'	LC34-DPT0746-032.0-20190412	20190412	1	U	1	U	1	U	1	U	µg/L
LC34-DPT0747	8'	LC34-DPT0747-008.0-20190412	20190412	1	U	7		1	U	69		µg/L
LC34-DPT0747	13'	LC34-DPT0747-013.0-20190412	20190412	1	U	170		1	U	330		µg/L
LC34-DPT0747	18'	LC34-DPT0747-018.0-20190412	20190412	40	U	1800		40	U	500		µg/L
LC34-DPT0747	25'	LC34-DPT0747-025.0-20190412	20190412	3	U	660		3	U	67		µg/L
LC34-DPT0747	32'	LC34-DPT0747-032.0-20190412	20190412	1	U	1	U	1	U	1	U	µg/L
LC34-DPT0748	8'	LC34-DPT0748-008.0-20190412	20190412	1	U	1	U	1	U	1	U	µg/L
LC34-DPT0748	13'	LC34-DPT0748-013.0-20190412	20190412	1	U	1	U	1	U	1	U	µg/L
LC34-DPT0748	18'	LC34-DPT0748-018.0-20190412	20190412	2	U	140		2	U	400		µg/L
LC34-DPT0748	25'	LC34-DPT0748-025.0-20190412	20190412	20	U	1800		20	U	860		µg/L
LC34-DPT0748	32'	LC34-DPT0748-032.0-20190412	20190412	1	U	1	U	1	U	1	U	µg/L
LC34-DPT0749	8'	LC34-DPT0749-008.0-20190415	20190415	1	U	1	U	1	U	1	U	µg/L
LC34-DPT0749	13'	LC34-DPT0749-013.0-20190415	20190415	1	U	44		1	U	240		µg/L
LC34-DPT0749	18'	LC34-DPT0749-018.0-20190415	20190415	3	U	790		3	U	450		µg/L
LC34-DPT0749	25'	LC34-DPT0749-025.0-20190415	20190415	2	U	520		4		67		µg/L
LC34-DPT0749	32'	LC34-DPT0749-032.0-20190415	20190415	1	U	1	U	1	U	1	U	µg/L
LC34-DPT0750	8'	LC34-DPT0750-008.0-20190415	20190415	1	U	1	U	1	U	1	U	µg/L
LC34-DPT0750	13'	LC34-DPT0750-013.0-20190415	20190415	2	U	9		2	U	77		µg/L
LC34-DPT0750	18'	LC34-DPT0750-018.0-20190415	20190415	10	U	540		10	U	800		µg/L
LC34-DPT0750	25'	LC34-DPT0750-025.0-20190415	20190415	3	U	530		3	U	65		µg/L
LC34-DPT0750	32'	LC34-DPT0750-032.0-20190415	20190415	1	U	1	U	1	U	1	U	µg/L
LC34-DPT0751	8'	LC34-DPT0751-008.0-20190415	20190415	1	U	1	U	1	U	1	U	µg/L
LC34-DPT0751	13'	LC34-DPT0751-013.0-20190415	20190415	1	U	2		1	U	20		µg/L
LC34-DPT0751	18'	LC34-DPT0751-018.0-20190415	20190415	2	U	88		2	U	500	J	µg/L
LC34-DPT0751	25'	LC34-DPT0751-025.0-20190415	20190415	1	U	180		1	U	120		µg/L
LC34-DPT0751	32'	LC34-DPT0751-032.0-20190415	20190415	1	U	1	U	1	U	1	U	µg/L

DPT Results - Hot Spot 5
Launch Complex 34, SWMU CC054

LOCID	DEPTH	NSAMPLE	DATE	TCE		cDCE		tDCE		VC		UNITS
LC34-DPT0752	8'	LC34-DPT0752-008.0-20190415	20190415	1	U	1	U	1	U	1	U	µg/L
LC34-DPT0752	13'	LC34-DPT0752-013.0-20190415	20190415	1	U	1	U	1	U	2		µg/L
LC34-DPT0752	18'	LC34-DPT0752-018.0-20190415	20190415	2	U	11		2	U	140		µg/L
LC34-DPT0752	25'	LC34-DPT0752-025.0-20190415	20190415	2	U	71		2	U	140		µg/L
LC34-DPT0752	32'	LC34-DPT0752-032.0-20190415	20190415	1	U	1	U	1	U	1	U	µg/L
LC34-DPT0753	8'	LC34-DPT0753-008.0-20190416	20190416	1	U	1	U	1	U	1	U	µg/L
LC34-DPT0753	13'	LC34-DPT0753-013.0-20190416	20190416	1	U	1	U	1	U	3		µg/L
LC34-DPT0753	18'	LC34-DPT0753-018.0-20190416	20190416	1	U	2		1	U	14		µg/L
LC34-DPT0753	25'	LC34-DPT0753-025.0-20190416	20190416	1	U	15		1	U	6		µg/L
LC34-DPT0753	32'	LC34-DPT0753-032.0-20190416	20190416	1	U	1	U	1	U	1	U	µg/L
LC34-DPT0754	8'	LC34-DPT0754-008.0-20190416	20190416	1	U	1	U	1	U	1		µg/L
LC34-DPT0754	13'	LC34-DPT0754-013.0-20190416	20190416	1	U	1	U	1	U	2		µg/L
LC34-DPT0754	18'	LC34-DPT0754-018.0-20190416	20190416	1	U	1	U	1	U	10		µg/L
LC34-DPT0754	25'	LC34-DPT0754-025.0-20190416	20190416	1	U	13		1	U	2		µg/L
LC34-DPT0754	32'	LC34-DPT0754-032.0-20190416	20190416	1	U	1	U	1	U	1	U	µg/L
LC34-DPT0755	8'	LC34-DPT0755-008.0-20190416	20190416	1	U	1	U	1	U	1	U	µg/L
LC34-DPT0755	13'	LC34-DPT0755-013.0-20190416	20190416	1	U	1	U	1	U	1		µg/L
LC34-DPT0755	18'	LC34-DPT0755-018.0-20190416	20190416	1	U	120		1	U	360		µg/L
LC34-DPT0755	25'	LC34-DPT0755-025.0-20190416	20190416	1	U	110		1	U	85		µg/L
LC34-DPT0755	32'	LC34-DPT0755-032.0-20190416	20190416	1	U	1	U	1	U	1	U	µg/L
LC34-DPT0756	8'	LC34-DPT0756-008.0-20190416	20190416	1	U	1	U	1	U	1	U	µg/L
LC34-DPT0756	13'	LC34-DPT0756-013.0-20190416	20190416	3	U	32		3	U	190		µg/L
LC34-DPT0756	18'	LC34-DPT0756-018.0-20190416	20190416	20	U	720		20	U	400		µg/L
LC34-DPT0756	25'	LC34-DPT0756-025.0-20190416	20190416	1	U	19		1	U	2		µg/L
LC34-DPT0756	32'	LC34-DPT0756-032.0-20190416	20190416	1	U	1	U	1	U	1	U	µg/L
LC34-DPT0757	8'	LC34-DPT0757-008.0-20190416	20190416	1	U	1	U	1	U	1	U	µg/L
LC34-DPT0757	13'	LC34-DPT0757-013.0-20190416	20190416	1	U	35		1	U	110		µg/L
LC34-DPT0757	18'	LC34-DPT0757-018.0-20190416	20190416	2	U	52		2	U	210		µg/L
LC34-DPT0757	25'	LC34-DPT0757-025.0-20190416	20190416	2	U	1000		5		120		µg/L
LC34-DPT0757	32'	LC34-DPT0757-032.0-20190416	20190416	1	U	1	U	1	U	1	U	µg/L
LC34-DPT0758	8'	LC34-DPT0758-008.0-20190417	20190417	1	U	1	U	1	U	1	U	µg/L
LC34-DPT0758	13'	LC34-DPT0758-013.0-20190417	20190417	2	U	22		2	U	58		µg/L
LC34-DPT0758	18'	LC34-DPT0758-018.0-20190417	20190417	10	U	460		10	U	630		µg/L

DPT Results - Hot Spot 5
Launch Complex 34, SWMU CC054

LOCID	DEPTH	NSAMPLE	DATE	TCE		cDCE		tDCE		VC		UNITS
LC34-DPT0758	25'	LC34-DPT0758-025.0-20190417	20190417	5	U	570		5	U	140		µg/L
LC34-DPT0758	32'	LC34-DPT0758-032.0-20190417	20190417	1	U	1		1	U	1	U	µg/L
LC34-DPT0759	8'	LC34-DPT0759-008.0-20190417	20190417	1	U	3		1	U	10		µg/L
LC34-DPT0759	13'	LC34-DPT0759-013.0-20190417	20190417	1	U	2		1	U	19		µg/L
LC34-DPT0759	18'	LC34-DPT0759-018.0-20190417	20190417	2	U	140		2	U	250		µg/L
LC34-DPT0759	25'	LC34-DPT0759-025.0-20190417	20190417	2	U	77		2	U	11	U	µg/L
LC34-DPT0759	32'	LC34-DPT0759-032.0-20190417	20190417	1	U	1	U	1	U	1	U	µg/L
LC34-DPT0760	8'	LC34-DPT0760-008.0-20190417	20190417	1	U	8		1	U	35		µg/L
LC34-DPT0760	13'	LC34-DPT0760-013.0-20190417	20190417	1	U	5		1	U	18		µg/L
LC34-DPT0760	18'	LC34-DPT0760-018.0-20190417	20190417	2	U	64		2	U	55		µg/L
LC34-DPT0760	25'	LC34-DPT0760-025.0-20190417	20190417	1	U	2		1	U	1	U	µg/L
LC34-DPT0760	32'	LC34-DPT0760-032.0-20190417	20190417	1	U	1	U	1	U	1	U	µg/L
LC34-DPT0761	8'	LC34-DPT0761-008.0-20190417	20190417	1	U	1	U	1	U	2		µg/L
LC34-DPT0761	13'	LC34-DPT0761-013.0-20190417	20190417	1	U	1	U	1	U	3		µg/L
LC34-DPT0761	18'	LC34-DPT0761-018.0-20190417	20190417	1	U	1	U	1	U	4		µg/L
LC34-DPT0761	25'	LC34-DPT0761-025.0-20190417	20190417	3	U	67		3	U	40		µg/L
LC34-DPT0761	31'	LC34-DPT0761-032.0-20190417	20190417	1	U	1	U	1	U	1	U	µg/L
LC34-DPT0762	8'	LC34-DPT0762-008.0-20190417	20190417	1	U	3		1	U	29		µg/L
LC34-DPT0762	13'	LC34-DPT0762-013.0-20190417	20190417	1	U	1	U	1	U	20		µg/L
LC34-DPT0762	18'	LC34-DPT0762-018.0-20190417	20190417	1	U	33		1	U	56		µg/L
LC34-DPT0762	25'	LC34-DPT0762-025.0-20190417	20190417	1	U	4		1	U	2		µg/L
LC34-DPT0762	32'	LC34-DPT0762-032.0-20190417	20190417	1	U	1	U	1	U	1	U	µg/L
LC34-DPT0763	8'	LC34-DPT0763-008.0-20190418	20190418	1	U	6		1	U	18		µg/L
LC34-DPT0763	13'	LC34-DPT0763-013.0-20190418	20190418	1	U	2		1	U	16		µg/L
LC34-DPT0763	18'	LC34-DPT0763-018.0-20190418	20190418	2	U	13		2	U	99		µg/L
LC34-DPT0763	25'	LC34-DPT0763-025.0-20190418	20190418	40	U	1600		40	U	510		µg/L
LC34-DPT0763	32'	LC34-DPT0763-032.0-20190418	20190418	1	U	7		1	U	1	U	µg/L
LC34-DPT0764	8'	LC34-DPT0764-008.0-20190418	20190418	1	U	1	U	1	U	1		µg/L
LC34-DPT0764	13'	LC34-DPT0764-013.0-20190418	20190418	1	U	250		1	U	270		µg/L
LC34-DPT0764	18'	LC34-DPT0764-018.0-20190418	20190418	10	U	2200		10	U	580		µg/L
LC34-DPT0764	25'	LC34-DPT0764-025.0-20190418	20190418	1	U	360		1	U	11		µg/L
LC34-DPT0764	32'	LC34-DPT0764-032.0-20190418	20190418	1	U	1	U	1	U	1	U	µg/L
LC34-DPT0765	8'	LC34-DPT0765-008.0-20190418	20190418	1	U	6		1	U	22		µg/L

DPT Results - Hot Spot 5
Launch Complex 34, SWMU CC054

LOCID	DEPTH	NSAMPLE	DATE	TCE		cDCE		tDCE		VC		UNITS
LC34-DPT0765	13'	LC34-DPT0765-013.0-20190418	20190418	1	U	130		1	U	120		µg/L
LC34-DPT0765	18'	LC34-DPT0765-018.0-20190418	20190418	10	U	2600		10	U	170		µg/L
LC34-DPT0765	25'	LC34-DPT0765-025.0-20190418	20190418	1	U	200		1	U	3		µg/L
LC34-DPT0765	32'	LC34-DPT0765-032.0-20190418	20190418	1	U	2		1	U	1	U	µg/L
LC34-DPT0766	8'	LC34-DPT0766-008.0-20190418	20190418	1	U	1	U	1	U	1	U	µg/L
LC34-DPT0766	13'	LC34-DPT0766-013.0-20190418	20190418	1	U	60		1	U	110		µg/L
LC34-DPT0766	18'	LC34-DPT0766-018.0-20190418	20190418	2	U	140		2	U	140		µg/L
LC34-DPT0766	25'	LC34-DPT0766-025.0-20190418	20190418	1	U	380		1		26		µg/L
LC34-DPT0766	32'	LC34-DPT0766-032.0-20190418	20190418	1	U	1	U	1	U	1	U	µg/L
LC34-DPT0767	8'	LC34-DPT0767-008.0-20190418	20190418	1	U	11		1	U	62		µg/L
LC34-DPT0767	13'	LC34-DPT0767-013.0-20190418	20190418	1	U	26		1	U	120		µg/L
LC34-DPT0767	18'	LC34-DPT0767-018.0-20190418	20190418	1	U	72		1	U	25		µg/L
LC34-DPT0767	25'	LC34-DPT0767-025.0-20190418	20190418	1	U	1	U	1	U	1	U	µg/L
LC34-DPT0767	32'	LC34-DPT0767-032.0-20190418	20190418	1	U	1	U	1	U	1	U	µg/L
LC34-DPT0768	8'	LC34-DPT0768-008.0-20190419	20190419	1	U	2		1	U	5		µg/L
LC34-DPT0768	13'	LC34-DPT0768-013.0-20190419	20190419	1	U	14		1	U	64		µg/L
LC34-DPT0768	18'	LC34-DPT0768-018.0-20190419	20190419	1	U	300		1	U	700	J	µg/L
LC34-DPT0768	25'	LC34-DPT0768-025.0-20190419	20190419	1	U	45		1	U	12		µg/L
LC34-DPT0768	32'	LC34-DPT0768-032.0-20190419	20190419	1	U	1	U	1	U	1	U	µg/L
LC34-DPT0769	8'	LC34-DPT0769-008.0-20190419	20190419	1	U	1	U	1	U	2		µg/L
LC34-DPT0769	13'	LC34-DPT0769-013.0-20190419	20190419	1	U	11		1	U	30		µg/L
LC34-DPT0769	18'	LC34-DPT0769-018.0-20190419	20190419	2	U	170		2	U	100		µg/L
LC34-DPT0769	25'	LC34-DPT0769-025.0-20190419	20190419	10	U	1600		10	U	23		µg/L
LC34-DPT0769	32'	LC34-DPT0769-032.0-20190419	20190419	1	U	46		1	U	1	U	µg/L
LC34-DPT0770	8'	LC34-DPT0770-008.0-20190419	20190419	1	U	1	U	1	U	1		µg/L
LC34-DPT0770	13'	LC34-DPT0770-013.0-20190419	20190419	1	U	2		1	U	11		µg/L
LC34-DPT0770	18'	LC34-DPT0770-018.0-20190419	20190419	1	U	10		1	U	4		µg/L
LC34-DPT0770	25'	LC34-DPT0770-025.0-20190419	20190419	1	U	1	U	1	U	1	U	µg/L
LC34-DPT0770	32'	LC34-DPT0770-032.0-20190419	20190419	1	U	1	U	1	U	1	U	µg/L

Notes:
U indicates concentration is below detection limit.
J indicates concentration is estimated.
I indicates concentration above the detection limit, but below the reporting limit.

DPT RESULTS – HOT SPOT 6

Hot Spots 6: Groundwater Results
Launch Complex 34
Cape Canaveral Air Force Station, Florida

A

A'

B

B'

C

C'

Legend

- 10xHot Spot
- Hot Spot
- HCP
- LCP
- <LCP
- Hot Spots 2, 3, and 4 Shallow Capture Zone
- Hot Spot 1
- Drainage Ditch

DPT0379	TCE	cDCE	VC	
13'	20 U	1400	240	06/2014
18'	40 U	5100	320	06/2014

Sample Location
TCE (Trichloroethene)
cDCE (Cis-1,2-Dichloroethene)
VC (Vinyl Chloride)
Sample Date
Concentration in ug/L,
Pink highlighting indicates greater than GCTL

TCE	3
cDCE	70
VC	1

Sample Interval (feet bls)

50 0 50 Feet

DPT Results - Hot Spot 6
Launch Complex 34, SWMU CC054

LOCID	DEPTH (FT)	SAMPLE ID	SAMPLE DATE	1,1,2-TRICHLOROTRIFLUOROETHANE	1,1-DCE	CIS-1,2-DCE	PCE	TRANS-1,2-DCE	TCE	VC
				UG/L	UG/L	UG/L	UG/L	UG/L	UG/L	UG/L
LC34-DPT0190	8	LC34-DPT0190-008.0-20100714	20100714	--	1 U	17.6	1 U	1 U	1 U	27.3
LC34-DPT0190	13	LC34-DPT0190-013.0-20100714	20100714	--	50 U	1600	1 U	70	53	100
LC34-DPT0190	38	LC34-DPT0190-038.0-20100714	20100714	--	1 U	8.9	1 U	1 U	1 U	1 U
LC34-DPT0191	8	LC34-DPT0191-008.0-20100714	20100714	--	1 U	6	1 U	1 U	1 U	28
LC34-DPT0191	13	LC34-DPT0191-013.0-20100714	20100714	--	50 U	2500	50 U	180	75	200
LC34-DPT0191	38	LC34-DPT0191-038.0-20100714	20100714	--	1 U	48.8	1 U	3.4	1.4	4.5
LC34-DPT0198	8	LC34-DPT0198-008.0-20100715	20100715	--	1 U	5.4	1 U	1 U	1 U	2.1
LC34-DPT0198	13	LC34-DPT0198-013.0-20100715	20100715	--	10 U	880	10 U	46	10 U	120
LC34-DPT0198	38	LC34-DPT0198-038.0-20100715	20100715	--	1 U	8.1	1 U	1 U	1 U	3.2
LC34-DPT0199	8	LC34-DPT0199-008.0-20100715	20100715	--	5 U	93	5 U	3 I	5 U	82
LC34-DPT0199	13	LC34-DPT0199-013.0-20100715	20100715	--	200 U	10000	200 U	620	200 U	410
LC34-DPT0199	38	LC34-DPT0199-038.0-20100715	20100715	--	1 U	6.7	1 U	1 U	1 U	1 U
LC34-DPT0200	8	LC34-DPT0200-008.0-20100714	20100714	--	5 U	150	5 U	3.8 I	5 U	41
LC34-DPT0200	13	LC34-DPT0200-013.0-20100714	20100714	--	50 U	1600	50 U	82	60	96
LC34-DPT0200	38	LC34-DPT0200-038.0-20100714	20100714	--	1 U	10.4	1 U	1 U	1 U	1.3
LC34-DPT0203	8	LC34-DPT0203-008.0-20100714	20100714	--	5 U	480	5 U	28	4.8 I	40
LC34-DPT0203	13	LC34-DPT0203-013.0-20100714	20100714	--	200 U	12000	200 U	670	840	300
LC34-DPT0203	38	LC34-DPT0203-038.0-20100714	20100714	--	1 U	4.2	1 U	1 U	1 U	1 U
LC34-DPT0205	8	LC34-DPT0205-008.0-20100715	20100715	--	1 U	40	1 U	1 U	1 U	5.8
LC34-DPT0205	13	LC34-DPT0205-013.0-20100715	20100715	--	20 U	1400	20 U	72	20 U	73
LC34-DPT0205	38	LC34-DPT0205-038.0-20100715	20100715	--	1 U	8.3	1 U	1 U	1 U	1 U
LC34-DPT0224	8	LC34-DPT0224-008.0-20100715	20100715	--	1 U	15.6	1 U	1 U	1 U	6
LC34-DPT0224	13	LC34-DPT0224-013.0-20100715	20100715	--	50 U	2800	50 U	160	50 U	110
LC34-DPT0224	38	LC34-DPT0224-038.0-20100715	20100715	--	1 U	20.1	1 U	1 U	1 U	1.1
LC34-DPT0225	8	LC34-DPT0225-008.0-20100715	20100715	--	5 U	140	5 U	4.6 I	5 U	26
LC34-DPT0225	13	LC34-DPT0225-013.0-20100715	20100715	--	5 U	280	5 U	14	13	7.2
LC34-DPT0225	38	LC34-DPT0225-038.0-20100715	20100715	--	1 U	5.4	1 U	1 U	1 U	1 U
LC34-DPT0248	13	LC34-DPT0248-013.0-20100708	20100708	--	100 U	10000	100 U	350	100 U	840
LC34-DPT0248	38	LC34-DPT0248-038.0-20100708	20100708	--	1 U	39.5	1 U	1.1	1 U	1.3
LC34-DPT0249	13	LC34-DPT0249-013.0-20100708	20100708	--	500 U	11000	500 U	320 I	500 U	1200
LC34-DPT0249	38	LC34-DPT0249-038.0-20100708	20100708	--	2 U	43	2 U	1 I	2 U	3
LC34-DPT0250	13	LC34-DPT0250-013.0-20110915	20110915	--	100 U	3800	100 U	71 I	30 U,I	820
LC34-DPT0251	13	LC34-DPT0251-013.0-20100713	20100713	--	200 U	9900	200 U	420	200 U	350
LC34-DPT0251	38	LC34-DPT0251-038.0-20100713	20100713	--	1 U	5.7	1 U	1 U	1 U	1 U
LC34-DPT0276	8	LC34-DPT0276-008.0-20100714	20100714	--	1 U	10.3	1 U	1 U	1 U	24.8
LC34-DPT0276	13	LC34-DPT0276-013.0-20100714	20100714	--	50 U	2000	50 U	140	29 I	180
LC34-DPT0276	38	LC34-DPT0276-038.0-20100714	20100714	--	1 U	8.6	1 U	1 U	1 U	1.6
LC34-DPT0322	8	LC34-DPT0322-008.0-20101216	20101216	--	4.5 U,I	510	1.8 U,I	14	2.6 U,I	15
LC34-DPT0322	13	LC34-DPT0322-013.0-20101216	20101216	--	45 U,I	2000	18 U,I	53 I	6 U,J	23 I
LC34-DPT0322	18	LC34-DPT0322-018.0-20101216	20101216	--	90 U,I	8800	36 U,I	220	6 U,J	88 I
LC34-DPT0322	25	LC34-DPT0322-025.0-20101216	20101216	--	90 U,I	16000	36 U,I	260	20 J	1000
LC34-DPT0322	38	LC34-DPT0322-038.0-20101216	20101216	--	2.3 U,I	150	1 U,I	2 I	1.1 U,I	1.9 I
LC34-DPT0323	8	LC34-DPT0323-008.0-20101216	20101216	--	23 U,I	1100	9 U,I	24 I	6 U,J	24 I
LC34-DPT0323	13	LC34-DPT0323-013.0-20101216	20101216	--	45 U,I	6100	18 U,I	140	6 U,J	350
LC34-DPT0323	18	LC34-DPT0323-018.0-20101216	20101216	--	45 U,I	5400	18 U,I	120	6 U,J	1300

DPT Results - Hot Spot 6
Launch Complex 34, SWMU CC054

LOCID	DEPTH (FT)	SAMPLE ID	SAMPLE DATE	1,1,2-TRICHLOROTRIFLUOROETHANE	1,1-DCE	CIS-1,2-DCE	PCE	TRANS-1,2-DCE	TCE	VC
				UG/L	UG/L	UG/L	UG/L	UG/L	UG/L	UG/L
LC34-DPT0323	25	LC34-DPT0323-025.0-20101216	20101216	--	1 U	14.4	1 U	1 U	1 U	1.1
LC34-DPT0323	38	LC34-DPT0323-038.0-20101216	20101216	--	1 U	2	1 U	1 U	1 U	1 U
LC34-DPT0324	8	LC34-DPT0324-008.0-20101217	20101217	--	9 U,I	2100	4.8 I	87	5.2 U,I	69
LC34-DPT0324	13	LC34-DPT0324-013.0-20101217	20101217	--	13 I	6600	3.6 U,I	300	5.2 U,I	250
LC34-DPT0324	18	LC34-DPT0324-018.0-20101217	20101217	--	20	14000	3.6 U,I	340	5.2 U,I	1500
LC34-DPT0324	25	LC34-DPT0324-025.0-20101217	20101217	--	2.3 U,I	150	1 U,I	1.4 I	1.1 U,I	15
LC34-DPT0324	38	LC34-DPT0324-038.0-20101217	20101217	--	1 U	50.9	1 U	1 U	1 U	1.4
LC34-DPT0325	8	LC34-DPT0325-008.0-20101217	20101217	--	1 U	120	1 U	1 U	1 U	14
LC34-DPT0325	13	LC34-DPT0325-013.0-20101217	20101217	--	2.3 U,I	250	1 U,I	4 I	1.1 U,I	14
LC34-DPT0325	18	LC34-DPT0325-018.0-20101217	20101217	--	10 I	5100	3.6 U,I	220	5.2 U,I	130
LC34-DPT0325	25	LC34-DPT0325-025.0-20101217	20101217	--	40	20000	3.6 U,I	680	5.2 U,I	3500
LC34-DPT0325	38	LC34-DPT0325-038.0-20101217	20101217	--	1 U	9.4	1 U	1 U	1 U	1 U
LC34-DPT0326	8	LC34-DPT0326-008.0-20101217	20101217	--	4.5 U,I	520	1.8 U,I	14	2.6 U,I	14
LC34-DPT0326	13	LC34-DPT0326-013.0-20101217	20101217	--	9 U,I	4000	3.6 U,I	150	7.8 I	120
LC34-DPT0326	18	LC34-DPT0326-018.0-20101217	20101217	--	1 U	75.7	1 U	1.6	1 U	2.7
LC34-DPT0326	25	LC34-DPT0326-025.0-20101217	20101217	--	9 U,I	8000	3.6 U,I	270	5.2 U,I	3900
LC34-DPT0326	38	LC34-DPT0326-038.0-20101217	20101217	--	1 U	15.3	1 U	1 U	1 U	1.4
LC34-DPT0327	8	LC34-DPT0327-008.0-20101217	20101217	--	2.3 U,I	190	1 U,I	4 I	1.1 U,I	9.2
LC34-DPT0327	13	LC34-DPT0327-013.0-20101217	20101217	--	9 U,I	1400	3.6 U,I	37	5.2 U,I	35
LC34-DPT0327	18	LC34-DPT0327-018.0-20101217	20101217	--	9.2 U,I	6600	3.6 U,I	300	5.2 U,I	200
LC34-DPT0327	25	LC34-DPT0327-025.0-20101217	20101217	--	45	34000	3.6 U,I	730	5.2 U,I	3200
LC34-DPT0327	38	LC34-DPT0327-038.0-20101217	20101217	--	1 U	78	1 U	7.7	1 U	16
LC34-DPT0335	8	LC34-DPT0335-008.0-20110914	20110914	--	50 U	1700	50 U	60	15 U,I	92
LC34-DPT0335	13	LC34-DPT0335-013.0-20110914	20110914	--	200 U	7300	200 U	210	60 U,I	1100
LC34-DPT0335	18	LC34-DPT0335-018.0-20110914	20110914	--	100 U	4900	100 U	170	30 U,I	3500
LC34-DPT0335	25	LC34-DPT0335-025.0-20110914	20110914	--	1 U	26.5	1 U	15.4	1 U	520
LC34-DPT0335	38	LC34-DPT0335-038.0-20110914	20110914	--	1 U	2.3	1 U	1 U	1 U	1.4
LC34-DPT0336	8	LC34-DPT0336-008.0-20110914	20110914	--	1 U	58.9	1 U	1 U	1 U	106
LC34-DPT0336	13	LC34-DPT0336-013.0-20110914	20110914	--	50 U	1900	50 U	59	15 U,I	520
LC34-DPT0336	18	LC34-DPT0336-018.0-20110914	20110914	--	500 U	12000	500 U	320 I	150 U,I	3300
LC34-DPT0336	25	LC34-DPT0336-025.0-20110914	20110914	--	5 U	85	5 U	10	1.5 U,I	2200
LC34-DPT0336	38	LC34-DPT0336-038.0-20110914	20110914	--	2 U	23	2 U	2 U	2 U	7.5
LC34-DPT0337	8	LC34-DPT0337-008.0-20110914	20110914	--	5 U	6.3	5 U	5 U	1.5 U,I	13
LC34-DPT0337	13	LC34-DPT0337-013.0-20110914	20110914	--	5 U	52	5 U	5 U	1.5 U,I	100
LC34-DPT0337	18	LC34-DPT0337-018.0-20110914	20110914	--	100 U	2900	100 U	93 I	30 U,I	660
LC34-DPT0337	25	LC34-DPT0337-025.0-20110914	20110914	--	200 U	6200	200 U	210	60 U,I	5800
LC34-DPT0337	38	LC34-DPT0337-038.0-20110914	20110914	--	1 U	7.4	1 U	1 U	1 U	2.8
LC34-DPT0338	8	LC34-DPT0338-008.0-20110914	20110914	--	1 U	26.6	1 U	1 U	1 U	57.2
LC34-DPT0338	13	LC34-DPT0338-013.0-20110914	20110914	--	5 U	210	5 U	5 U	1.5 U,I	110
LC34-DPT0338	18	LC34-DPT0338-018.0-20110914	20110914	--	50 U	1200	50 U	50 U	15 U,I	530
LC34-DPT0338	25	LC34-DPT0338-025.0-20110914	20110914	--	500 U	14000	500 U	420 I	150 U,I	13000
LC34-DPT0338	38	LC34-DPT0338-038.0-20110914	20110914	--	1 U	9.5	1 U	1 U	1 U	8.7
LC34-DPT0339	8	LC34-DPT0339-008.0-20110915	20110915	--	1 U	3.5	1 U	1 U	1 U	17.5
LC34-DPT0339	13	LC34-DPT0339-013.0-20110915	20110915	--	5 U	140	5 U	5 U	1.5 U,I	180
LC34-DPT0339	18	LC34-DPT0339-018.0-20110915	20110915	--	100 U	3200	100 U	100 U	30 U,I	1200

DPT Results - Hot Spot 6
Launch Complex 34, SWMU CC054

LOCID	DEPTH (FT)	SAMPLE ID	SAMPLE DATE	1,1,2-TRICHLOROTRIFLUOROETHANE	1,1-DCE	CIS-1,2-DCE	PCE	TRANS-1,2-DCE	TCE	VC
				UG/L	UG/L	UG/L	UG/L	UG/L	UG/L	UG/L
LC34-DPT0339	25	LC34-DPT0339-025.0-20110915	20110915	--	200 U	5700	200 U	170 I	60 U,I	16000
LC34-DPT0339	25	LC34-DPT0339-025.0-20170330	20170330	400 U	40 U	14800	40 U	71	40 U	12100
LC34-DPT0339	32	LC34-DPT0339-032.0-20170330	20170330	200 U	20 U	170	20 U	34	20 U	7900
LC34-DPT0339	38	LC34-DPT0339-038.0-20110915	20110915	--	5 U	170	5 U	5 U	1.5 U,I	140
LC34-DPT0339	38	LC34-DPT0339-038.0-20170330	20170330	10 U	1 U	3	1 U	1 U	1 U	11
LC34-DPT0360	8	LC34-DPT0360-008.0-20140624	20140624	--	1 U	2	--	1 U	20	1 U
LC34-DPT0360	13	LC34-DPT0360-013.0-20140703	20140703	--	1 U	1	--	1 U	1 U	2
LC34-DPT0360	18	LC34-DPT0360-018.0-20140624	20140624	--	1 U	23	--	1 U	1 U	53
LC34-DPT0360	25	LC34-DPT0360-025.0-20140624	20140624	--	40 U	6500	--	40 U	40 U	3500
LC34-DPT0360	32	LC34-DPT0360-032.0-20140624	20140624	--	20 U	140	--	20 U	20 U	6400
LC34-DPT0360	38	LC34-DPT0360-038.0-20140624	20140624	--	1 U	2	--	1 U	1 U	1 U
LC34-DPT0361	8	LC34-DPT0361-008.0-20140624	20140624	--	1 U	1 U	--	1 U	1 U	1 U
LC34-DPT0361	13	LC34-DPT0361-013.0-20140703	20140703	--	1 U	10	--	1 U	1 U	1
LC34-DPT0361	18	LC34-DPT0361-018.0-20140624	20140624	--	1 U	84	--	1 U	1 U	110
LC34-DPT0361	25	LC34-DPT0361-025.0-20140624	20140624	--	10 U	150	--	10 U	10 U	700
LC34-DPT0361	32	LC34-DPT0361-032.0-20140624	20140624	--	1 U	1 U	--	1 U	5	1 U
LC34-DPT0361	38	LC34-DPT0361-038.0-20140624	20140624	--	1 U	1 U	--	1 U	1 U	1 U
LC34-DPT0362	8	LC34-DPT0362-008.0-20140624	20140624	--	1 U	1 U	--	1 U	1 U	1 U
LC34-DPT0362	13	LC34-DPT0362-013.0-20140703	20140703	--	1 U	20	--	1 U	1 U	21
LC34-DPT0362	18	LC34-DPT0362-018.0-20140624	20140624	--	1 U	310	--	1 U	1 U	240
LC34-DPT0362	25	LC34-DPT0362-025.0-20140624	20140624	--	20 U	2000	--	28	20 U	6100
LC34-DPT0362	32	LC34-DPT0362-032.0-20140624	20140624	--	3 U	8	--	3 U	3 U	440
LC34-DPT0362	38	LC34-DPT0362-038.0-20140624	20140624	--	1 U	1 U	--	1 U	1 U	1 U
LC34-DPT0363	8	LC34-DPT0363-008.0-20140625	20140625	--	1 U	1 U	--	1 U	2	1 U
LC34-DPT0363	13	LC34-DPT0363-013.0-20140703	20140703	--	1 U	5	--	1 U	1 U	1 U
LC34-DPT0363	18	LC34-DPT0363-018.0-20140625	20140625	--	1 U	160	--	1 U	1 U	25
LC34-DPT0363	25	LC34-DPT0363-025.0-20140625	20140625	--	20 U	3500	--	30	20 U	2800
LC34-DPT0363	32	LC34-DPT0363-032.0-20140625	20140625	--	1 U	1 U	--	1 U	1 U	88
LC34-DPT0363	38	LC34-DPT0363-038.0-20140625	20140625	--	1 U	1 U	--	1 U	2	1 U
LC34-DPT0364	8	LC34-DPT0364-008.0-20140625	20140625	--	1 U	4	--	1 U	1 U	8
LC34-DPT0364	13	LC34-DPT0364-013.0-20140703	20140703	--	10 U	890	--	10 U	10 U	350
LC34-DPT0364	18	LC34-DPT0364-018.0-20140625	20140625	--	100 U	10900	--	200	100 U	9700
LC34-DPT0364	25	LC34-DPT0364-025.0-20140625	20140625	--	20 U	270	--	61	20 U	10800
LC34-DPT0364	32	LC34-DPT0364-032.0-20140625	20140625	--	1 U	1 U	--	1 U	1 U	13
LC34-DPT0364	38	LC34-DPT0364-038.0-20140625	20140625	--	1 U	1	--	1 U	1 U	1 U
LC34-DPT0365	8	LC34-DPT0365-008.0-20140625	20140625	--	1 U	31	--	1 U	1 U	80
LC34-DPT0365	13	LC34-DPT0365-013.0-20140626	20140626	--	10 U	1700	--	10 U	10 U	900
LC34-DPT0365	18	LC34-DPT0365-018.0-20140625	20140625	--	40 U	4500	--	40 U	40 U	2200
LC34-DPT0365	25	LC34-DPT0365-025.0-20140625	20140625	--	40 U	8300	--	170	40 U	15600
LC34-DPT0365	32	LC34-DPT0365-032.0-20140625	20140625	--	2 U	10	--	2 U	2 U	730
LC34-DPT0365	38	LC34-DPT0365-038.0-20140625	20140625	--	1 U	1 U	--	1 U	1 U	1 U
LC34-DPT0366	8	LC34-DPT0366-008.0-20140625	20140625	--	1	690	--	1	1 U	450
LC34-DPT0366	8	LC34-DPT0366-008.0-20150126	20150126	--	3 U	490	--	3 U	3 U	310
LC34-DPT0366	13	LC34-DPT0366-013.0-20140626	20140626	--	20 U	2700	--	20 U	20 U	770
LC34-DPT0366	18	LC34-DPT0366-018.0-20140625	20140625	--	50 U	10100	--	220	50 U	7400

DPT Results - Hot Spot 6
Launch Complex 34, SWMU CC054

LOCID	DEPTH (FT)	SAMPLE ID	SAMPLE DATE	1,1,2-TRICHLOROTRIFLUOROETHANE	1,1-DCE	CIS-1,2-DCE	PCE	TRANS-1,2-DCE	TCE	VC
				UG/L	UG/L	UG/L	UG/L	UG/L	UG/L	UG/L
LC34-DPT0366	25	LC34-DPT0366-025.0-20140625	20140625	--	3 U	4	--	3 U	3 U	1400
LC34-DPT0366	32	LC34-DPT0366-032.0-20140625	20140625	--	1 U	1 U	--	1 U	1 U	1
LC34-DPT0366	38	LC34-DPT0366-038.0-20140625	20140625	--	1 U	1 U	--	1 U	1 U	1 U
LC34-DPT0367	8	LC34-DPT0367-008.0-20150126	20150126	--	1 U	71	--	1 U	1 U	34
LC34-DPT0367	13	LC34-DPT0367-013.0-20140625	20140625	--	20 U	4400	--	43	20 U	2800
LC34-DPT0367	18	LC34-DPT0367-018.0-20140625	20140625	--	10 U	590	--	18	10 U	4400
LC34-DPT0367	25	LC34-DPT0367-025.0-20140625	20140625	--	1 U	1 U	--	1 U	1 U	63
LC34-DPT0367	32	LC34-DPT0367-032.0-20140625	20140625	--	1 U	1 U	--	1 U	1 U	1 U
LC34-DPT0367	38	LC34-DPT0367-038.0-20140625	20140625	--	1 U	1 U	--	1 U	1 U	1 U
LC34-DPT0368	8	LC34-DPT0368-008.0-20150126	20150126	--	3 U	260	--	3 U	3 U	200
LC34-DPT0368	13	LC34-DPT0368-013.0-20140626	20140626	--	40 U	6000	--	100	40 U	3500
LC34-DPT0368	18	LC34-DPT0368-018.0-20140626	20140626	--	20 U	1800	--	84	20 U	6400
LC34-DPT0368	25	LC34-DPT0368-025.0-20140626	20140626	--	1 U	1 U	--	1 U	1 U	3
LC34-DPT0368	25	LC34-DPT0368-025.0-20170330	20170330	200 U	20 U	1400	20 U	36	20 U	3700
LC34-DPT0368	32	LC34-DPT0368-032.0-20140626	20140626	--	2 U	18	--	2	1 U	11
LC34-DPT0368	32	LC34-DPT0368-032.0-20170330	20170330	30 U	3 U	350	3 U	3 U	3 U	30
LC34-DPT0368	38	LC34-DPT0368-038.0-20140626	20140626	--	1 U	720 J	--	1 U	1 U	2
LC34-DPT0368	38	LC34-DPT0368-038.0-20170330	20170330	10 U	1 U	490	1 U	1 U	1 U	3
LC34-DPT0369	8	LC34-DPT0369-008.0-20150126	20150126	--	40 U	6900	--	210	40 U	1900
LC34-DPT0369	13	LC34-DPT0369-013.0-20140626	20140626	--	100 U	20400	--	500	100 U	4300
LC34-DPT0369	18	LC34-DPT0369-018.0-20140626	20140626	--	20 U	3500	--	160	20 U	7400
LC34-DPT0369	25	LC34-DPT0369-025.0-20140626	20140626	--	1 U	2	--	2	1 U	5
LC34-DPT0369	32	LC34-DPT0369-032.0-20140626	20140626	--	2 U	240	--	2 U	2 U	44
LC34-DPT0369	38	LC34-DPT0369-038.0-20140626	20140626	--	1 U	10	--	1 U	1 U	1 U
LC34-DPT0370	8	LC34-DPT0370-008.0-20150126	20150126	--	3 U	990	--	19	3 U	200
LC34-DPT0370	13	LC34-DPT0370-013.0-20140626	20140626	--	200 U	11400	--	310	200 U	1400
LC34-DPT0370	18	LC34-DPT0370-018.0-20140626	20140626	--	100 U	15700	--	370	100 U	3600
LC34-DPT0370	25	LC34-DPT0370-025.0-20140626	20140626	--	5 U	74	--	5 U	5 U	9
LC34-DPT0370	32	LC34-DPT0370-032.0-20140626	20140626	--	1 U	3	--	1 U	1 U	1 U
LC34-DPT0370	38	LC34-DPT0370-038.0-20140626	20140626	--	1 U	1 U	--	1 U	1 U	1 U
LC34-DPT0371	8	LC34-DPT0371-008.0-20150126	20150126	--	5 U	1100	--	9	5 U	190
LC34-DPT0371	13	LC34-DPT0371-013.0-20140626	20140626	--	50 U	11000	--	240	50 U	990
LC34-DPT0371	18	LC34-DPT0371-018.0-20140626	20140626	--	40 U	8900	--	160	40 U	2500
LC34-DPT0371	25	LC34-DPT0371-025.0-20140626	20140626	--	1 U	26	--	3	1 U	150
LC34-DPT0371	32	LC34-DPT0371-032.0-20140626	20140626	--	1 U	1 U	--	1 U	1 U	1 U
LC34-DPT0371	38	LC34-DPT0371-038.0-20140626	20140626	--	1 U	2	--	1 U	1 U	1 U
LC34-DPT0372	8	LC34-DPT0372-008.0-20150126	20150126	--	12	7900	--	250	3 U	920
LC34-DPT0372	13	LC34-DPT0372-013.0-20140626	20140626	--	100 U	13100	--	280	100 U	3000
LC34-DPT0372	18	LC34-DPT0372-018.0-20140626	20140626	--	2 U	140	--	18	2 U	960
LC34-DPT0372	25	LC34-DPT0372-025.0-20140626	20140626	--	1 U	5	--	6	1 U	28
LC34-DPT0372	32	LC34-DPT0372-032.0-20140626	20140626	--	1 U	84	--	4	1 U	10
LC34-DPT0372	38	LC34-DPT0372-038.0-20140626	20140626	--	1 U	1 U	--	1 U	1 U	1 U
LC34-DPT0373	13	LC34-DPT0373-013.0-20140627	20140627	--	40 U	7700	--	190	40 U	1300
LC34-DPT0373	18	LC34-DPT0373-018.0-20140627	20140627	--	10 U	2800	--	93	10 U	3800
LC34-DPT0373	25	LC34-DPT0373-025.0-20140627	20140627	--	1 U	14	--	1 U	1 U	160

DPT Results - Hot Spot 6
Launch Complex 34, SWMU CC054

LOCID	DEPTH (FT)	SAMPLE ID	SAMPLE DATE	1,1,2-TRICHLOROTRIFLUOROETHANE	1,1-DCE	CIS-1,2-DCE	PCE	TRANS-1,2-DCE	TCE	VC
				UG/L	UG/L	UG/L	UG/L	UG/L	UG/L	UG/L
LC34-DPT0373	32	LC34-DPT0373-032.0-20140627	20140627	--	1 U	1	--	1 U	1 U	1 U
LC34-DPT0373	38	LC34-DPT0373-038.0-20140627	20140627	--	1 U	2	--	1 U	1 U	1 U
LC34-DPT0374	13	LC34-DPT0374-013.0-20140627	20140627	--	40 U	10200	--	260	40 U	1600
LC34-DPT0374	18	LC34-DPT0374-018.0-20140627	20140627	--	10 U	5600 J	--	190	10 U	4600
LC34-DPT0374	25	LC34-DPT0374-025.0-20140627	20140627	--	2 U	9	--	4	2 U	450
LC34-DPT0374	32	LC34-DPT0374-032.0-20140627	20140627	--	1 U	1 U	--	1 U	1 U	1 U
LC34-DPT0374	38	LC34-DPT0374-038.0-20140627	20140627	--	1 U	11	--	1 U	1 U	1
LC34-DPT0375	13	LC34-DPT0375-013.0-20140627	20140627	--	20 U	1500	--	46	20 U	210
LC34-DPT0375	18	LC34-DPT0375-018.0-20140627	20140627	--	100 U	14900	--	400	100 U	1800
LC34-DPT0375	25	LC34-DPT0375-025.0-20140627	20140627	--	40 U	3500	--	140	40 U	6200
LC34-DPT0375	32	LC34-DPT0375-032.0-20140627	20140627	--	1 U	26	--	1 U	1 U	31
LC34-DPT0375	38	LC34-DPT0375-038.0-20140627	20140627	--	1 U	2	--	1 U	1 U	1 U
LC34-DPT0376	13	LC34-DPT0376-013.0-20140627	20140627	--	40 U	7700	--	200	40 U	350
LC34-DPT0376	18	LC34-DPT0376-018.0-20140627	20140627	--	100 U	15700	--	320	100 U	1400
LC34-DPT0376	25	LC34-DPT0376-025.0-20140627	20140627	--	50 U	7600	--	150	50 U	4000
LC34-DPT0376	32	LC34-DPT0376-032.0-20140627	20140627	--	1 U	6	--	1 U	1 U	7
LC34-DPT0376	38	LC34-DPT0376-038.0-20140627	20140627	--	1 U	1 U	--	1 U	1 U	1 U
LC34-DPT0377	13	LC34-DPT0377-013.0-20140627	20140627	--	40 U	2600	--	69	40 U	180
LC34-DPT0377	18	LC34-DPT0377-018.0-20140627	20140627	--	20 U	3100	--	88	20 U	200
LC34-DPT0377	25	LC34-DPT0377-025.0-20140627	20140627	--	100 U	18300	--	330	100 U	1800
LC34-DPT0377	32	LC34-DPT0377-032.0-20140627	20140627	--	10 U	1000	--	46	10 U	4300
LC34-DPT0377	38	LC34-DPT0377-038.0-20140627	20140627	--	1 U	1	--	1 U	1 U	1 U
LC34-DPT0379	13	LC34-DPT0379-013.0-20140628	20140628	--	20 U	1400	--	40	20 U	240
LC34-DPT0379	18	LC34-DPT0379-018.0-20140628	20140628	--	40 U	5100	--	130	40 U	320
LC34-DPT0379	25	LC34-DPT0379-025.0-20140628	20140628	--	100 U	19200	--	610	100 U	6800
LC34-DPT0379	32	LC34-DPT0379-032.0-20140628	20140628	--	10 U	510	--	36	10 U	1500
LC34-DPT0379	38	LC34-DPT0379-038.0-20140628	20140628	--	1 U	11	--	1 U	1 U	4
LC34-DPT0380	13	LC34-DPT0380-013.0-20140628	20140628	--	1 U	100	--	1	1 U	61
LC34-DPT0380	18	LC34-DPT0380-018.0-20140628	20140628	--	20 U	3500	--	110	20 U	160
LC34-DPT0380	25	LC34-DPT0380-025.0-20140628	20140628	--	100 U	34900	--	730	100 U	6300
LC34-DPT0380	32	LC34-DPT0380-032.0-20140628	20140628	--	100 U	7600	--	130	100 U	6100
LC34-DPT0380	38	LC34-DPT0380-038.0-20140628	20140628	--	10 U	84	--	10 U	10 U	48
LC34-DPT0381	13	LC34-DPT0381-013.0-20140628	20140628	--	1 U	74	--	1 U	1 U	44
LC34-DPT0381	18	LC34-DPT0381-018.0-20140628	20140628	--	100 U	11200	--	300	100 U	750
LC34-DPT0381	25	LC34-DPT0381-025.0-20140628	20140628	--	200 U	34100	--	700	200 U	8000
LC34-DPT0381	32	LC34-DPT0381-032.0-20140628	20140628	--	10 U	23	--	10 U	10 U	2800
LC34-DPT0381	38	LC34-DPT0381-038.0-20140628	20140628	--	1 U	5	--	1 U	1 U	1 U
LC34-DPT0382	13	LC34-DPT0382-013.0-20140628	20140628	--	3 U	130	--	3 U	3 U	100
LC34-DPT0382	18	LC34-DPT0382-018.0-20140628	20140628	--	40 U	5300	--	49	40 U	1600
LC34-DPT0382	25	LC34-DPT0382-025.0-20140628	20140628	--	10 U	990	--	31	10 U	3900
LC34-DPT0382	32	LC34-DPT0382-032.0-20140628	20140628	--	1 U	2	--	1 U	1 U	1 U
LC34-DPT0382	38	LC34-DPT0382-038.0-20140628	20140628	--	1 U	1	--	1 U	1 U	1 U
LC34-DPT0383	13	LC34-DPT0383-013.0-20140629	20140629	--	1 U	4	--	1 U	1 U	10
LC34-DPT0383	18	LC34-DPT0383-018.0-20140629	20140629	--	2 U	730	--	2 U	2 U	500
LC34-DPT0383	25	LC34-DPT0383-025.0-20140629	20140629	--	100 U	8100	--	160	100 U	14500

DPT Results - Hot Spot 6
Launch Complex 34, SWMU CC054

LOCID	DEPTH (FT)	SAMPLE ID	SAMPLE DATE	1,1,2-TRICHLOROTRIFLUOROETHANE	1,1-DCE	CIS-1,2-DCE	PCE	TRANS-1,2-DCE	TCE	VC
				UG/L	UG/L	UG/L	UG/L	UG/L	UG/L	UG/L
LC34-DPT0383	32	LC34-DPT0383-032.0-20140629	20140629	--	20 U	52	--	20 U	20 U	4500
LC34-DPT0383	38	LC34-DPT0383-038.0-20140629	20140629	--	1 U	15	--	1 U	1 U	17
LC34-DPT0384	13	LC34-DPT0384-013.0-20140629	20140629	--	1 U	16	--	1 U	1 U	31
LC34-DPT0384	18	LC34-DPT0384-018.0-20140629	20140629	--	5 U	1500	--	5 U	5 U	540
LC34-DPT0384	25	LC34-DPT0384-025.0-20140629	20140629	--	100 U	22600	--	480	100 U	9300
LC34-DPT0384	32	LC34-DPT0384-032.0-20140629	20140629	--	20 U	20 U	--	20 U	20 U	7400
LC34-DPT0384	38	LC34-DPT0384-038.0-20140629	20140629	--	1 U	13	--	1 U	1 U	22
LC34-DPT0385	13	LC34-DPT0385-013.0-20140629	20140629	--	10 U	1200	--	10 U	10 U	540
LC34-DPT0385	18	LC34-DPT0385-018.0-20140629	20140629	--	10 U	2800	--	10 U	10 U	1800
LC34-DPT0385	25	LC34-DPT0385-025.0-20140629	20140629	--	20 U	24	--	20 U	20 U	9700
LC34-DPT0385	32	LC34-DPT0385-032.0-20140629	20140629	--	2 U	50	--	2 U	2 U	850
LC34-DPT0385	38	LC34-DPT0385-038.0-20140629	20140629	--	1 U	1 U	--	1 U	1 U	1 U
LC34-DPT0386	13	LC34-DPT0386-013.0-20140629	20140629	--	40 U	3200	--	40 U	40 U	2000
LC34-DPT0386	18	LC34-DPT0386-018.0-20140629	20140629	--	100 U	9800	--	100 U	100 U	11400
LC34-DPT0386	25	LC34-DPT0386-025.0-20140629	20140629	--	20 U	140	--	20 U	20 U	6200
LC34-DPT0386	32	LC34-DPT0386-032.0-20140629	20140629	--	3 U	16	--	3 U	3 U	1600
LC34-DPT0386	38	LC34-DPT0386-038.0-20140629	20140629	--	1 U	1	--	1 U	1 U	1 U
LC34-DPT0387	13	LC34-DPT0387-013.0-20140629	20140629	--	10 U	470	--	10 U	10 U	410
LC34-DPT0387	18	LC34-DPT0387-018.0-20140629	20140629	--	40 U	4400	--	40 U	40 U	1500
LC34-DPT0387	25	LC34-DPT0387-025.0-20140629	20140629	--	100 U	8300	--	240	100 U	11100
LC34-DPT0387	32	LC34-DPT0387-032.0-20140629	20140629	--	10 U	28	--	10 U	10 U	470
LC34-DPT0387	38	LC34-DPT0387-038.0-20140629	20140629	--	1 U	1 U	--	1 U	1 U	1 U
LC34-DPT0388	13	LC34-DPT0388-013.0-20140630	20140630	--	40 U	6300	--	85	40 U	1800
LC34-DPT0388	18	LC34-DPT0388-018.0-20140630	20140630	--	40 U	13900	--	370	40 U	5800
LC34-DPT0388	25	LC34-DPT0388-025.0-20140630	20140630	--	40 U	1500	--	65	40 U	3100
LC34-DPT0388	32	LC34-DPT0388-032.0-20140630	20140630	--	1 U	4	--	1 U	1 U	1 U
LC34-DPT0388	38	LC34-DPT0388-038.0-20140630	20140630	--	1 U	15	--	1 U	1 U	2
LC34-DPT0389	13	LC34-DPT0389-013.0-20140630	20140630	--	10 U	4400	--	80	10 U	1300
LC34-DPT0389	18	LC34-DPT0389-018.0-20140630	20140630	--	40 U	16500	--	490	40 U	4600
LC34-DPT0389	25	LC34-DPT0389-025.0-20140630	20140630	--	10 U	3100	--	50	10 U	1900
LC34-DPT0389	32	LC34-DPT0389-032.0-20140630	20140630	--	1 U	19	--	1 U	1 U	1 U
LC34-DPT0389	38	LC34-DPT0389-038.0-20140630	20140630	--	1 U	1 U	--	1 U	1 U	1 U
LC34-DPT0390	13	LC34-DPT0390-013.0-20140630	20140630	--	100 U	12100	--	340	100 U	880
LC34-DPT0390	18	LC34-DPT0390-018.0-20140630	20140630	--	40 U	20500 J	--	530	40 U	3300
LC34-DPT0390	25	LC34-DPT0390-025.0-20140630	20140630	--	20 U	1200	--	20 U	20 U	560
LC34-DPT0390	32	LC34-DPT0390-032.0-20140630	20140630	--	1 U	1	--	1 U	1 U	1 U
LC34-DPT0390	38	LC34-DPT0390-038.0-20140630	20140630	--	1 U	5	--	1 U	1 U	1 U
LC34-DPT0391	13	LC34-DPT0391-013.0-20140630	20140630	--	20 U	1300	--	30	20 U	90
LC34-DPT0391	18	LC34-DPT0391-018.0-20140630	20140630	--	40 U	16000	--	520	40 U	1500
LC34-DPT0391	25	LC34-DPT0391-025.0-20140630	20140630	--	100 U	10700	--	190	100 U	4600
LC34-DPT0391	32	LC34-DPT0391-032.0-20140630	20140630	--	1 U	4	--	1 U	1 U	3
LC34-DPT0391	38	LC34-DPT0391-038.0-20140630	20140630	--	1 U	1 U	--	1 U	1 U	1 U
LC34-DPT0392	13	LC34-DPT0392-013.0-20140630	20140630	--	3 U	350	--	3 U	3 U	100
LC34-DPT0392	18	LC34-DPT0392-018.0-20140630	20140630	--	20 U	4200	--	66	20 U	400
LC34-DPT0392	25	LC34-DPT0392-025.0-20140630	20140630	--	100 U	26100	--	580	100 U	14400

DPT Results - Hot Spot 6
Launch Complex 34, SWMU CC054

LOCID	DEPTH (FT)	SAMPLE ID	SAMPLE DATE	1,1,2-TRICHLOROTRIFLUOROETHANE	1,1-DCE	CIS-1,2-DCE	PCE	TRANS-1,2-DCE	TCE	VC
				UG/L	UG/L	UG/L	UG/L	UG/L	UG/L	UG/L
LC34-DPT0392	32	LC34-DPT0392-032.0-20140630	20140630	--	200 U	420	--	200 U	200 U	7000
LC34-DPT0392	38	LC34-DPT0392-038.0-20140630	20140630	--	1 U	40	--	1 U	1 U	6
LC34-DPT0393	8	LC34-DPT0393-008.0-20140630	20140630	--	2 U	2 U	--	2 U	2 U	2 U
LC34-DPT0393	13	LC34-DPT0393-013.0-20140630	20140630	--	1 U	4	--	1 U	1 U	2
LC34-DPT0393	18	LC34-DPT0393-018.0-20140630	20140630	--	1 U	1	--	1 U	1 U	5
LC34-DPT0393	25	LC34-DPT0393-025.0-20140630	20140630	--	20 U	3500	--	20 U	20 U	1500
LC34-DPT0393	32	LC34-DPT0393-032.0-20140630	20140630	--	1 U	110	--	1 U	1 U	21
LC34-DPT0393	38	LC34-DPT0393-038.0-20140630	20140630	--	1 U	2	--	1 U	1 U	1 U
LC34-DPT0394	8	LC34-DPT0394-008.0-20140701	20140701	--	1 U	1 U	--	1 U	3	1 U
LC34-DPT0394	13	LC34-DPT0394-013.0-20140701	20140701	--	1 U	1 U	--	1 U	1	1 U
LC34-DPT0394	18	LC34-DPT0394-018.0-20140701	20140701	--	1 U	43	--	1 U	1 U	1 U
LC34-DPT0394	25	LC34-DPT0394-025.0-20140701	20140701	--	1 U	16	--	1 U	1 U	13
LC34-DPT0394	32	LC34-DPT0394-032.0-20140701	20140701	--	1 U	1 U	--	1 U	1 U	1 U
LC34-DPT0394	38	LC34-DPT0394-038.0-20140701	20140701	--	1 U	1 U	--	1 U	1 U	1 U
LC34-DPT0395	8	LC34-DPT0395-008.0-20140701	20140701	--	1 U	1 U	--	1 U	3	1 U
LC34-DPT0395	13	LC34-DPT0395-013.0-20140701	20140701	--	1 U	3	--	1 U	1	1 U
LC34-DPT0395	18	LC34-DPT0395-018.0-20140701	20140701	--	1 U	38	--	1 U	1 U	1
LC34-DPT0395	25	LC34-DPT0395-025.0-20140701	20140701	--	1 U	100	--	2	1 U	59
LC34-DPT0395	32	LC34-DPT0395-032.0-20140701	20140701	--	1 U	1 U	--	1 U	1 U	1 U
LC34-DPT0395	38	LC34-DPT0395-038.0-20140701	20140701	--	1 U	1 U	--	1 U	1 U	1 U
LC34-DPT0396	8	LC34-DPT0396-008.0-20140701	20140701	--	1 U	1 U	--	1 U	1 U	1 U
LC34-DPT0396	13	LC34-DPT0396-013.0-20140701	20140701	--	1 U	7	--	1 U	1 U	8
LC34-DPT0396	18	LC34-DPT0396-018.0-20140701	20140701	--	1 U	2	--	1 U	1 U	45
LC34-DPT0396	25	LC34-DPT0396-025.0-20140701	20140701	--	1 U	1 U	--	1 U	1 U	12
LC34-DPT0396	32	LC34-DPT0396-032.0-20140701	20140701	--	1 U	1 U	--	1 U	1 U	1 U
LC34-DPT0396	38	LC34-DPT0396-038.0-20140701	20140701	--	1 U	1 U	--	1 U	1 U	1 U
LC34-DPT0397	8	LC34-DPT0397-008.0-20140701	20140701	--	1 U	1 U	--	1 U	1 U	1 U
LC34-DPT0397	13	LC34-DPT0397-013.0-20140701	20140701	--	1 U	1 U	--	1 U	1 U	4
LC34-DPT0397	18	LC34-DPT0397-018.0-20140701	20140701	--	1 U	1 U	--	1 U	1 U	16
LC34-DPT0397	25	LC34-DPT0397-025.0-20140701	20140701	--	1 U	30	--	1 U	1 U	2
LC34-DPT0397	32	LC34-DPT0397-032.0-20140701	20140701	--	1 U	3	--	1 U	1 U	1 U
LC34-DPT0397	38	LC34-DPT0397-038.0-20140701	20140701	--	1 U	1 U	--	1 U	1 U	1 U
LC34-DPT0398	8	LC34-DPT0398-008.0-20140702	20140702	--	1 U	1	--	1 U	1 U	16
LC34-DPT0398	13	LC34-DPT0398-013.0-20140702	20140702	--	1 U	5	--	1 U	1 U	1 U
LC34-DPT0398	18	LC34-DPT0398-018.0-20140702	20140702	--	1 U	4	--	1 U	1 U	1 U
LC34-DPT0398	25	LC34-DPT0398-025.0-20140702	20140702	--	1 U	1 U	--	1 U	1 U	1 U
LC34-DPT0398	32	LC34-DPT0398-032.0-20140702	20140702	--	1 U	1 U	--	1 U	1 U	1 U
LC34-DPT0398	38	LC34-DPT0398-038.0-20140702	20140702	--	1 U	1 U	--	1 U	1 U	1 U
LC34-DPT0399	8	LC34-DPT0399-008.0-20140702	20140702	--	1 U	5	--	1 U	1 U	44
LC34-DPT0399	13	LC34-DPT0399-013.0-20140702	20140702	--	1 U	8	--	1 U	1 U	13
LC34-DPT0399	18	LC34-DPT0399-018.0-20140702	20140702	--	1 U	17	--	1 U	1 U	1
LC34-DPT0399	25	LC34-DPT0399-025.0-20140702	20140702	--	1 U	1 U	--	1 U	1 U	1 U
LC34-DPT0399	32	LC34-DPT0399-032.0-20140702	20140702	--	1 U	1 U	--	1 U	1 U	1 U
LC34-DPT0399	38	LC34-DPT0399-038.0-20140702	20140702	--	1 U	1 U	--	1 U	1 U	1 U
LC34-DPT0400	8	LC34-DPT0400-008.0-20140702	20140702	--	1 U	1 U	--	1 U	1 U	27

DPT Results - Hot Spot 6
Launch Complex 34, SWMU CC054

LOCID	DEPTH (FT)	SAMPLE ID	SAMPLE DATE	1,1,2-TRICHLOROTRIFLUOROETHANE	1,1-DCE	CIS-1,2-DCE	PCE	TRANS-1,2-DCE	TCE	VC
				UG/L	UG/L	UG/L	UG/L	UG/L	UG/L	UG/L
LC34-DPT0400	13	LC34-DPT0400-013.0-20140702	20140702	--	1 U	19	--	1 U	1 U	4
LC34-DPT0400	18	LC34-DPT0400-018.0-20140702	20140702	--	1 U	8	--	1 U	1 U	1 U
LC34-DPT0400	25	LC34-DPT0400-025.0-20140702	20140702	--	1 U	1 U	--	1 U	1 U	1 U
LC34-DPT0400	32	LC34-DPT0400-032.0-20140702	20140702	--	1 U	1 U	--	1 U	1 U	1 U
LC34-DPT0400	38	LC34-DPT0400-038.0-20140702	20140702	--	1 U	1 U	--	1 U	1 U	1 U
LC34-DPT0401	8	LC34-DPT0401-008.0-20140702	20140702	--	1 U	1	--	1 U	1 U	110
LC34-DPT0401	13	LC34-DPT0401-013.0-20140702	20140702	--	2 U	5	--	2 U	2 U	4
LC34-DPT0401	18	LC34-DPT0401-018.0-20140702	20140702	--	1 U	6	--	1 U	1 U	1 U
LC34-DPT0401	25	LC34-DPT0401-025.0-20140702	20140702	--	1 U	1 U	--	1 U	1 U	1 U
LC34-DPT0401	32	LC34-DPT0401-032.0-20140702	20140702	--	1 U	1 U	--	1 U	1 U	1 U
LC34-DPT0401	38	LC34-DPT0401-038.0-20140702	20140702	--	1 U	1 U	--	1 U	1 U	1 U
LC34-DPT0402	8	LC34-DPT0402-008.0-20150121	20150121	--	--	3700 J	--	120	--	--
LC34-DPT0402	13	LC34-DPT0402-013.0-20150121	20150121	--	10 U	5000	--	140	10 U	1500
LC34-DPT0402	18	LC34-DPT0402-018.0-20150121	20150121	--	10 U	1200	--	49	10 U	1800
LC34-DPT0402	25	LC34-DPT0402-025.0-20150121	20150121	--	1 U	83	--	2	1 U	150
LC34-DPT0402	32	LC34-DPT0402-032.0-20150121	20150121	--	3 U	210	--	3 U	3 U	24
LC34-DPT0402	38	LC34-DPT0402-038.0-20150121	20150121	--	1 U	6	--	1 U	1 U	1 U
LC34-DPT0403	8	LC34-DPT0403-008.0-20150121	20150121	--	10 U	3200	--	97	10 U	770
LC34-DPT0403	13	LC34-DPT0403-013.0-20150121	20150121	--	20 U	830	--	59	20 U	1900
LC34-DPT0403	18	LC34-DPT0403-018.0-20150121	20150121	--	3 U	5	--	8	3 U	460
LC34-DPT0403	25	LC34-DPT0403-025.0-20150121	20150121	--	1 U	15	--	1 U	1 U	9
LC34-DPT0403	32	LC34-DPT0403-032.0-20150121	20150121	--	1 U	170	--	1 U	1 U	7
LC34-DPT0403	38	LC34-DPT0403-038.0-20150121	20150121	--	1 U	21	--	1 U	1 U	1 U
LC34-DPT0404	8	LC34-DPT0404-008.0-20150121	20150121	--	20 U	1600	--	62	20 U	730
LC34-DPT0404	13	LC34-DPT0404-013.0-20150121	20150121	--	20 U	1600	--	61	20 U	950
LC34-DPT0404	18	LC34-DPT0404-018.0-20150121	20150121	--	3 U	33	--	16	3 U	1000
LC34-DPT0404	25	LC34-DPT0404-025.0-20150121	20150121	--	1 U	1 U	--	1 U	1 U	4
LC34-DPT0404	32	LC34-DPT0404-032.0-20150121	20150121	--	1 U	8	--	1 U	1 U	7
LC34-DPT0404	38	LC34-DPT0404-038.0-20150121	20150121	--	1 U	1 U	--	1 U	1 U	1 U
LC34-DPT0405	8	LC34-DPT0405-008.0-20150121	20150121	--	10 U	570	--	19	10 U	220
LC34-DPT0405	13	LC34-DPT0405-013.0-20150121	20150121	--	10 U	610	--	23	10 U	470
LC34-DPT0405	18	LC34-DPT0405-018.0-20150121	20150121	--	1 U	300	--	22	1 U	740 J
LC34-DPT0405	25	LC34-DPT0405-025.0-20150121	20150121	--	1 U	1 U	--	1 U	1 U	4
LC34-DPT0405	32	LC34-DPT0405-032.0-20150121	20150121	--	1 U	29	--	1 U	1 U	2
LC34-DPT0405	32	LC34-DPT0405-032.0-20170330	20170330	10 U	1 U	12	1 U	1 U	1 U	2
LC34-DPT0405	38	LC34-DPT0405-038.0-20150121	20150121	--	1 U	130	--	1 U	1 U	1 U
LC34-DPT0405	38	LC34-DPT0405-038.0-20170330	20170330	10 U	1 U	49	1 U	1 U	1 U	1 U
LC34-DPT0406	8	LC34-DPT0406-008.0-20150122	20150122	--	10 U	1400	--	45	10 U	400
LC34-DPT0406	13	LC34-DPT0406-013.0-20150122	20150122	--	10 U	410	--	20	10 U	1100
LC34-DPT0406	18	LC34-DPT0406-018.0-20150122	20150122	--	3 U	4	--	7	3 U	640
LC34-DPT0406	25	LC34-DPT0406-025.0-20150122	20150122	--	1 U	1 U	--	1 U	1 U	1 U
LC34-DPT0406	32	LC34-DPT0406-032.0-20150122	20150122	--	1 U	25	--	1 U	1 U	1 U
LC34-DPT0406	38	LC34-DPT0406-038.0-20150122	20150122	--	1 U	52	--	1 U	1 U	1 U
LC34-DPT0407	8	LC34-DPT0407-008.0-20150122	20150122	--	1 U	1 U	--	1 U	1 U	2
LC34-DPT0407	13	LC34-DPT0407-013.0-20150122	20150122	--	1 U	6	--	1 U	1 U	84

DPT Results - Hot Spot 6
Launch Complex 34, SWMU CC054

LOCID	DEPTH (FT)	SAMPLE ID	SAMPLE DATE	1,1,2-TRICHLOROTRIFLUOROETHANE	1,1-DCE	CIS-1,2-DCE	PCE	TRANS-1,2-DCE	TCE	VC
				UG/L	UG/L	UG/L	UG/L	UG/L	UG/L	UG/L
LC34-DPT0407	18	LC34-DPT0407-018.0-20150122	20150122	--	3 U	3 U	--	3 U	3 U	330
LC34-DPT0407	25	LC34-DPT0407-025.0-20150122	20150122	--	1 U	1 U	--	1 U	1 U	6
LC34-DPT0407	32	LC34-DPT0407-032.0-20150122	20150122	--	1 U	96	--	1 U	1 U	1 U
LC34-DPT0407	38	LC34-DPT0407-038.0-20150122	20150122	--	1 U	8	--	1 U	1 U	1 U
LC34-DPT0408	8	LC34-DPT0408-008.0-20150122	20150122	--	1 U	1 U	--	1 U	1 U	1 U
LC34-DPT0408	13	LC34-DPT0408-013.0-20150122	20150122	--	1 U	1 U	--	1 U	1 U	2
LC34-DPT0408	18	LC34-DPT0408-018.0-20150122	20150122	--	1 U	1 U	--	1 U	1 U	1
LC34-DPT0408	25	LC34-DPT0408-025.0-20150122	20150122	--	1 U	1 U	--	1 U	1 U	6
LC34-DPT0408	32	LC34-DPT0408-032.0-20150122	20150122	--	1 U	1 U	--	1 U	1 U	1 U
LC34-DPT0408	38	LC34-DPT0408-038.0-20150122	20150122	--	1 U	1 U	--	1 U	1 U	1 U
LC34-DPT0409	8	LC34-DPT0409-008.0-20150122	20150122	--	1 U	1 U	--	1 U	3	1 U
LC34-DPT0409	13	LC34-DPT0409-013.0-20150122	20150122	--	1 U	1	--	1 U	3	1 U
LC34-DPT0409	18	LC34-DPT0409-018.0-20150122	20150122	--	1 U	1	--	1 U	1 U	2
LC34-DPT0409	25	LC34-DPT0409-025.0-20150122	20150122	--	1 U	1	--	1 U	1 U	14
LC34-DPT0409	32	LC34-DPT0409-032.0-20150122	20150122	--	1 U	3	--	1 U	1 U	1 U
LC34-DPT0409	38	LC34-DPT0409-038.0-20150122	20150122	--	1 U	1 U	--	1 U	1 U	1 U
LC34-DPT0410	8	LC34-DPT0410-008.0-20150122	20150122	--	1 U	1 U	--	1 U	1 U	1 U
LC34-DPT0410	13	LC34-DPT0410-013.0-20150122	20150122	--	1 U	1	--	1 U	1 U	1 U
LC34-DPT0410	18	LC34-DPT0410-018.0-20150122	20150122	--	1 U	2	--	1 U	1 U	1 U
LC34-DPT0410	25	LC34-DPT0410-025.0-20150122	20150122	--	1 U	1 U	--	1 U	1 U	2
LC34-DPT0410	32	LC34-DPT0410-032.0-20150122	20150122	--	1 U	1 U	--	1 U	1 U	1 U
LC34-DPT0410	38	LC34-DPT0410-038.0-20150122	20150122	--	1 U	1 U	--	1 U	1 U	1 U
LC34-DPT0411	8	LC34-DPT0411-008.0-20150123	20150123	--	1 U	1 U	--	1 U	1 U	1 U
LC34-DPT0411	13	LC34-DPT0411-013.0-20150123	20150123	--	1 U	2	--	1 U	2	1 U
LC34-DPT0411	18	LC34-DPT0411-018.0-20150123	20150123	--	1 U	8	--	1 U	1 U	1 U
LC34-DPT0411	25	LC34-DPT0411-025.0-20150123	20150123	--	1 U	1 U	--	1 U	1 U	1 U
LC34-DPT0411	32	LC34-DPT0411-032.0-20150123	20150123	--	1 U	4	--	1 U	1 U	1 U
LC34-DPT0411	38	LC34-DPT0411-038.0-20150123	20150123	--	1 U	1 U	--	1 U	1 U	1 U
LC34-DPT0418	8	LC34-DPT0418-008.0-20150127	20150127	--	1 U	1 U	--	1 U	1 U	57
LC34-DPT0418	13	LC34-DPT0418-013.0-20150127	20150127	--	3 U	3 U	--	3 U	3 U	370
LC34-DPT0418	18	LC34-DPT0418-018.0-20150127	20150127	--	3 U	3 U	--	3 U	3 U	540
LC34-DPT0418	25	LC34-DPT0418-025.0-20150127	20150127	--	1 U	2	--	2	1 U	13
LC34-DPT0418	25	LC34-DPT0418-025.0-20170330	20170330	30 U	3 U	13	3 U	3 U	3 U	1100
LC34-DPT0418	32	LC34-DPT0418-032.0-20150127	20150127	--	10 U	1600	--	10 U	10 U	10 U
LC34-DPT0418	32	LC34-DPT0418-032.0-20170330	20170330	10 U	1 U	160	1 U	1 U	1 U	9
LC34-DPT0418	38	LC34-DPT0418-038.0-20150127	20150127	--	2 U	270	--	2 U	2 U	2 U
LC34-DPT0418	38	LC34-DPT0418-038.0-20170330	20170330	10 U	1 U	180	1 U	1 U	1 U	4
LC34-DPT0419	8	LC34-DPT0419-008.0-20150127	20150127	--	1 U	14	--	1 U	1 U	55
LC34-DPT0419	13	LC34-DPT0419-013.0-20150127	20150127	--	10 U	1300	--	41	10 U	2500
LC34-DPT0419	18	LC34-DPT0419-018.0-20150127	20150127	--	2 U	5	--	21	2 U	93
LC34-DPT0419	25	LC34-DPT0419-025.0-20150127	20150127	--	1 U	1 U	--	2	1 U	5
LC34-DPT0419	32	LC34-DPT0419-032.0-20150127	20150127	--	1 U	55	--	1 U	1 U	42
LC34-DPT0419	38	LC34-DPT0419-038.0-20150127	20150127	--	1 U	45	--	1 U	1 U	1 U
LC34-DPT0420	8	LC34-DPT0420-008.0-20150127	20150127	--	3 U	84	--	5	3 U	410
LC34-DPT0420	13	LC34-DPT0420-013.0-20150127	20150127	--	10 U	860	--	68	10 U	2400

DPT Results - Hot Spot 6
Launch Complex 34, SWMU CC054

LOCID	DEPTH (FT)	SAMPLE ID	SAMPLE DATE	1,1,2-TRICHLOROTRIFLUOROETHANE	1,1-DCE	CIS-1,2-DCE	PCE	TRANS-1,2-DCE	TCE	VC
				UG/L	UG/L	UG/L	UG/L	UG/L	UG/L	UG/L
LC34-DPT0420	18	LC34-DPT0420-018.0-20150127	20150127	--	10 U	10 U	--	51	10 U	1900
LC34-DPT0420	25	LC34-DPT0420-025.0-20150127	20150127	--	1 U	1 U	--	3	1 U	23
LC34-DPT0420	32	LC34-DPT0420-032.0-20150127	20150127	--	1 U	61	--	2	1 U	30
LC34-DPT0420	38	LC34-DPT0420-038.0-20150127	20150127	--	1 U	11	--	1 U	1 U	1
LC34-DPT0421	8	LC34-DPT0421-008.0-20150127	20150127	--	3 U	28	--	4	3 U	140
LC34-DPT0421	13	LC34-DPT0421-013.0-20150127	20150127	--	3 U	5	--	5	3 U	220
LC34-DPT0421	18	LC34-DPT0421-018.0-20150127	20150127	--	1 U	23	--	1 U	1 U	1 U
LC34-DPT0421	25	LC34-DPT0421-025.0-20150127	20150127	--	1 U	2	--	1 U	1 U	1 U
LC34-DPT0421	32	LC34-DPT0421-032.0-20150127	20150127	--	1 U	9	--	1 U	1 U	1 U
LC34-DPT0421	38	LC34-DPT0421-038.0-20150127	20150127	--	1 U	1 U	--	1 U	1 U	1 U
LC34-DPT0431	8	LC34-DPT0431-008.0-20160125	20160125	--	0.18 U	21	0.16 U	0.28 U	0.22 U	250
LC34-DPT0431	13	LC34-DPT0431-013.0-20160125	20160125	--	0.18 U	0.2 U	0.16 U	0.28 U	0.22 U	240
LC34-DPT0431	18	LC34-DPT0431-018.0-20160125	20160125	--	0.18 U	0.2 U	0.16 U	0.28 U	0.22 U	290
LC34-DPT0431	25	LC34-DPT0431-025.0-20160125	20160125	--	0.18 U	11	0.16 U	0.28 U	0.22 U	93
LC34-DPT0431	32	LC34-DPT0431-032.0-20160125	20160125	--	0.18 U	0.2 U	0.16 U	0.28 U	0.22 U	1.8
LC34-DPT0431	38	LC34-DPT0431-038.0-20160125	20160125	--	0.18 U	0.2 U	0.16 U	0.28 U	0.22 U	0.13 U
LC34-DPT0432	8	LC34-DPT0432-008.0-20160126	20160126	--	0.18 U	0.2 U	0.16 U	0.28 U	0.22 U	21
LC34-DPT0432	13	LC34-DPT0432-013.0-20160126	20160126	--	0.18 U	0.2 U	0.16 U	0.28 U	0.22 U	670
LC34-DPT0432	18	LC34-DPT0432-018.0-20160126	20160126	--	0.9 U	1 U	0.8 U	1.4 U	1.1 U	140
LC34-DPT0432	25	LC34-DPT0432-025.0-20160126	20160126	--	0.18 U	0.2 U	0.16 U	0.28 U	0.22 U	0.13 U
LC34-DPT0432	32	LC34-DPT0432-032.0-20160126	20160126	--	0.18 U	0.2 U	0.16 U	0.28 U	0.22 U	0.13 U
LC34-DPT0432	38	LC34-DPT0432-038.0-20160126	20160126	--	0.18 U	0.2 U	0.16 U	0.28 U	0.22 U	0.13 U
LC34-DPT0433	8	LC34-DPT0433-008.0-20160126	20160126	--	0.9 U	620	0.8 U	1.4 U	1.1 U	1200
LC34-DPT0433	13	LC34-DPT0433-013.0-20160126	20160126	--	1.8 U	2 U	1.6 U	2.8 U	2.2 U	430
LC34-DPT0433	18	LC34-DPT0433-018.0-20160126	20160126	--	0.9 U	5.2	0.8 U	14	1.1 U	1100
LC34-DPT0433	25	LC34-DPT0433-025.0-20160126	20160126	--	0.9 U	1 U	0.8 U	1.4 U	1.1 U	6.8
LC34-DPT0433	32	LC34-DPT0433-032.0-20160126	20160126	--	0.9 U	1 U	0.8 U	1.4 U	1.1 U	0.65 U
LC34-DPT0433	38	LC34-DPT0433-038.0-20160126	20160126	--	0.9 U	1 U	0.8 U	1.4 U	1.1 U	0.65 U
LC34-DPT0434	8	LC34-DPT0434-008.0-20160126	20160126	--	0.9 U	1 U	0.8 U	1.4 U	1.1 U	78
LC34-DPT0434	13	LC34-DPT0434-013.0-20160126	20160126	--	0.9 U	1 U	0.8 U	7.1	1.1 U	920
LC34-DPT0434	18	LC34-DPT0434-018.0-20160126	20160126	--	1.8 U	2 U	1.6 U	2.8 U	2.2 U	880
LC34-DPT0434	25	LC34-DPT0434-025.0-20160126	20160126	--	0.9 U	1 U	0.8 U	1.4 U	1.1 U	0.65 U
LC34-DPT0434	32	LC34-DPT0434-032.0-20160126	20160126	--	0.9 U	1 U	0.8 U	1.4 U	1.1 U	0.65 U
LC34-DPT0434	38	LC34-DPT0434-038.0-20160126	20160126	--	0.9 U	1 U	0.8 U	1.4 U	1.1 U	0.65 U
LC34-DPT0435	8	LC34-DPT0435-008.0-20160126	20160126	--	0.9 U	75	0.8 U	19	1.1 U	790
LC34-DPT0435	13	LC34-DPT0435-013.0-20160126	20160127	--	1.8 U	540	1.6 U	39	2.2 U	2200
LC34-DPT0435	18	LC34-DPT0435-018.0-20160127	20160127	--	1.8 U	2 U	1.6 U	2.8 U	2.2 U	1200
LC34-DPT0435	25	LC34-DPT0435-025.0-20160127	20160127	--	0.9 U	1 U	0.8 U	1.4 U	1.1 U	0.65 U
LC34-DPT0435	32	LC34-DPT0435-032.0-20160127	20160127	--	0.9 U	57	0.8 U	1.4 U	1.1 U	2.2 J
LC34-DPT0435	38	LC34-DPT0435-038.0-20160127	20160127	--	0.9 U	1 U	0.8 U	1.4 U	1.1 U	0.65 U
LC34-DPT0436	8	LC34-DPT0436-008.0-20160127	20160127	--	3.6 U	590	3.2 U	5.6 U	4.4 U	2200
LC34-DPT0436	13	LC34-DPT0436-013.0-20160127	20160127	--	3.6 U	4 U	3.2 U	5.6 U	4.4 U	2400
LC34-DPT0436	18	LC34-DPT0436-018.0-20160127	20160127	--	3.6 U	4 U	3.2 U	5.6 U	4.4 U	2700
LC34-DPT0436	25	LC34-DPT0436-025.0-20160127	20160127	--	0.9 U	1 U	0.8 U	1.4 U	1.1 U	11
LC34-DPT0436	32	LC34-DPT0436-032.0-20160127	20160127	--	0.18 U	7.8	0.16 U	0.28 U	0.22 U	31

DPT Results - Hot Spot 6
Launch Complex 34, SWMU CC054

LOCID	DEPTH (FT)	SAMPLE ID	SAMPLE DATE	1,1,2-TRICHLOROTRIFLUOROETHANE	1,1-DCE	CIS-1,2-DCE	PCE	TRANS-1,2-DCE	TCE	VC
				UG/L	UG/L	UG/L	UG/L	UG/L	UG/L	UG/L
LC34-DPT0436	38	LC34-DPT0436-038.0-20160127	20160127	--	0.18 U	0.2 U	0.16 U	0.28 U	0.22 U	0.13 U
LC34-DPT0437	8	LC34-DPT0437-008.0-20160127	20160127	--	3.6 U	4 U	3.2 U	5.6 U	4.4 U	770
LC34-DPT0437	13	LC34-DPT0437-013.0-20160127	20160127	--	3.6 U	4 U	3.2 U	5.6 U	4.4 U	2600
LC34-DPT0437	18	LC34-DPT0437-018.0-20160127	20160127	--	3.6 U	4 U	3.2 U	5.6 U	4.4 U	2100
LC34-DPT0437	25	LC34-DPT0437-025.0-20160127	20160127	--	0.9 U	1 U	0.8 U	1.4 U	1.1 U	12
LC34-DPT0437	32	LC34-DPT0437-032.0-20160127	20160127	--	0.18 U	0.2 U	0.16 U	0.28 U	0.22 U	0.13 U
LC34-DPT0437	38	LC34-DPT0437-038.0-20160127	20160127	--	0.18 U	0.2 U	0.16 U	0.28 U	0.22 U	0.13 U
LC34-DPT0438	8	LC34-DPT0438-008.0-20160127	20160127	--	3.6 U	25	3.2 U	5.6 U	4.4 U	91
LC34-DPT0438	13	LC34-DPT0438-013.0-20160127	20160127	--	3.6 U	28	3.2 U	5.6 U	4.4 U	1300
LC34-DPT0438	18	LC34-DPT0438-018.0-20160127	20160127	--	3.6 U	4 U	3.2 U	5.6 U	4.4 U	1400
LC34-DPT0438	25	LC34-DPT0438-025.0-20160127	20160127	--	0.9 U	1 U	0.8 U	1.4 U	1.1 U	0.65 U
LC34-DPT0438	32	LC34-DPT0438-032.0-20160127	20160127	--	0.18 U	0.2 U	0.16 U	0.28 U	0.22 U	0.13 U
LC34-DPT0438	38	LC34-DPT0438-038.0-20160127	20160127	--	0.18 U	0.2 U	0.16 U	0.28 U	0.22 U	0.13 U
LC34-DPT0439	8	LC34-DPT0439-008.0-20160128	20160128	--	0.9 U	31	0.8 U	1.4 U	1.1 U	25
LC34-DPT0439	13	LC34-DPT0439-013.0-20160128	20160128	--	3.6 U	4 U	3.2 U	5.6 U	4.4 U	240
LC34-DPT0439	18	LC34-DPT0439-018.0-20160128	20160128	--	0.9 U	1 U	0.8 U	1.4 U	1.1 U	860
LC34-DPT0439	25	LC34-DPT0439-025.0-20160128	20160128	--	0.9 U	1 U	0.8 U	1.4 U	1.1 U	0.65 U
LC34-DPT0439	32	LC34-DPT0439-032.0-20160128	20160128	--	0.18 U	11	0.16 U	0.28 U	0.22 U	0.13 U
LC34-DPT0439	38	LC34-DPT0439-038.0-20160128	20160128	--	0.18 U	0.2 U	0.16 U	0.28 U	0.22 U	0.13 U
LC34-DPT0440	8	LC34-DPT0440-008.0-20160128	20160128	--	0.9 U	1 U	0.8 U	1.4 U	1.1 U	470
LC34-DPT0440	13	LC34-DPT0440-013.0-20160128	20160128	--	0.9 U	1 U	0.8 U	14	1.1 U	940
LC34-DPT0440	18	LC34-DPT0440-018.0-20160128	20160128	--	3.6 U	4 U	3.2 U	5.6 U	4.4 U	780
LC34-DPT0440	25	LC34-DPT0440-025.0-20160128	20160128	--	0.9 U	1 U	0.8 U	1.4 U	1.1 U	0.65 U
LC34-DPT0440	32	LC34-DPT0440-032.0-20160128	20160128	--	0.18 U	0.2 U	0.16 U	0.28 U	0.22 U	0.13 U
LC34-DPT0440	38	LC34-DPT0440-038.0-20160128	20160128	--	0.18 U	0.2 U	0.16 U	0.28 U	0.22 U	0.13 U
LC34-DPT0441	8	LC34-DPT0441-008.0-20160128	20160128	--	1.8 U	91	1.6 U	2.8 U	2.2 U	550
LC34-DPT0441	13	LC34-DPT0441-013.0-20160128	20160128	--	3.6 U	4 U	3.2 U	5.6 U	4.4 U	170
LC34-DPT0441	18	LC34-DPT0441-018.0-20160128	20160128	--	0.18 U	2.9	0.16 U	0.28 U	0.22 U	0.13 U
LC34-DPT0441	25	LC34-DPT0441-025.0-20160128	20160128	--	0.9 U	1 U	0.8 U	1.4 U	1.1 U	14
LC34-DPT0441	32	LC34-DPT0441-032.0-20160128	20160128	--	0.18 U	0.2 U	0.16 U	0.28 U	0.22 U	0.13 U
LC34-DPT0441	38	LC34-DPT0441-038.0-20160128	20160128	--	0.18 U	2.4	0.16 U	0.28 U	0.22 U	0.13 U
LC34-DPT0442	8	LC34-DPT0442-008.0-20160128	20160128	--	3.6 U	4 U	3.2 U	5.6 U	4.4 U	350
LC34-DPT0442	13	LC34-DPT0442-013.0-20160128	20160128	--	0.18 U	1.7	0.16 U	0.28 U	0.22 U	12
LC34-DPT0442	18	LC34-DPT0442-018.0-20160129	20160129	--	0.18 U	1.7	0.16 U	0.28 U	0.22 U	0.13 U
LC34-DPT0442	25	LC34-DPT0442-025.0-20160129	20160129	--	0.18 U	11	0.16 U	0.28 U	0.22 U	0.13 U
LC34-DPT0442	32	LC34-DPT0442-032.0-20160129	20160129	--	0.18 U	75	0.16 U	0.28 U	0.22 U	0.13 U
LC34-DPT0442	38	LC34-DPT0442-038.0-20160129	20160129	--	0.18 U	50	0.16 U	0.28 U	0.22 U	0.13 U
LC34-DPT0443	8	LC34-DPT0443-008.0-20160129	20160129	--	0.9 U	1 U	0.8 U	1.4 U	1.1 U	170
LC34-DPT0443	13	LC34-DPT0443-013.0-20160129	20160129	--	0.9 U	1 U	0.8 U	1.4 U	1.1 U	0.65 U
LC34-DPT0443	18	LC34-DPT0443-018.0-20160129	20160129	--	0.9 U	1 U	0.8 U	1.4 U	1.1 U	0.65 U
LC34-DPT0443	25	LC34-DPT0443-025.0-20160129	20160129	--	0.18 U	0.2 U	0.16 U	0.28 U	0.22 U	0.13 U
LC34-DPT0443	32	LC34-DPT0443-032.0-20160129	20160129	--	0.18 U	0.2 U	0.16 U	0.28 U	0.22 U	0.13 U
LC34-DPT0443	38	LC34-DPT0443-038.0-20160129	20160129	--	0.18 U	0.2 U	0.16 U	0.28 U	0.22 U	0.13 U
LC34-DPT0444	8	LC34-DPT0444-008.0-20160129	20160129	--	0.9 U	1 U	0.8 U	1.4 U	1.1 U	470
LC34-DPT0444	13	LC34-DPT0444-013.0-20160129	20160129	--	0.9 U	1 U	0.8 U	1.4 U	1.1 U	0.65 U

DPT Results - Hot Spot 6
Launch Complex 34, SWMU CC054

LOCID	DEPTH (FT)	SAMPLE ID	SAMPLE DATE	1,1,2-TRICHLOROTRIFLUOROETHANE	1,1-DCE	CIS-1,2-DCE	PCE	TRANS-1,2-DCE	TCE	VC
				UG/L	UG/L	UG/L	UG/L	UG/L	UG/L	UG/L
LC34-DPT0444	18	LC34-DPT0444-018.0-20160129	20160129	--	0.9 U	1 U	0.8 U	1.4 U	1.1 U	0.65 U
LC34-DPT0444	25	LC34-DPT0444-025.0-20160129	20160129	--	0.18 U	0.2 U	0.16 U	0.28 U	0.22 U	0.13 U
LC34-DPT0444	32	LC34-DPT0444-032.0-20160129	20160129	--	0.18 U	73	0.16 U	0.28 U	0.22 U	0.13 U
LC34-DPT0444	32	LC34-DPT0444-032.0-20170330	20170330	10 U	1 U	63	1 U	1 U	1 U	2
LC34-DPT0444	38	LC34-DPT0444-038.0-20160129	20160129	--	0.18 U	130	0.16 U	0.28 U	0.22 U	0.13 U
LC34-DPT0444	38	LC34-DPT0444-038.0-20170330	20170330	20 U	2 U	80	2 U	2 U	2 U	7
LC34-DPT0445	8	LC34-DPT0445-008.0-20160129	20160129	--	0.9 U	1 U	0.8 U	17	1.1 U	1200
LC34-DPT0445	13	LC34-DPT0445-013.0-20160129	20160129	--	0.9 U	1 U	0.8 U	16	1.1 U	1100
LC34-DPT0445	18	LC34-DPT0445-018.0-20160129	20160129	--	0.9 U	1 U	0.8 U	1.4 U	1.1 U	0.65 U
LC34-DPT0445	25	LC34-DPT0445-025.0-20160129	20160129	--	0.18 U	0.2 U	0.16 U	0.28 U	0.22 U	0.13 U
LC34-DPT0445	32	LC34-DPT0445-032.0-20160129	20160129	--	0.18 U	0.2 U	0.16 U	0.28 U	0.22 U	0.13 U
LC34-DPT0445	38	LC34-DPT0445-038.0-20160129	20160129	--	0.18 U	0.2 U	0.16 U	0.28 U	0.22 U	0.13 U
LC34-DPT0446	8	LC34-DPT0446-008.0-20160129	20160129	--	0.9 U	1 U	0.8 U	1.4 U	1.1 U	610
LC34-DPT0446	13	LC34-DPT0446-013.0-20160129	20160129	--	1.8 U	2 U	1.6 U	2.8 U	2.2 U	62
LC34-DPT0446	18	LC34-DPT0446-018.0-20160129	20160129	--	0.9 U	1 U	0.8 U	1.4 U	1.1 U	0.65 U
LC34-DPT0446	25	LC34-DPT0446-025.0-20160129	20160129	--	0.18 U	0.75 J	0.16 U	0.28 U	0.22 U	0.13 U
LC34-DPT0446	32	LC34-DPT0446-032.0-20160129	20160129	--	0.18 U	170	0.16 U	0.28 U	0.22 U	0.13 U
LC34-DPT0446	38	LC34-DPT0446-038.0-20160129	20160129	--	0.18 U	0.2 U	0.16 U	0.28 U	0.22 U	0.13 U
LC34-DPT0447	8	LC34-DPT0447-008.0-20160201	20160201	--	0.9 U	1 U	0.8 U	1.4 U	1.1 U	0.65 U
LC34-DPT0447	13	LC34-DPT0447-013.0-20160201	20160201	--	0.9 U	1 U	0.8 U	1.4 U	1.1 U	0.65 U
LC34-DPT0447	18	LC34-DPT0447-018.0-20160201	20160201	--	0.9 U	1 U	0.8 U	1.4 U	1.1 U	0.65 U
LC34-DPT0447	25	LC34-DPT0447-025.0-20160201	20160201	--	0.18 U	0.2 U	0.16 U	0.28 U	0.22 U	0.13 U
LC34-DPT0447	32	LC34-DPT0447-032.0-20160201	20160201	--	0.18 U	0.2 U	0.16 U	0.28 U	0.22 U	0.13 U
LC34-DPT0447	38	LC34-DPT0447-038.0-20160201	20160201	--	0.18 U	0.2 U	0.16 U	0.28 U	0.22 U	0.13 U
LC34-DPT0448	8	LC34-DPT0448-008.0-20160201	20160201	--	0.18 U	14	0.16 U	3.2	0.22 U	200
LC34-DPT0448	13	LC34-DPT0448-013.0-20160201	20160201	--	0.9 U	1 U	0.8 U	1.4 U	1.1 U	0.65 U
LC34-DPT0448	18	LC34-DPT0448-018.0-20160201	20160201	--	0.18 U	0.2 U	0.16 U	0.28 U	0.22 U	0.13 U
LC34-DPT0448	25	LC34-DPT0448-025.0-20160201	20160201	--	0.18 U	0.2 U	0.16 U	0.28 U	0.22 U	0.13 U
LC34-DPT0448	32	LC34-DPT0448-032.0-20160201	20160201	--	0.18 U	21	0.16 U	0.28 U	0.22 U	0.13 U
LC34-DPT0448	38	LC34-DPT0448-038.0-20160201	20160201	--	0.18 U	0.2 U	0.16 U	0.28 U	0.22 U	0.13 U
LC34-DPT0449	8	LC34-DPT0449-008.0-20160201	20160201	--	0.18 U	6.7	0.16 U	0.28 U	0.22 U	43
LC34-DPT0449	13	LC34-DPT0449-013.0-20160201	20160201	--	0.9 U	1 U	0.8 U	1.4 U	1.1 U	0.65 U
LC34-DPT0449	18	LC34-DPT0449-018.0-20160201	20160201	--	0.18 U	0.2 U	0.16 U	0.28 U	0.22 U	0.13 U
LC34-DPT0449	25	LC34-DPT0449-025.0-20160201	20160201	--	0.18 U	0.2 U	0.16 U	0.28 U	0.22 U	0.13 U
LC34-DPT0449	32	LC34-DPT0449-032.0-20160201	20160201	--	0.18 U	0.2 U	0.16 U	4.4	0.22 U	0.13 U
LC34-DPT0449	38	LC34-DPT0449-038.0-20160201	20160201	--	0.18 U	0.2 U	0.16 U	0.28 U	0.22 U	0.13 U
LC34-DPT0450	8	LC34-DPT0450-008.0-20160201	20160201	--	0.9 U	3400	0.8 U	82	1.1 U	1000
LC34-DPT0450	13	LC34-DPT0450-013.0-20160201	20160201	--	3.6 U	3400	3.2 U	67	4.4 U	1400
LC34-DPT0450	18	LC34-DPT0450-018.0-20160201	20160201	--	3.6 U	4 U	3.2 U	5.6 U	4.4 U	230
LC34-DPT0450	25	LC34-DPT0450-025.0-20160201	20160201	--	0.9 U	1 U	0.8 U	1.4 U	1.1 U	0.65 U
LC34-DPT0450	32	LC34-DPT0450-032.0-20160201	20160201	--	0.18 U	0.2 U	0.16 U	0.28 U	0.22 U	0.13 U
LC34-DPT0450	38	LC34-DPT0450-038.0-20160201	20160201	--	0.18 U	0.2 U	0.16 U	0.28 U	0.22 U	0.13 U
LC34-DPT0451	8	LC34-DPT0451-008.0-20160202	20160202	--	3.6 U	2700	3.2 U	58	4.4 U	750
LC34-DPT0451	13	LC34-DPT0451-013.0-20160202	20160202	--	3.6 U	2300	3.2 U	53	4.4 U	1300
LC34-DPT0451	18	LC34-DPT0451-018.0-20160202	20160202	--	3.6 U	470	3.2 U	5.6 U	4.4 U	1500

DPT Results - Hot Spot 6
Launch Complex 34, SWMU CC054

LOCID	DEPTH (FT)	SAMPLE ID	SAMPLE DATE	1,1,2-TRICHLOROTRIFLUOROETHANE	1,1-DCE	CIS-1,2-DCE	PCE	TRANS-1,2-DCE	TCE	VC
				UG/L	UG/L	UG/L	UG/L	UG/L	UG/L	UG/L
LC34-DPT0451	25	LC34-DPT0451-025.0-20160202	20160202	--	0.9 U	1 U	0.8 U	1.4 U	1.1 U	230
LC34-DPT0451	32	LC34-DPT0451-032.0-20160202	20160202	--	0.18 U	0.96 J	0.16 U	0.28 U	0.22 U	0.13 U
LC34-DPT0451	38	LC34-DPT0451-038.0-20160202	20160202	--	0.18 U	2.4	0.16 U	0.28 U	0.22 U	0.13 U
LC34-DPT0452	8	LC34-DPT0452-008.0-20160202	20160202	--	3.6 U	2600	3.2 U	50	4.4 U	300
LC34-DPT0452	13	LC34-DPT0452-013.0-20160202	20160202	--	3.6 U	2200	3.2 U	39	4.4 U	940
LC34-DPT0452	18	LC34-DPT0452-018.0-20160202	20160202	--	3.6 U	580	3.2 U	5.6 U	4.4 U	1400
LC34-DPT0452	25	LC34-DPT0452-025.0-20160202	20160202	--	0.9 U	1 U	0.8 U	1.4 U	1.1 U	0.65 U
LC34-DPT0452	32	LC34-DPT0452-032.0-20160202	20160202	--	0.18 U	0.2 U	0.16 U	0.28 U	0.22 U	0.13 U
LC34-DPT0452	38	LC34-DPT0452-038.0-20160202	20160202	--	0.18 U	0.2 U	0.16 U	0.28 U	0.22 U	0.13 U
LC34-DPT0453	8	LC34-DPT0453-008.0-20160202	20160202	--	3.6 U	1600	3.2 U	5.6 U	4.4 U	54
LC34-DPT0453	13	LC34-DPT0453-013.0-20160202	20160202	--	3.6 U	2000	3.2 U	5.6 U	4.4 U	77
LC34-DPT0453	18	LC34-DPT0453-018.0-20160202	20160202	--	3.6 U	890	3.2 U	5.6 U	4.4 U	370
LC34-DPT0453	25	LC34-DPT0453-025.0-20160202	20160202	--	0.9 U	1 U	0.8 U	1.4 U	1.1 U	0.65 U
LC34-DPT0453	32	LC34-DPT0453-032.0-20160202	20160202	--	0.18 U	0.2 U	0.16 U	0.28 U	0.22 U	0.13 U
LC34-DPT0453	38	LC34-DPT0453-038.0-20160202	20160202	--	0.18 U	0.2 U	0.16 U	0.28 U	0.22 U	0.13 U
LC34-DPT0454	8	LC34-DPT0454-008.0-20160202	20160202	--	3.6 U	910	3.2 U	5.6 U	4.4 U	2.6 U
LC34-DPT0454	13	LC34-DPT0454-013.0-20160202	20160202	--	3.6 U	1200	3.2 U	5.6 U	4.4 U	370
LC34-DPT0454	18	LC34-DPT0454-018.0-20160202	20160202	--	3.6 U	4 U	3.2 U	5.6 U	4.4 U	630
LC34-DPT0454	25	LC34-DPT0454-025.0-20160202	20160202	--	0.18 U	32	0.16 U	0.28 U	0.22 U	27
LC34-DPT0454	32	LC34-DPT0454-032.0-20160202	20160202	--	0.18 U	0.2 U	0.16 U	0.28 U	0.22 U	0.13 U
LC34-DPT0454	38	LC34-DPT0454-038.0-20160202	20160202	--	0.18 U	0.2 U	0.16 U	0.28 U	0.22 U	0.13 U
LC34-DPT0455	8	LC34-DPT0455-008.0-20160208	20160208	--	3.6 U	50	3.2 U	5.6 U	4.4 U	210
LC34-DPT0455	13	LC34-DPT0455-013.0-20160208	20160208	--	3.6 U	400	3.2 U	5.6 U	4.4 U	430
LC34-DPT0455	18	LC34-DPT0455-018.0-20160208	20160208	--	0.9 U	1 U	0.8 U	1.4 U	1.1 U	450
LC34-DPT0455	25	LC34-DPT0455-025.0-20160208	20160208	--	0.18 U	0.2 U	0.16 U	0.28 U	0.22 U	4.3
LC34-DPT0455	32	LC34-DPT0455-032.0-20160208	20160208	--	0.18 U	0.2 U	0.16 U	0.28 U	0.22 U	0.13 U
LC34-DPT0455	38	LC34-DPT0455-038.0-20160208	20160208	--	0.18 U	0.2 U	0.16 U	0.28 U	0.22 U	0.13 U
LC34-DPT0456	8	LC34-DPT0456-008.0-20160208	20160208	--	0.9 U	1 U	0.8 U	1.4 U	1.1 U	0.65 U
LC34-DPT0456	13	LC34-DPT0456-013.0-20160208	20160208	--	0.9 U	56	0.8 U	1.4 U	1.1 U	130
LC34-DPT0456	18	LC34-DPT0456-018.0-20160208	20160208	--	0.9 U	1 U	0.8 U	1.4 U	1.1 U	0.65 U
LC34-DPT0456	25	LC34-DPT0456-025.0-20160208	20160208	--	0.18 U	13	0.16 U	0.28 U	0.22 U	0.13 U
LC34-DPT0456	32	LC34-DPT0456-032.0-20160208	20160208	--	0.18 U	0.2 U	0.16 U	0.28 U	0.22 U	0.13 U
LC34-DPT0456	38	LC34-DPT0456-038.0-20160208	20160208	--	0.18 U	0.2 U	0.16 U	0.28 U	0.22 U	0.13 U
LC34-DPT0457	8	LC34-DPT0457-008.0-20160208	20160208	--	3.6 U	1700	3.2 U	32	4.4 U	61
LC34-DPT0457	13	LC34-DPT0457-013.0-20160208	20160208	--	3.6 U	3500	3.2 U	75	4.4 U	180
LC34-DPT0457	18	LC34-DPT0457-018.0-20160208	20160208	--	9 U	6600	8 U	14 U	11 U	2100
LC34-DPT0457	25	LC34-DPT0457-025.0-20160208	20160208	--	3.6 U	3000	3.2 U	5.6 U	4.4 U	1800
LC34-DPT0457	32	LC34-DPT0457-032.0-20160208	20160208	--	0.9 U	1 U	0.8 U	1.4 U	1.1 U	0.65 U
LC34-DPT0457	38	LC34-DPT0457-038.0-20160208	20160208	--	0.18 U	0.2 U	0.16 U	0.28 U	0.22 U	0.13 U
LC34-DPT0458	8	LC34-DPT0458-008.0-20160208	20160208	--	3.6 U	430	3.2 U	5.6 U	4.4 U	2.6 U
LC34-DPT0458	13	LC34-DPT0458-013.0-20160208	20160208	--	9 U	1600	8 U	14 U	11 U	6.5 U
LC34-DPT0458	18	LC34-DPT0458-018.0-20160208	20160208	--	9 U	2700	8 U	14 U	11 U	73
LC34-DPT0458	25	LC34-DPT0458-025.0-20160208	20160208	--	3.6 U	710	3.2 U	5.6 U	4.4 U	2.6 U
LC34-DPT0458	32	LC34-DPT0458-032.0-20160208	20160208	--	0.9 U	1 U	0.8 U	1.4 U	1.1 U	0.65 U
LC34-DPT0458	38	LC34-DPT0458-038.0-20160208	20160208	--	0.18 U	0.2 U	0.16 U	0.28 U	0.22 U	0.13 U

DPT Results - Hot Spot 6
Launch Complex 34, SWMU CC054

LOCID	DEPTH (FT)	SAMPLE ID	SAMPLE DATE	1,1,2-TRICHLOROTRIFLUOROETHANE	1,1-DCE	CIS-1,2-DCE	PCE	TRANS-1,2-DCE	TCE	VC
				UG/L	UG/L	UG/L	UG/L	UG/L	UG/L	UG/L
LC34-DPT0459	8	LC34-DPT0459-008.0-20160209	20160209	--	1.8 U	480	1.6 U	2.8 U	2.2 U	13
LC34-DPT0459	13	LC34-DPT0459-013.0-20160209	20160209	--	3.6 U	1300	3.2 U	5.6 U	4.4 U	120
LC34-DPT0459	18	LC34-DPT0459-018.0-20160209	20160209	--	3.6 U	2200	3.2 U	5.6 U	4.4 U	99
LC34-DPT0459	25	LC34-DPT0459-025.0-20160209	20160209	--	3.6 U	4000	3.2 U	5.6 U	4.4 U	80
LC34-DPT0459	32	LC34-DPT0459-032.0-20160209	20160209	--	0.9 U	570	0.8 U	1.4 U	1.1 U	0.65 U
LC34-DPT0459	38	LC34-DPT0459-038.0-20160209	20160209	--	0.18 U	0.2 U	0.16 U	0.28 U	0.22 U	0.13 U
LC34-DPT0460	8	LC34-DPT0460-008.0-20160209	20160209	--	1.8 U	290	1.6 U	2.8 U	2.2 U	28
LC34-DPT0460	13	LC34-DPT0460-013.0-20160209	20160209	--	3.6 U	1400	3.2 U	5.6 U	4.4 U	48
LC34-DPT0460	18	LC34-DPT0460-018.0-20160209	20160209	--	3.6 U	3300	3.2 U	5.6 U	4.4 U	30
LC34-DPT0460	25	LC34-DPT0460-025.0-20160209	20160209	--	9 U	1300	8 U	14 U	11 U	230
LC34-DPT0460	32	LC34-DPT0460-032.0-20160209	20160209	--	0.9 U	220	0.8 U	1.4 U	1.1 U	0.65 U
LC34-DPT0460	38	LC34-DPT0460-038.0-20160209	20160209	--	0.18 U	3.7	0.16 U	0.28 U	0.22 U	0.13 U
LC34-DPT0461	8	LC34-DPT0461-008.0-20160209	20160209	--	0.9 U	1 U	0.8 U	1.4 U	1.1 U	14
LC34-DPT0461	13	LC34-DPT0461-013.0-20160209	20160209	--	3.6 U	4 U	3.2 U	5.6 U	4.4 U	48
LC34-DPT0461	18	LC34-DPT0461-018.0-20160209	20160209	--	9 U	1200	8 U	14 U	11 U	120
LC34-DPT0461	25	LC34-DPT0461-025.0-20160209	20160209	--	3.6 U	1100	3.2 U	5.6 U	4.4 U	120
LC34-DPT0461	32	LC34-DPT0461-032.0-20160209	20160209	--	0.9 U	370	0.8 U	1.4 U	1.1 U	121
LC34-DPT0461	38	LC34-DPT0461-038.0-20160209	20160209	--	0.18 U	210	0.16 U	0.28 U	0.22 U	3
LC34-DPT0462	8	LC34-DPT0462-008.0-20160209	20160209	--	9 U	3500	8 U	14 U	11 U	490
LC34-DPT0462	13	LC34-DPT0462-013.0-20160209	20160209	--	1.8 U	15000	1.6 U	560	2.2 U	2200
LC34-DPT0462	18	LC34-DPT0462-018.0-20160209	20160209	--	180 U	19000	160 U	280 U	220 U	1800
LC34-DPT0462	25	LC34-DPT0462-025.0-20160209	20160209	--	9 U	270	8 U	14 U	11 U	250
LC34-DPT0462	32	LC34-DPT0462-032.0-20160209	20160209	--	0.9 U	1 U	0.8 U	1.4 U	1.1 U	0.65 U
LC34-DPT0462	38	LC34-DPT0462-038.0-20160209	20160209	--	0.9 U	1 U	0.8 U	1.4 U	1.1 U	0.65 U
LC34-DPT0463	8	LC34-DPT0463-008.0-20160209	20160210	--	9 U	560	8 U	14 U	11 U	77
LC34-DPT0463	13	LC34-DPT0463-013.0-20160209	20160210	--	1.8 U	1200	1.6 U	2.8 U	2.2 U	230
LC34-DPT0463	18	LC34-DPT0463-018.0-20160209	20160210	--	3.6 U	2400	3.2 U	51	4.4 U	810
LC34-DPT0463	25	LC34-DPT0463-025.0-20160210	20160210	--	3.6 U	4000	3.2 U	60	4.4 U	820
LC34-DPT0463	32	LC34-DPT0463-032.0-20160210	20160210	--	0.9 U	47	0.8 U	1.4 U	1.1 U	0.65 U
LC34-DPT0463	38	LC34-DPT0463-038.0-20160210	20160210	--	0.18 U	0.2 U	0.16 U	0.28 U	0.22 U	0.13 U
LC34-DPT0464	8	LC34-DPT0464-008.0-20160210	20160210	--	0.9 U	44	0.8 U	1.4 U	1.1 U	39
LC34-DPT0464	13	LC34-DPT0464-013.0-20160210	20160210	--	3.6 U	930	3.2 U	5.6 U	4.4 U	230
LC34-DPT0464	18	LC34-DPT0464-018.0-20160210	20160210	--	3.6 U	4000	3.2 U	89	4.4 U	1000
LC34-DPT0464	25	LC34-DPT0464-025.0-20160210	20160210	--	9 U	550	8 U	14 U	11 U	40 J
LC34-DPT0464	32	LC34-DPT0464-032.0-20160210	20160210	--	0.9 U	1 U	0.8 U	1.4 U	1.1 U	0.65 U
LC34-DPT0464	38	LC34-DPT0464-038.0-20160210	20160210	--	0.18 U	0.2 U	0.16 U	0.28 U	0.22 U	0.13 U
LC34-DPT0465	8	LC34-DPT0465-008.0-20160210	20160210	--	0.9 U	65	0.8 U	1.4 U	1.1 U	0.65 U
LC34-DPT0465	13	LC34-DPT0465-013.0-20160210	20160210	--	3.6 U	1500	3.2 U	5.6 U	4.4 U	360
LC34-DPT0465	18	LC34-DPT0465-018.0-20160210	20160210	--	9 U	2900	8 U	14 U	11 U	430
LC34-DPT0465	25	LC34-DPT0465-025.0-20160210	20160210	--	9 U	7900	8 U	180	11 U	5900
LC34-DPT0465	32	LC34-DPT0465-032.0-20160210	20160210	--	0.9 U	130	0.8 U	1.4 U	1.1 U	410
LC34-DPT0465	38	LC34-DPT0465-038.0-20160210	20160210	--	0.18 U	0.2 U	0.16 U	0.28 U	0.22 U	0.13 U
LC34-DPT0466	8	LC34-DPT0466-008.0-20160210	20160210	--	0.9 U	1 U	0.8 U	1.4 U	1.1 U	0.65 U
LC34-DPT0466	13	LC34-DPT0466-013.0-20160210	20160210	--	0.9 U	11	0.8 U	1.4 U	1.1 U	32
LC34-DPT0466	18	LC34-DPT0466-018.0-20160210	20160210	--	3.6 U	1400	3.2 U	5.6 U	4.4 U	560

DPT Results - Hot Spot 6
Launch Complex 34, SWMU CC054

LOCID	DEPTH (FT)	SAMPLE ID	SAMPLE DATE	1,1,2-TRICHLOROTRIFLUOROETHANE	1,1-DCE	CIS-1,2-DCE	PCE	TRANS-1,2-DCE	TCE	VC
				UG/L	UG/L	UG/L	UG/L	UG/L	UG/L	UG/L
LC34-DPT0466	25	LC34-DPT0466-025.0-20160210	20160210	--	3.6 U	2100	3.2 U	5.6 U	4.4 U	200
LC34-DPT0466	32	LC34-DPT0466-032.0-20160210	20160210	--	0.9 U	1 U	0.8 U	1.4 U	1.1 U	0.65 U
LC34-DPT0466	38	LC34-DPT0466-038.0-20160210	20160210	--	0.9 U	1 U	0.8 U	1.4 U	1.1 U	0.65 U
LC34-DPT0467	8	LC34-DPT0467-008.0-20160210	20160210	--	0.9 U	50	0.8 U	1.4 U	1.1 U	8.1
LC34-DPT0467	13	LC34-DPT0467-013.0-20160210	20160210	--	3.6 U	710	3.2 U	5.6 U	4.4 U	130
LC34-DPT0467	18	LC34-DPT0467-018.0-20160210	20160210	--	9 U	5200	8 U	14 U	11 U	850
LC34-DPT0467	25	LC34-DPT0467-025.0-20160210	20160209	--	9 U	5000	8 U	260	11 U	12000
LC34-DPT0467	32	LC34-DPT0467-032.0-20160210	20160209	--	3.6 U	640	3.2 U	5.6 U	4.4 U	2400
LC34-DPT0467	38	LC34-DPT0467-038.0-20160210	20160211	--	0.9 U	1 U	0.8 U	1.4 U	1.1 U	0.65 U
LC34-DPT0468	8	LC34-DPT0468-008.0-20160211	20160211	--	0.9 U	620	0.8 U	1.4 U	1.1 U	59
LC34-DPT0468	13	LC34-DPT0468-013.0-20160211	20160211	--	9 U	2100	8 U	14 U	11 U	160
LC34-DPT0468	18	LC34-DPT0468-018.0-20160211	20160211	--	90 U	16000	80 U	140 U	110 U	940
LC34-DPT0468	25	LC34-DPT0468-025.0-20160211	20160211	--	9 U	11000	8 U	250	11 U	4200
LC34-DPT0468	32	LC34-DPT0468-032.0-20160211	20160211	--	3.6 U	4 U	3.2 U	5.6 U	4.4 U	3400
LC34-DPT0468	38	LC34-DPT0468-038.0-20160211	20160211	--	0.9 U	1 U	0.8 U	1.4 U	1.1 U	0.65 U
LC34-DPT0469	8	LC34-DPT0469-008.0-20160211	20160211	--	3.6 U	2000	3.2 U	5.6 U	4.4 U	160
LC34-DPT0469	13	LC34-DPT0469-013.0-20160211	20160211	--	18 U	4600	16 U	28 U	22 U	430
LC34-DPT0469	18	LC34-DPT0469-018.0-20160211	20160211	--	18 U	6300	16 U	28 U	22 U	1700
LC34-DPT0469	25	LC34-DPT0469-025.0-20160211	20160211	--	1.8 U	2 U	1.6 U	2.8 U	2.2 U	230
LC34-DPT0469	32	LC34-DPT0469-032.0-20160211	20160211	--	0.9 U	29	0.8 U	1.4 U	1.1 U	18
LC34-DPT0469	38	LC34-DPT0469-038.0-20160211	20160211	--	0.18 U	0.2 U	0.16 U	0.28 U	0.22 U	0.13 U
LC34-DPT0470	8	LC34-DPT0470-008.0-20160211	20160211	--	3.6 U	2200	3.2 U	5.6 U	4.4 U	270
LC34-DPT0470	13	LC34-DPT0470-013.0-20160211	20160211	--	18 U	4400	16 U	28 U	22 U	1200
LC34-DPT0470	18	LC34-DPT0470-018.0-20160211	20160211	--	18 U	840	16 U	28 U	22 U	300
LC34-DPT0470	25	LC34-DPT0470-025.0-20160211	20160211	--	0.9 U	1 U	0.8 U	1.4 U	1.1 U	0.65 U
LC34-DPT0470	32	LC34-DPT0470-032.0-20160211	20160211	--	0.18 U	0.2 U	0.16 U	0.28 U	0.22 U	0.13 U
LC34-DPT0470	38	LC34-DPT0470-038.0-20160211	20160211	--	0.18 U	0.2 U	0.16 U	0.28 U	0.22 U	0.13 U
LC34-DPT0471	8	LC34-DPT0471-008.0-20160211	20160211	--	3.6 U	2300	3.2 U	5.6 U	4.4 U	51
LC34-DPT0471	13	LC34-DPT0471-013.0-20160211	20160211	--	18 U	7700	16 U	28 U	22 U	620
LC34-DPT0471	18	LC34-DPT0471-018.0-20160211	20160211	--	9 U	3000	8 U	14 U	11 U	1400
LC34-DPT0471	25	LC34-DPT0471-025.0-20160211	20160211	--	0.9 U	1 U	0.8 U	1.4 U	1.1 U	0.65 U
LC34-DPT0471	32	LC34-DPT0471-032.0-20160211	20160211	--	0.9 U	1 U	0.8 U	1.4 U	1.1 U	0.65 U
LC34-DPT0471	38	LC34-DPT0471-038.0-20160211	20160211	--	0.18 U	0.2 U	0.16 U	0.28 U	0.22 U	0.13 U
LC34-DPT0472	8	LC34-DPT0472-008.0-20160211	20160211	--	3.6 U	1800	3.2 U	5.6 U	4.4 U	90
LC34-DPT0472	13	LC34-DPT0472-013.0-20160211	20160211	--	9 U	2500	8 U	14 U	11 U	160
LC34-DPT0472	18	LC34-DPT0472-018.0-20160211	20160211	--	3.6 U	2800	3.2 U	5.6 U	4.4 U	460
LC34-DPT0472	25	LC34-DPT0472-025.0-20160211	20160211	--	0.9 U	1 U	0.8 U	1.4 U	1.1 U	660
LC34-DPT0472	32	LC34-DPT0472-032.0-20160211	20160211	--	0.9 U	12	0.8 U	1.4 U	1.1 U	0.65 U
LC34-DPT0472	38	LC34-DPT0472-038.0-20160211	20160212	--	0.18 U	0.2 U	0.16 U	0.28 U	0.22 U	0.13 U
LC34-DPT0473	8	LC34-DPT0473-008.0-20160212	20160212	--	3.6 U	1400	3.2 U	5.6 U	4.4 U	91
LC34-DPT0473	13	LC34-DPT0473-013.0-20160212	20160212	--	9 U	1800	8 U	14 U	11 U	170
LC34-DPT0473	18	LC34-DPT0473-018.0-20160212	20160212	--	3.6 U	3500	3.2 U	5.6 U	4.4 U	260
LC34-DPT0473	25	LC34-DPT0473-025.0-20160212	20160212	--	0.9 U	1100	0.8 U	1.4 U	1.1 U	220
LC34-DPT0473	32	LC34-DPT0473-032.0-20160212	20160212	--	0.18 U	140	0.16 U	0.28 U	0.22 U	0.13 U
LC34-DPT0473	38	LC34-DPT0473-038.0-20160212	20160212	--	0.18 U	0.2 U	0.16 U	0.28 U	0.22 U	0.13 U

DPT Results - Hot Spot 6
Launch Complex 34, SWMU CC054

LOCID	DEPTH (FT)	SAMPLE ID	SAMPLE DATE	1,1,2-TRICHLOROTRIFLUOROETHANE	1,1-DCE	CIS-1,2-DCE	PCE	TRANS-1,2-DCE	TCE	VC
				UG/L	UG/L	UG/L	UG/L	UG/L	UG/L	UG/L
LC34-DPT0474	8	LC34-DPT0474-008.0-20160212	20160212	--	3.6 U	850	3.2 U	5.6 U	4.4 U	110
LC34-DPT0474	13	LC34-DPT0474-013.0-20160212	20160212	--	3.6 U	1400	3.2 U	5.6 U	4.4 U	160
LC34-DPT0474	18	LC34-DPT0474-018.0-20160212	20160212	--	9 U	2300	8 U	14 U	11 U	110
LC34-DPT0474	25	LC34-DPT0474-025.0-20160212	20160212	--	3.6 U	1700	3.2 U	5.6 U	4.4 U	300
LC34-DPT0474	32	LC34-DPT0474-032.0-20160212	20160212	--	0.9 U	1 U	0.8 U	1.4 U	1.1 U	0.65 U
LC34-DPT0474	38	LC34-DPT0474-038.0-20160212	20160212	--	0.18 U	0.2 U	0.16 U	0.28 U	0.22 U	0.13 U
LC34-DPT0475	8	LC34-DPT0475-008.0-20160212	20160212	--	3.6 U	2200	3.2 U	5.6 U	4.4 U	87
LC34-DPT0475	13	LC34-DPT0475-013.0-20160212	20160212	--	9 U	2800	8 U	14 U	11 U	360
LC34-DPT0475	18	LC34-DPT0475-018.0-20160212	20160212	--	9 U	10000	8 U	220	11 U	2900
LC34-DPT0475	25	LC34-DPT0475-025.0-20160212	20160212	--	3.6 U	33	3.2 U	5.6 U	4.4 U	43
LC34-DPT0475	32	LC34-DPT0475-032.0-20160212	20160212	--	0.9 U	1 U	0.8 U	1.4 U	1.1 U	0.65 U
LC34-DPT0475	38	LC34-DPT0475-038.0-20160212	20160212	--	0.18 U	0.2 U	0.16 U	0.28 U	0.22 U	0.13 U
LC34-DPT0476	8	LC34-DPT0476-008.0-20160212	20160212	--	3.6 U	870	3.2 U	5.6 U	4.4 U	57
LC34-DPT0476	13	LC34-DPT0476-013.0-20160212	20160212	--	3.6 U	940	3.2 U	5.6 U	4.4 U	58
LC34-DPT0476	18	LC34-DPT0476-018.0-20160212	20160212	--	3.6 U	1400	3.2 U	5.6 U	4.4 U	96
LC34-DPT0476	25	LC34-DPT0476-025.0-20160212	20160212	--	3.6 U	3200	3.2 U	5.6 U	4.4 U	760
LC34-DPT0476	32	LC34-DPT0476-032.0-20160212	20160212	--	0.9 U	19	0.8 U	1.4 U	1.1 U	0.65 U
LC34-DPT0476	38	LC34-DPT0476-038.0-20160212	20160209	--	0.18 U	0.2 U	0.16 U	0.28 U	0.22 U	0.13 U
LC34-DPT0477	8	LC34-DPT0477-008.0-20160215	20160215	--	0.9 U	490	0.8 U	1.4 U	1.1 U	120
LC34-DPT0477	13	LC34-DPT0477-013.0-20160215	20160215	--	3.6 U	2100	3.2 U	5.6 U	4.4 U	350
LC34-DPT0477	18	LC34-DPT0477-018.0-20160215	20160215	--	3.6 U	1600	3.2 U	5.6 U	4.4 U	320
LC34-DPT0477	25	LC34-DPT0477-025.0-20160215	20160215	--	0.9 U	1100	0.8 U	1.4 U	1.1 U	130
LC34-DPT0477	32	LC34-DPT0477-032.0-20160215	20160215	--	0.9 U	1.7 J	0.8 U	1.4 U	1.1 U	0.65 U
LC34-DPT0477	38	LC34-DPT0477-038.0-20160215	20160215	--	0.18 U	0.2 U	0.16 U	0.28 U	0.22 U	0.13 U
LC34-DPT0478	8	LC34-DPT0478-008.0-20160215	20160215	--	0.9 U	230	0.8 U	1.4 U	1.1 U	3.3 J
LC34-DPT0478	13	LC34-DPT0478-013.0-20160215	20160215	--	3.6 U	1100	3.2 U	5.6 U	4.4 U	210
LC34-DPT0478	18	LC34-DPT0478-018.0-20160215	20160215	--	3.6 U	1400	3.2 U	5.6 U	4.4 U	340
LC34-DPT0478	25	LC34-DPT0478-025.0-20160215	20160215	--	3.6 U	2200	3.2 U	5.6 U	4.4 U	24
LC34-DPT0478	32	LC34-DPT0478-032.0-20160215	20160215	--	0.9 U	130	0.8 U	1.4 U	1.1 U	0.65 U
LC34-DPT0478	38	LC34-DPT0478-038.0-20160215	20160215	--	0.18 U	0.2 U	0.16 U	0.28 U	0.22 U	0.13 U
LC34-DPT0479	8	LC34-DPT0479-008.0-20160215	20160215	--	0.9 U	720	0.8 U	1.4 U	1.1 U	52
LC34-DPT0479	13	LC34-DPT0479-013.0-20160215	20160215	--	3.6 U	4300	3.2 U	5.6 U	4.4 U	300
LC34-DPT0479	18	LC34-DPT0479-018.0-20160215	20160215	--	18 U	4200	16 U	28 U	22 U	1400
LC34-DPT0479	25	LC34-DPT0479-025.0-20160215	20160215	--	9 U	4300	8 U	14 U	11 U	1000
LC34-DPT0479	32	LC34-DPT0479-032.0-20160215	20160215	--	0.9 U	140	0.8 U	1.4 U	1.1 U	45
LC34-DPT0479	38	LC34-DPT0479-038.0-20160215	20160215	--	0.18 U	0.2 U	0.16 U	0.28 U	0.22 U	0.13 U
LC34-DPT0480	8	LC34-DPT0480-008.0-20160215	20160215	--	0.9 U	980	0.8 U	20	1.1 U	30
LC34-DPT0480	13	LC34-DPT0480-013.0-20160215	20160215	--	18 U	2800	16 U	28 U	22 U	110
LC34-DPT0480	25	LC34-DPT0480-025.0-20160215	20160215	--	9 U	6100	8 U	14 U	11 U	1600
LC34-DPT0480	32	LC34-DPT0480-032.0-20160215	20160215	--	0.9 U	910	0.8 U	1.4 U	1.1 U	110
LC34-DPT0480	38	LC34-DPT0480-038.0-20160216	20160216	--	0.18 U	0.2 U	0.16 U	0.28 U	0.22 U	0.13 U
LC34-DPT0481	13	LC34-DPT0481-013.0-20160216	20160216	--	9 U	4100	8 U	14 U	11 U	1300
LC34-DPT0481	18	LC34-DPT0481-018.0-20160216	20160216	--	9 U	4600	8 U	120	11 U	1900
LC34-DPT0481	25	LC34-DPT0481-025.0-20160216	20160216	--	9 U	2000	8 U	14 U	11 U	690
LC34-DPT0481	32	LC34-DPT0481-032.0-20160216	20160216	--	0.9 U	1 U	0.8 U	1.4 U	1.1 U	24

DPT Results - Hot Spot 6
Launch Complex 34, SWMU CC054

LOCID	DEPTH (FT)	SAMPLE ID	SAMPLE DATE	1,1,2-TRICHLOROTRIFLUOROETHANE	1,1-DCE	CIS-1,2-DCE	PCE	TRANS-1,2-DCE	TCE	VC
				UG/L	UG/L	UG/L	UG/L	UG/L	UG/L	UG/L
LC34-DPT0481	38	LC34-DPT0481-038.0-20160216	20160216	--	0.18 U	0.28 J	0.16 U	0.28 U	0.22 U	0.13 U
LC34-DPT0482	8	LC34-DPT0482-008.0-20160216	20160216	--	0.9 U	770	0.8 U	21	1.1 U	81
LC34-DPT0482	13	LC34-DPT0482-013.0-20160216	20160216	--	3.6 U	880	3.2 U	5.6 U	4.4 U	120
LC34-DPT0482	18	LC34-DPT0482-018.0-20160216	20160216	--	3.6 U	560	3.2 U	5.6 U	4.4 U	84
LC34-DPT0482	25	LC34-DPT0482-025.0-20160216	20160216	--	3.6 U	3300	3.2 U	5.6 U	4.4 U	290
LC34-DPT0483	13	LC34-DPT0483-013.0-20160216	20160216	--	3.6 U	1400	3.2 U	5.6 U	4.4 U	76
LC34-DPT0483	18	LC34-DPT0483-018.0-20160216	20160216	--	3.6 U	100	3.2 U	5.6 U	4.4 U	810
LC34-DPT0483	25	LC34-DPT0483-025.0-20160216	20160216	--	3.6 U	4 U	3.2 U	5.6 U	4.4 U	820
LC34-DPT0483	32	LC34-DPT0483-032.0-20160216	20160216	--	0.9 U	32	0.8 U	1.4 U	1.1 U	0.65 U
LC34-DPT0483	38	LC34-DPT0483-038.0-20160216	20160216	--	0.18 U	0.2 U	0.16 U	0.28 U	0.22 U	0.13 U
LC34-DPT0484	8	LC34-DPT0484-008.0-20160216	20160216	--	0.9 U	1 U	0.8 U	1.4 U	1.1 U	2.9 J
LC34-DPT0484	13	LC34-DPT0484-013.0-20160216	20160216	--	0.9 U	1 U	0.8 U	1.4 U	1.1 U	55
LC34-DPT0484	18	LC34-DPT0484-018.0-20160216	20160216	--	0.9 U	56	0.8 U	1.4 U	1.1 U	250
LC34-DPT0484	25	LC34-DPT0484-025.0-20160216	20160216	--	0.9 U	800	0.8 U	1.4 U	1.1 U	280
LC34-DPT0484	32	LC34-DPT0484-032.0-20160216	20160216	--	0.9 U	64	0.8 U	1.4 U	1.1 U	11
LC34-DPT0484	38	LC34-DPT0484-038.0-20160216	20160216	--	0.18 U	130	0.16 U	0.28 U	0.22 U	0.13 U
LC34-DPT0518	8	LC34-DPT0518-008.0-20160627	20160627	1 U	1 U	1 U	--	1 U	1 U	1 U
LC34-DPT0519	8	LC34-DPT0519-008.0-20160627	20160627	1 U	1 U	1 U	--	1 U	1 U	1 U
LC34-DPT0520	8	LC34-DPT0520-008.0-20160627	20160627	1 U	1 U	4	--	1 U	1 U	3
LC34-DPT0521	13	LC34-DPT0521-013.0-20160627	20160627	1 U	1 U	5	--	1 U	1 U	1
LC34-DPT0522	13	LC34-DPT0522-013.0-20160627	20160627	1 U	1 U	5	--	1 U	1 U	1 U
LC34-DPT0523	13	LC34-DPT0523-013.0-20160627	20160627	1 U	1 U	4	--	1 U	1 U	2

Notes:
U indicates concentration is below detection limit.
J indicates concentration is estimated.

DPT RESULTS - DNAPL SOURCE ZONE

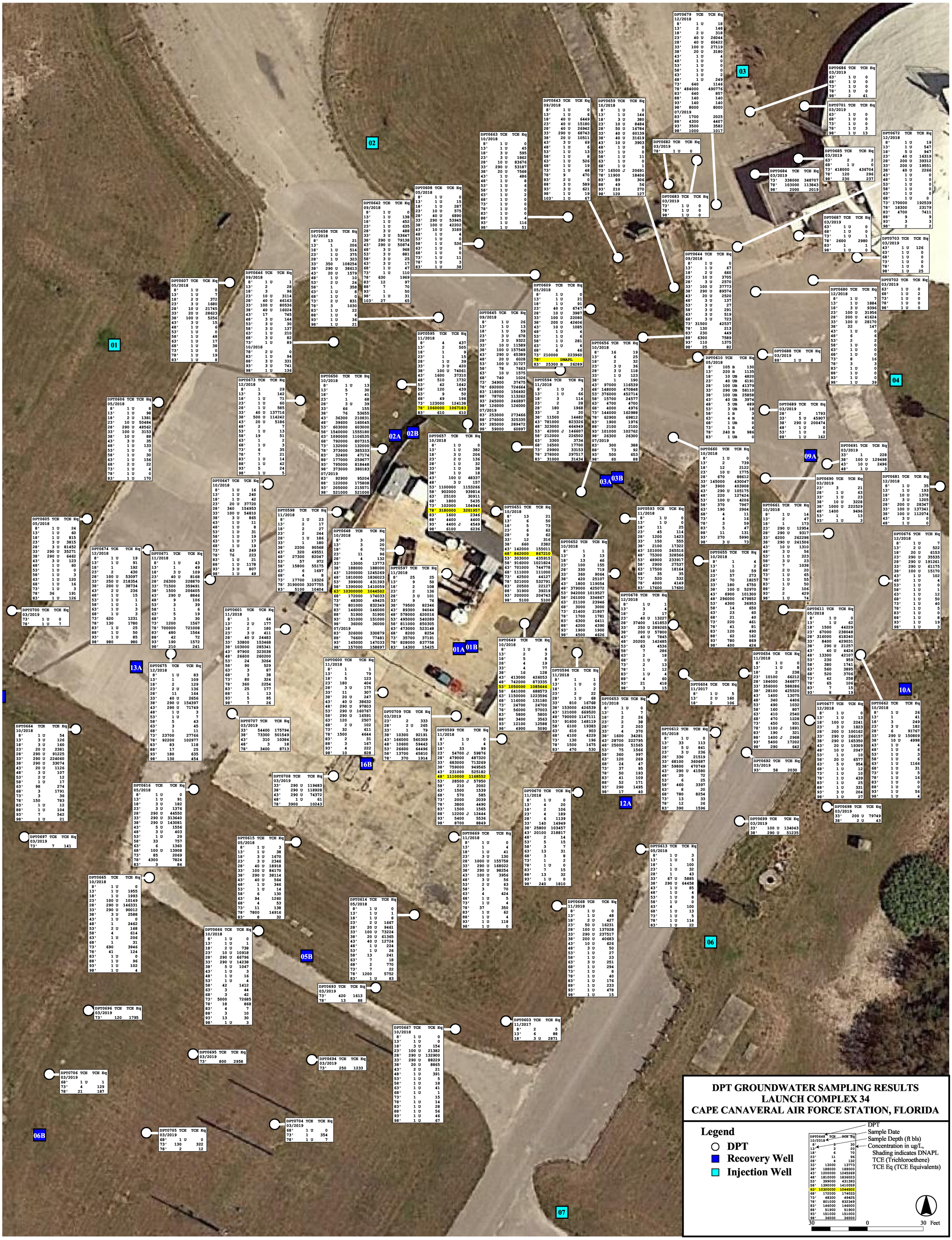

01 02 02A 02B 03 03A 03B 04 05B 06 06B 07 09A 10A 12A 13A 16B 01A 01B

DPT GROUNDWATER SAMPLING RESULTS
LAUNCH COMPLEX 34
CAPE CANAVERAL AIR FORCE STATION, FLORIDA

Legend

- DPT
- Recovery Well
- Injection Well

DPT0648 TCE TCE Eq
10/2018
8' 3 30
13' 3 20
18' 6 70
23' 11 96
28' 4 132
33' 13000 13773
38' 188000 188000
43' 1200000 1245269
48' 1810000 1836023
53' 399000 431393
58' 1390000 1410059
63' 10300000 1044502
68' 172000 174033
73' 48300 49425
78' 801000 832349
83' 146000 146000
88' 51900 51900
93' 151000 151000
98' 36000 36000

DPT
Sample Date
Sample Depth (ft bls)
Concentration in ug/L,
Shading indicates DNAPL
TCE (Trichloroethene)
TCE Eq (TCE Equivalents)

30 0 30 Feet

DPT Results - DNAPL Source Zone
Launch Complex 34, SWMU CC054

Sample_ID	Parameter	CAS	Lab Result	Qualifier	Units
LC34-DPT0593-008.0-20171107	1,1,2-TRICHLOROTRIFLUOROETHANE	76-13-1	1	U	UG/L
LC34-DPT0593-008.0-20171107	1,1-DICHLOROETHENE	75-35-4	1	U	UG/L
LC34-DPT0593-008.0-20171107	CIS-1,2-DICHLOROETHENE	156-59-2	1	U	UG/L
LC34-DPT0593-008.0-20171107	TRANS-1,2-DICHLOROETHENE	156-60-5	1	U	UG/L
LC34-DPT0593-008.0-20171107	TRICHLOROETHENE	79-01-6	1	U	UG/L
LC34-DPT0593-008.0-20171107	VINYL CHLORIDE	75-01-4	1	U	UG/L
LC34-DPT0593-008.0-20181105	1,1,2-TRICHLOROTRIFLUOROETHANE	76-13-1	1	U	UG/L
LC34-DPT0593-008.0-20181105	1,1-DICHLOROETHENE	75-35-4	1	U	UG/L
LC34-DPT0593-008.0-20181105	CIS-1,2-DICHLOROETHENE	156-59-2	1	U	UG/L
LC34-DPT0593-008.0-20181105	TRANS-1,2-DICHLOROETHENE	156-60-5	1	U	UG/L
LC34-DPT0593-008.0-20181105	TRICHLOROETHENE	79-01-6	1	U	UG/L
LC34-DPT0593-008.0-20181105	VINYL CHLORIDE	75-01-4	1	U	UG/L
LC34-DPT0593-013.0-20171107	1,1,2-TRICHLOROTRIFLUOROETHANE	76-13-1	1	U	UG/L
LC34-DPT0593-013.0-20171107	1,1-DICHLOROETHENE	75-35-4	1	U	UG/L
LC34-DPT0593-013.0-20171107	CIS-1,2-DICHLOROETHENE	156-59-2	5		UG/L
LC34-DPT0593-013.0-20171107	TRANS-1,2-DICHLOROETHENE	156-60-5	1	U	UG/L
LC34-DPT0593-013.0-20171107	TRICHLOROETHENE	79-01-6	2		UG/L
LC34-DPT0593-013.0-20171107	VINYL CHLORIDE	75-01-4	1	U	UG/L
LC34-DPT0593-013.0-20181105	1,1,2-TRICHLOROTRIFLUOROETHANE	76-13-1	1	U	UG/L
LC34-DPT0593-013.0-20181105	1,1-DICHLOROETHENE	75-35-4	1	U	UG/L
LC34-DPT0593-013.0-20181105	CIS-1,2-DICHLOROETHENE	156-59-2	1	U	UG/L
LC34-DPT0593-013.0-20181105	TRANS-1,2-DICHLOROETHENE	156-60-5	1	U	UG/L
LC34-DPT0593-013.0-20181105	TRICHLOROETHENE	79-01-6	1	U	UG/L
LC34-DPT0593-013.0-20181105	VINYL CHLORIDE	75-01-4	1	U	UG/L
LC34-DPT0593-018.0-20171107	1,1,2-TRICHLOROTRIFLUOROETHANE	76-13-1	1	U	UG/L
LC34-DPT0593-018.0-20171107	1,1-DICHLOROETHENE	75-35-4	1	U	UG/L
LC34-DPT0593-018.0-20171107	CIS-1,2-DICHLOROETHENE	156-59-2	35		UG/L
LC34-DPT0593-018.0-20171107	TRANS-1,2-DICHLOROETHENE	156-60-5	1	U	UG/L
LC34-DPT0593-018.0-20171107	TRICHLOROETHENE	79-01-6	5		UG/L

DPT Results - DNAPL Source Zone
Launch Complex 34, SWMU CC054

Sample_ID	Parameter	CAS	Lab Result	Qualifier	Units
LC34-DPT0593-018.0-20171107	VINYL CHLORIDE	75-01-4	18		UG/L
LC34-DPT0593-018.0-20181105	1,1,2-TRICHLOROTRIFLUOROETHANE	76-13-1	2	U	UG/L
LC34-DPT0593-018.0-20181105	1,1-DICHLOROETHENE	75-35-4	2	U	UG/L
LC34-DPT0593-018.0-20181105	CIS-1,2-DICHLOROETHENE	156-59-2	6		UG/L
LC34-DPT0593-018.0-20181105	TRANS-1,2-DICHLOROETHENE	156-60-5	2	U	UG/L
LC34-DPT0593-018.0-20181105	TRICHLOROETHENE	79-01-6	11		UG/L
LC34-DPT0593-018.0-20181105	VINYL CHLORIDE	75-01-4	3		UG/L
LC34-DPT0593-023.0-20171107	1,1,2-TRICHLOROTRIFLUOROETHANE	76-13-1	1	U	UG/L
LC34-DPT0593-023.0-20171107	1,1-DICHLOROETHENE	75-35-4	1	U	UG/L
LC34-DPT0593-023.0-20171107	CIS-1,2-DICHLOROETHENE	156-59-2	62		UG/L
LC34-DPT0593-023.0-20171107	TRANS-1,2-DICHLOROETHENE	156-60-5	1	U	UG/L
LC34-DPT0593-023.0-20171107	TRICHLOROETHENE	79-01-6	25		UG/L
LC34-DPT0593-023.0-20171107	VINYL CHLORIDE	75-01-4	24		UG/L
LC34-DPT0593-023.0-20181105	1,1,2-TRICHLOROTRIFLUOROETHANE	76-13-1	2	U	UG/L
LC34-DPT0593-023.0-20181105	1,1-DICHLOROETHENE	75-35-4	2	U	UG/L
LC34-DPT0593-023.0-20181105	CIS-1,2-DICHLOROETHENE	156-59-2	26		UG/L
LC34-DPT0593-023.0-20181105	TRANS-1,2-DICHLOROETHENE	156-60-5	2	U	UG/L
LC34-DPT0593-023.0-20181105	TRICHLOROETHENE	79-01-6	45		UG/L
LC34-DPT0593-023.0-20181105	VINYL CHLORIDE	75-01-4	16		UG/L
LC34-DPT0593-028.0-20171107	1,1,2-TRICHLOROTRIFLUOROETHANE	76-13-1	2	U	UG/L
LC34-DPT0593-028.0-20171107	1,1-DICHLOROETHENE	75-35-4	2	U	UG/L
LC34-DPT0593-028.0-20171107	CIS-1,2-DICHLOROETHENE	156-59-2	62		UG/L
LC34-DPT0593-028.0-20171107	TRANS-1,2-DICHLOROETHENE	156-60-5	2	U	UG/L
LC34-DPT0593-028.0-20171107	TRICHLOROETHENE	79-01-6	54		UG/L
LC34-DPT0593-028.0-20171107	VINYL CHLORIDE	75-01-4	21		UG/L
LC34-DPT0593-028.0-20181105	1,1,2-TRICHLOROTRIFLUOROETHANE	76-13-1	3	U	UG/L
LC34-DPT0593-028.0-20181105	1,1-DICHLOROETHENE	75-35-4	3	U	UG/L
LC34-DPT0593-028.0-20181105	CIS-1,2-DICHLOROETHENE	156-59-2	67		UG/L
LC34-DPT0593-028.0-20181105	TRANS-1,2-DICHLOROETHENE	156-60-5	3	U	UG/L

DPT Results - DNAPL Source Zone
Launch Complex 34, SWMU CC054

Sample_ID	Parameter	CAS	Lab Result	Qualifier	Units
LC34-DPT0593-028.0-20181105	TRICHLOROETHENE	79-01-6	1200		UG/L
LC34-DPT0593-028.0-20181105	VINYL CHLORIDE	75-01-4	63		UG/L
LC34-DPT0593-033.0-20171107	1,1,2-TRICHLOROTRIFLUOROETHANE	76-13-1	3	U	UG/L
LC34-DPT0593-033.0-20171107	1,1-DICHLOROETHENE	75-35-4	3	U	UG/L
LC34-DPT0593-033.0-20171107	CIS-1,2-DICHLOROETHENE	156-59-2	460		UG/L
LC34-DPT0593-033.0-20171107	TRANS-1,2-DICHLOROETHENE	156-60-5	14		UG/L
LC34-DPT0593-033.0-20171107	TRICHLOROETHENE	79-01-6	59		UG/L
LC34-DPT0593-033.0-20171107	VINYL CHLORIDE	75-01-4	180		UG/L
LC34-DPT0593-033.0-20181105	1,1,2-TRICHLOROTRIFLUOROETHANE	76-13-1	10	U	UG/L
LC34-DPT0593-033.0-20181105	1,1-DICHLOROETHENE	75-35-4	10	U	UG/L
LC34-DPT0593-033.0-20181105	CIS-1,2-DICHLOROETHENE	156-59-2	97		UG/L
LC34-DPT0593-033.0-20181105	TRANS-1,2-DICHLOROETHENE	156-60-5	10	U	UG/L
LC34-DPT0593-033.0-20181105	TRICHLOROETHENE	79-01-6	150		UG/L
LC34-DPT0593-033.0-20181105	VINYL CHLORIDE	75-01-4	130		UG/L
LC34-DPT0593-038.0-20171107	1,1,2-TRICHLOROTRIFLUOROETHANE	76-13-1	10	U	UG/L
LC34-DPT0593-038.0-20171107	1,1-DICHLOROETHENE	75-35-4	10	U	UG/L
LC34-DPT0593-038.0-20171107	CIS-1,2-DICHLOROETHENE	156-59-2	4100		UG/L
LC34-DPT0593-038.0-20171107	TRANS-1,2-DICHLOROETHENE	156-60-5	110		UG/L
LC34-DPT0593-038.0-20171107	TRICHLOROETHENE	79-01-6	2400		UG/L
LC34-DPT0593-038.0-20171107	VINYL CHLORIDE	75-01-4	2000		UG/L
LC34-DPT0593-038.0-20181105	1,1,2-TRICHLOROTRIFLUOROETHANE	76-13-1	10	U	UG/L
LC34-DPT0593-038.0-20181105	1,1-DICHLOROETHENE	75-35-4	10	U	UG/L
LC34-DPT0593-038.0-20181105	CIS-1,2-DICHLOROETHENE	156-59-2	2200		UG/L
LC34-DPT0593-038.0-20181105	TRANS-1,2-DICHLOROETHENE	156-60-5	190		UG/L
LC34-DPT0593-038.0-20181105	TRICHLOROETHENE	79-01-6	2100		UG/L
LC34-DPT0593-038.0-20181105	VINYL CHLORIDE	75-01-4	5700		UG/L
LC34-DPT0593-043.0-20171107	1,1,2-TRICHLOROTRIFLUOROETHANE	76-13-1	40	U	UG/L
LC34-DPT0593-043.0-20171107	1,1-DICHLOROETHENE	75-35-4	72		UG/L
LC34-DPT0593-043.0-20171107	CIS-1,2-DICHLOROETHENE	156-59-2	67200		UG/L

DPT Results - DNAPL Source Zone
Launch Complex 34, SWMU CC054

Sample_ID	Parameter	CAS	Lab Result	Qualifier	Units
LC34-DPT0593-043.0-20171107	TRANS-1,2-DICHLOROETHENE	156-60-5	1400		UG/L
LC34-DPT0593-043.0-20171107	TRICHLOROETHENE	79-01-6	216000		UG/L
LC34-DPT0593-043.0-20171107	VINYL CHLORIDE	75-01-4	107000		UG/L
LC34-DPT0593-043.0-20181105	1,1,2-TRICHLOROTRIFLUOROETHANE	76-13-1	200	U	UG/L
LC34-DPT0593-043.0-20181105	1,1-DICHLOROETHENE	75-35-4	200	U	UG/L
LC34-DPT0593-043.0-20181105	CIS-1,2-DICHLOROETHENE	156-59-2	14600		UG/L
LC34-DPT0593-043.0-20181105	TRANS-1,2-DICHLOROETHENE	156-60-5	690		UG/L
LC34-DPT0593-043.0-20181105	TRICHLOROETHENE	79-01-6	101000	J	UG/L
LC34-DPT0593-043.0-20181105	VINYL CHLORIDE	75-01-4	68400	J	UG/L
LC34-DPT0593-048.0-20171107	1,1,2-TRICHLOROTRIFLUOROETHANE	76-13-1	1000	U	UG/L
LC34-DPT0593-048.0-20171107	1,1-DICHLOROETHENE	75-35-4	1000	U	UG/L
LC34-DPT0593-048.0-20171107	CIS-1,2-DICHLOROETHENE	156-59-2	174000		UG/L
LC34-DPT0593-048.0-20171107	TRANS-1,2-DICHLOROETHENE	156-60-5	1900		UG/L
LC34-DPT0593-048.0-20171107	TRICHLOROETHENE	79-01-6	539000		UG/L
LC34-DPT0593-048.0-20171107	VINYL CHLORIDE	75-01-4	5400		UG/L
LC34-DPT0593-048.0-20181105	1,1,2-TRICHLOROTRIFLUOROETHANE	76-13-1	290	U	UG/L
LC34-DPT0593-048.0-20181105	1,1-DICHLOROETHENE	75-35-4	310		UG/L
LC34-DPT0593-048.0-20181105	CIS-1,2-DICHLOROETHENE	156-59-2	180000		UG/L
LC34-DPT0593-048.0-20181105	TRANS-1,2-DICHLOROETHENE	156-60-5	5000		UG/L
LC34-DPT0593-048.0-20181105	TRICHLOROETHENE	79-01-6	75300		UG/L
LC34-DPT0593-048.0-20181105	VINYL CHLORIDE	75-01-4	1000		UG/L
LC34-DPT0593-053.0-20171107	1,1,2-TRICHLOROTRIFLUOROETHANE	76-13-1	2000	U	UG/L
LC34-DPT0593-053.0-20171107	1,1-DICHLOROETHENE	75-35-4	2000	U	UG/L
LC34-DPT0593-053.0-20171107	CIS-1,2-DICHLOROETHENE	156-59-2	165000		UG/L
LC34-DPT0593-053.0-20171107	TRANS-1,2-DICHLOROETHENE	156-60-5	2000	U	UG/L
LC34-DPT0593-053.0-20171107	TRICHLOROETHENE	79-01-6	479000		UG/L
LC34-DPT0593-053.0-20171107	VINYL CHLORIDE	75-01-4	4100		UG/L
LC34-DPT0593-053.0-20181105	1,1,2-TRICHLOROTRIFLUOROETHANE	76-13-1	290	U	UG/L
LC34-DPT0593-053.0-20181105	1,1-DICHLOROETHENE	75-35-4	290	U	UG/L

DPT Results - DNAPL Source Zone
Launch Complex 34, SWMU CC054

Sample_ID	Parameter	CAS	Lab Result	Qualifier	Units
LC34-DPT0593-053.0-20181105	CIS-1,2-DICHLOROETHENE	156-59-2	132000		UG/L
LC34-DPT0593-053.0-20181105	TRANS-1,2-DICHLOROETHENE	156-60-5	3700		UG/L
LC34-DPT0593-053.0-20181105	TRICHLOROETHENE	79-01-6	48900		UG/L
LC34-DPT0593-053.0-20181105	VINYL CHLORIDE	75-01-4	520		UG/L
LC34-DPT0593-058.0-20171107	1,1,2-TRICHLOROTRIFLUOROETHANE	76-13-1	2000	U	UG/L
LC34-DPT0593-058.0-20171107	1,1-DICHLOROETHENE	75-35-4	2000	U	UG/L
LC34-DPT0593-058.0-20171107	CIS-1,2-DICHLOROETHENE	156-59-2	26800		UG/L
LC34-DPT0593-058.0-20171107	TRANS-1,2-DICHLOROETHENE	156-60-5	2000	U	UG/L
LC34-DPT0593-058.0-20171107	TRICHLOROETHENE	79-01-6	125000		UG/L
LC34-DPT0593-058.0-20171107	VINYL CHLORIDE	75-01-4	2000	U	UG/L
LC34-DPT0593-058.0-20181105	1,1,2-TRICHLOROTRIFLUOROETHANE	76-13-1	200	U	UG/L
LC34-DPT0593-058.0-20181105	1,1-DICHLOROETHENE	75-35-4	200	U	UG/L
LC34-DPT0593-058.0-20181105	CIS-1,2-DICHLOROETHENE	156-59-2	17100		UG/L
LC34-DPT0593-058.0-20181105	TRANS-1,2-DICHLOROETHENE	156-60-5	410		UG/L
LC34-DPT0593-058.0-20181105	TRICHLOROETHENE	79-01-6	2900		UG/L
LC34-DPT0593-058.0-20181105	VINYL CHLORIDE	75-01-4	430		UG/L
LC34-DPT0593-063.0-20171107	1,1,2-TRICHLOROTRIFLUOROETHANE	76-13-1	20	U	UG/L
LC34-DPT0593-063.0-20171107	1,1-DICHLOROETHENE	75-35-4	20	U	UG/L
LC34-DPT0593-063.0-20171107	CIS-1,2-DICHLOROETHENE	156-59-2	28		UG/L
LC34-DPT0593-063.0-20171107	TRANS-1,2-DICHLOROETHENE	156-60-5	20	U	UG/L
LC34-DPT0593-063.0-20171107	TRICHLOROETHENE	79-01-6	1600		UG/L
LC34-DPT0593-063.0-20171107	VINYL CHLORIDE	75-01-4	20	U	UG/L
LC34-DPT0593-063.0-20181106	1,1,2-TRICHLOROTRIFLUOROETHANE	76-13-1	100	U	UG/L
LC34-DPT0593-063.0-20181106	1,1-DICHLOROETHENE	75-35-4	100	U	UG/L
LC34-DPT0593-063.0-20181106	CIS-1,2-DICHLOROETHENE	156-59-2	490		UG/L
LC34-DPT0593-063.0-20181106	TRANS-1,2-DICHLOROETHENE	156-60-5	100	U	UG/L
LC34-DPT0593-063.0-20181106	TRICHLOROETHENE	79-01-6	17500		UG/L
LC34-DPT0593-063.0-20181106	VINYL CHLORIDE	75-01-4	100	U	UG/L
LC34-DPT0593-068.0-20171107	1,1,2-TRICHLOROTRIFLUOROETHANE	76-13-1	10	U	UG/L

DPT Results - DNAPL Source Zone
Launch Complex 34, SWMU CC054

Sample_ID	Parameter	CAS	Lab Result	Qualifier	Units
LC34-DPT0593-068.0-20171107	1,1-DICHLOROETHENE	75-35-4	10	U	UG/L
LC34-DPT0593-068.0-20171107	CIS-1,2-DICHLOROETHENE	156-59-2	23		UG/L
LC34-DPT0593-068.0-20171107	TRANS-1,2-DICHLOROETHENE	156-60-5	10	U	UG/L
LC34-DPT0593-068.0-20171107	TRICHLOROETHENE	79-01-6	1600		UG/L
LC34-DPT0593-068.0-20171107	VINYL CHLORIDE	75-01-4	10	U	UG/L
LC34-DPT0593-068.0-20181106	1,1,2-TRICHLOROTRIFLUOROETHANE	76-13-1	10	U	UG/L
LC34-DPT0593-068.0-20181106	1,1-DICHLOROETHENE	75-35-4	10	U	UG/L
LC34-DPT0593-068.0-20181106	CIS-1,2-DICHLOROETHENE	156-59-2	10	U	UG/L
LC34-DPT0593-068.0-20181106	TRANS-1,2-DICHLOROETHENE	156-60-5	10	U	UG/L
LC34-DPT0593-068.0-20181106	TRICHLOROETHENE	79-01-6	35		UG/L
LC34-DPT0593-068.0-20181106	VINYL CHLORIDE	75-01-4	10	U	UG/L
LC34-DPT0593-073.0-20171107	1,1,2-TRICHLOROTRIFLUOROETHANE	76-13-1	2	U	UG/L
LC34-DPT0593-073.0-20171107	1,1-DICHLOROETHENE	75-35-4	2	U	UG/L
LC34-DPT0593-073.0-20171107	CIS-1,2-DICHLOROETHENE	156-59-2	49		UG/L
LC34-DPT0593-073.0-20171107	TRANS-1,2-DICHLOROETHENE	156-60-5	2	U	UG/L
LC34-DPT0593-073.0-20171107	TRICHLOROETHENE	79-01-6	3800		UG/L
LC34-DPT0593-073.0-20171107	VINYL CHLORIDE	75-01-4	6		UG/L
LC34-DPT0593-073.0-20181106	1,1,2-TRICHLOROTRIFLUOROETHANE	76-13-1	1	U	UG/L
LC34-DPT0593-073.0-20181106	1,1-DICHLOROETHENE	75-35-4	1	U	UG/L
LC34-DPT0593-073.0-20181106	CIS-1,2-DICHLOROETHENE	156-59-2	6		UG/L
LC34-DPT0593-073.0-20181106	TRANS-1,2-DICHLOROETHENE	156-60-5	1	U	UG/L
LC34-DPT0593-073.0-20181106	TRICHLOROETHENE	79-01-6	520		UG/L
LC34-DPT0593-073.0-20181106	VINYL CHLORIDE	75-01-4	2		UG/L
LC34-DPT0593-078.0-20171107	1,1,2-TRICHLOROTRIFLUOROETHANE	76-13-1	10	U	UG/L
LC34-DPT0593-078.0-20171107	1,1-DICHLOROETHENE	75-35-4	10	U	UG/L
LC34-DPT0593-078.0-20171107	CIS-1,2-DICHLOROETHENE	156-59-2	79		UG/L
LC34-DPT0593-078.0-20171107	TRANS-1,2-DICHLOROETHENE	156-60-5	31		UG/L
LC34-DPT0593-078.0-20171107	TRICHLOROETHENE	79-01-6	2400		UG/L
LC34-DPT0593-078.0-20171107	VINYL CHLORIDE	75-01-4	10	U	UG/L

DPT Results - DNAPL Source Zone
Launch Complex 34, SWMU CC054

Sample_ID	Parameter	CAS	Lab Result	Qualifier	Units
LC34-DPT0593-078.0-20181106	1,1,2-TRICHLOROTRIFLUOROETHANE	76-13-1	20	U	UG/L
LC34-DPT0593-078.0-20181106	1,1-DICHLOROETHENE	75-35-4	20	U	UG/L
LC34-DPT0593-078.0-20181106	CIS-1,2-DICHLOROETHENE	156-59-2	110		UG/L
LC34-DPT0593-078.0-20181106	TRANS-1,2-DICHLOROETHENE	156-60-5	20	U	UG/L
LC34-DPT0593-078.0-20181106	TRICHLOROETHENE	79-01-6	4000		UG/L
LC34-DPT0593-078.0-20181106	VINYL CHLORIDE	75-01-4	20	U	UG/L
LC34-DPT0593-083.0-20171107	1,1,2-TRICHLOROTRIFLUOROETHANE	76-13-1	10	U	UG/L
LC34-DPT0593-083.0-20171107	1,1-DICHLOROETHENE	75-35-4	10	U	UG/L
LC34-DPT0593-083.0-20171107	CIS-1,2-DICHLOROETHENE	156-59-2	100		UG/L
LC34-DPT0593-083.0-20171107	TRANS-1,2-DICHLOROETHENE	156-60-5	10	U	UG/L
LC34-DPT0593-083.0-20171107	TRICHLOROETHENE	79-01-6	4400		UG/L
LC34-DPT0593-083.0-20171107	VINYL CHLORIDE	75-01-4	10	U	UG/L
LC34-DPT0593-083.0-20181106	1,1,2-TRICHLOROTRIFLUOROETHANE	76-13-1	290	U	UG/L
LC34-DPT0593-083.0-20181106	1,1-DICHLOROETHENE	75-35-4	290	U	UG/L
LC34-DPT0593-083.0-20181106	CIS-1,2-DICHLOROETHENE	156-59-2	290	U	UG/L
LC34-DPT0593-083.0-20181106	TRANS-1,2-DICHLOROETHENE	156-60-5	290	U	UG/L
LC34-DPT0593-083.0-20181106	TRICHLOROETHENE	79-01-6	17600		UG/L
LC34-DPT0593-083.0-20181106	VINYL CHLORIDE	75-01-4	290	U	UG/L
LC34-DPT0594-008.0-20171107	1,1,2-TRICHLOROTRIFLUOROETHANE	76-13-1	1	U	UG/L
LC34-DPT0594-008.0-20171107	1,1-DICHLOROETHENE	75-35-4	1	U	UG/L
LC34-DPT0594-008.0-20171107	CIS-1,2-DICHLOROETHENE	156-59-2	7		UG/L
LC34-DPT0594-008.0-20171107	TRANS-1,2-DICHLOROETHENE	156-60-5	1	U	UG/L
LC34-DPT0594-008.0-20171107	TRICHLOROETHENE	79-01-6	24		UG/L
LC34-DPT0594-008.0-20171107	VINYL CHLORIDE	75-01-4	13		UG/L
LC34-DPT0594-008.0-20181106	1,1,2-TRICHLOROTRIFLUOROETHANE	76-13-1	1	U	UG/L
LC34-DPT0594-008.0-20181106	1,1-DICHLOROETHENE	75-35-4	1	U	UG/L
LC34-DPT0594-008.0-20181106	CIS-1,2-DICHLOROETHENE	156-59-2	2		UG/L
LC34-DPT0594-008.0-20181106	TRANS-1,2-DICHLOROETHENE	156-60-5	1	U	UG/L
LC34-DPT0594-008.0-20181106	TRICHLOROETHENE	79-01-6	1	U	UG/L

DPT Results - DNAPL Source Zone
Launch Complex 34, SWMU CC054

Sample_ID	Parameter	CAS	Lab Result	Qualifier	Units
LC34-DPT0594-008.0-20181106	VINYL CHLORIDE	75-01-4	1	U	UG/L
LC34-DPT0594-013.0-20171107	1,1,2-TRICHLOROTRIFLUOROETHANE	76-13-1	1	U	UG/L
LC34-DPT0594-013.0-20171107	1,1-DICHLOROETHENE	75-35-4	1	U	UG/L
LC34-DPT0594-013.0-20171107	CIS-1,2-DICHLOROETHENE	156-59-2	27		UG/L
LC34-DPT0594-013.0-20171107	TRANS-1,2-DICHLOROETHENE	156-60-5	1	U	UG/L
LC34-DPT0594-013.0-20171107	TRICHLOROETHENE	79-01-6	11		UG/L
LC34-DPT0594-013.0-20171107	VINYL CHLORIDE	75-01-4	110		UG/L
LC34-DPT0594-013.0-20181106	1,1,2-TRICHLOROTRIFLUOROETHANE	76-13-1	1	U	UG/L
LC34-DPT0594-013.0-20181106	1,1-DICHLOROETHENE	75-35-4	1	U	UG/L
LC34-DPT0594-013.0-20181106	CIS-1,2-DICHLOROETHENE	156-59-2	4		UG/L
LC34-DPT0594-013.0-20181106	TRANS-1,2-DICHLOROETHENE	156-60-5	1	U	UG/L
LC34-DPT0594-013.0-20181106	TRICHLOROETHENE	79-01-6	1	U	UG/L
LC34-DPT0594-013.0-20181106	VINYL CHLORIDE	75-01-4	29		UG/L
LC34-DPT0594-018.0-20171107	1,1,2-TRICHLOROTRIFLUOROETHANE	76-13-1	1	U	UG/L
LC34-DPT0594-018.0-20171107	1,1-DICHLOROETHENE	75-35-4	1	U	UG/L
LC34-DPT0594-018.0-20171107	CIS-1,2-DICHLOROETHENE	156-59-2	38		UG/L
LC34-DPT0594-018.0-20171107	TRANS-1,2-DICHLOROETHENE	156-60-5	1	U	UG/L
LC34-DPT0594-018.0-20171107	TRICHLOROETHENE	79-01-6	8		UG/L
LC34-DPT0594-018.0-20171107	VINYL CHLORIDE	75-01-4	200		UG/L
LC34-DPT0594-018.0-20181106	1,1,2-TRICHLOROTRIFLUOROETHANE	76-13-1	2	U	UG/L
LC34-DPT0594-018.0-20181106	1,1-DICHLOROETHENE	75-35-4	2	U	UG/L
LC34-DPT0594-018.0-20181106	CIS-1,2-DICHLOROETHENE	156-59-2	6		UG/L
LC34-DPT0594-018.0-20181106	TRANS-1,2-DICHLOROETHENE	156-60-5	2	U	UG/L
LC34-DPT0594-018.0-20181106	TRICHLOROETHENE	79-01-6	3		UG/L
LC34-DPT0594-018.0-20181106	VINYL CHLORIDE	75-01-4	49		UG/L
LC34-DPT0594-023.0-20171107	1,1,2-TRICHLOROTRIFLUOROETHANE	76-13-1	1	U	UG/L
LC34-DPT0594-023.0-20171107	1,1-DICHLOROETHENE	75-35-4	1	U	UG/L
LC34-DPT0594-023.0-20171107	CIS-1,2-DICHLOROETHENE	156-59-2	52		UG/L
LC34-DPT0594-023.0-20171107	TRANS-1,2-DICHLOROETHENE	156-60-5	1	U	UG/L

DPT Results - DNAPL Source Zone
Launch Complex 34, SWMU CC054

Sample_ID	Parameter	CAS	Lab Result	Qualifier	Units
LC34-DPT0594-023.0-20171107	TRICHLOROETHENE	79-01-6	6		UG/L
LC34-DPT0594-023.0-20171107	VINYL CHLORIDE	75-01-4	240		UG/L
LC34-DPT0594-023.0-20181106	1,1,2-TRICHLOROTRIFLUOROETHANE	76-13-1	1	U	UG/L
LC34-DPT0594-023.0-20181106	1,1-DICHLOROETHENE	75-35-4	1	U	UG/L
LC34-DPT0594-023.0-20181106	CIS-1,2-DICHLOROETHENE	156-59-2	2		UG/L
LC34-DPT0594-023.0-20181106	TRANS-1,2-DICHLOROETHENE	156-60-5	1	U	UG/L
LC34-DPT0594-023.0-20181106	TRICHLOROETHENE	79-01-6	2		UG/L
LC34-DPT0594-023.0-20181106	VINYL CHLORIDE	75-01-4	11		UG/L
LC34-DPT0594-028.0-20171107	1,1,2-TRICHLOROTRIFLUOROETHANE	76-13-1	2	U	UG/L
LC34-DPT0594-028.0-20171107	1,1-DICHLOROETHENE	75-35-4	2	U	UG/L
LC34-DPT0594-028.0-20171107	CIS-1,2-DICHLOROETHENE	156-59-2	2		UG/L
LC34-DPT0594-028.0-20171107	TRANS-1,2-DICHLOROETHENE	156-60-5	7		UG/L
LC34-DPT0594-028.0-20171107	TRICHLOROETHENE	79-01-6	25		UG/L
LC34-DPT0594-028.0-20171107	VINYL CHLORIDE	75-01-4	3		UG/L
LC34-DPT0594-028.0-20181106	1,1,2-TRICHLOROTRIFLUOROETHANE	76-13-1	1	U	UG/L
LC34-DPT0594-028.0-20181106	1,1-DICHLOROETHENE	75-35-4	1	U	UG/L
LC34-DPT0594-028.0-20181106	CIS-1,2-DICHLOROETHENE	156-59-2	2		UG/L
LC34-DPT0594-028.0-20181106	TRANS-1,2-DICHLOROETHENE	156-60-5	5		UG/L
LC34-DPT0594-028.0-20181106	TRICHLOROETHENE	79-01-6	180		UG/L
LC34-DPT0594-028.0-20181106	VINYL CHLORIDE	75-01-4	3		UG/L
LC34-DPT0594-033.0-20171107	1,1,2-TRICHLOROTRIFLUOROETHANE	76-13-1	10	U	UG/L
LC34-DPT0594-033.0-20171107	1,1-DICHLOROETHENE	75-35-4	11		UG/L
LC34-DPT0594-033.0-20171107	CIS-1,2-DICHLOROETHENE	156-59-2	3100		UG/L
LC34-DPT0594-033.0-20171107	TRANS-1,2-DICHLOROETHENE	156-60-5	700		UG/L
LC34-DPT0594-033.0-20171107	TRICHLOROETHENE	79-01-6	12500		UG/L
LC34-DPT0594-033.0-20171107	VINYL CHLORIDE	75-01-4	160		UG/L
LC34-DPT0594-033.0-20181106	1,1,2-TRICHLOROTRIFLUOROETHANE	76-13-1	1	U	UG/L
LC34-DPT0594-033.0-20181106	1,1-DICHLOROETHENE	75-35-4	1	U	UG/L
LC34-DPT0594-033.0-20181106	CIS-1,2-DICHLOROETHENE	156-59-2	2		UG/L

DPT Results - DNAPL Source Zone
Launch Complex 34, SWMU CC054

Sample_ID	Parameter	CAS	Lab Result	Qualifier	Units
LC34-DPT0594-033.0-20181106	TRANS-1,2-DICHLOROETHENE	156-60-5	8		UG/L
LC34-DPT0594-033.0-20181106	TRICHLOROETHENE	79-01-6	2		UG/L
LC34-DPT0594-033.0-20181106	VINYL CHLORIDE	75-01-4	2		UG/L
LC34-DPT0594-038.0-20171107	1,1,2-TRICHLOROTRIFLUOROETHANE	76-13-1	1000	U	UG/L
LC34-DPT0594-038.0-20171107	1,1-DICHLOROETHENE	75-35-4	1000	U	UG/L
LC34-DPT0594-038.0-20171107	CIS-1,2-DICHLOROETHENE	156-59-2	8200		UG/L
LC34-DPT0594-038.0-20171107	TRANS-1,2-DICHLOROETHENE	156-60-5	1000	U	UG/L
LC34-DPT0594-038.0-20171107	TRICHLOROETHENE	79-01-6	610000		UG/L
LC34-DPT0594-038.0-20171107	VINYL CHLORIDE	75-01-4	1000	U	UG/L
LC34-DPT0594-038.0-20181106	1,1,2-TRICHLOROTRIFLUOROETHANE	76-13-1	200	U	UG/L
LC34-DPT0594-038.0-20181106	1,1-DICHLOROETHENE	75-35-4	200	U	UG/L
LC34-DPT0594-038.0-20181106	CIS-1,2-DICHLOROETHENE	156-59-2	2200		UG/L
LC34-DPT0594-038.0-20181106	TRANS-1,2-DICHLOROETHENE	156-60-5	200	U	UG/L
LC34-DPT0594-038.0-20181106	TRICHLOROETHENE	79-01-6	11500		UG/L
LC34-DPT0594-038.0-20181106	VINYL CHLORIDE	75-01-4	200	U	UG/L
LC34-DPT0594-043.0-20171107	1,1,2-TRICHLOROTRIFLUOROETHANE	76-13-1	2500	U	UG/L
LC34-DPT0594-043.0-20171107	1,1-DICHLOROETHENE	75-35-4	2500	U	UG/L
LC34-DPT0594-043.0-20171107	CIS-1,2-DICHLOROETHENE	156-59-2	134000		UG/L
LC34-DPT0594-043.0-20171107	TRANS-1,2-DICHLOROETHENE	156-60-5	2500	U	UG/L
LC34-DPT0594-043.0-20171107	TRICHLOROETHENE	79-01-6	836000		UG/L
LC34-DPT0594-043.0-20171107	VINYL CHLORIDE	75-01-4	2500	U	UG/L
LC34-DPT0594-043.0-20181106	1,1,2-TRICHLOROTRIFLUOROETHANE	76-13-1	440		UG/L
LC34-DPT0594-043.0-20181106	1,1-DICHLOROETHENE	75-35-4	290	U	UG/L
LC34-DPT0594-043.0-20181106	CIS-1,2-DICHLOROETHENE	156-59-2	30200		UG/L
LC34-DPT0594-043.0-20181106	TRANS-1,2-DICHLOROETHENE	156-60-5	470		UG/L
LC34-DPT0594-043.0-20181106	TRICHLOROETHENE	79-01-6	781000		UG/L
LC34-DPT0594-043.0-20181106	VINYL CHLORIDE	75-01-4	360		UG/L
LC34-DPT0594-048.0-20171107	1,1,2-TRICHLOROTRIFLUOROETHANE	76-13-1	3300	U	UG/L
LC34-DPT0594-048.0-20171107	1,1-DICHLOROETHENE	75-35-4	3300	U	UG/L

DPT Results - DNAPL Source Zone
Launch Complex 34, SWMU CC054

Sample_ID	Parameter	CAS	Lab Result	Qualifier	Units
LC34-DPT0594-048.0-20171107	CIS-1,2-DICHLOROETHENE	156-59-2	43400		UG/L
LC34-DPT0594-048.0-20171107	TRANS-1,2-DICHLOROETHENE	156-60-5	3300	U	UG/L
LC34-DPT0594-048.0-20171107	TRICHLOROETHENE	79-01-6	754000		UG/L
LC34-DPT0594-048.0-20171107	VINYL CHLORIDE	75-01-4	3300	U	UG/L
LC34-DPT0594-048.0-20181106	1,1,2-TRICHLOROTRIFLUOROETHANE	76-13-1	680		UG/L
LC34-DPT0594-048.0-20181106	1,1-DICHLOROETHENE	75-35-4	500	U	UG/L
LC34-DPT0594-048.0-20181106	CIS-1,2-DICHLOROETHENE	156-59-2	87300		UG/L
LC34-DPT0594-048.0-20181106	TRANS-1,2-DICHLOROETHENE	156-60-5	1300		UG/L
LC34-DPT0594-048.0-20181106	TRICHLOROETHENE	79-01-6	323000	J	UG/L
LC34-DPT0594-048.0-20181106	VINYL CHLORIDE	75-01-4	10400		UG/L
LC34-DPT0594-053.0-20171108	1,1,2-TRICHLOROTRIFLUOROETHANE	76-13-1	3300	U	UG/L
LC34-DPT0594-053.0-20171108	1,1-DICHLOROETHENE	75-35-4	3300	U	UG/L
LC34-DPT0594-053.0-20171108	CIS-1,2-DICHLOROETHENE	156-59-2	34000		UG/L
LC34-DPT0594-053.0-20171108	TRANS-1,2-DICHLOROETHENE	156-60-5	3300	U	UG/L
LC34-DPT0594-053.0-20171108	TRICHLOROETHENE	79-01-6	1580000		UG/L
LC34-DPT0594-053.0-20171108	VINYL CHLORIDE	75-01-4	3300	U	UG/L
LC34-DPT0594-053.0-20181106	1,1,2-TRICHLOROTRIFLUOROETHANE	76-13-1	2200		UG/L
LC34-DPT0594-053.0-20181106	1,1-DICHLOROETHENE	75-35-4	290	U	UG/L
LC34-DPT0594-053.0-20181106	CIS-1,2-DICHLOROETHENE	156-59-2	69000		UG/L
LC34-DPT0594-053.0-20181106	TRANS-1,2-DICHLOROETHENE	156-60-5	1200		UG/L
LC34-DPT0594-053.0-20181106	TRICHLOROETHENE	79-01-6	42000	J	UG/L
LC34-DPT0594-053.0-20181106	VINYL CHLORIDE	75-01-4	4500		UG/L
LC34-DPT0594-058.0-20171108	1,1,2-TRICHLOROTRIFLUOROETHANE	76-13-1	5000	U	UG/L
LC34-DPT0594-058.0-20171108	1,1-DICHLOROETHENE	75-35-4	5000	U	UG/L
LC34-DPT0594-058.0-20171108	CIS-1,2-DICHLOROETHENE	156-59-2	43000		UG/L
LC34-DPT0594-058.0-20171108	TRANS-1,2-DICHLOROETHENE	156-60-5	5000	U	UG/L
LC34-DPT0594-058.0-20171108	TRICHLOROETHENE	79-01-6	549000		UG/L
LC34-DPT0594-058.0-20171108	VINYL CHLORIDE	75-01-4	5000	U	UG/L
LC34-DPT0594-058.0-20181106	1,1,2-TRICHLOROTRIFLUOROETHANE	76-13-1	1000	U	UG/L

DPT Results - DNAPL Source Zone
Launch Complex 34, SWMU CC054

Sample_ID	Parameter	CAS	Lab Result	Qualifier	Units
LC34-DPT0594-058.0-20181106	1,1-DICHLOROETHENE	75-35-4	1000	U	UG/L
LC34-DPT0594-058.0-20181106	CIS-1,2-DICHLOROETHENE	156-59-2	10700		UG/L
LC34-DPT0594-058.0-20181106	TRANS-1,2-DICHLOROETHENE	156-60-5	1000	U	UG/L
LC34-DPT0594-058.0-20181106	TRICHLOROETHENE	79-01-6	212000		UG/L
LC34-DPT0594-058.0-20181106	VINYL CHLORIDE	75-01-4	1000	U	UG/L
LC34-DPT0594-063.0-20171108	1,1,2-TRICHLOROTRIFLUOROETHANE	76-13-1	52		UG/L
LC34-DPT0594-063.0-20171108	1,1-DICHLOROETHENE	75-35-4	10	U	UG/L
LC34-DPT0594-063.0-20171108	CIS-1,2-DICHLOROETHENE	156-59-2	180		UG/L
LC34-DPT0594-063.0-20171108	TRANS-1,2-DICHLOROETHENE	156-60-5	10	U	UG/L
LC34-DPT0594-063.0-20171108	TRICHLOROETHENE	79-01-6	28600	J	UG/L
LC34-DPT0594-063.0-20171108	VINYL CHLORIDE	75-01-4	10	U	UG/L
LC34-DPT0594-063.0-20181106	1,1,2-TRICHLOROTRIFLUOROETHANE	76-13-1	200	U	UG/L
LC34-DPT0594-063.0-20181106	1,1-DICHLOROETHENE	75-35-4	200	U	UG/L
LC34-DPT0594-063.0-20181106	CIS-1,2-DICHLOROETHENE	156-59-2	320		UG/L
LC34-DPT0594-063.0-20181106	TRANS-1,2-DICHLOROETHENE	156-60-5	200	U	UG/L
LC34-DPT0594-063.0-20181106	TRICHLOROETHENE	79-01-6	3300		UG/L
LC34-DPT0594-063.0-20181106	VINYL CHLORIDE	75-01-4	200	U	UG/L
LC34-DPT0594-068.0-20171108	1,1,2-TRICHLOROTRIFLUOROETHANE	76-13-1	100	U	UG/L
LC34-DPT0594-068.0-20171108	1,1-DICHLOROETHENE	75-35-4	100	U	UG/L
LC34-DPT0594-068.0-20171108	CIS-1,2-DICHLOROETHENE	156-59-2	1200		UG/L
LC34-DPT0594-068.0-20171108	TRANS-1,2-DICHLOROETHENE	156-60-5	100	U	UG/L
LC34-DPT0594-068.0-20171108	TRICHLOROETHENE	79-01-6	17100		UG/L
LC34-DPT0594-068.0-20171108	VINYL CHLORIDE	75-01-4	100	U	UG/L
LC34-DPT0594-068.0-20181107	1,1,2-TRICHLOROTRIFLUOROETHANE	76-13-1	16		UG/L
LC34-DPT0594-068.0-20181107	1,1-DICHLOROETHENE	75-35-4	6		UG/L
LC34-DPT0594-068.0-20181107	CIS-1,2-DICHLOROETHENE	156-59-2	860		UG/L
LC34-DPT0594-068.0-20181107	TRANS-1,2-DICHLOROETHENE	156-60-5	19		UG/L
LC34-DPT0594-068.0-20181107	TRICHLOROETHENE	79-01-6	16500		UG/L
LC34-DPT0594-068.0-20181107	VINYL CHLORIDE	75-01-4	3	U	UG/L

DPT Results - DNAPL Source Zone
Launch Complex 34, SWMU CC054

Sample_ID	Parameter	CAS	Lab Result	Qualifier	Units
LC34-DPT0594-073.0-20171108	1,1,2-TRICHLOROTRIFLUOROETHANE	76-13-1	190		UG/L
LC34-DPT0594-073.0-20171108	1,1-DICHLOROETHENE	75-35-4	100	U	UG/L
LC34-DPT0594-073.0-20171108	CIS-1,2-DICHLOROETHENE	156-59-2	6600		UG/L
LC34-DPT0594-073.0-20171108	TRANS-1,2-DICHLOROETHENE	156-60-5	150		UG/L
LC34-DPT0594-073.0-20171108	TRICHLOROETHENE	79-01-6	96900		UG/L
LC34-DPT0594-073.0-20171108	VINYL CHLORIDE	75-01-4	100	U	UG/L
LC34-DPT0594-073.0-20181107	1,1,2-TRICHLOROTRIFLUOROETHANE	76-13-1	200	U	UG/L
LC34-DPT0594-073.0-20181107	1,1-DICHLOROETHENE	75-35-4	200	U	UG/L
LC34-DPT0594-073.0-20181107	CIS-1,2-DICHLOROETHENE	156-59-2	2400		UG/L
LC34-DPT0594-073.0-20181107	TRANS-1,2-DICHLOROETHENE	156-60-5	200	U	UG/L
LC34-DPT0594-073.0-20181107	TRICHLOROETHENE	79-01-6	29900		UG/L
LC34-DPT0594-073.0-20181107	VINYL CHLORIDE	75-01-4	200	U	UG/L
LC34-DPT0594-078.0-20171108	1,1,2-TRICHLOROTRIFLUOROETHANE	76-13-1	400	U	UG/L
LC34-DPT0594-078.0-20171108	1,1-DICHLOROETHENE	75-35-4	400	U	UG/L
LC34-DPT0594-078.0-20171108	CIS-1,2-DICHLOROETHENE	156-59-2	26500		UG/L
LC34-DPT0594-078.0-20171108	TRANS-1,2-DICHLOROETHENE	156-60-5	400	U	UG/L
LC34-DPT0594-078.0-20171108	TRICHLOROETHENE	79-01-6	431000		UG/L
LC34-DPT0594-078.0-20171108	VINYL CHLORIDE	75-01-4	400	U	UG/L
LC34-DPT0594-078.0-20181107	1,1,2-TRICHLOROTRIFLUOROETHANE	76-13-1	200	U	UG/L
LC34-DPT0594-078.0-20181107	1,1-DICHLOROETHENE	75-35-4	200	U	UG/L
LC34-DPT0594-078.0-20181107	CIS-1,2-DICHLOROETHENE	156-59-2	14400		UG/L
LC34-DPT0594-078.0-20181107	TRANS-1,2-DICHLOROETHENE	156-60-5	200	U	UG/L
LC34-DPT0594-078.0-20181107	TRICHLOROETHENE	79-01-6	278000	J	UG/L
LC34-DPT0594-078.0-20181107	VINYL CHLORIDE	75-01-4	200	U	UG/L
LC34-DPT0594-083.0-20171108	1,1,2-TRICHLOROTRIFLUOROETHANE	76-13-1	2000	U	UG/L
LC34-DPT0594-083.0-20171108	1,1-DICHLOROETHENE	75-35-4	2000	U	UG/L
LC34-DPT0594-083.0-20171108	CIS-1,2-DICHLOROETHENE	156-59-2	940		UG/L
LC34-DPT0594-083.0-20171108	TRANS-1,2-DICHLOROETHENE	156-60-5	2000	U	UG/L
LC34-DPT0594-083.0-20171108	TRICHLOROETHENE	79-01-6	6300		UG/L

DPT Results - DNAPL Source Zone
Launch Complex 34, SWMU CC054

Sample_ID	Parameter	CAS	Lab Result	Qualifier	Units
LC34-DPT0594-083.0-20171108	VINYL CHLORIDE	75-01-4	2000	U	UG/L
LC34-DPT0594-083.0-20181107	1,1,2-TRICHLOROTRIFLUOROETHANE	76-13-1	100	U	UG/L
LC34-DPT0594-083.0-20181107	1,1-DICHLOROETHENE	75-35-4	100	U	UG/L
LC34-DPT0594-083.0-20181107	CIS-1,2-DICHLOROETHENE	156-59-2	320		UG/L
LC34-DPT0594-083.0-20181107	TRANS-1,2-DICHLOROETHENE	156-60-5	100	U	UG/L
LC34-DPT0594-083.0-20181107	TRICHLOROETHENE	79-01-6	31000		UG/L
LC34-DPT0594-083.0-20181107	VINYL CHLORIDE	75-01-4	100	U	UG/L
LC34-DPT0595-008.0-20171108	1,1,2-TRICHLOROTRIFLUOROETHANE	76-13-1	1	U	UG/L
LC34-DPT0595-008.0-20171108	1,1-DICHLOROETHENE	75-35-4	1	U	UG/L
LC34-DPT0595-008.0-20171108	CIS-1,2-DICHLOROETHENE	156-59-2	14		UG/L
LC34-DPT0595-008.0-20171108	TRANS-1,2-DICHLOROETHENE	156-60-5	1	U	UG/L
LC34-DPT0595-008.0-20171108	TRICHLOROETHENE	79-01-6	130		UG/L
LC34-DPT0595-008.0-20171108	VINYL CHLORIDE	75-01-4	160		UG/L
LC34-DPT0595-008.0-20181107	1,1,2-TRICHLOROTRIFLUOROETHANE	76-13-1	1	U	UG/L
LC34-DPT0595-008.0-20181107	1,1-DICHLOROETHENE	75-35-4	1	U	UG/L
LC34-DPT0595-008.0-20181107	CIS-1,2-DICHLOROETHENE	156-59-2	25		UG/L
LC34-DPT0595-008.0-20181107	TRANS-1,2-DICHLOROETHENE	156-60-5	1	U	UG/L
LC34-DPT0595-008.0-20181107	TRICHLOROETHENE	79-01-6	4		UG/L
LC34-DPT0595-008.0-20181107	VINYL CHLORIDE	75-01-4	190		UG/L
LC34-DPT0595-013.0-20171108	1,1,2-TRICHLOROTRIFLUOROETHANE	76-13-1	5		UG/L
LC34-DPT0595-013.0-20171108	1,1-DICHLOROETHENE	75-35-4	2	U	UG/L
LC34-DPT0595-013.0-20171108	CIS-1,2-DICHLOROETHENE	156-59-2	29		UG/L
LC34-DPT0595-013.0-20171108	TRANS-1,2-DICHLOROETHENE	156-60-5	2	U	UG/L
LC34-DPT0595-013.0-20171108	TRICHLOROETHENE	79-01-6	5400		UG/L
LC34-DPT0595-013.0-20171108	VINYL CHLORIDE	75-01-4	18		UG/L
LC34-DPT0595-013.0-20181107	1,1,2-TRICHLOROTRIFLUOROETHANE	76-13-1	1	U	UG/L
LC34-DPT0595-013.0-20181107	1,1-DICHLOROETHENE	75-35-4	1	U	UG/L
LC34-DPT0595-013.0-20181107	CIS-1,2-DICHLOROETHENE	156-59-2	30		UG/L
LC34-DPT0595-013.0-20181107	TRANS-1,2-DICHLOROETHENE	156-60-5	1	U	UG/L

DPT Results - DNAPL Source Zone
Launch Complex 34, SWMU CC054

Sample_ID	Parameter	CAS	Lab Result	Qualifier	Units
LC34-DPT0595-013.0-20181107	TRICHLOROETHENE	79-01-6	2		UG/L
LC34-DPT0595-013.0-20181107	VINYL CHLORIDE	75-01-4	220		UG/L
LC34-DPT0595-018.0-20171108	1,1,2-TRICHLOROTRIFLUOROETHANE	76-13-1	40	U	UG/L
LC34-DPT0595-018.0-20171108	1,1-DICHLOROETHENE	75-35-4	40	U	UG/L
LC34-DPT0595-018.0-20171108	CIS-1,2-DICHLOROETHENE	156-59-2	40	U	UG/L
LC34-DPT0595-018.0-20171108	TRANS-1,2-DICHLOROETHENE	156-60-5	40	U	UG/L
LC34-DPT0595-018.0-20171108	TRICHLOROETHENE	79-01-6	640		UG/L
LC34-DPT0595-018.0-20171108	VINYL CHLORIDE	75-01-4	72		UG/L
LC34-DPT0595-018.0-20181107	1,1,2-TRICHLOROTRIFLUOROETHANE	76-13-1	1	U	UG/L
LC34-DPT0595-018.0-20181107	1,1-DICHLOROETHENE	75-35-4	1	U	UG/L
LC34-DPT0595-018.0-20181107	CIS-1,2-DICHLOROETHENE	156-59-2	3		UG/L
LC34-DPT0595-018.0-20181107	TRANS-1,2-DICHLOROETHENE	156-60-5	1	U	UG/L
LC34-DPT0595-018.0-20181107	TRICHLOROETHENE	79-01-6	1		UG/L
LC34-DPT0595-018.0-20181107	VINYL CHLORIDE	75-01-4	2		UG/L
LC34-DPT0595-023.0-20171108	1,1,2-TRICHLOROTRIFLUOROETHANE	76-13-1	10	U	UG/L
LC34-DPT0595-023.0-20171108	1,1-DICHLOROETHENE	75-35-4	10	U	UG/L
LC34-DPT0595-023.0-20171108	CIS-1,2-DICHLOROETHENE	156-59-2	10	U	UG/L
LC34-DPT0595-023.0-20171108	TRANS-1,2-DICHLOROETHENE	156-60-5	10	U	UG/L
LC34-DPT0595-023.0-20171108	TRICHLOROETHENE	79-01-6	64		UG/L
LC34-DPT0595-023.0-20171108	VINYL CHLORIDE	75-01-4	92		UG/L
LC34-DPT0595-023.0-20181107	1,1,2-TRICHLOROTRIFLUOROETHANE	76-13-1	1	U	UG/L
LC34-DPT0595-023.0-20181107	1,1-DICHLOROETHENE	75-35-4	1	U	UG/L
LC34-DPT0595-023.0-20181107	CIS-1,2-DICHLOROETHENE	156-59-2	1		UG/L
LC34-DPT0595-023.0-20181107	TRANS-1,2-DICHLOROETHENE	156-60-5	1	U	UG/L
LC34-DPT0595-023.0-20181107	TRICHLOROETHENE	79-01-6	1		UG/L
LC34-DPT0595-023.0-20181107	VINYL CHLORIDE	75-01-4	6		UG/L
LC34-DPT0595-028.0-20171108	1,1,2-TRICHLOROTRIFLUOROETHANE	76-13-1	2	U	UG/L
LC34-DPT0595-028.0-20171108	1,1-DICHLOROETHENE	75-35-4	2	U	UG/L
LC34-DPT0595-028.0-20171108	CIS-1,2-DICHLOROETHENE	156-59-2	6		UG/L

DPT Results - DNAPL Source Zone
Launch Complex 34, SWMU CC054

Sample_ID	Parameter	CAS	Lab Result	Qualifier	Units
LC34-DPT0595-028.0-20171108	TRANS-1,2-DICHLOROETHENE	156-60-5	11		UG/L
LC34-DPT0595-028.0-20171108	TRICHLOROETHENE	79-01-6	190		UG/L
LC34-DPT0595-028.0-20171108	VINYL CHLORIDE	75-01-4	42		UG/L
LC34-DPT0595-028.0-20181107	1,1,2-TRICHLOROTRIFLUOROETHANE	76-13-1	1	U	UG/L
LC34-DPT0595-028.0-20181107	1,1-DICHLOROETHENE	75-35-4	1	U	UG/L
LC34-DPT0595-028.0-20181107	CIS-1,2-DICHLOROETHENE	156-59-2	1		UG/L
LC34-DPT0595-028.0-20181107	TRANS-1,2-DICHLOROETHENE	156-60-5	1	U	UG/L
LC34-DPT0595-028.0-20181107	TRICHLOROETHENE	79-01-6	1	U	UG/L
LC34-DPT0595-028.0-20181107	VINYL CHLORIDE	75-01-4	18		UG/L
LC34-DPT0595-033.0-20171108	1,1,2-TRICHLOROTRIFLUOROETHANE	76-13-1	3	U	UG/L
LC34-DPT0595-033.0-20171108	1,1-DICHLOROETHENE	75-35-4	3	U	UG/L
LC34-DPT0595-033.0-20171108	CIS-1,2-DICHLOROETHENE	156-59-2	800		UG/L
LC34-DPT0595-033.0-20171108	TRANS-1,2-DICHLOROETHENE	156-60-5	80		UG/L
LC34-DPT0595-033.0-20171108	TRICHLOROETHENE	79-01-6	47		UG/L
LC34-DPT0595-033.0-20171108	VINYL CHLORIDE	75-01-4	3400		UG/L
LC34-DPT0595-033.0-20181107	1,1,2-TRICHLOROTRIFLUOROETHANE	76-13-1	3	U	UG/L
LC34-DPT0595-033.0-20181107	1,1-DICHLOROETHENE	75-35-4	3	U	UG/L
LC34-DPT0595-033.0-20181107	CIS-1,2-DICHLOROETHENE	156-59-2	3	U	UG/L
LC34-DPT0595-033.0-20181107	TRANS-1,2-DICHLOROETHENE	156-60-5	3	U	UG/L
LC34-DPT0595-033.0-20181107	TRICHLOROETHENE	79-01-6	3	U	UG/L
LC34-DPT0595-033.0-20181107	VINYL CHLORIDE	75-01-4	200		UG/L
LC34-DPT0595-038.0-20171108	1,1,2-TRICHLOROTRIFLUOROETHANE	76-13-1	200	U	UG/L
LC34-DPT0595-038.0-20171108	1,1-DICHLOROETHENE	75-35-4	200	U	UG/L
LC34-DPT0595-038.0-20171108	CIS-1,2-DICHLOROETHENE	156-59-2	42600		UG/L
LC34-DPT0595-038.0-20171108	TRANS-1,2-DICHLOROETHENE	156-60-5	400		UG/L
LC34-DPT0595-038.0-20171108	TRICHLOROETHENE	79-01-6	200	U	UG/L
LC34-DPT0595-038.0-20171108	VINYL CHLORIDE	75-01-4	34500		UG/L
LC34-DPT0595-038.0-20181107	1,1,2-TRICHLOROTRIFLUOROETHANE	76-13-1	100	U	UG/L
LC34-DPT0595-038.0-20181107	1,1-DICHLOROETHENE	75-35-4	100	U	UG/L

DPT Results - DNAPL Source Zone
Launch Complex 34, SWMU CC054

Sample_ID	Parameter	CAS	Lab Result	Qualifier	Units
LC34-DPT0595-038.0-20181107	CIS-1,2-DICHLOROETHENE	156-59-2	20900		UG/L
LC34-DPT0595-038.0-20181107	TRANS-1,2-DICHLOROETHENE	156-60-5	240		UG/L
LC34-DPT0595-038.0-20181107	TRICHLOROETHENE	79-01-6	100	U	UG/L
LC34-DPT0595-038.0-20181107	VINYL CHLORIDE	75-01-4	21600		UG/L
LC34-DPT0595-043.0-20171108	1,1,2-TRICHLOROTRIFLUOROETHANE	76-13-1	40	U	UG/L
LC34-DPT0595-043.0-20171108	1,1-DICHLOROETHENE	75-35-4	40	U	UG/L
LC34-DPT0595-043.0-20171108	CIS-1,2-DICHLOROETHENE	156-59-2	1100		UG/L
LC34-DPT0595-043.0-20171108	TRANS-1,2-DICHLOROETHENE	156-60-5	40	U	UG/L
LC34-DPT0595-043.0-20171108	TRICHLOROETHENE	79-01-6	40	U	UG/L
LC34-DPT0595-043.0-20171108	VINYL CHLORIDE	75-01-4	89		UG/L
LC34-DPT0595-043.0-20181107	1,1,2-TRICHLOROTRIFLUOROETHANE	76-13-1	200	U	UG/L
LC34-DPT0595-043.0-20181107	1,1-DICHLOROETHENE	75-35-4	200	U	UG/L
LC34-DPT0595-043.0-20181107	CIS-1,2-DICHLOROETHENE	156-59-2	23400		UG/L
LC34-DPT0595-043.0-20181107	TRANS-1,2-DICHLOROETHENE	156-60-5	200	U	UG/L
LC34-DPT0595-043.0-20181107	TRICHLOROETHENE	79-01-6	1600		UG/L
LC34-DPT0595-043.0-20181107	VINYL CHLORIDE	75-01-4	1900		UG/L
LC34-DPT0595-048.0-20171108	1,1,2-TRICHLOROTRIFLUOROETHANE	76-13-1	20	U	UG/L
LC34-DPT0595-048.0-20171108	1,1-DICHLOROETHENE	75-35-4	20	U	UG/L
LC34-DPT0595-048.0-20171108	CIS-1,2-DICHLOROETHENE	156-59-2	1500		UG/L
LC34-DPT0595-048.0-20171108	TRANS-1,2-DICHLOROETHENE	156-60-5	61		UG/L
LC34-DPT0595-048.0-20171108	TRICHLOROETHENE	79-01-6	240		UG/L
LC34-DPT0595-048.0-20171108	VINYL CHLORIDE	75-01-4	30		UG/L
LC34-DPT0595-048.0-20181107	1,1,2-TRICHLOROTRIFLUOROETHANE	76-13-1	40	U	UG/L
LC34-DPT0595-048.0-20181107	1,1-DICHLOROETHENE	75-35-4	40	U	UG/L
LC34-DPT0595-048.0-20181107	CIS-1,2-DICHLOROETHENE	156-59-2	700		UG/L
LC34-DPT0595-048.0-20181107	TRANS-1,2-DICHLOROETHENE	156-60-5	40	U	UG/L
LC34-DPT0595-048.0-20181107	TRICHLOROETHENE	79-01-6	510		UG/L
LC34-DPT0595-048.0-20181107	VINYL CHLORIDE	75-01-4	130		UG/L
LC34-DPT0595-053.0-20171108	1,1,2-TRICHLOROTRIFLUOROETHANE	76-13-1	10	U	UG/L

DPT Results - DNAPL Source Zone
Launch Complex 34, SWMU CC054

Sample_ID	Parameter	CAS	Lab Result	Qualifier	Units
LC34-DPT0595-053.0-20171108	1,1-DICHLOROETHENE	75-35-4	10	U	UG/L
LC34-DPT0595-053.0-20171108	CIS-1,2-DICHLOROETHENE	156-59-2	120		UG/L
LC34-DPT0595-053.0-20171108	TRANS-1,2-DICHLOROETHENE	156-60-5	31		UG/L
LC34-DPT0595-053.0-20171108	TRICHLOROETHENE	79-01-6	24		UG/L
LC34-DPT0595-053.0-20171108	VINYL CHLORIDE	75-01-4	10	U	UG/L
LC34-DPT0595-053.0-20181107	1,1,2-TRICHLOROTRIFLUOROETHANE	76-13-1	10	U	UG/L
LC34-DPT0595-053.0-20181107	1,1-DICHLOROETHENE	75-35-4	10	U	UG/L
LC34-DPT0595-053.0-20181107	CIS-1,2-DICHLOROETHENE	156-59-2	670		UG/L
LC34-DPT0595-053.0-20181107	TRANS-1,2-DICHLOROETHENE	156-60-5	14		UG/L
LC34-DPT0595-053.0-20181107	TRICHLOROETHENE	79-01-6	42		UG/L
LC34-DPT0595-053.0-20181107	VINYL CHLORIDE	75-01-4	320		UG/L
LC34-DPT0595-058.0-20171108	1,1,2-TRICHLOROTRIFLUOROETHANE	76-13-1	3	U	UG/L
LC34-DPT0595-058.0-20171108	1,1-DICHLOROETHENE	75-35-4	3	U	UG/L
LC34-DPT0595-058.0-20171108	CIS-1,2-DICHLOROETHENE	156-59-2	590		UG/L
LC34-DPT0595-058.0-20171108	TRANS-1,2-DICHLOROETHENE	156-60-5	23		UG/L
LC34-DPT0595-058.0-20171108	TRICHLOROETHENE	79-01-6	64		UG/L
LC34-DPT0595-058.0-20171108	VINYL CHLORIDE	75-01-4	5		UG/L
LC34-DPT0595-058.0-20181107	1,1,2-TRICHLOROTRIFLUOROETHANE	76-13-1	3	U	UG/L
LC34-DPT0595-058.0-20181107	1,1-DICHLOROETHENE	75-35-4	3	U	UG/L
LC34-DPT0595-058.0-20181107	CIS-1,2-DICHLOROETHENE	156-59-2	140		UG/L
LC34-DPT0595-058.0-20181107	TRANS-1,2-DICHLOROETHENE	156-60-5	5		UG/L
LC34-DPT0595-058.0-20181107	TRICHLOROETHENE	79-01-6	120		UG/L
LC34-DPT0595-058.0-20181107	VINYL CHLORIDE	75-01-4	58		UG/L
LC34-DPT0595-063.0-20171108	1,1,2-TRICHLOROTRIFLUOROETHANE	76-13-1	3	U	UG/L
LC34-DPT0595-063.0-20171108	1,1-DICHLOROETHENE	75-35-4	3	U	UG/L
LC34-DPT0595-063.0-20171108	CIS-1,2-DICHLOROETHENE	156-59-2	18		UG/L
LC34-DPT0595-063.0-20171108	TRANS-1,2-DICHLOROETHENE	156-60-5	3	U	UG/L
LC34-DPT0595-063.0-20171108	TRICHLOROETHENE	79-01-6	4		UG/L
LC34-DPT0595-063.0-20171108	VINYL CHLORIDE	75-01-4	6		UG/L

DPT Results - DNAPL Source Zone
Launch Complex 34, SWMU CC054

Sample_ID	Parameter	CAS	Lab Result	Qualifier	Units
LC34-DPT0595-063.0-20181107	1,1,2-TRICHLOROTRIFLUOROETHANE	76-13-1	3	U	UG/L
LC34-DPT0595-063.0-20181107	1,1-DICHLOROETHENE	75-35-4	3	U	UG/L
LC34-DPT0595-063.0-20181107	CIS-1,2-DICHLOROETHENE	156-59-2	16		UG/L
LC34-DPT0595-063.0-20181107	TRANS-1,2-DICHLOROETHENE	156-60-5	3	U	UG/L
LC34-DPT0595-063.0-20181107	TRICHLOROETHENE	79-01-6	9		UG/L
LC34-DPT0595-063.0-20181107	VINYL CHLORIDE	75-01-4	9		UG/L
LC34-DPT0595-068.0-20171108	1,1,2-TRICHLOROTRIFLUOROETHANE	76-13-1	3	U	UG/L
LC34-DPT0595-068.0-20171108	1,1-DICHLOROETHENE	75-35-4	3	U	UG/L
LC34-DPT0595-068.0-20171108	CIS-1,2-DICHLOROETHENE	156-59-2	15		UG/L
LC34-DPT0595-068.0-20171108	TRANS-1,2-DICHLOROETHENE	156-60-5	3	U	UG/L
LC34-DPT0595-068.0-20171108	TRICHLOROETHENE	79-01-6	7		UG/L
LC34-DPT0595-068.0-20171108	VINYL CHLORIDE	75-01-4	5		UG/L
LC34-DPT0595-068.0-20181107	1,1,2-TRICHLOROTRIFLUOROETHANE	76-13-1	1	U	UG/L
LC34-DPT0595-068.0-20181107	1,1-DICHLOROETHENE	75-35-4	1	U	UG/L
LC34-DPT0595-068.0-20181107	CIS-1,2-DICHLOROETHENE	156-59-2	93		UG/L
LC34-DPT0595-068.0-20181107	TRANS-1,2-DICHLOROETHENE	156-60-5	1	U	UG/L
LC34-DPT0595-068.0-20181107	TRICHLOROETHENE	79-01-6	49		UG/L
LC34-DPT0595-068.0-20181107	VINYL CHLORIDE	75-01-4	10		UG/L
LC34-DPT0595-073.0-20171108	1,1,2-TRICHLOROTRIFLUOROETHANE	76-13-1	1000	U	UG/L
LC34-DPT0595-073.0-20171108	1,1-DICHLOROETHENE	75-35-4	1000	U	UG/L
LC34-DPT0595-073.0-20171108	CIS-1,2-DICHLOROETHENE	156-59-2	6000		UG/L
LC34-DPT0595-073.0-20171108	TRANS-1,2-DICHLOROETHENE	156-60-5	1000	U	UG/L
LC34-DPT0595-073.0-20171108	TRICHLOROETHENE	79-01-6	151000		UG/L
LC34-DPT0595-073.0-20171108	VINYL CHLORIDE	75-01-4	1000	U	UG/L
LC34-DPT0595-073.0-20181107	1,1,2-TRICHLOROTRIFLUOROETHANE	76-13-1	200	U	UG/L
LC34-DPT0595-073.0-20181107	1,1-DICHLOROETHENE	75-35-4	200	U	UG/L
LC34-DPT0595-073.0-20181107	CIS-1,2-DICHLOROETHENE	156-59-2	840		UG/L
LC34-DPT0595-073.0-20181107	TRANS-1,2-DICHLOROETHENE	156-60-5	200	U	UG/L
LC34-DPT0595-073.0-20181107	TRICHLOROETHENE	79-01-6	123000		UG/L

DPT Results - DNAPL Source Zone
Launch Complex 34, SWMU CC054

Sample_ID	Parameter	CAS	Lab Result	Qualifier	Units
LC34-DPT0595-073.0-20181107	VINYL CHLORIDE	75-01-4	200	U	UG/L
LC34-DPT0595-078.0-20171108	1,1,2-TRICHLOROTRIFLUOROETHANE	76-13-1	3300	U	UG/L
LC34-DPT0595-078.0-20171108	1,1-DICHLOROETHENE	75-35-4	3300	U	UG/L
LC34-DPT0595-078.0-20171108	CIS-1,2-DICHLOROETHENE	156-59-2	6800		UG/L
LC34-DPT0595-078.0-20171108	TRANS-1,2-DICHLOROETHENE	156-60-5	3300	U	UG/L
LC34-DPT0595-078.0-20171108	TRICHLOROETHENE	79-01-6	1340000		UG/L
LC34-DPT0595-078.0-20171108	VINYL CHLORIDE	75-01-4	3300	U	UG/L
LC34-DPT0595-078.0-20171108RE	1,1,2-TRICHLOROTRIFLUOROETHANE	76-13-1	3300	U	UG/L
LC34-DPT0595-078.0-20171108RE	1,1-DICHLOROETHENE	75-35-4	3300	U	UG/L
LC34-DPT0595-078.0-20171108RE	CIS-1,2-DICHLOROETHENE	156-59-2	6600		UG/L
LC34-DPT0595-078.0-20171108RE	TRANS-1,2-DICHLOROETHENE	156-60-5	3300	U	UG/L
LC34-DPT0595-078.0-20171108RE	TRICHLOROETHENE	79-01-6	1130000		UG/L
LC34-DPT0595-078.0-20171108RE	VINYL CHLORIDE	75-01-4	3300	U	UG/L
LC34-DPT0595-078.0-20181107	1,1,2-TRICHLOROTRIFLUOROETHANE	76-13-1	6700		UG/L
LC34-DPT0595-078.0-20181107	1,1-DICHLOROETHENE	75-35-4	500	U	UG/L
LC34-DPT0595-078.0-20181107	CIS-1,2-DICHLOROETHENE	156-59-2	5300		UG/L
LC34-DPT0595-078.0-20181107	TRANS-1,2-DICHLOROETHENE	156-60-5	500	U	UG/L
LC34-DPT0595-078.0-20181107	TRICHLOROETHENE	79-01-6	1060000	J	UG/L
LC34-DPT0595-078.0-20181107	VINYL CHLORIDE	75-01-4	500	U	UG/L
LC34-DPT0595-083.0-20171108	1,1,2-TRICHLOROTRIFLUOROETHANE	76-13-1	20	U	UG/L
LC34-DPT0595-083.0-20171108	1,1-DICHLOROETHENE	75-35-4	20	U	UG/L
LC34-DPT0595-083.0-20171108	CIS-1,2-DICHLOROETHENE	156-59-2	110		UG/L
LC34-DPT0595-083.0-20171108	TRANS-1,2-DICHLOROETHENE	156-60-5	20	U	UG/L
LC34-DPT0595-083.0-20171108	TRICHLOROETHENE	79-01-6	4500		UG/L
LC34-DPT0595-083.0-20171108	VINYL CHLORIDE	75-01-4	20	U	UG/L
LC34-DPT0595-083.0-20181108	1,1,2-TRICHLOROTRIFLUOROETHANE	76-13-1	100	U	UG/L
LC34-DPT0595-083.0-20181108	1,1-DICHLOROETHENE	75-35-4	100	U	UG/L
LC34-DPT0595-083.0-20181108	CIS-1,2-DICHLOROETHENE	156-59-2	100	U	UG/L
LC34-DPT0595-083.0-20181108	TRANS-1,2-DICHLOROETHENE	156-60-5	100	U	UG/L

DPT Results - DNAPL Source Zone
Launch Complex 34, SWMU CC054

Sample_ID	Parameter	CAS	Lab Result	Qualifier	Units
LC34-DPT0595-083.0-20181108	TRICHLOROETHENE	79-01-6	610		UG/L
LC34-DPT0595-083.0-20181108	VINYL CHLORIDE	75-01-4	100	U	UG/L
LC34-DPT0596-008.0-20171109	1,1,2-TRICHLOROTRIFLUOROETHANE	76-13-1	1	U	UG/L
LC34-DPT0596-008.0-20171109	1,1-DICHLOROETHENE	75-35-4	1	U	UG/L
LC34-DPT0596-008.0-20171109	CIS-1,2-DICHLOROETHENE	156-59-2	2		UG/L
LC34-DPT0596-008.0-20171109	TRANS-1,2-DICHLOROETHENE	156-60-5	1	U	UG/L
LC34-DPT0596-008.0-20171109	TRICHLOROETHENE	79-01-6	3		UG/L
LC34-DPT0596-008.0-20171109	VINYL CHLORIDE	75-01-4	1	U	UG/L
LC34-DPT0596-008.0-20181108	1,1,2-TRICHLOROTRIFLUOROETHANE	76-13-1	1	U	UG/L
LC34-DPT0596-008.0-20181108	1,1-DICHLOROETHENE	75-35-4	1	U	UG/L
LC34-DPT0596-008.0-20181108	CIS-1,2-DICHLOROETHENE	156-59-2	1	U	UG/L
LC34-DPT0596-008.0-20181108	TRANS-1,2-DICHLOROETHENE	156-60-5	1	U	UG/L
LC34-DPT0596-008.0-20181108	TRICHLOROETHENE	79-01-6	1		UG/L
LC34-DPT0596-008.0-20181108	VINYL CHLORIDE	75-01-4	1	U	UG/L
LC34-DPT0596-013.0-20171109	1,1,2-TRICHLOROTRIFLUOROETHANE	76-13-1	1	U	UG/L
LC34-DPT0596-013.0-20171109	1,1-DICHLOROETHENE	75-35-4	1	U	UG/L
LC34-DPT0596-013.0-20171109	CIS-1,2-DICHLOROETHENE	156-59-2	3		UG/L
LC34-DPT0596-013.0-20171109	TRANS-1,2-DICHLOROETHENE	156-60-5	1	U	UG/L
LC34-DPT0596-013.0-20171109	TRICHLOROETHENE	79-01-6	4		UG/L
LC34-DPT0596-013.0-20171109	VINYL CHLORIDE	75-01-4	2		UG/L
LC34-DPT0596-013.0-20181108	1,1,2-TRICHLOROTRIFLUOROETHANE	76-13-1	1	U	UG/L
LC34-DPT0596-013.0-20181108	1,1-DICHLOROETHENE	75-35-4	1	U	UG/L
LC34-DPT0596-013.0-20181108	CIS-1,2-DICHLOROETHENE	156-59-2	1	U	UG/L
LC34-DPT0596-013.0-20181108	TRANS-1,2-DICHLOROETHENE	156-60-5	1	U	UG/L
LC34-DPT0596-013.0-20181108	TRICHLOROETHENE	79-01-6	1	U	UG/L
LC34-DPT0596-013.0-20181108	VINYL CHLORIDE	75-01-4	1	U	UG/L
LC34-DPT0596-018.0-20171109	1,1,2-TRICHLOROTRIFLUOROETHANE	76-13-1	2	U	UG/L
LC34-DPT0596-018.0-20171109	1,1-DICHLOROETHENE	75-35-4	2	U	UG/L
LC34-DPT0596-018.0-20171109	CIS-1,2-DICHLOROETHENE	156-59-2	8		UG/L

DPT Results - DNAPL Source Zone
Launch Complex 34, SWMU CC054

Sample_ID	Parameter	CAS	Lab Result	Qualifier	Units
LC34-DPT0596-018.0-20171109	TRANS-1,2-DICHLOROETHENE	156-60-5	2	U	UG/L
LC34-DPT0596-018.0-20171109	TRICHLOROETHENE	79-01-6	460		UG/L
LC34-DPT0596-018.0-20171109	VINYL CHLORIDE	75-01-4	9		UG/L
LC34-DPT0596-018.0-20181108	1,1,2-TRICHLOROTRIFLUOROETHANE	76-13-1	4		UG/L
LC34-DPT0596-018.0-20181108	1,1-DICHLOROETHENE	75-35-4	1	U	UG/L
LC34-DPT0596-018.0-20181108	CIS-1,2-DICHLOROETHENE	156-59-2	1		UG/L
LC34-DPT0596-018.0-20181108	TRANS-1,2-DICHLOROETHENE	156-60-5	1	U	UG/L
LC34-DPT0596-018.0-20181108	TRICHLOROETHENE	79-01-6	1		UG/L
LC34-DPT0596-018.0-20181108	VINYL CHLORIDE	75-01-4	1	U	UG/L
LC34-DPT0596-023.0-20171109	1,1,2-TRICHLOROTRIFLUOROETHANE	76-13-1	1	U	UG/L
LC34-DPT0596-023.0-20171109	1,1-DICHLOROETHENE	75-35-4	1	U	UG/L
LC34-DPT0596-023.0-20171109	CIS-1,2-DICHLOROETHENE	156-59-2	4		UG/L
LC34-DPT0596-023.0-20171109	TRANS-1,2-DICHLOROETHENE	156-60-5	1	U	UG/L
LC34-DPT0596-023.0-20171109	TRICHLOROETHENE	79-01-6	4		UG/L
LC34-DPT0596-023.0-20171109	VINYL CHLORIDE	75-01-4	7		UG/L
LC34-DPT0596-023.0-20181108	1,1,2-TRICHLOROTRIFLUOROETHANE	76-13-1	1	U	UG/L
LC34-DPT0596-023.0-20181108	1,1-DICHLOROETHENE	75-35-4	1	U	UG/L
LC34-DPT0596-023.0-20181108	CIS-1,2-DICHLOROETHENE	156-59-2	4		UG/L
LC34-DPT0596-023.0-20181108	TRANS-1,2-DICHLOROETHENE	156-60-5	1	U	UG/L
LC34-DPT0596-023.0-20181108	TRICHLOROETHENE	79-01-6	2		UG/L
LC34-DPT0596-023.0-20181108	VINYL CHLORIDE	75-01-4	7		UG/L
LC34-DPT0596-028.0-20171109	1,1,2-TRICHLOROTRIFLUOROETHANE	76-13-1	10	U	UG/L
LC34-DPT0596-028.0-20171109	1,1-DICHLOROETHENE	75-35-4	10	U	UG/L
LC34-DPT0596-028.0-20171109	CIS-1,2-DICHLOROETHENE	156-59-2	12		UG/L
LC34-DPT0596-028.0-20171109	TRANS-1,2-DICHLOROETHENE	156-60-5	200		UG/L
LC34-DPT0596-028.0-20171109	TRICHLOROETHENE	79-01-6	100	U	UG/L
LC34-DPT0596-028.0-20171109	VINYL CHLORIDE	75-01-4	1000		UG/L
LC34-DPT0596-028.0-20181108	1,1,2-TRICHLOROTRIFLUOROETHANE	76-13-1	1	U	UG/L
LC34-DPT0596-028.0-20181108	1,1-DICHLOROETHENE	75-35-4	1	U	UG/L

DPT Results - DNAPL Source Zone
Launch Complex 34, SWMU CC054

Sample_ID	Parameter	CAS	Lab Result	Qualifier	Units
LC34-DPT0596-028.0-20181108	CIS-1,2-DICHLOROETHENE	156-59-2	2		UG/L
LC34-DPT0596-028.0-20181108	TRANS-1,2-DICHLOROETHENE	156-60-5	36		UG/L
LC34-DPT0596-028.0-20181108	TRICHLOROETHENE	79-01-6	1	U	UG/L
LC34-DPT0596-028.0-20181108	VINYL CHLORIDE	75-01-4	8		UG/L
LC34-DPT0596-033.0-20171109	1,1,2-TRICHLOROTRIFLUOROETHANE	76-13-1	100	U	UG/L
LC34-DPT0596-033.0-20171109	1,1-DICHLOROETHENE	75-35-4	100	U	UG/L
LC34-DPT0596-033.0-20171109	CIS-1,2-DICHLOROETHENE	156-59-2	33700		UG/L
LC34-DPT0596-033.0-20171109	TRANS-1,2-DICHLOROETHENE	156-60-5	2600		UG/L
LC34-DPT0596-033.0-20171109	TRICHLOROETHENE	79-01-6	9400		UG/L
LC34-DPT0596-033.0-20171109	VINYL CHLORIDE	75-01-4	6100		UG/L
LC34-DPT0596-033.0-20181108	1,1,2-TRICHLOROTRIFLUOROETHANE	76-13-1	290	U	UG/L
LC34-DPT0596-033.0-20181108	1,1-DICHLOROETHENE	75-35-4	290	U	UG/L
LC34-DPT0596-033.0-20181108	CIS-1,2-DICHLOROETHENE	156-59-2	5400		UG/L
LC34-DPT0596-033.0-20181108	TRANS-1,2-DICHLOROETHENE	156-60-5	1100		UG/L
LC34-DPT0596-033.0-20181108	TRICHLOROETHENE	79-01-6	810		UG/L
LC34-DPT0596-033.0-20181108	VINYL CHLORIDE	75-01-4	3400		UG/L
LC34-DPT0596-038.0-20171109	1,1,2-TRICHLOROTRIFLUOROETHANE	76-13-1	1000	U	UG/L
LC34-DPT0596-038.0-20171109	1,1-DICHLOROETHENE	75-35-4	1000	U	UG/L
LC34-DPT0596-038.0-20171109	CIS-1,2-DICHLOROETHENE	156-59-2	334000		UG/L
LC34-DPT0596-038.0-20171109	TRANS-1,2-DICHLOROETHENE	156-60-5	2400		UG/L
LC34-DPT0596-038.0-20171109	TRICHLOROETHENE	79-01-6	165000		UG/L
LC34-DPT0596-038.0-20171109	VINYL CHLORIDE	75-01-4	1000		UG/L
LC34-DPT0596-038.0-20181108	1,1,2-TRICHLOROTRIFLUOROETHANE	76-13-1	1000	U	UG/L
LC34-DPT0596-038.0-20181108	1,1-DICHLOROETHENE	75-35-4	1000	U	UG/L
LC34-DPT0596-038.0-20181108	CIS-1,2-DICHLOROETHENE	156-59-2	192000		UG/L
LC34-DPT0596-038.0-20181108	TRANS-1,2-DICHLOROETHENE	156-60-5	4700		UG/L
LC34-DPT0596-038.0-20181108	TRICHLOROETHENE	79-01-6	153000		UG/L
LC34-DPT0596-038.0-20181108	VINYL CHLORIDE	75-01-4	3300		UG/L
LC34-DPT0596-043.0-20171109	1,1,2-TRICHLOROTRIFLUOROETHANE	76-13-1	3300	U	UG/L

DPT Results - DNAPL Source Zone
Launch Complex 34, SWMU CC054

Sample_ID	Parameter	CAS	Lab Result	Qualifier	Units
LC34-DPT0596-043.0-20171109	1,1-DICHLOROETHENE	75-35-4	3300	U	UG/L
LC34-DPT0596-043.0-20171109	CIS-1,2-DICHLOROETHENE	156-59-2	458000		UG/L
LC34-DPT0596-043.0-20171109	TRANS-1,2-DICHLOROETHENE	156-60-5	3300	U	UG/L
LC34-DPT0596-043.0-20171109	TRICHLOROETHENE	79-01-6	129000		UG/L
LC34-DPT0596-043.0-20171109	VINYL CHLORIDE	75-01-4	3300	U	UG/L
LC34-DPT0596-043.0-20181108	1,1,2-TRICHLOROTRIFLUOROETHANE	76-13-1	1000	U	UG/L
LC34-DPT0596-043.0-20181108	1,1-DICHLOROETHENE	75-35-4	1000	U	UG/L
LC34-DPT0596-043.0-20181108	CIS-1,2-DICHLOROETHENE	156-59-2	402000		UG/L
LC34-DPT0596-043.0-20181108	TRANS-1,2-DICHLOROETHENE	156-60-5	2700		UG/L
LC34-DPT0596-043.0-20181108	TRICHLOROETHENE	79-01-6	121000		UG/L
LC34-DPT0596-043.0-20181108	VINYL CHLORIDE	75-01-4	1000	U	UG/L
LC34-DPT0596-048.0-20171109	1,1,2-TRICHLOROTRIFLUOROETHANE	76-13-1	3300	U	UG/L
LC34-DPT0596-048.0-20171109	1,1-DICHLOROETHENE	75-35-4	3300	U	UG/L
LC34-DPT0596-048.0-20171109	CIS-1,2-DICHLOROETHENE	156-59-2	191000		UG/L
LC34-DPT0596-048.0-20171109	TRANS-1,2-DICHLOROETHENE	156-60-5	3300	U	UG/L
LC34-DPT0596-048.0-20171109	TRICHLOROETHENE	79-01-6	1101000		UG/L
LC34-DPT0596-048.0-20171109	VINYL CHLORIDE	75-01-4	20800		UG/L
LC34-DPT0596-048.0-20181108	1,1,2-TRICHLOROTRIFLUOROETHANE	76-13-1	2000	U	UG/L
LC34-DPT0596-048.0-20181108	1,1-DICHLOROETHENE	75-35-4	2000	U	UG/L
LC34-DPT0596-048.0-20181108	CIS-1,2-DICHLOROETHENE	156-59-2	214000		UG/L
LC34-DPT0596-048.0-20181108	TRANS-1,2-DICHLOROETHENE	156-60-5	2000	U	UG/L
LC34-DPT0596-048.0-20181108	TRICHLOROETHENE	79-01-6	790000		UG/L
LC34-DPT0596-048.0-20181108	VINYL CHLORIDE	75-01-4	31900		UG/L
LC34-DPT0596-053.0-20171109	1,1,2-TRICHLOROTRIFLUOROETHANE	76-13-1	2000	U	UG/L
LC34-DPT0596-053.0-20171109	1,1-DICHLOROETHENE	75-35-4	2000	U	UG/L
LC34-DPT0596-053.0-20171109	CIS-1,2-DICHLOROETHENE	156-59-2	4000		UG/L
LC34-DPT0596-053.0-20171109	TRANS-1,2-DICHLOROETHENE	156-60-5	2000	U	UG/L
LC34-DPT0596-053.0-20171109	TRICHLOROETHENE	79-01-6	377000		UG/L
LC34-DPT0596-053.0-20171109	VINYL CHLORIDE	75-01-4	2000	U	UG/L

DPT Results - DNAPL Source Zone
Launch Complex 34, SWMU CC054

Sample_ID	Parameter	CAS	Lab Result	Qualifier	Units
LC34-DPT0596-053.0-20181108	1,1,2-TRICHLOROTRIFLUOROETHANE	76-13-1	1000	U	UG/L
LC34-DPT0596-053.0-20181108	1,1-DICHLOROETHENE	75-35-4	1000	U	UG/L
LC34-DPT0596-053.0-20181108	CIS-1,2-DICHLOROETHENE	156-59-2	41700		UG/L
LC34-DPT0596-053.0-20181108	TRANS-1,2-DICHLOROETHENE	156-60-5	1000	U	UG/L
LC34-DPT0596-053.0-20181108	TRICHLOROETHENE	79-01-6	91600		UG/L
LC34-DPT0596-053.0-20181108	VINYL CHLORIDE	75-01-4	1000	U	UG/L
LC34-DPT0596-058.0-20171109	1,1,2-TRICHLOROTRIFLUOROETHANE	76-13-1	1000	U	UG/L
LC34-DPT0596-058.0-20171109	1,1-DICHLOROETHENE	75-35-4	1000	U	UG/L
LC34-DPT0596-058.0-20171109	CIS-1,2-DICHLOROETHENE	156-59-2	17000		UG/L
LC34-DPT0596-058.0-20171109	TRANS-1,2-DICHLOROETHENE	156-60-5	1000	U	UG/L
LC34-DPT0596-058.0-20171109	TRICHLOROETHENE	79-01-6	109000		UG/L
LC34-DPT0596-058.0-20171109	VINYL CHLORIDE	75-01-4	1000	U	UG/L
LC34-DPT0596-058.0-20181108	1,1,2-TRICHLOROTRIFLUOROETHANE	76-13-1	290	U	UG/L
LC34-DPT0596-058.0-20181108	1,1-DICHLOROETHENE	75-35-4	290	U	UG/L
LC34-DPT0596-058.0-20181108	CIS-1,2-DICHLOROETHENE	156-59-2	9800		UG/L
LC34-DPT0596-058.0-20181108	TRANS-1,2-DICHLOROETHENE	156-60-5	290	U	UG/L
LC34-DPT0596-058.0-20181108	TRICHLOROETHENE	79-01-6	6100		UG/L
LC34-DPT0596-058.0-20181108	VINYL CHLORIDE	75-01-4	290	U	UG/L
LC34-DPT0596-063.0-20171109	1,1,2-TRICHLOROTRIFLUOROETHANE	76-13-1	10	U	UG/L
LC34-DPT0596-063.0-20171109	1,1-DICHLOROETHENE	75-35-4	10	U	UG/L
LC34-DPT0596-063.0-20171109	CIS-1,2-DICHLOROETHENE	156-59-2	620		UG/L
LC34-DPT0596-063.0-20171109	TRANS-1,2-DICHLOROETHENE	156-60-5	15		UG/L
LC34-DPT0596-063.0-20171109	TRICHLOROETHENE	79-01-6	3000		UG/L
LC34-DPT0596-063.0-20171109	VINYL CHLORIDE	75-01-4	110		UG/L
LC34-DPT0596-063.0-20181108	1,1,2-TRICHLOROTRIFLUOROETHANE	76-13-1	3	U	UG/L
LC34-DPT0596-063.0-20181108	1,1-DICHLOROETHENE	75-35-4	3	U	UG/L
LC34-DPT0596-063.0-20181108	CIS-1,2-DICHLOROETHENE	156-59-2	210		UG/L
LC34-DPT0596-063.0-20181108	TRANS-1,2-DICHLOROETHENE	156-60-5	3	U	UG/L
LC34-DPT0596-063.0-20181108	TRICHLOROETHENE	79-01-6	610		UG/L

DPT Results - DNAPL Source Zone
Launch Complex 34, SWMU CC054

Sample_ID	Parameter	CAS	Lab Result	Qualifier	Units
LC34-DPT0596-063.0-20181108	VINYL CHLORIDE	75-01-4	4		UG/L
LC34-DPT0596-068.0-20171109	1,1,2-TRICHLOROTRIFLUOROETHANE	76-13-1	2	U	UG/L
LC34-DPT0596-068.0-20171109	1,1-DICHLOROETHENE	75-35-4	2	U	UG/L
LC34-DPT0596-068.0-20171109	CIS-1,2-DICHLOROETHENE	156-59-2	65		UG/L
LC34-DPT0596-068.0-20171109	TRANS-1,2-DICHLOROETHENE	156-60-5	2	U	UG/L
LC34-DPT0596-068.0-20171109	TRICHLOROETHENE	79-01-6	1500		UG/L
LC34-DPT0596-068.0-20171109	VINYL CHLORIDE	75-01-4	18		UG/L
LC34-DPT0596-068.0-20181108	1,1,2-TRICHLOROTRIFLUOROETHANE	76-13-1	20	U	UG/L
LC34-DPT0596-068.0-20181108	1,1-DICHLOROETHENE	75-35-4	20	U	UG/L
LC34-DPT0596-068.0-20181108	CIS-1,2-DICHLOROETHENE	156-59-2	95		UG/L
LC34-DPT0596-068.0-20181108	TRANS-1,2-DICHLOROETHENE	156-60-5	20	U	UG/L
LC34-DPT0596-068.0-20181108	TRICHLOROETHENE	79-01-6	4100		UG/L
LC34-DPT0596-068.0-20181108	VINYL CHLORIDE	75-01-4	20	U	UG/L
LC34-DPT0596-073.0-20181108	1,1,2-TRICHLOROTRIFLUOROETHANE	76-13-1	5	U	UG/L
LC34-DPT0596-073.0-20181108	1,1-DICHLOROETHENE	75-35-4	5	U	UG/L
LC34-DPT0596-073.0-20181108	CIS-1,2-DICHLOROETHENE	156-59-2	49		UG/L
LC34-DPT0596-073.0-20181108	TRANS-1,2-DICHLOROETHENE	156-60-5	5	U	UG/L
LC34-DPT0596-073.0-20181108	TRICHLOROETHENE	79-01-6	130		UG/L
LC34-DPT0596-073.0-20181108	VINYL CHLORIDE	75-01-4	5	U	UG/L
LC34-DPT0596-078.0-20181108	1,1,2-TRICHLOROTRIFLUOROETHANE	76-13-1	10	U	UG/L
LC34-DPT0596-078.0-20181108	1,1-DICHLOROETHENE	75-35-4	10	U	UG/L
LC34-DPT0596-078.0-20181108	CIS-1,2-DICHLOROETHENE	156-59-2	110		UG/L
LC34-DPT0596-078.0-20181108	TRANS-1,2-DICHLOROETHENE	156-60-5	19		UG/L
LC34-DPT0596-078.0-20181108	TRICHLOROETHENE	79-01-6	1500		UG/L
LC34-DPT0596-078.0-20181108	VINYL CHLORIDE	75-01-4	10	U	UG/L
LC34-DPT0596-083.0-20181108	1,1,2-TRICHLOROTRIFLUOROETHANE	76-13-1	5	U	UG/L
LC34-DPT0596-083.0-20181108	1,1-DICHLOROETHENE	75-35-4	5	U	UG/L
LC34-DPT0596-083.0-20181108	CIS-1,2-DICHLOROETHENE	156-59-2	44		UG/L
LC34-DPT0596-083.0-20181108	TRANS-1,2-DICHLOROETHENE	156-60-5	5	U	UG/L

DPT Results - DNAPL Source Zone
Launch Complex 34, SWMU CC054

Sample_ID	Parameter	CAS	Lab Result	Qualifier	Units
LC34-DPT0596-083.0-20181108	TRICHLOROETHENE	79-01-6	470		UG/L
LC34-DPT0596-083.0-20181108	VINYL CHLORIDE	75-01-4	5	U	UG/L
LC34-DPT0597-008.0-20171110	1,1,2-TRICHLOROTRIFLUOROETHANE	76-13-1	1	U	UG/L
LC34-DPT0597-008.0-20171110	1,1-DICHLOROETHENE	75-35-4	1	U	UG/L
LC34-DPT0597-008.0-20171110	CIS-1,2-DICHLOROETHENE	156-59-2	5		UG/L
LC34-DPT0597-008.0-20171110	TRANS-1,2-DICHLOROETHENE	156-60-5	3		UG/L
LC34-DPT0597-008.0-20171110	TRICHLOROETHENE	79-01-6	50		UG/L
LC34-DPT0597-008.0-20171110	VINYL CHLORIDE	75-01-4	1	U	UG/L
LC34-DPT0597-008.0-20181109	1,1,2-TRICHLOROTRIFLUOROETHANE	76-13-1	1	U	UG/L
LC34-DPT0597-008.0-20181109	1,1-DICHLOROETHENE	75-35-4	1	U	UG/L
LC34-DPT0597-008.0-20181109	CIS-1,2-DICHLOROETHENE	156-59-2	1	U	UG/L
LC34-DPT0597-008.0-20181109	TRANS-1,2-DICHLOROETHENE	156-60-5	1	U	UG/L
LC34-DPT0597-008.0-20181109	TRICHLOROETHENE	79-01-6	25		UG/L
LC34-DPT0597-008.0-20181109	VINYL CHLORIDE	75-01-4	1	U	UG/L
LC34-DPT0597-013.0-20171110	1,1,2-TRICHLOROTRIFLUOROETHANE	76-13-1	2	U	UG/L
LC34-DPT0597-013.0-20171110	1,1-DICHLOROETHENE	75-35-4	2	U	UG/L
LC34-DPT0597-013.0-20171110	CIS-1,2-DICHLOROETHENE	156-59-2	17		UG/L
LC34-DPT0597-013.0-20171110	TRANS-1,2-DICHLOROETHENE	156-60-5	2	U	UG/L
LC34-DPT0597-013.0-20171110	TRICHLOROETHENE	79-01-6	17		UG/L
LC34-DPT0597-013.0-20171110	VINYL CHLORIDE	75-01-4	17		UG/L
LC34-DPT0597-013.0-20181109	1,1,2-TRICHLOROTRIFLUOROETHANE	76-13-1	1	U	UG/L
LC34-DPT0597-013.0-20181109	1,1-DICHLOROETHENE	75-35-4	1	U	UG/L
LC34-DPT0597-013.0-20181109	CIS-1,2-DICHLOROETHENE	156-59-2	16		UG/L
LC34-DPT0597-013.0-20181109	TRANS-1,2-DICHLOROETHENE	156-60-5	1	U	UG/L
LC34-DPT0597-013.0-20181109	TRICHLOROETHENE	79-01-6	9		UG/L
LC34-DPT0597-013.0-20181109	VINYL CHLORIDE	75-01-4	9		UG/L
LC34-DPT0597-018.0-20171110	1,1,2-TRICHLOROTRIFLUOROETHANE	76-13-1	2	U	UG/L
LC34-DPT0597-018.0-20171110	1,1-DICHLOROETHENE	75-35-4	2	U	UG/L
LC34-DPT0597-018.0-20171110	CIS-1,2-DICHLOROETHENE	156-59-2	37		UG/L

DPT Results - DNAPL Source Zone
Launch Complex 34, SWMU CC054

Sample_ID	Parameter	CAS	Lab Result	Qualifier	Units
LC34-DPT0597-018.0-20171110	TRANS-1,2-DICHLOROETHENE	156-60-5	2	U	UG/L
LC34-DPT0597-018.0-20171110	TRICHLOROETHENE	79-01-6	8		UG/L
LC34-DPT0597-018.0-20171110	VINYL CHLORIDE	75-01-4	23		UG/L
LC34-DPT0597-018.0-20181109	1,1,2-TRICHLOROTRIFLUOROETHANE	76-13-1	1	U	UG/L
LC34-DPT0597-018.0-20181109	1,1-DICHLOROETHENE	75-35-4	1	U	UG/L
LC34-DPT0597-018.0-20181109	CIS-1,2-DICHLOROETHENE	156-59-2	38		UG/L
LC34-DPT0597-018.0-20181109	TRANS-1,2-DICHLOROETHENE	156-60-5	1	U	UG/L
LC34-DPT0597-018.0-20181109	TRICHLOROETHENE	79-01-6	2		UG/L
LC34-DPT0597-018.0-20181109	VINYL CHLORIDE	75-01-4	26		UG/L
LC34-DPT0597-023.0-20171110	1,1,2-TRICHLOROTRIFLUOROETHANE	76-13-1	1	U	UG/L
LC34-DPT0597-023.0-20171110	1,1-DICHLOROETHENE	75-35-4	1	U	UG/L
LC34-DPT0597-023.0-20171110	CIS-1,2-DICHLOROETHENE	156-59-2	24		UG/L
LC34-DPT0597-023.0-20171110	TRANS-1,2-DICHLOROETHENE	156-60-5	1	U	UG/L
LC34-DPT0597-023.0-20171110	TRICHLOROETHENE	79-01-6	9		UG/L
LC34-DPT0597-023.0-20171110	VINYL CHLORIDE	75-01-4	11		UG/L
LC34-DPT0597-023.0-20181109	1,1,2-TRICHLOROTRIFLUOROETHANE	76-13-1	1	U	UG/L
LC34-DPT0597-023.0-20181109	1,1-DICHLOROETHENE	75-35-4	1	U	UG/L
LC34-DPT0597-023.0-20181109	CIS-1,2-DICHLOROETHENE	156-59-2	49		UG/L
LC34-DPT0597-023.0-20181109	TRANS-1,2-DICHLOROETHENE	156-60-5	1	U	UG/L
LC34-DPT0597-023.0-20181109	TRICHLOROETHENE	79-01-6	2		UG/L
LC34-DPT0597-023.0-20181109	VINYL CHLORIDE	75-01-4	32		UG/L
LC34-DPT0597-028.0-20171110	1,1,2-TRICHLOROTRIFLUOROETHANE	76-13-1	1	U	UG/L
LC34-DPT0597-028.0-20171110	1,1-DICHLOROETHENE	75-35-4	1	U	UG/L
LC34-DPT0597-028.0-20171110	CIS-1,2-DICHLOROETHENE	156-59-2	26		UG/L
LC34-DPT0597-028.0-20171110	TRANS-1,2-DICHLOROETHENE	156-60-5	1	U	UG/L
LC34-DPT0597-028.0-20171110	TRICHLOROETHENE	79-01-6	2		UG/L
LC34-DPT0597-028.0-20171110	VINYL CHLORIDE	75-01-4	13		UG/L
LC34-DPT0597-028.0-20181109	1,1,2-TRICHLOROTRIFLUOROETHANE	76-13-1	3	U	UG/L
LC34-DPT0597-028.0-20181109	1,1-DICHLOROETHENE	75-35-4	3	U	UG/L

DPT Results - DNAPL Source Zone
Launch Complex 34, SWMU CC054

Sample_ID	Parameter	CAS	Lab Result	Qualifier	Units
LC34-DPT0597-028.0-20181109	CIS-1,2-DICHLOROETHENE	156-59-2	37		UG/L
LC34-DPT0597-028.0-20181109	TRANS-1,2-DICHLOROETHENE	156-60-5	3	U	UG/L
LC34-DPT0597-028.0-20181109	TRICHLOROETHENE	79-01-6	3	U	UG/L
LC34-DPT0597-028.0-20181109	VINYL CHLORIDE	75-01-4	24		UG/L
LC34-DPT0597-033.0-20171110	1,1,2-TRICHLOROTRIFLUOROETHANE	76-13-1	1	U	UG/L
LC34-DPT0597-033.0-20171110	1,1-DICHLOROETHENE	75-35-4	1	U	UG/L
LC34-DPT0597-033.0-20171110	CIS-1,2-DICHLOROETHENE	156-59-2	39		UG/L
LC34-DPT0597-033.0-20171110	TRANS-1,2-DICHLOROETHENE	156-60-5	2		UG/L
LC34-DPT0597-033.0-20171110	TRICHLOROETHENE	79-01-6	82		UG/L
LC34-DPT0597-033.0-20171110	VINYL CHLORIDE	75-01-4	44		UG/L
LC34-DPT0597-033.0-20181109	1,1,2-TRICHLOROTRIFLUOROETHANE	76-13-1	2	U	UG/L
LC34-DPT0597-033.0-20181109	1,1-DICHLOROETHENE	75-35-4	2	U	UG/L
LC34-DPT0597-033.0-20181109	CIS-1,2-DICHLOROETHENE	156-59-2	34		UG/L
LC34-DPT0597-033.0-20181109	TRANS-1,2-DICHLOROETHENE	156-60-5	2	U	UG/L
LC34-DPT0597-033.0-20181109	TRICHLOROETHENE	79-01-6	9		UG/L
LC34-DPT0597-033.0-20181109	VINYL CHLORIDE	75-01-4	10		UG/L
LC34-DPT0597-038.0-20171110	1,1,2-TRICHLOROTRIFLUOROETHANE	76-13-1	20	U	UG/L
LC34-DPT0597-038.0-20171110	1,1-DICHLOROETHENE	75-35-4	20	U	UG/L
LC34-DPT0597-038.0-20171110	CIS-1,2-DICHLOROETHENE	156-59-2	180		UG/L
LC34-DPT0597-038.0-20171110	TRANS-1,2-DICHLOROETHENE	156-60-5	20	U	UG/L
LC34-DPT0597-038.0-20171110	TRICHLOROETHENE	79-01-6	4000		UG/L
LC34-DPT0597-038.0-20171110	VINYL CHLORIDE	75-01-4	20	U	UG/L
LC34-DPT0597-038.0-20181109	1,1,2-TRICHLOROTRIFLUOROETHANE	76-13-1	290	U	UG/L
LC34-DPT0597-038.0-20181109	1,1-DICHLOROETHENE	75-35-4	290	U	UG/L
LC34-DPT0597-038.0-20181109	CIS-1,2-DICHLOROETHENE	156-59-2	2100		UG/L
LC34-DPT0597-038.0-20181109	TRANS-1,2-DICHLOROETHENE	156-60-5	290	U	UG/L
LC34-DPT0597-038.0-20181109	TRICHLOROETHENE	79-01-6	79500		UG/L
LC34-DPT0597-038.0-20181109	VINYL CHLORIDE	75-01-4	290	U	UG/L
LC34-DPT0597-043.0-20171110	1,1,2-TRICHLOROTRIFLUOROETHANE	76-13-1	2000	U	UG/L

DPT Results - DNAPL Source Zone
Launch Complex 34, SWMU CC054

Sample_ID	Parameter	CAS	Lab Result	Qualifier	Units
LC34-DPT0597-043.0-20171110	1,1-DICHLOROETHENE	75-35-4	2000	U	UG/L
LC34-DPT0597-043.0-20171110	CIS-1,2-DICHLOROETHENE	156-59-2	16700		UG/L
LC34-DPT0597-043.0-20171110	TRANS-1,2-DICHLOROETHENE	156-60-5	2000	U	UG/L
LC34-DPT0597-043.0-20171110	TRICHLOROETHENE	79-01-6	235000		UG/L
LC34-DPT0597-043.0-20171110	VINYL CHLORIDE	75-01-4	2000	U	UG/L
LC34-DPT0597-043.0-20181109	1,1,2-TRICHLOROTRIFLUOROETHANE	76-13-1	290	U	UG/L
LC34-DPT0597-043.0-20181109	1,1-DICHLOROETHENE	75-35-4	290	U	UG/L
LC34-DPT0597-043.0-20181109	CIS-1,2-DICHLOROETHENE	156-59-2	3500		UG/L
LC34-DPT0597-043.0-20181109	TRANS-1,2-DICHLOROETHENE	156-60-5	290	U	UG/L
LC34-DPT0597-043.0-20181109	TRICHLOROETHENE	79-01-6	89300		UG/L
LC34-DPT0597-043.0-20181109	VINYL CHLORIDE	75-01-4	290	U	UG/L
LC34-DPT0597-048.0-20171110	1,1,2-TRICHLOROTRIFLUOROETHANE	76-13-1	3300	U	UG/L
LC34-DPT0597-048.0-20171110	1,1-DICHLOROETHENE	75-35-4	3300	U	UG/L
LC34-DPT0597-048.0-20171110	CIS-1,2-DICHLOROETHENE	156-59-2	42000		UG/L
LC34-DPT0597-048.0-20171110	TRANS-1,2-DICHLOROETHENE	156-60-5	3300	U	UG/L
LC34-DPT0597-048.0-20171110	TRICHLOROETHENE	79-01-6	759000		UG/L
LC34-DPT0597-048.0-20171110	VINYL CHLORIDE	75-01-4	3300	U	UG/L
LC34-DPT0597-048.0-20181109	1,1,2-TRICHLOROTRIFLUOROETHANE	76-13-1	2000	U	UG/L
LC34-DPT0597-048.0-20181109	1,1-DICHLOROETHENE	75-35-4	2000	U	UG/L
LC34-DPT0597-048.0-20181109	CIS-1,2-DICHLOROETHENE	156-59-2	31000		UG/L
LC34-DPT0597-048.0-20181109	TRANS-1,2-DICHLOROETHENE	156-60-5	2000	U	UG/L
LC34-DPT0597-048.0-20181109	TRICHLOROETHENE	79-01-6	578000		UG/L
LC34-DPT0597-048.0-20181109	VINYL CHLORIDE	75-01-4	2000	U	UG/L
LC34-DPT0597-053.0-20171110	1,1,2-TRICHLOROTRIFLUOROETHANE	76-13-1	2000	U	UG/L
LC34-DPT0597-053.0-20171110	1,1-DICHLOROETHENE	75-35-4	2000	U	UG/L
LC34-DPT0597-053.0-20171110	CIS-1,2-DICHLOROETHENE	156-59-2	97600		UG/L
LC34-DPT0597-053.0-20171110	TRANS-1,2-DICHLOROETHENE	156-60-5	2000	U	UG/L
LC34-DPT0597-053.0-20171110	TRICHLOROETHENE	79-01-6	1120000		UG/L
LC34-DPT0597-053.0-20171110	VINYL CHLORIDE	75-01-4	38200		UG/L

DPT Results - DNAPL Source Zone
Launch Complex 34, SWMU CC054

Sample_ID	Parameter	CAS	Lab Result	Qualifier	Units
LC34-DPT0597-053.0-20181109	1,1,2-TRICHLOROTRIFLUOROETHANE	76-13-1	290		UG/L
LC34-DPT0597-053.0-20181109	1,1-DICHLOROETHENE	75-35-4	300		UG/L
LC34-DPT0597-053.0-20181109	CIS-1,2-DICHLOROETHENE	156-59-2	31300		UG/L
LC34-DPT0597-053.0-20181109	TRANS-1,2-DICHLOROETHENE	156-60-5	310		UG/L
LC34-DPT0597-053.0-20181109	TRICHLOROETHENE	79-01-6	495000	J	UG/L
LC34-DPT0597-053.0-20181109	VINYL CHLORIDE	75-01-4	970		UG/L
LC34-DPT0597-058.0-20171110	1,1,2-TRICHLOROTRIFLUOROETHANE	76-13-1	2500	U	UG/L
LC34-DPT0597-058.0-20171110	1,1-DICHLOROETHENE	75-35-4	5100		UG/L
LC34-DPT0597-058.0-20171110	CIS-1,2-DICHLOROETHENE	156-59-2	17000		UG/L
LC34-DPT0597-058.0-20171110	TRANS-1,2-DICHLOROETHENE	156-60-5	2500	U	UG/L
LC34-DPT0597-058.0-20171110	TRICHLOROETHENE	79-01-6	1360000		UG/L
LC34-DPT0597-058.0-20171110	VINYL CHLORIDE	75-01-4	2800		UG/L
LC34-DPT0597-058.0-20181109	1,1,2-TRICHLOROTRIFLUOROETHANE	76-13-1	3300	U	UG/L
LC34-DPT0597-058.0-20181109	1,1-DICHLOROETHENE	75-35-4	3300	U	UG/L
LC34-DPT0597-058.0-20181109	CIS-1,2-DICHLOROETHENE	156-59-2	29000		UG/L
LC34-DPT0597-058.0-20181109	TRANS-1,2-DICHLOROETHENE	156-60-5	3300	U	UG/L
LC34-DPT0597-058.0-20181109	TRICHLOROETHENE	79-01-6	811000		UG/L
LC34-DPT0597-058.0-20181109	VINYL CHLORIDE	75-01-4	3300	U	UG/L
LC34-DPT0597-063.0-20171110	1,1,2-TRICHLOROTRIFLUOROETHANE	76-13-1	1000	U	UG/L
LC34-DPT0597-063.0-20171110	1,1-DICHLOROETHENE	75-35-4	1000	U	UG/L
LC34-DPT0597-063.0-20171110	CIS-1,2-DICHLOROETHENE	156-59-2	22300		UG/L
LC34-DPT0597-063.0-20171110	TRANS-1,2-DICHLOROETHENE	156-60-5	1000	U	UG/L
LC34-DPT0597-063.0-20171110	TRICHLOROETHENE	79-01-6	271000		UG/L
LC34-DPT0597-063.0-20171110	VINYL CHLORIDE	75-01-4	1000	U	UG/L
LC34-DPT0597-063.0-20181109	1,1,2-TRICHLOROTRIFLUOROETHANE	76-13-1	1000	U	UG/L
LC34-DPT0597-063.0-20181109	1,1-DICHLOROETHENE	75-35-4	1000	U	UG/L
LC34-DPT0597-063.0-20181109	CIS-1,2-DICHLOROETHENE	156-59-2	37000		UG/L
LC34-DPT0597-063.0-20181109	TRANS-1,2-DICHLOROETHENE	156-60-5	1000	U	UG/L
LC34-DPT0597-063.0-20181109	TRICHLOROETHENE	79-01-6	473000		UG/L

DPT Results - DNAPL Source Zone
Launch Complex 34, SWMU CC054

Sample_ID	Parameter	CAS	Lab Result	Qualifier	Units
LC34-DPT0597-063.0-20181109	VINYL CHLORIDE	75-01-4	1000	U	UG/L
LC34-DPT0597-068.0-20181109	1,1,2-TRICHLOROTRIFLUOROETHANE	76-13-1	40	U	UG/L
LC34-DPT0597-068.0-20181109	1,1-DICHLOROETHENE	75-35-4	40	U	UG/L
LC34-DPT0597-068.0-20181109	CIS-1,2-DICHLOROETHENE	156-59-2	40		UG/L
LC34-DPT0597-068.0-20181109	TRANS-1,2-DICHLOROETHENE	156-60-5	40	U	UG/L
LC34-DPT0597-068.0-20181109	TRICHLOROETHENE	79-01-6	8200		UG/L
LC34-DPT0597-068.0-20181109	VINYL CHLORIDE	75-01-4	40	U	UG/L
LC34-DPT0597-073.0-20181109	1,1,2-TRICHLOROTRIFLUOROETHANE	76-13-1	290	U	UG/L
LC34-DPT0597-073.0-20181109	1,1-DICHLOROETHENE	75-35-4	290	U	UG/L
LC34-DPT0597-073.0-20181109	CIS-1,2-DICHLOROETHENE	156-59-2	1100		UG/L
LC34-DPT0597-073.0-20181109	TRANS-1,2-DICHLOROETHENE	156-60-5	290	U	UG/L
LC34-DPT0597-073.0-20181109	TRICHLOROETHENE	79-01-6	35700		UG/L
LC34-DPT0597-073.0-20181109	VINYL CHLORIDE	75-01-4	290	U	UG/L
LC34-DPT0597-078.0-20181109	1,1,2-TRICHLOROTRIFLUOROETHANE	76-13-1	4200		UG/L
LC34-DPT0597-078.0-20181109	1,1-DICHLOROETHENE	75-35-4	2000	U	UG/L
LC34-DPT0597-078.0-20181109	CIS-1,2-DICHLOROETHENE	156-59-2	7200		UG/L
LC34-DPT0597-078.0-20181109	TRANS-1,2-DICHLOROETHENE	156-60-5	2000	U	UG/L
LC34-DPT0597-078.0-20181109	TRICHLOROETHENE	79-01-6	828000		UG/L
LC34-DPT0597-078.0-20181109	VINYL CHLORIDE	75-01-4	2000	U	UG/L
LC34-DPT0597-083.0-20181109	1,1,2-TRICHLOROTRIFLUOROETHANE	76-13-1	200	U	UG/L
LC34-DPT0597-083.0-20181109	1,1-DICHLOROETHENE	75-35-4	200	U	UG/L
LC34-DPT0597-083.0-20181109	CIS-1,2-DICHLOROETHENE	156-59-2	830		UG/L
LC34-DPT0597-083.0-20181109	TRANS-1,2-DICHLOROETHENE	156-60-5	200	U	UG/L
LC34-DPT0597-083.0-20181109	TRICHLOROETHENE	79-01-6	14300		UG/L
LC34-DPT0597-083.0-20181109	VINYL CHLORIDE	75-01-4	200	U	UG/L
LC34-DPT0598-008.0-20171109	1,1,2-TRICHLOROTRIFLUOROETHANE	76-13-1	1	U	UG/L
LC34-DPT0598-008.0-20171109	1,1-DICHLOROETHENE	75-35-4	1	U	UG/L
LC34-DPT0598-008.0-20171109	CIS-1,2-DICHLOROETHENE	156-59-2	5		UG/L
LC34-DPT0598-008.0-20171109	TRANS-1,2-DICHLOROETHENE	156-60-5	1	U	UG/L

DPT Results - DNAPL Source Zone
Launch Complex 34, SWMU CC054

Sample_ID	Parameter	CAS	Lab Result	Qualifier	Units
LC34-DPT0598-008.0-20171109	TRICHLOROETHENE	79-01-6	4		UG/L
LC34-DPT0598-008.0-20171109	VINYL CHLORIDE	75-01-4	16		UG/L
LC34-DPT0598-008.0-20181112	1,1,2-TRICHLOROTRIFLUOROETHANE	76-13-1	1	U	UG/L
LC34-DPT0598-008.0-20181112	1,1-DICHLOROETHENE	75-35-4	1	U	UG/L
LC34-DPT0598-008.0-20181112	CIS-1,2-DICHLOROETHENE	156-59-2	11		UG/L
LC34-DPT0598-008.0-20181112	TRANS-1,2-DICHLOROETHENE	156-60-5	1	U	UG/L
LC34-DPT0598-008.0-20181112	TRICHLOROETHENE	79-01-6	1	U	UG/L
LC34-DPT0598-008.0-20181112	VINYL CHLORIDE	75-01-4	4		UG/L
LC34-DPT0598-013.0-20171109	1,1,2-TRICHLOROTRIFLUOROETHANE	76-13-1	1	U	UG/L
LC34-DPT0598-013.0-20171109	1,1-DICHLOROETHENE	75-35-4	1	U	UG/L
LC34-DPT0598-013.0-20171109	CIS-1,2-DICHLOROETHENE	156-59-2	13		UG/L
LC34-DPT0598-013.0-20171109	TRANS-1,2-DICHLOROETHENE	156-60-5	1	U	UG/L
LC34-DPT0598-013.0-20171109	TRICHLOROETHENE	79-01-6	46		UG/L
LC34-DPT0598-013.0-20171109	VINYL CHLORIDE	75-01-4	8		UG/L
LC34-DPT0598-013.0-20181112	1,1,2-TRICHLOROTRIFLUOROETHANE	76-13-1	1	U	UG/L
LC34-DPT0598-013.0-20181112	1,1-DICHLOROETHENE	75-35-4	1	U	UG/L
LC34-DPT0598-013.0-20181112	CIS-1,2-DICHLOROETHENE	156-59-2	8		UG/L
LC34-DPT0598-013.0-20181112	TRANS-1,2-DICHLOROETHENE	156-60-5	1	U	UG/L
LC34-DPT0598-013.0-20181112	TRICHLOROETHENE	79-01-6	2		UG/L
LC34-DPT0598-013.0-20181112	VINYL CHLORIDE	75-01-4	2		UG/L
LC34-DPT0598-018.0-20171109	1,1,2-TRICHLOROTRIFLUOROETHANE	76-13-1	1	U	UG/L
LC34-DPT0598-018.0-20171109	1,1-DICHLOROETHENE	75-35-4	1	U	UG/L
LC34-DPT0598-018.0-20171109	CIS-1,2-DICHLOROETHENE	156-59-2	19		UG/L
LC34-DPT0598-018.0-20171109	TRANS-1,2-DICHLOROETHENE	156-60-5	1	U	UG/L
LC34-DPT0598-018.0-20171109	TRICHLOROETHENE	79-01-6	44		UG/L
LC34-DPT0598-018.0-20171109	VINYL CHLORIDE	75-01-4	32		UG/L
LC34-DPT0598-018.0-20181112	1,1,2-TRICHLOROTRIFLUOROETHANE	76-13-1	1	U	UG/L
LC34-DPT0598-018.0-20181112	1,1-DICHLOROETHENE	75-35-4	1	U	UG/L
LC34-DPT0598-018.0-20181112	CIS-1,2-DICHLOROETHENE	156-59-2	11		UG/L

DPT Results - DNAPL Source Zone
Launch Complex 34, SWMU CC054

Sample_ID	Parameter	CAS	Lab Result	Qualifier	Units
LC34-DPT0598-018.0-20181112	TRANS-1,2-DICHLOROETHENE	156-60-5	1	U	UG/L
LC34-DPT0598-018.0-20181112	TRICHLOROETHENE	79-01-6	2		UG/L
LC34-DPT0598-018.0-20181112	VINYL CHLORIDE	75-01-4	5		UG/L
LC34-DPT0598-023.0-20171109	1,1,2-TRICHLOROTRIFLUOROETHANE	76-13-1	1	U	UG/L
LC34-DPT0598-023.0-20171109	1,1-DICHLOROETHENE	75-35-4	1	U	UG/L
LC34-DPT0598-023.0-20171109	CIS-1,2-DICHLOROETHENE	156-59-2	32		UG/L
LC34-DPT0598-023.0-20171109	TRANS-1,2-DICHLOROETHENE	156-60-5	25		UG/L
LC34-DPT0598-023.0-20171109	TRICHLOROETHENE	79-01-6	14		UG/L
LC34-DPT0598-023.0-20171109	VINYL CHLORIDE	75-01-4	88		UG/L
LC34-DPT0598-023.0-20181112	1,1,2-TRICHLOROTRIFLUOROETHANE	76-13-1	1	U	UG/L
LC34-DPT0598-023.0-20181112	1,1-DICHLOROETHENE	75-35-4	1	U	UG/L
LC34-DPT0598-023.0-20181112	CIS-1,2-DICHLOROETHENE	156-59-2	23		UG/L
LC34-DPT0598-023.0-20181112	TRANS-1,2-DICHLOROETHENE	156-60-5	10		UG/L
LC34-DPT0598-023.0-20181112	TRICHLOROETHENE	79-01-6	2		UG/L
LC34-DPT0598-023.0-20181112	VINYL CHLORIDE	75-01-4	94		UG/L
LC34-DPT0598-028.0-20171109	1,1,2-TRICHLOROTRIFLUOROETHANE	76-13-1	1	U	UG/L
LC34-DPT0598-028.0-20171109	1,1-DICHLOROETHENE	75-35-4	1	U	UG/L
LC34-DPT0598-028.0-20171109	CIS-1,2-DICHLOROETHENE	156-59-2	9		UG/L
LC34-DPT0598-028.0-20171109	TRANS-1,2-DICHLOROETHENE	156-60-5	52		UG/L
LC34-DPT0598-028.0-20171109	TRICHLOROETHENE	79-01-6	3		UG/L
LC34-DPT0598-028.0-20171109	VINYL CHLORIDE	75-01-4	16		UG/L
LC34-DPT0598-028.0-20181112	1,1,2-TRICHLOROTRIFLUOROETHANE	76-13-1	1	U	UG/L
LC34-DPT0598-028.0-20181112	1,1-DICHLOROETHENE	75-35-4	1	U	UG/L
LC34-DPT0598-028.0-20181112	CIS-1,2-DICHLOROETHENE	156-59-2	10		UG/L
LC34-DPT0598-028.0-20181112	TRANS-1,2-DICHLOROETHENE	156-60-5	56		UG/L
LC34-DPT0598-028.0-20181112	TRICHLOROETHENE	79-01-6	1	U	UG/L
LC34-DPT0598-028.0-20181112	VINYL CHLORIDE	75-01-4	46		UG/L
LC34-DPT0598-033.0-20171109	1,1,2-TRICHLOROTRIFLUOROETHANE	76-13-1	100	U	UG/L
LC34-DPT0598-033.0-20171109	1,1-DICHLOROETHENE	75-35-4	100	U	UG/L

DPT Results - DNAPL Source Zone
Launch Complex 34, SWMU CC054

Sample_ID	Parameter	CAS	Lab Result	Qualifier	Units
LC34-DPT0598-033.0-20171109	CIS-1,2-DICHLOROETHENE	156-59-2	5200		UG/L
LC34-DPT0598-033.0-20171109	TRANS-1,2-DICHLOROETHENE	156-60-5	340		UG/L
LC34-DPT0598-033.0-20171109	TRICHLOROETHENE	79-01-6	10	U	UG/L
LC34-DPT0598-033.0-20171109	VINYL CHLORIDE	75-01-4	9000		UG/L
LC34-DPT0598-033.0-20181112	1,1,2-TRICHLOROTRIFLUOROETHANE	76-13-1	1	U	UG/L
LC34-DPT0598-033.0-20181112	1,1-DICHLOROETHENE	75-35-4	1	U	UG/L
LC34-DPT0598-033.0-20181112	CIS-1,2-DICHLOROETHENE	156-59-2	12		UG/L
LC34-DPT0598-033.0-20181112	TRANS-1,2-DICHLOROETHENE	156-60-5	13		UG/L
LC34-DPT0598-033.0-20181112	TRICHLOROETHENE	79-01-6	1		UG/L
LC34-DPT0598-033.0-20181112	VINYL CHLORIDE	75-01-4	69		UG/L
LC34-DPT0598-038.0-20171109	1,1,2-TRICHLOROTRIFLUOROETHANE	76-13-1	400	U	UG/L
LC34-DPT0598-038.0-20171109	1,1-DICHLOROETHENE	75-35-4	400	U	UG/L
LC34-DPT0598-038.0-20171109	CIS-1,2-DICHLOROETHENE	156-59-2	662000		UG/L
LC34-DPT0598-038.0-20171109	TRANS-1,2-DICHLOROETHENE	156-60-5	1700		UG/L
LC34-DPT0598-038.0-20171109	TRICHLOROETHENE	79-01-6	4700		UG/L
LC34-DPT0598-038.0-20171109	VINYL CHLORIDE	75-01-4	16500		UG/L
LC34-DPT0598-038.0-20181112	1,1,2-TRICHLOROTRIFLUOROETHANE	76-13-1	200	U	UG/L
LC34-DPT0598-038.0-20181112	1,1-DICHLOROETHENE	75-35-4	200	U	UG/L
LC34-DPT0598-038.0-20181112	CIS-1,2-DICHLOROETHENE	156-59-2	36700		UG/L
LC34-DPT0598-038.0-20181112	TRANS-1,2-DICHLOROETHENE	156-60-5	1200		UG/L
LC34-DPT0598-038.0-20181112	TRICHLOROETHENE	79-01-6	2200		UG/L
LC34-DPT0598-038.0-20181112	VINYL CHLORIDE	75-01-4	17600		UG/L
LC34-DPT0598-043.0-20171109	1,1,2-TRICHLOROTRIFLUOROETHANE	76-13-1	200	U	UG/L
LC34-DPT0598-043.0-20171109	1,1-DICHLOROETHENE	75-35-4	200	U	UG/L
LC34-DPT0598-043.0-20171109	CIS-1,2-DICHLOROETHENE	156-59-2	108000		UG/L
LC34-DPT0598-043.0-20171109	TRANS-1,2-DICHLOROETHENE	156-60-5	2300		UG/L
LC34-DPT0598-043.0-20171109	TRICHLOROETHENE	79-01-6	12300		UG/L
LC34-DPT0598-043.0-20171109	VINYL CHLORIDE	75-01-4	9200		UG/L
LC34-DPT0598-043.0-20181112	1,1,2-TRICHLOROTRIFLUOROETHANE	76-13-1	250	U	UG/L

DPT Results - DNAPL Source Zone
Launch Complex 34, SWMU CC054

Sample_ID	Parameter	CAS	Lab Result	Qualifier	Units
LC34-DPT0598-043.0-20181112	1,1-DICHLOROETHENE	75-35-4	250	U	UG/L
LC34-DPT0598-043.0-20181112	CIS-1,2-DICHLOROETHENE	156-59-2	32600		UG/L
LC34-DPT0598-043.0-20181112	TRANS-1,2-DICHLOROETHENE	156-60-5	250	U	UG/L
LC34-DPT0598-043.0-20181112	TRICHLOROETHENE	79-01-6	320		UG/L
LC34-DPT0598-043.0-20181112	VINYL CHLORIDE	75-01-4	2400		UG/L
LC34-DPT0598-048.0-20171109	1,1,2-TRICHLOROTRIFLUOROETHANE	76-13-1	200	U	UG/L
LC34-DPT0598-048.0-20171109	1,1-DICHLOROETHENE	75-35-4	200	U	UG/L
LC34-DPT0598-048.0-20171109	CIS-1,2-DICHLOROETHENE	156-59-2	38000		UG/L
LC34-DPT0598-048.0-20171109	TRANS-1,2-DICHLOROETHENE	156-60-5	4480		UG/L
LC34-DPT0598-048.0-20171109	TRICHLOROETHENE	79-01-6	59400		UG/L
LC34-DPT0598-048.0-20171109	VINYL CHLORIDE	75-01-4	570		UG/L
LC34-DPT0598-048.0-20181112	1,1,2-TRICHLOROTRIFLUOROETHANE	76-13-1	100	U	UG/L
LC34-DPT0598-048.0-20181112	1,1-DICHLOROETHENE	75-35-4	100		UG/L
LC34-DPT0598-048.0-20181112	CIS-1,2-DICHLOROETHENE	156-59-2	35900		UG/L
LC34-DPT0598-048.0-20181112	TRANS-1,2-DICHLOROETHENE	156-60-5	360		UG/L
LC34-DPT0598-048.0-20181112	TRICHLOROETHENE	79-01-6	27300		UG/L
LC34-DPT0598-048.0-20181112	VINYL CHLORIDE	75-01-4	2600		UG/L
LC34-DPT0598-053.0-20171109	1,1,2-TRICHLOROTRIFLUOROETHANE	76-13-1	20	U	UG/L
LC34-DPT0598-053.0-20171109	1,1-DICHLOROETHENE	75-35-4	20	U	UG/L
LC34-DPT0598-053.0-20171109	CIS-1,2-DICHLOROETHENE	156-59-2	700		UG/L
LC34-DPT0598-053.0-20171109	TRANS-1,2-DICHLOROETHENE	156-60-5	20	U	UG/L
LC34-DPT0598-053.0-20171109	TRICHLOROETHENE	79-01-6	220		UG/L
LC34-DPT0598-053.0-20171109	VINYL CHLORIDE	75-01-4	140		UG/L
LC34-DPT0598-053.0-20181112	1,1,2-TRICHLOROTRIFLUOROETHANE	76-13-1	5	U	UG/L
LC34-DPT0598-053.0-20181112	1,1-DICHLOROETHENE	75-35-4	5	U	UG/L
LC34-DPT0598-053.0-20181112	CIS-1,2-DICHLOROETHENE	156-59-2	570		UG/L
LC34-DPT0598-053.0-20181112	TRANS-1,2-DICHLOROETHENE	156-60-5	9		UG/L
LC34-DPT0598-053.0-20181112	TRICHLOROETHENE	79-01-6	57		UG/L
LC34-DPT0598-053.0-20181112	VINYL CHLORIDE	75-01-4	62		UG/L

DPT Results - DNAPL Source Zone
Launch Complex 34, SWMU CC054

Sample_ID	Parameter	CAS	Lab Result	Qualifier	Units
LC34-DPT0598-058.0-20171110	1,1,2-TRICHLOROTRIFLUOROETHANE	76-13-1	10	U	UG/L
LC34-DPT0598-058.0-20171110	1,1-DICHLOROETHENE	75-35-4	200		UG/L
LC34-DPT0598-058.0-20171110	CIS-1,2-DICHLOROETHENE	156-59-2	29300		UG/L
LC34-DPT0598-058.0-20171110	TRANS-1,2-DICHLOROETHENE	156-60-5	380		UG/L
LC34-DPT0598-058.0-20171110	TRICHLOROETHENE	79-01-6	17200		UG/L
LC34-DPT0598-058.0-20171110	VINYL CHLORIDE	75-01-4	250		UG/L
LC34-DPT0598-058.0-20181112	1,1,2-TRICHLOROTRIFLUOROETHANE	76-13-1	50	U	UG/L
LC34-DPT0598-058.0-20181112	1,1-DICHLOROETHENE	75-35-4	120		UG/L
LC34-DPT0598-058.0-20181112	CIS-1,2-DICHLOROETHENE	156-59-2	28400		UG/L
LC34-DPT0598-058.0-20181112	TRANS-1,2-DICHLOROETHENE	156-60-5	390		UG/L
LC34-DPT0598-058.0-20181112	TRICHLOROETHENE	79-01-6	15800		UG/L
LC34-DPT0598-058.0-20181112	VINYL CHLORIDE	75-01-4	91		UG/L
LC34-DPT0598-063.0-20171110	1,1,2-TRICHLOROTRIFLUOROETHANE	76-13-1	5	U	UG/L
LC34-DPT0598-063.0-20171110	1,1-DICHLOROETHENE	75-35-4	5	U	UG/L
LC34-DPT0598-063.0-20171110	CIS-1,2-DICHLOROETHENE	156-59-2	150		UG/L
LC34-DPT0598-063.0-20171110	TRANS-1,2-DICHLOROETHENE	156-60-5	10		UG/L
LC34-DPT0598-063.0-20171110	TRICHLOROETHENE	79-01-6	210		UG/L
LC34-DPT0598-063.0-20171110	VINYL CHLORIDE	75-01-4	5	U	UG/L
LC34-DPT0598-063.0-20181112	1,1,2-TRICHLOROTRIFLUOROETHANE	76-13-1	5	U	UG/L
LC34-DPT0598-063.0-20181112	1,1-DICHLOROETHENE	75-35-4	5	U	UG/L
LC34-DPT0598-063.0-20181112	CIS-1,2-DICHLOROETHENE	156-59-2	120		UG/L
LC34-DPT0598-063.0-20181112	TRANS-1,2-DICHLOROETHENE	156-60-5	5	U	UG/L
LC34-DPT0598-063.0-20181112	TRICHLOROETHENE	79-01-6	6		UG/L
LC34-DPT0598-063.0-20181112	VINYL CHLORIDE	75-01-4	5	U	UG/L
LC34-DPT0598-068.0-20171110	1,1,2-TRICHLOROTRIFLUOROETHANE	76-13-1	1	U	UG/L
LC34-DPT0598-068.0-20171110	1,1-DICHLOROETHENE	75-35-4	1	U	UG/L
LC34-DPT0598-068.0-20171110	CIS-1,2-DICHLOROETHENE	156-59-2	44		UG/L
LC34-DPT0598-068.0-20171110	TRANS-1,2-DICHLOROETHENE	156-60-5	2		UG/L
LC34-DPT0598-068.0-20171110	TRICHLOROETHENE	79-01-6	40		UG/L

DPT Results - DNAPL Source Zone
Launch Complex 34, SWMU CC054

Sample_ID	Parameter	CAS	Lab Result	Qualifier	Units
LC34-DPT0598-068.0-20171110	VINYL CHLORIDE	75-01-4	1		UG/L
LC34-DPT0598-068.0-20181112	1,1,2-TRICHLOROTRIFLUOROETHANE	76-13-1	3	U	UG/L
LC34-DPT0598-068.0-20181112	1,1-DICHLOROETHENE	75-35-4	3	U	UG/L
LC34-DPT0598-068.0-20181112	CIS-1,2-DICHLOROETHENE	156-59-2	3		UG/L
LC34-DPT0598-068.0-20181112	TRANS-1,2-DICHLOROETHENE	156-60-5	3	U	UG/L
LC34-DPT0598-068.0-20181112	TRICHLOROETHENE	79-01-6	4		UG/L
LC34-DPT0598-068.0-20181112	VINYL CHLORIDE	75-01-4	3	U	UG/L
LC34-DPT0598-073.0-20171110	1,1,2-TRICHLOROTRIFLUOROETHANE	76-13-1	1	U	UG/L
LC34-DPT0598-073.0-20171110	1,1-DICHLOROETHENE	75-35-4	1	U	UG/L
LC34-DPT0598-073.0-20171110	CIS-1,2-DICHLOROETHENE	156-59-2	12		UG/L
LC34-DPT0598-073.0-20171110	TRANS-1,2-DICHLOROETHENE	156-60-5	2		UG/L
LC34-DPT0598-073.0-20171110	TRICHLOROETHENE	79-01-6	11		UG/L
LC34-DPT0598-073.0-20171110	VINYL CHLORIDE	75-01-4	1	U	UG/L
LC34-DPT0598-073.0-20181112	1,1,2-TRICHLOROTRIFLUOROETHANE	76-13-1	40	U	UG/L
LC34-DPT0598-073.0-20181112	1,1-DICHLOROETHENE	75-35-4	40	U	UG/L
LC34-DPT0598-073.0-20181112	CIS-1,2-DICHLOROETHENE	156-59-2	1200		UG/L
LC34-DPT0598-073.0-20181112	TRANS-1,2-DICHLOROETHENE	156-60-5	40	U	UG/L
LC34-DPT0598-073.0-20181112	TRICHLOROETHENE	79-01-6	17700		UG/L
LC34-DPT0598-073.0-20181112	VINYL CHLORIDE	75-01-4	40	U	UG/L
LC34-DPT0598-078.0-20171110	1,1,2-TRICHLOROTRIFLUOROETHANE	76-13-1	2000	U	UG/L
LC34-DPT0598-078.0-20171110	1,1-DICHLOROETHENE	75-35-4	2000	U	UG/L
LC34-DPT0598-078.0-20171110	CIS-1,2-DICHLOROETHENE	156-59-2	13400		UG/L
LC34-DPT0598-078.0-20171110	TRANS-1,2-DICHLOROETHENE	156-60-5	2000	U	UG/L
LC34-DPT0598-078.0-20171110	TRICHLOROETHENE	79-01-6	384000		UG/L
LC34-DPT0598-078.0-20171110	VINYL CHLORIDE	75-01-4	2000	U	UG/L
LC34-DPT0598-078.0-20181112	1,1,2-TRICHLOROTRIFLUOROETHANE	76-13-1	1100		UG/L
LC34-DPT0598-078.0-20181112	1,1-DICHLOROETHENE	75-35-4	290	U	UG/L
LC34-DPT0598-078.0-20181112	CIS-1,2-DICHLOROETHENE	156-59-2	13100		UG/L
LC34-DPT0598-078.0-20181112	TRANS-1,2-DICHLOROETHENE	156-60-5	290	U	UG/L

DPT Results - DNAPL Source Zone
Launch Complex 34, SWMU CC054

Sample_ID	Parameter	CAS	Lab Result	Qualifier	Units
LC34-DPT0598-078.0-20181112	TRICHLOROETHENE	79-01-6	3190000		UG/L
LC34-DPT0598-078.0-20181112	VINYL CHLORIDE	75-01-4	290	U	UG/L
LC34-DPT0598-083.0-20171110	1,1,2-TRICHLOROTRIFLUOROETHANE	76-13-1	10	U	UG/L
LC34-DPT0598-083.0-20171110	1,1-DICHLOROETHENE	75-35-4	10	U	UG/L
LC34-DPT0598-083.0-20171110	CIS-1,2-DICHLOROETHENE	156-59-2	1600		UG/L
LC34-DPT0598-083.0-20171110	TRANS-1,2-DICHLOROETHENE	156-60-5	32		UG/L
LC34-DPT0598-083.0-20171110	TRICHLOROETHENE	79-01-6	2500		UG/L
LC34-DPT0598-083.0-20171110	VINYL CHLORIDE	75-01-4	10		UG/L
LC34-DPT0598-083.0-20181112	1,1,2-TRICHLOROTRIFLUOROETHANE	76-13-1	10	U	UG/L
LC34-DPT0598-083.0-20181112	1,1-DICHLOROETHENE	75-35-4	10	U	UG/L
LC34-DPT0598-083.0-20181112	CIS-1,2-DICHLOROETHENE	156-59-2	3900		UG/L
LC34-DPT0598-083.0-20181112	TRANS-1,2-DICHLOROETHENE	156-60-5	13		UG/L
LC34-DPT0598-083.0-20181112	TRICHLOROETHENE	79-01-6	5100		UG/L
LC34-DPT0598-083.0-20181112	VINYL CHLORIDE	75-01-4	10	U	UG/L
LC34-DPT0599-008.0-20171113	1,1,2-TRICHLOROTRIFLUOROETHANE	76-13-1	1	U	UG/L
LC34-DPT0599-008.0-20171113	1,1-DICHLOROETHENE	75-35-4	1	U	UG/L
LC34-DPT0599-008.0-20171113	CIS-1,2-DICHLOROETHENE	156-59-2	1	U	UG/L
LC34-DPT0599-008.0-20171113	TRANS-1,2-DICHLOROETHENE	156-60-5	1	U	UG/L
LC34-DPT0599-008.0-20171113	TRICHLOROETHENE	79-01-6	7		UG/L
LC34-DPT0599-008.0-20171113	VINYL CHLORIDE	75-01-4	1	U	UG/L
LC34-DPT0599-008.0-20181113	1,1,2-TRICHLOROTRIFLUOROETHANE	76-13-1	1	U	UG/L
LC34-DPT0599-008.0-20181113	1,1-DICHLOROETHENE	75-35-4	1	U	UG/L
LC34-DPT0599-008.0-20181113	CIS-1,2-DICHLOROETHENE	156-59-2	1	U	UG/L
LC34-DPT0599-008.0-20181113	TRANS-1,2-DICHLOROETHENE	156-60-5	1	U	UG/L
LC34-DPT0599-008.0-20181113	TRICHLOROETHENE	79-01-6	1	U	UG/L
LC34-DPT0599-008.0-20181113	VINYL CHLORIDE	75-01-4	1	U	UG/L
LC34-DPT0599-013.0-20171113	1,1,2-TRICHLOROTRIFLUOROETHANE	76-13-1	1	U	UG/L
LC34-DPT0599-013.0-20171113	1,1-DICHLOROETHENE	75-35-4	1	U	UG/L
LC34-DPT0599-013.0-20171113	CIS-1,2-DICHLOROETHENE	156-59-2	4		UG/L

DPT Results - DNAPL Source Zone
Launch Complex 34, SWMU CC054

Sample_ID	Parameter	CAS	Lab Result	Qualifier	Units
LC34-DPT0599-013.0-20171113	TRANS-1,2-DICHLOROETHENE	156-60-5	1	U	UG/L
LC34-DPT0599-013.0-20171113	TRICHLOROETHENE	79-01-6	84		UG/L
LC34-DPT0599-013.0-20171113	VINYL CHLORIDE	75-01-4	1	U	UG/L
LC34-DPT0599-013.0-20181113	1,1,2-TRICHLOROTRIFLUOROETHANE	76-13-1	1	U	UG/L
LC34-DPT0599-013.0-20181113	1,1-DICHLOROETHENE	75-35-4	1	U	UG/L
LC34-DPT0599-013.0-20181113	CIS-1,2-DICHLOROETHENE	156-59-2	2		UG/L
LC34-DPT0599-013.0-20181113	TRANS-1,2-DICHLOROETHENE	156-60-5	1	U	UG/L
LC34-DPT0599-013.0-20181113	TRICHLOROETHENE	79-01-6	1		UG/L
LC34-DPT0599-013.0-20181113	VINYL CHLORIDE	75-01-4	1	U	UG/L
LC34-DPT0599-018.0-20171113	1,1,2-TRICHLOROTRIFLUOROETHANE	76-13-1	1	U	UG/L
LC34-DPT0599-018.0-20171113	1,1-DICHLOROETHENE	75-35-4	1	U	UG/L
LC34-DPT0599-018.0-20171113	CIS-1,2-DICHLOROETHENE	156-59-2	41		UG/L
LC34-DPT0599-018.0-20171113	TRANS-1,2-DICHLOROETHENE	156-60-5	1	U	UG/L
LC34-DPT0599-018.0-20171113	TRICHLOROETHENE	79-01-6	220		UG/L
LC34-DPT0599-018.0-20171113	VINYL CHLORIDE	75-01-4	41		UG/L
LC34-DPT0599-018.0-20181113	1,1,2-TRICHLOROTRIFLUOROETHANE	76-13-1	3	U	UG/L
LC34-DPT0599-018.0-20181113	1,1-DICHLOROETHENE	75-35-4	3	U	UG/L
LC34-DPT0599-018.0-20181113	CIS-1,2-DICHLOROETHENE	156-59-2	30		UG/L
LC34-DPT0599-018.0-20181113	TRANS-1,2-DICHLOROETHENE	156-60-5	3	U	UG/L
LC34-DPT0599-018.0-20181113	TRICHLOROETHENE	79-01-6	33		UG/L
LC34-DPT0599-018.0-20181113	VINYL CHLORIDE	75-01-4	12		UG/L
LC34-DPT0599-023.0-20171113	1,1,2-TRICHLOROTRIFLUOROETHANE	76-13-1	710		UG/L
LC34-DPT0599-023.0-20171113	1,1-DICHLOROETHENE	75-35-4	200	U	UG/L
LC34-DPT0599-023.0-20171113	CIS-1,2-DICHLOROETHENE	156-59-2	3900		UG/L
LC34-DPT0599-023.0-20171113	TRANS-1,2-DICHLOROETHENE	156-60-5	200	U	UG/L
LC34-DPT0599-023.0-20171113	TRICHLOROETHENE	79-01-6	25100		UG/L
LC34-DPT0599-023.0-20171113	VINYL CHLORIDE	75-01-4	560		UG/L
LC34-DPT0599-023.0-20181113	1,1,2-TRICHLOROTRIFLUOROETHANE	76-13-1	2600		UG/L
LC34-DPT0599-023.0-20181113	1,1-DICHLOROETHENE	75-35-4	100	U	UG/L

DPT Results - DNAPL Source Zone
Launch Complex 34, SWMU CC054

Sample_ID	Parameter	CAS	Lab Result	Qualifier	Units
LC34-DPT0599-023.0-20181113	CIS-1,2-DICHLOROETHENE	156-59-2	3400		UG/L
LC34-DPT0599-023.0-20181113	TRANS-1,2-DICHLOROETHENE	156-60-5	100	U	UG/L
LC34-DPT0599-023.0-20181113	TRICHLOROETHENE	79-01-6	54700	J	UG/L
LC34-DPT0599-023.0-20181113	VINYL CHLORIDE	75-01-4	270		UG/L
LC34-DPT0599-028.0-20171113	1,1,2-TRICHLOROTRIFLUOROETHANE	76-13-1	2000	U	UG/L
LC34-DPT0599-028.0-20171113	1,1-DICHLOROETHENE	75-35-4	2000	U	UG/L
LC34-DPT0599-028.0-20171113	CIS-1,2-DICHLOROETHENE	156-59-2	7500		UG/L
LC34-DPT0599-028.0-20171113	TRANS-1,2-DICHLOROETHENE	156-60-5	2000	U	UG/L
LC34-DPT0599-028.0-20171113	TRICHLOROETHENE	79-01-6	913000		UG/L
LC34-DPT0599-028.0-20171113	VINYL CHLORIDE	75-01-4	2000	U	UG/L
LC34-DPT0599-028.0-20181113	1,1,2-TRICHLOROTRIFLUOROETHANE	76-13-1	290	U	UG/L
LC34-DPT0599-028.0-20181113	1,1-DICHLOROETHENE	75-35-4	290	U	UG/L
LC34-DPT0599-028.0-20181113	CIS-1,2-DICHLOROETHENE	156-59-2	5100		UG/L
LC34-DPT0599-028.0-20181113	TRANS-1,2-DICHLOROETHENE	156-60-5	290	U	UG/L
LC34-DPT0599-028.0-20181113	TRICHLOROETHENE	79-01-6	479000	J	UG/L
LC34-DPT0599-028.0-20181113	VINYL CHLORIDE	75-01-4	670		UG/L
LC34-DPT0599-033.0-20171113	1,1,2-TRICHLOROTRIFLUOROETHANE	76-13-1	3300	U	UG/L
LC34-DPT0599-033.0-20171113	1,1-DICHLOROETHENE	75-35-4	3300	U	UG/L
LC34-DPT0599-033.0-20171113	CIS-1,2-DICHLOROETHENE	156-59-2	25000		UG/L
LC34-DPT0599-033.0-20171113	TRANS-1,2-DICHLOROETHENE	156-60-5	3300	U	UG/L
LC34-DPT0599-033.0-20171113	TRICHLOROETHENE	79-01-6	1000000		UG/L
LC34-DPT0599-033.0-20171113	VINYL CHLORIDE	75-01-4	3300	U	UG/L
LC34-DPT0599-033.0-20181113	1,1,2-TRICHLOROTRIFLUOROETHANE	76-13-1	2000	U	UG/L
LC34-DPT0599-033.0-20181113	1,1-DICHLOROETHENE	75-35-4	2000	U	UG/L
LC34-DPT0599-033.0-20181113	CIS-1,2-DICHLOROETHENE	156-59-2	18300		UG/L
LC34-DPT0599-033.0-20181113	TRANS-1,2-DICHLOROETHENE	156-60-5	2000	U	UG/L
LC34-DPT0599-033.0-20181113	TRICHLOROETHENE	79-01-6	683000		UG/L
LC34-DPT0599-033.0-20181113	VINYL CHLORIDE	75-01-4	2600		UG/L
LC34-DPT0599-038.0-20171113	1,1,2-TRICHLOROTRIFLUOROETHANE	76-13-1	3300	U	UG/L

DPT Results - DNAPL Source Zone
Launch Complex 34, SWMU CC054

Sample_ID	Parameter	CAS	Lab Result	Qualifier	Units
LC34-DPT0599-038.0-20171113	1,1-DICHLOROETHENE	75-35-4	3300	U	UG/L
LC34-DPT0599-038.0-20171113	CIS-1,2-DICHLOROETHENE	156-59-2	50300		UG/L
LC34-DPT0599-038.0-20171113	TRANS-1,2-DICHLOROETHENE	156-60-5	3300	U	UG/L
LC34-DPT0599-038.0-20171113	TRICHLOROETHENE	79-01-6	1030000		UG/L
LC34-DPT0599-038.0-20171113	VINYL CHLORIDE	75-01-4	3300	U	UG/L
LC34-DPT0599-038.0-20181113	1,1,2-TRICHLOROTRIFLUOROETHANE	76-13-1	3300	U	UG/L
LC34-DPT0599-038.0-20181113	1,1-DICHLOROETHENE	75-35-4	3300	U	UG/L
LC34-DPT0599-038.0-20181113	CIS-1,2-DICHLOROETHENE	156-59-2	137000		UG/L
LC34-DPT0599-038.0-20181113	TRANS-1,2-DICHLOROETHENE	156-60-5	3600		UG/L
LC34-DPT0599-038.0-20181113	TRICHLOROETHENE	79-01-6	759000		UG/L
LC34-DPT0599-038.0-20181113	VINYL CHLORIDE	75-01-4	3300	U	UG/L
LC34-DPT0599-043.0-20171113	1,1,2-TRICHLOROTRIFLUOROETHANE	76-13-1	3300	U	UG/L
LC34-DPT0599-043.0-20171113	1,1-DICHLOROETHENE	75-35-4	3300	U	UG/L
LC34-DPT0599-043.0-20171113	CIS-1,2-DICHLOROETHENE	156-59-2	214000		UG/L
LC34-DPT0599-043.0-20171113	TRANS-1,2-DICHLOROETHENE	156-60-5	3300	U	UG/L
LC34-DPT0599-043.0-20171113	TRICHLOROETHENE	79-01-6	356000		UG/L
LC34-DPT0599-043.0-20171113	VINYL CHLORIDE	75-01-4	3300	U	UG/L
LC34-DPT0599-043.0-20181113	1,1,2-TRICHLOROTRIFLUOROETHANE	76-13-1	2000	U	UG/L
LC34-DPT0599-043.0-20181113	1,1-DICHLOROETHENE	75-35-4	2000	U	UG/L
LC34-DPT0599-043.0-20181113	CIS-1,2-DICHLOROETHENE	156-59-2	211000		UG/L
LC34-DPT0599-043.0-20181113	TRANS-1,2-DICHLOROETHENE	156-60-5	2000	U	UG/L
LC34-DPT0599-043.0-20181113	TRICHLOROETHENE	79-01-6	231000		UG/L
LC34-DPT0599-043.0-20181113	VINYL CHLORIDE	75-01-4	3900		UG/L
LC34-DPT0599-048.0-20171113	1,1,2-TRICHLOROTRIFLUOROETHANE	76-13-1	2000	U	UG/L
LC34-DPT0599-048.0-20171113	1,1-DICHLOROETHENE	75-35-4	2000	U	UG/L
LC34-DPT0599-048.0-20171113	CIS-1,2-DICHLOROETHENE	156-59-2	45900		UG/L
LC34-DPT0599-048.0-20171113	TRANS-1,2-DICHLOROETHENE	156-60-5	2000	U	UG/L
LC34-DPT0599-048.0-20171113	TRICHLOROETHENE	79-01-6	1370000		UG/L
LC34-DPT0599-048.0-20171113	VINYL CHLORIDE	75-01-4	2000	U	UG/L

DPT Results - DNAPL Source Zone
Launch Complex 34, SWMU CC054

Sample_ID	Parameter	CAS	Lab Result	Qualifier	Units
LC34-DPT0599-048.0-20181113	1,1,2-TRICHLOROTRIFLUOROETHANE	76-13-1	2000	U	UG/L
LC34-DPT0599-048.0-20181113	1,1-DICHLOROETHENE	75-35-4	2000	U	UG/L
LC34-DPT0599-048.0-20181113	CIS-1,2-DICHLOROETHENE	156-59-2	43200		UG/L
LC34-DPT0599-048.0-20181113	TRANS-1,2-DICHLOROETHENE	156-60-5	2000	U	UG/L
LC34-DPT0599-048.0-20181113	TRICHLOROETHENE	79-01-6	1110000	J	UG/L
LC34-DPT0599-048.0-20181113	VINYL CHLORIDE	75-01-4	2000	U	UG/L
LC34-DPT0599-053.0-20171113	1,1,2-TRICHLOROTRIFLUOROETHANE	76-13-1	200	U	UG/L
LC34-DPT0599-053.0-20171113	1,1-DICHLOROETHENE	75-35-4	200	U	UG/L
LC34-DPT0599-053.0-20171113	CIS-1,2-DICHLOROETHENE	156-59-2	26100		UG/L
LC34-DPT0599-053.0-20171113	TRANS-1,2-DICHLOROETHENE	156-60-5	200	U	UG/L
LC34-DPT0599-053.0-20171113	TRICHLOROETHENE	79-01-6	96700		UG/L
LC34-DPT0599-053.0-20171113	VINYL CHLORIDE	75-01-4	200	U	UG/L
LC34-DPT0599-053.0-20181113	1,1,2-TRICHLOROTRIFLUOROETHANE	76-13-1	40	U	UG/L
LC34-DPT0599-053.0-20181113	1,1-DICHLOROETHENE	75-35-4	61		UG/L
LC34-DPT0599-053.0-20181113	CIS-1,2-DICHLOROETHENE	156-59-2	21600		UG/L
LC34-DPT0599-053.0-20181113	TRANS-1,2-DICHLOROETHENE	156-60-5	67		UG/L
LC34-DPT0599-053.0-20181113	TRICHLOROETHENE	79-01-6	28500	J	UG/L
LC34-DPT0599-053.0-20181113	VINYL CHLORIDE	75-01-4	40	U	UG/L
LC34-DPT0599-058.0-20171113	1,1,2-TRICHLOROTRIFLUOROETHANE	76-13-1	200	U	UG/L
LC34-DPT0599-058.0-20171113	1,1-DICHLOROETHENE	75-35-4	200	U	UG/L
LC34-DPT0599-058.0-20171113	CIS-1,2-DICHLOROETHENE	156-59-2	6500		UG/L
LC34-DPT0599-058.0-20171113	TRANS-1,2-DICHLOROETHENE	156-60-5	200	U	UG/L
LC34-DPT0599-058.0-20171113	TRICHLOROETHENE	79-01-6	51400		UG/L
LC34-DPT0599-058.0-20171113	VINYL CHLORIDE	75-01-4	200	U	UG/L
LC34-DPT0599-058.0-20181113	1,1,2-TRICHLOROTRIFLUOROETHANE	76-13-1	5	U	UG/L
LC34-DPT0599-058.0-20181113	1,1-DICHLOROETHENE	75-35-4	5	U	UG/L
LC34-DPT0599-058.0-20181113	CIS-1,2-DICHLOROETHENE	156-59-2	1300		UG/L
LC34-DPT0599-058.0-20181113	TRANS-1,2-DICHLOROETHENE	156-60-5	14		UG/L
LC34-DPT0599-058.0-20181113	TRICHLOROETHENE	79-01-6	210		UG/L

DPT Results - DNAPL Source Zone
Launch Complex 34, SWMU CC054

Sample_ID	Parameter	CAS	Lab Result	Qualifier	Units
LC34-DPT0599-058.0-20181113	VINYL CHLORIDE	75-01-4	5		UG/L
LC34-DPT0599-063.0-20171113	1,1,2-TRICHLOROTRIFLUOROETHANE	76-13-1	100	U	UG/L
LC34-DPT0599-063.0-20171113	1,1-DICHLOROETHENE	75-35-4	100	U	UG/L
LC34-DPT0599-063.0-20171113	CIS-1,2-DICHLOROETHENE	156-59-2	100	U	UG/L
LC34-DPT0599-063.0-20171113	TRANS-1,2-DICHLOROETHENE	156-60-5	100	U	UG/L
LC34-DPT0599-063.0-20171113	TRICHLOROETHENE	79-01-6	3300		UG/L
LC34-DPT0599-063.0-20171113	VINYL CHLORIDE	75-01-4	100	U	UG/L
LC34-DPT0599-063.0-20181113	1,1,2-TRICHLOROTRIFLUOROETHANE	76-13-1	5	U	UG/L
LC34-DPT0599-063.0-20181113	1,1-DICHLOROETHENE	75-35-4	5	U	UG/L
LC34-DPT0599-063.0-20181113	CIS-1,2-DICHLOROETHENE	156-59-2	29		UG/L
LC34-DPT0599-063.0-20181113	TRANS-1,2-DICHLOROETHENE	156-60-5	9	U	UG/L
LC34-DPT0599-063.0-20181113	TRICHLOROETHENE	79-01-6	1500		UG/L
LC34-DPT0599-063.0-20181113	VINYL CHLORIDE	75-01-4	5	U	UG/L
LC34-DPT0599-068.0-20171113	1,1,2-TRICHLOROTRIFLUOROETHANE	76-13-1	40	U	UG/L
LC34-DPT0599-068.0-20171113	1,1-DICHLOROETHENE	75-35-4	40	U	UG/L
LC34-DPT0599-068.0-20171113	CIS-1,2-DICHLOROETHENE	156-59-2	160		UG/L
LC34-DPT0599-068.0-20171113	TRANS-1,2-DICHLOROETHENE	156-60-5	40	U	UG/L
LC34-DPT0599-068.0-20171113	TRICHLOROETHENE	79-01-6	15800		UG/L
LC34-DPT0599-068.0-20171113	VINYL CHLORIDE	75-01-4	40	U	UG/L
LC34-DPT0599-068.0-20181113	1,1,2-TRICHLOROTRIFLUOROETHANE	76-13-1	5	U	UG/L
LC34-DPT0599-068.0-20181113	1,1-DICHLOROETHENE	75-35-4	5	U	UG/L
LC34-DPT0599-068.0-20181113	CIS-1,2-DICHLOROETHENE	156-59-2	11		UG/L
LC34-DPT0599-068.0-20181113	TRANS-1,2-DICHLOROETHENE	156-60-5	5	U	UG/L
LC34-DPT0599-068.0-20181113	TRICHLOROETHENE	79-01-6	570		UG/L
LC34-DPT0599-068.0-20181113	VINYL CHLORIDE	75-01-4	5	U	UG/L
LC34-DPT0599-073.0-20171113	1,1,2-TRICHLOROTRIFLUOROETHANE	76-13-1	150		UG/L
LC34-DPT0599-073.0-20171113	1,1-DICHLOROETHENE	75-35-4	100	U	UG/L
LC34-DPT0599-073.0-20171113	CIS-1,2-DICHLOROETHENE	156-59-2	860		UG/L
LC34-DPT0599-073.0-20171113	TRANS-1,2-DICHLOROETHENE	156-60-5	100	U	UG/L

DPT Results - DNAPL Source Zone
Launch Complex 34, SWMU CC054

Sample_ID	Parameter	CAS	Lab Result	Qualifier	Units
LC34-DPT0599-073.0-20171113	TRICHLOROETHENE	79-01-6	109000		UG/L
LC34-DPT0599-073.0-20171113	VINYL CHLORIDE	75-01-4	100	U	UG/L
LC34-DPT0599-073.0-20181113	1,1,2-TRICHLOROTRIFLUOROETHANE	76-13-1	10	U	UG/L
LC34-DPT0599-073.0-20181113	1,1-DICHLOROETHENE	75-35-4	10	U	UG/L
LC34-DPT0599-073.0-20181113	CIS-1,2-DICHLOROETHENE	156-59-2	29		UG/L
LC34-DPT0599-073.0-20181113	TRANS-1,2-DICHLOROETHENE	156-60-5	10	U	UG/L
LC34-DPT0599-073.0-20181113	TRICHLOROETHENE	79-01-6	2000		UG/L
LC34-DPT0599-073.0-20181113	VINYL CHLORIDE	75-01-4	10	U	UG/L
LC34-DPT0599-078.0-20171113	1,1,2-TRICHLOROTRIFLUOROETHANE	76-13-1	100	U	UG/L
LC34-DPT0599-078.0-20171113	1,1-DICHLOROETHENE	75-35-4	100	U	UG/L
LC34-DPT0599-078.0-20171113	CIS-1,2-DICHLOROETHENE	156-59-2	1400		UG/L
LC34-DPT0599-078.0-20171113	TRANS-1,2-DICHLOROETHENE	156-60-5	100	U	UG/L
LC34-DPT0599-078.0-20171113	TRICHLOROETHENE	79-01-6	12500		UG/L
LC34-DPT0599-078.0-20171113	VINYL CHLORIDE	75-01-4	100	U	UG/L
LC34-DPT0599-078.0-20181113	1,1,2-TRICHLOROTRIFLUOROETHANE	76-13-1	10	U	UG/L
LC34-DPT0599-078.0-20181113	1,1-DICHLOROETHENE	75-35-4	10	U	UG/L
LC34-DPT0599-078.0-20181113	CIS-1,2-DICHLOROETHENE	156-59-2	490		UG/L
LC34-DPT0599-078.0-20181113	TRANS-1,2-DICHLOROETHENE	156-60-5	19		UG/L
LC34-DPT0599-078.0-20181113	TRICHLOROETHENE	79-01-6	3800		UG/L
LC34-DPT0599-078.0-20181113	VINYL CHLORIDE	75-01-4	10	U	UG/L
LC34-DPT0599-083.0-20171113	1,1,2-TRICHLOROTRIFLUOROETHANE	76-13-1	100	U	UG/L
LC34-DPT0599-083.0-20171113	1,1-DICHLOROETHENE	75-35-4	100	U	UG/L
LC34-DPT0599-083.0-20171113	CIS-1,2-DICHLOROETHENE	156-59-2	10900		UG/L
LC34-DPT0599-083.0-20171113	TRANS-1,2-DICHLOROETHENE	156-60-5	100	U	UG/L
LC34-DPT0599-083.0-20171113	TRICHLOROETHENE	79-01-6	142000		UG/L
LC34-DPT0599-083.0-20171113	VINYL CHLORIDE	75-01-4	100	U	UG/L
LC34-DPT0599-083.0-20181113	1,1,2-TRICHLOROTRIFLUOROETHANE	76-13-1	10	U	UG/L
LC34-DPT0599-083.0-20181113	1,1-DICHLOROETHENE	75-35-4	10	U	UG/L
LC34-DPT0599-083.0-20181113	CIS-1,2-DICHLOROETHENE	156-59-2	48		UG/L

DPT Results - DNAPL Source Zone
Launch Complex 34, SWMU CC054

Sample_ID	Parameter	CAS	Lab Result	Qualifier	Units
LC34-DPT0599-083.0-20181113	TRANS-1,2-DICHLOROETHENE	156-60-5	10	U	UG/L
LC34-DPT0599-083.0-20181113	TRICHLOROETHENE	79-01-6	1500		UG/L
LC34-DPT0599-083.0-20181113	VINYL CHLORIDE	75-01-4	10	U	UG/L
LC34-DPT0599-088.0-20181113	1,1,2-TRICHLOROTRIFLUOROETHANE	76-13-1	20	U	UG/L
LC34-DPT0599-088.0-20181113	1,1-DICHLOROETHENE	75-35-4	20	U	UG/L
LC34-DPT0599-088.0-20181113	CIS-1,2-DICHLOROETHENE	156-59-2	180		UG/L
LC34-DPT0599-088.0-20181113	TRANS-1,2-DICHLOROETHENE	156-60-5	20	U	UG/L
LC34-DPT0599-088.0-20181113	TRICHLOROETHENE	79-01-6	12200	J	UG/L
LC34-DPT0599-088.0-20181113	VINYL CHLORIDE	75-01-4	20	U	UG/L
LC34-DPT0599-093.0-20181113	1,1,2-TRICHLOROTRIFLUOROETHANE	76-13-1	20	U	UG/L
LC34-DPT0599-093.0-20181113	1,1-DICHLOROETHENE	75-35-4	20	U	UG/L
LC34-DPT0599-093.0-20181113	CIS-1,2-DICHLOROETHENE	156-59-2	100		UG/L
LC34-DPT0599-093.0-20181113	TRANS-1,2-DICHLOROETHENE	156-60-5	20	U	UG/L
LC34-DPT0599-093.0-20181113	TRICHLOROETHENE	79-01-6	5400		UG/L
LC34-DPT0599-093.0-20181113	VINYL CHLORIDE	75-01-4	20	U	UG/L
LC34-DPT0599-098.0-20181113	1,1,2-TRICHLOROTRIFLUOROETHANE	76-13-1	40	U	UG/L
LC34-DPT0599-098.0-20181113	1,1-DICHLOROETHENE	75-35-4	40	U	UG/L
LC34-DPT0599-098.0-20181113	CIS-1,2-DICHLOROETHENE	156-59-2	110		UG/L
LC34-DPT0599-098.0-20181113	TRANS-1,2-DICHLOROETHENE	156-60-5	40	U	UG/L
LC34-DPT0599-098.0-20181113	TRICHLOROETHENE	79-01-6	8700		UG/L
LC34-DPT0599-098.0-20181113	VINYL CHLORIDE	75-01-4	40	U	UG/L
LC34-DPT0600-008.0-20171116	1,1,2-TRICHLOROTRIFLUOROETHANE	76-13-1	1	U	UG/L
LC34-DPT0600-008.0-20171116	1,1-DICHLOROETHENE	75-35-4	1	U	UG/L
LC34-DPT0600-008.0-20171116	CIS-1,2-DICHLOROETHENE	156-59-2	14		UG/L
LC34-DPT0600-008.0-20171116	TRANS-1,2-DICHLOROETHENE	156-60-5	1	U	UG/L
LC34-DPT0600-008.0-20171116	TRICHLOROETHENE	79-01-6	170		UG/L
LC34-DPT0600-008.0-20171116	VINYL CHLORIDE	75-01-4	1	U	UG/L
LC34-DPT0600-008.0-20181114	1,1,2-TRICHLOROTRIFLUOROETHANE	76-13-1	1	U	UG/L
LC34-DPT0600-008.0-20181114	1,1-DICHLOROETHENE	75-35-4	1	U	UG/L

DPT Results - DNAPL Source Zone
Launch Complex 34, SWMU CC054

Sample_ID	Parameter	CAS	Lab Result	Qualifier	Units
LC34-DPT0600-008.0-20181114	CIS-1,2-DICHLOROETHENE	156-59-2	1	U	UG/L
LC34-DPT0600-008.0-20181114	TRANS-1,2-DICHLOROETHENE	156-60-5	1	U	UG/L
LC34-DPT0600-008.0-20181114	TRICHLOROETHENE	79-01-6	1		UG/L
LC34-DPT0600-008.0-20181114	VINYL CHLORIDE	75-01-4	1	U	UG/L
LC34-DPT0600-013.0-20171116	1,1,2-TRICHLOROTRIFLUOROETHANE	76-13-1	1	U	UG/L
LC34-DPT0600-013.0-20171116	1,1-DICHLOROETHENE	75-35-4	1	U	UG/L
LC34-DPT0600-013.0-20171116	CIS-1,2-DICHLOROETHENE	156-59-2	170		UG/L
LC34-DPT0600-013.0-20171116	TRANS-1,2-DICHLOROETHENE	156-60-5	1	U	UG/L
LC34-DPT0600-013.0-20171116	TRICHLOROETHENE	79-01-6	3		UG/L
LC34-DPT0600-013.0-20171116	VINYL CHLORIDE	75-01-4	39		UG/L
LC34-DPT0600-013.0-20181114	1,1,2-TRICHLOROTRIFLUOROETHANE	76-13-1	1	U	UG/L
LC34-DPT0600-013.0-20181114	1,1-DICHLOROETHENE	75-35-4	1	U	UG/L
LC34-DPT0600-013.0-20181114	CIS-1,2-DICHLOROETHENE	156-59-2	31		UG/L
LC34-DPT0600-013.0-20181114	TRANS-1,2-DICHLOROETHENE	156-60-5	1	U	UG/L
LC34-DPT0600-013.0-20181114	TRICHLOROETHENE	79-01-6	1		UG/L
LC34-DPT0600-013.0-20181114	VINYL CHLORIDE	75-01-4	17		UG/L
LC34-DPT0600-018.0-20171116	1,1,2-TRICHLOROTRIFLUOROETHANE	76-13-1	2	U	UG/L
LC34-DPT0600-018.0-20171116	1,1-DICHLOROETHENE	75-35-4	2	U	UG/L
LC34-DPT0600-018.0-20171116	CIS-1,2-DICHLOROETHENE	156-59-2	120		UG/L
LC34-DPT0600-018.0-20171116	TRANS-1,2-DICHLOROETHENE	156-60-5	2	U	UG/L
LC34-DPT0600-018.0-20171116	TRICHLOROETHENE	79-01-6	5		UG/L
LC34-DPT0600-018.0-20171116	VINYL CHLORIDE	75-01-4	63		UG/L
LC34-DPT0600-018.0-20181114	1,1,2-TRICHLOROTRIFLUOROETHANE	76-13-1	1	U	UG/L
LC34-DPT0600-018.0-20181114	1,1-DICHLOROETHENE	75-35-4	1	U	UG/L
LC34-DPT0600-018.0-20181114	CIS-1,2-DICHLOROETHENE	156-59-2	31		UG/L
LC34-DPT0600-018.0-20181114	TRANS-1,2-DICHLOROETHENE	156-60-5	1	U	UG/L
LC34-DPT0600-018.0-20181114	TRICHLOROETHENE	79-01-6	5		UG/L
LC34-DPT0600-018.0-20181114	VINYL CHLORIDE	75-01-4	36		UG/L
LC34-DPT0600-023.0-20171116	1,1,2-TRICHLOROTRIFLUOROETHANE	76-13-1	2	U	UG/L

DPT Results - DNAPL Source Zone
Launch Complex 34, SWMU CC054

Sample_ID	Parameter	CAS	Lab Result	Qualifier	Units
LC34-DPT0600-023.0-20171116	1,1-DICHLOROETHENE	75-35-4	2	U	UG/L
LC34-DPT0600-023.0-20171116	CIS-1,2-DICHLOROETHENE	156-59-2	240		UG/L
LC34-DPT0600-023.0-20171116	TRANS-1,2-DICHLOROETHENE	156-60-5	2	U	UG/L
LC34-DPT0600-023.0-20171116	TRICHLOROETHENE	79-01-6	10		UG/L
LC34-DPT0600-023.0-20171116	VINYL CHLORIDE	75-01-4	47		UG/L
LC34-DPT0600-023.0-20181114	1,1,2-TRICHLOROTRIFLUOROETHANE	76-13-1	10	U	UG/L
LC34-DPT0600-023.0-20181114	1,1-DICHLOROETHENE	75-35-4	10	U	UG/L
LC34-DPT0600-023.0-20181114	CIS-1,2-DICHLOROETHENE	156-59-2	57		UG/L
LC34-DPT0600-023.0-20181114	TRANS-1,2-DICHLOROETHENE	156-60-5	10	U	UG/L
LC34-DPT0600-023.0-20181114	TRICHLOROETHENE	79-01-6	180		UG/L
LC34-DPT0600-023.0-20181114	VINYL CHLORIDE	75-01-4	70		UG/L
LC34-DPT0600-028.0-20171116	1,1,2-TRICHLOROTRIFLUOROETHANE	76-13-1	2	U	UG/L
LC34-DPT0600-028.0-20171116	1,1-DICHLOROETHENE	75-35-4	2	U	UG/L
LC34-DPT0600-028.0-20171116	CIS-1,2-DICHLOROETHENE	156-59-2	23		UG/L
LC34-DPT0600-028.0-20171116	TRANS-1,2-DICHLOROETHENE	156-60-5	17		UG/L
LC34-DPT0600-028.0-20171116	TRICHLOROETHENE	79-01-6	140		UG/L
LC34-DPT0600-028.0-20171116	VINYL CHLORIDE	75-01-4	51		UG/L
LC34-DPT0600-028.0-20181114	1,1,2-TRICHLOROTRIFLUOROETHANE	76-13-1	3	U	UG/L
LC34-DPT0600-028.0-20181114	1,1-DICHLOROETHENE	75-35-4	3	U	UG/L
LC34-DPT0600-028.0-20181114	CIS-1,2-DICHLOROETHENE	156-59-2	47		UG/L
LC34-DPT0600-028.0-20181114	TRANS-1,2-DICHLOROETHENE	156-60-5	3		UG/L
LC34-DPT0600-028.0-20181114	TRICHLOROETHENE	79-01-6	3	U	UG/L
LC34-DPT0600-028.0-20181114	VINYL CHLORIDE	75-01-4	51		UG/L
LC34-DPT0600-033.0-20171116	1,1,2-TRICHLOROTRIFLUOROETHANE	76-13-1	1	U	UG/L
LC34-DPT0600-033.0-20171116	1,1-DICHLOROETHENE	75-35-4	1	U	UG/L
LC34-DPT0600-033.0-20171116	CIS-1,2-DICHLOROETHENE	156-59-2	7		UG/L
LC34-DPT0600-033.0-20171116	TRANS-1,2-DICHLOROETHENE	156-60-5	71		UG/L
LC34-DPT0600-033.0-20171116	TRICHLOROETHENE	79-01-6	3		UG/L
LC34-DPT0600-033.0-20171116	VINYL CHLORIDE	75-01-4	12		UG/L

DPT Results - DNAPL Source Zone
Launch Complex 34, SWMU CC054

Sample_ID	Parameter	CAS	Lab Result	Qualifier	Units
LC34-DPT0600-033.0-20181114	1,1,2-TRICHLOROTRIFLUOROETHANE	76-13-1	10	U	UG/L
LC34-DPT0600-033.0-20181114	1,1-DICHLOROETHENE	75-35-4	10	U	UG/L
LC34-DPT0600-033.0-20181114	CIS-1,2-DICHLOROETHENE	156-59-2	38		UG/L
LC34-DPT0600-033.0-20181114	TRANS-1,2-DICHLOROETHENE	156-60-5	30		UG/L
LC34-DPT0600-033.0-20181114	TRICHLOROETHENE	79-01-6	11		UG/L
LC34-DPT0600-033.0-20181114	VINYL CHLORIDE	75-01-4	97		UG/L
LC34-DPT0600-038.0-20171116	1,1,2-TRICHLOROTRIFLUOROETHANE	76-13-1	2	U	UG/L
LC34-DPT0600-038.0-20171116	1,1-DICHLOROETHENE	75-35-4	2	U	UG/L
LC34-DPT0600-038.0-20171116	CIS-1,2-DICHLOROETHENE	156-59-2	260		UG/L
LC34-DPT0600-038.0-20171116	TRANS-1,2-DICHLOROETHENE	156-60-5	230		UG/L
LC34-DPT0600-038.0-20171116	TRICHLOROETHENE	79-01-6	25		UG/L
LC34-DPT0600-038.0-20171116	VINYL CHLORIDE	75-01-4	4000	J	UG/L
LC34-DPT0600-038.0-20181114	1,1,2-TRICHLOROTRIFLUOROETHANE	76-13-1	20	U	UG/L
LC34-DPT0600-038.0-20181114	1,1-DICHLOROETHENE	75-35-4	20	U	UG/L
LC34-DPT0600-038.0-20181114	CIS-1,2-DICHLOROETHENE	156-59-2	78		UG/L
LC34-DPT0600-038.0-20181114	TRANS-1,2-DICHLOROETHENE	156-60-5	20	U	UG/L
LC34-DPT0600-038.0-20181114	TRICHLOROETHENE	79-01-6	20	U	UG/L
LC34-DPT0600-038.0-20181114	VINYL CHLORIDE	75-01-4	67		UG/L
LC34-DPT0600-043.0-20171116	1,1,2-TRICHLOROTRIFLUOROETHANE	76-13-1	400	U	UG/L
LC34-DPT0600-043.0-20171116	1,1-DICHLOROETHENE	75-35-4	400	U	UG/L
LC34-DPT0600-043.0-20171116	CIS-1,2-DICHLOROETHENE	156-59-2	235000		UG/L
LC34-DPT0600-043.0-20171116	TRANS-1,2-DICHLOROETHENE	156-60-5	3900		UG/L
LC34-DPT0600-043.0-20171116	TRICHLOROETHENE	79-01-6	400	U	UG/L
LC34-DPT0600-043.0-20171116	VINYL CHLORIDE	75-01-4	14300		UG/L
LC34-DPT0600-043.0-20181114	1,1,2-TRICHLOROTRIFLUOROETHANE	76-13-1	40	U	UG/L
LC34-DPT0600-043.0-20181114	1,1-DICHLOROETHENE	75-35-4	40	U	UG/L
LC34-DPT0600-043.0-20181114	CIS-1,2-DICHLOROETHENE	156-59-2	8800		UG/L
LC34-DPT0600-043.0-20181114	TRANS-1,2-DICHLOROETHENE	156-60-5	470		UG/L
LC34-DPT0600-043.0-20181114	TRICHLOROETHENE	79-01-6	40	U	UG/L

DPT Results - DNAPL Source Zone
Launch Complex 34, SWMU CC054

Sample_ID	Parameter	CAS	Lab Result	Qualifier	Units
LC34-DPT0600-043.0-20181114	VINYL CHLORIDE	75-01-4	12400	J	UG/L
LC34-DPT0600-048.0-20171116	1,1,2-TRICHLOROTRIFLUOROETHANE	76-13-1	100	U	UG/L
LC34-DPT0600-048.0-20171116	1,1-DICHLOROETHENE	75-35-4	100	U	UG/L
LC34-DPT0600-048.0-20171116	CIS-1,2-DICHLOROETHENE	156-59-2	26400		UG/L
LC34-DPT0600-048.0-20171116	TRANS-1,2-DICHLOROETHENE	156-60-5	140		UG/L
LC34-DPT0600-048.0-20171116	TRICHLOROETHENE	79-01-6	100	U	UG/L
LC34-DPT0600-048.0-20171116	VINYL CHLORIDE	75-01-4	3500		UG/L
LC34-DPT0600-048.0-20181114	1,1,2-TRICHLOROTRIFLUOROETHANE	76-13-1	290	U	UG/L
LC34-DPT0600-048.0-20181114	1,1-DICHLOROETHENE	75-35-4	290	U	UG/L
LC34-DPT0600-048.0-20181114	CIS-1,2-DICHLOROETHENE	156-59-2	57400		UG/L
LC34-DPT0600-048.0-20181114	TRANS-1,2-DICHLOROETHENE	156-60-5	800		UG/L
LC34-DPT0600-048.0-20181114	TRICHLOROETHENE	79-01-6	290	U	UG/L
LC34-DPT0600-048.0-20181114	VINYL CHLORIDE	75-01-4	9000		UG/L
LC34-DPT0600-053.0-20171116	1,1,2-TRICHLOROTRIFLUOROETHANE	76-13-1	20	U	UG/L
LC34-DPT0600-053.0-20171116	1,1-DICHLOROETHENE	75-35-4	20	U	UG/L
LC34-DPT0600-053.0-20171116	CIS-1,2-DICHLOROETHENE	156-59-2	1700		UG/L
LC34-DPT0600-053.0-20171116	TRANS-1,2-DICHLOROETHENE	156-60-5	20	U	UG/L
LC34-DPT0600-053.0-20171116	TRICHLOROETHENE	79-01-6	120		UG/L
LC34-DPT0600-053.0-20171116	VINYL CHLORIDE	75-01-4	59		UG/L
LC34-DPT0600-053.0-20181114	1,1,2-TRICHLOROTRIFLUOROETHANE	76-13-1	290	U	UG/L
LC34-DPT0600-053.0-20181114	1,1-DICHLOROETHENE	75-35-4	290	U	UG/L
LC34-DPT0600-053.0-20181114	CIS-1,2-DICHLOROETHENE	156-59-2	95300		UG/L
LC34-DPT0600-053.0-20181114	TRANS-1,2-DICHLOROETHENE	156-60-5	1600		UG/L
LC34-DPT0600-053.0-20181114	TRICHLOROETHENE	79-01-6	290	U	UG/L
LC34-DPT0600-053.0-20181114	VINYL CHLORIDE	75-01-4	14000		UG/L
LC34-DPT0600-058.0-20171116	1,1,2-TRICHLOROTRIFLUOROETHANE	76-13-1	10	U	UG/L
LC34-DPT0600-058.0-20171116	1,1-DICHLOROETHENE	75-35-4	13		UG/L
LC34-DPT0600-058.0-20171116	CIS-1,2-DICHLOROETHENE	156-59-2	5500		UG/L
LC34-DPT0600-058.0-20171116	TRANS-1,2-DICHLOROETHENE	156-60-5	50		UG/L

DPT Results - DNAPL Source Zone
Launch Complex 34, SWMU CC054

Sample_ID	Parameter	CAS	Lab Result	Qualifier	Units
LC34-DPT0600-058.0-20171116	TRICHLOROETHENE	79-01-6	14		UG/L
LC34-DPT0600-058.0-20171116	VINYL CHLORIDE	75-01-4	54		UG/L
LC34-DPT0600-058.0-20181114	1,1,2-TRICHLOROTRIFLUOROETHANE	76-13-1	290	U	UG/L
LC34-DPT0600-058.0-20181114	1,1-DICHLOROETHENE	75-35-4	290	U	UG/L
LC34-DPT0600-058.0-20181114	CIS-1,2-DICHLOROETHENE	156-59-2	11000		UG/L
LC34-DPT0600-058.0-20181114	TRANS-1,2-DICHLOROETHENE	156-60-5	290	U	UG/L
LC34-DPT0600-058.0-20181114	TRICHLOROETHENE	79-01-6	290	U	UG/L
LC34-DPT0600-058.0-20181114	VINYL CHLORIDE	75-01-4	800		UG/L
LC34-DPT0600-063.0-20171116	1,1,2-TRICHLOROTRIFLUOROETHANE	76-13-1	3	U	UG/L
LC34-DPT0600-063.0-20171116	1,1-DICHLOROETHENE	75-35-4	17		UG/L
LC34-DPT0600-063.0-20171116	CIS-1,2-DICHLOROETHENE	156-59-2	3700	J	UG/L
LC34-DPT0600-063.0-20171116	TRANS-1,2-DICHLOROETHENE	156-60-5	35		UG/L
LC34-DPT0600-063.0-20171116	TRICHLOROETHENE	79-01-6	250		UG/L
LC34-DPT0600-063.0-20171116	VINYL CHLORIDE	75-01-4	120		UG/L
LC34-DPT0600-063.0-20181114	1,1,2-TRICHLOROTRIFLUOROETHANE	76-13-1	10	U	UG/L
LC34-DPT0600-063.0-20181114	1,1-DICHLOROETHENE	75-35-4	10	U	UG/L
LC34-DPT0600-063.0-20181114	CIS-1,2-DICHLOROETHENE	156-59-2	1700		UG/L
LC34-DPT0600-063.0-20181114	TRANS-1,2-DICHLOROETHENE	156-60-5	16		UG/L
LC34-DPT0600-063.0-20181114	TRICHLOROETHENE	79-01-6	120		UG/L
LC34-DPT0600-063.0-20181114	VINYL CHLORIDE	75-01-4	29		UG/L
LC34-DPT0600-068.0-20171116	1,1,2-TRICHLOROTRIFLUOROETHANE	76-13-1	10	U	UG/L
LC34-DPT0600-068.0-20171116	1,1-DICHLOROETHENE	75-35-4	10	U	UG/L
LC34-DPT0600-068.0-20171116	CIS-1,2-DICHLOROETHENE	156-59-2	200		UG/L
LC34-DPT0600-068.0-20171116	TRANS-1,2-DICHLOROETHENE	156-60-5	33		UG/L
LC34-DPT0600-068.0-20171116	TRICHLOROETHENE	79-01-6	38		UG/L
LC34-DPT0600-068.0-20171116	VINYL CHLORIDE	75-01-4	10	U	UG/L
LC34-DPT0600-068.0-20181114	1,1,2-TRICHLOROTRIFLUOROETHANE	76-13-1	2	U	UG/L
LC34-DPT0600-068.0-20181114	1,1-DICHLOROETHENE	75-35-4	2	U	UG/L
LC34-DPT0600-068.0-20181114	CIS-1,2-DICHLOROETHENE	156-59-2	36		UG/L

DPT Results - DNAPL Source Zone
Launch Complex 34, SWMU CC054

Sample_ID	Parameter	CAS	Lab Result	Qualifier	Units
LC34-DPT0600-068.0-20181114	TRANS-1,2-DICHLOROETHENE	156-60-5	7		UG/L
LC34-DPT0600-068.0-20181114	TRICHLOROETHENE	79-01-6	2	U	UG/L
LC34-DPT0600-068.0-20181114	VINYL CHLORIDE	75-01-4	21		UG/L
LC34-DPT0600-073.0-20171116	1,1,2-TRICHLOROTRIFLUOROETHANE	76-13-1	3	U	UG/L
LC34-DPT0600-073.0-20171116	1,1-DICHLOROETHENE	75-35-4	3	U	UG/L
LC34-DPT0600-073.0-20171116	CIS-1,2-DICHLOROETHENE	156-59-2	220		UG/L
LC34-DPT0600-073.0-20171116	TRANS-1,2-DICHLOROETHENE	156-60-5	32		UG/L
LC34-DPT0600-073.0-20171116	TRICHLOROETHENE	79-01-6	110		UG/L
LC34-DPT0600-073.0-20171116	VINYL CHLORIDE	75-01-4	14		UG/L
LC34-DPT0600-073.0-20181114	1,1,2-TRICHLOROTRIFLUOROETHANE	76-13-1	1	U	UG/L
LC34-DPT0600-073.0-20181114	1,1-DICHLOROETHENE	75-35-4	1	U	UG/L
LC34-DPT0600-073.0-20181114	CIS-1,2-DICHLOROETHENE	156-59-2	170		UG/L
LC34-DPT0600-073.0-20181114	TRANS-1,2-DICHLOROETHENE	156-60-5	9		UG/L
LC34-DPT0600-073.0-20181114	TRICHLOROETHENE	79-01-6	32		UG/L
LC34-DPT0600-073.0-20181114	VINYL CHLORIDE	75-01-4	160		UG/L
LC34-DPT0600-078.0-20171116	1,1,2-TRICHLOROTRIFLUOROETHANE	76-13-1	10	U	UG/L
LC34-DPT0600-078.0-20171116	1,1-DICHLOROETHENE	75-35-4	44		UG/L
LC34-DPT0600-078.0-20171116	CIS-1,2-DICHLOROETHENE	156-59-2	6400		UG/L
LC34-DPT0600-078.0-20171116	TRANS-1,2-DICHLOROETHENE	156-60-5	270		UG/L
LC34-DPT0600-078.0-20171116	TRICHLOROETHENE	79-01-6	15700		UG/L
LC34-DPT0600-078.0-20171116	VINYL CHLORIDE	75-01-4	14		UG/L
LC34-DPT0600-078.0-20181114	1,1,2-TRICHLOROTRIFLUOROETHANE	76-13-1	20	U	UG/L
LC34-DPT0600-078.0-20181114	1,1-DICHLOROETHENE	75-35-4	20	U	UG/L
LC34-DPT0600-078.0-20181114	CIS-1,2-DICHLOROETHENE	156-59-2	2200		UG/L
LC34-DPT0600-078.0-20181114	TRANS-1,2-DICHLOROETHENE	156-60-5	87		UG/L
LC34-DPT0600-078.0-20181114	TRICHLOROETHENE	79-01-6	1500		UG/L
LC34-DPT0600-078.0-20181114	VINYL CHLORIDE	75-01-4	21		UG/L
LC34-DPT0600-083.0-20171116	1,1,2-TRICHLOROTRIFLUOROETHANE	76-13-1	10	U	UG/L
LC34-DPT0600-083.0-20171116	1,1-DICHLOROETHENE	75-35-4	10	U	UG/L

DPT Results - DNAPL Source Zone
Launch Complex 34, SWMU CC054

Sample_ID	Parameter	CAS	Lab Result	Qualifier	Units
LC34-DPT0600-083.0-20171116	CIS-1,2-DICHLOROETHENE	156-59-2	230		UG/L
LC34-DPT0600-083.0-20171116	TRANS-1,2-DICHLOROETHENE	156-60-5	10	U	UG/L
LC34-DPT0600-083.0-20171116	TRICHLOROETHENE	79-01-6	94		UG/L
LC34-DPT0600-083.0-20171116	VINYL CHLORIDE	75-01-4	10	U	UG/L
LC34-DPT0600-083.0-20181114	1,1,2-TRICHLOROTRIFLUOROETHANE	76-13-1	2	U	UG/L
LC34-DPT0600-083.0-20181114	1,1-DICHLOROETHENE	75-35-4	2	U	UG/L
LC34-DPT0600-083.0-20181114	CIS-1,2-DICHLOROETHENE	156-59-2	21		UG/L
LC34-DPT0600-083.0-20181114	TRANS-1,2-DICHLOROETHENE	156-60-5	2	U	UG/L
LC34-DPT0600-083.0-20181114	TRICHLOROETHENE	79-01-6	2		UG/L
LC34-DPT0600-083.0-20181114	VINYL CHLORIDE	75-01-4	2	U	UG/L
LC34-DPT0600-088.0-20181114	1,1,2-TRICHLOROTRIFLUOROETHANE	76-13-1	1	U	UG/L
LC34-DPT0600-088.0-20181114	1,1-DICHLOROETHENE	75-35-4	1	U	UG/L
LC34-DPT0600-088.0-20181114	CIS-1,2-DICHLOROETHENE	156-59-2	100		UG/L
LC34-DPT0600-088.0-20181114	TRANS-1,2-DICHLOROETHENE	156-60-5	1		UG/L
LC34-DPT0600-088.0-20181114	TRICHLOROETHENE	79-01-6	3		UG/L
LC34-DPT0600-088.0-20181114	VINYL CHLORIDE	75-01-4	13		UG/L
LC34-DPT0600-093.0-20181114	1,1,2-TRICHLOROTRIFLUOROETHANE	76-13-1	2	U	UG/L
LC34-DPT0600-093.0-20181114	1,1-DICHLOROETHENE	75-35-4	2	U	UG/L
LC34-DPT0600-093.0-20181114	CIS-1,2-DICHLOROETHENE	156-59-2	150		UG/L
LC34-DPT0600-093.0-20181114	TRANS-1,2-DICHLOROETHENE	156-60-5	2	U	UG/L
LC34-DPT0600-093.0-20181114	TRICHLOROETHENE	79-01-6	4		UG/L
LC34-DPT0600-093.0-20181114	VINYL CHLORIDE	75-01-4	7		UG/L
LC34-DPT0600-098.0-20181114	1,1,2-TRICHLOROTRIFLUOROETHANE	76-13-1	2	U	UG/L
LC34-DPT0600-098.0-20181114	1,1-DICHLOROETHENE	75-35-4	2	U	UG/L
LC34-DPT0600-098.0-20181114	CIS-1,2-DICHLOROETHENE	156-59-2	530		UG/L
LC34-DPT0600-098.0-20181114	TRANS-1,2-DICHLOROETHENE	156-60-5	7		UG/L
LC34-DPT0600-098.0-20181114	TRICHLOROETHENE	79-01-6	10		UG/L
LC34-DPT0600-098.0-20181114	VINYL CHLORIDE	75-01-4	43		UG/L
LC34-DPT0601-008.0-20171116	1,1,2-TRICHLOROTRIFLUOROETHANE	76-13-1	1	U	UG/L

DPT Results - DNAPL Source Zone
Launch Complex 34, SWMU CC054

Sample_ID	Parameter	CAS	Lab Result	Qualifier	Units
LC34-DPT0601-008.0-20171116	1,1-DICHLOROETHENE	75-35-4	1	U	UG/L
LC34-DPT0601-008.0-20171116	CIS-1,2-DICHLOROETHENE	156-59-2	30		UG/L
LC34-DPT0601-008.0-20171116	TRANS-1,2-DICHLOROETHENE	156-60-5	1	U	UG/L
LC34-DPT0601-008.0-20171116	TRICHLOROETHENE	79-01-6	2		UG/L
LC34-DPT0601-008.0-20171116	VINYL CHLORIDE	75-01-4	5		UG/L
LC34-DPT0601-008.0-20181116	1,1,2-TRICHLOROTRIFLUOROETHANE	76-13-1	1	U	UG/L
LC34-DPT0601-008.0-20181116	1,1-DICHLOROETHENE	75-35-4	1	U	UG/L
LC34-DPT0601-008.0-20181116	CIS-1,2-DICHLOROETHENE	156-59-2	22		UG/L
LC34-DPT0601-008.0-20181116	TRANS-1,2-DICHLOROETHENE	156-60-5	1	U	UG/L
LC34-DPT0601-008.0-20181116	TRICHLOROETHENE	79-01-6	1		UG/L
LC34-DPT0601-008.0-20181116	VINYL CHLORIDE	75-01-4	16		UG/L
LC34-DPT0601-013.0-20171116	1,1,2-TRICHLOROTRIFLUOROETHANE	76-13-1	1	U	UG/L
LC34-DPT0601-013.0-20171116	1,1-DICHLOROETHENE	75-35-4	1	U	UG/L
LC34-DPT0601-013.0-20171116	CIS-1,2-DICHLOROETHENE	156-59-2	64		UG/L
LC34-DPT0601-013.0-20171116	TRANS-1,2-DICHLOROETHENE	156-60-5	1	U	UG/L
LC34-DPT0601-013.0-20171116	TRICHLOROETHENE	79-01-6	5		UG/L
LC34-DPT0601-013.0-20171116	VINYL CHLORIDE	75-01-4	29		UG/L
LC34-DPT0601-013.0-20181116	1,1,2-TRICHLOROTRIFLUOROETHANE	76-13-1	2	U	UG/L
LC34-DPT0601-013.0-20181116	1,1-DICHLOROETHENE	75-35-4	2	U	UG/L
LC34-DPT0601-013.0-20181116	CIS-1,2-DICHLOROETHENE	156-59-2	45		UG/L
LC34-DPT0601-013.0-20181116	TRANS-1,2-DICHLOROETHENE	156-60-5	2	U	UG/L
LC34-DPT0601-013.0-20181116	TRICHLOROETHENE	79-01-6	2	U	UG/L
LC34-DPT0601-013.0-20181116	VINYL CHLORIDE	75-01-4	55		UG/L
LC34-DPT0601-018.0-20171116	1,1,2-TRICHLOROTRIFLUOROETHANE	76-13-1	1	U	UG/L
LC34-DPT0601-018.0-20171116	1,1-DICHLOROETHENE	75-35-4	1	U	UG/L
LC34-DPT0601-018.0-20171116	CIS-1,2-DICHLOROETHENE	156-59-2	79		UG/L
LC34-DPT0601-018.0-20171116	TRANS-1,2-DICHLOROETHENE	156-60-5	1	U	UG/L
LC34-DPT0601-018.0-20171116	TRICHLOROETHENE	79-01-6	11		UG/L
LC34-DPT0601-018.0-20171116	VINYL CHLORIDE	75-01-4	39		UG/L

DPT Results - DNAPL Source Zone
Launch Complex 34, SWMU CC054

Sample_ID	Parameter	CAS	Lab Result	Qualifier	Units
LC34-DPT0601-018.0-20181116	1,1,2-TRICHLOROTRIFLUOROETHANE	76-13-1	1	U	UG/L
LC34-DPT0601-018.0-20181116	1,1-DICHLOROETHENE	75-35-4	1	U	UG/L
LC34-DPT0601-018.0-20181116	CIS-1,2-DICHLOROETHENE	156-59-2	49		UG/L
LC34-DPT0601-018.0-20181116	TRANS-1,2-DICHLOROETHENE	156-60-5	1	U	UG/L
LC34-DPT0601-018.0-20181116	TRICHLOROETHENE	79-01-6	2		UG/L
LC34-DPT0601-018.0-20181116	VINYL CHLORIDE	75-01-4	53		UG/L
LC34-DPT0601-023.0-20171116	1,1,2-TRICHLOROTRIFLUOROETHANE	76-13-1	10	U	UG/L
LC34-DPT0601-023.0-20171116	1,1-DICHLOROETHENE	75-35-4	12		UG/L
LC34-DPT0601-023.0-20171116	CIS-1,2-DICHLOROETHENE	156-59-2	6100		UG/L
LC34-DPT0601-023.0-20171116	TRANS-1,2-DICHLOROETHENE	156-60-5	360		UG/L
LC34-DPT0601-023.0-20171116	TRICHLOROETHENE	79-01-6	11		UG/L
LC34-DPT0601-023.0-20171116	VINYL CHLORIDE	75-01-4	640		UG/L
LC34-DPT0601-023.0-20181116	1,1,2-TRICHLOROTRIFLUOROETHANE	76-13-1	3	U	UG/L
LC34-DPT0601-023.0-20181116	1,1-DICHLOROETHENE	75-35-4	3	U	UG/L
LC34-DPT0601-023.0-20181116	CIS-1,2-DICHLOROETHENE	156-59-2	20		UG/L
LC34-DPT0601-023.0-20181116	TRANS-1,2-DICHLOROETHENE	156-60-5	4		UG/L
LC34-DPT0601-023.0-20181116	TRICHLOROETHENE	79-01-6	3	U	UG/L
LC34-DPT0601-023.0-20181116	VINYL CHLORIDE	75-01-4	180		UG/L
LC34-DPT0601-028.0-20171116	1,1,2-TRICHLOROTRIFLUOROETHANE	76-13-1	40	U	UG/L
LC34-DPT0601-028.0-20171116	1,1-DICHLOROETHENE	75-35-4	220		UG/L
LC34-DPT0601-028.0-20171116	CIS-1,2-DICHLOROETHENE	156-59-2	81600	J	UG/L
LC34-DPT0601-028.0-20171116	TRANS-1,2-DICHLOROETHENE	156-60-5	4800		UG/L
LC34-DPT0601-028.0-20171116	TRICHLOROETHENE	79-01-6	27400		UG/L
LC34-DPT0601-028.0-20171116	VINYL CHLORIDE	75-01-4	1500		UG/L
LC34-DPT0601-028.0-20181116	1,1,2-TRICHLOROTRIFLUOROETHANE	76-13-1	40	U	UG/L
LC34-DPT0601-028.0-20181116	1,1-DICHLOROETHENE	75-35-4	40	U	UG/L
LC34-DPT0601-028.0-20181116	CIS-1,2-DICHLOROETHENE	156-59-2	12000		UG/L
LC34-DPT0601-028.0-20181116	TRANS-1,2-DICHLOROETHENE	156-60-5	790		UG/L
LC34-DPT0601-028.0-20181116	TRICHLOROETHENE	79-01-6	40	U	UG/L

DPT Results - DNAPL Source Zone
Launch Complex 34, SWMU CC054

Sample_ID	Parameter	CAS	Lab Result	Qualifier	Units
LC34-DPT0601-028.0-20181116	VINYL CHLORIDE	75-01-4	3400		UG/L
LC34-DPT0601-033.0-20171116	1,1,2-TRICHLOROTRIFLUOROETHANE	76-13-1	200	U	UG/L
LC34-DPT0601-033.0-20171116	1,1-DICHLOROETHENE	75-35-4	480		UG/L
LC34-DPT0601-033.0-20171116	CIS-1,2-DICHLOROETHENE	156-59-2	202000		UG/L
LC34-DPT0601-033.0-20171116	TRANS-1,2-DICHLOROETHENE	156-60-5	8200		UG/L
LC34-DPT0601-033.0-20171116	TRICHLOROETHENE	79-01-6	181000		UG/L
LC34-DPT0601-033.0-20171116	VINYL CHLORIDE	75-01-4	3100		UG/L
LC34-DPT0601-033.0-20181116	1,1,2-TRICHLOROTRIFLUOROETHANE	76-13-1	290	U	UG/L
LC34-DPT0601-033.0-20181116	1,1-DICHLOROETHENE	75-35-4	290	U	UG/L
LC34-DPT0601-033.0-20181116	CIS-1,2-DICHLOROETHENE	156-59-2	80800		UG/L
LC34-DPT0601-033.0-20181116	TRANS-1,2-DICHLOROETHENE	156-60-5	4700		UG/L
LC34-DPT0601-033.0-20181116	TRICHLOROETHENE	79-01-6	33800		UG/L
LC34-DPT0601-033.0-20181116	VINYL CHLORIDE	75-01-4	1800		UG/L
LC34-DPT0601-038.0-20171116	1,1,2-TRICHLOROTRIFLUOROETHANE	76-13-1	200	U	UG/L
LC34-DPT0601-038.0-20171116	1,1-DICHLOROETHENE	75-35-4	440		UG/L
LC34-DPT0601-038.0-20171116	CIS-1,2-DICHLOROETHENE	156-59-2	249000		UG/L
LC34-DPT0601-038.0-20171116	TRANS-1,2-DICHLOROETHENE	156-60-5	6300		UG/L
LC34-DPT0601-038.0-20171116	TRICHLOROETHENE	79-01-6	119000		UG/L
LC34-DPT0601-038.0-20171116	VINYL CHLORIDE	75-01-4	4800		UG/L
LC34-DPT0601-038.0-20181116	1,1,2-TRICHLOROTRIFLUOROETHANE	76-13-1	290	U	UG/L
LC34-DPT0601-038.0-20181116	1,1-DICHLOROETHENE	75-35-4	310		UG/L
LC34-DPT0601-038.0-20181116	CIS-1,2-DICHLOROETHENE	156-59-2	125000		UG/L
LC34-DPT0601-038.0-20181116	TRANS-1,2-DICHLOROETHENE	156-60-5	5500		UG/L
LC34-DPT0601-038.0-20181116	TRICHLOROETHENE	79-01-6	103000		UG/L
LC34-DPT0601-038.0-20181116	VINYL CHLORIDE	75-01-4	2400		UG/L
LC34-DPT0601-043.0-20171116	1,1,2-TRICHLOROTRIFLUOROETHANE	76-13-1	400	U	UG/L
LC34-DPT0601-043.0-20171116	1,1-DICHLOROETHENE	75-35-4	400	U	UG/L
LC34-DPT0601-043.0-20171116	CIS-1,2-DICHLOROETHENE	156-59-2	339000		UG/L
LC34-DPT0601-043.0-20171116	TRANS-1,2-DICHLOROETHENE	156-60-5	4900		UG/L

DPT Results - DNAPL Source Zone
Launch Complex 34, SWMU CC054

Sample_ID	Parameter	CAS	Lab Result	Qualifier	Units
LC34-DPT0601-043.0-20171116	TRICHLOROETHENE	79-01-6	24200		UG/L
LC34-DPT0601-043.0-20171116	VINYL CHLORIDE	75-01-4	13100		UG/L
LC34-DPT0601-043.0-20181116	1,1,2-TRICHLOROTRIFLUOROETHANE	76-13-1	1000	U	UG/L
LC34-DPT0601-043.0-20181116	1,1-DICHLOROETHENE	75-35-4	1000	U	UG/L
LC34-DPT0601-043.0-20181116	CIS-1,2-DICHLOROETHENE	156-59-2	156000		UG/L
LC34-DPT0601-043.0-20181116	TRANS-1,2-DICHLOROETHENE	156-60-5	5300		UG/L
LC34-DPT0601-043.0-20181116	TRICHLOROETHENE	79-01-6	97900		UG/L
LC34-DPT0601-043.0-20181116	VINYL CHLORIDE	75-01-4	3100		UG/L
LC34-DPT0601-048.0-20171116	1,1,2-TRICHLOROTRIFLUOROETHANE	76-13-1	500	U	UG/L
LC34-DPT0601-048.0-20171116	1,1-DICHLOROETHENE	75-35-4	500	U	UG/L
LC34-DPT0601-048.0-20171116	CIS-1,2-DICHLOROETHENE	156-59-2	139000		UG/L
LC34-DPT0601-048.0-20171116	TRANS-1,2-DICHLOROETHENE	156-60-5	810		UG/L
LC34-DPT0601-048.0-20171116	TRICHLOROETHENE	79-01-6	890		UG/L
LC34-DPT0601-048.0-20171116	VINYL CHLORIDE	75-01-4	18600		UG/L
LC34-DPT0601-048.0-20181116	1,1,2-TRICHLOROTRIFLUOROETHANE	76-13-1	290	U	UG/L
LC34-DPT0601-048.0-20181116	1,1-DICHLOROETHENE	75-35-4	290	U	UG/L
LC34-DPT0601-048.0-20181116	CIS-1,2-DICHLOROETHENE	156-59-2	160000		UG/L
LC34-DPT0601-048.0-20181116	TRANS-1,2-DICHLOROETHENE	156-60-5	3200		UG/L
LC34-DPT0601-048.0-20181116	TRICHLOROETHENE	79-01-6	26600		UG/L
LC34-DPT0601-048.0-20181116	VINYL CHLORIDE	75-01-4	5900		UG/L
LC34-DPT0601-053.0-20171117	1,1,2-TRICHLOROTRIFLUOROETHANE	76-13-1	10	U	UG/L
LC34-DPT0601-053.0-20171117	1,1-DICHLOROETHENE	75-35-4	10	U	UG/L
LC34-DPT0601-053.0-20171117	CIS-1,2-DICHLOROETHENE	156-59-2	280		UG/L
LC34-DPT0601-053.0-20171117	TRANS-1,2-DICHLOROETHENE	156-60-5	10	U	UG/L
LC34-DPT0601-053.0-20171117	TRICHLOROETHENE	79-01-6	160		UG/L
LC34-DPT0601-053.0-20171117	VINYL CHLORIDE	75-01-4	10	U	UG/L
LC34-DPT0601-053.0-20181116	1,1,2-TRICHLOROTRIFLUOROETHANE	76-13-1	20	U	UG/L
LC34-DPT0601-053.0-20181116	1,1-DICHLOROETHENE	75-35-4	20	U	UG/L
LC34-DPT0601-053.0-20181116	CIS-1,2-DICHLOROETHENE	156-59-2	2100		UG/L

DPT Results - DNAPL Source Zone
Launch Complex 34, SWMU CC054

Sample_ID	Parameter	CAS	Lab Result	Qualifier	Units
LC34-DPT0601-053.0-20181116	TRANS-1,2-DICHLOROETHENE	156-60-5	27		UG/L
LC34-DPT0601-053.0-20181116	TRICHLOROETHENE	79-01-6	24		UG/L
LC34-DPT0601-053.0-20181116	VINYL CHLORIDE	75-01-4	170		UG/L
LC34-DPT0601-058.0-20171117	1,1,2-TRICHLOROTRIFLUOROETHANE	76-13-1	5	U	UG/L
LC34-DPT0601-058.0-20171117	1,1-DICHLOROETHENE	75-35-4	6		UG/L
LC34-DPT0601-058.0-20171117	CIS-1,2-DICHLOROETHENE	156-59-2	5900	J	UG/L
LC34-DPT0601-058.0-20171117	TRANS-1,2-DICHLOROETHENE	156-60-5	98		UG/L
LC34-DPT0601-058.0-20171117	TRICHLOROETHENE	79-01-6	1000		UG/L
LC34-DPT0601-058.0-20171117	VINYL CHLORIDE	75-01-4	120		UG/L
LC34-DPT0601-058.0-20181116	1,1,2-TRICHLOROTRIFLUOROETHANE	76-13-1	3	U	UG/L
LC34-DPT0601-058.0-20181116	1,1-DICHLOROETHENE	75-35-4	3	U	UG/L
LC34-DPT0601-058.0-20181116	CIS-1,2-DICHLOROETHENE	156-59-2	310		UG/L
LC34-DPT0601-058.0-20181116	TRANS-1,2-DICHLOROETHENE	156-60-5	6		UG/L
LC34-DPT0601-058.0-20181116	TRICHLOROETHENE	79-01-6	90		UG/L
LC34-DPT0601-058.0-20181116	VINYL CHLORIDE	75-01-4	5		UG/L
LC34-DPT0601-063.0-20171117	1,1,2-TRICHLOROTRIFLUOROETHANE	76-13-1	20	U	UG/L
LC34-DPT0601-063.0-20171117	1,1-DICHLOROETHENE	75-35-4	20	U	UG/L
LC34-DPT0601-063.0-20171117	CIS-1,2-DICHLOROETHENE	156-59-2	1100		UG/L
LC34-DPT0601-063.0-20171117	TRANS-1,2-DICHLOROETHENE	156-60-5	21		UG/L
LC34-DPT0601-063.0-20171117	TRICHLOROETHENE	79-01-6	280		UG/L
LC34-DPT0601-063.0-20171117	VINYL CHLORIDE	75-01-4	20	U	UG/L
LC34-DPT0601-063.0-20181116	1,1,2-TRICHLOROTRIFLUOROETHANE	76-13-1	3	U	UG/L
LC34-DPT0601-063.0-20181116	1,1-DICHLOROETHENE	75-35-4	3	U	UG/L
LC34-DPT0601-063.0-20181116	CIS-1,2-DICHLOROETHENE	156-59-2	57		UG/L
LC34-DPT0601-063.0-20181116	TRANS-1,2-DICHLOROETHENE	156-60-5	5		UG/L
LC34-DPT0601-063.0-20181116	TRICHLOROETHENE	79-01-6	3		UG/L
LC34-DPT0601-063.0-20181116	VINYL CHLORIDE	75-01-4	3	U	UG/L
LC34-DPT0601-068.0-20171117	1,1,2-TRICHLOROTRIFLUOROETHANE	76-13-1	10	U	UG/L
LC34-DPT0601-068.0-20171117	1,1-DICHLOROETHENE	75-35-4	10	U	UG/L

DPT Results - DNAPL Source Zone
Launch Complex 34, SWMU CC054

Sample_ID	Parameter	CAS	Lab Result	Qualifier	Units
LC34-DPT0601-068.0-20171117	CIS-1,2-DICHLOROETHENE	156-59-2	280		UG/L
LC34-DPT0601-068.0-20171117	TRANS-1,2-DICHLOROETHENE	156-60-5	10	U	UG/L
LC34-DPT0601-068.0-20171117	TRICHLOROETHENE	79-01-6	160		UG/L
LC34-DPT0601-068.0-20171117	VINYL CHLORIDE	75-01-4	10	U	UG/L
LC34-DPT0601-068.0-20181116	1,1,2-TRICHLOROTRIFLUOROETHANE	76-13-1	1	U	UG/L
LC34-DPT0601-068.0-20181116	1,1-DICHLOROETHENE	75-35-4	1	U	UG/L
LC34-DPT0601-068.0-20181116	CIS-1,2-DICHLOROETHENE	156-59-2	19		UG/L
LC34-DPT0601-068.0-20181116	TRANS-1,2-DICHLOROETHENE	156-60-5	5		UG/L
LC34-DPT0601-068.0-20181116	TRICHLOROETHENE	79-01-6	3		UG/L
LC34-DPT0601-068.0-20181116	VINYL CHLORIDE	75-01-4	1		UG/L
LC34-DPT0601-073.0-20171117	1,1,2-TRICHLOROTRIFLUOROETHANE	76-13-1	5	U	UG/L
LC34-DPT0601-073.0-20171117	1,1-DICHLOROETHENE	75-35-4	5	U	UG/L
LC34-DPT0601-073.0-20171117	CIS-1,2-DICHLOROETHENE	156-59-2	370		UG/L
LC34-DPT0601-073.0-20171117	TRANS-1,2-DICHLOROETHENE	156-60-5	19		UG/L
LC34-DPT0601-073.0-20171117	TRICHLOROETHENE	79-01-6	780		UG/L
LC34-DPT0601-073.0-20171117	VINYL CHLORIDE	75-01-4	7		UG/L
LC34-DPT0601-073.0-20181116	1,1,2-TRICHLOROTRIFLUOROETHANE	76-13-1	1	U	UG/L
LC34-DPT0601-073.0-20181116	1,1-DICHLOROETHENE	75-35-4	1	U	UG/L
LC34-DPT0601-073.0-20181116	CIS-1,2-DICHLOROETHENE	156-59-2	160		UG/L
LC34-DPT0601-073.0-20181116	TRANS-1,2-DICHLOROETHENE	156-60-5	9		UG/L
LC34-DPT0601-073.0-20181116	TRICHLOROETHENE	79-01-6	80		UG/L
LC34-DPT0601-073.0-20181116	VINYL CHLORIDE	75-01-4	7		UG/L
LC34-DPT0601-078.0-20171117	1,1,2-TRICHLOROTRIFLUOROETHANE	76-13-1	20	U	UG/L
LC34-DPT0601-078.0-20171117	1,1-DICHLOROETHENE	75-35-4	27		UG/L
LC34-DPT0601-078.0-20171117	CIS-1,2-DICHLOROETHENE	156-59-2	9800		UG/L
LC34-DPT0601-078.0-20171117	TRANS-1,2-DICHLOROETHENE	156-60-5	210		UG/L
LC34-DPT0601-078.0-20171117	TRICHLOROETHENE	79-01-6	6800		UG/L
LC34-DPT0601-078.0-20171117	VINYL CHLORIDE	75-01-4	41		UG/L
LC34-DPT0601-078.0-20181116	1,1,2-TRICHLOROTRIFLUOROETHANE	76-13-1	10	U	UG/L

DPT Results - DNAPL Source Zone
Launch Complex 34, SWMU CC054

Sample_ID	Parameter	CAS	Lab Result	Qualifier	Units
LC34-DPT0601-078.0-20181116	1,1-DICHLOROETHENE	75-35-4	10	U	UG/L
LC34-DPT0601-078.0-20181116	CIS-1,2-DICHLOROETHENE	156-59-2	1300		UG/L
LC34-DPT0601-078.0-20181116	TRANS-1,2-DICHLOROETHENE	156-60-5	48		UG/L
LC34-DPT0601-078.0-20181116	TRICHLOROETHENE	79-01-6	360		UG/L
LC34-DPT0601-078.0-20181116	VINYL CHLORIDE	75-01-4	32		UG/L
LC34-DPT0601-083.0-20171117	1,1,2-TRICHLOROTRIFLUOROETHANE	76-13-1	5	U	UG/L
LC34-DPT0601-083.0-20171117	1,1-DICHLOROETHENE	75-35-4	5	U	UG/L
LC34-DPT0601-083.0-20171117	CIS-1,2-DICHLOROETHENE	156-59-2	160		UG/L
LC34-DPT0601-083.0-20171117	TRANS-1,2-DICHLOROETHENE	156-60-5	6		UG/L
LC34-DPT0601-083.0-20171117	TRICHLOROETHENE	79-01-6	61		UG/L
LC34-DPT0601-083.0-20171117	VINYL CHLORIDE	75-01-4	8		UG/L
LC34-DPT0601-083.0-20181116	1,1,2-TRICHLOROTRIFLUOROETHANE	76-13-1	3	U	UG/L
LC34-DPT0601-083.0-20181116	1,1-DICHLOROETHENE	75-35-4	3	U	UG/L
LC34-DPT0601-083.0-20181116	CIS-1,2-DICHLOROETHENE	156-59-2	100		UG/L
LC34-DPT0601-083.0-20181116	TRANS-1,2-DICHLOROETHENE	156-60-5	4		UG/L
LC34-DPT0601-083.0-20181116	TRICHLOROETHENE	79-01-6	25		UG/L
LC34-DPT0601-083.0-20181116	VINYL CHLORIDE	75-01-4	5		UG/L
LC34-DPT0601-088.0-20181116	1,1,2-TRICHLOROTRIFLUOROETHANE	76-13-1	1	U	UG/L
LC34-DPT0601-088.0-20181116	1,1-DICHLOROETHENE	75-35-4	1	U	UG/L
LC34-DPT0601-088.0-20181116	CIS-1,2-DICHLOROETHENE	156-59-2	9		UG/L
LC34-DPT0601-088.0-20181116	TRANS-1,2-DICHLOROETHENE	156-60-5	1	U	UG/L
LC34-DPT0601-088.0-20181116	TRICHLOROETHENE	79-01-6	1		UG/L
LC34-DPT0601-088.0-20181116	VINYL CHLORIDE	75-01-4	1	U	UG/L
LC34-DPT0601-093.0-20181116	1,1,2-TRICHLOROTRIFLUOROETHANE	76-13-1	1	U	UG/L
LC34-DPT0601-093.0-20181116	1,1-DICHLOROETHENE	75-35-4	1	U	UG/L
LC34-DPT0601-093.0-20181116	CIS-1,2-DICHLOROETHENE	156-59-2	54		UG/L
LC34-DPT0601-093.0-20181116	TRANS-1,2-DICHLOROETHENE	156-60-5	3		UG/L
LC34-DPT0601-093.0-20181116	TRICHLOROETHENE	79-01-6	5		UG/L
LC34-DPT0601-093.0-20181116	VINYL CHLORIDE	75-01-4	6		UG/L

DPT Results - DNAPL Source Zone
Launch Complex 34, SWMU CC054

Sample_ID	Parameter	CAS	Lab Result	Qualifier	Units
LC34-DPT0601-098.0-20181116	1,1,2-TRICHLOROTRIFLUOROETHANE	76-13-1	1	U	UG/L
LC34-DPT0601-098.0-20181116	1,1-DICHLOROETHENE	75-35-4	1	U	UG/L
LC34-DPT0601-098.0-20181116	CIS-1,2-DICHLOROETHENE	156-59-2	14		UG/L
LC34-DPT0601-098.0-20181116	TRANS-1,2-DICHLOROETHENE	156-60-5	1	U	UG/L
LC34-DPT0601-098.0-20181116	TRICHLOROETHENE	79-01-6	7		UG/L
LC34-DPT0601-098.0-20181116	VINYL CHLORIDE	75-01-4	1	U	UG/L
LC34-DPT0602-008.0-20171117	1,1,2-TRICHLOROTRIFLUOROETHANE	76-13-1	1	U	UG/L
LC34-DPT0602-008.0-20171117	1,1-DICHLOROETHENE	75-35-4	1	U	UG/L
LC34-DPT0602-008.0-20171117	CIS-1,2-DICHLOROETHENE	156-59-2	1	U	UG/L
LC34-DPT0602-008.0-20171117	TRANS-1,2-DICHLOROETHENE	156-60-5	1	U	UG/L
LC34-DPT0602-008.0-20171117	TRICHLOROETHENE	79-01-6	1	U	UG/L
LC34-DPT0602-008.0-20171117	VINYL CHLORIDE	75-01-4	1	U	UG/L
LC34-DPT0602-013.0-20171117	1,1,2-TRICHLOROTRIFLUOROETHANE	76-13-1	1	U	UG/L
LC34-DPT0602-013.0-20171117	1,1-DICHLOROETHENE	75-35-4	1	U	UG/L
LC34-DPT0602-013.0-20171117	CIS-1,2-DICHLOROETHENE	156-59-2	10		UG/L
LC34-DPT0602-013.0-20171117	TRANS-1,2-DICHLOROETHENE	156-60-5	1	U	UG/L
LC34-DPT0602-013.0-20171117	TRICHLOROETHENE	79-01-6	1	U	UG/L
LC34-DPT0602-013.0-20171117	VINYL CHLORIDE	75-01-4	2		UG/L
LC34-DPT0602-018.0-20171117	1,1,2-TRICHLOROTRIFLUOROETHANE	76-13-1	1	U	UG/L
LC34-DPT0602-018.0-20171117	1,1-DICHLOROETHENE	75-35-4	1	U	UG/L
LC34-DPT0602-018.0-20171117	CIS-1,2-DICHLOROETHENE	156-59-2	270		UG/L
LC34-DPT0602-018.0-20171117	TRANS-1,2-DICHLOROETHENE	156-60-5	2		UG/L
LC34-DPT0602-018.0-20171117	TRICHLOROETHENE	79-01-6	1	U	UG/L
LC34-DPT0602-018.0-20171117	VINYL CHLORIDE	75-01-4	3		UG/L
LC34-DPT0603-008.0-20171117	1,1,2-TRICHLOROTRIFLUOROETHANE	76-13-1	1	U	UG/L
LC34-DPT0603-008.0-20171117	1,1-DICHLOROETHENE	75-35-4	1	U	UG/L
LC34-DPT0603-008.0-20171117	CIS-1,2-DICHLOROETHENE	156-59-2	2		UG/L
LC34-DPT0603-008.0-20171117	TRANS-1,2-DICHLOROETHENE	156-60-5	1	U	UG/L
LC34-DPT0603-008.0-20171117	TRICHLOROETHENE	79-01-6	2		UG/L

DPT Results - DNAPL Source Zone
Launch Complex 34, SWMU CC054

Sample_ID	Parameter	CAS	Lab Result	Qualifier	Units
LC34-DPT0603-008.0-20171117	VINYL CHLORIDE	75-01-4	1	U	UG/L
LC34-DPT0603-013.0-20171117	1,1,2-TRICHLOROTRIFLUOROETHANE	76-13-1	2	U	UG/L
LC34-DPT0603-013.0-20171117	1,1-DICHLOROETHENE	75-35-4	2	U	UG/L
LC34-DPT0603-013.0-20171117	CIS-1,2-DICHLOROETHENE	156-59-2	36		UG/L
LC34-DPT0603-013.0-20171117	TRANS-1,2-DICHLOROETHENE	156-60-5	2	U	UG/L
LC34-DPT0603-013.0-20171117	TRICHLOROETHENE	79-01-6	6		UG/L
LC34-DPT0603-013.0-20171117	VINYL CHLORIDE	75-01-4	16		UG/L
LC34-DPT0603-018.0-20171117	1,1,2-TRICHLOROTRIFLUOROETHANE	76-13-1	3	U	UG/L
LC34-DPT0603-018.0-20171117	1,1-DICHLOROETHENE	75-35-4	3	U	UG/L
LC34-DPT0603-018.0-20171117	CIS-1,2-DICHLOROETHENE	156-59-2	1400		UG/L
LC34-DPT0603-018.0-20171117	TRANS-1,2-DICHLOROETHENE	156-60-5	5		UG/L
LC34-DPT0603-018.0-20171117	TRICHLOROETHENE	79-01-6	3	U	UG/L
LC34-DPT0603-018.0-20171117	VINYL CHLORIDE	75-01-4	460		UG/L
LC34-DPT0604-008.0-20171117	1,1,2-TRICHLOROTRIFLUOROETHANE	76-13-1	1	U	UG/L
LC34-DPT0604-008.0-20171117	1,1-DICHLOROETHENE	75-35-4	1	U	UG/L
LC34-DPT0604-008.0-20171117	CIS-1,2-DICHLOROETHENE	156-59-2	4		UG/L
LC34-DPT0604-008.0-20171117	TRANS-1,2-DICHLOROETHENE	156-60-5	1	U	UG/L
LC34-DPT0604-008.0-20171117	TRICHLOROETHENE	79-01-6	1	U	UG/L
LC34-DPT0604-008.0-20171117	VINYL CHLORIDE	75-01-4	1	U	UG/L
LC34-DPT0604-013.0-20171117	1,1,2-TRICHLOROTRIFLUOROETHANE	76-13-1	2	U	UG/L
LC34-DPT0604-013.0-20171117	1,1-DICHLOROETHENE	75-35-4	2	U	UG/L
LC34-DPT0604-013.0-20171117	CIS-1,2-DICHLOROETHENE	156-59-2	28		UG/L
LC34-DPT0604-013.0-20171117	TRANS-1,2-DICHLOROETHENE	156-60-5	2	U	UG/L
LC34-DPT0604-013.0-20171117	TRICHLOROETHENE	79-01-6	2	U	UG/L
LC34-DPT0604-013.0-20171117	VINYL CHLORIDE	75-01-4	58		UG/L
LC34-DPT0604-018.0-20171117	1,1,2-TRICHLOROTRIFLUOROETHANE	76-13-1	1	U	UG/L
LC34-DPT0604-018.0-20171117	1,1-DICHLOROETHENE	75-35-4	1	U	UG/L
LC34-DPT0604-018.0-20171117	CIS-1,2-DICHLOROETHENE	156-59-2	14		UG/L
LC34-DPT0604-018.0-20171117	TRANS-1,2-DICHLOROETHENE	156-60-5	1		UG/L

DPT Results - DNAPL Source Zone
Launch Complex 34, SWMU CC054

Sample_ID	Parameter	CAS	Lab Result	Qualifier	Units
LC34-DPT0604-018.0-20171117	TRICHLOROETHENE	79-01-6	2		UG/L
LC34-DPT0604-018.0-20171117	VINYL CHLORIDE	75-01-4	40		UG/L
LC34-DPT0605-008.0-20180507	1,1,2-TRICHLOROTRIFLUOROETHANE	76-13-1	1	U	UG/L
LC34-DPT0605-008.0-20180507	1,1-DICHLOROETHENE	75-35-4	1	U	UG/L
LC34-DPT0605-008.0-20180507	CIS-1,2-DICHLOROETHENE	156-59-2	16		UG/L
LC34-DPT0605-008.0-20180507	TRANS-1,2-DICHLOROETHENE	156-60-5	1	U	UG/L
LC34-DPT0605-008.0-20180507	TRICHLOROETHENE	79-01-6	1	U	UG/L
LC34-DPT0605-008.0-20180507	VINYL CHLORIDE	75-01-4	1		UG/L
LC34-DPT0605-013.0-20180507	1,1,2-TRICHLOROTRIFLUOROETHANE	76-13-1	1	U	UG/L
LC34-DPT0605-013.0-20180507	1,1-DICHLOROETHENE	75-35-4	1	U	UG/L
LC34-DPT0605-013.0-20180507	CIS-1,2-DICHLOROETHENE	156-59-2	35		UG/L
LC34-DPT0605-013.0-20180507	TRANS-1,2-DICHLOROETHENE	156-60-5	1	U	UG/L
LC34-DPT0605-013.0-20180507	TRICHLOROETHENE	79-01-6	1	U	UG/L
LC34-DPT0605-013.0-20180507	VINYL CHLORIDE	75-01-4	6		UG/L
LC34-DPT0605-018.0-20180507	1,1,2-TRICHLOROTRIFLUOROETHANE	76-13-1	1	U	UG/L
LC34-DPT0605-018.0-20180507	1,1-DICHLOROETHENE	75-35-4	1	U	UG/L
LC34-DPT0605-018.0-20180507	CIS-1,2-DICHLOROETHENE	156-59-2	290		UG/L
LC34-DPT0605-018.0-20180507	TRANS-1,2-DICHLOROETHENE	156-60-5	1		UG/L
LC34-DPT0605-018.0-20180507	TRICHLOROETHENE	79-01-6	1	U	UG/L
LC34-DPT0605-018.0-20180507	VINYL CHLORIDE	75-01-4	200		UG/L
LC34-DPT0605-023.0-20180507	1,1,2-TRICHLOROTRIFLUOROETHANE	76-13-1	3	U	UG/L
LC34-DPT0605-023.0-20180507	1,1-DICHLOROETHENE	75-35-4	3	U	UG/L
LC34-DPT0605-023.0-20180507	CIS-1,2-DICHLOROETHENE	156-59-2	770		UG/L
LC34-DPT0605-023.0-20180507	TRANS-1,2-DICHLOROETHENE	156-60-5	28		UG/L
LC34-DPT0605-023.0-20180507	TRICHLOROETHENE	79-01-6	3	U	UG/L
LC34-DPT0605-023.0-20180507	VINYL CHLORIDE	75-01-4	1300	J	UG/L
LC34-DPT0605-028.0-20180507	1,1,2-TRICHLOROTRIFLUOROETHANE	76-13-1	3	U	UG/L
LC34-DPT0605-028.0-20180507	1,1-DICHLOROETHENE	75-35-4	58		UG/L
LC34-DPT0605-028.0-20180507	CIS-1,2-DICHLOROETHENE	156-59-2	40100		UG/L

DPT Results - DNAPL Source Zone
Launch Complex 34, SWMU CC054

Sample_ID	Parameter	CAS	Lab Result	Qualifier	Units
LC34-DPT0605-028.0-20180507	TRANS-1,2-DICHLOROETHENE	156-60-5	860		UG/L
LC34-DPT0605-028.0-20180507	TRICHLOROETHENE	79-01-6	3	U	UG/L
LC34-DPT0605-028.0-20180507	VINYL CHLORIDE	75-01-4	12300		UG/L
LC34-DPT0605-033.0-20180507	1,1,2-TRICHLOROTRIFLUOROETHANE	76-13-1	400	U	UG/L
LC34-DPT0605-033.0-20180507	1,1-DICHLOROETHENE	75-35-4	400	U	UG/L
LC34-DPT0605-033.0-20180507	CIS-1,2-DICHLOROETHENE	156-59-2	6600		UG/L
LC34-DPT0605-033.0-20180507	TRANS-1,2-DICHLOROETHENE	156-60-5	400	U	UG/L
LC34-DPT0605-033.0-20180507	TRICHLOROETHENE	79-01-6	400	U	UG/L
LC34-DPT0605-033.0-20180507	VINYL CHLORIDE	75-01-4	7100		UG/L
LC34-DPT0605-033.0-20180507R	1,1,2-TRICHLOROTRIFLUOROETHANE	76-13-1	290	U	UG/L
LC34-DPT0605-033.0-20180507R	1,1-DICHLOROETHENE	75-35-4	290	U	UG/L
LC34-DPT0605-033.0-20180507R	CIS-1,2-DICHLOROETHENE	156-59-2	7100		UG/L
LC34-DPT0605-033.0-20180507R	TRANS-1,2-DICHLOROETHENE	156-60-5	290	U	UG/L
LC34-DPT0605-033.0-20180507R	TRICHLOROETHENE	79-01-6	290	U	UG/L
LC34-DPT0605-033.0-20180507R	VINYL CHLORIDE	75-01-4	12200		UG/L
LC34-DPT0605-038.0-20180507	1,1,2-TRICHLOROTRIFLUOROETHANE	76-13-1	400	U	UG/L
LC34-DPT0605-038.0-20180507	1,1-DICHLOROETHENE	75-35-4	400	U	UG/L
LC34-DPT0605-038.0-20180507	CIS-1,2-DICHLOROETHENE	156-59-2	1300		UG/L
LC34-DPT0605-038.0-20180507	TRANS-1,2-DICHLOROETHENE	156-60-5	400	U	UG/L
LC34-DPT0605-038.0-20180507	TRICHLOROETHENE	79-01-6	400	U	UG/L
LC34-DPT0605-038.0-20180507	VINYL CHLORIDE	75-01-4	1400		UG/L
LC34-DPT0605-038.0-20180507R	1,1,2-TRICHLOROTRIFLUOROETHANE	76-13-1	290	U	UG/L
LC34-DPT0605-038.0-20180507R	1,1-DICHLOROETHENE	75-35-4	290	U	UG/L
LC34-DPT0605-038.0-20180507R	CIS-1,2-DICHLOROETHENE	156-59-2	1200		UG/L
LC34-DPT0605-038.0-20180507R	TRANS-1,2-DICHLOROETHENE	156-60-5	290	U	UG/L
LC34-DPT0605-038.0-20180507R	TRICHLOROETHENE	79-01-6	290	U	UG/L
LC34-DPT0605-038.0-20180507R	VINYL CHLORIDE	75-01-4	2300		UG/L
LC34-DPT0605-043.0-20180507	1,1,2-TRICHLOROTRIFLUOROETHANE	76-13-1	3	U	UG/L
LC34-DPT0605-043.0-20180507	1,1-DICHLOROETHENE	75-35-4	3	U	UG/L

DPT Results - DNAPL Source Zone
Launch Complex 34, SWMU CC054

Sample_ID	Parameter	CAS	Lab Result	Qualifier	Units
LC34-DPT0605-043.0-20180507	CIS-1,2-DICHLOROETHENE	156-59-2	69		UG/L
LC34-DPT0605-043.0-20180507	TRANS-1,2-DICHLOROETHENE	156-60-5	3	U	UG/L
LC34-DPT0605-043.0-20180507	TRICHLOROETHENE	79-01-6	3	U	UG/L
LC34-DPT0605-043.0-20180507	VINYL CHLORIDE	75-01-4	14		UG/L
LC34-DPT0605-048.0-20180507	1,1,2-TRICHLOROTRIFLUOROETHANE	76-13-1	1	U	UG/L
LC34-DPT0605-048.0-20180507	1,1-DICHLOROETHENE	75-35-4	1	U	UG/L
LC34-DPT0605-048.0-20180507	CIS-1,2-DICHLOROETHENE	156-59-2	32		UG/L
LC34-DPT0605-048.0-20180507	TRANS-1,2-DICHLOROETHENE	156-60-5	1	U	UG/L
LC34-DPT0605-048.0-20180507	TRICHLOROETHENE	79-01-6	1	U	UG/L
LC34-DPT0605-048.0-20180507	VINYL CHLORIDE	75-01-4	8		UG/L
LC34-DPT0605-053.0-20180507	1,1,2-TRICHLOROTRIFLUOROETHANE	76-13-1	1	U	UG/L
LC34-DPT0605-053.0-20180507	1,1-DICHLOROETHENE	75-35-4	1	U	UG/L
LC34-DPT0605-053.0-20180507	CIS-1,2-DICHLOROETHENE	156-59-2	1	U	UG/L
LC34-DPT0605-053.0-20180507	TRANS-1,2-DICHLOROETHENE	156-60-5	1	U	UG/L
LC34-DPT0605-053.0-20180507	TRICHLOROETHENE	79-01-6	1	U	UG/L
LC34-DPT0605-053.0-20180507	VINYL CHLORIDE	75-01-4	1	U	UG/L
LC34-DPT0605-058.0-20180507	1,1,2-TRICHLOROTRIFLUOROETHANE	76-13-1	1	U	UG/L
LC34-DPT0605-058.0-20180507	1,1-DICHLOROETHENE	75-35-4	1	U	UG/L
LC34-DPT0605-058.0-20180507	CIS-1,2-DICHLOROETHENE	156-59-2	2		UG/L
LC34-DPT0605-058.0-20180507	TRANS-1,2-DICHLOROETHENE	156-60-5	1	U	UG/L
LC34-DPT0605-058.0-20180507	TRICHLOROETHENE	79-01-6	1	U	UG/L
LC34-DPT0605-058.0-20180507	VINYL CHLORIDE	75-01-4	1	U	UG/L
LC34-DPT0605-063.0-20180507	1,1,2-TRICHLOROTRIFLUOROETHANE	76-13-1	1	U	UG/L
LC34-DPT0605-063.0-20180507	1,1-DICHLOROETHENE	75-35-4	1	U	UG/L
LC34-DPT0605-063.0-20180507	CIS-1,2-DICHLOROETHENE	156-59-2	64		UG/L
LC34-DPT0605-063.0-20180507	TRANS-1,2-DICHLOROETHENE	156-60-5	1	U	UG/L
LC34-DPT0605-063.0-20180507	TRICHLOROETHENE	79-01-6	1	U	UG/L
LC34-DPT0605-063.0-20180507	VINYL CHLORIDE	75-01-4	16		UG/L
LC34-DPT0605-068.0-20180508	1,1,2-TRICHLOROTRIFLUOROETHANE	76-13-1	1	U	UG/L

DPT Results - DNAPL Source Zone
Launch Complex 34, SWMU CC054

Sample_ID	Parameter	CAS	Lab Result	Qualifier	Units
LC34-DPT0605-068.0-20180508	1,1-DICHLOROETHENE	75-35-4	1	U	UG/L
LC34-DPT0605-068.0-20180508	CIS-1,2-DICHLOROETHENE	156-59-2	9		UG/L
LC34-DPT0605-068.0-20180508	TRANS-1,2-DICHLOROETHENE	156-60-5	1	U	UG/L
LC34-DPT0605-068.0-20180508	TRICHLOROETHENE	79-01-6	1	U	UG/L
LC34-DPT0605-068.0-20180508	VINYL CHLORIDE	75-01-4	2		UG/L
LC34-DPT0605-073.0-20180508	1,1,2-TRICHLOROTRIFLUOROETHANE	76-13-1	1	U	UG/L
LC34-DPT0605-073.0-20180508	1,1-DICHLOROETHENE	75-35-4	1	U	UG/L
LC34-DPT0605-073.0-20180508	CIS-1,2-DICHLOROETHENE	156-59-2	2		UG/L
LC34-DPT0605-073.0-20180508	TRANS-1,2-DICHLOROETHENE	156-60-5	1	U	UG/L
LC34-DPT0605-073.0-20180508	TRICHLOROETHENE	79-01-6	1	U	UG/L
LC34-DPT0605-073.0-20180508	VINYL CHLORIDE	75-01-4	1	U	UG/L
LC34-DPT0605-078.0-20180508	1,1,2-TRICHLOROTRIFLUOROETHANE	76-13-1	1	U	UG/L
LC34-DPT0605-078.0-20180508	1,1-DICHLOROETHENE	75-35-4	1	U	UG/L
LC34-DPT0605-078.0-20180508	CIS-1,2-DICHLOROETHENE	156-59-2	110		UG/L
LC34-DPT0605-078.0-20180508	TRANS-1,2-DICHLOROETHENE	156-60-5	4		UG/L
LC34-DPT0605-078.0-20180508	TRICHLOROETHENE	79-01-6	36		UG/L
LC34-DPT0605-078.0-20180508	VINYL CHLORIDE	75-01-4	1	U	UG/L
LC34-DPT0605-083.0-20180508	1,1,2-TRICHLOROTRIFLUOROETHANE	76-13-1	1	U	UG/L
LC34-DPT0605-083.0-20180508	1,1-DICHLOROETHENE	75-35-4	1	U	UG/L
LC34-DPT0605-083.0-20180508	CIS-1,2-DICHLOROETHENE	156-59-2	70		UG/L
LC34-DPT0605-083.0-20180508	TRANS-1,2-DICHLOROETHENE	156-60-5	1	U	UG/L
LC34-DPT0605-083.0-20180508	TRICHLOROETHENE	79-01-6	1	U	UG/L
LC34-DPT0605-083.0-20180508	VINYL CHLORIDE	75-01-4	15		UG/L
LC34-DPT0606-008.0-20180508	1,1,2-TRICHLOROTRIFLUOROETHANE	76-13-1	1	U	UG/L
LC34-DPT0606-008.0-20180508	1,1-DICHLOROETHENE	75-35-4	1	U	UG/L
LC34-DPT0606-008.0-20180508	CIS-1,2-DICHLOROETHENE	156-59-2	6		UG/L
LC34-DPT0606-008.0-20180508	TRANS-1,2-DICHLOROETHENE	156-60-5	1	U	UG/L
LC34-DPT0606-008.0-20180508	TRICHLOROETHENE	79-01-6	1	U	UG/L
LC34-DPT0606-008.0-20180508	VINYL CHLORIDE	75-01-4	1	U	UG/L

DPT Results - DNAPL Source Zone
Launch Complex 34, SWMU CC054

Sample_ID	Parameter	CAS	Lab Result	Qualifier	Units
LC34-DPT0606-013.0-20180508	1,1,2-TRICHLOROTRIFLUOROETHANE	76-13-1	1	U	UG/L
LC34-DPT0606-013.0-20180508	1,1-DICHLOROETHENE	75-35-4	1	U	UG/L
LC34-DPT0606-013.0-20180508	CIS-1,2-DICHLOROETHENE	156-59-2	25		UG/L
LC34-DPT0606-013.0-20180508	TRANS-1,2-DICHLOROETHENE	156-60-5	1		UG/L
LC34-DPT0606-013.0-20180508	TRICHLOROETHENE	79-01-6	1	U	UG/L
LC34-DPT0606-013.0-20180508	VINYL CHLORIDE	75-01-4	30		UG/L
LC34-DPT0606-018.0-20180508	1,1,2-TRICHLOROTRIFLUOROETHANE	76-13-1	2	U	UG/L
LC34-DPT0606-018.0-20180508	1,1-DICHLOROETHENE	75-35-4	2	U	UG/L
LC34-DPT0606-018.0-20180508	CIS-1,2-DICHLOROETHENE	156-59-2	21		UG/L
LC34-DPT0606-018.0-20180508	TRANS-1,2-DICHLOROETHENE	156-60-5	5		UG/L
LC34-DPT0606-018.0-20180508	TRICHLOROETHENE	79-01-6	2	U	UG/L
LC34-DPT0606-018.0-20180508	VINYL CHLORIDE	75-01-4	640	J	UG/L
LC34-DPT0606-023.0-20180508	1,1,2-TRICHLOROTRIFLUOROETHANE	76-13-1	10	U	UG/L
LC34-DPT0606-023.0-20180508	1,1-DICHLOROETHENE	75-35-4	10	U	UG/L
LC34-DPT0606-023.0-20180508	CIS-1,2-DICHLOROETHENE	156-59-2	4000		UG/L
LC34-DPT0606-023.0-20180508	TRANS-1,2-DICHLOROETHENE	156-60-5	210		UG/L
LC34-DPT0606-023.0-20180508	TRICHLOROETHENE	79-01-6	10	U	UG/L
LC34-DPT0606-023.0-20180508	VINYL CHLORIDE	75-01-4	21300		UG/L
LC34-DPT0606-028.0-20180508	1,1,2-TRICHLOROTRIFLUOROETHANE	76-13-1	290	U	UG/L
LC34-DPT0606-028.0-20180508	1,1-DICHLOROETHENE	75-35-4	290	U	UG/L
LC34-DPT0606-028.0-20180508	CIS-1,2-DICHLOROETHENE	156-59-2	290	U	UG/L
LC34-DPT0606-028.0-20180508	TRANS-1,2-DICHLOROETHENE	156-60-5	290	U	UG/L
LC34-DPT0606-028.0-20180508	TRICHLOROETHENE	79-01-6	290	U	UG/L
LC34-DPT0606-028.0-20180508	VINYL CHLORIDE	75-01-4	23100		UG/L
LC34-DPT0606-033.0-20180508	1,1,2-TRICHLOROTRIFLUOROETHANE	76-13-1	100	U	UG/L
LC34-DPT0606-033.0-20180508	1,1-DICHLOROETHENE	75-35-4	100	U	UG/L
LC34-DPT0606-033.0-20180508	CIS-1,2-DICHLOROETHENE	156-59-2	100	U	UG/L
LC34-DPT0606-033.0-20180508	TRANS-1,2-DICHLOROETHENE	156-60-5	100	U	UG/L
LC34-DPT0606-033.0-20180508	TRICHLOROETHENE	79-01-6	100	U	UG/L

DPT Results - DNAPL Source Zone
Launch Complex 34, SWMU CC054

Sample_ID	Parameter	CAS	Lab Result	Qualifier	Units
LC34-DPT0606-033.0-20180508	VINYL CHLORIDE	75-01-4	1500		UG/L
LC34-DPT0606-038.0-20180508	1,1,2-TRICHLOROTRIFLUOROETHANE	76-13-1	10	U	UG/L
LC34-DPT0606-038.0-20180508	1,1-DICHLOROETHENE	75-35-4	10	U	UG/L
LC34-DPT0606-038.0-20180508	CIS-1,2-DICHLOROETHENE	156-59-2	10	U	UG/L
LC34-DPT0606-038.0-20180508	TRANS-1,2-DICHLOROETHENE	156-60-5	10	U	UG/L
LC34-DPT0606-038.0-20180508	TRICHLOROETHENE	79-01-6	10	U	UG/L
LC34-DPT0606-038.0-20180508	VINYL CHLORIDE	75-01-4	42		UG/L
LC34-DPT0606-043.0-20180508	1,1,2-TRICHLOROTRIFLUOROETHANE	76-13-1	3	U	UG/L
LC34-DPT0606-043.0-20180508	1,1-DICHLOROETHENE	75-35-4	3	U	UG/L
LC34-DPT0606-043.0-20180508	CIS-1,2-DICHLOROETHENE	156-59-2	4		UG/L
LC34-DPT0606-043.0-20180508	TRANS-1,2-DICHLOROETHENE	156-60-5	3	U	UG/L
LC34-DPT0606-043.0-20180508	TRICHLOROETHENE	79-01-6	3	U	UG/L
LC34-DPT0606-043.0-20180508	VINYL CHLORIDE	75-01-4	14		UG/L
LC34-DPT0606-048.0-20180508	1,1,2-TRICHLOROTRIFLUOROETHANE	76-13-1	1	U	UG/L
LC34-DPT0606-048.0-20180508	1,1-DICHLOROETHENE	75-35-4	1	U	UG/L
LC34-DPT0606-048.0-20180508	CIS-1,2-DICHLOROETHENE	156-59-2	8		UG/L
LC34-DPT0606-048.0-20180508	TRANS-1,2-DICHLOROETHENE	156-60-5	1	U	UG/L
LC34-DPT0606-048.0-20180508	TRICHLOROETHENE	79-01-6	1	U	UG/L
LC34-DPT0606-048.0-20180508	VINYL CHLORIDE	75-01-4	58		UG/L
LC34-DPT0606-053.0-20180508	1,1,2-TRICHLOROTRIFLUOROETHANE	76-13-1	1	U	UG/L
LC34-DPT0606-053.0-20180508	1,1-DICHLOROETHENE	75-35-4	1	U	UG/L
LC34-DPT0606-053.0-20180508	CIS-1,2-DICHLOROETHENE	156-59-2	1	U	UG/L
LC34-DPT0606-053.0-20180508	TRANS-1,2-DICHLOROETHENE	156-60-5	1	U	UG/L
LC34-DPT0606-053.0-20180508	TRICHLOROETHENE	79-01-6	1	U	UG/L
LC34-DPT0606-053.0-20180508	VINYL CHLORIDE	75-01-4	1	U	UG/L
LC34-DPT0606-058.0-20180508	1,1,2-TRICHLOROTRIFLUOROETHANE	76-13-1	1	U	UG/L
LC34-DPT0606-058.0-20180508	1,1-DICHLOROETHENE	75-35-4	1	U	UG/L
LC34-DPT0606-058.0-20180508	CIS-1,2-DICHLOROETHENE	156-59-2	2		UG/L
LC34-DPT0606-058.0-20180508	TRANS-1,2-DICHLOROETHENE	156-60-5	1	U	UG/L

DPT Results - DNAPL Source Zone
Launch Complex 34, SWMU CC054

Sample_ID	Parameter	CAS	Lab Result	Qualifier	Units
LC34-DPT0606-058.0-20180508	TRICHLOROETHENE	79-01-6	1	U	UG/L
LC34-DPT0606-058.0-20180508	VINYL CHLORIDE	75-01-4	13		UG/L
LC34-DPT0606-063.0-20180508	1,1,2-TRICHLOROTRIFLUOROETHANE	76-13-1	1	U	UG/L
LC34-DPT0606-063.0-20180508	1,1-DICHLOROETHENE	75-35-4	1	U	UG/L
LC34-DPT0606-063.0-20180508	CIS-1,2-DICHLOROETHENE	156-59-2	27		UG/L
LC34-DPT0606-063.0-20180508	TRANS-1,2-DICHLOROETHENE	156-60-5	1	U	UG/L
LC34-DPT0606-063.0-20180508	TRICHLOROETHENE	79-01-6	1	U	UG/L
LC34-DPT0606-063.0-20180508	VINYL CHLORIDE	75-01-4	57		UG/L
LC34-DPT0606-068.0-20180508	1,1,2-TRICHLOROTRIFLUOROETHANE	76-13-1	2	U	UG/L
LC34-DPT0606-068.0-20180508	1,1-DICHLOROETHENE	75-35-4	2	U	UG/L
LC34-DPT0606-068.0-20180508	CIS-1,2-DICHLOROETHENE	156-59-2	4		UG/L
LC34-DPT0606-068.0-20180508	TRANS-1,2-DICHLOROETHENE	156-60-5	2	U	UG/L
LC34-DPT0606-068.0-20180508	TRICHLOROETHENE	79-01-6	2	U	UG/L
LC34-DPT0606-068.0-20180508	VINYL CHLORIDE	75-01-4	8		UG/L
LC34-DPT0606-073.0-20180508	1,1,2-TRICHLOROTRIFLUOROETHANE	76-13-1	1	U	UG/L
LC34-DPT0606-073.0-20180508	1,1-DICHLOROETHENE	75-35-4	1	U	UG/L
LC34-DPT0606-073.0-20180508	CIS-1,2-DICHLOROETHENE	156-59-2	1	U	UG/L
LC34-DPT0606-073.0-20180508	TRANS-1,2-DICHLOROETHENE	156-60-5	1	U	UG/L
LC34-DPT0606-073.0-20180508	TRICHLOROETHENE	79-01-6	1	U	UG/L
LC34-DPT0606-073.0-20180508	VINYL CHLORIDE	75-01-4	2		UG/L
LC34-DPT0606-078.0-20180508	1,1,2-TRICHLOROTRIFLUOROETHANE	76-13-1	1	U	UG/L
LC34-DPT0606-078.0-20180508	1,1-DICHLOROETHENE	75-35-4	1	U	UG/L
LC34-DPT0606-078.0-20180508	CIS-1,2-DICHLOROETHENE	156-59-2	1	U	UG/L
LC34-DPT0606-078.0-20180508	TRANS-1,2-DICHLOROETHENE	156-60-5	1	U	UG/L
LC34-DPT0606-078.0-20180508	TRICHLOROETHENE	79-01-6	1	U	UG/L
LC34-DPT0606-078.0-20180508	VINYL CHLORIDE	75-01-4	1	U	UG/L
LC34-DPT0606-083.0-20180508	1,1,2-TRICHLOROTRIFLUOROETHANE	76-13-1	1	U	UG/L
LC34-DPT0606-083.0-20180508	1,1-DICHLOROETHENE	75-35-4	1	U	UG/L
LC34-DPT0606-083.0-20180508	CIS-1,2-DICHLOROETHENE	156-59-2	23		UG/L

DPT Results - DNAPL Source Zone
Launch Complex 34, SWMU CC054

Sample_ID	Parameter	CAS	Lab Result	Qualifier	Units
LC34-DPT0606-083.0-20180508	TRANS-1,2-DICHLOROETHENE	156-60-5	1	U	UG/L
LC34-DPT0606-083.0-20180508	TRICHLOROETHENE	79-01-6	1	U	UG/L
LC34-DPT0606-083.0-20180508	VINYL CHLORIDE	75-01-4	66		UG/L
LC34-DPT0607-008.0-20180509	1,1,2-TRICHLOROTRIFLUOROETHANE	76-13-1	1	U	UG/L
LC34-DPT0607-008.0-20180509	1,1-DICHLOROETHENE	75-35-4	1	U	UG/L
LC34-DPT0607-008.0-20180509	CIS-1,2-DICHLOROETHENE	156-59-2	1	U	UG/L
LC34-DPT0607-008.0-20180509	TRANS-1,2-DICHLOROETHENE	156-60-5	1	U	UG/L
LC34-DPT0607-008.0-20180509	TRICHLOROETHENE	79-01-6	1	U	UG/L
LC34-DPT0607-008.0-20180509	VINYL CHLORIDE	75-01-4	1	U	UG/L
LC34-DPT0607-013.0-20180509	1,1,2-TRICHLOROTRIFLUOROETHANE	76-13-1	1	U	UG/L
LC34-DPT0607-013.0-20180509	1,1-DICHLOROETHENE	75-35-4	1	U	UG/L
LC34-DPT0607-013.0-20180509	CIS-1,2-DICHLOROETHENE	156-59-2	2		UG/L
LC34-DPT0607-013.0-20180509	TRANS-1,2-DICHLOROETHENE	156-60-5	1	U	UG/L
LC34-DPT0607-013.0-20180509	TRICHLOROETHENE	79-01-6	1	U	UG/L
LC34-DPT0607-013.0-20180509	VINYL CHLORIDE	75-01-4	2		UG/L
LC34-DPT0607-018.0-20180509	1,1,2-TRICHLOROTRIFLUOROETHANE	76-13-1	2	U	UG/L
LC34-DPT0607-018.0-20180509	1,1-DICHLOROETHENE	75-35-4	2	U	UG/L
LC34-DPT0607-018.0-20180509	CIS-1,2-DICHLOROETHENE	156-59-2	11		UG/L
LC34-DPT0607-018.0-20180509	TRANS-1,2-DICHLOROETHENE	156-60-5	2	U	UG/L
LC34-DPT0607-018.0-20180509	TRICHLOROETHENE	79-01-6	2	U	UG/L
LC34-DPT0607-018.0-20180509	VINYL CHLORIDE	75-01-4	170		UG/L
LC34-DPT0607-023.0-20180509	1,1,2-TRICHLOROTRIFLUOROETHANE	76-13-1	3	U	UG/L
LC34-DPT0607-023.0-20180509	1,1-DICHLOROETHENE	75-35-4	3	U	UG/L
LC34-DPT0607-023.0-20180509	CIS-1,2-DICHLOROETHENE	156-59-2	22		UG/L
LC34-DPT0607-023.0-20180509	TRANS-1,2-DICHLOROETHENE	156-60-5	8		UG/L
LC34-DPT0607-023.0-20180509	TRICHLOROETHENE	79-01-6	3	U	UG/L
LC34-DPT0607-023.0-20180509	VINYL CHLORIDE	75-01-4	780		UG/L
LC34-DPT0607-028.0-20180509	1,1,2-TRICHLOROTRIFLUOROETHANE	76-13-1	10	U	UG/L
LC34-DPT0607-028.0-20180509	1,1-DICHLOROETHENE	75-35-4	10	U	UG/L

DPT Results - DNAPL Source Zone
Launch Complex 34, SWMU CC054

Sample_ID	Parameter	CAS	Lab Result	Qualifier	Units
LC34-DPT0607-028.0-20180509	CIS-1,2-DICHLOROETHENE	156-59-2	10	U	UG/L
LC34-DPT0607-028.0-20180509	TRANS-1,2-DICHLOROETHENE	156-60-5	68		UG/L
LC34-DPT0607-028.0-20180509	TRICHLOROETHENE	79-01-6	10	U	UG/L
LC34-DPT0607-028.0-20180509	VINYL CHLORIDE	75-01-4	10300		UG/L
LC34-DPT0607-033.0-20180509	1,1,2-TRICHLOROTRIFLUOROETHANE	76-13-1	20	U	UG/L
LC34-DPT0607-033.0-20180509	1,1-DICHLOROETHENE	75-35-4	20	U	UG/L
LC34-DPT0607-033.0-20180509	CIS-1,2-DICHLOROETHENE	156-59-2	20	U	UG/L
LC34-DPT0607-033.0-20180509	TRANS-1,2-DICHLOROETHENE	156-60-5	24		UG/L
LC34-DPT0607-033.0-20180509	TRICHLOROETHENE	79-01-6	20	U	UG/L
LC34-DPT0607-033.0-20180509	VINYL CHLORIDE	75-01-4	13600	J	UG/L
LC34-DPT0607-038.0-20180509	1,1,2-TRICHLOROTRIFLUOROETHANE	76-13-1	100	U	UG/L
LC34-DPT0607-038.0-20180509	1,1-DICHLOROETHENE	75-35-4	100	U	UG/L
LC34-DPT0607-038.0-20180509	CIS-1,2-DICHLOROETHENE	156-59-2	100	U	UG/L
LC34-DPT0607-038.0-20180509	TRANS-1,2-DICHLOROETHENE	156-60-5	100	U	UG/L
LC34-DPT0607-038.0-20180509	TRICHLOROETHENE	79-01-6	100	U	UG/L
LC34-DPT0607-038.0-20180509	VINYL CHLORIDE	75-01-4	2500		UG/L
LC34-DPT0607-043.0-20180509	1,1,2-TRICHLOROTRIFLUOROETHANE	76-13-1	3	U	UG/L
LC34-DPT0607-043.0-20180509	1,1-DICHLOROETHENE	75-35-4	3	U	UG/L
LC34-DPT0607-043.0-20180509	CIS-1,2-DICHLOROETHENE	156-59-2	3	U	UG/L
LC34-DPT0607-043.0-20180509	TRANS-1,2-DICHLOROETHENE	156-60-5	3	U	UG/L
LC34-DPT0607-043.0-20180509	TRICHLOROETHENE	79-01-6	3	U	UG/L
LC34-DPT0607-043.0-20180509	VINYL CHLORIDE	75-01-4	7		UG/L
LC34-DPT0607-048.0-20180509	1,1,2-TRICHLOROTRIFLUOROETHANE	76-13-1	1	U	UG/L
LC34-DPT0607-048.0-20180509	1,1-DICHLOROETHENE	75-35-4	1	U	UG/L
LC34-DPT0607-048.0-20180509	CIS-1,2-DICHLOROETHENE	156-59-2	1	U	UG/L
LC34-DPT0607-048.0-20180509	TRANS-1,2-DICHLOROETHENE	156-60-5	1	U	UG/L
LC34-DPT0607-048.0-20180509	TRICHLOROETHENE	79-01-6	1	U	UG/L
LC34-DPT0607-048.0-20180509	VINYL CHLORIDE	75-01-4	3		UG/L
LC34-DPT0607-053.0-20180509	1,1,2-TRICHLOROTRIFLUOROETHANE	76-13-1	1	U	UG/L

DPT Results - DNAPL Source Zone
Launch Complex 34, SWMU CC054

Sample_ID	Parameter	CAS	Lab Result	Qualifier	Units
LC34-DPT0607-053.0-20180509	1,1-DICHLOROETHENE	75-35-4	1	U	UG/L
LC34-DPT0607-053.0-20180509	CIS-1,2-DICHLOROETHENE	156-59-2	1	U	UG/L
LC34-DPT0607-053.0-20180509	TRANS-1,2-DICHLOROETHENE	156-60-5	1	U	UG/L
LC34-DPT0607-053.0-20180509	TRICHLOROETHENE	79-01-6	1	U	UG/L
LC34-DPT0607-053.0-20180509	VINYL CHLORIDE	75-01-4	1	U	UG/L
LC34-DPT0607-058.0-20180509	1,1,2-TRICHLOROTRIFLUOROETHANE	76-13-1	1	U	UG/L
LC34-DPT0607-058.0-20180509	1,1-DICHLOROETHENE	75-35-4	1	U	UG/L
LC34-DPT0607-058.0-20180509	CIS-1,2-DICHLOROETHENE	156-59-2	1	U	UG/L
LC34-DPT0607-058.0-20180509	TRANS-1,2-DICHLOROETHENE	156-60-5	1	U	UG/L
LC34-DPT0607-058.0-20180509	TRICHLOROETHENE	79-01-6	1	U	UG/L
LC34-DPT0607-058.0-20180509	VINYL CHLORIDE	75-01-4	23		UG/L
LC34-DPT0607-063.0-20180509	1,1,2-TRICHLOROTRIFLUOROETHANE	76-13-1	1	U	UG/L
LC34-DPT0607-063.0-20180509	1,1-DICHLOROETHENE	75-35-4	1	U	UG/L
LC34-DPT0607-063.0-20180509	CIS-1,2-DICHLOROETHENE	156-59-2	1	U	UG/L
LC34-DPT0607-063.0-20180509	TRANS-1,2-DICHLOROETHENE	156-60-5	1	U	UG/L
LC34-DPT0607-063.0-20180509	TRICHLOROETHENE	79-01-6	1	U	UG/L
LC34-DPT0607-063.0-20180509	VINYL CHLORIDE	75-01-4	8		UG/L
LC34-DPT0607-068.0-20180509	1,1,2-TRICHLOROTRIFLUOROETHANE	76-13-1	1	U	UG/L
LC34-DPT0607-068.0-20180509	1,1-DICHLOROETHENE	75-35-4	1	U	UG/L
LC34-DPT0607-068.0-20180509	CIS-1,2-DICHLOROETHENE	156-59-2	1	U	UG/L
LC34-DPT0607-068.0-20180509	TRANS-1,2-DICHLOROETHENE	156-60-5	1	U	UG/L
LC34-DPT0607-068.0-20180509	TRICHLOROETHENE	79-01-6	1	U	UG/L
LC34-DPT0607-068.0-20180509	VINYL CHLORIDE	75-01-4	18		UG/L
LC34-DPT0607-073.0-20180509	1,1,2-TRICHLOROTRIFLUOROETHANE	76-13-1	1	U	UG/L
LC34-DPT0607-073.0-20180509	1,1-DICHLOROETHENE	75-35-4	1	U	UG/L
LC34-DPT0607-073.0-20180509	CIS-1,2-DICHLOROETHENE	156-59-2	1	U	UG/L
LC34-DPT0607-073.0-20180509	TRANS-1,2-DICHLOROETHENE	156-60-5	1	U	UG/L
LC34-DPT0607-073.0-20180509	TRICHLOROETHENE	79-01-6	1	U	UG/L
LC34-DPT0607-073.0-20180509	VINYL CHLORIDE	75-01-4	1	U	UG/L

DPT Results - DNAPL Source Zone
Launch Complex 34, SWMU CC054

Sample_ID	Parameter	CAS	Lab Result	Qualifier	Units
LC34-DPT0607-078.0-20180509	1,1,2-TRICHLOROTRIFLUOROETHANE	76-13-1	1	U	UG/L
LC34-DPT0607-078.0-20180509	1,1-DICHLOROETHENE	75-35-4	1	U	UG/L
LC34-DPT0607-078.0-20180509	CIS-1,2-DICHLOROETHENE	156-59-2	1	U	UG/L
LC34-DPT0607-078.0-20180509	TRANS-1,2-DICHLOROETHENE	156-60-5	1	U	UG/L
LC34-DPT0607-078.0-20180509	TRICHLOROETHENE	79-01-6	1	U	UG/L
LC34-DPT0607-078.0-20180509	VINYL CHLORIDE	75-01-4	9		UG/L
LC34-DPT0607-083.0-20180509	1,1,2-TRICHLOROTRIFLUOROETHANE	76-13-1	1	U	UG/L
LC34-DPT0607-083.0-20180509	1,1-DICHLOROETHENE	75-35-4	1	U	UG/L
LC34-DPT0607-083.0-20180509	CIS-1,2-DICHLOROETHENE	156-59-2	1	U	UG/L
LC34-DPT0607-083.0-20180509	TRANS-1,2-DICHLOROETHENE	156-60-5	1	U	UG/L
LC34-DPT0607-083.0-20180509	TRICHLOROETHENE	79-01-6	1	U	UG/L
LC34-DPT0607-083.0-20180509	VINYL CHLORIDE	75-01-4	4		UG/L
LC34-DPT0608-008.0-20180509	1,1,2-TRICHLOROTRIFLUOROETHANE	76-13-1	1	U	UG/L
LC34-DPT0608-008.0-20180509	1,1-DICHLOROETHENE	75-35-4	1	U	UG/L
LC34-DPT0608-008.0-20180509	CIS-1,2-DICHLOROETHENE	156-59-2	1	U	UG/L
LC34-DPT0608-008.0-20180509	TRANS-1,2-DICHLOROETHENE	156-60-5	1	U	UG/L
LC34-DPT0608-008.0-20180509	TRICHLOROETHENE	79-01-6	1	U	UG/L
LC34-DPT0608-008.0-20180509	VINYL CHLORIDE	75-01-4	1	U	UG/L
LC34-DPT0608-013.0-20180509	1,1,2-TRICHLOROTRIFLUOROETHANE	76-13-1	1	U	UG/L
LC34-DPT0608-013.0-20180509	1,1-DICHLOROETHENE	75-35-4	1	U	UG/L
LC34-DPT0608-013.0-20180509	CIS-1,2-DICHLOROETHENE	156-59-2	1	U	UG/L
LC34-DPT0608-013.0-20180509	TRANS-1,2-DICHLOROETHENE	156-60-5	1	U	UG/L
LC34-DPT0608-013.0-20180509	TRICHLOROETHENE	79-01-6	1	U	UG/L
LC34-DPT0608-013.0-20180509	VINYL CHLORIDE	75-01-4	7		UG/L
LC34-DPT0608-018.0-20180509	1,1,2-TRICHLOROTRIFLUOROETHANE	76-13-1	1	U	UG/L
LC34-DPT0608-018.0-20180509	1,1-DICHLOROETHENE	75-35-4	1	U	UG/L
LC34-DPT0608-018.0-20180509	CIS-1,2-DICHLOROETHENE	156-59-2	6		UG/L
LC34-DPT0608-018.0-20180509	TRANS-1,2-DICHLOROETHENE	156-60-5	4		UG/L
LC34-DPT0608-018.0-20180509	TRICHLOROETHENE	79-01-6	1	U	UG/L

DPT Results - DNAPL Source Zone
Launch Complex 34, SWMU CC054

Sample_ID	Parameter	CAS	Lab Result	Qualifier	Units
LC34-DPT0608-018.0-20180509	VINYL CHLORIDE	75-01-4	130		UG/L
LC34-DPT0608-023.0-20180509	1,1,2-TRICHLOROTRIFLUOROETHANE	76-13-1	10	U	UG/L
LC34-DPT0608-023.0-20180509	1,1-DICHLOROETHENE	75-35-4	10	U	UG/L
LC34-DPT0608-023.0-20180509	CIS-1,2-DICHLOROETHENE	156-59-2	10	U	UG/L
LC34-DPT0608-023.0-20180509	TRANS-1,2-DICHLOROETHENE	156-60-5	83		UG/L
LC34-DPT0608-023.0-20180509	TRICHLOROETHENE	79-01-6	10	U	UG/L
LC34-DPT0608-023.0-20180509	VINYL CHLORIDE	75-01-4	220		UG/L
LC34-DPT0608-028.0-20180509	1,1,2-TRICHLOROTRIFLUOROETHANE	76-13-1	40	U	UG/L
LC34-DPT0608-028.0-20180509	1,1-DICHLOROETHENE	75-35-4	40	U	UG/L
LC34-DPT0608-028.0-20180509	CIS-1,2-DICHLOROETHENE	156-59-2	40	U	UG/L
LC34-DPT0608-028.0-20180509	TRANS-1,2-DICHLOROETHENE	156-60-5	120		UG/L
LC34-DPT0608-028.0-20180509	TRICHLOROETHENE	79-01-6	40	U	UG/L
LC34-DPT0608-028.0-20180509	VINYL CHLORIDE	75-01-4	3200		UG/L
LC34-DPT0608-033.0-20180509	1,1,2-TRICHLOROTRIFLUOROETHANE	76-13-1	290	U	UG/L
LC34-DPT0608-033.0-20180509	1,1-DICHLOROETHENE	75-35-4	290	U	UG/L
LC34-DPT0608-033.0-20180509	CIS-1,2-DICHLOROETHENE	156-59-2	1800		UG/L
LC34-DPT0608-033.0-20180509	TRANS-1,2-DICHLOROETHENE	156-60-5	290	U	UG/L
LC34-DPT0608-033.0-20180509	TRICHLOROETHENE	79-01-6	290	U	UG/L
LC34-DPT0608-033.0-20180509	VINYL CHLORIDE	75-01-4	24500		UG/L
LC34-DPT0608-038.0-20180509	1,1,2-TRICHLOROTRIFLUOROETHANE	76-13-1	100	U	UG/L
LC34-DPT0608-038.0-20180509	1,1-DICHLOROETHENE	75-35-4	100	U	UG/L
LC34-DPT0608-038.0-20180509	CIS-1,2-DICHLOROETHENE	156-59-2	5900		UG/L
LC34-DPT0608-038.0-20180509	TRANS-1,2-DICHLOROETHENE	156-60-5	110		UG/L
LC34-DPT0608-038.0-20180509	TRICHLOROETHENE	79-01-6	100	U	UG/L
LC34-DPT0608-038.0-20180509	VINYL CHLORIDE	75-01-4	16200		UG/L
LC34-DPT0608-043.0-20180509	1,1,2-TRICHLOROTRIFLUOROETHANE	76-13-1	10	U	UG/L
LC34-DPT0608-043.0-20180509	1,1-DICHLOROETHENE	75-35-4	10	U	UG/L
LC34-DPT0608-043.0-20180509	CIS-1,2-DICHLOROETHENE	156-59-2	26		UG/L
LC34-DPT0608-043.0-20180509	TRANS-1,2-DICHLOROETHENE	156-60-5	10	U	UG/L

DPT Results - DNAPL Source Zone
Launch Complex 34, SWMU CC054

Sample_ID	Parameter	CAS	Lab Result	Qualifier	Units
LC34-DPT0608-043.0-20180509	TRICHLOROETHENE	79-01-6	10	U	UG/L
LC34-DPT0608-043.0-20180509	VINYL CHLORIDE	75-01-4	1500		UG/L
LC34-DPT0608-048.0-20180509	1,1,2-TRICHLOROTRIFLUOROETHANE	76-13-1	1	U	UG/L
LC34-DPT0608-048.0-20180509	1,1-DICHLOROETHENE	75-35-4	1	U	UG/L
LC34-DPT0608-048.0-20180509	CIS-1,2-DICHLOROETHENE	156-59-2	1	U	UG/L
LC34-DPT0608-048.0-20180509	TRANS-1,2-DICHLOROETHENE	156-60-5	1	U	UG/L
LC34-DPT0608-048.0-20180509	TRICHLOROETHENE	79-01-6	1	U	UG/L
LC34-DPT0608-048.0-20180509	VINYL CHLORIDE	75-01-4	2		UG/L
LC34-DPT0608-053.0-20180510	1,1,2-TRICHLOROTRIFLUOROETHANE	76-13-1	1	U	UG/L
LC34-DPT0608-053.0-20180510	1,1-DICHLOROETHENE	75-35-4	1	U	UG/L
LC34-DPT0608-053.0-20180510	CIS-1,2-DICHLOROETHENE	156-59-2	1	U	UG/L
LC34-DPT0608-053.0-20180510	TRANS-1,2-DICHLOROETHENE	156-60-5	1	U	UG/L
LC34-DPT0608-053.0-20180510	TRICHLOROETHENE	79-01-6	1	U	UG/L
LC34-DPT0608-053.0-20180510	VINYL CHLORIDE	75-01-4	1	U	UG/L
LC34-DPT0608-058.0-20180510	1,1,2-TRICHLOROTRIFLUOROETHANE	76-13-1	1	U	UG/L
LC34-DPT0608-058.0-20180510	1,1-DICHLOROETHENE	75-35-4	1	U	UG/L
LC34-DPT0608-058.0-20180510	CIS-1,2-DICHLOROETHENE	156-59-2	160		UG/L
LC34-DPT0608-058.0-20180510	TRANS-1,2-DICHLOROETHENE	156-60-5	3		UG/L
LC34-DPT0608-058.0-20180510	TRICHLOROETHENE	79-01-6	1	U	UG/L
LC34-DPT0608-058.0-20180510	VINYL CHLORIDE	75-01-4	150		UG/L
LC34-DPT0608-063.0-20180510	1,1,2-TRICHLOROTRIFLUOROETHANE	76-13-1	1	U	UG/L
LC34-DPT0608-063.0-20180510	1,1-DICHLOROETHENE	75-35-4	1	U	UG/L
LC34-DPT0608-063.0-20180510	CIS-1,2-DICHLOROETHENE	156-59-2	1	U	UG/L
LC34-DPT0608-063.0-20180510	TRANS-1,2-DICHLOROETHENE	156-60-5	1	U	UG/L
LC34-DPT0608-063.0-20180510	TRICHLOROETHENE	79-01-6	1	U	UG/L
LC34-DPT0608-063.0-20180510	VINYL CHLORIDE	75-01-4	1	U	UG/L
LC34-DPT0608-068.0-20180510	1,1,2-TRICHLOROTRIFLUOROETHANE	76-13-1	1	U	UG/L
LC34-DPT0608-068.0-20180510	1,1-DICHLOROETHENE	75-35-4	1	U	UG/L
LC34-DPT0608-068.0-20180510	CIS-1,2-DICHLOROETHENE	156-59-2	1	U	UG/L

DPT Results - DNAPL Source Zone
Launch Complex 34, SWMU CC054

Sample_ID	Parameter	CAS	Lab Result	Qualifier	Units
LC34-DPT0608-068.0-20180510	TRANS-1,2-DICHLOROETHENE	156-60-5	1	U	UG/L
LC34-DPT0608-068.0-20180510	TRICHLOROETHENE	79-01-6	1	U	UG/L
LC34-DPT0608-068.0-20180510	VINYL CHLORIDE	75-01-4	1	U	UG/L
LC34-DPT0608-073.0-20180510	1,1,2-TRICHLOROTRIFLUOROETHANE	76-13-1	1	U	UG/L
LC34-DPT0608-073.0-20180510	1,1-DICHLOROETHENE	75-35-4	1	U	UG/L
LC34-DPT0608-073.0-20180510	CIS-1,2-DICHLOROETHENE	156-59-2	2		UG/L
LC34-DPT0608-073.0-20180510	TRANS-1,2-DICHLOROETHENE	156-60-5	1	U	UG/L
LC34-DPT0608-073.0-20180510	TRICHLOROETHENE	79-01-6	1	U	UG/L
LC34-DPT0608-073.0-20180510	VINYL CHLORIDE	75-01-4	4		UG/L
LC34-DPT0608-078.0-20180510	1,1,2-TRICHLOROTRIFLUOROETHANE	76-13-1	1	U	UG/L
LC34-DPT0608-078.0-20180510	1,1-DICHLOROETHENE	75-35-4	1	U	UG/L
LC34-DPT0608-078.0-20180510	CIS-1,2-DICHLOROETHENE	156-59-2	2		UG/L
LC34-DPT0608-078.0-20180510	TRANS-1,2-DICHLOROETHENE	156-60-5	1	U	UG/L
LC34-DPT0608-078.0-20180510	TRICHLOROETHENE	79-01-6	1	U	UG/L
LC34-DPT0608-078.0-20180510	VINYL CHLORIDE	75-01-4	1	U	UG/L
LC34-DPT0608-083.0-20180510	1,1,2-TRICHLOROTRIFLUOROETHANE	76-13-1	1	U	UG/L
LC34-DPT0608-083.0-20180510	1,1-DICHLOROETHENE	75-35-4	1	U	UG/L
LC34-DPT0608-083.0-20180510	CIS-1,2-DICHLOROETHENE	156-59-2	2		UG/L
LC34-DPT0608-083.0-20180510	TRANS-1,2-DICHLOROETHENE	156-60-5	1	U	UG/L
LC34-DPT0608-083.0-20180510	TRICHLOROETHENE	79-01-6	1	U	UG/L
LC34-DPT0608-083.0-20180510	VINYL CHLORIDE	75-01-4	17		UG/L
LC34-DPT0609-008.0-20180510	1,1,2-TRICHLOROTRIFLUOROETHANE	76-13-1	1	U	UG/L
LC34-DPT0609-008.0-20180510	1,1-DICHLOROETHENE	75-35-4	1	U	UG/L
LC34-DPT0609-008.0-20180510	CIS-1,2-DICHLOROETHENE	156-59-2	1	U	UG/L
LC34-DPT0609-008.0-20180510	TRANS-1,2-DICHLOROETHENE	156-60-5	1	U	UG/L
LC34-DPT0609-008.0-20180510	TRICHLOROETHENE	79-01-6	1	U	UG/L
LC34-DPT0609-008.0-20180510	VINYL CHLORIDE	75-01-4	1	U	UG/L
LC34-DPT0609-013.0-20180510	1,1,2-TRICHLOROTRIFLUOROETHANE	76-13-1	1	U	UG/L
LC34-DPT0609-013.0-20180510	1,1-DICHLOROETHENE	75-35-4	1	U	UG/L

DPT Results - DNAPL Source Zone
Launch Complex 34, SWMU CC054

Sample_ID	Parameter	CAS	Lab Result	Qualifier	Units
LC34-DPT0609-013.0-20180510	CIS-1,2-DICHLOROETHENE	156-59-2	3		UG/L
LC34-DPT0609-013.0-20180510	TRANS-1,2-DICHLOROETHENE	156-60-5	1	U	UG/L
LC34-DPT0609-013.0-20180510	TRICHLOROETHENE	79-01-6	1	U	UG/L
LC34-DPT0609-013.0-20180510	VINYL CHLORIDE	75-01-4	8		UG/L
LC34-DPT0609-018.0-20180510	1,1,2-TRICHLOROTRIFLUOROETHANE	76-13-1	1	U	UG/L
LC34-DPT0609-018.0-20180510	1,1-DICHLOROETHENE	75-35-4	1	U	UG/L
LC34-DPT0609-018.0-20180510	CIS-1,2-DICHLOROETHENE	156-59-2	5		UG/L
LC34-DPT0609-018.0-20180510	TRANS-1,2-DICHLOROETHENE	156-60-5	1	U	UG/L
LC34-DPT0609-018.0-20180510	TRICHLOROETHENE	79-01-6	1	U	UG/L
LC34-DPT0609-018.0-20180510	VINYL CHLORIDE	75-01-4	40		UG/L
LC34-DPT0609-023.0-20180510	1,1,2-TRICHLOROTRIFLUOROETHANE	76-13-1	40	U	UG/L
LC34-DPT0609-023.0-20180510	1,1-DICHLOROETHENE	75-35-4	40	U	UG/L
LC34-DPT0609-023.0-20180510	CIS-1,2-DICHLOROETHENE	156-59-2	790		UG/L
LC34-DPT0609-023.0-20180510	TRANS-1,2-DICHLOROETHENE	156-60-5	40	U	UG/L
LC34-DPT0609-023.0-20180510	TRICHLOROETHENE	79-01-6	40	U	UG/L
LC34-DPT0609-023.0-20180510	VINYL CHLORIDE	75-01-4	2700		UG/L
LC34-DPT0609-028.0-20180510	1,1,2-TRICHLOROTRIFLUOROETHANE	76-13-1	10	U	UG/L
LC34-DPT0609-028.0-20180510	1,1-DICHLOROETHENE	75-35-4	10	U	UG/L
LC34-DPT0609-028.0-20180510	CIS-1,2-DICHLOROETHENE	156-59-2	240		UG/L
LC34-DPT0609-028.0-20180510	TRANS-1,2-DICHLOROETHENE	156-60-5	65		UG/L
LC34-DPT0609-028.0-20180510	TRICHLOROETHENE	79-01-6	10	U	UG/L
LC34-DPT0609-028.0-20180510	VINYL CHLORIDE	75-01-4	1700		UG/L
LC34-DPT0609-033.0-20180510	1,1,2-TRICHLOROTRIFLUOROETHANE	76-13-1	100	U	UG/L
LC34-DPT0609-033.0-20180510	1,1-DICHLOROETHENE	75-35-4	100	U	UG/L
LC34-DPT0609-033.0-20180510	CIS-1,2-DICHLOROETHENE	156-59-2	100	U	UG/L
LC34-DPT0609-033.0-20180510	TRANS-1,2-DICHLOROETHENE	156-60-5	470		UG/L
LC34-DPT0609-033.0-20180510	TRICHLOROETHENE	79-01-6	100	U	UG/L
LC34-DPT0609-033.0-20180510	VINYL CHLORIDE	75-01-4	10200		UG/L
LC34-DPT0609-038.0-20180510	1,1,2-TRICHLOROTRIFLUOROETHANE	76-13-1	200	U	UG/L

DPT Results - DNAPL Source Zone
Launch Complex 34, SWMU CC054

Sample_ID	Parameter	CAS	Lab Result	Qualifier	Units
LC34-DPT0609-038.0-20180510	1,1-DICHLOROETHENE	75-35-4	200	U	UG/L
LC34-DPT0609-038.0-20180510	CIS-1,2-DICHLOROETHENE	156-59-2	5300		UG/L
LC34-DPT0609-038.0-20180510	TRANS-1,2-DICHLOROETHENE	156-60-5	240		UG/L
LC34-DPT0609-038.0-20180510	TRICHLOROETHENE	79-01-6	200	U	UG/L
LC34-DPT0609-038.0-20180510	VINYL CHLORIDE	75-01-4	16600		UG/L
LC34-DPT0609-043.0-20180510	1,1,2-TRICHLOROTRIFLUOROETHANE	76-13-1	10	U	UG/L
LC34-DPT0609-043.0-20180510	1,1-DICHLOROETHENE	75-35-4	10	U	UG/L
LC34-DPT0609-043.0-20180510	CIS-1,2-DICHLOROETHENE	156-59-2	180		UG/L
LC34-DPT0609-043.0-20180510	TRANS-1,2-DICHLOROETHENE	156-60-5	10	U	UG/L
LC34-DPT0609-043.0-20180510	TRICHLOROETHENE	79-01-6	10	U	UG/L
LC34-DPT0609-043.0-20180510	VINYL CHLORIDE	75-01-4	400		UG/L
LC34-DPT0609-048.0-20180510	1,1,2-TRICHLOROTRIFLUOROETHANE	76-13-1	1	U	UG/L
LC34-DPT0609-048.0-20180510	1,1-DICHLOROETHENE	75-35-4	1	U	UG/L
LC34-DPT0609-048.0-20180510	CIS-1,2-DICHLOROETHENE	156-59-2	1	U	UG/L
LC34-DPT0609-048.0-20180510	TRANS-1,2-DICHLOROETHENE	156-60-5	1	U	UG/L
LC34-DPT0609-048.0-20180510	TRICHLOROETHENE	79-01-6	1	U	UG/L
LC34-DPT0609-048.0-20180510	VINYL CHLORIDE	75-01-4	2		UG/L
LC34-DPT0609-053.0-20180510	1,1,2-TRICHLOROTRIFLUOROETHANE	76-13-1	1	U	UG/L
LC34-DPT0609-053.0-20180510	1,1-DICHLOROETHENE	75-35-4	1	U	UG/L
LC34-DPT0609-053.0-20180510	CIS-1,2-DICHLOROETHENE	156-59-2	1	U	UG/L
LC34-DPT0609-053.0-20180510	TRANS-1,2-DICHLOROETHENE	156-60-5	1	U	UG/L
LC34-DPT0609-053.0-20180510	TRICHLOROETHENE	79-01-6	1	U	UG/L
LC34-DPT0609-053.0-20180510	VINYL CHLORIDE	75-01-4	3		UG/L
LC34-DPT0609-058.0-20180510	1,1,2-TRICHLOROTRIFLUOROETHANE	76-13-1	1	U	UG/L
LC34-DPT0609-058.0-20180510	1,1-DICHLOROETHENE	75-35-4	1	U	UG/L
LC34-DPT0609-058.0-20180510	CIS-1,2-DICHLOROETHENE	156-59-2	18		UG/L
LC34-DPT0609-058.0-20180510	TRANS-1,2-DICHLOROETHENE	156-60-5	3		UG/L
LC34-DPT0609-058.0-20180510	TRICHLOROETHENE	79-01-6	1	U	UG/L
LC34-DPT0609-058.0-20180510	VINYL CHLORIDE	75-01-4	120		UG/L

DPT Results - DNAPL Source Zone
Launch Complex 34, SWMU CC054

Sample_ID	Parameter	CAS	Lab Result	Qualifier	Units
LC34-DPT0609-063.0-20180510	1,1,2-TRICHLOROTRIFLUOROETHANE	76-13-1	1	U	UG/L
LC34-DPT0609-063.0-20180510	1,1-DICHLOROETHENE	75-35-4	1	U	UG/L
LC34-DPT0609-063.0-20180510	CIS-1,2-DICHLOROETHENE	156-59-2	1	U	UG/L
LC34-DPT0609-063.0-20180510	TRANS-1,2-DICHLOROETHENE	156-60-5	1	U	UG/L
LC34-DPT0609-063.0-20180510	TRICHLOROETHENE	79-01-6	1	U	UG/L
LC34-DPT0609-063.0-20180510	VINYL CHLORIDE	75-01-4	3		UG/L
LC34-DPT0609-068.0-20180510	1,1,2-TRICHLOROTRIFLUOROETHANE	76-13-1	1	U	UG/L
LC34-DPT0609-068.0-20180510	1,1-DICHLOROETHENE	75-35-4	1	U	UG/L
LC34-DPT0609-068.0-20180510	CIS-1,2-DICHLOROETHENE	156-59-2	6		UG/L
LC34-DPT0609-068.0-20180510	TRANS-1,2-DICHLOROETHENE	156-60-5	1	U	UG/L
LC34-DPT0609-068.0-20180510	TRICHLOROETHENE	79-01-6	6		UG/L
LC34-DPT0609-068.0-20180510	VINYL CHLORIDE	75-01-4	15		UG/L
LC34-DPT0609-073.0-20180510	1,1,2-TRICHLOROTRIFLUOROETHANE	76-13-1	290	U	UG/L
LC34-DPT0609-073.0-20180510	1,1-DICHLOROETHENE	75-35-4	290	U	UG/L
LC34-DPT0609-073.0-20180510	CIS-1,2-DICHLOROETHENE	156-59-2	10300		UG/L
LC34-DPT0609-073.0-20180510	TRANS-1,2-DICHLOROETHENE	156-60-5	290	U	UG/L
LC34-DPT0609-073.0-20180510	TRICHLOROETHENE	79-01-6	210000	B	UG/L
LC34-DPT0609-073.0-20180510	VINYL CHLORIDE	75-01-4	290	U	UG/L
LC34-DPT0609-083.0-20180510	1,1,2-TRICHLOROTRIFLUOROETHANE	76-13-1	500	U	UG/L
LC34-DPT0609-083.0-20180510	1,1-DICHLOROETHENE	75-35-4	500	U	UG/L
LC34-DPT0609-083.0-20180510	CIS-1,2-DICHLOROETHENE	156-59-2	730		UG/L
LC34-DPT0609-083.0-20180510	TRANS-1,2-DICHLOROETHENE	156-60-5	500	U	UG/L
LC34-DPT0609-083.0-20180510	TRICHLOROETHENE	79-01-6	25300	B	UG/L
LC34-DPT0609-083.0-20180510	VINYL CHLORIDE	75-01-4	500	U	UG/L
LC34-DPT0610-008.0-20180511	1,1,2-TRICHLOROTRIFLUOROETHANE	76-13-1	1	U	UG/L
LC34-DPT0610-008.0-20180511	1,1-DICHLOROETHENE	75-35-4	1	U	UG/L
LC34-DPT0610-008.0-20180511	CIS-1,2-DICHLOROETHENE	156-59-2	6		UG/L
LC34-DPT0610-008.0-20180511	TRANS-1,2-DICHLOROETHENE	156-60-5	1	U	UG/L
LC34-DPT0610-008.0-20180511	TRICHLOROETHENE	79-01-6	105	B	UG/L

DPT Results - DNAPL Source Zone
Launch Complex 34, SWMU CC054

Sample_ID	Parameter	CAS	Lab Result	Qualifier	Units
LC34-DPT0610-008.0-20180511	VINYL CHLORIDE	75-01-4	8		UG/L
LC34-DPT0610-013.0-20180511	1,1,2-TRICHLOROTRIFLUOROETHANE	76-13-1	2		UG/L
LC34-DPT0610-013.0-20180511	1,1-DICHLOROETHENE	75-35-4	1	U	UG/L
LC34-DPT0610-013.0-20180511	CIS-1,2-DICHLOROETHENE	156-59-2	130		UG/L
LC34-DPT0610-013.0-20180511	TRANS-1,2-DICHLOROETHENE	156-60-5	2		UG/L
LC34-DPT0610-013.0-20180511	TRICHLOROETHENE	79-01-6	220	B	UG/L
LC34-DPT0610-013.0-20180511	VINYL CHLORIDE	75-01-4	350	J	UG/L
LC34-DPT0610-018.0-20180511	1,1,2-TRICHLOROTRIFLUOROETHANE	76-13-1	10	U	UG/L
LC34-DPT0610-018.0-20180511	1,1-DICHLOROETHENE	75-35-4	10	U	UG/L
LC34-DPT0610-018.0-20180511	CIS-1,2-DICHLOROETHENE	156-59-2	750		UG/L
LC34-DPT0610-018.0-20180511	TRANS-1,2-DICHLOROETHENE	156-60-5	14		UG/L
LC34-DPT0610-018.0-20180511	TRICHLOROETHENE	79-01-6	10	UB	UG/L
LC34-DPT0610-018.0-20180511	VINYL CHLORIDE	75-01-4	1800		UG/L
LC34-DPT0610-023.0-20180511	1,1,2-TRICHLOROTRIFLUOROETHANE	76-13-1	40	U	UG/L
LC34-DPT0610-023.0-20180511	1,1-DICHLOROETHENE	75-35-4	40	U	UG/L
LC34-DPT0610-023.0-20180511	CIS-1,2-DICHLOROETHENE	156-59-2	1000		UG/L
LC34-DPT0610-023.0-20180511	TRANS-1,2-DICHLOROETHENE	156-60-5	40	U	UG/L
LC34-DPT0610-023.0-20180511	TRICHLOROETHENE	79-01-6	40	UB	UG/L
LC34-DPT0610-023.0-20180511	VINYL CHLORIDE	75-01-4	2300		UG/L
LC34-DPT0610-028.0-20180511	1,1,2-TRICHLOROTRIFLUOROETHANE	76-13-1	100	U	UG/L
LC34-DPT0610-028.0-20180511	1,1-DICHLOROETHENE	75-35-4	100	U	UG/L
LC34-DPT0610-028.0-20180511	CIS-1,2-DICHLOROETHENE	156-59-2	500		UG/L
LC34-DPT0610-028.0-20180511	TRANS-1,2-DICHLOROETHENE	156-60-5	560		UG/L
LC34-DPT0610-028.0-20180511	TRICHLOROETHENE	79-01-6	100	UB	UG/L
LC34-DPT0610-028.0-20180511	VINYL CHLORIDE	75-01-4	19000		UG/L
LC34-DPT0610-033.0-20180511	1,1,2-TRICHLOROTRIFLUOROETHANE	76-13-1	290	U	UG/L
LC34-DPT0610-033.0-20180511	1,1-DICHLOROETHENE	75-35-4	290	U	UG/L
LC34-DPT0610-033.0-20180511	CIS-1,2-DICHLOROETHENE	156-59-2	290	U	UG/L
LC34-DPT0610-033.0-20180511	TRANS-1,2-DICHLOROETHENE	156-60-5	530		UG/L

DPT Results - DNAPL Source Zone
Launch Complex 34, SWMU CC054

Sample_ID	Parameter	CAS	Lab Result	Qualifier	Units
LC34-DPT0610-033.0-20180511	TRICHLOROETHENE	79-01-6	290	UB	UG/L
LC34-DPT0610-033.0-20180511	VINYL CHLORIDE	75-01-4	27300		UG/L
LC34-DPT0610-038.0-20180511	1,1,2-TRICHLOROTRIFLUOROETHANE	76-13-1	100	U	UG/L
LC34-DPT0610-038.0-20180511	1,1-DICHLOROETHENE	75-35-4	100	U	UG/L
LC34-DPT0610-038.0-20180511	CIS-1,2-DICHLOROETHENE	156-59-2	100	U	UG/L
LC34-DPT0610-038.0-20180511	TRANS-1,2-DICHLOROETHENE	156-60-5	100	U	UG/L
LC34-DPT0610-038.0-20180511	TRICHLOROETHENE	79-01-6	100	UB	UG/L
LC34-DPT0610-038.0-20180511	VINYL CHLORIDE	75-01-4	12300		UG/L
LC34-DPT0610-043.0-20180511	1,1,2-TRICHLOROTRIFLUOROETHANE	76-13-1	40	U	UG/L
LC34-DPT0610-043.0-20180511	1,1-DICHLOROETHENE	75-35-4	40	U	UG/L
LC34-DPT0610-043.0-20180511	CIS-1,2-DICHLOROETHENE	156-59-2	140		UG/L
LC34-DPT0610-043.0-20180511	TRANS-1,2-DICHLOROETHENE	156-60-5	40	U	UG/L
LC34-DPT0610-043.0-20180511	TRICHLOROETHENE	79-01-6	40	UB	UG/L
LC34-DPT0610-043.0-20180511	VINYL CHLORIDE	75-01-4	1800		UG/L
LC34-DPT0610-048.0-20180511	1,1,2-TRICHLOROTRIFLUOROETHANE	76-13-1	5	U	UG/L
LC34-DPT0610-048.0-20180511	1,1-DICHLOROETHENE	75-35-4	5	U	UG/L
LC34-DPT0610-048.0-20180511	CIS-1,2-DICHLOROETHENE	156-59-2	350		UG/L
LC34-DPT0610-048.0-20180511	TRANS-1,2-DICHLOROETHENE	156-60-5	5	U	UG/L
LC34-DPT0610-048.0-20180511	TRICHLOROETHENE	79-01-6	5	UB	UG/L
LC34-DPT0610-048.0-20180511	VINYL CHLORIDE	75-01-4	7		UG/L
LC34-DPT0610-053.0-20180511	1,1,2-TRICHLOROTRIFLUOROETHANE	76-13-1	3	U	UG/L
LC34-DPT0610-053.0-20180511	1,1-DICHLOROETHENE	75-35-4	3	U	UG/L
LC34-DPT0610-053.0-20180511	CIS-1,2-DICHLOROETHENE	156-59-2	13		UG/L
LC34-DPT0610-053.0-20180511	TRANS-1,2-DICHLOROETHENE	156-60-5	3	U	UG/L
LC34-DPT0610-053.0-20180511	TRICHLOROETHENE	79-01-6	3	UB	UG/L
LC34-DPT0610-053.0-20180511	VINYL CHLORIDE	75-01-4	3	U	UG/L
LC34-DPT0610-053.0-20180511RE	1,1,2-TRICHLOROTRIFLUOROETHANE	76-13-1	1	U	UG/L
LC34-DPT0610-053.0-20180511RE	1,1-DICHLOROETHENE	75-35-4	1	U	UG/L
LC34-DPT0610-053.0-20180511RE	CIS-1,2-DICHLOROETHENE	156-59-2	13		UG/L

DPT Results - DNAPL Source Zone
Launch Complex 34, SWMU CC054

Sample_ID	Parameter	CAS	Lab Result	Qualifier	Units
LC34-DPT0610-053.0-20180511RE	TRANS-1,2-DICHLOROETHENE	156-60-5	1	U	UG/L
LC34-DPT0610-053.0-20180511RE	TRICHLOROETHENE	79-01-6	1	UB	UG/L
LC34-DPT0610-053.0-20180511RE	VINYL CHLORIDE	75-01-4	1		UG/L
LC34-DPT0610-058.0-20180511	1,1,2-TRICHLOROTRIFLUOROETHANE	76-13-1	1	U	UG/L
LC34-DPT0610-058.0-20180511	1,1-DICHLOROETHENE	75-35-4	1	U	UG/L
LC34-DPT0610-058.0-20180511	CIS-1,2-DICHLOROETHENE	156-59-2	1	U	UG/L
LC34-DPT0610-058.0-20180511	TRANS-1,2-DICHLOROETHENE	156-60-5	1	U	UG/L
LC34-DPT0610-058.0-20180511	TRICHLOROETHENE	79-01-6	1	B	UG/L
LC34-DPT0610-058.0-20180511	VINYL CHLORIDE	75-01-4	1		UG/L
LC34-DPT0610-063.0-20180511	1,1,2-TRICHLOROTRIFLUOROETHANE	76-13-1	1	U	UG/L
LC34-DPT0610-063.0-20180511	1,1-DICHLOROETHENE	75-35-4	1	U	UG/L
LC34-DPT0610-063.0-20180511	CIS-1,2-DICHLOROETHENE	156-59-2	1	U	UG/L
LC34-DPT0610-063.0-20180511	TRANS-1,2-DICHLOROETHENE	156-60-5	1	U	UG/L
LC34-DPT0610-063.0-20180511	TRICHLOROETHENE	79-01-6	4	B	UG/L
LC34-DPT0610-063.0-20180511	VINYL CHLORIDE	75-01-4	2		UG/L
LC34-DPT0610-068.0-20180511	1,1,2-TRICHLOROTRIFLUOROETHANE	76-13-1	1	U	UG/L
LC34-DPT0610-068.0-20180511	1,1-DICHLOROETHENE	75-35-4	1	U	UG/L
LC34-DPT0610-068.0-20180511	CIS-1,2-DICHLOROETHENE	156-59-2	1	U	UG/L
LC34-DPT0610-068.0-20180511	TRANS-1,2-DICHLOROETHENE	156-60-5	1	U	UG/L
LC34-DPT0610-068.0-20180511	TRICHLOROETHENE	79-01-6	1	UB	UG/L
LC34-DPT0610-068.0-20180511	VINYL CHLORIDE	75-01-4	1	U	UG/L
LC34-DPT0610-073.0-20180511	1,1,2-TRICHLOROTRIFLUOROETHANE	76-13-1	1	U	UG/L
LC34-DPT0610-073.0-20180511	1,1-DICHLOROETHENE	75-35-4	1	U	UG/L
LC34-DPT0610-073.0-20180511	CIS-1,2-DICHLOROETHENE	156-59-2	2		UG/L
LC34-DPT0610-073.0-20180511	TRANS-1,2-DICHLOROETHENE	156-60-5	1	U	UG/L
LC34-DPT0610-073.0-20180511	TRICHLOROETHENE	79-01-6	1	B	UG/L
LC34-DPT0610-073.0-20180511	VINYL CHLORIDE	75-01-4	1		UG/L
LC34-DPT0610-078.0-20180511	1,1,2-TRICHLOROTRIFLUOROETHANE	76-13-1	20	U	UG/L
LC34-DPT0610-078.0-20180511	1,1-DICHLOROETHENE	75-35-4	20	U	UG/L

DPT Results - DNAPL Source Zone
Launch Complex 34, SWMU CC054

Sample_ID	Parameter	CAS	Lab Result	Qualifier	Units
LC34-DPT0610-078.0-20180511	CIS-1,2-DICHLOROETHENE	156-59-2	550		UG/L
LC34-DPT0610-078.0-20180511	TRANS-1,2-DICHLOROETHENE	156-60-5	20	U	UG/L
LC34-DPT0610-078.0-20180511	TRICHLOROETHENE	79-01-6	240	B	UG/L
LC34-DPT0610-078.0-20180511	VINYL CHLORIDE	75-01-4	20	U	UG/L
LC34-DPT0610-083.0-20180511	1,1,2-TRICHLOROTRIFLUOROETHANE	76-13-1	1	U	UG/L
LC34-DPT0610-083.0-20180511	1,1-DICHLOROETHENE	75-35-4	1	U	UG/L
LC34-DPT0610-083.0-20180511	CIS-1,2-DICHLOROETHENE	156-59-2	1	U	UG/L
LC34-DPT0610-083.0-20180511	TRANS-1,2-DICHLOROETHENE	156-60-5	1	U	UG/L
LC34-DPT0610-083.0-20180511	TRICHLOROETHENE	79-01-6	1	UB	UG/L
LC34-DPT0610-083.0-20180511	VINYL CHLORIDE	75-01-4	1	U	UG/L
LC34-DPT0611-008.0-20180514	1,1,2-TRICHLOROTRIFLUOROETHANE	76-13-1	1	U	UG/L
LC34-DPT0611-008.0-20180514	1,1-DICHLOROETHENE	75-35-4	1	U	UG/L
LC34-DPT0611-008.0-20180514	CIS-1,2-DICHLOROETHENE	156-59-2	1	U	UG/L
LC34-DPT0611-008.0-20180514	TRANS-1,2-DICHLOROETHENE	156-60-5	1	U	UG/L
LC34-DPT0611-008.0-20180514	TRICHLOROETHENE	79-01-6	1	U	UG/L
LC34-DPT0611-008.0-20180514	VINYL CHLORIDE	75-01-4	1	U	UG/L
LC34-DPT0611-013.0-20180514	1,1,2-TRICHLOROTRIFLUOROETHANE	76-13-1	1	U	UG/L
LC34-DPT0611-013.0-20180514	1,1-DICHLOROETHENE	75-35-4	1	U	UG/L
LC34-DPT0611-013.0-20180514	CIS-1,2-DICHLOROETHENE	156-59-2	7		UG/L
LC34-DPT0611-013.0-20180514	TRANS-1,2-DICHLOROETHENE	156-60-5	1	U	UG/L
LC34-DPT0611-013.0-20180514	TRICHLOROETHENE	79-01-6	1	U	UG/L
LC34-DPT0611-013.0-20180514	VINYL CHLORIDE	75-01-4	25		UG/L
LC34-DPT0611-018.0-20180514	1,1,2-TRICHLOROTRIFLUOROETHANE	76-13-1	40	U	UG/L
LC34-DPT0611-018.0-20180514	1,1-DICHLOROETHENE	75-35-4	40	U	UG/L
LC34-DPT0611-018.0-20180514	CIS-1,2-DICHLOROETHENE	156-59-2	28700	J	UG/L
LC34-DPT0611-018.0-20180514	TRANS-1,2-DICHLOROETHENE	156-60-5	1600		UG/L
LC34-DPT0611-018.0-20180514	TRICHLOROETHENE	79-01-6	1500		UG/L
LC34-DPT0611-018.0-20180514	VINYL CHLORIDE	75-01-4	790		UG/L
LC34-DPT0611-023.0-20180514	1,1,2-TRICHLOROTRIFLUOROETHANE	76-13-1	3300	U	UG/L

DPT Results - DNAPL Source Zone
Launch Complex 34, SWMU CC054

Sample_ID	Parameter	CAS	Lab Result	Qualifier	Units
LC34-DPT0611-023.0-20180514	1,1-DICHLOROETHENE	75-35-4	3300	U	UG/L
LC34-DPT0611-023.0-20180514	CIS-1,2-DICHLOROETHENE	156-59-2	120000		UG/L
LC34-DPT0611-023.0-20180514	TRANS-1,2-DICHLOROETHENE	156-60-5	6200		UG/L
LC34-DPT0611-023.0-20180514	TRICHLOROETHENE	79-01-6	67000		UG/L
LC34-DPT0611-023.0-20180514	VINYL CHLORIDE	75-01-4	3300	U	UG/L
LC34-DPT0611-028.0-20180514	1,1,2-TRICHLOROTRIFLUOROETHANE	76-13-1	2000	U	UG/L
LC34-DPT0611-028.0-20180514	1,1-DICHLOROETHENE	75-35-4	2000	U	UG/L
LC34-DPT0611-028.0-20180514	CIS-1,2-DICHLOROETHENE	156-59-2	213000		UG/L
LC34-DPT0611-028.0-20180514	TRANS-1,2-DICHLOROETHENE	156-60-5	4100		UG/L
LC34-DPT0611-028.0-20180514	TRICHLOROETHENE	79-01-6	316000		UG/L
LC34-DPT0611-028.0-20180514	VINYL CHLORIDE	75-01-4	3800		UG/L
LC34-DPT0611-033.0-20180514	1,1,2-TRICHLOROTRIFLUOROETHANE	76-13-1	1000	U	UG/L
LC34-DPT0611-033.0-20180514	1,1-DICHLOROETHENE	75-35-4	1000	U	UG/L
LC34-DPT0611-033.0-20180514	CIS-1,2-DICHLOROETHENE	156-59-2	259000		UG/L
LC34-DPT0611-033.0-20180514	TRANS-1,2-DICHLOROETHENE	156-60-5	1400		UG/L
LC34-DPT0611-033.0-20180514	TRICHLOROETHENE	79-01-6	8400		UG/L
LC34-DPT0611-033.0-20180514	VINYL CHLORIDE	75-01-4	32200		UG/L
LC34-DPT0611-038.0-20180514	1,1,2-TRICHLOROTRIFLUOROETHANE	76-13-1	290	U	UG/L
LC34-DPT0611-038.0-20180514	1,1-DICHLOROETHENE	75-35-4	290	U	UG/L
LC34-DPT0611-038.0-20180514	CIS-1,2-DICHLOROETHENE	156-59-2	10100		UG/L
LC34-DPT0611-038.0-20180514	TRANS-1,2-DICHLOROETHENE	156-60-5	290	U	UG/L
LC34-DPT0611-038.0-20180514	TRICHLOROETHENE	79-01-6	290	U	UG/L
LC34-DPT0611-038.0-20180514	VINYL CHLORIDE	75-01-4	3600		UG/L
LC34-DPT0611-043.0-20180514	1,1,2-TRICHLOROTRIFLUOROETHANE	76-13-1	40	U	UG/L
LC34-DPT0611-043.0-20180514	1,1-DICHLOROETHENE	75-35-4	40	U	UG/L
LC34-DPT0611-043.0-20180514	CIS-1,2-DICHLOROETHENE	156-59-2	3000		UG/L
LC34-DPT0611-043.0-20180514	TRANS-1,2-DICHLOROETHENE	156-60-5	40	U	UG/L
LC34-DPT0611-043.0-20180514	TRICHLOROETHENE	79-01-6	40	U	UG/L
LC34-DPT0611-043.0-20180514	VINYL CHLORIDE	75-01-4	170		UG/L

DPT Results - DNAPL Source Zone
Launch Complex 34, SWMU CC054

Sample_ID	Parameter	CAS	Lab Result	Qualifier	Units
LC34-DPT0611-048.0-20180515	1,1,2-TRICHLOROTRIFLUOROETHANE	76-13-1	20	U	UG/L
LC34-DPT0611-048.0-20180515	1,1-DICHLOROETHENE	75-35-4	43		UG/L
LC34-DPT0611-048.0-20180515	CIS-1,2-DICHLOROETHENE	156-59-2	20100		UG/L
LC34-DPT0611-048.0-20180515	TRANS-1,2-DICHLOROETHENE	156-60-5	630		UG/L
LC34-DPT0611-048.0-20180515	TRICHLOROETHENE	79-01-6	13300		UG/L
LC34-DPT0611-048.0-20180515	VINYL CHLORIDE	75-01-4	310		UG/L
LC34-DPT0611-053.0-20180515	1,1,2-TRICHLOROTRIFLUOROETHANE	76-13-1	3	U	UG/L
LC34-DPT0611-053.0-20180515	1,1-DICHLOROETHENE	75-35-4	3	U	UG/L
LC34-DPT0611-053.0-20180515	CIS-1,2-DICHLOROETHENE	156-59-2	510		UG/L
LC34-DPT0611-053.0-20180515	TRANS-1,2-DICHLOROETHENE	156-60-5	6		UG/L
LC34-DPT0611-053.0-20180515	TRICHLOROETHENE	79-01-6	230		UG/L
LC34-DPT0611-053.0-20180515	VINYL CHLORIDE	75-01-4	14		UG/L
LC34-DPT0611-058.0-20180515	1,1,2-TRICHLOROTRIFLUOROETHANE	76-13-1	10	U	UG/L
LC34-DPT0611-058.0-20180515	1,1-DICHLOROETHENE	75-35-4	10	U	UG/L
LC34-DPT0611-058.0-20180515	CIS-1,2-DICHLOROETHENE	156-59-2	930		UG/L
LC34-DPT0611-058.0-20180515	TRANS-1,2-DICHLOROETHENE	156-60-5	15		UG/L
LC34-DPT0611-058.0-20180515	TRICHLOROETHENE	79-01-6	380		UG/L
LC34-DPT0611-058.0-20180515	VINYL CHLORIDE	75-01-4	38		UG/L
LC34-DPT0611-063.0-20180515	1,1,2-TRICHLOROTRIFLUOROETHANE	76-13-1	10	U	UG/L
LC34-DPT0611-063.0-20180515	1,1-DICHLOROETHENE	75-35-4	10	U	UG/L
LC34-DPT0611-063.0-20180515	CIS-1,2-DICHLOROETHENE	156-59-2	2400		UG/L
LC34-DPT0611-063.0-20180515	TRANS-1,2-DICHLOROETHENE	156-60-5	23		UG/L
LC34-DPT0611-063.0-20180515	TRICHLOROETHENE	79-01-6	560		UG/L
LC34-DPT0611-063.0-20180515	VINYL CHLORIDE	75-01-4	24		UG/L
LC34-DPT0611-068.0-20180515	1,1,2-TRICHLOROTRIFLUOROETHANE	76-13-1	10	U	UG/L
LC34-DPT0611-068.0-20180515	1,1-DICHLOROETHENE	75-35-4	10	U	UG/L
LC34-DPT0611-068.0-20180515	CIS-1,2-DICHLOROETHENE	156-59-2	2300		UG/L
LC34-DPT0611-068.0-20180515	TRANS-1,2-DICHLOROETHENE	156-60-5	32		UG/L
LC34-DPT0611-068.0-20180515	TRICHLOROETHENE	79-01-6	520		UG/L

DPT Results - DNAPL Source Zone
Launch Complex 34, SWMU CC054

Sample_ID	Parameter	CAS	Lab Result	Qualifier	Units
LC34-DPT0611-068.0-20180515	VINYL CHLORIDE	75-01-4	12		UG/L
LC34-DPT0611-073.0-20180515	1,1,2-TRICHLOROTRIFLUOROETHANE	76-13-1	3	U	UG/L
LC34-DPT0611-073.0-20180515	1,1-DICHLOROETHENE	75-35-4	3	U	UG/L
LC34-DPT0611-073.0-20180515	CIS-1,2-DICHLOROETHENE	156-59-2	150		UG/L
LC34-DPT0611-073.0-20180515	TRANS-1,2-DICHLOROETHENE	156-60-5	3	U	UG/L
LC34-DPT0611-073.0-20180515	TRICHLOROETHENE	79-01-6	42		UG/L
LC34-DPT0611-073.0-20180515	VINYL CHLORIDE	75-01-4	6		UG/L
LC34-DPT0611-078.0-20180515	1,1,2-TRICHLOROTRIFLUOROETHANE	76-13-1	2	U	UG/L
LC34-DPT0611-078.0-20180515	1,1-DICHLOROETHENE	75-35-4	2	U	UG/L
LC34-DPT0611-078.0-20180515	CIS-1,2-DICHLOROETHENE	156-59-2	27		UG/L
LC34-DPT0611-078.0-20180515	TRANS-1,2-DICHLOROETHENE	156-60-5	2	U	UG/L
LC34-DPT0611-078.0-20180515	TRICHLOROETHENE	79-01-6	65		UG/L
LC34-DPT0611-078.0-20180515	VINYL CHLORIDE	75-01-4	2		UG/L
LC34-DPT0611-083.0-20180515	1,1,2-TRICHLOROTRIFLUOROETHANE	76-13-1	1	U	UG/L
LC34-DPT0611-083.0-20180515	1,1-DICHLOROETHENE	75-35-4	1	U	UG/L
LC34-DPT0611-083.0-20180515	CIS-1,2-DICHLOROETHENE	156-59-2	6		UG/L
LC34-DPT0611-083.0-20180515	TRANS-1,2-DICHLOROETHENE	156-60-5	1	U	UG/L
LC34-DPT0611-083.0-20180515	TRICHLOROETHENE	79-01-6	7		UG/L
LC34-DPT0611-083.0-20180515	VINYL CHLORIDE	75-01-4	1	U	UG/L
LC34-DPT0611-093.0-20190307	1,1,2-TRICHLOROTRIFLUOROETHANE	76-13-1	1	U	UG/L
LC34-DPT0611-093.0-20190307	1,1-DICHLOROETHENE	75-35-4	1	U	UG/L
LC34-DPT0611-093.0-20190307	CIS-1,2-DICHLOROETHENE	156-59-2	8		UG/L
LC34-DPT0611-093.0-20190307	TRANS-1,2-DICHLOROETHENE	156-60-5	1	U	UG/L
LC34-DPT0611-093.0-20190307	TRICHLOROETHENE	79-01-6	8		UG/L
LC34-DPT0611-093.0-20190307	VINYL CHLORIDE	75-01-4	1	U	UG/L
LC34-DPT0612-008.0-20180515	1,1,2-TRICHLOROTRIFLUOROETHANE	76-13-1	1	U	UG/L
LC34-DPT0612-008.0-20180515	1,1-DICHLOROETHENE	75-35-4	1	U	UG/L
LC34-DPT0612-008.0-20180515	CIS-1,2-DICHLOROETHENE	156-59-2	1	U	UG/L
LC34-DPT0612-008.0-20180515	TRANS-1,2-DICHLOROETHENE	156-60-5	1	U	UG/L

DPT Results - DNAPL Source Zone
Launch Complex 34, SWMU CC054

Sample_ID	Parameter	CAS	Lab Result	Qualifier	Units
LC34-DPT0612-008.0-20180515	TRICHLOROETHENE	79-01-6	1	U	UG/L
LC34-DPT0612-008.0-20180515	VINYL CHLORIDE	75-01-4	1	U	UG/L
LC34-DPT0612-013.0-20180515	1,1,2-TRICHLOROTRIFLUOROETHANE	76-13-1	1	U	UG/L
LC34-DPT0612-013.0-20180515	1,1-DICHLOROETHENE	75-35-4	1	U	UG/L
LC34-DPT0612-013.0-20180515	CIS-1,2-DICHLOROETHENE	156-59-2	54		UG/L
LC34-DPT0612-013.0-20180515	TRANS-1,2-DICHLOROETHENE	156-60-5	2		UG/L
LC34-DPT0612-013.0-20180515	TRICHLOROETHENE	79-01-6	33		UG/L
LC34-DPT0612-013.0-20180515	VINYL CHLORIDE	75-01-4	2		UG/L
LC34-DPT0612-018.0-20180515	1,1,2-TRICHLOROTRIFLUOROETHANE	76-13-1	5	U	UG/L
LC34-DPT0612-018.0-20180515	1,1-DICHLOROETHENE	75-35-4	5	U	UG/L
LC34-DPT0612-018.0-20180515	CIS-1,2-DICHLOROETHENE	156-59-2	310		UG/L
LC34-DPT0612-018.0-20180515	TRANS-1,2-DICHLOROETHENE	156-60-5	5	U	UG/L
LC34-DPT0612-018.0-20180515	TRICHLOROETHENE	79-01-6	5	U	UG/L
LC34-DPT0612-018.0-20180515	VINYL CHLORIDE	75-01-4	200		UG/L
LC34-DPT0612-023.0-20180515	1,1,2-TRICHLOROTRIFLUOROETHANE	76-13-1	3	U	UG/L
LC34-DPT0612-023.0-20180515	1,1-DICHLOROETHENE	75-35-4	3	U	UG/L
LC34-DPT0612-023.0-20180515	CIS-1,2-DICHLOROETHENE	156-59-2	73		UG/L
LC34-DPT0612-023.0-20180515	TRANS-1,2-DICHLOROETHENE	156-60-5	3	U	UG/L
LC34-DPT0612-023.0-20180515	TRICHLOROETHENE	79-01-6	3	U	UG/L
LC34-DPT0612-023.0-20180515	VINYL CHLORIDE	75-01-4	65		UG/L
LC34-DPT0612-028.0-20180515	1,1,2-TRICHLOROTRIFLUOROETHANE	76-13-1	100	U	UG/L
LC34-DPT0612-028.0-20180515	1,1-DICHLOROETHENE	75-35-4	100	U	UG/L
LC34-DPT0612-028.0-20180515	CIS-1,2-DICHLOROETHENE	156-59-2	13600		UG/L
LC34-DPT0612-028.0-20180515	TRANS-1,2-DICHLOROETHENE	156-60-5	560		UG/L
LC34-DPT0612-028.0-20180515	TRICHLOROETHENE	79-01-6	330		UG/L
LC34-DPT0612-028.0-20180515	VINYL CHLORIDE	75-01-4	950		UG/L
LC34-DPT0612-033.0-20180515	1,1,2-TRICHLOROTRIFLUOROETHANE	76-13-1	400	U	UG/L
LC34-DPT0612-033.0-20180515	1,1-DICHLOROETHENE	75-35-4	460		UG/L
LC34-DPT0612-033.0-20180515	CIS-1,2-DICHLOROETHENE	156-59-2	205000		UG/L

DPT Results - DNAPL Source Zone
Launch Complex 34, SWMU CC054

Sample_ID	Parameter	CAS	Lab Result	Qualifier	Units
LC34-DPT0612-033.0-20180515	TRANS-1,2-DICHLOROETHENE	156-60-5	7000		UG/L
LC34-DPT0612-033.0-20180515	TRICHLOROETHENE	79-01-6	68100		UG/L
LC34-DPT0612-033.0-20180515	VINYL CHLORIDE	75-01-4	2200		UG/L
LC34-DPT0612-038.0-20180515	1,1,2-TRICHLOROTRIFLUOROETHANE	76-13-1	3300	U	UG/L
LC34-DPT0612-038.0-20180515	1,1-DICHLOROETHENE	75-35-4	3300	U	UG/L
LC34-DPT0612-038.0-20180515	CIS-1,2-DICHLOROETHENE	156-59-2	288000		UG/L
LC34-DPT0612-038.0-20180515	TRANS-1,2-DICHLOROETHENE	156-60-5	3300	U	UG/L
LC34-DPT0612-038.0-20180515	TRICHLOROETHENE	79-01-6	59800		UG/L
LC34-DPT0612-038.0-20180515	VINYL CHLORIDE	75-01-4	9800		UG/L
LC34-DPT0612-043.0-20180515	1,1,2-TRICHLOROTRIFLUOROETHANE	76-13-1	290	U	UG/L
LC34-DPT0612-043.0-20180515	1,1-DICHLOROETHENE	75-35-4	290	U	UG/L
LC34-DPT0612-043.0-20180515	CIS-1,2-DICHLOROETHENE	156-59-2	26800		UG/L
LC34-DPT0612-043.0-20180515	TRANS-1,2-DICHLOROETHENE	156-60-5	290	U	UG/L
LC34-DPT0612-043.0-20180515	TRICHLOROETHENE	79-01-6	290	U	UG/L
LC34-DPT0612-043.0-20180515	VINYL CHLORIDE	75-01-4	2500		UG/L
LC34-DPT0612-048.0-20180515	1,1,2-TRICHLOROTRIFLUOROETHANE	76-13-1	3	U	UG/L
LC34-DPT0612-048.0-20180515	1,1-DICHLOROETHENE	75-35-4	3	U	UG/L
LC34-DPT0612-048.0-20180515	CIS-1,2-DICHLOROETHENE	156-59-2	38		UG/L
LC34-DPT0612-048.0-20180515	TRANS-1,2-DICHLOROETHENE	156-60-5	3	U	UG/L
LC34-DPT0612-048.0-20180515	TRICHLOROETHENE	79-01-6	20		UG/L
LC34-DPT0612-048.0-20180515	VINYL CHLORIDE	75-01-4	3	U	UG/L
LC34-DPT0612-053.0-20180515	1,1,2-TRICHLOROTRIFLUOROETHANE	76-13-1	3	U	UG/L
LC34-DPT0612-053.0-20180515	1,1-DICHLOROETHENE	75-35-4	3	U	UG/L
LC34-DPT0612-053.0-20180515	CIS-1,2-DICHLOROETHENE	156-59-2	14		UG/L
LC34-DPT0612-053.0-20180515	TRANS-1,2-DICHLOROETHENE	156-60-5	3	U	UG/L
LC34-DPT0612-053.0-20180515	TRICHLOROETHENE	79-01-6	6		UG/L
LC34-DPT0612-053.0-20180515	VINYL CHLORIDE	75-01-4	3	U	UG/L
LC34-DPT0612-058.0-20180515	1,1,2-TRICHLOROTRIFLUOROETHANE	76-13-1	3	U	UG/L
LC34-DPT0612-058.0-20180515	1,1-DICHLOROETHENE	75-35-4	3	U	UG/L

DPT Results - DNAPL Source Zone
Launch Complex 34, SWMU CC054

Sample_ID	Parameter	CAS	Lab Result	Qualifier	Units
LC34-DPT0612-058.0-20180515	CIS-1,2-DICHLOROETHENE	156-59-2	2100	J	UG/L
LC34-DPT0612-058.0-20180515	TRANS-1,2-DICHLOROETHENE	156-60-5	45		UG/L
LC34-DPT0612-058.0-20180515	TRICHLOROETHENE	79-01-6	460		UG/L
LC34-DPT0612-058.0-20180515	VINYL CHLORIDE	75-01-4	14		UG/L
LC34-DPT0612-063.0-20180515	1,1,2-TRICHLOROTRIFLUOROETHANE	76-13-1	1	U	UG/L
LC34-DPT0612-063.0-20180515	1,1-DICHLOROETHENE	75-35-4	1	U	UG/L
LC34-DPT0612-063.0-20180515	CIS-1,2-DICHLOROETHENE	156-59-2	9		UG/L
LC34-DPT0612-063.0-20180515	TRANS-1,2-DICHLOROETHENE	156-60-5	1	U	UG/L
LC34-DPT0612-063.0-20180515	TRICHLOROETHENE	79-01-6	8		UG/L
LC34-DPT0612-063.0-20180515	VINYL CHLORIDE	75-01-4	1	U	UG/L
LC34-DPT0612-068.0-20180516	1,1,2-TRICHLOROTRIFLUOROETHANE	76-13-1	10	U	UG/L
LC34-DPT0612-068.0-20180516	1,1-DICHLOROETHENE	75-35-4	10	U	UG/L
LC34-DPT0612-068.0-20180516	CIS-1,2-DICHLOROETHENE	156-59-2	5400	J	UG/L
LC34-DPT0612-068.0-20180516	TRANS-1,2-DICHLOROETHENE	156-60-5	69		UG/L
LC34-DPT0612-068.0-20180516	TRICHLOROETHENE	79-01-6	780		UG/L
LC34-DPT0612-068.0-20180516	VINYL CHLORIDE	75-01-4	29		UG/L
LC34-DPT0612-073.0-20180516	1,1,2-TRICHLOROTRIFLUOROETHANE	76-13-1	1	U	UG/L
LC34-DPT0612-073.0-20180516	1,1-DICHLOROETHENE	75-35-4	1	U	UG/L
LC34-DPT0612-073.0-20180516	CIS-1,2-DICHLOROETHENE	156-59-2	15		UG/L
LC34-DPT0612-073.0-20180516	TRANS-1,2-DICHLOROETHENE	156-60-5	1	U	UG/L
LC34-DPT0612-073.0-20180516	TRICHLOROETHENE	79-01-6	13		UG/L
LC34-DPT0612-073.0-20180516	VINYL CHLORIDE	75-01-4	1	U	UG/L
LC34-DPT0612-078.0-20180516	1,1,2-TRICHLOROTRIFLUOROETHANE	76-13-1	1	U	UG/L
LC34-DPT0612-078.0-20180516	1,1-DICHLOROETHENE	75-35-4	1	U	UG/L
LC34-DPT0612-078.0-20180516	CIS-1,2-DICHLOROETHENE	156-59-2	10		UG/L
LC34-DPT0612-078.0-20180516	TRANS-1,2-DICHLOROETHENE	156-60-5	1	U	UG/L
LC34-DPT0612-078.0-20180516	TRICHLOROETHENE	79-01-6	12		UG/L
LC34-DPT0612-078.0-20180516	VINYL CHLORIDE	75-01-4	1	U	UG/L
LC34-DPT0612-083.0-20180516	1,1,2-TRICHLOROTRIFLUOROETHANE	76-13-1	67	U	UG/L

DPT Results - DNAPL Source Zone
Launch Complex 34, SWMU CC054

Sample_ID	Parameter	CAS	Lab Result	Qualifier	Units
LC34-DPT0612-083.0-20180516	1,1-DICHLOROETHENE	75-35-4	67	U	UG/L
LC34-DPT0612-083.0-20180516	CIS-1,2-DICHLOROETHENE	156-59-2	890		UG/L
LC34-DPT0612-083.0-20180516	TRANS-1,2-DICHLOROETHENE	156-60-5	67	U	UG/L
LC34-DPT0612-083.0-20180516	TRICHLOROETHENE	79-01-6	390		UG/L
LC34-DPT0612-083.0-20180516	VINYL CHLORIDE	75-01-4	67	U	UG/L
LC34-DPT0613-008.0-20180516	1,1,2-TRICHLOROTRIFLUOROETHANE	76-13-1	1	U	UG/L
LC34-DPT0613-008.0-20180516	1,1-DICHLOROETHENE	75-35-4	1	U	UG/L
LC34-DPT0613-008.0-20180516	CIS-1,2-DICHLOROETHENE	156-59-2	2		UG/L
LC34-DPT0613-008.0-20180516	TRANS-1,2-DICHLOROETHENE	156-60-5	1	U	UG/L
LC34-DPT0613-008.0-20180516	TRICHLOROETHENE	79-01-6	1	U	UG/L
LC34-DPT0613-008.0-20180516	VINYL CHLORIDE	75-01-4	1	U	UG/L
LC34-DPT0613-013.0-20180516	1,1,2-TRICHLOROTRIFLUOROETHANE	76-13-1	1	U	UG/L
LC34-DPT0613-013.0-20180516	1,1-DICHLOROETHENE	75-35-4	1	U	UG/L
LC34-DPT0613-013.0-20180516	CIS-1,2-DICHLOROETHENE	156-59-2	4		UG/L
LC34-DPT0613-013.0-20180516	TRANS-1,2-DICHLOROETHENE	156-60-5	1	U	UG/L
LC34-DPT0613-013.0-20180516	TRICHLOROETHENE	79-01-6	1	U	UG/L
LC34-DPT0613-013.0-20180516	VINYL CHLORIDE	75-01-4	1	U	UG/L
LC34-DPT0613-018.0-20180516	1,1,2-TRICHLOROTRIFLUOROETHANE	76-13-1	1	U	UG/L
LC34-DPT0613-018.0-20180516	1,1-DICHLOROETHENE	75-35-4	1	U	UG/L
LC34-DPT0613-018.0-20180516	CIS-1,2-DICHLOROETHENE	156-59-2	36		UG/L
LC34-DPT0613-018.0-20180516	TRANS-1,2-DICHLOROETHENE	156-60-5	1	U	UG/L
LC34-DPT0613-018.0-20180516	TRICHLOROETHENE	79-01-6	1		UG/L
LC34-DPT0613-018.0-20180516	VINYL CHLORIDE	75-01-4	24		UG/L
LC34-DPT0613-023.0-20180516	1,1,2-TRICHLOROTRIFLUOROETHANE	76-13-1	1	U	UG/L
LC34-DPT0613-023.0-20180516	1,1-DICHLOROETHENE	75-35-4	1	U	UG/L
LC34-DPT0613-023.0-20180516	CIS-1,2-DICHLOROETHENE	156-59-2	8		UG/L
LC34-DPT0613-023.0-20180516	TRANS-1,2-DICHLOROETHENE	156-60-5	1	U	UG/L
LC34-DPT0613-023.0-20180516	TRICHLOROETHENE	79-01-6	1	U	UG/L
LC34-DPT0613-023.0-20180516	VINYL CHLORIDE	75-01-4	10		UG/L

DPT Results - DNAPL Source Zone
Launch Complex 34, SWMU CC054

Sample_ID	Parameter	CAS	Lab Result	Qualifier	Units
LC34-DPT0613-028.0-20180516	1,1,2-TRICHLOROTRIFLUOROETHANE	76-13-1	1	U	UG/L
LC34-DPT0613-028.0-20180516	1,1-DICHLOROETHENE	75-35-4	1	U	UG/L
LC34-DPT0613-028.0-20180516	CIS-1,2-DICHLOROETHENE	156-59-2	5		UG/L
LC34-DPT0613-028.0-20180516	TRANS-1,2-DICHLOROETHENE	156-60-5	1		UG/L
LC34-DPT0613-028.0-20180516	TRICHLOROETHENE	79-01-6	1		UG/L
LC34-DPT0613-028.0-20180516	VINYL CHLORIDE	75-01-4	16		UG/L
LC34-DPT0613-033.0-20180516	1,1,2-TRICHLOROTRIFLUOROETHANE	76-13-1	67	U	UG/L
LC34-DPT0613-033.0-20180516	1,1-DICHLOROETHENE	75-35-4	67	U	UG/L
LC34-DPT0613-033.0-20180516	CIS-1,2-DICHLOROETHENE	156-59-2	1100		UG/L
LC34-DPT0613-033.0-20180516	TRANS-1,2-DICHLOROETHENE	156-60-5	140		UG/L
LC34-DPT0613-033.0-20180516	TRICHLOROETHENE	79-01-6	67	U	UG/L
LC34-DPT0613-033.0-20180516	VINYL CHLORIDE	75-01-4	2000		UG/L
LC34-DPT0613-038.0-20180516	1,1,2-TRICHLOROTRIFLUOROETHANE	76-13-1	290	U	UG/L
LC34-DPT0613-038.0-20180516	1,1-DICHLOROETHENE	75-35-4	290	U	UG/L
LC34-DPT0613-038.0-20180516	CIS-1,2-DICHLOROETHENE	156-59-2	35500		UG/L
LC34-DPT0613-038.0-20180516	TRANS-1,2-DICHLOROETHENE	156-60-5	1200		UG/L
LC34-DPT0613-038.0-20180516	TRICHLOROETHENE	79-01-6	290	U	UG/L
LC34-DPT0613-038.0-20180516	VINYL CHLORIDE	75-01-4	7000		UG/L
LC34-DPT0613-043.0-20180516	1,1,2-TRICHLOROTRIFLUOROETHANE	76-13-1	1	U	UG/L
LC34-DPT0613-043.0-20180516	1,1-DICHLOROETHENE	75-35-4	1	U	UG/L
LC34-DPT0613-043.0-20180516	CIS-1,2-DICHLOROETHENE	156-59-2	46		UG/L
LC34-DPT0613-043.0-20180516	TRANS-1,2-DICHLOROETHENE	156-60-5	1		UG/L
LC34-DPT0613-043.0-20180516	TRICHLOROETHENE	79-01-6	1	U	UG/L
LC34-DPT0613-043.0-20180516	VINYL CHLORIDE	75-01-4	10		UG/L
LC34-DPT0613-048.0-20180516	1,1,2-TRICHLOROTRIFLUOROETHANE	76-13-1	1	U	UG/L
LC34-DPT0613-048.0-20180516	1,1-DICHLOROETHENE	75-35-4	1	U	UG/L
LC34-DPT0613-048.0-20180516	CIS-1,2-DICHLOROETHENE	156-59-2	3		UG/L
LC34-DPT0613-048.0-20180516	TRANS-1,2-DICHLOROETHENE	156-60-5	1	U	UG/L
LC34-DPT0613-048.0-20180516	TRICHLOROETHENE	79-01-6	1	U	UG/L

DPT Results - DNAPL Source Zone
Launch Complex 34, SWMU CC054

Sample_ID	Parameter	CAS	Lab Result	Qualifier	Units
LC34-DPT0613-048.0-20180516	VINYL CHLORIDE	75-01-4	1	U	UG/L
LC34-DPT0613-053.0-20180516	1,1,2-TRICHLOROTRIFLUOROETHANE	76-13-1	1	U	UG/L
LC34-DPT0613-053.0-20180516	1,1-DICHLOROETHENE	75-35-4	1	U	UG/L
LC34-DPT0613-053.0-20180516	CIS-1,2-DICHLOROETHENE	156-59-2	6		UG/L
LC34-DPT0613-053.0-20180516	TRANS-1,2-DICHLOROETHENE	156-60-5	1	U	UG/L
LC34-DPT0613-053.0-20180516	TRICHLOROETHENE	79-01-6	1	U	UG/L
LC34-DPT0613-053.0-20180516	VINYL CHLORIDE	75-01-4	1	U	UG/L
LC34-DPT0613-058.0-20180516	1,1,2-TRICHLOROTRIFLUOROETHANE	76-13-1	1	U	UG/L
LC34-DPT0613-058.0-20180516	1,1-DICHLOROETHENE	75-35-4	1	U	UG/L
LC34-DPT0613-058.0-20180516	CIS-1,2-DICHLOROETHENE	156-59-2	1	U	UG/L
LC34-DPT0613-058.0-20180516	TRANS-1,2-DICHLOROETHENE	156-60-5	1	U	UG/L
LC34-DPT0613-058.0-20180516	TRICHLOROETHENE	79-01-6	1	U	UG/L
LC34-DPT0613-058.0-20180516	VINYL CHLORIDE	75-01-4	1	U	UG/L
LC34-DPT0613-063.0-20180516	1,1,2-TRICHLOROTRIFLUOROETHANE	76-13-1	1	U	UG/L
LC34-DPT0613-063.0-20180516	1,1-DICHLOROETHENE	75-35-4	1	U	UG/L
LC34-DPT0613-063.0-20180516	CIS-1,2-DICHLOROETHENE	156-59-2	55		UG/L
LC34-DPT0613-063.0-20180516	TRANS-1,2-DICHLOROETHENE	156-60-5	2		UG/L
LC34-DPT0613-063.0-20180516	TRICHLOROETHENE	79-01-6	4		UG/L
LC34-DPT0613-063.0-20180516	VINYL CHLORIDE	75-01-4	9		UG/L
LC34-DPT0613-068.0-20180516	1,1,2-TRICHLOROTRIFLUOROETHANE	76-13-1	1	U	UG/L
LC34-DPT0613-068.0-20180516	1,1-DICHLOROETHENE	75-35-4	1	U	UG/L
LC34-DPT0613-068.0-20180516	CIS-1,2-DICHLOROETHENE	156-59-2	8		UG/L
LC34-DPT0613-068.0-20180516	TRANS-1,2-DICHLOROETHENE	156-60-5	1	U	UG/L
LC34-DPT0613-068.0-20180516	TRICHLOROETHENE	79-01-6	1	U	UG/L
LC34-DPT0613-068.0-20180516	VINYL CHLORIDE	75-01-4	1		UG/L
LC34-DPT0613-073.0-20180516	1,1,2-TRICHLOROTRIFLUOROETHANE	76-13-1	1	U	UG/L
LC34-DPT0613-073.0-20180516	1,1-DICHLOROETHENE	75-35-4	1	U	UG/L
LC34-DPT0613-073.0-20180516	CIS-1,2-DICHLOROETHENE	156-59-2	4		UG/L
LC34-DPT0613-073.0-20180516	TRANS-1,2-DICHLOROETHENE	156-60-5	1	U	UG/L

DPT Results - DNAPL Source Zone
Launch Complex 34, SWMU CC054

Sample_ID	Parameter	CAS	Lab Result	Qualifier	Units
LC34-DPT0613-073.0-20180516	TRICHLOROETHENE	79-01-6	1	U	UG/L
LC34-DPT0613-073.0-20180516	VINYL CHLORIDE	75-01-4	1	U	UG/L
LC34-DPT0613-078.0-20180516	1,1,2-TRICHLOROTRIFLUOROETHANE	76-13-1	1	U	UG/L
LC34-DPT0613-078.0-20180516	1,1-DICHLOROETHENE	75-35-4	1	U	UG/L
LC34-DPT0613-078.0-20180516	CIS-1,2-DICHLOROETHENE	156-59-2	53		UG/L
LC34-DPT0613-078.0-20180516	TRANS-1,2-DICHLOROETHENE	156-60-5	3		UG/L
LC34-DPT0613-078.0-20180516	TRICHLOROETHENE	79-01-6	1	U	UG/L
LC34-DPT0613-078.0-20180516	VINYL CHLORIDE	75-01-4	18		UG/L
LC34-DPT0613-083.0-20180516	1,1,2-TRICHLOROTRIFLUOROETHANE	76-13-1	1	U	UG/L
LC34-DPT0613-083.0-20180516	1,1-DICHLOROETHENE	75-35-4	1	U	UG/L
LC34-DPT0613-083.0-20180516	CIS-1,2-DICHLOROETHENE	156-59-2	13		UG/L
LC34-DPT0613-083.0-20180516	TRANS-1,2-DICHLOROETHENE	156-60-5	1	U	UG/L
LC34-DPT0613-083.0-20180516	TRICHLOROETHENE	79-01-6	1	U	UG/L
LC34-DPT0613-083.0-20180516	VINYL CHLORIDE	75-01-4	2		UG/L
LC34-DPT0614-008.0-20180517	1,1,2-TRICHLOROTRIFLUOROETHANE	76-13-1	1	U	UG/L
LC34-DPT0614-008.0-20180517	1,1-DICHLOROETHENE	75-35-4	1	U	UG/L
LC34-DPT0614-008.0-20180517	CIS-1,2-DICHLOROETHENE	156-59-2	1	U	UG/L
LC34-DPT0614-008.0-20180517	TRANS-1,2-DICHLOROETHENE	156-60-5	1	U	UG/L
LC34-DPT0614-008.0-20180517	TRICHLOROETHENE	79-01-6	1	U	UG/L
LC34-DPT0614-008.0-20180517	VINYL CHLORIDE	75-01-4	1	U	UG/L
LC34-DPT0614-013.0-20180517	1,1,2-TRICHLOROTRIFLUOROETHANE	76-13-1	1	U	UG/L
LC34-DPT0614-013.0-20180517	1,1-DICHLOROETHENE	75-35-4	1	U	UG/L
LC34-DPT0614-013.0-20180517	CIS-1,2-DICHLOROETHENE	156-59-2	1		UG/L
LC34-DPT0614-013.0-20180517	TRANS-1,2-DICHLOROETHENE	156-60-5	1	U	UG/L
LC34-DPT0614-013.0-20180517	TRICHLOROETHENE	79-01-6	1	U	UG/L
LC34-DPT0614-013.0-20180517	VINYL CHLORIDE	75-01-4	1	U	UG/L
LC34-DPT0614-018.0-20180517	1,1,2-TRICHLOROTRIFLUOROETHANE	76-13-1	1	U	UG/L
LC34-DPT0614-018.0-20180517	1,1-DICHLOROETHENE	75-35-4	1	U	UG/L
LC34-DPT0614-018.0-20180517	CIS-1,2-DICHLOROETHENE	156-59-2	6		UG/L

DPT Results - DNAPL Source Zone
Launch Complex 34, SWMU CC054

Sample_ID	Parameter	CAS	Lab Result	Qualifier	Units
LC34-DPT0614-018.0-20180517	TRANS-1,2-DICHLOROETHENE	156-60-5	1	U	UG/L
LC34-DPT0614-018.0-20180517	TRICHLOROETHENE	79-01-6	1	U	UG/L
LC34-DPT0614-018.0-20180517	VINYL CHLORIDE	75-01-4	1	U	UG/L
LC34-DPT0614-023.0-20180517	1,1,2-TRICHLOROTRIFLUOROETHANE	76-13-1	2	U	UG/L
LC34-DPT0614-023.0-20180517	1,1-DICHLOROETHENE	75-35-4	2	U	UG/L
LC34-DPT0614-023.0-20180517	CIS-1,2-DICHLOROETHENE	156-59-2	470		UG/L
LC34-DPT0614-023.0-20180517	TRANS-1,2-DICHLOROETHENE	156-60-5	2	U	UG/L
LC34-DPT0614-023.0-20180517	TRICHLOROETHENE	79-01-6	2	U	UG/L
LC34-DPT0614-023.0-20180517	VINYL CHLORIDE	75-01-4	490		UG/L
LC34-DPT0614-028.0-20180517	1,1,2-TRICHLOROTRIFLUOROETHANE	76-13-1	20	U	UG/L
LC34-DPT0614-028.0-20180517	1,1-DICHLOROETHENE	75-35-4	20	U	UG/L
LC34-DPT0614-028.0-20180517	CIS-1,2-DICHLOROETHENE	156-59-2	280		UG/L
LC34-DPT0614-028.0-20180517	TRANS-1,2-DICHLOROETHENE	156-60-5	31		UG/L
LC34-DPT0614-028.0-20180517	TRICHLOROETHENE	79-01-6	20	U	UG/L
LC34-DPT0614-028.0-20180517	VINYL CHLORIDE	75-01-4	4300		UG/L
LC34-DPT0614-033.0-20180517	1,1,2-TRICHLOROTRIFLUOROETHANE	76-13-1	100	U	UG/L
LC34-DPT0614-033.0-20180517	1,1-DICHLOROETHENE	75-35-4	100	U	UG/L
LC34-DPT0614-033.0-20180517	CIS-1,2-DICHLOROETHENE	156-59-2	31400		UG/L
LC34-DPT0614-033.0-20180517	TRANS-1,2-DICHLOROETHENE	156-60-5	290		UG/L
LC34-DPT0614-033.0-20180517	TRICHLOROETHENE	79-01-6	100	U	UG/L
LC34-DPT0614-033.0-20180517	VINYL CHLORIDE	75-01-4	14400		UG/L
LC34-DPT0614-038.0-20180517	1,1,2-TRICHLOROTRIFLUOROETHANE	76-13-1	20	U	UG/L
LC34-DPT0614-038.0-20180517	1,1-DICHLOROETHENE	75-35-4	45		UG/L
LC34-DPT0614-038.0-20180517	CIS-1,2-DICHLOROETHENE	156-59-2	29500		UG/L
LC34-DPT0614-038.0-20180517	TRANS-1,2-DICHLOROETHENE	156-60-5	220		UG/L
LC34-DPT0614-038.0-20180517	TRICHLOROETHENE	79-01-6	20	U	UG/L
LC34-DPT0614-038.0-20180517	VINYL CHLORIDE	75-01-4	10000		UG/L
LC34-DPT0614-043.0-20180517	1,1,2-TRICHLOROTRIFLUOROETHANE	76-13-1	40	U	UG/L
LC34-DPT0614-043.0-20180517	1,1-DICHLOROETHENE	75-35-4	40	U	UG/L

DPT Results - DNAPL Source Zone
Launch Complex 34, SWMU CC054

Sample_ID	Parameter	CAS	Lab Result	Qualifier	Units
LC34-DPT0614-043.0-20180517	CIS-1,2-DICHLOROETHENE	156-59-2	5200		UG/L
LC34-DPT0614-043.0-20180517	TRANS-1,2-DICHLOROETHENE	156-60-5	40	U	UG/L
LC34-DPT0614-043.0-20180517	TRICHLOROETHENE	79-01-6	40	U	UG/L
LC34-DPT0614-043.0-20180517	VINYL CHLORIDE	75-01-4	2700		UG/L
LC34-DPT0614-048.0-20180517	1,1,2-TRICHLOROTRIFLUOROETHANE	76-13-1	1	U	UG/L
LC34-DPT0614-048.0-20180517	1,1-DICHLOROETHENE	75-35-4	1	U	UG/L
LC34-DPT0614-048.0-20180517	CIS-1,2-DICHLOROETHENE	156-59-2	110		UG/L
LC34-DPT0614-048.0-20180517	TRANS-1,2-DICHLOROETHENE	156-60-5	1		UG/L
LC34-DPT0614-048.0-20180517	TRICHLOROETHENE	79-01-6	1	U	UG/L
LC34-DPT0614-048.0-20180517	VINYL CHLORIDE	75-01-4	35		UG/L
LC34-DPT0614-053.0-20180517	1,1,2-TRICHLOROTRIFLUOROETHANE	76-13-1	1	U	UG/L
LC34-DPT0614-053.0-20180517	1,1-DICHLOROETHENE	75-35-4	1	U	UG/L
LC34-DPT0614-053.0-20180517	CIS-1,2-DICHLOROETHENE	156-59-2	10		UG/L
LC34-DPT0614-053.0-20180517	TRANS-1,2-DICHLOROETHENE	156-60-5	1	U	UG/L
LC34-DPT0614-053.0-20180517	TRICHLOROETHENE	79-01-6	1	U	UG/L
LC34-DPT0614-053.0-20180517	VINYL CHLORIDE	75-01-4	6		UG/L
LC34-DPT0614-058.0-20180517	1,1,2-TRICHLOROTRIFLUOROETHANE	76-13-1	1	U	UG/L
LC34-DPT0614-058.0-20180517	1,1-DICHLOROETHENE	75-35-4	1	U	UG/L
LC34-DPT0614-058.0-20180517	CIS-1,2-DICHLOROETHENE	156-59-2	110		UG/L
LC34-DPT0614-058.0-20180517	TRANS-1,2-DICHLOROETHENE	156-60-5	1		UG/L
LC34-DPT0614-058.0-20180517	TRICHLOROETHENE	79-01-6	13		UG/L
LC34-DPT0614-058.0-20180517	VINYL CHLORIDE	75-01-4	37		UG/L
LC34-DPT0614-063.0-20180517	1,1,2-TRICHLOROTRIFLUOROETHANE	76-13-1	1	U	UG/L
LC34-DPT0614-063.0-20180517	1,1-DICHLOROETHENE	75-35-4	1	U	UG/L
LC34-DPT0614-063.0-20180517	CIS-1,2-DICHLOROETHENE	156-59-2	8		UG/L
LC34-DPT0614-063.0-20180517	TRANS-1,2-DICHLOROETHENE	156-60-5	1	U	UG/L
LC34-DPT0614-063.0-20180517	TRICHLOROETHENE	79-01-6	7		UG/L
LC34-DPT0614-063.0-20180517	VINYL CHLORIDE	75-01-4	1	U	UG/L
LC34-DPT0614-068.0-20180517	1,1,2-TRICHLOROTRIFLUOROETHANE	76-13-1	1	U	UG/L

DPT Results - DNAPL Source Zone
Launch Complex 34, SWMU CC054

Sample_ID	Parameter	CAS	Lab Result	Qualifier	Units
LC34-DPT0614-068.0-20180517	1,1-DICHLOROETHENE	75-35-4	1	U	UG/L
LC34-DPT0614-068.0-20180517	CIS-1,2-DICHLOROETHENE	156-59-2	300		UG/L
LC34-DPT0614-068.0-20180517	TRANS-1,2-DICHLOROETHENE	156-60-5	3		UG/L
LC34-DPT0614-068.0-20180517	TRICHLOROETHENE	79-01-6	2		UG/L
LC34-DPT0614-068.0-20180517	VINYL CHLORIDE	75-01-4	170		UG/L
LC34-DPT0614-073.0-20180517	1,1,2-TRICHLOROTRIFLUOROETHANE	76-13-1	1	U	UG/L
LC34-DPT0614-073.0-20180517	1,1-DICHLOROETHENE	75-35-4	1	U	UG/L
LC34-DPT0614-073.0-20180517	CIS-1,2-DICHLOROETHENE	156-59-2	9		UG/L
LC34-DPT0614-073.0-20180517	TRANS-1,2-DICHLOROETHENE	156-60-5	2		UG/L
LC34-DPT0614-073.0-20180517	TRICHLOROETHENE	79-01-6	7		UG/L
LC34-DPT0614-073.0-20180517	VINYL CHLORIDE	75-01-4	1	U	UG/L
LC34-DPT0614-078.0-20180517	1,1,2-TRICHLOROTRIFLUOROETHANE	76-13-1	20	U	UG/L
LC34-DPT0614-078.0-20180517	1,1-DICHLOROETHENE	75-35-4	20	U	UG/L
LC34-DPT0614-078.0-20180517	CIS-1,2-DICHLOROETHENE	156-59-2	3100		UG/L
LC34-DPT0614-078.0-20180517	TRANS-1,2-DICHLOROETHENE	156-60-5	72		UG/L
LC34-DPT0614-078.0-20180517	TRICHLOROETHENE	79-01-6	1200		UG/L
LC34-DPT0614-078.0-20180517	VINYL CHLORIDE	75-01-4	120		UG/L
LC34-DPT0614-083.0-20180517	1,1,2-TRICHLOROTRIFLUOROETHANE	76-13-1	1	U	UG/L
LC34-DPT0614-083.0-20180517	1,1-DICHLOROETHENE	75-35-4	1	U	UG/L
LC34-DPT0614-083.0-20180517	CIS-1,2-DICHLOROETHENE	156-59-2	47		UG/L
LC34-DPT0614-083.0-20180517	TRANS-1,2-DICHLOROETHENE	156-60-5	1	U	UG/L
LC34-DPT0614-083.0-20180517	TRICHLOROETHENE	79-01-6	1	U	UG/L
LC34-DPT0614-083.0-20180517	VINYL CHLORIDE	75-01-4	9		UG/L
LC34-DPT0615-008.0-20180517	1,1,2-TRICHLOROTRIFLUOROETHANE	76-13-1	1	U	UG/L
LC34-DPT0615-008.0-20180517	1,1-DICHLOROETHENE	75-35-4	1	U	UG/L
LC34-DPT0615-008.0-20180517	CIS-1,2-DICHLOROETHENE	156-59-2	2		UG/L
LC34-DPT0615-008.0-20180517	TRANS-1,2-DICHLOROETHENE	156-60-5	1	U	UG/L
LC34-DPT0615-008.0-20180517	TRICHLOROETHENE	79-01-6	1	U	UG/L
LC34-DPT0615-008.0-20180517	VINYL CHLORIDE	75-01-4	1	U	UG/L

DPT Results - DNAPL Source Zone
Launch Complex 34, SWMU CC054

Sample_ID	Parameter	CAS	Lab Result	Qualifier	Units
LC34-DPT0615-013.0-20180517	1,1,2-TRICHLOROTRIFLUOROETHANE	76-13-1	1	U	UG/L
LC34-DPT0615-013.0-20180517	1,1-DICHLOROETHENE	75-35-4	1	U	UG/L
LC34-DPT0615-013.0-20180517	CIS-1,2-DICHLOROETHENE	156-59-2	23		UG/L
LC34-DPT0615-013.0-20180517	TRANS-1,2-DICHLOROETHENE	156-60-5	1	U	UG/L
LC34-DPT0615-013.0-20180517	TRICHLOROETHENE	79-01-6	1	U	UG/L
LC34-DPT0615-013.0-20180517	VINYL CHLORIDE	75-01-4	3		UG/L
LC34-DPT0615-018.0-20180517	1,1,2-TRICHLOROTRIFLUOROETHANE	76-13-1	3	U	UG/L
LC34-DPT0615-018.0-20180517	1,1-DICHLOROETHENE	75-35-4	3	U	UG/L
LC34-DPT0615-018.0-20180517	CIS-1,2-DICHLOROETHENE	156-59-2	760		UG/L
LC34-DPT0615-018.0-20180517	TRANS-1,2-DICHLOROETHENE	156-60-5	7		UG/L
LC34-DPT0615-018.0-20180517	TRICHLOROETHENE	79-01-6	3	U	UG/L
LC34-DPT0615-018.0-20180517	VINYL CHLORIDE	75-01-4	300		UG/L
LC34-DPT0615-023.0-20180517	1,1,2-TRICHLOROTRIFLUOROETHANE	76-13-1	3	U	UG/L
LC34-DPT0615-023.0-20180517	1,1-DICHLOROETHENE	75-35-4	3	U	UG/L
LC34-DPT0615-023.0-20180517	CIS-1,2-DICHLOROETHENE	156-59-2	900		UG/L
LC34-DPT0615-023.0-20180517	TRANS-1,2-DICHLOROETHENE	156-60-5	9		UG/L
LC34-DPT0615-023.0-20180517	TRICHLOROETHENE	79-01-6	3	U	UG/L
LC34-DPT0615-023.0-20180517	VINYL CHLORIDE	75-01-4	530		UG/L
LC34-DPT0615-028.0-20180517	1,1,2-TRICHLOROTRIFLUOROETHANE	76-13-1	40	U	UG/L
LC34-DPT0615-028.0-20180517	1,1-DICHLOROETHENE	75-35-4	40	U	UG/L
LC34-DPT0615-028.0-20180517	CIS-1,2-DICHLOROETHENE	156-59-2	5500		UG/L
LC34-DPT0615-028.0-20180517	TRANS-1,2-DICHLOROETHENE	156-60-5	82		UG/L
LC34-DPT0615-028.0-20180517	TRICHLOROETHENE	79-01-6	40	U	UG/L
LC34-DPT0615-028.0-20180517	VINYL CHLORIDE	75-01-4	5400		UG/L
LC34-DPT0615-033.0-20180517	1,1,2-TRICHLOROTRIFLUOROETHANE	76-13-1	100	U	UG/L
LC34-DPT0615-033.0-20180517	1,1-DICHLOROETHENE	75-35-4	100	U	UG/L
LC34-DPT0615-033.0-20180517	CIS-1,2-DICHLOROETHENE	156-59-2	22800		UG/L
LC34-DPT0615-033.0-20180517	TRANS-1,2-DICHLOROETHENE	156-60-5	370		UG/L
LC34-DPT0615-033.0-20180517	TRICHLOROETHENE	79-01-6	100	U	UG/L

DPT Results - DNAPL Source Zone
Launch Complex 34, SWMU CC054

Sample_ID	Parameter	CAS	Lab Result	Qualifier	Units
LC34-DPT0615-033.0-20180517	VINYL CHLORIDE	75-01-4	25100		UG/L
LC34-DPT0615-038.0-20180517	1,1,2-TRICHLOROTRIFLUOROETHANE	76-13-1	290	U	UG/L
LC34-DPT0615-038.0-20180517	1,1-DICHLOROETHENE	75-35-4	290	U	UG/L
LC34-DPT0615-038.0-20180517	CIS-1,2-DICHLOROETHENE	156-59-2	12300		UG/L
LC34-DPT0615-038.0-20180517	TRANS-1,2-DICHLOROETHENE	156-60-5	290	U	UG/L
LC34-DPT0615-038.0-20180517	TRICHLOROETHENE	79-01-6	290	U	UG/L
LC34-DPT0615-038.0-20180517	VINYL CHLORIDE	75-01-4	10200		UG/L
LC34-DPT0615-043.0-20180518	1,1,2-TRICHLOROTRIFLUOROETHANE	76-13-1	40	U	UG/L
LC34-DPT0615-043.0-20180518	1,1-DICHLOROETHENE	75-35-4	40	U	UG/L
LC34-DPT0615-043.0-20180518	CIS-1,2-DICHLOROETHENE	156-59-2	230		UG/L
LC34-DPT0615-043.0-20180518	TRANS-1,2-DICHLOROETHENE	156-60-5	40	U	UG/L
LC34-DPT0615-043.0-20180518	TRICHLOROETHENE	79-01-6	40	U	UG/L
LC34-DPT0615-043.0-20180518	VINYL CHLORIDE	75-01-4	120		UG/L
LC34-DPT0615-048.0-20180518	1,1,2-TRICHLOROTRIFLUOROETHANE	76-13-1	1	U	UG/L
LC34-DPT0615-048.0-20180518	1,1-DICHLOROETHENE	75-35-4	1	U	UG/L
LC34-DPT0615-048.0-20180518	CIS-1,2-DICHLOROETHENE	156-59-2	140		UG/L
LC34-DPT0615-048.0-20180518	TRANS-1,2-DICHLOROETHENE	156-60-5	2		UG/L
LC34-DPT0615-048.0-20180518	TRICHLOROETHENE	79-01-6	1	U	UG/L
LC34-DPT0615-048.0-20180518	VINYL CHLORIDE	75-01-4	73		UG/L
LC34-DPT0615-053.0-20180518	1,1,2-TRICHLOROTRIFLUOROETHANE	76-13-1	1	U	UG/L
LC34-DPT0615-053.0-20180518	1,1-DICHLOROETHENE	75-35-4	1	U	UG/L
LC34-DPT0615-053.0-20180518	CIS-1,2-DICHLOROETHENE	156-59-2	4		UG/L
LC34-DPT0615-053.0-20180518	TRANS-1,2-DICHLOROETHENE	156-60-5	1	U	UG/L
LC34-DPT0615-053.0-20180518	TRICHLOROETHENE	79-01-6	1	U	UG/L
LC34-DPT0615-053.0-20180518	VINYL CHLORIDE	75-01-4	4		UG/L
LC34-DPT0615-058.0-20180518	1,1,2-TRICHLOROTRIFLUOROETHANE	76-13-1	1	U	UG/L
LC34-DPT0615-058.0-20180518	1,1-DICHLOROETHENE	75-35-4	1	U	UG/L
LC34-DPT0615-058.0-20180518	CIS-1,2-DICHLOROETHENE	156-59-2	87		UG/L
LC34-DPT0615-058.0-20180518	TRANS-1,2-DICHLOROETHENE	156-60-5	1	U	UG/L

DPT Results - DNAPL Source Zone
Launch Complex 34, SWMU CC054

Sample_ID	Parameter	CAS	Lab Result	Qualifier	Units
LC34-DPT0615-058.0-20180518	TRICHLOROETHENE	79-01-6	6		UG/L
LC34-DPT0615-058.0-20180518	VINYL CHLORIDE	75-01-4	3		UG/L
LC34-DPT0615-063.0-20180518	1,1,2-TRICHLOROTRIFLUOROETHANE	76-13-1	1	U	UG/L
LC34-DPT0615-063.0-20180518	1,1-DICHLOROETHENE	75-35-4	4		UG/L
LC34-DPT0615-063.0-20180518	CIS-1,2-DICHLOROETHENE	156-59-2	770		UG/L
LC34-DPT0615-063.0-20180518	TRANS-1,2-DICHLOROETHENE	156-60-5	9		UG/L
LC34-DPT0615-063.0-20180518	TRICHLOROETHENE	79-01-6	94		UG/L
LC34-DPT0615-063.0-20180518	VINYL CHLORIDE	75-01-4	50		UG/L
LC34-DPT0615-068.0-20180518	1,1,2-TRICHLOROTRIFLUOROETHANE	76-13-1	1	U	UG/L
LC34-DPT0615-068.0-20180518	1,1-DICHLOROETHENE	75-35-4	1	U	UG/L
LC34-DPT0615-068.0-20180518	CIS-1,2-DICHLOROETHENE	156-59-2	21		UG/L
LC34-DPT0615-068.0-20180518	TRANS-1,2-DICHLOROETHENE	156-60-5	7		UG/L
LC34-DPT0615-068.0-20180518	TRICHLOROETHENE	79-01-6	4		UG/L
LC34-DPT0615-068.0-20180518	VINYL CHLORIDE	75-01-4	5		UG/L
LC34-DPT0615-073.0-20180518	1,1,2-TRICHLOROTRIFLUOROETHANE	76-13-1	1	U	UG/L
LC34-DPT0615-073.0-20180518	1,1-DICHLOROETHENE	75-35-4	1	U	UG/L
LC34-DPT0615-073.0-20180518	CIS-1,2-DICHLOROETHENE	156-59-2	89		UG/L
LC34-DPT0615-073.0-20180518	TRANS-1,2-DICHLOROETHENE	156-60-5	1	U	UG/L
LC34-DPT0615-073.0-20180518	TRICHLOROETHENE	79-01-6	11		UG/L
LC34-DPT0615-073.0-20180518	VINYL CHLORIDE	75-01-4	3		UG/L
LC34-DPT0615-078.0-20180518	1,1,2-TRICHLOROTRIFLUOROETHANE	76-13-1	100	U	UG/L
LC34-DPT0615-078.0-20180518	1,1-DICHLOROETHENE	75-35-4	100	U	UG/L
LC34-DPT0615-078.0-20180518	CIS-1,2-DICHLOROETHENE	156-59-2	5100		UG/L
LC34-DPT0615-078.0-20180518	TRANS-1,2-DICHLOROETHENE	156-60-5	150		UG/L
LC34-DPT0615-078.0-20180518	TRICHLOROETHENE	79-01-6	7800		UG/L
LC34-DPT0615-078.0-20180518	VINYL CHLORIDE	75-01-4	100	U	UG/L
LC34-DPT0615-083.0-20180518	1,1,2-TRICHLOROTRIFLUOROETHANE	76-13-1	3	U	UG/L
LC34-DPT0615-083.0-20180518	1,1-DICHLOROETHENE	75-35-4	3	U	UG/L
LC34-DPT0615-083.0-20180518	CIS-1,2-DICHLOROETHENE	156-59-2	18		UG/L

DPT Results - DNAPL Source Zone
Launch Complex 34, SWMU CC054

Sample_ID	Parameter	CAS	Lab Result	Qualifier	Units
LC34-DPT0615-083.0-20180518	TRANS-1,2-DICHLOROETHENE	156-60-5	3	U	UG/L
LC34-DPT0615-083.0-20180518	TRICHLOROETHENE	79-01-6	8		UG/L
LC34-DPT0615-083.0-20180518	VINYL CHLORIDE	75-01-4	3	U	UG/L
LC34-DPT0616-008.0-20180518	1,1,2-TRICHLOROTRIFLUOROETHANE	76-13-1	1	U	UG/L
LC34-DPT0616-008.0-20180518	1,1-DICHLOROETHENE	75-35-4	1	U	UG/L
LC34-DPT0616-008.0-20180518	CIS-1,2-DICHLOROETHENE	156-59-2	1	U	UG/L
LC34-DPT0616-008.0-20180518	TRANS-1,2-DICHLOROETHENE	156-60-5	1	U	UG/L
LC34-DPT0616-008.0-20180518	TRICHLOROETHENE	79-01-6	1	U	UG/L
LC34-DPT0616-008.0-20180518	VINYL CHLORIDE	75-01-4	1	U	UG/L
LC34-DPT0616-013.0-20180518	1,1,2-TRICHLOROTRIFLUOROETHANE	76-13-1	1	U	UG/L
LC34-DPT0616-013.0-20180518	1,1-DICHLOROETHENE	75-35-4	1	U	UG/L
LC34-DPT0616-013.0-20180518	CIS-1,2-DICHLOROETHENE	156-59-2	44		UG/L
LC34-DPT0616-013.0-20180518	TRANS-1,2-DICHLOROETHENE	156-60-5	1	U	UG/L
LC34-DPT0616-013.0-20180518	TRICHLOROETHENE	79-01-6	1	U	UG/L
LC34-DPT0616-013.0-20180518	VINYL CHLORIDE	75-01-4	15		UG/L
LC34-DPT0616-018.0-20180518	1,1,2-TRICHLOROTRIFLUOROETHANE	76-13-1	3	U	UG/L
LC34-DPT0616-018.0-20180518	1,1-DICHLOROETHENE	75-35-4	3	U	UG/L
LC34-DPT0616-018.0-20180518	CIS-1,2-DICHLOROETHENE	156-59-2	69		UG/L
LC34-DPT0616-018.0-20180518	TRANS-1,2-DICHLOROETHENE	156-60-5	3	U	UG/L
LC34-DPT0616-018.0-20180518	TRICHLOROETHENE	79-01-6	3	U	UG/L
LC34-DPT0616-018.0-20180518	VINYL CHLORIDE	75-01-4	42		UG/L
LC34-DPT0616-023.0-20180518	1,1,2-TRICHLOROTRIFLUOROETHANE	76-13-1	3	U	UG/L
LC34-DPT0616-023.0-20180518	1,1-DICHLOROETHENE	75-35-4	3	U	UG/L
LC34-DPT0616-023.0-20180518	CIS-1,2-DICHLOROETHENE	156-59-2	480		UG/L
LC34-DPT0616-023.0-20180518	TRANS-1,2-DICHLOROETHENE	156-60-5	8		UG/L
LC34-DPT0616-023.0-20180518	TRICHLOROETHENE	79-01-6	3	U	UG/L
LC34-DPT0616-023.0-20180518	VINYL CHLORIDE	75-01-4	340		UG/L
LC34-DPT0616-028.0-20180518	1,1,2-TRICHLOROTRIFLUOROETHANE	76-13-1	290	U	UG/L
LC34-DPT0616-028.0-20180518	1,1-DICHLOROETHENE	75-35-4	290	U	UG/L

DPT Results - DNAPL Source Zone
Launch Complex 34, SWMU CC054

Sample_ID	Parameter	CAS	Lab Result	Qualifier	Units
LC34-DPT0616-028.0-20180518	CIS-1,2-DICHLOROETHENE	156-59-2	26500		UG/L
LC34-DPT0616-028.0-20180518	TRANS-1,2-DICHLOROETHENE	156-60-5	630		UG/L
LC34-DPT0616-028.0-20180518	TRICHLOROETHENE	79-01-6	290	U	UG/L
LC34-DPT0616-028.0-20180518	VINYL CHLORIDE	75-01-4	3700		UG/L
LC34-DPT0616-033.0-20180518	1,1,2-TRICHLOROTRIFLUOROETHANE	76-13-1	290	U	UG/L
LC34-DPT0616-033.0-20180518	1,1-DICHLOROETHENE	75-35-4	360		UG/L
LC34-DPT0616-033.0-20180518	CIS-1,2-DICHLOROETHENE	156-59-2	205000	J	UG/L
LC34-DPT0616-033.0-20180518	TRANS-1,2-DICHLOROETHENE	156-60-5	3400		UG/L
LC34-DPT0616-033.0-20180518	TRICHLOROETHENE	79-01-6	290	U	UG/L
LC34-DPT0616-033.0-20180518	VINYL CHLORIDE	75-01-4	14600		UG/L
LC34-DPT0616-038.0-20180518	1,1,2-TRICHLOROTRIFLUOROETHANE	76-13-1	290	U	UG/L
LC34-DPT0616-038.0-20180518	1,1-DICHLOROETHENE	75-35-4	290	U	UG/L
LC34-DPT0616-038.0-20180518	CIS-1,2-DICHLOROETHENE	156-59-2	73700		UG/L
LC34-DPT0616-038.0-20180518	TRANS-1,2-DICHLOROETHENE	156-60-5	1000		UG/L
LC34-DPT0616-038.0-20180518	TRICHLOROETHENE	79-01-6	290	U	UG/L
LC34-DPT0616-038.0-20180518	VINYL CHLORIDE	75-01-4	19900		UG/L
LC34-DPT0616-043.0-20180518	1,1,2-TRICHLOROTRIFLUOROETHANE	76-13-1	5	U	UG/L
LC34-DPT0616-043.0-20180518	1,1-DICHLOROETHENE	75-35-4	5	U	UG/L
LC34-DPT0616-043.0-20180518	CIS-1,2-DICHLOROETHENE	156-59-2	140		UG/L
LC34-DPT0616-043.0-20180518	TRANS-1,2-DICHLOROETHENE	156-60-5	5	U	UG/L
LC34-DPT0616-043.0-20180518	TRICHLOROETHENE	79-01-6	5	U	UG/L
LC34-DPT0616-043.0-20180518	VINYL CHLORIDE	75-01-4	650		UG/L
LC34-DPT0616-048.0-20180518	1,1,2-TRICHLOROTRIFLUOROETHANE	76-13-1	3	U	UG/L
LC34-DPT0616-048.0-20180518	1,1-DICHLOROETHENE	75-35-4	3	U	UG/L
LC34-DPT0616-048.0-20180518	CIS-1,2-DICHLOROETHENE	156-59-2	260		UG/L
LC34-DPT0616-048.0-20180518	TRANS-1,2-DICHLOROETHENE	156-60-5	5		UG/L
LC34-DPT0616-048.0-20180518	TRICHLOROETHENE	79-01-6	3	U	UG/L
LC34-DPT0616-048.0-20180518	VINYL CHLORIDE	75-01-4	21		UG/L
LC34-DPT0616-053.0-20180518	1,1,2-TRICHLOROTRIFLUOROETHANE	76-13-1	1	U	UG/L

DPT Results - DNAPL Source Zone
Launch Complex 34, SWMU CC054

Sample_ID	Parameter	CAS	Lab Result	Qualifier	Units
LC34-DPT0616-053.0-20180518	1,1-DICHLOROETHENE	75-35-4	1	U	UG/L
LC34-DPT0616-053.0-20180518	CIS-1,2-DICHLOROETHENE	156-59-2	18		UG/L
LC34-DPT0616-053.0-20180518	TRANS-1,2-DICHLOROETHENE	156-60-5	1	U	UG/L
LC34-DPT0616-053.0-20180518	TRICHLOROETHENE	79-01-6	1	U	UG/L
LC34-DPT0616-053.0-20180518	VINYL CHLORIDE	75-01-4	2		UG/L
LC34-DPT0616-058.0-20180518	1,1,2-TRICHLOROTRIFLUOROETHANE	76-13-1	5	U	UG/L
LC34-DPT0616-058.0-20180518	1,1-DICHLOROETHENE	75-35-4	5	U	UG/L
LC34-DPT0616-058.0-20180518	CIS-1,2-DICHLOROETHENE	156-59-2	510		UG/L
LC34-DPT0616-058.0-20180518	TRANS-1,2-DICHLOROETHENE	156-60-5	7		UG/L
LC34-DPT0616-058.0-20180518	TRICHLOROETHENE	79-01-6	33		UG/L
LC34-DPT0616-058.0-20180518	VINYL CHLORIDE	75-01-4	11		UG/L
LC34-DPT0616-063.0-20180518	1,1,2-TRICHLOROTRIFLUOROETHANE	76-13-1	5	U	UG/L
LC34-DPT0616-063.0-20180518	1,1-DICHLOROETHENE	75-35-4	5	U	UG/L
LC34-DPT0616-063.0-20180518	CIS-1,2-DICHLOROETHENE	156-59-2	990		UG/L
LC34-DPT0616-063.0-20180518	TRANS-1,2-DICHLOROETHENE	156-60-5	9		UG/L
LC34-DPT0616-063.0-20180518	TRICHLOROETHENE	79-01-6	6		UG/L
LC34-DPT0616-063.0-20180518	VINYL CHLORIDE	75-01-4	5	U	UG/L
LC34-DPT0616-068.0-20180518	1,1,2-TRICHLOROTRIFLUOROETHANE	76-13-1	100	U	UG/L
LC34-DPT0616-068.0-20180518	1,1-DICHLOROETHENE	75-35-4	100	U	UG/L
LC34-DPT0616-068.0-20180518	CIS-1,2-DICHLOROETHENE	156-59-2	9300		UG/L
LC34-DPT0616-068.0-20180518	TRANS-1,2-DICHLOROETHENE	156-60-5	100	U	UG/L
LC34-DPT0616-068.0-20180518	TRICHLOROETHENE	79-01-6	100	U	UG/L
LC34-DPT0616-068.0-20180518	VINYL CHLORIDE	75-01-4	620		UG/L
LC34-DPT0616-073.0-20180518	1,1,2-TRICHLOROTRIFLUOROETHANE	76-13-1	20	U	UG/L
LC34-DPT0616-073.0-20180518	1,1-DICHLOROETHENE	75-35-4	20	U	UG/L
LC34-DPT0616-073.0-20180518	CIS-1,2-DICHLOROETHENE	156-59-2	750		UG/L
LC34-DPT0616-073.0-20180518	TRANS-1,2-DICHLOROETHENE	156-60-5	20	U	UG/L
LC34-DPT0616-073.0-20180518	TRICHLOROETHENE	79-01-6	85		UG/L
LC34-DPT0616-073.0-20180518	VINYL CHLORIDE	75-01-4	460		UG/L

DPT Results - DNAPL Source Zone
Launch Complex 34, SWMU CC054

Sample_ID	Parameter	CAS	Lab Result	Qualifier	Units
LC34-DPT0616-078.0-20180518	1,1,2-TRICHLOROTRIFLUOROETHANE	76-13-1	100	U	UG/L
LC34-DPT0616-078.0-20180518	1,1-DICHLOROETHENE	75-35-4	100	U	UG/L
LC34-DPT0616-078.0-20180518	CIS-1,2-DICHLOROETHENE	156-59-2	2600		UG/L
LC34-DPT0616-078.0-20180518	TRANS-1,2-DICHLOROETHENE	156-60-5	100	U	UG/L
LC34-DPT0616-078.0-20180518	TRICHLOROETHENE	79-01-6	4300		UG/L
LC34-DPT0616-078.0-20180518	VINYL CHLORIDE	75-01-4	100	U	UG/L
LC34-DPT0616-083.0-20180518	1,1,2-TRICHLOROTRIFLUOROETHANE	76-13-1	1	U	UG/L
LC34-DPT0616-083.0-20180518	1,1-DICHLOROETHENE	75-35-4	1	U	UG/L
LC34-DPT0616-083.0-20180518	CIS-1,2-DICHLOROETHENE	156-59-2	52		UG/L
LC34-DPT0616-083.0-20180518	TRANS-1,2-DICHLOROETHENE	156-60-5	1	U	UG/L
LC34-DPT0616-083.0-20180518	TRICHLOROETHENE	79-01-6	3		UG/L
LC34-DPT0616-083.0-20180518	VINYL CHLORIDE	75-01-4	5		UG/L
LC34-DPT0642-008.0-20180924	1,1,2-TRICHLOROTRIFLUOROETHANE	76-13-1	1	U	UG/L
LC34-DPT0642-008.0-20180924	1,1-DICHLOROETHENE	75-35-4	1	U	UG/L
LC34-DPT0642-008.0-20180924	CIS-1,2-DICHLOROETHENE	156-59-2	1	U	UG/L
LC34-DPT0642-008.0-20180924	TRANS-1,2-DICHLOROETHENE	156-60-5	1	U	UG/L
LC34-DPT0642-008.0-20180924	TRICHLOROETHENE	79-01-6	1	U	UG/L
LC34-DPT0642-008.0-20180924	VINYL CHLORIDE	75-01-4	1	U	UG/L
LC34-DPT0642-013.0-20180924	1,1,2-TRICHLOROTRIFLUOROETHANE	76-13-1	1	U	UG/L
LC34-DPT0642-013.0-20180924	1,1-DICHLOROETHENE	75-35-4	1	U	UG/L
LC34-DPT0642-013.0-20180924	CIS-1,2-DICHLOROETHENE	156-59-2	9		UG/L
LC34-DPT0642-013.0-20180924	TRANS-1,2-DICHLOROETHENE	156-60-5	1	U	UG/L
LC34-DPT0642-013.0-20180924	TRICHLOROETHENE	79-01-6	1	U	UG/L
LC34-DPT0642-013.0-20180924	VINYL CHLORIDE	75-01-4	60		UG/L
LC34-DPT0642-018.0-20180924	1,1,2-TRICHLOROTRIFLUOROETHANE	76-13-1	1	U	UG/L
LC34-DPT0642-018.0-20180924	1,1-DICHLOROETHENE	75-35-4	1	U	UG/L
LC34-DPT0642-018.0-20180924	CIS-1,2-DICHLOROETHENE	156-59-2	23		UG/L
LC34-DPT0642-018.0-20180924	TRANS-1,2-DICHLOROETHENE	156-60-5	1	U	UG/L
LC34-DPT0642-018.0-20180924	TRICHLOROETHENE	79-01-6	1	U	UG/L

DPT Results - DNAPL Source Zone
Launch Complex 34, SWMU CC054

Sample_ID	Parameter	CAS	Lab Result	Qualifier	Units
LC34-DPT0642-018.0-20180924	VINYL CHLORIDE	75-01-4	200		UG/L
LC34-DPT0642-023.0-20180924	1,1,2-TRICHLOROTRIFLUOROETHANE	76-13-1	1	U	UG/L
LC34-DPT0642-023.0-20180924	1,1-DICHLOROETHENE	75-35-4	1	U	UG/L
LC34-DPT0642-023.0-20180924	CIS-1,2-DICHLOROETHENE	156-59-2	18		UG/L
LC34-DPT0642-023.0-20180924	TRANS-1,2-DICHLOROETHENE	156-60-5	1		UG/L
LC34-DPT0642-023.0-20180924	TRICHLOROETHENE	79-01-6	1	U	UG/L
LC34-DPT0642-023.0-20180924	VINYL CHLORIDE	75-01-4	290		UG/L
LC34-DPT0642-028.0-20180924	1,1,2-TRICHLOROTRIFLUOROETHANE	76-13-1	3	U	UG/L
LC34-DPT0642-028.0-20180924	1,1-DICHLOROETHENE	75-35-4	3	U	UG/L
LC34-DPT0642-028.0-20180924	CIS-1,2-DICHLOROETHENE	156-59-2	3	U	UG/L
LC34-DPT0642-028.0-20180924	TRANS-1,2-DICHLOROETHENE	156-60-5	65		UG/L
LC34-DPT0642-028.0-20180924	TRICHLOROETHENE	79-01-6	3	U	UG/L
LC34-DPT0642-028.0-20180924	VINYL CHLORIDE	75-01-4	190		UG/L
LC34-DPT0642-033.0-20180924	1,1,2-TRICHLOROTRIFLUOROETHANE	76-13-1	3	U	UG/L
LC34-DPT0642-033.0-20180924	1,1-DICHLOROETHENE	75-35-4	3	U	UG/L
LC34-DPT0642-033.0-20180924	CIS-1,2-DICHLOROETHENE	156-59-2	380		UG/L
LC34-DPT0642-033.0-20180924	TRANS-1,2-DICHLOROETHENE	156-60-5	270		UG/L
LC34-DPT0642-033.0-20180924	TRICHLOROETHENE	79-01-6	3	U	UG/L
LC34-DPT0642-033.0-20180924	VINYL CHLORIDE	75-01-4	25100		UG/L
LC34-DPT0642-038.0-20180924	1,1,2-TRICHLOROTRIFLUOROETHANE	76-13-1	290	U	UG/L
LC34-DPT0642-038.0-20180924	1,1-DICHLOROETHENE	75-35-4	290	U	UG/L
LC34-DPT0642-038.0-20180924	CIS-1,2-DICHLOROETHENE	156-59-2	1000		UG/L
LC34-DPT0642-038.0-20180924	TRANS-1,2-DICHLOROETHENE	156-60-5	290	U	UG/L
LC34-DPT0642-038.0-20180924	TRICHLOROETHENE	79-01-6	290	U	UG/L
LC34-DPT0642-038.0-20180924	VINYL CHLORIDE	75-01-4	37000		UG/L
LC34-DPT0642-043.0-20180924	1,1,2-TRICHLOROTRIFLUOROETHANE	76-13-1	290	U	UG/L
LC34-DPT0642-043.0-20180924	1,1-DICHLOROETHENE	75-35-4	290	U	UG/L
LC34-DPT0642-043.0-20180924	CIS-1,2-DICHLOROETHENE	156-59-2	290	U	UG/L
LC34-DPT0642-043.0-20180924	TRANS-1,2-DICHLOROETHENE	156-60-5	290	U	UG/L

DPT Results - DNAPL Source Zone
Launch Complex 34, SWMU CC054

Sample_ID	Parameter	CAS	Lab Result	Qualifier	Units
LC34-DPT0642-043.0-20180924	TRICHLOROETHENE	79-01-6	290	U	UG/L
LC34-DPT0642-043.0-20180924	VINYL CHLORIDE	75-01-4	24200		UG/L
LC34-DPT0642-048.0-20180924	1,1,2-TRICHLOROTRIFLUOROETHANE	76-13-1	3	U	UG/L
LC34-DPT0642-048.0-20180924	1,1-DICHLOROETHENE	75-35-4	3	U	UG/L
LC34-DPT0642-048.0-20180924	CIS-1,2-DICHLOROETHENE	156-59-2	32		UG/L
LC34-DPT0642-048.0-20180924	TRANS-1,2-DICHLOROETHENE	156-60-5	3	U	UG/L
LC34-DPT0642-048.0-20180924	TRICHLOROETHENE	79-01-6	3	U	UG/L
LC34-DPT0642-048.0-20180924	VINYL CHLORIDE	75-01-4	440		UG/L
LC34-DPT0642-053.0-20180924	1,1,2-TRICHLOROTRIFLUOROETHANE	76-13-1	3	U	UG/L
LC34-DPT0642-053.0-20180924	1,1-DICHLOROETHENE	75-35-4	3	U	UG/L
LC34-DPT0642-053.0-20180924	CIS-1,2-DICHLOROETHENE	156-59-2	45		UG/L
LC34-DPT0642-053.0-20180924	TRANS-1,2-DICHLOROETHENE	156-60-5	3	U	UG/L
LC34-DPT0642-053.0-20180924	TRICHLOROETHENE	79-01-6	3	U	UG/L
LC34-DPT0642-053.0-20180924	VINYL CHLORIDE	75-01-4	390		UG/L
LC34-DPT0642-058.0-20180924	1,1,2-TRICHLOROTRIFLUOROETHANE	76-13-1	3	U	UG/L
LC34-DPT0642-058.0-20180924	1,1-DICHLOROETHENE	75-35-4	3	U	UG/L
LC34-DPT0642-058.0-20180924	CIS-1,2-DICHLOROETHENE	156-59-2	3	U	UG/L
LC34-DPT0642-058.0-20180924	TRANS-1,2-DICHLOROETHENE	156-60-5	3	U	UG/L
LC34-DPT0642-058.0-20180924	TRICHLOROETHENE	79-01-6	3	U	UG/L
LC34-DPT0642-058.0-20180924	VINYL CHLORIDE	75-01-4	12		UG/L
LC34-DPT0642-063.0-20180924	1,1,2-TRICHLOROTRIFLUOROETHANE	76-13-1	3	U	UG/L
LC34-DPT0642-063.0-20180924	1,1-DICHLOROETHENE	75-35-4	3	U	UG/L
LC34-DPT0642-063.0-20180924	CIS-1,2-DICHLOROETHENE	156-59-2	3	U	UG/L
LC34-DPT0642-063.0-20180924	TRANS-1,2-DICHLOROETHENE	156-60-5	3	U	UG/L
LC34-DPT0642-063.0-20180924	TRICHLOROETHENE	79-01-6	3	U	UG/L
LC34-DPT0642-063.0-20180924	VINYL CHLORIDE	75-01-4	8		UG/L
LC34-DPT0642-068.0-20180924	1,1,2-TRICHLOROTRIFLUOROETHANE	76-13-1	1	U	UG/L
LC34-DPT0642-068.0-20180924	1,1-DICHLOROETHENE	75-35-4	1	U	UG/L
LC34-DPT0642-068.0-20180924	CIS-1,2-DICHLOROETHENE	156-59-2	2		UG/L

DPT Results - DNAPL Source Zone
Launch Complex 34, SWMU CC054

Sample_ID	Parameter	CAS	Lab Result	Qualifier	Units
LC34-DPT0642-068.0-20180924	TRANS-1,2-DICHLOROETHENE	156-60-5	1	U	UG/L
LC34-DPT0642-068.0-20180924	TRICHLOROETHENE	79-01-6	1	U	UG/L
LC34-DPT0642-068.0-20180924	VINYL CHLORIDE	75-01-4	21		UG/L
LC34-DPT0642-073.0-20180924	1,1,2-TRICHLOROTRIFLUOROETHANE	76-13-1	1	U	UG/L
LC34-DPT0642-073.0-20180924	1,1-DICHLOROETHENE	75-35-4	1	U	UG/L
LC34-DPT0642-073.0-20180924	CIS-1,2-DICHLOROETHENE	156-59-2	20		UG/L
LC34-DPT0642-073.0-20180924	TRANS-1,2-DICHLOROETHENE	156-60-5	5		UG/L
LC34-DPT0642-073.0-20180924	TRICHLOROETHENE	79-01-6	1	U	UG/L
LC34-DPT0642-073.0-20180924	VINYL CHLORIDE	75-01-4	36		UG/L
LC34-DPT0642-078.0-20180924	1,1,2-TRICHLOROTRIFLUOROETHANE	76-13-1	10	U	UG/L
LC34-DPT0642-078.0-20180924	1,1-DICHLOROETHENE	75-35-4	10	U	UG/L
LC34-DPT0642-078.0-20180924	CIS-1,2-DICHLOROETHENE	156-59-2	940		UG/L
LC34-DPT0642-078.0-20180924	TRANS-1,2-DICHLOROETHENE	156-60-5	29		UG/L
LC34-DPT0642-078.0-20180924	TRICHLOROETHENE	79-01-6	630		UG/L
LC34-DPT0642-078.0-20180924	VINYL CHLORIDE	75-01-4	12		UG/L
LC34-DPT0642-083.0-20180924	1,1,2-TRICHLOROTRIFLUOROETHANE	76-13-1	3	U	UG/L
LC34-DPT0642-083.0-20180924	1,1-DICHLOROETHENE	75-35-4	3	U	UG/L
LC34-DPT0642-083.0-20180924	CIS-1,2-DICHLOROETHENE	156-59-2	63		UG/L
LC34-DPT0642-083.0-20180924	TRANS-1,2-DICHLOROETHENE	156-60-5	3	U	UG/L
LC34-DPT0642-083.0-20180924	TRICHLOROETHENE	79-01-6	12		UG/L
LC34-DPT0642-083.0-20180924	VINYL CHLORIDE	75-01-4	3	U	UG/L
LC34-DPT0642-088.0-20180924	1,1,2-TRICHLOROTRIFLUOROETHANE	76-13-1	3	U	UG/L
LC34-DPT0642-088.0-20180924	1,1-DICHLOROETHENE	75-35-4	3	U	UG/L
LC34-DPT0642-088.0-20180924	CIS-1,2-DICHLOROETHENE	156-59-2	11		UG/L
LC34-DPT0642-088.0-20180924	TRANS-1,2-DICHLOROETHENE	156-60-5	3	U	UG/L
LC34-DPT0642-088.0-20180924	TRICHLOROETHENE	79-01-6	7		UG/L
LC34-DPT0642-088.0-20180924	VINYL CHLORIDE	75-01-4	23		UG/L
LC34-DPT0642-093.0-20180925	1,1,2-TRICHLOROTRIFLUOROETHANE	76-13-1	1	U	UG/L
LC34-DPT0642-093.0-20180925	1,1-DICHLOROETHENE	75-35-4	1	U	UG/L

DPT Results - DNAPL Source Zone
Launch Complex 34, SWMU CC054

Sample_ID	Parameter	CAS	Lab Result	Qualifier	Units
LC34-DPT0642-093.0-20180925	CIS-1,2-DICHLOROETHENE	156-59-2	2		UG/L
LC34-DPT0642-093.0-20180925	TRANS-1,2-DICHLOROETHENE	156-60-5	1	U	UG/L
LC34-DPT0642-093.0-20180925	TRICHLOROETHENE	79-01-6	1		UG/L
LC34-DPT0642-093.0-20180925	VINYL CHLORIDE	75-01-4	22		UG/L
LC34-DPT0642-098.0-20180925	1,1,2-TRICHLOROTRIFLUOROETHANE	76-13-1	1	U	UG/L
LC34-DPT0642-098.0-20180925	1,1-DICHLOROETHENE	75-35-4	1	U	UG/L
LC34-DPT0642-098.0-20180925	CIS-1,2-DICHLOROETHENE	156-59-2	3		UG/L
LC34-DPT0642-098.0-20180925	TRANS-1,2-DICHLOROETHENE	156-60-5	1	U	UG/L
LC34-DPT0642-098.0-20180925	TRICHLOROETHENE	79-01-6	1	U	UG/L
LC34-DPT0642-098.0-20180925	VINYL CHLORIDE	75-01-4	13		UG/L
LC34-DPT0642-103.0-20180925	1,1,2-TRICHLOROTRIFLUOROETHANE	76-13-1	1	U	UG/L
LC34-DPT0642-103.0-20180925	1,1-DICHLOROETHENE	75-35-4	1	U	UG/L
LC34-DPT0642-103.0-20180925	CIS-1,2-DICHLOROETHENE	156-59-2	6		UG/L
LC34-DPT0642-103.0-20180925	TRANS-1,2-DICHLOROETHENE	156-60-5	1	U	UG/L
LC34-DPT0642-103.0-20180925	TRICHLOROETHENE	79-01-6	27		UG/L
LC34-DPT0642-103.0-20180925	VINYL CHLORIDE	75-01-4	14		UG/L
LC34-DPT0643-008.0-20180925	1,1,2-TRICHLOROTRIFLUOROETHANE	76-13-1	1	U	UG/L
LC34-DPT0643-008.0-20180925	1,1-DICHLOROETHENE	75-35-4	1	U	UG/L
LC34-DPT0643-008.0-20180925	CIS-1,2-DICHLOROETHENE	156-59-2	1	U	UG/L
LC34-DPT0643-008.0-20180925	TRANS-1,2-DICHLOROETHENE	156-60-5	1	U	UG/L
LC34-DPT0643-008.0-20180925	TRICHLOROETHENE	79-01-6	1	U	UG/L
LC34-DPT0643-008.0-20180925	VINYL CHLORIDE	75-01-4	1	U	UG/L
LC34-DPT0643-013.0-20180925	1,1,2-TRICHLOROTRIFLUOROETHANE	76-13-1	1	U	UG/L
LC34-DPT0643-013.0-20180925	1,1-DICHLOROETHENE	75-35-4	1	U	UG/L
LC34-DPT0643-013.0-20180925	CIS-1,2-DICHLOROETHENE	156-59-2	1	U	UG/L
LC34-DPT0643-013.0-20180925	TRANS-1,2-DICHLOROETHENE	156-60-5	1	U	UG/L
LC34-DPT0643-013.0-20180925	TRICHLOROETHENE	79-01-6	1	U	UG/L
LC34-DPT0643-013.0-20180925	VINYL CHLORIDE	75-01-4	3		UG/L
LC34-DPT0643-018.0-20180925	1,1,2-TRICHLOROTRIFLUOROETHANE	76-13-1	40	U	UG/L

DPT Results - DNAPL Source Zone
Launch Complex 34, SWMU CC054

Sample_ID	Parameter	CAS	Lab Result	Qualifier	Units
LC34-DPT0643-018.0-20180925	1,1-DICHLOROETHENE	75-35-4	40	U	UG/L
LC34-DPT0643-018.0-20180925	CIS-1,2-DICHLOROETHENE	156-59-2	260		UG/L
LC34-DPT0643-018.0-20180925	TRANS-1,2-DICHLOROETHENE	156-60-5	40	U	UG/L
LC34-DPT0643-018.0-20180925	TRICHLOROETHENE	79-01-6	40	U	UG/L
LC34-DPT0643-018.0-20180925	VINYL CHLORIDE	75-01-4	2900		UG/L
LC34-DPT0643-023.0-20180925	1,1,2-TRICHLOROTRIFLUOROETHANE	76-13-1	40	U	UG/L
LC34-DPT0643-023.0-20180925	1,1-DICHLOROETHENE	75-35-4	40	U	UG/L
LC34-DPT0643-023.0-20180925	CIS-1,2-DICHLOROETHENE	156-59-2	750		UG/L
LC34-DPT0643-023.0-20180925	TRANS-1,2-DICHLOROETHENE	156-60-5	58		UG/L
LC34-DPT0643-023.0-20180925	TRICHLOROETHENE	79-01-6	40	U	UG/L
LC34-DPT0643-023.0-20180925	VINYL CHLORIDE	75-01-4	6700		UG/L
LC34-DPT0643-028.0-20180925	1,1,2-TRICHLOROTRIFLUOROETHANE	76-13-1	40	U	UG/L
LC34-DPT0643-028.0-20180925	1,1-DICHLOROETHENE	75-35-4	40	U	UG/L
LC34-DPT0643-028.0-20180925	CIS-1,2-DICHLOROETHENE	156-59-2	70		UG/L
LC34-DPT0643-028.0-20180925	TRANS-1,2-DICHLOROETHENE	156-60-5	110		UG/L
LC34-DPT0643-028.0-20180925	TRICHLOROETHENE	79-01-6	40	U	UG/L
LC34-DPT0643-028.0-20180925	VINYL CHLORIDE	75-01-4	12700	J	UG/L
LC34-DPT0643-033.0-20180925	1,1,2-TRICHLOROTRIFLUOROETHANE	76-13-1	290	U	UG/L
LC34-DPT0643-033.0-20180925	1,1-DICHLOROETHENE	75-35-4	290	U	UG/L
LC34-DPT0643-033.0-20180925	CIS-1,2-DICHLOROETHENE	156-59-2	290	U	UG/L
LC34-DPT0643-033.0-20180925	TRANS-1,2-DICHLOROETHENE	156-60-5	290	U	UG/L
LC34-DPT0643-033.0-20180925	TRICHLOROETHENE	79-01-6	290	U	UG/L
LC34-DPT0643-033.0-20180925	VINYL CHLORIDE	75-01-4	32700		UG/L
LC34-DPT0643-038.0-20180925	1,1,2-TRICHLOROTRIFLUOROETHANE	76-13-1	20	U	UG/L
LC34-DPT0643-038.0-20180925	1,1-DICHLOROETHENE	75-35-4	20	U	UG/L
LC34-DPT0643-038.0-20180925	CIS-1,2-DICHLOROETHENE	156-59-2	20	U	UG/L
LC34-DPT0643-038.0-20180925	TRANS-1,2-DICHLOROETHENE	156-60-5	20	U	UG/L
LC34-DPT0643-038.0-20180925	TRICHLOROETHENE	79-01-6	20	U	UG/L
LC34-DPT0643-038.0-20180925	VINYL CHLORIDE	75-01-4	5000		UG/L

DPT Results - DNAPL Source Zone
Launch Complex 34, SWMU CC054

Sample_ID	Parameter	CAS	Lab Result	Qualifier	Units
LC34-DPT0643-043.0-20180925	1,1,2-TRICHLOROTRIFLUOROETHANE	76-13-1	3	U	UG/L
LC34-DPT0643-043.0-20180925	1,1-DICHLOROETHENE	75-35-4	3	U	UG/L
LC34-DPT0643-043.0-20180925	CIS-1,2-DICHLOROETHENE	156-59-2	3	U	UG/L
LC34-DPT0643-043.0-20180925	TRANS-1,2-DICHLOROETHENE	156-60-5	3	U	UG/L
LC34-DPT0643-043.0-20180925	TRICHLOROETHENE	79-01-6	3	U	UG/L
LC34-DPT0643-043.0-20180925	VINYL CHLORIDE	75-01-4	33		UG/L
LC34-DPT0643-048.0-20180925	1,1,2-TRICHLOROTRIFLUOROETHANE	76-13-1	1	U	UG/L
LC34-DPT0643-048.0-20180925	1,1-DICHLOROETHENE	75-35-4	1	U	UG/L
LC34-DPT0643-048.0-20180925	CIS-1,2-DICHLOROETHENE	156-59-2	1	U	UG/L
LC34-DPT0643-048.0-20180925	TRANS-1,2-DICHLOROETHENE	156-60-5	1	U	UG/L
LC34-DPT0643-048.0-20180925	TRICHLOROETHENE	79-01-6	1	U	UG/L
LC34-DPT0643-048.0-20180925	VINYL CHLORIDE	75-01-4	3		UG/L
LC34-DPT0643-053.0-20180925	1,1,2-TRICHLOROTRIFLUOROETHANE	76-13-1	1	U	UG/L
LC34-DPT0643-053.0-20180925	1,1-DICHLOROETHENE	75-35-4	1	U	UG/L
LC34-DPT0643-053.0-20180925	CIS-1,2-DICHLOROETHENE	156-59-2	1	U	UG/L
LC34-DPT0643-053.0-20180925	TRANS-1,2-DICHLOROETHENE	156-60-5	1	U	UG/L
LC34-DPT0643-053.0-20180925	TRICHLOROETHENE	79-01-6	1	U	UG/L
LC34-DPT0643-053.0-20180925	VINYL CHLORIDE	75-01-4	6		UG/L
LC34-DPT0643-058.0-20180925	1,1,2-TRICHLOROTRIFLUOROETHANE	76-13-1	1	U	UG/L
LC34-DPT0643-058.0-20180925	1,1-DICHLOROETHENE	75-35-4	1	U	UG/L
LC34-DPT0643-058.0-20180925	CIS-1,2-DICHLOROETHENE	156-59-2	1	U	UG/L
LC34-DPT0643-058.0-20180925	TRANS-1,2-DICHLOROETHENE	156-60-5	1	U	UG/L
LC34-DPT0643-058.0-20180925	TRICHLOROETHENE	79-01-6	1	U	UG/L
LC34-DPT0643-058.0-20180925	VINYL CHLORIDE	75-01-4	4		UG/L
LC34-DPT0643-063.0-20180925	1,1,2-TRICHLOROTRIFLUOROETHANE	76-13-1	1	U	UG/L
LC34-DPT0643-063.0-20180925	1,1-DICHLOROETHENE	75-35-4	1	U	UG/L
LC34-DPT0643-063.0-20180925	CIS-1,2-DICHLOROETHENE	156-59-2	27		UG/L
LC34-DPT0643-063.0-20180925	TRANS-1,2-DICHLOROETHENE	156-60-5	4		UG/L
LC34-DPT0643-063.0-20180925	TRICHLOROETHENE	79-01-6	1	U	UG/L

DPT Results - DNAPL Source Zone
Launch Complex 34, SWMU CC054

Sample_ID	Parameter	CAS	Lab Result	Qualifier	Units
LC34-DPT0643-063.0-20180925	VINYL CHLORIDE	75-01-4	230		UG/L
LC34-DPT0643-068.0-20180925	1,1,2-TRICHLOROTRIFLUOROETHANE	76-13-1	1	U	UG/L
LC34-DPT0643-068.0-20180925	1,1-DICHLOROETHENE	75-35-4	1	U	UG/L
LC34-DPT0643-068.0-20180925	CIS-1,2-DICHLOROETHENE	156-59-2	1	U	UG/L
LC34-DPT0643-068.0-20180925	TRANS-1,2-DICHLOROETHENE	156-60-5	1	U	UG/L
LC34-DPT0643-068.0-20180925	TRICHLOROETHENE	79-01-6	1	U	UG/L
LC34-DPT0643-068.0-20180925	VINYL CHLORIDE	75-01-4	9		UG/L
LC34-DPT0643-073.0-20180925	1,1,2-TRICHLOROTRIFLUOROETHANE	76-13-1	1	U	UG/L
LC34-DPT0643-073.0-20180925	1,1-DICHLOROETHENE	75-35-4	1	U	UG/L
LC34-DPT0643-073.0-20180925	CIS-1,2-DICHLOROETHENE	156-59-2	18		UG/L
LC34-DPT0643-073.0-20180925	TRANS-1,2-DICHLOROETHENE	156-60-5	2		UG/L
LC34-DPT0643-073.0-20180925	TRICHLOROETHENE	79-01-6	1	U	UG/L
LC34-DPT0643-073.0-20180925	VINYL CHLORIDE	75-01-4	10		UG/L
LC34-DPT0643-078.0-20180925	1,1,2-TRICHLOROTRIFLUOROETHANE	76-13-1	3	U	UG/L
LC34-DPT0643-078.0-20180925	1,1-DICHLOROETHENE	75-35-4	3	U	UG/L
LC34-DPT0643-078.0-20180925	CIS-1,2-DICHLOROETHENE	156-59-2	340		UG/L
LC34-DPT0643-078.0-20180925	TRANS-1,2-DICHLOROETHENE	156-60-5	3	U	UG/L
LC34-DPT0643-078.0-20180925	TRICHLOROETHENE	79-01-6	9		UG/L
LC34-DPT0643-078.0-20180925	VINYL CHLORIDE	75-01-4	3	U	UG/L
LC34-DPT0643-083.0-20180925	1,1,2-TRICHLOROTRIFLUOROETHANE	76-13-1	2	U	UG/L
LC34-DPT0643-083.0-20180925	1,1-DICHLOROETHENE	75-35-4	2	U	UG/L
LC34-DPT0643-083.0-20180925	CIS-1,2-DICHLOROETHENE	156-59-2	2	U	UG/L
LC34-DPT0643-083.0-20180925	TRANS-1,2-DICHLOROETHENE	156-60-5	2	U	UG/L
LC34-DPT0643-083.0-20180925	TRICHLOROETHENE	79-01-6	2	U	UG/L
LC34-DPT0643-083.0-20180925	VINYL CHLORIDE	75-01-4	2	U	UG/L
LC34-DPT0643-088.0-20180925	1,1,2-TRICHLOROTRIFLUOROETHANE	76-13-1	3	U	UG/L
LC34-DPT0643-088.0-20180925	1,1-DICHLOROETHENE	75-35-4	3	U	UG/L
LC34-DPT0643-088.0-20180925	CIS-1,2-DICHLOROETHENE	156-59-2	3	U	UG/L
LC34-DPT0643-088.0-20180925	TRANS-1,2-DICHLOROETHENE	156-60-5	3	U	UG/L

DPT Results - DNAPL Source Zone
Launch Complex 34, SWMU CC054

Sample_ID	Parameter	CAS	Lab Result	Qualifier	Units
LC34-DPT0643-088.0-20180925	TRICHLOROETHENE	79-01-6	3	U	UG/L
LC34-DPT0643-088.0-20180925	VINYL CHLORIDE	75-01-4	280		UG/L
LC34-DPT0643-093.0-20180926	1,1,2-TRICHLOROTRIFLUOROETHANE	76-13-1	3	U	UG/L
LC34-DPT0643-093.0-20180926	1,1-DICHLOROETHENE	75-35-4	3	U	UG/L
LC34-DPT0643-093.0-20180926	CIS-1,2-DICHLOROETHENE	156-59-2	8		UG/L
LC34-DPT0643-093.0-20180926	TRANS-1,2-DICHLOROETHENE	156-60-5	3	U	UG/L
LC34-DPT0643-093.0-20180926	TRICHLOROETHENE	79-01-6	3	U	UG/L
LC34-DPT0643-093.0-20180926	VINYL CHLORIDE	75-01-4	290		UG/L
LC34-DPT0643-098.0-20180926	1,1,2-TRICHLOROTRIFLUOROETHANE	76-13-1	1	U	UG/L
LC34-DPT0643-098.0-20180926	1,1-DICHLOROETHENE	75-35-4	1	U	UG/L
LC34-DPT0643-098.0-20180926	CIS-1,2-DICHLOROETHENE	156-59-2	1	U	UG/L
LC34-DPT0643-098.0-20180926	TRANS-1,2-DICHLOROETHENE	156-60-5	1	U	UG/L
LC34-DPT0643-098.0-20180926	TRICHLOROETHENE	79-01-6	1	U	UG/L
LC34-DPT0643-098.0-20180926	VINYL CHLORIDE	75-01-4	9		UG/L
LC34-DPT0643-103.0-20180926	1,1,2-TRICHLOROTRIFLUOROETHANE	76-13-1	1	U	UG/L
LC34-DPT0643-103.0-20180926	1,1-DICHLOROETHENE	75-35-4	1	U	UG/L
LC34-DPT0643-103.0-20180926	CIS-1,2-DICHLOROETHENE	156-59-2	3		UG/L
LC34-DPT0643-103.0-20180926	TRANS-1,2-DICHLOROETHENE	156-60-5	1	U	UG/L
LC34-DPT0643-103.0-20180926	TRICHLOROETHENE	79-01-6	1	U	UG/L
LC34-DPT0643-103.0-20180926	VINYL CHLORIDE	75-01-4	30		UG/L
LC34-DPT0644-008.0-20180926	1,1,2-TRICHLOROTRIFLUOROETHANE	76-13-1	1	U	UG/L
LC34-DPT0644-008.0-20180926	1,1-DICHLOROETHENE	75-35-4	1	U	UG/L
LC34-DPT0644-008.0-20180926	CIS-1,2-DICHLOROETHENE	156-59-2	1	U	UG/L
LC34-DPT0644-008.0-20180926	TRANS-1,2-DICHLOROETHENE	156-60-5	1	U	UG/L
LC34-DPT0644-008.0-20180926	TRICHLOROETHENE	79-01-6	1	U	UG/L
LC34-DPT0644-008.0-20180926	VINYL CHLORIDE	75-01-4	1	U	UG/L
LC34-DPT0644-013.0-20180926	1,1,2-TRICHLOROTRIFLUOROETHANE	76-13-1	1	U	UG/L
LC34-DPT0644-013.0-20180926	1,1-DICHLOROETHENE	75-35-4	1	U	UG/L
LC34-DPT0644-013.0-20180926	CIS-1,2-DICHLOROETHENE	156-59-2	3		UG/L

DPT Results - DNAPL Source Zone
Launch Complex 34, SWMU CC054

Sample_ID	Parameter	CAS	Lab Result	Qualifier	Units
LC34-DPT0644-013.0-20180926	TRANS-1,2-DICHLOROETHENE	156-60-5	1	U	UG/L
LC34-DPT0644-013.0-20180926	TRICHLOROETHENE	79-01-6	1	U	UG/L
LC34-DPT0644-013.0-20180926	VINYL CHLORIDE	75-01-4	30		UG/L
LC34-DPT0644-018.0-20180926	1,1,2-TRICHLOROTRIFLUOROETHANE	76-13-1	2	U	UG/L
LC34-DPT0644-018.0-20180926	1,1-DICHLOROETHENE	75-35-4	2	U	UG/L
LC34-DPT0644-018.0-20180926	CIS-1,2-DICHLOROETHENE	156-59-2	130		UG/L
LC34-DPT0644-018.0-20180926	TRANS-1,2-DICHLOROETHENE	156-60-5	2	U	UG/L
LC34-DPT0644-018.0-20180926	TRICHLOROETHENE	79-01-6	2	U	UG/L
LC34-DPT0644-018.0-20180926	VINYL CHLORIDE	75-01-4	230		UG/L
LC34-DPT0644-023.0-20180926	1,1,2-TRICHLOROTRIFLUOROETHANE	76-13-1	10	U	UG/L
LC34-DPT0644-023.0-20180926	1,1-DICHLOROETHENE	75-35-4	10	U	UG/L
LC34-DPT0644-023.0-20180926	CIS-1,2-DICHLOROETHENE	156-59-2	240		UG/L
LC34-DPT0644-023.0-20180926	TRANS-1,2-DICHLOROETHENE	156-60-5	12		UG/L
LC34-DPT0644-023.0-20180926	TRICHLOROETHENE	79-01-6	10	U	UG/L
LC34-DPT0644-023.0-20180926	VINYL CHLORIDE	75-01-4	1600		UG/L
LC34-DPT0644-028.0-20180926	1,1,2-TRICHLOROTRIFLUOROETHANE	76-13-1	3	U	UG/L
LC34-DPT0644-028.0-20180926	1,1-DICHLOROETHENE	75-35-4	3	U	UG/L
LC34-DPT0644-028.0-20180926	CIS-1,2-DICHLOROETHENE	156-59-2	160		UG/L
LC34-DPT0644-028.0-20180926	TRANS-1,2-DICHLOROETHENE	156-60-5	30		UG/L
LC34-DPT0644-028.0-20180926	TRICHLOROETHENE	79-01-6	3	U	UG/L
LC34-DPT0644-028.0-20180926	VINYL CHLORIDE	75-01-4	1100		UG/L
LC34-DPT0644-033.0-20180926	1,1,2-TRICHLOROTRIFLUOROETHANE	76-13-1	100	U	UG/L
LC34-DPT0644-033.0-20180926	1,1-DICHLOROETHENE	75-35-4	100	U	UG/L
LC34-DPT0644-033.0-20180926	CIS-1,2-DICHLOROETHENE	156-59-2	7000		UG/L
LC34-DPT0644-033.0-20180926	TRANS-1,2-DICHLOROETHENE	156-60-5	240		UG/L
LC34-DPT0644-033.0-20180926	TRICHLOROETHENE	79-01-6	100	U	UG/L
LC34-DPT0644-033.0-20180926	VINYL CHLORIDE	75-01-4	13300		UG/L
LC34-DPT0644-038.0-20180926	1,1,2-TRICHLOROTRIFLUOROETHANE	76-13-1	290	U	UG/L
LC34-DPT0644-038.0-20180926	1,1-DICHLOROETHENE	75-35-4	290	U	UG/L

DPT Results - DNAPL Source Zone
Launch Complex 34, SWMU CC054

Sample_ID	Parameter	CAS	Lab Result	Qualifier	Units
LC34-DPT0644-038.0-20180926	CIS-1,2-DICHLOROETHENE	156-59-2	9000		UG/L
LC34-DPT0644-038.0-20180926	TRANS-1,2-DICHLOROETHENE	156-60-5	320		UG/L
LC34-DPT0644-038.0-20180926	TRICHLOROETHENE	79-01-6	290	U	UG/L
LC34-DPT0644-038.0-20180926	VINYL CHLORIDE	75-01-4	36600		UG/L
LC34-DPT0644-043.0-20180926	1,1,2-TRICHLOROTRIFLUOROETHANE	76-13-1	20	U	UG/L
LC34-DPT0644-043.0-20180926	1,1-DICHLOROETHENE	75-35-4	20	U	UG/L
LC34-DPT0644-043.0-20180926	CIS-1,2-DICHLOROETHENE	156-59-2	820		UG/L
LC34-DPT0644-043.0-20180926	TRANS-1,2-DICHLOROETHENE	156-60-5	20	U	UG/L
LC34-DPT0644-043.0-20180926	TRICHLOROETHENE	79-01-6	20	U	UG/L
LC34-DPT0644-043.0-20180926	VINYL CHLORIDE	75-01-4	670		UG/L
LC34-DPT0644-048.0-20180926	1,1,2-TRICHLOROTRIFLUOROETHANE	76-13-1	3	U	UG/L
LC34-DPT0644-048.0-20180926	1,1-DICHLOROETHENE	75-35-4	3	U	UG/L
LC34-DPT0644-048.0-20180926	CIS-1,2-DICHLOROETHENE	156-59-2	84		UG/L
LC34-DPT0644-048.0-20180926	TRANS-1,2-DICHLOROETHENE	156-60-5	3	U	UG/L
LC34-DPT0644-048.0-20180926	TRICHLOROETHENE	79-01-6	3	U	UG/L
LC34-DPT0644-048.0-20180926	VINYL CHLORIDE	75-01-4	11		UG/L
LC34-DPT0644-053.0-20180926	1,1,2-TRICHLOROTRIFLUOROETHANE	76-13-1	3	U	UG/L
LC34-DPT0644-053.0-20180926	1,1-DICHLOROETHENE	75-35-4	3	U	UG/L
LC34-DPT0644-053.0-20180926	CIS-1,2-DICHLOROETHENE	156-59-2	6		UG/L
LC34-DPT0644-053.0-20180926	TRANS-1,2-DICHLOROETHENE	156-60-5	3	U	UG/L
LC34-DPT0644-053.0-20180926	TRICHLOROETHENE	79-01-6	3	U	UG/L
LC34-DPT0644-053.0-20180926	VINYL CHLORIDE	75-01-4	9		UG/L
LC34-DPT0644-058.0-20180926	1,1,2-TRICHLOROTRIFLUOROETHANE	76-13-1	3	U	UG/L
LC34-DPT0644-058.0-20180926	1,1-DICHLOROETHENE	75-35-4	3	U	UG/L
LC34-DPT0644-058.0-20180926	CIS-1,2-DICHLOROETHENE	156-59-2	78		UG/L
LC34-DPT0644-058.0-20180926	TRANS-1,2-DICHLOROETHENE	156-60-5	3	U	UG/L
LC34-DPT0644-058.0-20180926	TRICHLOROETHENE	79-01-6	3	U	UG/L
LC34-DPT0644-058.0-20180926	VINYL CHLORIDE	75-01-4	88		UG/L
LC34-DPT0644-063.0-20180926	1,1,2-TRICHLOROTRIFLUOROETHANE	76-13-1	3	U	UG/L

DPT Results - DNAPL Source Zone
Launch Complex 34, SWMU CC054

Sample_ID	Parameter	CAS	Lab Result	Qualifier	Units
LC34-DPT0644-063.0-20180926	1,1-DICHLOROETHENE	75-35-4	3	U	UG/L
LC34-DPT0644-063.0-20180926	CIS-1,2-DICHLOROETHENE	156-59-2	150		UG/L
LC34-DPT0644-063.0-20180926	TRANS-1,2-DICHLOROETHENE	156-60-5	3	U	UG/L
LC34-DPT0644-063.0-20180926	TRICHLOROETHENE	79-01-6	3	U	UG/L
LC34-DPT0644-063.0-20180926	VINYL CHLORIDE	75-01-4	150		UG/L
LC34-DPT0644-068.0-20180927	1,1,2-TRICHLOROTRIFLUOROETHANE	76-13-1	3	U	UG/L
LC34-DPT0644-068.0-20180927	1,1-DICHLOROETHENE	75-35-4	3	U	UG/L
LC34-DPT0644-068.0-20180927	CIS-1,2-DICHLOROETHENE	156-59-2	280		UG/L
LC34-DPT0644-068.0-20180927	TRANS-1,2-DICHLOROETHENE	156-60-5	5		UG/L
LC34-DPT0644-068.0-20180927	TRICHLOROETHENE	79-01-6	3	U	UG/L
LC34-DPT0644-068.0-20180927	VINYL CHLORIDE	75-01-4	160		UG/L
LC34-DPT0644-073.0-20180927	1,1,2-TRICHLOROTRIFLUOROETHANE	76-13-1	3	U	UG/L
LC34-DPT0644-073.0-20180927	1,1-DICHLOROETHENE	75-35-4	47		UG/L
LC34-DPT0644-073.0-20180927	CIS-1,2-DICHLOROETHENE	156-59-2	7900		UG/L
LC34-DPT0644-073.0-20180927	TRANS-1,2-DICHLOROETHENE	156-60-5	170		UG/L
LC34-DPT0644-073.0-20180927	TRICHLOROETHENE	79-01-6	31500		UG/L
LC34-DPT0644-073.0-20180927	VINYL CHLORIDE	75-01-4	17		UG/L
LC34-DPT0644-078.0-20180927	1,1,2-TRICHLOROTRIFLUOROETHANE	76-13-1	3	U	UG/L
LC34-DPT0644-078.0-20180927	1,1-DICHLOROETHENE	75-35-4	3	U	UG/L
LC34-DPT0644-078.0-20180927	CIS-1,2-DICHLOROETHENE	156-59-2	44		UG/L
LC34-DPT0644-078.0-20180927	TRANS-1,2-DICHLOROETHENE	156-60-5	3	U	UG/L
LC34-DPT0644-078.0-20180927	TRICHLOROETHENE	79-01-6	130		UG/L
LC34-DPT0644-078.0-20180927	VINYL CHLORIDE	75-01-4	11		UG/L
LC34-DPT0644-083.0-20180927	1,1,2-TRICHLOROTRIFLUOROETHANE	76-13-1	10	U	UG/L
LC34-DPT0644-083.0-20180927	1,1-DICHLOROETHENE	75-35-4	10	U	UG/L
LC34-DPT0644-083.0-20180927	CIS-1,2-DICHLOROETHENE	156-59-2	110		UG/L
LC34-DPT0644-083.0-20180927	TRANS-1,2-DICHLOROETHENE	156-60-5	10	U	UG/L
LC34-DPT0644-083.0-20180927	TRICHLOROETHENE	79-01-6	230		UG/L
LC34-DPT0644-083.0-20180927	VINYL CHLORIDE	75-01-4	33		UG/L

DPT Results - DNAPL Source Zone
Launch Complex 34, SWMU CC054

Sample_ID	Parameter	CAS	Lab Result	Qualifier	Units
LC34-DPT0644-088.0-20180927	1,1,2-TRICHLOROTRIFLUOROETHANE	76-13-1	40	U	UG/L
LC34-DPT0644-088.0-20180927	1,1-DICHLOROETHENE	75-35-4	40	U	UG/L
LC34-DPT0644-088.0-20180927	CIS-1,2-DICHLOROETHENE	156-59-2	870		UG/L
LC34-DPT0644-088.0-20180927	TRANS-1,2-DICHLOROETHENE	156-60-5	40	U	UG/L
LC34-DPT0644-088.0-20180927	TRICHLOROETHENE	79-01-6	6300		UG/L
LC34-DPT0644-088.0-20180927	VINYL CHLORIDE	75-01-4	52		UG/L
LC34-DPT0644-093.0-20180927	1,1,2-TRICHLOROTRIFLUOROETHANE	76-13-1	5	U	UG/L
LC34-DPT0644-093.0-20180927	1,1-DICHLOROETHENE	75-35-4	5	U	UG/L
LC34-DPT0644-093.0-20180927	CIS-1,2-DICHLOROETHENE	156-59-2	520		UG/L
LC34-DPT0644-093.0-20180927	TRANS-1,2-DICHLOROETHENE	156-60-5	10		UG/L
LC34-DPT0644-093.0-20180927	TRICHLOROETHENE	79-01-6	110		UG/L
LC34-DPT0644-093.0-20180927	VINYL CHLORIDE	75-01-4	260		UG/L
LC34-DPT0644-098.0-20180927	1,1,2-TRICHLOROTRIFLUOROETHANE	76-13-1	1	U	UG/L
LC34-DPT0644-098.0-20180927	1,1-DICHLOROETHENE	75-35-4	1	U	UG/L
LC34-DPT0644-098.0-20180927	CIS-1,2-DICHLOROETHENE	156-59-2	23		UG/L
LC34-DPT0644-098.0-20180927	TRANS-1,2-DICHLOROETHENE	156-60-5	2		UG/L
LC34-DPT0644-098.0-20180927	TRICHLOROETHENE	79-01-6	25		UG/L
LC34-DPT0644-098.0-20180927	VINYL CHLORIDE	75-01-4	11		UG/L
LC34-DPT0645-008.0-20180927	1,1,2-TRICHLOROTRIFLUOROETHANE	76-13-1	1	U	UG/L
LC34-DPT0645-008.0-20180927	1,1-DICHLOROETHENE	75-35-4	1	U	UG/L
LC34-DPT0645-008.0-20180927	CIS-1,2-DICHLOROETHENE	156-59-2	2		UG/L
LC34-DPT0645-008.0-20180927	TRANS-1,2-DICHLOROETHENE	156-60-5	1	U	UG/L
LC34-DPT0645-008.0-20180927	TRICHLOROETHENE	79-01-6	1	U	UG/L
LC34-DPT0645-008.0-20180927	VINYL CHLORIDE	75-01-4	11		UG/L
LC34-DPT0645-013.0-20180927	1,1,2-TRICHLOROTRIFLUOROETHANE	76-13-1	1	U	UG/L
LC34-DPT0645-013.0-20180927	1,1-DICHLOROETHENE	75-35-4	1	U	UG/L
LC34-DPT0645-013.0-20180927	CIS-1,2-DICHLOROETHENE	156-59-2	1	U	UG/L
LC34-DPT0645-013.0-20180927	TRANS-1,2-DICHLOROETHENE	156-60-5	1	U	UG/L
LC34-DPT0645-013.0-20180927	TRICHLOROETHENE	79-01-6	1	U	UG/L

DPT Results - DNAPL Source Zone
Launch Complex 34, SWMU CC054

Sample_ID	Parameter	CAS	Lab Result	Qualifier	Units
LC34-DPT0645-013.0-20180927	VINYL CHLORIDE	75-01-4	6		UG/L
LC34-DPT0645-018.0-20180927	1,1,2-TRICHLOROTRIFLUOROETHANE	76-13-1	1	U	UG/L
LC34-DPT0645-018.0-20180927	1,1-DICHLOROETHENE	75-35-4	1	U	UG/L
LC34-DPT0645-018.0-20180927	CIS-1,2-DICHLOROETHENE	156-59-2	4		UG/L
LC34-DPT0645-018.0-20180927	TRANS-1,2-DICHLOROETHENE	156-60-5	1		UG/L
LC34-DPT0645-018.0-20180927	TRICHLOROETHENE	79-01-6	1	U	UG/L
LC34-DPT0645-018.0-20180927	VINYL CHLORIDE	75-01-4	25		UG/L
LC34-DPT0645-023.0-20180927	1,1,2-TRICHLOROTRIFLUOROETHANE	76-13-1	3	U	UG/L
LC34-DPT0645-023.0-20180927	1,1-DICHLOROETHENE	75-35-4	3	U	UG/L
LC34-DPT0645-023.0-20180927	CIS-1,2-DICHLOROETHENE	156-59-2	35		UG/L
LC34-DPT0645-023.0-20180927	TRANS-1,2-DICHLOROETHENE	156-60-5	3	U	UG/L
LC34-DPT0645-023.0-20180927	TRICHLOROETHENE	79-01-6	3	U	UG/L
LC34-DPT0645-023.0-20180927	VINYL CHLORIDE	75-01-4	300		UG/L
LC34-DPT0645-028.0-20180927	1,1,2-TRICHLOROTRIFLUOROETHANE	76-13-1	3	U	UG/L
LC34-DPT0645-028.0-20180927	1,1-DICHLOROETHENE	75-35-4	3	U	UG/L
LC34-DPT0645-028.0-20180927	CIS-1,2-DICHLOROETHENE	156-59-2	3	U	UG/L
LC34-DPT0645-028.0-20180927	TRANS-1,2-DICHLOROETHENE	156-60-5	53		UG/L
LC34-DPT0645-028.0-20180927	TRICHLOROETHENE	79-01-6	3	U	UG/L
LC34-DPT0645-028.0-20180927	VINYL CHLORIDE	75-01-4	4400		UG/L
LC34-DPT0645-033.0-20180927	1,1,2-TRICHLOROTRIFLUOROETHANE	76-13-1	10	U	UG/L
LC34-DPT0645-033.0-20180927	1,1-DICHLOROETHENE	75-35-4	10	U	UG/L
LC34-DPT0645-033.0-20180927	CIS-1,2-DICHLOROETHENE	156-59-2	480		UG/L
LC34-DPT0645-033.0-20180927	TRANS-1,2-DICHLOROETHENE	156-60-5	160		UG/L
LC34-DPT0645-033.0-20180927	TRICHLOROETHENE	79-01-6	10	U	UG/L
LC34-DPT0645-033.0-20180927	VINYL CHLORIDE	75-01-4	5100		UG/L
LC34-DPT0645-038.0-20180927	1,1,2-TRICHLOROTRIFLUOROETHANE	76-13-1	100	U	UG/L
LC34-DPT0645-038.0-20180927	1,1-DICHLOROETHENE	75-35-4	100	U	UG/L
LC34-DPT0645-038.0-20180927	CIS-1,2-DICHLOROETHENE	156-59-2	47900		UG/L
LC34-DPT0645-038.0-20180927	TRANS-1,2-DICHLOROETHENE	156-60-5	1800		UG/L

DPT Results - DNAPL Source Zone
Launch Complex 34, SWMU CC054

Sample_ID	Parameter	CAS	Lab Result	Qualifier	Units
LC34-DPT0645-038.0-20180927	TRICHLOROETHENE	79-01-6	100	U	UG/L
LC34-DPT0645-038.0-20180927	VINYL CHLORIDE	75-01-4	42900		UG/L
LC34-DPT0645-043.0-20180927	1,1,2-TRICHLOROTRIFLUOROETHANE	76-13-1	290	U	UG/L
LC34-DPT0645-043.0-20180927	1,1-DICHLOROETHENE	75-35-4	290	U	UG/L
LC34-DPT0645-043.0-20180927	CIS-1,2-DICHLOROETHENE	156-59-2	11200		UG/L
LC34-DPT0645-043.0-20180927	TRANS-1,2-DICHLOROETHENE	156-60-5	440		UG/L
LC34-DPT0645-043.0-20180927	TRICHLOROETHENE	79-01-6	290	U	UG/L
LC34-DPT0645-043.0-20180927	VINYL CHLORIDE	75-01-4	23600		UG/L
LC34-DPT0645-048.0-20180927	1,1,2-TRICHLOROTRIFLUOROETHANE	76-13-1	20	U	UG/L
LC34-DPT0645-048.0-20180927	1,1-DICHLOROETHENE	75-35-4	20	U	UG/L
LC34-DPT0645-048.0-20180927	CIS-1,2-DICHLOROETHENE	156-59-2	880		UG/L
LC34-DPT0645-048.0-20180927	TRANS-1,2-DICHLOROETHENE	156-60-5	20	U	UG/L
LC34-DPT0645-048.0-20180927	TRICHLOROETHENE	79-01-6	20	U	UG/L
LC34-DPT0645-048.0-20180927	VINYL CHLORIDE	75-01-4	2300		UG/L
LC34-DPT0645-053.0-20180927	1,1,2-TRICHLOROTRIFLUOROETHANE	76-13-1	100	U	UG/L
LC34-DPT0645-053.0-20180927	1,1-DICHLOROETHENE	75-35-4	100	U	UG/L
LC34-DPT0645-053.0-20180927	CIS-1,2-DICHLOROETHENE	156-59-2	3600		UG/L
LC34-DPT0645-053.0-20180927	TRANS-1,2-DICHLOROETHENE	156-60-5	110		UG/L
LC34-DPT0645-053.0-20180927	TRICHLOROETHENE	79-01-6	100	U	UG/L
LC34-DPT0645-053.0-20180927	VINYL CHLORIDE	75-01-4	12700		UG/L
LC34-DPT0645-058.0-20180927	1,1,2-TRICHLOROTRIFLUOROETHANE	76-13-1	40	U	UG/L
LC34-DPT0645-058.0-20180927	1,1-DICHLOROETHENE	75-35-4	40	U	UG/L
LC34-DPT0645-058.0-20180927	CIS-1,2-DICHLOROETHENE	156-59-2	4200		UG/L
LC34-DPT0645-058.0-20180927	TRANS-1,2-DICHLOROETHENE	156-60-5	40	U	UG/L
LC34-DPT0645-058.0-20180927	TRICHLOROETHENE	79-01-6	78		UG/L
LC34-DPT0645-058.0-20180927	VINYL CHLORIDE	75-01-4	900		UG/L
LC34-DPT0645-063.0-20180927	1,1,2-TRICHLOROTRIFLUOROETHANE	76-13-1	10	U	UG/L
LC34-DPT0645-063.0-20180927	1,1-DICHLOROETHENE	75-35-4	10	U	UG/L
LC34-DPT0645-063.0-20180927	CIS-1,2-DICHLOROETHENE	156-59-2	200		UG/L

DPT Results - DNAPL Source Zone
Launch Complex 34, SWMU CC054

Sample_ID	Parameter	CAS	Lab Result	Qualifier	Units
LC34-DPT0645-063.0-20180927	TRANS-1,2-DICHLOROETHENE	156-60-5	10	U	UG/L
LC34-DPT0645-063.0-20180927	TRICHLOROETHENE	79-01-6	10	U	UG/L
LC34-DPT0645-063.0-20180927	VINYL CHLORIDE	75-01-4	620		UG/L
LC34-DPT0645-068.0-20180927	1,1,2-TRICHLOROTRIFLUOROETHANE	76-13-1	10	U	UG/L
LC34-DPT0645-068.0-20180927	1,1-DICHLOROETHENE	75-35-4	10	U	UG/L
LC34-DPT0645-068.0-20180927	CIS-1,2-DICHLOROETHENE	156-59-2	130		UG/L
LC34-DPT0645-068.0-20180927	TRANS-1,2-DICHLOROETHENE	156-60-5	10	U	UG/L
LC34-DPT0645-068.0-20180927	TRICHLOROETHENE	79-01-6	740		UG/L
LC34-DPT0645-068.0-20180927	VINYL CHLORIDE	75-01-4	52		UG/L
LC34-DPT0645-073.0-20180927	1,1,2-TRICHLOROTRIFLUOROETHANE	76-13-1	290	U	UG/L
LC34-DPT0645-073.0-20180927	1,1-DICHLOROETHENE	75-35-4	290	U	UG/L
LC34-DPT0645-073.0-20180927	CIS-1,2-DICHLOROETHENE	156-59-2	1900		UG/L
LC34-DPT0645-073.0-20180927	TRANS-1,2-DICHLOROETHENE	156-60-5	290	U	UG/L
LC34-DPT0645-073.0-20180927	TRICHLOROETHENE	79-01-6	34900		UG/L
LC34-DPT0645-073.0-20180927	VINYL CHLORIDE	75-01-4	290	U	UG/L
LC34-DPT0645-078.0-20180928	1,1,2-TRICHLOROTRIFLUOROETHANE	76-13-1	290	U	UG/L
LC34-DPT0645-078.0-20180928	1,1-DICHLOROETHENE	75-35-4	290	U	UG/L
LC34-DPT0645-078.0-20180928	CIS-1,2-DICHLOROETHENE	156-59-2	24100		UG/L
LC34-DPT0645-078.0-20180928	TRANS-1,2-DICHLOROETHENE	156-60-5	290	U	UG/L
LC34-DPT0645-078.0-20180928	TRICHLOROETHENE	79-01-6	692000	J	UG/L
LC34-DPT0645-078.0-20180928	VINYL CHLORIDE	75-01-4	290	U	UG/L
LC34-DPT0645-083.0-20180928	1,1,2-TRICHLOROTRIFLUOROETHANE	76-13-1	1000	U	UG/L
LC34-DPT0645-083.0-20180928	1,1-DICHLOROETHENE	75-35-4	1000	U	UG/L
LC34-DPT0645-083.0-20180928	CIS-1,2-DICHLOROETHENE	156-59-2	28400		UG/L
LC34-DPT0645-083.0-20180928	TRANS-1,2-DICHLOROETHENE	156-60-5	1000	U	UG/L
LC34-DPT0645-083.0-20180928	TRICHLOROETHENE	79-01-6	118000		UG/L
LC34-DPT0645-083.0-20180928	VINYL CHLORIDE	75-01-4	1000	U	UG/L
LC34-DPT0645-083.0-20190717	1,1,2-TRICHLOROTRIFLUOROETHANE	76-13-1	290	U	UG/L
LC34-DPT0645-083.0-20190717	1,1-DICHLOROETHENE	75-35-4	290	U	UG/L

DPT Results - DNAPL Source Zone
Launch Complex 34, SWMU CC054

Sample_ID	Parameter	CAS	Lab Result	Qualifier	Units
LC34-DPT0645-083.0-20190717	CIS-1,2-DICHLOROETHENE	156-59-2	15100		UG/L
LC34-DPT0645-083.0-20190717	TRANS-1,2-DICHLOROETHENE	156-60-5	290	U	UG/L
LC34-DPT0645-083.0-20190717	TRICHLOROETHENE	79-01-6	256000		UG/L
LC34-DPT0645-083.0-20190717	VINYL CHLORIDE	75-01-4	290	U	UG/L
LC34-DPT0645-088.0-20180928	1,1,2-TRICHLOROTRIFLUOROETHANE	76-13-1	1000	U	UG/L
LC34-DPT0645-088.0-20180928	1,1-DICHLOROETHENE	75-35-4	1000	U	UG/L
LC34-DPT0645-088.0-20180928	CIS-1,2-DICHLOROETHENE	156-59-2	25500		UG/L
LC34-DPT0645-088.0-20180928	TRANS-1,2-DICHLOROETHENE	156-60-5	1000	U	UG/L
LC34-DPT0645-088.0-20180928	TRICHLOROETHENE	79-01-6	78700		UG/L
LC34-DPT0645-088.0-20180928	VINYL CHLORIDE	75-01-4	1000	U	UG/L
LC34-DPT0645-088.0-20190717	1,1,2-TRICHLOROTRIFLUOROETHANE	76-13-1	290	U	UG/L
LC34-DPT0645-088.0-20190717	1,1-DICHLOROETHENE	75-35-4	290	U	UG/L
LC34-DPT0645-088.0-20190717	CIS-1,2-DICHLOROETHENE	156-59-2	36400		UG/L
LC34-DPT0645-088.0-20190717	TRANS-1,2-DICHLOROETHENE	156-60-5	290	U	UG/L
LC34-DPT0645-088.0-20190717	TRICHLOROETHENE	79-01-6	276000		UG/L
LC34-DPT0645-088.0-20190717	VINYL CHLORIDE	75-01-4	290	U	UG/L
LC34-DPT0645-093.0-20180928	1,1,2-TRICHLOROTRIFLUOROETHANE	76-13-1	290	U	UG/L
LC34-DPT0645-093.0-20180928	1,1-DICHLOROETHENE	75-35-4	290	U	UG/L
LC34-DPT0645-093.0-20180928	CIS-1,2-DICHLOROETHENE	156-59-2	1400		UG/L
LC34-DPT0645-093.0-20180928	TRANS-1,2-DICHLOROETHENE	156-60-5	290	U	UG/L
LC34-DPT0645-093.0-20180928	TRICHLOROETHENE	79-01-6	245000	J	UG/L
LC34-DPT0645-093.0-20180928	VINYL CHLORIDE	75-01-4	290	U	UG/L
LC34-DPT0645-093.0-20190717	1,1,2-TRICHLOROTRIFLUOROETHANE	76-13-1	290	U	UG/L
LC34-DPT0645-093.0-20190717	1,1-DICHLOROETHENE	75-35-4	290	U	UG/L
LC34-DPT0645-093.0-20190717	CIS-1,2-DICHLOROETHENE	156-59-2	3300		UG/L
LC34-DPT0645-093.0-20190717	TRANS-1,2-DICHLOROETHENE	156-60-5	290	U	UG/L
LC34-DPT0645-093.0-20190717	TRICHLOROETHENE	79-01-6	285000		UG/L
LC34-DPT0645-093.0-20190717	VINYL CHLORIDE	75-01-4	290	U	UG/L
LC34-DPT0645-098.0-20180928	1,1,2-TRICHLOROTRIFLUOROETHANE	76-13-1	1000	U	UG/L

DPT Results - DNAPL Source Zone
Launch Complex 34, SWMU CC054

Sample_ID	Parameter	CAS	Lab Result	Qualifier	Units
LC34-DPT0645-098.0-20180928	1,1-DICHLOROETHENE	75-35-4	1000	U	UG/L
LC34-DPT0645-098.0-20180928	CIS-1,2-DICHLOROETHENE	156-59-2	1000	U	UG/L
LC34-DPT0645-098.0-20180928	TRANS-1,2-DICHLOROETHENE	156-60-5	1000	U	UG/L
LC34-DPT0645-098.0-20180928	TRICHLOROETHENE	79-01-6	126000		UG/L
LC34-DPT0645-098.0-20180928	VINYL CHLORIDE	75-01-4	1000	U	UG/L
LC34-DPT0645-098.0-20190717	1,1,2-TRICHLOROTRIFLUOROETHANE	76-13-1	290	U	UG/L
LC34-DPT0645-098.0-20190717	1,1-DICHLOROETHENE	75-35-4	290	U	UG/L
LC34-DPT0645-098.0-20190717	CIS-1,2-DICHLOROETHENE	156-59-2	1400	U	UG/L
LC34-DPT0645-098.0-20190717	TRANS-1,2-DICHLOROETHENE	156-60-5	290	U	UG/L
LC34-DPT0645-098.0-20190717	TRICHLOROETHENE	79-01-6	521000		UG/L
LC34-DPT0645-098.0-20190717	VINYL CHLORIDE	75-01-4	2000	U	UG/L
LC34-DPT0646-008.0-20180928	1,1,2-TRICHLOROTRIFLUOROETHANE	76-13-1	1	U	UG/L
LC34-DPT0646-008.0-20180928	1,1-DICHLOROETHENE	75-35-4	1	U	UG/L
LC34-DPT0646-008.0-20180928	CIS-1,2-DICHLOROETHENE	156-59-2	1		UG/L
LC34-DPT0646-008.0-20180928	TRANS-1,2-DICHLOROETHENE	156-60-5	1	U	UG/L
LC34-DPT0646-008.0-20180928	TRICHLOROETHENE	79-01-6	1	U	UG/L
LC34-DPT0646-008.0-20180928	VINYL CHLORIDE	75-01-4	1	U	UG/L
LC34-DPT0646-013.0-20180928	1,1,2-TRICHLOROTRIFLUOROETHANE	76-13-1	1	U	UG/L
LC34-DPT0646-013.0-20180928	1,1-DICHLOROETHENE	75-35-4	1	U	UG/L
LC34-DPT0646-013.0-20180928	CIS-1,2-DICHLOROETHENE	156-59-2	2		UG/L
LC34-DPT0646-013.0-20180928	TRANS-1,2-DICHLOROETHENE	156-60-5	1	U	UG/L
LC34-DPT0646-013.0-20180928	TRICHLOROETHENE	79-01-6	2		UG/L
LC34-DPT0646-013.0-20180928	VINYL CHLORIDE	75-01-4	11		UG/L
LC34-DPT0646-018.0-20180928	1,1,2-TRICHLOROTRIFLUOROETHANE	76-13-1	1	U	UG/L
LC34-DPT0646-018.0-20180928	1,1-DICHLOROETHENE	75-35-4	1	U	UG/L
LC34-DPT0646-018.0-20180928	CIS-1,2-DICHLOROETHENE	156-59-2	6		UG/L
LC34-DPT0646-018.0-20180928	TRANS-1,2-DICHLOROETHENE	156-60-5	10		UG/L
LC34-DPT0646-018.0-20180928	TRICHLOROETHENE	79-01-6	3		UG/L
LC34-DPT0646-018.0-20180928	VINYL CHLORIDE	75-01-4	34		UG/L

DPT Results - DNAPL Source Zone
Launch Complex 34, SWMU CC054

Sample_ID	Parameter	CAS	Lab Result	Qualifier	Units
LC34-DPT0646-023.0-20180928	1,1,2-TRICHLOROTRIFLUOROETHANE	76-13-1	10	U	UG/L
LC34-DPT0646-023.0-20180928	1,1-DICHLOROETHENE	75-35-4	10	U	UG/L
LC34-DPT0646-023.0-20180928	CIS-1,2-DICHLOROETHENE	156-59-2	73		UG/L
LC34-DPT0646-023.0-20180928	TRANS-1,2-DICHLOROETHENE	156-60-5	53		UG/L
LC34-DPT0646-023.0-20180928	TRICHLOROETHENE	79-01-6	10	U	UG/L
LC34-DPT0646-023.0-20180928	VINYL CHLORIDE	75-01-4	1400		UG/L
LC34-DPT0646-028.0-20180928	1,1,2-TRICHLOROTRIFLUOROETHANE	76-13-1	40	U	UG/L
LC34-DPT0646-028.0-20180928	1,1-DICHLOROETHENE	75-35-4	40	U	UG/L
LC34-DPT0646-028.0-20180928	CIS-1,2-DICHLOROETHENE	156-59-2	5100		UG/L
LC34-DPT0646-028.0-20180928	TRANS-1,2-DICHLOROETHENE	156-60-5	110		UG/L
LC34-DPT0646-028.0-20180928	TRICHLOROETHENE	79-01-6	40	U	UG/L
LC34-DPT0646-028.0-20180928	VINYL CHLORIDE	75-01-4	18600	J	UG/L
LC34-DPT0646-033.0-20180928	1,1,2-TRICHLOROTRIFLUOROETHANE	76-13-1	100	U	UG/L
LC34-DPT0646-033.0-20180928	1,1-DICHLOROETHENE	75-35-4	100	U	UG/L
LC34-DPT0646-033.0-20180928	CIS-1,2-DICHLOROETHENE	156-59-2	21900		UG/L
LC34-DPT0646-033.0-20180928	TRANS-1,2-DICHLOROETHENE	156-60-5	140		UG/L
LC34-DPT0646-033.0-20180928	TRICHLOROETHENE	79-01-6	100	U	UG/L
LC34-DPT0646-033.0-20180928	VINYL CHLORIDE	75-01-4	24100		UG/L
LC34-DPT0646-038.0-20180928	1,1,2-TRICHLOROTRIFLUOROETHANE	76-13-1	40	U	UG/L
LC34-DPT0646-038.0-20180928	1,1-DICHLOROETHENE	75-35-4	40	U	UG/L
LC34-DPT0646-038.0-20180928	CIS-1,2-DICHLOROETHENE	156-59-2	500		UG/L
LC34-DPT0646-038.0-20180928	TRANS-1,2-DICHLOROETHENE	156-60-5	40	U	UG/L
LC34-DPT0646-038.0-20180928	TRICHLOROETHENE	79-01-6	40	U	UG/L
LC34-DPT0646-038.0-20180928	VINYL CHLORIDE	75-01-4	7300		UG/L
LC34-DPT0646-043.0-20180928	1,1,2-TRICHLOROTRIFLUOROETHANE	76-13-1	10	U	UG/L
LC34-DPT0646-043.0-20180928	1,1-DICHLOROETHENE	75-35-4	10	U	UG/L
LC34-DPT0646-043.0-20180928	CIS-1,2-DICHLOROETHENE	156-59-2	180		UG/L
LC34-DPT0646-043.0-20180928	TRANS-1,2-DICHLOROETHENE	156-60-5	10	U	UG/L
LC34-DPT0646-043.0-20180928	TRICHLOROETHENE	79-01-6	17		UG/L

DPT Results - DNAPL Source Zone
Launch Complex 34, SWMU CC054

Sample_ID	Parameter	CAS	Lab Result	Qualifier	Units
LC34-DPT0646-043.0-20180928	VINYL CHLORIDE	75-01-4	230		UG/L
LC34-DPT0646-048.0-20180928	1,1,2-TRICHLOROTRIFLUOROETHANE	76-13-1	3	U	UG/L
LC34-DPT0646-048.0-20180928	1,1-DICHLOROETHENE	75-35-4	3	U	UG/L
LC34-DPT0646-048.0-20180928	CIS-1,2-DICHLOROETHENE	156-59-2	33		UG/L
LC34-DPT0646-048.0-20180928	TRANS-1,2-DICHLOROETHENE	156-60-5	3	U	UG/L
LC34-DPT0646-048.0-20180928	TRICHLOROETHENE	79-01-6	3	U	UG/L
LC34-DPT0646-048.0-20180928	VINYL CHLORIDE	75-01-4	47		UG/L
LC34-DPT0646-053.0-20180928	1,1,2-TRICHLOROTRIFLUOROETHANE	76-13-1	3	U	UG/L
LC34-DPT0646-053.0-20180928	1,1-DICHLOROETHENE	75-35-4	3	U	UG/L
LC34-DPT0646-053.0-20180928	CIS-1,2-DICHLOROETHENE	156-59-2	5		UG/L
LC34-DPT0646-053.0-20180928	TRANS-1,2-DICHLOROETHENE	156-60-5	3	U	UG/L
LC34-DPT0646-053.0-20180928	TRICHLOROETHENE	79-01-6	3	U	UG/L
LC34-DPT0646-053.0-20180928	VINYL CHLORIDE	75-01-4	11		UG/L
LC34-DPT0646-058.0-20180928	1,1,2-TRICHLOROTRIFLUOROETHANE	76-13-1	3	U	UG/L
LC34-DPT0646-058.0-20180928	1,1-DICHLOROETHENE	75-35-4	3	U	UG/L
LC34-DPT0646-058.0-20180928	CIS-1,2-DICHLOROETHENE	156-59-2	28		UG/L
LC34-DPT0646-058.0-20180928	TRANS-1,2-DICHLOROETHENE	156-60-5	3	U	UG/L
LC34-DPT0646-058.0-20180928	TRICHLOROETHENE	79-01-6	3	U	UG/L
LC34-DPT0646-058.0-20180928	VINYL CHLORIDE	75-01-4	47		UG/L
LC34-DPT0646-063.0-20180928	1,1,2-TRICHLOROTRIFLUOROETHANE	76-13-1	1	U	UG/L
LC34-DPT0646-063.0-20180928	1,1-DICHLOROETHENE	75-35-4	1	U	UG/L
LC34-DPT0646-063.0-20180928	CIS-1,2-DICHLOROETHENE	156-59-2	29		UG/L
LC34-DPT0646-063.0-20180928	TRANS-1,2-DICHLOROETHENE	156-60-5	1	U	UG/L
LC34-DPT0646-063.0-20180928	TRICHLOROETHENE	79-01-6	1	U	UG/L
LC34-DPT0646-063.0-20180928	VINYL CHLORIDE	75-01-4	81		UG/L
LC34-DPT0646-068.0-20180928	1,1,2-TRICHLOROTRIFLUOROETHANE	76-13-1	3	U	UG/L
LC34-DPT0646-068.0-20180928	1,1-DICHLOROETHENE	75-35-4	3	U	UG/L
LC34-DPT0646-068.0-20180928	CIS-1,2-DICHLOROETHENE	156-59-2	23		UG/L
LC34-DPT0646-068.0-20180928	TRANS-1,2-DICHLOROETHENE	156-60-5	3	U	UG/L

DPT Results - DNAPL Source Zone
Launch Complex 34, SWMU CC054

Sample_ID	Parameter	CAS	Lab Result	Qualifier	Units
LC34-DPT0646-068.0-20180928	TRICHLOROETHENE	79-01-6	3	U	UG/L
LC34-DPT0646-068.0-20180928	VINYL CHLORIDE	75-01-4	24		UG/L
LC34-DPT0646-073.0-20180928	1,1,2-TRICHLOROTRIFLUOROETHANE	76-13-1	1	U	UG/L
LC34-DPT0646-073.0-20180928	1,1-DICHLOROETHENE	75-35-4	1	U	UG/L
LC34-DPT0646-073.0-20180928	CIS-1,2-DICHLOROETHENE	156-59-2	21		UG/L
LC34-DPT0646-073.0-20180928	TRANS-1,2-DICHLOROETHENE	156-60-5	1	U	UG/L
LC34-DPT0646-073.0-20180928	TRICHLOROETHENE	79-01-6	1	U	UG/L
LC34-DPT0646-073.0-20180928	VINYL CHLORIDE	75-01-4	29		UG/L
LC34-DPT0646-078.0-20181001	1,1,2-TRICHLOROTRIFLUOROETHANE	76-13-1	2	U	UG/L
LC34-DPT0646-078.0-20181001	1,1-DICHLOROETHENE	75-35-4	2	U	UG/L
LC34-DPT0646-078.0-20181001	CIS-1,2-DICHLOROETHENE	156-59-2	2	U	UG/L
LC34-DPT0646-078.0-20181001	TRANS-1,2-DICHLOROETHENE	156-60-5	2	U	UG/L
LC34-DPT0646-078.0-20181001	TRICHLOROETHENE	79-01-6	2	U	UG/L
LC34-DPT0646-078.0-20181001	VINYL CHLORIDE	75-01-4	2	U	UG/L
LC34-DPT0646-083.0-20181001	1,1,2-TRICHLOROTRIFLUOROETHANE	76-13-1	1	U	UG/L
LC34-DPT0646-083.0-20181001	1,1-DICHLOROETHENE	75-35-4	1	U	UG/L
LC34-DPT0646-083.0-20181001	CIS-1,2-DICHLOROETHENE	156-59-2	29		UG/L
LC34-DPT0646-083.0-20181001	TRANS-1,2-DICHLOROETHENE	156-60-5	1	U	UG/L
LC34-DPT0646-083.0-20181001	TRICHLOROETHENE	79-01-6	1	U	UG/L
LC34-DPT0646-083.0-20181001	VINYL CHLORIDE	75-01-4	26		UG/L
LC34-DPT0646-088.0-20181001	1,1,2-TRICHLOROTRIFLUOROETHANE	76-13-1	3	U	UG/L
LC34-DPT0646-088.0-20181001	1,1-DICHLOROETHENE	75-35-4	3	U	UG/L
LC34-DPT0646-088.0-20181001	CIS-1,2-DICHLOROETHENE	156-59-2	94		UG/L
LC34-DPT0646-088.0-20181001	TRANS-1,2-DICHLOROETHENE	156-60-5	3	U	UG/L
LC34-DPT0646-088.0-20181001	TRICHLOROETHENE	79-01-6	3	U	UG/L
LC34-DPT0646-088.0-20181001	VINYL CHLORIDE	75-01-4	97		UG/L
LC34-DPT0646-093.0-20181001	1,1,2-TRICHLOROTRIFLUOROETHANE	76-13-1	3	U	UG/L
LC34-DPT0646-093.0-20181001	1,1-DICHLOROETHENE	75-35-4	3	U	UG/L
LC34-DPT0646-093.0-20181001	CIS-1,2-DICHLOROETHENE	156-59-2	190		UG/L

DPT Results - DNAPL Source Zone
Launch Complex 34, SWMU CC054

Sample_ID	Parameter	CAS	Lab Result	Qualifier	Units
LC34-DPT0646-093.0-20181001	TRANS-1,2-DICHLOROETHENE	156-60-5	3	U	UG/L
LC34-DPT0646-093.0-20181001	TRICHLOROETHENE	79-01-6	3	U	UG/L
LC34-DPT0646-093.0-20181001	VINYL CHLORIDE	75-01-4	230		UG/L
LC34-DPT0646-098.0-20181001	1,1,2-TRICHLOROTRIFLUOROETHANE	76-13-1	1	U	UG/L
LC34-DPT0646-098.0-20181001	1,1-DICHLOROETHENE	75-35-4	1	U	UG/L
LC34-DPT0646-098.0-20181001	CIS-1,2-DICHLOROETHENE	156-59-2	24		UG/L
LC34-DPT0646-098.0-20181001	TRANS-1,2-DICHLOROETHENE	156-60-5	1	U	UG/L
LC34-DPT0646-098.0-20181001	TRICHLOROETHENE	79-01-6	1	U	UG/L
LC34-DPT0646-098.0-20181001	VINYL CHLORIDE	75-01-4	49		UG/L
LC34-DPT0647-008.0-20181001	1,1,2-TRICHLOROTRIFLUOROETHANE	76-13-1	1	U	UG/L
LC34-DPT0647-008.0-20181001	1,1-DICHLOROETHENE	75-35-4	1	U	UG/L
LC34-DPT0647-008.0-20181001	CIS-1,2-DICHLOROETHENE	156-59-2	9		UG/L
LC34-DPT0647-008.0-20181001	TRANS-1,2-DICHLOROETHENE	156-60-5	1	U	UG/L
LC34-DPT0647-008.0-20181001	TRICHLOROETHENE	79-01-6	1	U	UG/L
LC34-DPT0647-008.0-20181001	VINYL CHLORIDE	75-01-4	2		UG/L
LC34-DPT0647-013.0-20181001	1,1,2-TRICHLOROTRIFLUOROETHANE	76-13-1	1	U	UG/L
LC34-DPT0647-013.0-20181001	1,1-DICHLOROETHENE	75-35-4	1	U	UG/L
LC34-DPT0647-013.0-20181001	CIS-1,2-DICHLOROETHENE	156-59-2	45		UG/L
LC34-DPT0647-013.0-20181001	TRANS-1,2-DICHLOROETHENE	156-60-5	1	U	UG/L
LC34-DPT0647-013.0-20181001	TRICHLOROETHENE	79-01-6	1	U	UG/L
LC34-DPT0647-013.0-20181001	VINYL CHLORIDE	75-01-4	85		UG/L
LC34-DPT0647-018.0-20181001	1,1,2-TRICHLOROTRIFLUOROETHANE	76-13-1	1	U	UG/L
LC34-DPT0647-018.0-20181001	1,1-DICHLOROETHENE	75-35-4	1	U	UG/L
LC34-DPT0647-018.0-20181001	CIS-1,2-DICHLOROETHENE	156-59-2	8		UG/L
LC34-DPT0647-018.0-20181001	TRANS-1,2-DICHLOROETHENE	156-60-5	1	U	UG/L
LC34-DPT0647-018.0-20181001	TRICHLOROETHENE	79-01-6	1	U	UG/L
LC34-DPT0647-018.0-20181001	VINYL CHLORIDE	75-01-4	15		UG/L
LC34-DPT0647-023.0-20181001	1,1,2-TRICHLOROTRIFLUOROETHANE	76-13-1	20	U	UG/L
LC34-DPT0647-023.0-20181001	1,1-DICHLOROETHENE	75-35-4	20	U	UG/L

DPT Results - DNAPL Source Zone
Launch Complex 34, SWMU CC054

Sample_ID	Parameter	CAS	Lab Result	Qualifier	Units
LC34-DPT0647-023.0-20181001	CIS-1,2-DICHLOROETHENE	156-59-2	5100		UG/L
LC34-DPT0647-023.0-20181001	TRANS-1,2-DICHLOROETHENE	156-60-5	240		UG/L
LC34-DPT0647-023.0-20181001	TRICHLOROETHENE	79-01-6	20	U	UG/L
LC34-DPT0647-023.0-20181001	VINYL CHLORIDE	75-01-4	14500	J	UG/L
LC34-DPT0647-028.0-20181001	1,1,2-TRICHLOROTRIFLUOROETHANE	76-13-1	290	U	UG/L
LC34-DPT0647-028.0-20181001	1,1-DICHLOROETHENE	75-35-4	290	U	UG/L
LC34-DPT0647-028.0-20181001	CIS-1,2-DICHLOROETHENE	156-59-2	46900		UG/L
LC34-DPT0647-028.0-20181001	TRANS-1,2-DICHLOROETHENE	156-60-5	790		UG/L
LC34-DPT0647-028.0-20181001	TRICHLOROETHENE	79-01-6	340		UG/L
LC34-DPT0647-028.0-20181001	VINYL CHLORIDE	75-01-4	42800		UG/L
LC34-DPT0647-033.0-20181001	1,1,2-TRICHLOROTRIFLUOROETHANE	76-13-1	100	U	UG/L
LC34-DPT0647-033.0-20181001	1,1-DICHLOROETHENE	75-35-4	100	U	UG/L
LC34-DPT0647-033.0-20181001	CIS-1,2-DICHLOROETHENE	156-59-2	19900		UG/L
LC34-DPT0647-033.0-20181001	TRANS-1,2-DICHLOROETHENE	156-60-5	220		UG/L
LC34-DPT0647-033.0-20181001	TRICHLOROETHENE	79-01-6	100	U	UG/L
LC34-DPT0647-033.0-20181001	VINYL CHLORIDE	75-01-4	13100		UG/L
LC34-DPT0647-038.0-20181001	1,1,2-TRICHLOROTRIFLUOROETHANE	76-13-1	3	U	UG/L
LC34-DPT0647-038.0-20181001	1,1-DICHLOROETHENE	75-35-4	3	U	UG/L
LC34-DPT0647-038.0-20181001	CIS-1,2-DICHLOROETHENE	156-59-2	390		UG/L
LC34-DPT0647-038.0-20181001	TRANS-1,2-DICHLOROETHENE	156-60-5	3	U	UG/L
LC34-DPT0647-038.0-20181001	TRICHLOROETHENE	79-01-6	3	U	UG/L
LC34-DPT0647-038.0-20181001	VINYL CHLORIDE	75-01-4	160		UG/L
LC34-DPT0647-043.0-20181001	1,1,2-TRICHLOROTRIFLUOROETHANE	76-13-1	1	U	UG/L
LC34-DPT0647-043.0-20181001	1,1-DICHLOROETHENE	75-35-4	1	U	UG/L
LC34-DPT0647-043.0-20181001	CIS-1,2-DICHLOROETHENE	156-59-2	5		UG/L
LC34-DPT0647-043.0-20181001	TRANS-1,2-DICHLOROETHENE	156-60-5	1	U	UG/L
LC34-DPT0647-043.0-20181001	TRICHLOROETHENE	79-01-6	1	U	UG/L
LC34-DPT0647-043.0-20181001	VINYL CHLORIDE	75-01-4	2		UG/L
LC34-DPT0647-048.0-20181001	1,1,2-TRICHLOROTRIFLUOROETHANE	76-13-1	1	U	UG/L

DPT Results - DNAPL Source Zone
Launch Complex 34, SWMU CC054

Sample_ID	Parameter	CAS	Lab Result	Qualifier	Units
LC34-DPT0647-048.0-20181001	1,1-DICHLOROETHENE	75-35-4	1	U	UG/L
LC34-DPT0647-048.0-20181001	CIS-1,2-DICHLOROETHENE	156-59-2	3		UG/L
LC34-DPT0647-048.0-20181001	TRANS-1,2-DICHLOROETHENE	156-60-5	1	U	UG/L
LC34-DPT0647-048.0-20181001	TRICHLOROETHENE	79-01-6	1	U	UG/L
LC34-DPT0647-048.0-20181001	VINYL CHLORIDE	75-01-4	2		UG/L
LC34-DPT0647-053.0-20181001	1,1,2-TRICHLOROTRIFLUOROETHANE	76-13-1	1	U	UG/L
LC34-DPT0647-053.0-20181001	1,1-DICHLOROETHENE	75-35-4	1	U	UG/L
LC34-DPT0647-053.0-20181001	CIS-1,2-DICHLOROETHENE	156-59-2	15		UG/L
LC34-DPT0647-053.0-20181001	TRANS-1,2-DICHLOROETHENE	156-60-5	1	U	UG/L
LC34-DPT0647-053.0-20181001	TRICHLOROETHENE	79-01-6	1	U	UG/L
LC34-DPT0647-053.0-20181001	VINYL CHLORIDE	75-01-4	5		UG/L
LC34-DPT0647-058.0-20181001	1,1,2-TRICHLOROTRIFLUOROETHANE	76-13-1	1	U	UG/L
LC34-DPT0647-058.0-20181001	1,1-DICHLOROETHENE	75-35-4	1	U	UG/L
LC34-DPT0647-058.0-20181001	CIS-1,2-DICHLOROETHENE	156-59-2	9		UG/L
LC34-DPT0647-058.0-20181001	TRANS-1,2-DICHLOROETHENE	156-60-5	1	U	UG/L
LC34-DPT0647-058.0-20181001	TRICHLOROETHENE	79-01-6	1	U	UG/L
LC34-DPT0647-058.0-20181001	VINYL CHLORIDE	75-01-4	3		UG/L
LC34-DPT0647-063.0-20181001	1,1,2-TRICHLOROTRIFLUOROETHANE	76-13-1	1	U	UG/L
LC34-DPT0647-063.0-20181001	1,1-DICHLOROETHENE	75-35-4	1	U	UG/L
LC34-DPT0647-063.0-20181001	CIS-1,2-DICHLOROETHENE	156-59-2	8		UG/L
LC34-DPT0647-063.0-20181001	TRANS-1,2-DICHLOROETHENE	156-60-5	1	U	UG/L
LC34-DPT0647-063.0-20181001	TRICHLOROETHENE	79-01-6	1	U	UG/L
LC34-DPT0647-063.0-20181001	VINYL CHLORIDE	75-01-4	3		UG/L
LC34-DPT0647-068.0-20181001	1,1,2-TRICHLOROTRIFLUOROETHANE	76-13-1	1	U	UG/L
LC34-DPT0647-068.0-20181001	1,1-DICHLOROETHENE	75-35-4	1	U	UG/L
LC34-DPT0647-068.0-20181001	CIS-1,2-DICHLOROETHENE	156-59-2	8		UG/L
LC34-DPT0647-068.0-20181001	TRANS-1,2-DICHLOROETHENE	156-60-5	1	U	UG/L
LC34-DPT0647-068.0-20181001	TRICHLOROETHENE	79-01-6	1	U	UG/L
LC34-DPT0647-068.0-20181001	VINYL CHLORIDE	75-01-4	4		UG/L

DPT Results - DNAPL Source Zone
Launch Complex 34, SWMU CC054

Sample_ID	Parameter	CAS	Lab Result	Qualifier	Units
LC34-DPT0647-073.0-20181002	1,1,2-TRICHLOROTRIFLUOROETHANE	76-13-1	1	U	UG/L
LC34-DPT0647-073.0-20181002	1,1-DICHLOROETHENE	75-35-4	1	U	UG/L
LC34-DPT0647-073.0-20181002	CIS-1,2-DICHLOROETHENE	156-59-2	110		UG/L
LC34-DPT0647-073.0-20181002	TRANS-1,2-DICHLOROETHENE	156-60-5	12		UG/L
LC34-DPT0647-073.0-20181002	TRICHLOROETHENE	79-01-6	63		UG/L
LC34-DPT0647-073.0-20181002	VINYL CHLORIDE	75-01-4	10		UG/L
LC34-DPT0647-078.0-20181002	1,1,2-TRICHLOROTRIFLUOROETHANE	76-13-1	1	U	UG/L
LC34-DPT0647-078.0-20181002	1,1-DICHLOROETHENE	75-35-4	1	U	UG/L
LC34-DPT0647-078.0-20181002	CIS-1,2-DICHLOROETHENE	156-59-2	86		UG/L
LC34-DPT0647-078.0-20181002	TRANS-1,2-DICHLOROETHENE	156-60-5	5		UG/L
LC34-DPT0647-078.0-20181002	TRICHLOROETHENE	79-01-6	76		UG/L
LC34-DPT0647-078.0-20181002	VINYL CHLORIDE	75-01-4	11		UG/L
LC34-DPT0647-083.0-20181002	1,1,2-TRICHLOROTRIFLUOROETHANE	76-13-1	1	U	UG/L
LC34-DPT0647-083.0-20181002	1,1-DICHLOROETHENE	75-35-4	1	U	UG/L
LC34-DPT0647-083.0-20181002	CIS-1,2-DICHLOROETHENE	156-59-2	12		UG/L
LC34-DPT0647-083.0-20181002	TRANS-1,2-DICHLOROETHENE	156-60-5	1	U	UG/L
LC34-DPT0647-083.0-20181002	TRICHLOROETHENE	79-01-6	1	U	UG/L
LC34-DPT0647-083.0-20181002	VINYL CHLORIDE	75-01-4	2		UG/L
LC34-DPT0647-088.0-20181002	1,1,2-TRICHLOROTRIFLUOROETHANE	76-13-1	1	U	UG/L
LC34-DPT0647-088.0-20181002	1,1-DICHLOROETHENE	75-35-4	1	U	UG/L
LC34-DPT0647-088.0-20181002	CIS-1,2-DICHLOROETHENE	156-59-2	35		UG/L
LC34-DPT0647-088.0-20181002	TRANS-1,2-DICHLOROETHENE	156-60-5	1	U	UG/L
LC34-DPT0647-088.0-20181002	TRICHLOROETHENE	79-01-6	1	U	UG/L
LC34-DPT0647-088.0-20181002	VINYL CHLORIDE	75-01-4	33		UG/L
LC34-DPT0647-093.0-20181002	1,1,2-TRICHLOROTRIFLUOROETHANE	76-13-1	3	U	UG/L
LC34-DPT0647-093.0-20181002	1,1-DICHLOROETHENE	75-35-4	3	U	UG/L
LC34-DPT0647-093.0-20181002	CIS-1,2-DICHLOROETHENE	156-59-2	280		UG/L
LC34-DPT0647-093.0-20181002	TRANS-1,2-DICHLOROETHENE	156-60-5	5		UG/L
LC34-DPT0647-093.0-20181002	TRICHLOROETHENE	79-01-6	3	U	UG/L

DPT Results - DNAPL Source Zone
Launch Complex 34, SWMU CC054

Sample_ID	Parameter	CAS	Lab Result	Qualifier	Units
LC34-DPT0647-093.0-20181002	VINYL CHLORIDE	75-01-4	200		UG/L
LC34-DPT0647-098.0-20181002	1,1,2-TRICHLOROTRIFLUOROETHANE	76-13-1	1	U	UG/L
LC34-DPT0647-098.0-20181002	1,1-DICHLOROETHENE	75-35-4	1	U	UG/L
LC34-DPT0647-098.0-20181002	CIS-1,2-DICHLOROETHENE	156-59-2	25		UG/L
LC34-DPT0647-098.0-20181002	TRANS-1,2-DICHLOROETHENE	156-60-5	1	U	UG/L
LC34-DPT0647-098.0-20181002	TRICHLOROETHENE	79-01-6	1	U	UG/L
LC34-DPT0647-098.0-20181002	VINYL CHLORIDE	75-01-4	7		UG/L
LC34-DPT0648-008.0-20181002	1,1,2-TRICHLOROTRIFLUOROETHANE	76-13-1	1	U	UG/L
LC34-DPT0648-008.0-20181002	1,1-DICHLOROETHENE	75-35-4	1	U	UG/L
LC34-DPT0648-008.0-20181002	CIS-1,2-DICHLOROETHENE	156-59-2	19		UG/L
LC34-DPT0648-008.0-20181002	TRANS-1,2-DICHLOROETHENE	156-60-5	1		UG/L
LC34-DPT0648-008.0-20181002	TRICHLOROETHENE	79-01-6	3		UG/L
LC34-DPT0648-008.0-20181002	VINYL CHLORIDE	75-01-4	1	U	UG/L
LC34-DPT0648-013.0-20181002	1,1,2-TRICHLOROTRIFLUOROETHANE	76-13-1	1	U	UG/L
LC34-DPT0648-013.0-20181002	1,1-DICHLOROETHENE	75-35-4	1	U	UG/L
LC34-DPT0648-013.0-20181002	CIS-1,2-DICHLOROETHENE	156-59-2	8		UG/L
LC34-DPT0648-013.0-20181002	TRANS-1,2-DICHLOROETHENE	156-60-5	1	U	UG/L
LC34-DPT0648-013.0-20181002	TRICHLOROETHENE	79-01-6	3		UG/L
LC34-DPT0648-013.0-20181002	VINYL CHLORIDE	75-01-4	3		UG/L
LC34-DPT0648-018.0-20181002	1,1,2-TRICHLOROTRIFLUOROETHANE	76-13-1	1	U	UG/L
LC34-DPT0648-018.0-20181002	1,1-DICHLOROETHENE	75-35-4	1	U	UG/L
LC34-DPT0648-018.0-20181002	CIS-1,2-DICHLOROETHENE	156-59-2	24		UG/L
LC34-DPT0648-018.0-20181002	TRANS-1,2-DICHLOROETHENE	156-60-5	1	U	UG/L
LC34-DPT0648-018.0-20181002	TRICHLOROETHENE	79-01-6	6		UG/L
LC34-DPT0648-018.0-20181002	VINYL CHLORIDE	75-01-4	15		UG/L
LC34-DPT0648-023.0-20181002	1,1,2-TRICHLOROTRIFLUOROETHANE	76-13-1	1	U	UG/L
LC34-DPT0648-023.0-20181002	1,1-DICHLOROETHENE	75-35-4	1	U	UG/L
LC34-DPT0648-023.0-20181002	CIS-1,2-DICHLOROETHENE	156-59-2	31		UG/L
LC34-DPT0648-023.0-20181002	TRANS-1,2-DICHLOROETHENE	156-60-5	2		UG/L

DPT Results - DNAPL Source Zone
Launch Complex 34, SWMU CC054

Sample_ID	Parameter	CAS	Lab Result	Qualifier	Units
LC34-DPT0648-023.0-20181002	TRICHLOROETHENE	79-01-6	11		UG/L
LC34-DPT0648-023.0-20181002	VINYL CHLORIDE	75-01-4	19		UG/L
LC34-DPT0648-028.0-20181002	1,1,2-TRICHLOROTRIFLUOROETHANE	76-13-1	1	U	UG/L
LC34-DPT0648-028.0-20181002	1,1-DICHLOROETHENE	75-35-4	1	U	UG/L
LC34-DPT0648-028.0-20181002	CIS-1,2-DICHLOROETHENE	156-59-2	20		UG/L
LC34-DPT0648-028.0-20181002	TRANS-1,2-DICHLOROETHENE	156-60-5	8		UG/L
LC34-DPT0648-028.0-20181002	TRICHLOROETHENE	79-01-6	4		UG/L
LC34-DPT0648-028.0-20181002	VINYL CHLORIDE	75-01-4	43		UG/L
LC34-DPT0648-033.0-20181002	1,1,2-TRICHLOROTRIFLUOROETHANE	76-13-1	290	U	UG/L
LC34-DPT0648-033.0-20181002	1,1-DICHLOROETHENE	75-35-4	290	U	UG/L
LC34-DPT0648-033.0-20181002	CIS-1,2-DICHLOROETHENE	156-59-2	570		UG/L
LC34-DPT0648-033.0-20181002	TRANS-1,2-DICHLOROETHENE	156-60-5	290	U	UG/L
LC34-DPT0648-033.0-20181002	TRICHLOROETHENE	79-01-6	13000		UG/L
LC34-DPT0648-033.0-20181002	VINYL CHLORIDE	75-01-4	290	U	UG/L
LC34-DPT0648-038.0-20181002	1,1,2-TRICHLOROTRIFLUOROETHANE	76-13-1	5000	U	UG/L
LC34-DPT0648-038.0-20181002	1,1-DICHLOROETHENE	75-35-4	5000	U	UG/L
LC34-DPT0648-038.0-20181002	CIS-1,2-DICHLOROETHENE	156-59-2	5000	U	UG/L
LC34-DPT0648-038.0-20181002	TRANS-1,2-DICHLOROETHENE	156-60-5	5000	U	UG/L
LC34-DPT0648-038.0-20181002	TRICHLOROETHENE	79-01-6	188000		UG/L
LC34-DPT0648-038.0-20181002	VINYL CHLORIDE	75-01-4	5000	U	UG/L
LC34-DPT0648-043.0-20181002	1,1,2-TRICHLOROTRIFLUOROETHANE	76-13-1	5000	U	UG/L
LC34-DPT0648-043.0-20181002	1,1-DICHLOROETHENE	75-35-4	5000	U	UG/L
LC34-DPT0648-043.0-20181002	CIS-1,2-DICHLOROETHENE	156-59-2	33400		UG/L
LC34-DPT0648-043.0-20181002	TRANS-1,2-DICHLOROETHENE	156-60-5	5000	U	UG/L
LC34-DPT0648-043.0-20181002	TRICHLOROETHENE	79-01-6	1200000		UG/L
LC34-DPT0648-043.0-20181002	VINYL CHLORIDE	75-01-4	5000	U	UG/L
LC34-DPT0648-048.0-20181002	1,1,2-TRICHLOROTRIFLUOROETHANE	76-13-1	10000	U	UG/L
LC34-DPT0648-048.0-20181002	1,1-DICHLOROETHENE	75-35-4	10000	U	UG/L
LC34-DPT0648-048.0-20181002	CIS-1,2-DICHLOROETHENE	156-59-2	19200		UG/L

DPT Results - DNAPL Source Zone
Launch Complex 34, SWMU CC054

Sample_ID	Parameter	CAS	Lab Result	Qualifier	Units
LC34-DPT0648-048.0-20181002	TRANS-1,2-DICHLOROETHENE	156-60-5	10000	U	UG/L
LC34-DPT0648-048.0-20181002	TRICHLOROETHENE	79-01-6	1810000		UG/L
LC34-DPT0648-048.0-20181002	VINYL CHLORIDE	75-01-4	10000	U	UG/L
LC34-DPT0648-053.0-20181002	1,1,2-TRICHLOROTRIFLUOROETHANE	76-13-1	2000	U	UG/L
LC34-DPT0648-053.0-20181002	1,1-DICHLOROETHENE	75-35-4	2000	U	UG/L
LC34-DPT0648-053.0-20181002	CIS-1,2-DICHLOROETHENE	156-59-2	23900		UG/L
LC34-DPT0648-053.0-20181002	TRANS-1,2-DICHLOROETHENE	156-60-5	2000	U	UG/L
LC34-DPT0648-053.0-20181002	TRICHLOROETHENE	79-01-6	399000		UG/L
LC34-DPT0648-053.0-20181002	VINYL CHLORIDE	75-01-4	2000	U	UG/L
LC34-DPT0648-058.0-20181002	1,1,2-TRICHLOROTRIFLUOROETHANE	76-13-1	10000	U	UG/L
LC34-DPT0648-058.0-20181002	1,1-DICHLOROETHENE	75-35-4	10000	U	UG/L
LC34-DPT0648-058.0-20181002	CIS-1,2-DICHLOROETHENE	156-59-2	14800		UG/L
LC34-DPT0648-058.0-20181002	TRANS-1,2-DICHLOROETHENE	156-60-5	10000	U	UG/L
LC34-DPT0648-058.0-20181002	TRICHLOROETHENE	79-01-6	1390000		UG/L
LC34-DPT0648-058.0-20181002	VINYL CHLORIDE	75-01-4	10000	U	UG/L
LC34-DPT0648-063.0-20181002	1,1,2-TRICHLOROTRIFLUOROETHANE	76-13-1	16700		UG/L
LC34-DPT0648-063.0-20181002	1,1-DICHLOROETHENE	75-35-4	10000	U	UG/L
LC34-DPT0648-063.0-20181002	CIS-1,2-DICHLOROETHENE	156-59-2	107000		UG/L
LC34-DPT0648-063.0-20181002	TRANS-1,2-DICHLOROETHENE	156-60-5	10000	U	UG/L
LC34-DPT0648-063.0-20181002	TRICHLOROETHENE	79-01-6	10300000		UG/L
LC34-DPT0648-063.0-20181002	VINYL CHLORIDE	75-01-4	10000	U	UG/L
LC34-DPT0648-068.0-20181002	1,1,2-TRICHLOROTRIFLUOROETHANE	76-13-1	750		UG/L
LC34-DPT0648-068.0-20181002	1,1-DICHLOROETHENE	75-35-4	290	U	UG/L
LC34-DPT0648-068.0-20181002	CIS-1,2-DICHLOROETHENE	156-59-2	1500		UG/L
LC34-DPT0648-068.0-20181002	TRANS-1,2-DICHLOROETHENE	156-60-5	290	U	UG/L
LC34-DPT0648-068.0-20181002	TRICHLOROETHENE	79-01-6	172000	J	UG/L
LC34-DPT0648-068.0-20181002	VINYL CHLORIDE	75-01-4	290	U	UG/L
LC34-DPT0648-073.0-20181002	1,1,2-TRICHLOROTRIFLUOROETHANE	76-13-1	290	U	UG/L
LC34-DPT0648-073.0-20181002	1,1-DICHLOROETHENE	75-35-4	290	U	UG/L

DPT Results - DNAPL Source Zone
Launch Complex 34, SWMU CC054

Sample_ID	Parameter	CAS	Lab Result	Qualifier	Units
LC34-DPT0648-073.0-20181002	CIS-1,2-DICHLOROETHENE	156-59-2	830		UG/L
LC34-DPT0648-073.0-20181002	TRANS-1,2-DICHLOROETHENE	156-60-5	290	U	UG/L
LC34-DPT0648-073.0-20181002	TRICHLOROETHENE	79-01-6	48300		UG/L
LC34-DPT0648-073.0-20181002	VINYL CHLORIDE	75-01-4	290	U	UG/L
LC34-DPT0648-078.0-20181002	1,1,2-TRICHLOROTRIFLUOROETHANE	76-13-1	5300		UG/L
LC34-DPT0648-078.0-20181002	1,1-DICHLOROETHENE	75-35-4	290	U	UG/L
LC34-DPT0648-078.0-20181002	CIS-1,2-DICHLOROETHENE	156-59-2	22200		UG/L
LC34-DPT0648-078.0-20181002	TRANS-1,2-DICHLOROETHENE	156-60-5	480		UG/L
LC34-DPT0648-078.0-20181002	TRICHLOROETHENE	79-01-6	801000	J	UG/L
LC34-DPT0648-078.0-20181002	VINYL CHLORIDE	75-01-4	290		UG/L
LC34-DPT0648-083.0-20181003	1,1,2-TRICHLOROTRIFLUOROETHANE	76-13-1	10000	U	UG/L
LC34-DPT0648-083.0-20181003	1,1-DICHLOROETHENE	75-35-4	10000	U	UG/L
LC34-DPT0648-083.0-20181003	CIS-1,2-DICHLOROETHENE	156-59-2	10000	U	UG/L
LC34-DPT0648-083.0-20181003	TRANS-1,2-DICHLOROETHENE	156-60-5	10000	U	UG/L
LC34-DPT0648-083.0-20181003	TRICHLOROETHENE	79-01-6	146000		UG/L
LC34-DPT0648-083.0-20181003	VINYL CHLORIDE	75-01-4	10000	U	UG/L
LC34-DPT0648-083.0-20190715	1,1,2-TRICHLOROTRIFLUOROETHANE	76-13-1	2200		UG/L
LC34-DPT0648-083.0-20190715	1,1-DICHLOROETHENE	75-35-4	290	U	UG/L
LC34-DPT0648-083.0-20190715	CIS-1,2-DICHLOROETHENE	156-59-2	3600		UG/L
LC34-DPT0648-083.0-20190715	TRANS-1,2-DICHLOROETHENE	156-60-5	290	U	UG/L
LC34-DPT0648-083.0-20190715	TRICHLOROETHENE	79-01-6	326000		UG/L
LC34-DPT0648-083.0-20190715	VINYL CHLORIDE	75-01-4	290	U	UG/L
LC34-DPT0648-088.0-20181003	1,1,2-TRICHLOROTRIFLUOROETHANE	76-13-1	1000	U	UG/L
LC34-DPT0648-088.0-20181003	1,1-DICHLOROETHENE	75-35-4	1000	U	UG/L
LC34-DPT0648-088.0-20181003	CIS-1,2-DICHLOROETHENE	156-59-2	1000	U	UG/L
LC34-DPT0648-088.0-20181003	TRANS-1,2-DICHLOROETHENE	156-60-5	1000	U	UG/L
LC34-DPT0648-088.0-20181003	TRICHLOROETHENE	79-01-6	51900		UG/L
LC34-DPT0648-088.0-20181003	VINYL CHLORIDE	75-01-4	1000	U	UG/L
LC34-DPT0648-088.0-20190715	1,1,2-TRICHLOROTRIFLUOROETHANE	76-13-1	500	U	UG/L

DPT Results - DNAPL Source Zone
Launch Complex 34, SWMU CC054

Sample_ID	Parameter	CAS	Lab Result	Qualifier	Units
LC34-DPT0648-088.0-20190715	1,1-DICHLOROETHENE	75-35-4	500	U	UG/L
LC34-DPT0648-088.0-20190715	CIS-1,2-DICHLOROETHENE	156-59-2	650		UG/L
LC34-DPT0648-088.0-20190715	TRANS-1,2-DICHLOROETHENE	156-60-5	500	U	UG/L
LC34-DPT0648-088.0-20190715	TRICHLOROETHENE	79-01-6	76600		UG/L
LC34-DPT0648-088.0-20190715	VINYL CHLORIDE	75-01-4	500	U	UG/L
LC34-DPT0648-093.0-20181003	1,1,2-TRICHLOROTRIFLUOROETHANE	76-13-1	2000	U	UG/L
LC34-DPT0648-093.0-20181003	1,1-DICHLOROETHENE	75-35-4	2000	U	UG/L
LC34-DPT0648-093.0-20181003	CIS-1,2-DICHLOROETHENE	156-59-2	2000	U	UG/L
LC34-DPT0648-093.0-20181003	TRANS-1,2-DICHLOROETHENE	156-60-5	2000	U	UG/L
LC34-DPT0648-093.0-20181003	TRICHLOROETHENE	79-01-6	151000		UG/L
LC34-DPT0648-093.0-20181003	VINYL CHLORIDE	75-01-4	2000	U	UG/L
LC34-DPT0648-093.0-20190715	1,1,2-TRICHLOROTRIFLUOROETHANE	76-13-1	1000	U	UG/L
LC34-DPT0648-093.0-20190715	1,1-DICHLOROETHENE	75-35-4	1000	U	UG/L
LC34-DPT0648-093.0-20190715	CIS-1,2-DICHLOROETHENE	156-59-2	1500		UG/L
LC34-DPT0648-093.0-20190715	TRANS-1,2-DICHLOROETHENE	156-60-5	1000	U	UG/L
LC34-DPT0648-093.0-20190715	TRICHLOROETHENE	79-01-6	145000		UG/L
LC34-DPT0648-093.0-20190715	VINYL CHLORIDE	75-01-4	1000	U	UG/L
LC34-DPT0648-098.0-20181003	1,1,2-TRICHLOROTRIFLUOROETHANE	76-13-1	290	U	UG/L
LC34-DPT0648-098.0-20181003	1,1-DICHLOROETHENE	75-35-4	290	U	UG/L
LC34-DPT0648-098.0-20181003	CIS-1,2-DICHLOROETHENE	156-59-2	290	U	UG/L
LC34-DPT0648-098.0-20181003	TRANS-1,2-DICHLOROETHENE	156-60-5	290	U	UG/L
LC34-DPT0648-098.0-20181003	TRICHLOROETHENE	79-01-6	36000		UG/L
LC34-DPT0648-098.0-20181003	VINYL CHLORIDE	75-01-4	290	U	UG/L
LC34-DPT0648-098.0-20190715	1,1,2-TRICHLOROTRIFLUOROETHANE	76-13-1	710		UG/L
LC34-DPT0648-098.0-20190715	1,1-DICHLOROETHENE	75-35-4	290	U	UG/L
LC34-DPT0648-098.0-20190715	CIS-1,2-DICHLOROETHENE	156-59-2	1400		UG/L
LC34-DPT0648-098.0-20190715	TRANS-1,2-DICHLOROETHENE	156-60-5	290	U	UG/L
LC34-DPT0648-098.0-20190715	TRICHLOROETHENE	79-01-6	157000		UG/L
LC34-DPT0648-098.0-20190715	VINYL CHLORIDE	75-01-4	290	U	UG/L

DPT Results - DNAPL Source Zone
Launch Complex 34, SWMU CC054

Sample_ID	Parameter	CAS	Lab Result	Qualifier	Units
LC34-DPT0649-008.0-20181003	1,1,2-TRICHLOROTRIFLUOROETHANE	76-13-1	1	U	UG/L
LC34-DPT0649-008.0-20181003	1,1-DICHLOROETHENE	75-35-4	1	U	UG/L
LC34-DPT0649-008.0-20181003	CIS-1,2-DICHLOROETHENE	156-59-2	1	U	UG/L
LC34-DPT0649-008.0-20181003	TRANS-1,2-DICHLOROETHENE	156-60-5	1	U	UG/L
LC34-DPT0649-008.0-20181003	TRICHLOROETHENE	79-01-6	1	U	UG/L
LC34-DPT0649-008.0-20181003	VINYL CHLORIDE	75-01-4	2		UG/L
LC34-DPT0649-013.0-20181003	1,1,2-TRICHLOROTRIFLUOROETHANE	76-13-1	1	U	UG/L
LC34-DPT0649-013.0-20181003	1,1-DICHLOROETHENE	75-35-4	1	U	UG/L
LC34-DPT0649-013.0-20181003	CIS-1,2-DICHLOROETHENE	156-59-2	1		UG/L
LC34-DPT0649-013.0-20181003	TRANS-1,2-DICHLOROETHENE	156-60-5	1	U	UG/L
LC34-DPT0649-013.0-20181003	TRICHLOROETHENE	79-01-6	2		UG/L
LC34-DPT0649-013.0-20181003	VINYL CHLORIDE	75-01-4	1	U	UG/L
LC34-DPT0649-018.0-20181003	1,1,2-TRICHLOROTRIFLUOROETHANE	76-13-1	1	U	UG/L
LC34-DPT0649-018.0-20181003	1,1-DICHLOROETHENE	75-35-4	1	U	UG/L
LC34-DPT0649-018.0-20181003	CIS-1,2-DICHLOROETHENE	156-59-2	2		UG/L
LC34-DPT0649-018.0-20181003	TRANS-1,2-DICHLOROETHENE	156-60-5	1	U	UG/L
LC34-DPT0649-018.0-20181003	TRICHLOROETHENE	79-01-6	5		UG/L
LC34-DPT0649-018.0-20181003	VINYL CHLORIDE	75-01-4	1	U	UG/L
LC34-DPT0649-028.0-20181003	1,1,2-TRICHLOROTRIFLUOROETHANE	76-13-1	1	U	UG/L
LC34-DPT0649-028.0-20181003	1,1-DICHLOROETHENE	75-35-4	1	U	UG/L
LC34-DPT0649-028.0-20181003	CIS-1,2-DICHLOROETHENE	156-59-2	11		UG/L
LC34-DPT0649-028.0-20181003	TRANS-1,2-DICHLOROETHENE	156-60-5	1	U	UG/L
LC34-DPT0649-028.0-20181003	TRICHLOROETHENE	79-01-6	4		UG/L
LC34-DPT0649-028.0-20181003	VINYL CHLORIDE	75-01-4	1	U	UG/L
LC34-DPT0649-033.0-20181003	1,1,2-TRICHLOROTRIFLUOROETHANE	76-13-1	1	U	UG/L
LC34-DPT0649-033.0-20181003	1,1-DICHLOROETHENE	75-35-4	1	U	UG/L
LC34-DPT0649-033.0-20181003	CIS-1,2-DICHLOROETHENE	156-59-2	13		UG/L
LC34-DPT0649-033.0-20181003	TRANS-1,2-DICHLOROETHENE	156-60-5	5		UG/L
LC34-DPT0649-033.0-20181003	TRICHLOROETHENE	79-01-6	4		UG/L

DPT Results - DNAPL Source Zone
Launch Complex 34, SWMU CC054

Sample_ID	Parameter	CAS	Lab Result	Qualifier	Units
LC34-DPT0649-033.0-20181003	VINYL CHLORIDE	75-01-4	23		UG/L
LC34-DPT0649-038.0-20181003	1,1,2-TRICHLOROTRIFLUOROETHANE	76-13-1	3	U	UG/L
LC34-DPT0649-038.0-20181003	1,1-DICHLOROETHENE	75-35-4	3	U	UG/L
LC34-DPT0649-038.0-20181003	CIS-1,2-DICHLOROETHENE	156-59-2	43		UG/L
LC34-DPT0649-038.0-20181003	TRANS-1,2-DICHLOROETHENE	156-60-5	15		UG/L
LC34-DPT0649-038.0-20181003	TRICHLOROETHENE	79-01-6	16		UG/L
LC34-DPT0649-038.0-20181003	VINYL CHLORIDE	75-01-4	16		UG/L
LC34-DPT0649-043.0-20181003	1,1,2-TRICHLOROTRIFLUOROETHANE	76-13-1	290	U	UG/L
LC34-DPT0649-043.0-20181003	1,1-DICHLOROETHENE	75-35-4	290	U	UG/L
LC34-DPT0649-043.0-20181003	CIS-1,2-DICHLOROETHENE	156-59-2	8400		UG/L
LC34-DPT0649-043.0-20181003	TRANS-1,2-DICHLOROETHENE	156-60-5	750		UG/L
LC34-DPT0649-043.0-20181003	TRICHLOROETHENE	79-01-6	413000	J	UG/L
LC34-DPT0649-043.0-20181003	VINYL CHLORIDE	75-01-4	310		UG/L
LC34-DPT0649-048.0-20181003	1,1,2-TRICHLOROTRIFLUOROETHANE	76-13-1	10000	U	UG/L
LC34-DPT0649-048.0-20181003	1,1-DICHLOROETHENE	75-35-4	10000	U	UG/L
LC34-DPT0649-048.0-20181003	CIS-1,2-DICHLOROETHENE	156-59-2	96900		UG/L
LC34-DPT0649-048.0-20181003	TRANS-1,2-DICHLOROETHENE	156-60-5	10000	U	UG/L
LC34-DPT0649-048.0-20181003	TRICHLOROETHENE	79-01-6	742000		UG/L
LC34-DPT0649-048.0-20181003	VINYL CHLORIDE	75-01-4	10000	U	UG/L
LC34-DPT0649-053.0-20181003	1,1,2-TRICHLOROTRIFLUOROETHANE	76-13-1	10000	U	UG/L
LC34-DPT0649-053.0-20181003	1,1-DICHLOROETHENE	75-35-4	10000	U	UG/L
LC34-DPT0649-053.0-20181003	CIS-1,2-DICHLOROETHENE	156-59-2	26300		UG/L
LC34-DPT0649-053.0-20181003	TRANS-1,2-DICHLOROETHENE	156-60-5	10000	U	UG/L
LC34-DPT0649-053.0-20181003	TRICHLOROETHENE	79-01-6	1050000		UG/L
LC34-DPT0649-053.0-20181003	VINYL CHLORIDE	75-01-4	10000	U	UG/L
LC34-DPT0649-058.0-20181003	1,1,2-TRICHLOROTRIFLUOROETHANE	76-13-1	5000	U	UG/L
LC34-DPT0649-058.0-20181003	1,1-DICHLOROETHENE	75-35-4	5000	U	UG/L
LC34-DPT0649-058.0-20181003	CIS-1,2-DICHLOROETHENE	156-59-2	35100		UG/L
LC34-DPT0649-058.0-20181003	TRANS-1,2-DICHLOROETHENE	156-60-5	5000	U	UG/L

DPT Results - DNAPL Source Zone
Launch Complex 34, SWMU CC054

Sample_ID	Parameter	CAS	Lab Result	Qualifier	Units
LC34-DPT0649-058.0-20181003	TRICHLOROETHENE	79-01-6	641000		UG/L
LC34-DPT0649-058.0-20181003	VINYL CHLORIDE	75-01-4	5000	U	UG/L
LC34-DPT0649-063.0-20181003	1,1,2-TRICHLOROTRIFLUOROETHANE	76-13-1	5000	U	UG/L
LC34-DPT0649-063.0-20181003	1,1-DICHLOROETHENE	75-35-4	5000	U	UG/L
LC34-DPT0649-063.0-20181003	CIS-1,2-DICHLOROETHENE	156-59-2	54300		UG/L
LC34-DPT0649-063.0-20181003	TRANS-1,2-DICHLOROETHENE	156-60-5	5000	U	UG/L
LC34-DPT0649-063.0-20181003	TRICHLOROETHENE	79-01-6	1150000		UG/L
LC34-DPT0649-063.0-20181003	VINYL CHLORIDE	75-01-4	5000	U	UG/L
LC34-DPT0649-068.0-20181003	1,1,2-TRICHLOROTRIFLUOROETHANE	76-13-1	3300	U	UG/L
LC34-DPT0649-068.0-20181003	1,1-DICHLOROETHENE	75-35-4	3300	U	UG/L
LC34-DPT0649-068.0-20181003	CIS-1,2-DICHLOROETHENE	156-59-2	11200		UG/L
LC34-DPT0649-068.0-20181003	TRANS-1,2-DICHLOROETHENE	156-60-5	3300	U	UG/L
LC34-DPT0649-068.0-20181003	TRICHLOROETHENE	79-01-6	116000		UG/L
LC34-DPT0649-068.0-20181003	VINYL CHLORIDE	75-01-4	3300	U	UG/L
LC34-DPT0649-073.0-20181003	1,1,2-TRICHLOROTRIFLUOROETHANE	76-13-1	1000	U	UG/L
LC34-DPT0649-073.0-20181003	1,1-DICHLOROETHENE	75-35-4	1000	U	UG/L
LC34-DPT0649-073.0-20181003	CIS-1,2-DICHLOROETHENE	156-59-2	1000	U	UG/L
LC34-DPT0649-073.0-20181003	TRANS-1,2-DICHLOROETHENE	156-60-5	1000	U	UG/L
LC34-DPT0649-073.0-20181003	TRICHLOROETHENE	79-01-6	24700		UG/L
LC34-DPT0649-073.0-20181003	VINYL CHLORIDE	75-01-4	1000	U	UG/L
LC34-DPT0649-078.0-20181004	1,1,2-TRICHLOROTRIFLUOROETHANE	76-13-1	290	U	UG/L
LC34-DPT0649-078.0-20181004	1,1-DICHLOROETHENE	75-35-4	290	U	UG/L
LC34-DPT0649-078.0-20181004	CIS-1,2-DICHLOROETHENE	156-59-2	740		UG/L
LC34-DPT0649-078.0-20181004	TRANS-1,2-DICHLOROETHENE	156-60-5	290	U	UG/L
LC34-DPT0649-078.0-20181004	TRICHLOROETHENE	79-01-6	56000		UG/L
LC34-DPT0649-078.0-20181004	VINYL CHLORIDE	75-01-4	290	U	UG/L
LC34-DPT0649-083.0-20181004	1,1,2-TRICHLOROTRIFLUOROETHANE	76-13-1	290	U	UG/L
LC34-DPT0649-083.0-20181004	1,1-DICHLOROETHENE	75-35-4	290	U	UG/L
LC34-DPT0649-083.0-20181004	CIS-1,2-DICHLOROETHENE	156-59-2	290	U	UG/L

DPT Results - DNAPL Source Zone
Launch Complex 34, SWMU CC054

Sample_ID	Parameter	CAS	Lab Result	Qualifier	Units
LC34-DPT0649-083.0-20181004	TRANS-1,2-DICHLOROETHENE	156-60-5	290	U	UG/L
LC34-DPT0649-083.0-20181004	TRICHLOROETHENE	79-01-6	5800		UG/L
LC34-DPT0649-083.0-20181004	VINYL CHLORIDE	75-01-4	290	U	UG/L
LC34-DPT0649-088.0-20181004	1,1,2-TRICHLOROTRIFLUOROETHANE	76-13-1	40	U	UG/L
LC34-DPT0649-088.0-20181004	1,1-DICHLOROETHENE	75-35-4	40	U	UG/L
LC34-DPT0649-088.0-20181004	CIS-1,2-DICHLOROETHENE	156-59-2	120		UG/L
LC34-DPT0649-088.0-20181004	TRANS-1,2-DICHLOROETHENE	156-60-5	40	U	UG/L
LC34-DPT0649-088.0-20181004	TRICHLOROETHENE	79-01-6	3400		UG/L
LC34-DPT0649-088.0-20181004	VINYL CHLORIDE	75-01-4	40	U	UG/L
LC34-DPT0649-093.0-20181004	1,1,2-TRICHLOROTRIFLUOROETHANE	76-13-1	40	U	UG/L
LC34-DPT0649-093.0-20181004	1,1-DICHLOROETHENE	75-35-4	40	U	UG/L
LC34-DPT0649-093.0-20181004	CIS-1,2-DICHLOROETHENE	156-59-2	360		UG/L
LC34-DPT0649-093.0-20181004	TRANS-1,2-DICHLOROETHENE	156-60-5	40	U	UG/L
LC34-DPT0649-093.0-20181004	TRICHLOROETHENE	79-01-6	12100		UG/L
LC34-DPT0649-093.0-20181004	VINYL CHLORIDE	75-01-4	40	U	UG/L
LC34-DPT0649-098.0-20181004	1,1,2-TRICHLOROTRIFLUOROETHANE	76-13-1	40	U	UG/L
LC34-DPT0649-098.0-20181004	1,1-DICHLOROETHENE	75-35-4	40	U	UG/L
LC34-DPT0649-098.0-20181004	CIS-1,2-DICHLOROETHENE	156-59-2	140		UG/L
LC34-DPT0649-098.0-20181004	TRANS-1,2-DICHLOROETHENE	156-60-5	40	U	UG/L
LC34-DPT0649-098.0-20181004	TRICHLOROETHENE	79-01-6	4900		UG/L
LC34-DPT0649-098.0-20181004	VINYL CHLORIDE	75-01-4	40	U	UG/L
LC34-DPT0650-008.0-20181004	1,1,2-TRICHLOROTRIFLUOROETHANE	76-13-1	1	U	UG/L
LC34-DPT0650-008.0-20181004	1,1-DICHLOROETHENE	75-35-4	1	U	UG/L
LC34-DPT0650-008.0-20181004	CIS-1,2-DICHLOROETHENE	156-59-2	8		UG/L
LC34-DPT0650-008.0-20181004	TRANS-1,2-DICHLOROETHENE	156-60-5	1	U	UG/L
LC34-DPT0650-008.0-20181004	TRICHLOROETHENE	79-01-6	1	U	UG/L
LC34-DPT0650-008.0-20181004	VINYL CHLORIDE	75-01-4	1		UG/L
LC34-DPT0650-013.0-20181004	1,1,2-TRICHLOROTRIFLUOROETHANE	76-13-1	1	U	UG/L
LC34-DPT0650-013.0-20181004	1,1-DICHLOROETHENE	75-35-4	1	U	UG/L

DPT Results - DNAPL Source Zone
Launch Complex 34, SWMU CC054

Sample_ID	Parameter	CAS	Lab Result	Qualifier	Units
LC34-DPT0650-013.0-20181004	CIS-1,2-DICHLOROETHENE	156-59-2	15		UG/L
LC34-DPT0650-013.0-20181004	TRANS-1,2-DICHLOROETHENE	156-60-5	1	U	UG/L
LC34-DPT0650-013.0-20181004	TRICHLOROETHENE	79-01-6	5		UG/L
LC34-DPT0650-013.0-20181004	VINYL CHLORIDE	75-01-4	2		UG/L
LC34-DPT0650-018.0-20181004	1,1,2-TRICHLOROTRIFLUOROETHANE	76-13-1	1	U	UG/L
LC34-DPT0650-018.0-20181004	1,1-DICHLOROETHENE	75-35-4	1	U	UG/L
LC34-DPT0650-018.0-20181004	CIS-1,2-DICHLOROETHENE	156-59-2	19		UG/L
LC34-DPT0650-018.0-20181004	TRANS-1,2-DICHLOROETHENE	156-60-5	1	U	UG/L
LC34-DPT0650-018.0-20181004	TRICHLOROETHENE	79-01-6	7		UG/L
LC34-DPT0650-018.0-20181004	VINYL CHLORIDE	75-01-4	4		UG/L
LC34-DPT0650-023.0-20181004	1,1,2-TRICHLOROTRIFLUOROETHANE	76-13-1	1	U	UG/L
LC34-DPT0650-023.0-20181004	1,1-DICHLOROETHENE	75-35-4	1	U	UG/L
LC34-DPT0650-023.0-20181004	CIS-1,2-DICHLOROETHENE	156-59-2	19		UG/L
LC34-DPT0650-023.0-20181004	TRANS-1,2-DICHLOROETHENE	156-60-5	1		UG/L
LC34-DPT0650-023.0-20181004	TRICHLOROETHENE	79-01-6	1		UG/L
LC34-DPT0650-023.0-20181004	VINYL CHLORIDE	75-01-4	19		UG/L
LC34-DPT0650-028.0-20181004	1,1,2-TRICHLOROTRIFLUOROETHANE	76-13-1	3	U	UG/L
LC34-DPT0650-028.0-20181004	1,1-DICHLOROETHENE	75-35-4	3	U	UG/L
LC34-DPT0650-028.0-20181004	CIS-1,2-DICHLOROETHENE	156-59-2	12		UG/L
LC34-DPT0650-028.0-20181004	TRANS-1,2-DICHLOROETHENE	156-60-5	3	U	UG/L
LC34-DPT0650-028.0-20181004	TRICHLOROETHENE	79-01-6	3	U	UG/L
LC34-DPT0650-028.0-20181004	VINYL CHLORIDE	75-01-4	11		UG/L
LC34-DPT0650-033.0-20181004	1,1,2-TRICHLOROTRIFLUOROETHANE	76-13-1	3	U	UG/L
LC34-DPT0650-033.0-20181004	1,1-DICHLOROETHENE	75-35-4	3	U	UG/L
LC34-DPT0650-033.0-20181004	CIS-1,2-DICHLOROETHENE	156-59-2	13		UG/L
LC34-DPT0650-033.0-20181004	TRANS-1,2-DICHLOROETHENE	156-60-5	3	U	UG/L
LC34-DPT0650-033.0-20181004	TRICHLOROETHENE	79-01-6	66		UG/L
LC34-DPT0650-033.0-20181004	VINYL CHLORIDE	75-01-4	34		UG/L
LC34-DPT0650-038.0-20181004	1,1,2-TRICHLOROTRIFLUOROETHANE	76-13-1	40	U	UG/L

DPT Results - DNAPL Source Zone
Launch Complex 34, SWMU CC054

Sample_ID	Parameter	CAS	Lab Result	Qualifier	Units
LC34-DPT0650-038.0-20181004	1,1-DICHLOROETHENE	75-35-4	40	U	UG/L
LC34-DPT0650-038.0-20181004	CIS-1,2-DICHLOROETHENE	156-59-2	22900	J	UG/L
LC34-DPT0650-038.0-20181004	TRANS-1,2-DICHLOROETHENE	156-60-5	810		UG/L
LC34-DPT0650-038.0-20181004	TRICHLOROETHENE	79-01-6	76		UG/L
LC34-DPT0650-038.0-20181004	VINYL CHLORIDE	75-01-4	10200	J	UG/L
LC34-DPT0650-043.0-20181004	1,1,2-TRICHLOROTRIFLUOROETHANE	76-13-1	290	U	UG/L
LC34-DPT0650-043.0-20181004	1,1-DICHLOROETHENE	75-35-4	290	U	UG/L
LC34-DPT0650-043.0-20181004	CIS-1,2-DICHLOROETHENE	156-59-2	111000	J	UG/L
LC34-DPT0650-043.0-20181004	TRANS-1,2-DICHLOROETHENE	156-60-5	3500		UG/L
LC34-DPT0650-043.0-20181004	TRICHLOROETHENE	79-01-6	36300		UG/L
LC34-DPT0650-043.0-20181004	VINYL CHLORIDE	75-01-4	9200		UG/L
LC34-DPT0650-048.0-20181004	1,1,2-TRICHLOROTRIFLUOROETHANE	76-13-1	290	U	UG/L
LC34-DPT0650-048.0-20181004	1,1-DICHLOROETHENE	75-35-4	290	U	UG/L
LC34-DPT0650-048.0-20181004	CIS-1,2-DICHLOROETHENE	156-59-2	78600		UG/L
LC34-DPT0650-048.0-20181004	TRANS-1,2-DICHLOROETHENE	156-60-5	2200		UG/L
LC34-DPT0650-048.0-20181004	TRICHLOROETHENE	79-01-6	39600		UG/L
LC34-DPT0650-048.0-20181004	VINYL CHLORIDE	75-01-4	5200		UG/L
LC34-DPT0650-053.0-20181004	1,1,2-TRICHLOROTRIFLUOROETHANE	76-13-1	3500		UG/L
LC34-DPT0650-053.0-20181004	1,1-DICHLOROETHENE	75-35-4	1000	U	UG/L
LC34-DPT0650-053.0-20181004	CIS-1,2-DICHLOROETHENE	156-59-2	1000	U	UG/L
LC34-DPT0650-053.0-20181004	TRANS-1,2-DICHLOROETHENE	156-60-5	1000	U	UG/L
LC34-DPT0650-053.0-20181004	TRICHLOROETHENE	79-01-6	603000	J	UG/L
LC34-DPT0650-053.0-20181004	VINYL CHLORIDE	75-01-4	1000	U	UG/L
LC34-DPT0650-058.0-20181004	1,1,2-TRICHLOROTRIFLUOROETHANE	76-13-1	2000	U	UG/L
LC34-DPT0650-058.0-20181004	1,1-DICHLOROETHENE	75-35-4	2000	U	UG/L
LC34-DPT0650-058.0-20181004	CIS-1,2-DICHLOROETHENE	156-59-2	11200		UG/L
LC34-DPT0650-058.0-20181004	TRANS-1,2-DICHLOROETHENE	156-60-5	2000	U	UG/L
LC34-DPT0650-058.0-20181004	TRICHLOROETHENE	79-01-6	1540000	J	UG/L
LC34-DPT0650-058.0-20181004	VINYL CHLORIDE	75-01-4	2000	U	UG/L

DPT Results - DNAPL Source Zone
Launch Complex 34, SWMU CC054

Sample_ID	Parameter	CAS	Lab Result	Qualifier	Units
LC34-DPT0650-058.0-20181121	1,1,2-TRICHLOROTRIFLUOROETHANE	76-13-1	1000	U	UG/L
LC34-DPT0650-058.0-20181121	1,1-DICHLOROETHENE	75-35-4	1000	U	UG/L
LC34-DPT0650-058.0-20181121	CIS-1,2-DICHLOROETHENE	156-59-2	4200		UG/L
LC34-DPT0650-058.0-20181121	TRANS-1,2-DICHLOROETHENE	156-60-5	1000	U	UG/L
LC34-DPT0650-058.0-20181121	TRICHLOROETHENE	79-01-6	522000		UG/L
LC34-DPT0650-058.0-20181121	VINYL CHLORIDE	75-01-4	1000	U	UG/L
LC34-DPT0650-063.0-20181004	1,1,2-TRICHLOROTRIFLUOROETHANE	76-13-1	10000	U	UG/L
LC34-DPT0650-063.0-20181004	1,1-DICHLOROETHENE	75-35-4	10000	U	UG/L
LC34-DPT0650-063.0-20181004	CIS-1,2-DICHLOROETHENE	156-59-2	12200		UG/L
LC34-DPT0650-063.0-20181004	TRANS-1,2-DICHLOROETHENE	156-60-5	10000	U	UG/L
LC34-DPT0650-063.0-20181004	TRICHLOROETHENE	79-01-6	1090000		UG/L
LC34-DPT0650-063.0-20181004	VINYL CHLORIDE	75-01-4	10000	U	UG/L
LC34-DPT0650-063.0-20181121	1,1,2-TRICHLOROTRIFLUOROETHANE	76-13-1	200	U	UG/L
LC34-DPT0650-063.0-20181121	1,1-DICHLOROETHENE	75-35-4	200	U	UG/L
LC34-DPT0650-063.0-20181121	CIS-1,2-DICHLOROETHENE	156-59-2	890		UG/L
LC34-DPT0650-063.0-20181121	TRANS-1,2-DICHLOROETHENE	156-60-5	200	U	UG/L
LC34-DPT0650-063.0-20181121	TRICHLOROETHENE	79-01-6	15800		UG/L
LC34-DPT0650-063.0-20181121	VINYL CHLORIDE	75-01-4	810		UG/L
LC34-DPT0650-068.0-20181004	1,1,2-TRICHLOROTRIFLUOROETHANE	76-13-1	5000	U	UG/L
LC34-DPT0650-068.0-20181004	1,1-DICHLOROETHENE	75-35-4	5000	U	UG/L
LC34-DPT0650-068.0-20181004	CIS-1,2-DICHLOROETHENE	156-59-2	11300		UG/L
LC34-DPT0650-068.0-20181004	TRANS-1,2-DICHLOROETHENE	156-60-5	5000	U	UG/L
LC34-DPT0650-068.0-20181004	TRICHLOROETHENE	79-01-6	792000		UG/L
LC34-DPT0650-068.0-20181004	VINYL CHLORIDE	75-01-4	5000	U	UG/L
LC34-DPT0650-068.0-20181121	1,1,2-TRICHLOROTRIFLUOROETHANE	76-13-1	290	U	UG/L
LC34-DPT0650-068.0-20181121	1,1-DICHLOROETHENE	75-35-4	290	U	UG/L
LC34-DPT0650-068.0-20181121	CIS-1,2-DICHLOROETHENE	156-59-2	290	U	UG/L
LC34-DPT0650-068.0-20181121	TRANS-1,2-DICHLOROETHENE	156-60-5	290	U	UG/L
LC34-DPT0650-068.0-20181121	TRICHLOROETHENE	79-01-6	2000		UG/L

DPT Results - DNAPL Source Zone
Launch Complex 34, SWMU CC054

Sample_ID	Parameter	CAS	Lab Result	Qualifier	Units
LC34-DPT0650-068.0-20181121	VINYL CHLORIDE	75-01-4	290	U	UG/L
LC34-DPT0650-073.0-20181005	1,1,2-TRICHLOROTRIFLUOROETHANE	76-13-1	3300	U	UG/L
LC34-DPT0650-073.0-20181005	1,1-DICHLOROETHENE	75-35-4	3300	U	UG/L
LC34-DPT0650-073.0-20181005	CIS-1,2-DICHLOROETHENE	156-59-2	3300	U	UG/L
LC34-DPT0650-073.0-20181005	TRANS-1,2-DICHLOROETHENE	156-60-5	3300	U	UG/L
LC34-DPT0650-073.0-20181005	TRICHLOROETHENE	79-01-6	132000		UG/L
LC34-DPT0650-073.0-20181005	VINYL CHLORIDE	75-01-4	3300	U	UG/L
LC34-DPT0650-073.0-20181121	1,1,2-TRICHLOROTRIFLUOROETHANE	76-13-1	290	U	UG/L
LC34-DPT0650-073.0-20181121	1,1-DICHLOROETHENE	75-35-4	290	U	UG/L
LC34-DPT0650-073.0-20181121	CIS-1,2-DICHLOROETHENE	156-59-2	570		UG/L
LC34-DPT0650-073.0-20181121	TRANS-1,2-DICHLOROETHENE	156-60-5	290	U	UG/L
LC34-DPT0650-073.0-20181121	TRICHLOROETHENE	79-01-6	28800		UG/L
LC34-DPT0650-073.0-20181121	VINYL CHLORIDE	75-01-4	290	U	UG/L
LC34-DPT0650-078.0-20181005	1,1,2-TRICHLOROTRIFLUOROETHANE	76-13-1	1000	U	UG/L
LC34-DPT0650-078.0-20181005	1,1-DICHLOROETHENE	75-35-4	1000	U	UG/L
LC34-DPT0650-078.0-20181005	CIS-1,2-DICHLOROETHENE	156-59-2	9100		UG/L
LC34-DPT0650-078.0-20181005	TRANS-1,2-DICHLOROETHENE	156-60-5	1000	U	UG/L
LC34-DPT0650-078.0-20181005	TRICHLOROETHENE	79-01-6	373000	J	UG/L
LC34-DPT0650-078.0-20181005	VINYL CHLORIDE	75-01-4	1000	U	UG/L
LC34-DPT0650-078.0-20181121	1,1,2-TRICHLOROTRIFLUOROETHANE	76-13-1	2000	U	UG/L
LC34-DPT0650-078.0-20181121	1,1-DICHLOROETHENE	75-35-4	2000	U	UG/L
LC34-DPT0650-078.0-20181121	CIS-1,2-DICHLOROETHENE	156-59-2	17700		UG/L
LC34-DPT0650-078.0-20181121	TRANS-1,2-DICHLOROETHENE	156-60-5	2000	U	UG/L
LC34-DPT0650-078.0-20181121	TRICHLOROETHENE	79-01-6	492000		UG/L
LC34-DPT0650-078.0-20181121	VINYL CHLORIDE	75-01-4	2000	U	UG/L
LC34-DPT0650-083.0-20181005	1,1,2-TRICHLOROTRIFLUOROETHANE	76-13-1	1000	U	UG/L
LC34-DPT0650-083.0-20181005	1,1-DICHLOROETHENE	75-35-4	1000	U	UG/L
LC34-DPT0650-083.0-20181005	CIS-1,2-DICHLOROETHENE	156-59-2	10900		UG/L
LC34-DPT0650-083.0-20181005	TRANS-1,2-DICHLOROETHENE	156-60-5	1000	U	UG/L

DPT Results - DNAPL Source Zone
Launch Complex 34, SWMU CC054

Sample_ID	Parameter	CAS	Lab Result	Qualifier	Units
LC34-DPT0650-083.0-20181005	TRICHLOROETHENE	79-01-6	32400		UG/L
LC34-DPT0650-083.0-20181005	VINYL CHLORIDE	75-01-4	1000	U	UG/L
LC34-DPT0650-083.0-20181121	1,1,2-TRICHLOROTRIFLUOROETHANE	76-13-1	1000	U	UG/L
LC34-DPT0650-083.0-20181121	1,1-DICHLOROETHENE	75-35-4	1000	U	UG/L
LC34-DPT0650-083.0-20181121	CIS-1,2-DICHLOROETHENE	156-59-2	13800		UG/L
LC34-DPT0650-083.0-20181121	TRANS-1,2-DICHLOROETHENE	156-60-5	1000	U	UG/L
LC34-DPT0650-083.0-20181121	TRICHLOROETHENE	79-01-6	241000		UG/L
LC34-DPT0650-083.0-20181121	VINYL CHLORIDE	75-01-4	1000	U	UG/L
LC34-DPT0650-083.0-20190716	1,1,2-TRICHLOROTRIFLUOROETHANE	76-13-1	350	U	UG/L
LC34-DPT0650-083.0-20190716	1,1-DICHLOROETHENE	75-35-4	290	U	UG/L
LC34-DPT0650-083.0-20190716	CIS-1,2-DICHLOROETHENE	156-59-2	1500		UG/L
LC34-DPT0650-083.0-20190716	TRANS-1,2-DICHLOROETHENE	156-60-5	290	U	UG/L
LC34-DPT0650-083.0-20190716	TRICHLOROETHENE	79-01-6	92900		UG/L
LC34-DPT0650-083.0-20190716	VINYL CHLORIDE	75-01-4	290	U	UG/L
LC34-DPT0650-088.0-20181005	1,1,2-TRICHLOROTRIFLUOROETHANE	76-13-1	290	U	UG/L
LC34-DPT0650-088.0-20181005	1,1-DICHLOROETHENE	75-35-4	290	U	UG/L
LC34-DPT0650-088.0-20181005	CIS-1,2-DICHLOROETHENE	156-59-2	61000		UG/L
LC34-DPT0650-088.0-20181005	TRANS-1,2-DICHLOROETHENE	156-60-5	290	U	UG/L
LC34-DPT0650-088.0-20181005	TRICHLOROETHENE	79-01-6	177000	J	UG/L
LC34-DPT0650-088.0-20181005	VINYL CHLORIDE	75-01-4	290	U	UG/L
LC34-DPT0650-088.0-20181121	1,1,2-TRICHLOROTRIFLUOROETHANE	76-13-1	1000	U	UG/L
LC34-DPT0650-088.0-20181121	1,1-DICHLOROETHENE	75-35-4	1000	U	UG/L
LC34-DPT0650-088.0-20181121	CIS-1,2-DICHLOROETHENE	156-59-2	12700		UG/L
LC34-DPT0650-088.0-20181121	TRANS-1,2-DICHLOROETHENE	156-60-5	1000	U	UG/L
LC34-DPT0650-088.0-20181121	TRICHLOROETHENE	79-01-6	340000		UG/L
LC34-DPT0650-088.0-20181121	VINYL CHLORIDE	75-01-4	1000	U	UG/L
LC34-DPT0650-088.0-20190716	1,1,2-TRICHLOROTRIFLUOROETHANE	76-13-1	290	U	UG/L
LC34-DPT0650-088.0-20190716	1,1-DICHLOROETHENE	75-35-4	290	U	UG/L
LC34-DPT0650-088.0-20190716	CIS-1,2-DICHLOROETHENE	156-59-2	39700		UG/L

DPT Results - DNAPL Source Zone
Launch Complex 34, SWMU CC054

Sample_ID	Parameter	CAS	Lab Result	Qualifier	Units
LC34-DPT0650-088.0-20190716	TRANS-1,2-DICHLOROETHENE	156-60-5	290	U	UG/L
LC34-DPT0650-088.0-20190716	TRICHLOROETHENE	79-01-6	122000		UG/L
LC34-DPT0650-088.0-20190716	VINYL CHLORIDE	75-01-4	290	U	UG/L
LC34-DPT0650-093.0-20181005	1,1,2-TRICHLOROTRIFLUOROETHANE	76-13-1	3800		UG/L
LC34-DPT0650-093.0-20181005	1,1-DICHLOROETHENE	75-35-4	500	U	UG/L
LC34-DPT0650-093.0-20181005	CIS-1,2-DICHLOROETHENE	156-59-2	17300		UG/L
LC34-DPT0650-093.0-20181005	TRANS-1,2-DICHLOROETHENE	156-60-5	500	U	UG/L
LC34-DPT0650-093.0-20181005	TRICHLOROETHENE	79-01-6	795000	J	UG/L
LC34-DPT0650-093.0-20181005	VINYL CHLORIDE	75-01-4	500	U	UG/L
LC34-DPT0650-093.0-20181121	1,1,2-TRICHLOROTRIFLUOROETHANE	76-13-1	2000	U	UG/L
LC34-DPT0650-093.0-20181121	1,1-DICHLOROETHENE	75-35-4	2000	U	UG/L
LC34-DPT0650-093.0-20181121	CIS-1,2-DICHLOROETHENE	156-59-2	10500		UG/L
LC34-DPT0650-093.0-20181121	TRANS-1,2-DICHLOROETHENE	156-60-5	2000	U	UG/L
LC34-DPT0650-093.0-20181121	TRICHLOROETHENE	79-01-6	358000		UG/L
LC34-DPT0650-093.0-20181121	VINYL CHLORIDE	75-01-4	2000	U	UG/L
LC34-DPT0650-093.0-20190716	1,1,2-TRICHLOROTRIFLUOROETHANE	76-13-1	1000	U	UG/L
LC34-DPT0650-093.0-20190716	1,1-DICHLOROETHENE	75-35-4	1000	U	UG/L
LC34-DPT0650-093.0-20190716	CIS-1,2-DICHLOROETHENE	156-59-2	7800		UG/L
LC34-DPT0650-093.0-20190716	TRANS-1,2-DICHLOROETHENE	156-60-5	1000	U	UG/L
LC34-DPT0650-093.0-20190716	TRICHLOROETHENE	79-01-6	205000		UG/L
LC34-DPT0650-093.0-20190716	VINYL CHLORIDE	75-01-4	1000	U	UG/L
LC34-DPT0650-098.0-20181005	1,1,2-TRICHLOROTRIFLUOROETHANE	76-13-1	1000	U	UG/L
LC34-DPT0650-098.0-20181005	1,1-DICHLOROETHENE	75-35-4	1000	U	UG/L
LC34-DPT0650-098.0-20181005	CIS-1,2-DICHLOROETHENE	156-59-2	5300		UG/L
LC34-DPT0650-098.0-20181005	TRANS-1,2-DICHLOROETHENE	156-60-5	1000	U	UG/L
LC34-DPT0650-098.0-20181005	TRICHLOROETHENE	79-01-6	373000	J	UG/L
LC34-DPT0650-098.0-20181005	VINYL CHLORIDE	75-01-4	1000	U	UG/L
LC34-DPT0650-098.0-20181121	1,1,2-TRICHLOROTRIFLUOROETHANE	76-13-1	1000	U	UG/L
LC34-DPT0650-098.0-20181121	1,1-DICHLOROETHENE	75-35-4	1000	U	UG/L

DPT Results - DNAPL Source Zone
Launch Complex 34, SWMU CC054

Sample_ID	Parameter	CAS	Lab Result	Qualifier	Units
LC34-DPT0650-098.0-20181121	CIS-1,2-DICHLOROETHENE	156-59-2	9100		UG/L
LC34-DPT0650-098.0-20181121	TRANS-1,2-DICHLOROETHENE	156-60-5	1000	U	UG/L
LC34-DPT0650-098.0-20181121	TRICHLOROETHENE	79-01-6	322000		UG/L
LC34-DPT0650-098.0-20181121	VINYL CHLORIDE	75-01-4	1000	U	UG/L
LC34-DPT0650-098.0-20190716	1,1,2-TRICHLOROTRIFLUOROETHANE	76-13-1	290	U	UG/L
LC34-DPT0650-098.0-20190716	1,1-DICHLOROETHENE	75-35-4	290	U	UG/L
LC34-DPT0650-098.0-20190716	CIS-1,2-DICHLOROETHENE	156-59-2	1400		UG/L
LC34-DPT0650-098.0-20190716	TRANS-1,2-DICHLOROETHENE	156-60-5	290	U	UG/L
LC34-DPT0650-098.0-20190716	TRICHLOROETHENE	79-01-6	290		UG/L
LC34-DPT0650-098.0-20190716	VINYL CHLORIDE	75-01-4	290	U	UG/L
LC34-DPT0651-008.0-20181005	1,1,2-TRICHLOROTRIFLUOROETHANE	76-13-1	1	U	UG/L
LC34-DPT0651-008.0-20181005	1,1-DICHLOROETHENE	75-35-4	1	U	UG/L
LC34-DPT0651-008.0-20181005	CIS-1,2-DICHLOROETHENE	156-59-2	4		UG/L
LC34-DPT0651-008.0-20181005	TRANS-1,2-DICHLOROETHENE	156-60-5	1	U	UG/L
LC34-DPT0651-008.0-20181005	TRICHLOROETHENE	79-01-6	13		UG/L
LC34-DPT0651-008.0-20181005	VINYL CHLORIDE	75-01-4	1		UG/L
LC34-DPT0651-013.0-20181005	1,1,2-TRICHLOROTRIFLUOROETHANE	76-13-1	1	U	UG/L
LC34-DPT0651-013.0-20181005	1,1-DICHLOROETHENE	75-35-4	1	U	UG/L
LC34-DPT0651-013.0-20181005	CIS-1,2-DICHLOROETHENE	156-59-2	12		UG/L
LC34-DPT0651-013.0-20181005	TRANS-1,2-DICHLOROETHENE	156-60-5	1	U	UG/L
LC34-DPT0651-013.0-20181005	TRICHLOROETHENE	79-01-6	6		UG/L
LC34-DPT0651-013.0-20181005	VINYL CHLORIDE	75-01-4	13		UG/L
LC34-DPT0651-018.0-20181005	1,1,2-TRICHLOROTRIFLUOROETHANE	76-13-1	1	U	UG/L
LC34-DPT0651-018.0-20181005	1,1-DICHLOROETHENE	75-35-4	1	U	UG/L
LC34-DPT0651-018.0-20181005	CIS-1,2-DICHLOROETHENE	156-59-2	19		UG/L
LC34-DPT0651-018.0-20181005	TRANS-1,2-DICHLOROETHENE	156-60-5	1	U	UG/L
LC34-DPT0651-018.0-20181005	TRICHLOROETHENE	79-01-6	5		UG/L
LC34-DPT0651-018.0-20181005	VINYL CHLORIDE	75-01-4	20		UG/L
LC34-DPT0651-023.0-20181005	1,1,2-TRICHLOROTRIFLUOROETHANE	76-13-1	1	U	UG/L

DPT Results - DNAPL Source Zone
Launch Complex 34, SWMU CC054

Sample_ID	Parameter	CAS	Lab Result	Qualifier	Units
LC34-DPT0651-023.0-20181005	1,1-DICHLOROETHENE	75-35-4	1	U	UG/L
LC34-DPT0651-023.0-20181005	CIS-1,2-DICHLOROETHENE	156-59-2	15		UG/L
LC34-DPT0651-023.0-20181005	TRANS-1,2-DICHLOROETHENE	156-60-5	1	U	UG/L
LC34-DPT0651-023.0-20181005	TRICHLOROETHENE	79-01-6	6		UG/L
LC34-DPT0651-023.0-20181005	VINYL CHLORIDE	75-01-4	17		UG/L
LC34-DPT0651-028.0-20181005	1,1,2-TRICHLOROTRIFLUOROETHANE	76-13-1	1	U	UG/L
LC34-DPT0651-028.0-20181005	1,1-DICHLOROETHENE	75-35-4	1	U	UG/L
LC34-DPT0651-028.0-20181005	CIS-1,2-DICHLOROETHENE	156-59-2	31		UG/L
LC34-DPT0651-028.0-20181005	TRANS-1,2-DICHLOROETHENE	156-60-5	1	U	UG/L
LC34-DPT0651-028.0-20181005	TRICHLOROETHENE	79-01-6	9		UG/L
LC34-DPT0651-028.0-20181005	VINYL CHLORIDE	75-01-4	5		UG/L
LC34-DPT0651-033.0-20181005	1,1,2-TRICHLOROTRIFLUOROETHANE	76-13-1	3	U	UG/L
LC34-DPT0651-033.0-20181005	1,1-DICHLOROETHENE	75-35-4	3	U	UG/L
LC34-DPT0651-033.0-20181005	CIS-1,2-DICHLOROETHENE	156-59-2	97		UG/L
LC34-DPT0651-033.0-20181005	TRANS-1,2-DICHLOROETHENE	156-60-5	3	U	UG/L
LC34-DPT0651-033.0-20181005	TRICHLOROETHENE	79-01-6	12		UG/L
LC34-DPT0651-033.0-20181005	VINYL CHLORIDE	75-01-4	82		UG/L
LC34-DPT0651-038.0-20181005	1,1,2-TRICHLOROTRIFLUOROETHANE	76-13-1	20	U	UG/L
LC34-DPT0651-038.0-20181005	1,1-DICHLOROETHENE	75-35-4	20	U	UG/L
LC34-DPT0651-038.0-20181005	CIS-1,2-DICHLOROETHENE	156-59-2	990		UG/L
LC34-DPT0651-038.0-20181005	TRANS-1,2-DICHLOROETHENE	156-60-5	79		UG/L
LC34-DPT0651-038.0-20181005	TRICHLOROETHENE	79-01-6	660		UG/L
LC34-DPT0651-038.0-20181005	VINYL CHLORIDE	75-01-4	130		UG/L
LC34-DPT0651-043.0-20181005	1,1,2-TRICHLOROTRIFLUOROETHANE	76-13-1	3300	U	UG/L
LC34-DPT0651-043.0-20181005	1,1-DICHLOROETHENE	75-35-4	3300	U	UG/L
LC34-DPT0651-043.0-20181005	CIS-1,2-DICHLOROETHENE	156-59-2	9600		UG/L
LC34-DPT0651-043.0-20181005	TRANS-1,2-DICHLOROETHENE	156-60-5	3300	U	UG/L
LC34-DPT0651-043.0-20181005	TRICHLOROETHENE	79-01-6	142000		UG/L
LC34-DPT0651-043.0-20181005	VINYL CHLORIDE	75-01-4	3300	U	UG/L

DPT Results - DNAPL Source Zone
Launch Complex 34, SWMU CC054

Sample_ID	Parameter	CAS	Lab Result	Qualifier	Units
LC34-DPT0651-048.0-20181005	1,1,2-TRICHLOROTRIFLUOROETHANE	76-13-1	10000	U	UG/L
LC34-DPT0651-048.0-20181005	1,1-DICHLOROETHENE	75-35-4	10000	U	UG/L
LC34-DPT0651-048.0-20181005	CIS-1,2-DICHLOROETHENE	156-59-2	18600		UG/L
LC34-DPT0651-048.0-20181005	TRANS-1,2-DICHLOROETHENE	156-60-5	10000	U	UG/L
LC34-DPT0651-048.0-20181005	TRICHLOROETHENE	79-01-6	842000		UG/L
LC34-DPT0651-048.0-20181005	VINYL CHLORIDE	75-01-4	10000	U	UG/L
LC34-DPT0651-053.0-20181008	1,1,2-TRICHLOROTRIFLUOROETHANE	76-13-1	5900		UG/L
LC34-DPT0651-053.0-20181008	1,1-DICHLOROETHENE	75-35-4	5000	U	UG/L
LC34-DPT0651-053.0-20181008	CIS-1,2-DICHLOROETHENE	156-59-2	67200		UG/L
LC34-DPT0651-053.0-20181008	TRANS-1,2-DICHLOROETHENE	156-60-5	5000	U	UG/L
LC34-DPT0651-053.0-20181008	TRICHLOROETHENE	79-01-6	303000		UG/L
LC34-DPT0651-053.0-20181008	VINYL CHLORIDE	75-01-4	19900		UG/L
LC34-DPT0651-053.0-20181008-D	1,1,2-TRICHLOROTRIFLUOROETHANE	76-13-1	5000	U	UG/L
LC34-DPT0651-053.0-20181008-D	1,1-DICHLOROETHENE	75-35-4	5000	U	UG/L
LC34-DPT0651-053.0-20181008-D	CIS-1,2-DICHLOROETHENE	156-59-2	62200		UG/L
LC34-DPT0651-053.0-20181008-D	TRANS-1,2-DICHLOROETHENE	156-60-5	5000	U	UG/L
LC34-DPT0651-053.0-20181008-D	TRICHLOROETHENE	79-01-6	261000		UG/L
LC34-DPT0651-053.0-20181008-D	VINYL CHLORIDE	75-01-4	14700		UG/L
LC34-DPT0651-058.0-20181008	1,1,2-TRICHLOROTRIFLUOROETHANE	76-13-1	3300	U	UG/L
LC34-DPT0651-058.0-20181008	1,1-DICHLOROETHENE	75-35-4	3300	U	UG/L
LC34-DPT0651-058.0-20181008	CIS-1,2-DICHLOROETHENE	156-59-2	66600		UG/L
LC34-DPT0651-058.0-20181008	TRANS-1,2-DICHLOROETHENE	156-60-5	3300	U	UG/L
LC34-DPT0651-058.0-20181008	TRICHLOROETHENE	79-01-6	916000		UG/L
LC34-DPT0651-058.0-20181008	VINYL CHLORIDE	75-01-4	7400		UG/L
LC34-DPT0651-063.0-20181008	1,1,2-TRICHLOROTRIFLUOROETHANE	76-13-1	5000	U	UG/L
LC34-DPT0651-063.0-20181008	1,1-DICHLOROETHENE	75-35-4	5000	U	UG/L
LC34-DPT0651-063.0-20181008	CIS-1,2-DICHLOROETHENE	156-59-2	32300		UG/L
LC34-DPT0651-063.0-20181008	TRANS-1,2-DICHLOROETHENE	156-60-5	5000	U	UG/L
LC34-DPT0651-063.0-20181008	TRICHLOROETHENE	79-01-6	701000		UG/L

DPT Results - DNAPL Source Zone
Launch Complex 34, SWMU CC054

Sample_ID	Parameter	CAS	Lab Result	Qualifier	Units
LC34-DPT0651-063.0-20181008	VINYL CHLORIDE	75-01-4	5000	U	UG/L
LC34-DPT0651-068.0-20181008	1,1,2-TRICHLOROTRIFLUOROETHANE	76-13-1	3300	U	UG/L
LC34-DPT0651-068.0-20181008	1,1-DICHLOROETHENE	75-35-4	3300	U	UG/L
LC34-DPT0651-068.0-20181008	CIS-1,2-DICHLOROETHENE	156-59-2	3300	U	UG/L
LC34-DPT0651-068.0-20181008	TRANS-1,2-DICHLOROETHENE	156-60-5	3300	U	UG/L
LC34-DPT0651-068.0-20181008	TRICHLOROETHENE	79-01-6	111000		UG/L
LC34-DPT0651-068.0-20181008	VINYL CHLORIDE	75-01-4	3300	U	UG/L
LC34-DPT0651-073.0-20181008	1,1,2-TRICHLOROTRIFLUOROETHANE	76-13-1	380		UG/L
LC34-DPT0651-073.0-20181008	1,1-DICHLOROETHENE	75-35-4	290	U	UG/L
LC34-DPT0651-073.0-20181008	CIS-1,2-DICHLOROETHENE	156-59-2	1200		UG/L
LC34-DPT0651-073.0-20181008	TRANS-1,2-DICHLOROETHENE	156-60-5	290	U	UG/L
LC34-DPT0651-073.0-20181008	TRICHLOROETHENE	79-01-6	42500		UG/L
LC34-DPT0651-073.0-20181008	VINYL CHLORIDE	75-01-4	290	U	UG/L
LC34-DPT0651-078.0-20181008	1,1,2-TRICHLOROTRIFLUOROETHANE	76-13-1	8500		UG/L
LC34-DPT0651-078.0-20181008	1,1-DICHLOROETHENE	75-35-4	290	U	UG/L
LC34-DPT0651-078.0-20181008	CIS-1,2-DICHLOROETHENE	156-59-2	8700		UG/L
LC34-DPT0651-078.0-20181008	TRANS-1,2-DICHLOROETHENE	156-60-5	290	U	UG/L
LC34-DPT0651-078.0-20181008	TRICHLOROETHENE	79-01-6	521000		UG/L
LC34-DPT0651-078.0-20181008	VINYL CHLORIDE	75-01-4	290	U	UG/L
LC34-DPT0651-083.0-20181008	1,1,2-TRICHLOROTRIFLUOROETHANE	76-13-1	1000	U	UG/L
LC34-DPT0651-083.0-20181008	1,1-DICHLOROETHENE	75-35-4	1000	U	UG/L
LC34-DPT0651-083.0-20181008	CIS-1,2-DICHLOROETHENE	156-59-2	1200		UG/L
LC34-DPT0651-083.0-20181008	TRANS-1,2-DICHLOROETHENE	156-60-5	1000	U	UG/L
LC34-DPT0651-083.0-20181008	TRICHLOROETHENE	79-01-6	20500		UG/L
LC34-DPT0651-083.0-20181008	VINYL CHLORIDE	75-01-4	1000	U	UG/L
LC34-DPT0651-088.0-20181008	1,1,2-TRICHLOROTRIFLUOROETHANE	76-13-1	290	U	UG/L
LC34-DPT0651-088.0-20181008	1,1-DICHLOROETHENE	75-35-4	290	U	UG/L
LC34-DPT0651-088.0-20181008	CIS-1,2-DICHLOROETHENE	156-59-2	5400		UG/L
LC34-DPT0651-088.0-20181008	TRANS-1,2-DICHLOROETHENE	156-60-5	290	U	UG/L

DPT Results - DNAPL Source Zone
Launch Complex 34, SWMU CC054

Sample_ID	Parameter	CAS	Lab Result	Qualifier	Units
LC34-DPT0651-088.0-20181008	TRICHLOROETHENE	79-01-6	31900		UG/L
LC34-DPT0651-088.0-20181008	VINYL CHLORIDE	75-01-4	290	U	UG/L
LC34-DPT0651-093.0-20181008	1,1,2-TRICHLOROTRIFLUOROETHANE	76-13-1	290	U	UG/L
LC34-DPT0651-093.0-20181008	1,1-DICHLOROETHENE	75-35-4	290	U	UG/L
LC34-DPT0651-093.0-20181008	CIS-1,2-DICHLOROETHENE	156-59-2	3500		UG/L
LC34-DPT0651-093.0-20181008	TRANS-1,2-DICHLOROETHENE	156-60-5	290	U	UG/L
LC34-DPT0651-093.0-20181008	TRICHLOROETHENE	79-01-6	200000		UG/L
LC34-DPT0651-093.0-20181008	VINYL CHLORIDE	75-01-4	290	U	UG/L
LC34-DPT0651-098.0-20181008	1,1,2-TRICHLOROTRIFLUOROETHANE	76-13-1	290	U	UG/L
LC34-DPT0651-098.0-20181008	1,1-DICHLOROETHENE	75-35-4	290	U	UG/L
LC34-DPT0651-098.0-20181008	CIS-1,2-DICHLOROETHENE	156-59-2	290	U	UG/L
LC34-DPT0651-098.0-20181008	TRANS-1,2-DICHLOROETHENE	156-60-5	290	U	UG/L
LC34-DPT0651-098.0-20181008	TRICHLOROETHENE	79-01-6	5100		UG/L
LC34-DPT0651-098.0-20181008	VINYL CHLORIDE	75-01-4	290	U	UG/L
LC34-DPT0652-008.0-20181009	1,1,2-TRICHLOROTRIFLUOROETHANE	76-13-1	1	U	UG/L
LC34-DPT0652-008.0-20181009	1,1-DICHLOROETHENE	75-35-4	1	U	UG/L
LC34-DPT0652-008.0-20181009	CIS-1,2-DICHLOROETHENE	156-59-2	1	U	UG/L
LC34-DPT0652-008.0-20181009	TRANS-1,2-DICHLOROETHENE	156-60-5	1	U	UG/L
LC34-DPT0652-008.0-20181009	TRICHLOROETHENE	79-01-6	1		UG/L
LC34-DPT0652-008.0-20181009	VINYL CHLORIDE	75-01-4	1	U	UG/L
LC34-DPT0652-013.0-20181009	1,1,2-TRICHLOROTRIFLUOROETHANE	76-13-1	1	U	UG/L
LC34-DPT0652-013.0-20181009	1,1-DICHLOROETHENE	75-35-4	1	U	UG/L
LC34-DPT0652-013.0-20181009	CIS-1,2-DICHLOROETHENE	156-59-2	4		UG/L
LC34-DPT0652-013.0-20181009	TRANS-1,2-DICHLOROETHENE	156-60-5	1	U	UG/L
LC34-DPT0652-013.0-20181009	TRICHLOROETHENE	79-01-6	3		UG/L
LC34-DPT0652-013.0-20181009	VINYL CHLORIDE	75-01-4	2		UG/L
LC34-DPT0652-018.0-20181009	1,1,2-TRICHLOROTRIFLUOROETHANE	76-13-1	1	U	UG/L
LC34-DPT0652-018.0-20181009	1,1-DICHLOROETHENE	75-35-4	1	U	UG/L
LC34-DPT0652-018.0-20181009	CIS-1,2-DICHLOROETHENE	156-59-2	12		UG/L

DPT Results - DNAPL Source Zone
Launch Complex 34, SWMU CC054

Sample_ID	Parameter	CAS	Lab Result	Qualifier	Units
LC34-DPT0652-018.0-20181009	TRANS-1,2-DICHLOROETHENE	156-60-5	1	U	UG/L
LC34-DPT0652-018.0-20181009	TRICHLOROETHENE	79-01-6	13		UG/L
LC34-DPT0652-018.0-20181009	VINYL CHLORIDE	75-01-4	8		UG/L
LC34-DPT0652-018.0-20181009-D	1,1,2-TRICHLOROTRIFLUOROETHANE	76-13-1	1	U	UG/L
LC34-DPT0652-018.0-20181009-D	1,1-DICHLOROETHENE	75-35-4	1	U	UG/L
LC34-DPT0652-018.0-20181009-D	CIS-1,2-DICHLOROETHENE	156-59-2	11		UG/L
LC34-DPT0652-018.0-20181009-D	TRANS-1,2-DICHLOROETHENE	156-60-5	1	U	UG/L
LC34-DPT0652-018.0-20181009-D	TRICHLOROETHENE	79-01-6	15		UG/L
LC34-DPT0652-018.0-20181009-D	VINYL CHLORIDE	75-01-4	8		UG/L
LC34-DPT0652-023.0-20181009	1,1,2-TRICHLOROTRIFLUOROETHANE	76-13-1	1	U	UG/L
LC34-DPT0652-023.0-20181009	1,1-DICHLOROETHENE	75-35-4	1	U	UG/L
LC34-DPT0652-023.0-20181009	CIS-1,2-DICHLOROETHENE	156-59-2	18		UG/L
LC34-DPT0652-023.0-20181009	TRANS-1,2-DICHLOROETHENE	156-60-5	4		UG/L
LC34-DPT0652-023.0-20181009	TRICHLOROETHENE	79-01-6	100		UG/L
LC34-DPT0652-023.0-20181009	VINYL CHLORIDE	75-01-4	12		UG/L
LC34-DPT0652-028.0-20181009	1,1,2-TRICHLOROTRIFLUOROETHANE	76-13-1	10	U	UG/L
LC34-DPT0652-028.0-20181009	1,1-DICHLOROETHENE	75-35-4	10	U	UG/L
LC34-DPT0652-028.0-20181009	CIS-1,2-DICHLOROETHENE	156-59-2	90		UG/L
LC34-DPT0652-028.0-20181009	TRANS-1,2-DICHLOROETHENE	156-60-5	26		UG/L
LC34-DPT0652-028.0-20181009	TRICHLOROETHENE	79-01-6	330		UG/L
LC34-DPT0652-028.0-20181009	VINYL CHLORIDE	75-01-4	110		UG/L
LC34-DPT0652-033.0-20181009	1,1,2-TRICHLOROTRIFLUOROETHANE	76-13-1	20	U	UG/L
LC34-DPT0652-033.0-20181009	1,1-DICHLOROETHENE	75-35-4	20	U	UG/L
LC34-DPT0652-033.0-20181009	CIS-1,2-DICHLOROETHENE	156-59-2	3200		UG/L
LC34-DPT0652-033.0-20181009	TRANS-1,2-DICHLOROETHENE	156-60-5	430		UG/L
LC34-DPT0652-033.0-20181009	TRICHLOROETHENE	79-01-6	360		UG/L
LC34-DPT0652-033.0-20181009	VINYL CHLORIDE	75-01-4	1800		UG/L
LC34-DPT0652-038.0-20181009	1,1,2-TRICHLOROTRIFLUOROETHANE	76-13-1	100	U	UG/L
LC34-DPT0652-038.0-20181009	1,1-DICHLOROETHENE	75-35-4	100	U	UG/L

DPT Results - DNAPL Source Zone
Launch Complex 34, SWMU CC054

Sample_ID	Parameter	CAS	Lab Result	Qualifier	Units
LC34-DPT0652-038.0-20181009	CIS-1,2-DICHLOROETHENE	156-59-2	11700		UG/L
LC34-DPT0652-038.0-20181009	TRANS-1,2-DICHLOROETHENE	156-60-5	620		UG/L
LC34-DPT0652-038.0-20181009	TRICHLOROETHENE	79-01-6	420		UG/L
LC34-DPT0652-038.0-20181009	VINYL CHLORIDE	75-01-4	3800		UG/L
LC34-DPT0652-043.0-20181009	1,1,2-TRICHLOROTRIFLUOROETHANE	76-13-1	290	U	UG/L
LC34-DPT0652-043.0-20181009	1,1-DICHLOROETHENE	75-35-4	290	U	UG/L
LC34-DPT0652-043.0-20181009	CIS-1,2-DICHLOROETHENE	156-59-2	46900		UG/L
LC34-DPT0652-043.0-20181009	TRANS-1,2-DICHLOROETHENE	156-60-5	1300		UG/L
LC34-DPT0652-043.0-20181009	TRICHLOROETHENE	79-01-6	1800		UG/L
LC34-DPT0652-043.0-20181009	VINYL CHLORIDE	75-01-4	24700		UG/L
LC34-DPT0652-048.0-20181009	1,1,2-TRICHLOROTRIFLUOROETHANE	76-13-1	1000	U	UG/L
LC34-DPT0652-048.0-20181009	1,1-DICHLOROETHENE	75-35-4	1000	U	UG/L
LC34-DPT0652-048.0-20181009	CIS-1,2-DICHLOROETHENE	156-59-2	16000		UG/L
LC34-DPT0652-048.0-20181009	TRANS-1,2-DICHLOROETHENE	156-60-5	1000	U	UG/L
LC34-DPT0652-048.0-20181009	TRICHLOROETHENE	79-01-6	379000	J	UG/L
LC34-DPT0652-048.0-20181009	VINYL CHLORIDE	75-01-4	11600		UG/L
LC34-DPT0652-053.0-20181009	1,1,2-TRICHLOROTRIFLUOROETHANE	76-13-1	3300	U	UG/L
LC34-DPT0652-053.0-20181009	1,1-DICHLOROETHENE	75-35-4	3300	U	UG/L
LC34-DPT0652-053.0-20181009	CIS-1,2-DICHLOROETHENE	156-59-2	57200		UG/L
LC34-DPT0652-053.0-20181009	TRANS-1,2-DICHLOROETHENE	156-60-5	3300	U	UG/L
LC34-DPT0652-053.0-20181009	TRICHLOROETHENE	79-01-6	942000		UG/L
LC34-DPT0652-053.0-20181009	VINYL CHLORIDE	75-01-4	3300	U	UG/L
LC34-DPT0652-058.0-20181009	1,1,2-TRICHLOROTRIFLUOROETHANE	76-13-1	5000	U	UG/L
LC34-DPT0652-058.0-20181009	1,1-DICHLOROETHENE	75-35-4	5000	U	UG/L
LC34-DPT0652-058.0-20181009	CIS-1,2-DICHLOROETHENE	156-59-2	54500		UG/L
LC34-DPT0652-058.0-20181009	TRANS-1,2-DICHLOROETHENE	156-60-5	5000	U	UG/L
LC34-DPT0652-058.0-20181009	TRICHLOROETHENE	79-01-6	261000		UG/L
LC34-DPT0652-058.0-20181009	VINYL CHLORIDE	75-01-4	5000	U	UG/L
LC34-DPT0652-063.0-20181009	1,1,2-TRICHLOROTRIFLUOROETHANE	76-13-1	290	U	UG/L

DPT Results - DNAPL Source Zone
Launch Complex 34, SWMU CC054

Sample_ID	Parameter	CAS	Lab Result	Qualifier	Units
LC34-DPT0652-063.0-20181009	1,1-DICHLOROETHENE	75-35-4	290	U	UG/L
LC34-DPT0652-063.0-20181009	CIS-1,2-DICHLOROETHENE	156-59-2	2100		UG/L
LC34-DPT0652-063.0-20181009	TRANS-1,2-DICHLOROETHENE	156-60-5	290	U	UG/L
LC34-DPT0652-063.0-20181009	TRICHLOROETHENE	79-01-6	21100		UG/L
LC34-DPT0652-063.0-20181009	VINYL CHLORIDE	75-01-4	290	U	UG/L
LC34-DPT0652-068.0-20181009	1,1,2-TRICHLOROTRIFLUOROETHANE	76-13-1	100	U	UG/L
LC34-DPT0652-068.0-20181009	1,1-DICHLOROETHENE	75-35-4	100	U	UG/L
LC34-DPT0652-068.0-20181009	CIS-1,2-DICHLOROETHENE	156-59-2	100	U	UG/L
LC34-DPT0652-068.0-20181009	TRANS-1,2-DICHLOROETHENE	156-60-5	100	U	UG/L
LC34-DPT0652-068.0-20181009	TRICHLOROETHENE	79-01-6	3000		UG/L
LC34-DPT0652-068.0-20181009	VINYL CHLORIDE	75-01-4	100	U	UG/L
LC34-DPT0652-073.0-20181009	1,1,2-TRICHLOROTRIFLUOROETHANE	76-13-1	40	U	UG/L
LC34-DPT0652-073.0-20181009	1,1-DICHLOROETHENE	75-35-4	40	U	UG/L
LC34-DPT0652-073.0-20181009	CIS-1,2-DICHLOROETHENE	156-59-2	300		UG/L
LC34-DPT0652-073.0-20181009	TRANS-1,2-DICHLOROETHENE	156-60-5	40	U	UG/L
LC34-DPT0652-073.0-20181009	TRICHLOROETHENE	79-01-6	21400		UG/L
LC34-DPT0652-073.0-20181009	VINYL CHLORIDE	75-01-4	40	U	UG/L
LC34-DPT0652-078.0-20181009	1,1,2-TRICHLOROTRIFLUOROETHANE	76-13-1	40	U	UG/L
LC34-DPT0652-078.0-20181009	1,1-DICHLOROETHENE	75-35-4	40	U	UG/L
LC34-DPT0652-078.0-20181009	CIS-1,2-DICHLOROETHENE	156-59-2	60		UG/L
LC34-DPT0652-078.0-20181009	TRANS-1,2-DICHLOROETHENE	156-60-5	40	U	UG/L
LC34-DPT0652-078.0-20181009	TRICHLOROETHENE	79-01-6	1700		UG/L
LC34-DPT0652-078.0-20181009	VINYL CHLORIDE	75-01-4	40	U	UG/L
LC34-DPT0652-083.0-20181009	1,1,2-TRICHLOROTRIFLUOROETHANE	76-13-1	20	U	UG/L
LC34-DPT0652-083.0-20181009	1,1-DICHLOROETHENE	75-35-4	20	U	UG/L
LC34-DPT0652-083.0-20181009	CIS-1,2-DICHLOROETHENE	156-59-2	82		UG/L
LC34-DPT0652-083.0-20181009	TRANS-1,2-DICHLOROETHENE	156-60-5	20	U	UG/L
LC34-DPT0652-083.0-20181009	TRICHLOROETHENE	79-01-6	6300		UG/L
LC34-DPT0652-083.0-20181009	VINYL CHLORIDE	75-01-4	20	U	UG/L

DPT Results - DNAPL Source Zone
Launch Complex 34, SWMU CC054

Sample_ID	Parameter	CAS	Lab Result	Qualifier	Units
LC34-DPT0652-088.0-20181009	1,1,2-TRICHLOROTRIFLUOROETHANE	76-13-1	100	U	UG/L
LC34-DPT0652-088.0-20181009	1,1-DICHLOROETHENE	75-35-4	100	U	UG/L
LC34-DPT0652-088.0-20181009	CIS-1,2-DICHLOROETHENE	156-59-2	140		UG/L
LC34-DPT0652-088.0-20181009	TRANS-1,2-DICHLOROETHENE	156-60-5	100	U	UG/L
LC34-DPT0652-088.0-20181009	TRICHLOROETHENE	79-01-6	4200		UG/L
LC34-DPT0652-088.0-20181009	VINYL CHLORIDE	75-01-4	100	U	UG/L
LC34-DPT0652-093.0-20181009	1,1,2-TRICHLOROTRIFLUOROETHANE	76-13-1	40	U	UG/L
LC34-DPT0652-093.0-20181009	1,1-DICHLOROETHENE	75-35-4	40	U	UG/L
LC34-DPT0652-093.0-20181009	CIS-1,2-DICHLOROETHENE	156-59-2	40	U	UG/L
LC34-DPT0652-093.0-20181009	TRANS-1,2-DICHLOROETHENE	156-60-5	40	U	UG/L
LC34-DPT0652-093.0-20181009	TRICHLOROETHENE	79-01-6	1900		UG/L
LC34-DPT0652-093.0-20181009	VINYL CHLORIDE	75-01-4	40	U	UG/L
LC34-DPT0652-098.0-20181009	1,1,2-TRICHLOROTRIFLUOROETHANE	76-13-1	20	U	UG/L
LC34-DPT0652-098.0-20181009	1,1-DICHLOROETHENE	75-35-4	20	U	UG/L
LC34-DPT0652-098.0-20181009	CIS-1,2-DICHLOROETHENE	156-59-2	93		UG/L
LC34-DPT0652-098.0-20181009	TRANS-1,2-DICHLOROETHENE	156-60-5	20	U	UG/L
LC34-DPT0652-098.0-20181009	TRICHLOROETHENE	79-01-6	4500		UG/L
LC34-DPT0652-098.0-20181009	VINYL CHLORIDE	75-01-4	20	U	UG/L
LC34-DPT0653-008.0-20181010	1,1,2-TRICHLOROTRIFLUOROETHANE	76-13-1	1	U	UG/L
LC34-DPT0653-008.0-20181010	1,1-DICHLOROETHENE	75-35-4	1	U	UG/L
LC34-DPT0653-008.0-20181010	CIS-1,2-DICHLOROETHENE	156-59-2	1	U	UG/L
LC34-DPT0653-008.0-20181010	TRANS-1,2-DICHLOROETHENE	156-60-5	1	U	UG/L
LC34-DPT0653-008.0-20181010	TRICHLOROETHENE	79-01-6	1	U	UG/L
LC34-DPT0653-008.0-20181010	VINYL CHLORIDE	75-01-4	1	U	UG/L
LC34-DPT0653-013.0-20181010	1,1,2-TRICHLOROTRIFLUOROETHANE	76-13-1	1	U	UG/L
LC34-DPT0653-013.0-20181010	1,1-DICHLOROETHENE	75-35-4	1	U	UG/L
LC34-DPT0653-013.0-20181010	CIS-1,2-DICHLOROETHENE	156-59-2	1		UG/L
LC34-DPT0653-013.0-20181010	TRANS-1,2-DICHLOROETHENE	156-60-5	1	U	UG/L
LC34-DPT0653-013.0-20181010	TRICHLOROETHENE	79-01-6	1		UG/L

DPT Results - DNAPL Source Zone
Launch Complex 34, SWMU CC054

Sample_ID	Parameter	CAS	Lab Result	Qualifier	Units
LC34-DPT0653-013.0-20181010	VINYL CHLORIDE	75-01-4	2		UG/L
LC34-DPT0653-018.0-20181010	1,1,2-TRICHLOROTRIFLUOROETHANE	76-13-1	1	U	UG/L
LC34-DPT0653-018.0-20181010	1,1-DICHLOROETHENE	75-35-4	1	U	UG/L
LC34-DPT0653-018.0-20181010	CIS-1,2-DICHLOROETHENE	156-59-2	8		UG/L
LC34-DPT0653-018.0-20181010	TRANS-1,2-DICHLOROETHENE	156-60-5	1	U	UG/L
LC34-DPT0653-018.0-20181010	TRICHLOROETHENE	79-01-6	2		UG/L
LC34-DPT0653-018.0-20181010	VINYL CHLORIDE	75-01-4	6		UG/L
LC34-DPT0653-023.0-20181010	1,1,2-TRICHLOROTRIFLUOROETHANE	76-13-1	1	U	UG/L
LC34-DPT0653-023.0-20181010	1,1-DICHLOROETHENE	75-35-4	1	U	UG/L
LC34-DPT0653-023.0-20181010	CIS-1,2-DICHLOROETHENE	156-59-2	4		UG/L
LC34-DPT0653-023.0-20181010	TRANS-1,2-DICHLOROETHENE	156-60-5	4		UG/L
LC34-DPT0653-023.0-20181010	TRICHLOROETHENE	79-01-6	2		UG/L
LC34-DPT0653-023.0-20181010	VINYL CHLORIDE	75-01-4	12		UG/L
LC34-DPT0653-023.0-20181010-D	1,1,2-TRICHLOROTRIFLUOROETHANE	76-13-1	1	U	UG/L
LC34-DPT0653-023.0-20181010-D	1,1-DICHLOROETHENE	75-35-4	1	U	UG/L
LC34-DPT0653-023.0-20181010-D	CIS-1,2-DICHLOROETHENE	156-59-2	4		UG/L
LC34-DPT0653-023.0-20181010-D	TRANS-1,2-DICHLOROETHENE	156-60-5	5		UG/L
LC34-DPT0653-023.0-20181010-D	TRICHLOROETHENE	79-01-6	2		UG/L
LC34-DPT0653-023.0-20181010-D	VINYL CHLORIDE	75-01-4	13		UG/L
LC34-DPT0653-028.0-20181010	1,1,2-TRICHLOROTRIFLUOROETHANE	76-13-1	1	U	UG/L
LC34-DPT0653-028.0-20181010	1,1-DICHLOROETHENE	75-35-4	1	U	UG/L
LC34-DPT0653-028.0-20181010	CIS-1,2-DICHLOROETHENE	156-59-2	4		UG/L
LC34-DPT0653-028.0-20181010	TRANS-1,2-DICHLOROETHENE	156-60-5	54		UG/L
LC34-DPT0653-028.0-20181010	TRICHLOROETHENE	79-01-6	2		UG/L
LC34-DPT0653-028.0-20181010	VINYL CHLORIDE	75-01-4	58		UG/L
LC34-DPT0653-033.0-20181010	1,1,2-TRICHLOROTRIFLUOROETHANE	76-13-1	3	U	UG/L
LC34-DPT0653-033.0-20181010	1,1-DICHLOROETHENE	75-35-4	3	U	UG/L
LC34-DPT0653-033.0-20181010	CIS-1,2-DICHLOROETHENE	156-59-2	4		UG/L
LC34-DPT0653-033.0-20181010	TRANS-1,2-DICHLOROETHENE	156-60-5	49		UG/L

DPT Results - DNAPL Source Zone
Launch Complex 34, SWMU CC054

Sample_ID	Parameter	CAS	Lab Result	Qualifier	Units
LC34-DPT0653-033.0-20181010	TRICHLOROETHENE	79-01-6	4		UG/L
LC34-DPT0653-033.0-20181010	VINYL CHLORIDE	75-01-4	140		UG/L
LC34-DPT0653-038.0-20181010	1,1,2-TRICHLOROTRIFLUOROETHANE	76-13-1	40	U	UG/L
LC34-DPT0653-038.0-20181010	1,1-DICHLOROETHENE	75-35-4	40	U	UG/L
LC34-DPT0653-038.0-20181010	CIS-1,2-DICHLOROETHENE	156-59-2	4100		UG/L
LC34-DPT0653-038.0-20181010	TRANS-1,2-DICHLOROETHENE	156-60-5	1400		UG/L
LC34-DPT0653-038.0-20181010	TRICHLOROETHENE	79-01-6	1600		UG/L
LC34-DPT0653-038.0-20181010	VINYL CHLORIDE	75-01-4	12000	J	UG/L
LC34-DPT0653-043.0-20181010	1,1,2-TRICHLOROTRIFLUOROETHANE	76-13-1	1000	U	UG/L
LC34-DPT0653-043.0-20181010	1,1-DICHLOROETHENE	75-35-4	1000	U	UG/L
LC34-DPT0653-043.0-20181010	CIS-1,2-DICHLOROETHENE	156-59-2	137000		UG/L
LC34-DPT0653-043.0-20181010	TRANS-1,2-DICHLOROETHENE	156-60-5	1000	U	UG/L
LC34-DPT0653-043.0-20181010	TRICHLOROETHENE	79-01-6	28700		UG/L
LC34-DPT0653-043.0-20181010	VINYL CHLORIDE	75-01-4	4000		UG/L
LC34-DPT0653-048.0-20181010	1,1,2-TRICHLOROTRIFLUOROETHANE	76-13-1	1000	U	UG/L
LC34-DPT0653-048.0-20181010	1,1-DICHLOROETHENE	75-35-4	1000	U	UG/L
LC34-DPT0653-048.0-20181010	CIS-1,2-DICHLOROETHENE	156-59-2	19600		UG/L
LC34-DPT0653-048.0-20181010	TRANS-1,2-DICHLOROETHENE	156-60-5	1000	U	UG/L
LC34-DPT0653-048.0-20181010	TRICHLOROETHENE	79-01-6	25000		UG/L
LC34-DPT0653-048.0-20181010	VINYL CHLORIDE	75-01-4	1000	U	UG/L
LC34-DPT0653-053.0-20181010	1,1,2-TRICHLOROTRIFLUOROETHANE	76-13-1	20	U	UG/L
LC34-DPT0653-053.0-20181010	1,1-DICHLOROETHENE	75-35-4	20	U	UG/L
LC34-DPT0653-053.0-20181010	CIS-1,2-DICHLOROETHENE	156-59-2	1100		UG/L
LC34-DPT0653-053.0-20181010	TRANS-1,2-DICHLOROETHENE	156-60-5	20	U	UG/L
LC34-DPT0653-053.0-20181010	TRICHLOROETHENE	79-01-6	75		UG/L
LC34-DPT0653-053.0-20181010	VINYL CHLORIDE	75-01-4	20	U	UG/L
LC34-DPT0653-058.0-20181010	1,1,2-TRICHLOROTRIFLUOROETHANE	76-13-1	20	U	UG/L
LC34-DPT0653-058.0-20181010	1,1-DICHLOROETHENE	75-35-4	20	U	UG/L
LC34-DPT0653-058.0-20181010	CIS-1,2-DICHLOROETHENE	156-59-2	470		UG/L

DPT Results - DNAPL Source Zone
Launch Complex 34, SWMU CC054

Sample_ID	Parameter	CAS	Lab Result	Qualifier	Units
LC34-DPT0653-058.0-20181010	TRANS-1,2-DICHLOROETHENE	156-60-5	20	U	UG/L
LC34-DPT0653-058.0-20181010	TRICHLOROETHENE	79-01-6	360		UG/L
LC34-DPT0653-058.0-20181010	VINYL CHLORIDE	75-01-4	20	U	UG/L
LC34-DPT0653-063.0-20181010	1,1,2-TRICHLOROTRIFLUOROETHANE	76-13-1	10	U	UG/L
LC34-DPT0653-063.0-20181010	1,1-DICHLOROETHENE	75-35-4	10	U	UG/L
LC34-DPT0653-063.0-20181010	CIS-1,2-DICHLOROETHENE	156-59-2	110		UG/L
LC34-DPT0653-063.0-20181010	TRANS-1,2-DICHLOROETHENE	156-60-5	10	U	UG/L
LC34-DPT0653-063.0-20181010	TRICHLOROETHENE	79-01-6	120		UG/L
LC34-DPT0653-063.0-20181010	VINYL CHLORIDE	75-01-4	10	U	UG/L
LC34-DPT0653-068.0-20181010	1,1,2-TRICHLOROTRIFLUOROETHANE	76-13-1	1	U	UG/L
LC34-DPT0653-068.0-20181010	1,1-DICHLOROETHENE	75-35-4	1	U	UG/L
LC34-DPT0653-068.0-20181010	CIS-1,2-DICHLOROETHENE	156-59-2	17		UG/L
LC34-DPT0653-068.0-20181010	TRANS-1,2-DICHLOROETHENE	156-60-5	1	U	UG/L
LC34-DPT0653-068.0-20181010	TRICHLOROETHENE	79-01-6	24		UG/L
LC34-DPT0653-068.0-20181010	VINYL CHLORIDE	75-01-4	1	U	UG/L
LC34-DPT0653-073.0-20181010	1,1,2-TRICHLOROTRIFLUOROETHANE	76-13-1	1	U	UG/L
LC34-DPT0653-073.0-20181010	1,1-DICHLOROETHENE	75-35-4	1	U	UG/L
LC34-DPT0653-073.0-20181010	CIS-1,2-DICHLOROETHENE	156-59-2	39		UG/L
LC34-DPT0653-073.0-20181010	TRANS-1,2-DICHLOROETHENE	156-60-5	1		UG/L
LC34-DPT0653-073.0-20181010	TRICHLOROETHENE	79-01-6	37		UG/L
LC34-DPT0653-073.0-20181010	VINYL CHLORIDE	75-01-4	2		UG/L
LC34-DPT0653-078.0-20181010	1,1,2-TRICHLOROTRIFLUOROETHANE	76-13-1	1	U	UG/L
LC34-DPT0653-078.0-20181010	1,1-DICHLOROETHENE	75-35-4	1	U	UG/L
LC34-DPT0653-078.0-20181010	CIS-1,2-DICHLOROETHENE	156-59-2	99		UG/L
LC34-DPT0653-078.0-20181010	TRANS-1,2-DICHLOROETHENE	156-60-5	2		UG/L
LC34-DPT0653-078.0-20181010	TRICHLOROETHENE	79-01-6	50		UG/L
LC34-DPT0653-078.0-20181010	VINYL CHLORIDE	75-01-4	3		UG/L
LC34-DPT0653-083.0-20181010	1,1,2-TRICHLOROTRIFLUOROETHANE	76-13-1	3	U	UG/L
LC34-DPT0653-083.0-20181010	1,1-DICHLOROETHENE	75-35-4	3	U	UG/L

DPT Results - DNAPL Source Zone
Launch Complex 34, SWMU CC054

Sample_ID	Parameter	CAS	Lab Result	Qualifier	Units
LC34-DPT0653-083.0-20181010	CIS-1,2-DICHLOROETHENE	156-59-2	50		UG/L
LC34-DPT0653-083.0-20181010	TRANS-1,2-DICHLOROETHENE	156-60-5	3	U	UG/L
LC34-DPT0653-083.0-20181010	TRICHLOROETHENE	79-01-6	41		UG/L
LC34-DPT0653-083.0-20181010	VINYL CHLORIDE	75-01-4	3	U	UG/L
LC34-DPT0653-088.0-20181010	1,1,2-TRICHLOROTRIFLUOROETHANE	76-13-1	3	U	UG/L
LC34-DPT0653-088.0-20181010	1,1-DICHLOROETHENE	75-35-4	3	U	UG/L
LC34-DPT0653-088.0-20181010	CIS-1,2-DICHLOROETHENE	156-59-2	88		UG/L
LC34-DPT0653-088.0-20181010	TRANS-1,2-DICHLOROETHENE	156-60-5	3	U	UG/L
LC34-DPT0653-088.0-20181010	TRICHLOROETHENE	79-01-6	52		UG/L
LC34-DPT0653-088.0-20181010	VINYL CHLORIDE	75-01-4	3	U	UG/L
LC34-DPT0653-093.0-20181010	1,1,2-TRICHLOROTRIFLUOROETHANE	76-13-1	1	U	UG/L
LC34-DPT0653-093.0-20181010	1,1-DICHLOROETHENE	75-35-4	1	U	UG/L
LC34-DPT0653-093.0-20181010	CIS-1,2-DICHLOROETHENE	156-59-2	800		UG/L
LC34-DPT0653-093.0-20181010	TRANS-1,2-DICHLOROETHENE	156-60-5	22		UG/L
LC34-DPT0653-093.0-20181010	TRICHLOROETHENE	79-01-6	290		UG/L
LC34-DPT0653-093.0-20181010	VINYL CHLORIDE	75-01-4	43		UG/L
LC34-DPT0653-098.0-20181010	1,1,2-TRICHLOROTRIFLUOROETHANE	76-13-1	3	U	UG/L
LC34-DPT0653-098.0-20181010	1,1-DICHLOROETHENE	75-35-4	3	U	UG/L
LC34-DPT0653-098.0-20181010	CIS-1,2-DICHLOROETHENE	156-59-2	17		UG/L
LC34-DPT0653-098.0-20181010	TRANS-1,2-DICHLOROETHENE	156-60-5	3	U	UG/L
LC34-DPT0653-098.0-20181010	TRICHLOROETHENE	79-01-6	17		UG/L
LC34-DPT0653-098.0-20181010	VINYL CHLORIDE	75-01-4	3	U	UG/L
LC34-DPT0654-008.0-20181011	1,1,2-TRICHLOROTRIFLUOROETHANE	76-13-1	1	U	UG/L
LC34-DPT0654-008.0-20181011	1,1-DICHLOROETHENE	75-35-4	1	U	UG/L
LC34-DPT0654-008.0-20181011	CIS-1,2-DICHLOROETHENE	156-59-2	1	U	UG/L
LC34-DPT0654-008.0-20181011	TRANS-1,2-DICHLOROETHENE	156-60-5	1	U	UG/L
LC34-DPT0654-008.0-20181011	TRICHLOROETHENE	79-01-6	1	U	UG/L
LC34-DPT0654-008.0-20181011	VINYL CHLORIDE	75-01-4	1	U	UG/L
LC34-DPT0654-013.0-20181011	1,1,2-TRICHLOROTRIFLUOROETHANE	76-13-1	1	U	UG/L

DPT Results - DNAPL Source Zone
Launch Complex 34, SWMU CC054

Sample_ID	Parameter	CAS	Lab Result	Qualifier	Units
LC34-DPT0654-013.0-20181011	1,1-DICHLOROETHENE	75-35-4	1	U	UG/L
LC34-DPT0654-013.0-20181011	CIS-1,2-DICHLOROETHENE	156-59-2	4		UG/L
LC34-DPT0654-013.0-20181011	TRANS-1,2-DICHLOROETHENE	156-60-5	1	U	UG/L
LC34-DPT0654-013.0-20181011	TRICHLOROETHENE	79-01-6	1	U	UG/L
LC34-DPT0654-013.0-20181011	VINYL CHLORIDE	75-01-4	1		UG/L
LC34-DPT0654-018.0-20181011	1,1,2-TRICHLOROTRIFLUOROETHANE	76-13-1	1	U	UG/L
LC34-DPT0654-018.0-20181011	1,1-DICHLOROETHENE	75-35-4	1		UG/L
LC34-DPT0654-018.0-20181011	CIS-1,2-DICHLOROETHENE	156-59-2	71		UG/L
LC34-DPT0654-018.0-20181011	TRANS-1,2-DICHLOROETHENE	156-60-5	1	U	UG/L
LC34-DPT0654-018.0-20181011	TRICHLOROETHENE	79-01-6	2		UG/L
LC34-DPT0654-018.0-20181011	VINYL CHLORIDE	75-01-4	66		UG/L
LC34-DPT0654-023.0-20181011	1,1,2-TRICHLOROTRIFLUOROETHANE	76-13-1	1	U	UG/L
LC34-DPT0654-023.0-20181011	1,1-DICHLOROETHENE	75-35-4	67		UG/L
LC34-DPT0654-023.0-20181011	CIS-1,2-DICHLOROETHENE	156-59-2	37600		UG/L
LC34-DPT0654-023.0-20181011	TRANS-1,2-DICHLOROETHENE	156-60-5	2600		UG/L
LC34-DPT0654-023.0-20181011	TRICHLOROETHENE	79-01-6	10100		UG/L
LC34-DPT0654-023.0-20181011	VINYL CHLORIDE	75-01-4	730		UG/L
LC34-DPT0654-028.0-20181011	1,1,2-TRICHLOROTRIFLUOROETHANE	76-13-1	290	U	UG/L
LC34-DPT0654-028.0-20181011	1,1-DICHLOROETHENE	75-35-4	290	U	UG/L
LC34-DPT0654-028.0-20181011	CIS-1,2-DICHLOROETHENE	156-59-2	112000	J	UG/L
LC34-DPT0654-028.0-20181011	TRANS-1,2-DICHLOROETHENE	156-60-5	6000		UG/L
LC34-DPT0654-028.0-20181011	TRICHLOROETHENE	79-01-6	184000	J	UG/L
LC34-DPT0654-028.0-20181011	VINYL CHLORIDE	75-01-4	1400		UG/L
LC34-DPT0654-033.0-20181011	1,1,2-TRICHLOROTRIFLUOROETHANE	76-13-1	500	U	UG/L
LC34-DPT0654-033.0-20181011	1,1-DICHLOROETHENE	75-35-4	500	U	UG/L
LC34-DPT0654-033.0-20181011	CIS-1,2-DICHLOROETHENE	156-59-2	164000	J	UG/L
LC34-DPT0654-033.0-20181011	TRANS-1,2-DICHLOROETHENE	156-60-5	4900		UG/L
LC34-DPT0654-033.0-20181011	TRICHLOROETHENE	79-01-6	356000	J	UG/L
LC34-DPT0654-033.0-20181011	VINYL CHLORIDE	75-01-4	1600		UG/L

DPT Results - DNAPL Source Zone
Launch Complex 34, SWMU CC054

Sample_ID	Parameter	CAS	Lab Result	Qualifier	Units
LC34-DPT0654-038.0-20181011	1,1,2-TRICHLOROTRIFLUOROETHANE	76-13-1	3300	U	UG/L
LC34-DPT0654-038.0-20181011	1,1-DICHLOROETHENE	75-35-4	3300	U	UG/L
LC34-DPT0654-038.0-20181011	CIS-1,2-DICHLOROETHENE	156-59-2	276000		UG/L
LC34-DPT0654-038.0-20181011	TRANS-1,2-DICHLOROETHENE	156-60-5	4500		UG/L
LC34-DPT0654-038.0-20181011	TRICHLOROETHENE	79-01-6	28100		UG/L
LC34-DPT0654-038.0-20181011	VINYL CHLORIDE	75-01-4	8200		UG/L
LC34-DPT0654-043.0-20181011	1,1,2-TRICHLOROTRIFLUOROETHANE	76-13-1	290	U	UG/L
LC34-DPT0654-043.0-20181011	1,1-DICHLOROETHENE	75-35-4	290	U	UG/L
LC34-DPT0654-043.0-20181011	CIS-1,2-DICHLOROETHENE	156-59-2	7900		UG/L
LC34-DPT0654-043.0-20181011	TRANS-1,2-DICHLOROETHENE	156-60-5	290	U	UG/L
LC34-DPT0654-043.0-20181011	TRICHLOROETHENE	79-01-6	1400		UG/L
LC34-DPT0654-043.0-20181011	VINYL CHLORIDE	75-01-4	460		UG/L
LC34-DPT0654-048.0-20181011	1,1,2-TRICHLOROTRIFLUOROETHANE	76-13-1	100	U	UG/L
LC34-DPT0654-048.0-20181011	1,1-DICHLOROETHENE	75-35-4	100	U	UG/L
LC34-DPT0654-048.0-20181011	CIS-1,2-DICHLOROETHENE	156-59-2	3000		UG/L
LC34-DPT0654-048.0-20181011	TRANS-1,2-DICHLOROETHENE	156-60-5	100	U	UG/L
LC34-DPT0654-048.0-20181011	TRICHLOROETHENE	79-01-6	340		UG/L
LC34-DPT0654-048.0-20181011	VINYL CHLORIDE	75-01-4	100	U	UG/L
LC34-DPT0654-053.0-20181011	1,1,2-TRICHLOROTRIFLUOROETHANE	76-13-1	10	U	UG/L
LC34-DPT0654-053.0-20181011	1,1-DICHLOROETHENE	75-35-4	10	U	UG/L
LC34-DPT0654-053.0-20181011	CIS-1,2-DICHLOROETHENE	156-59-2	400		UG/L
LC34-DPT0654-053.0-20181011	TRANS-1,2-DICHLOROETHENE	156-60-5	10	U	UG/L
LC34-DPT0654-053.0-20181011	TRICHLOROETHENE	79-01-6	490		UG/L
LC34-DPT0654-053.0-20181011	VINYL CHLORIDE	75-01-4	10	U	UG/L
LC34-DPT0654-058.0-20181011	1,1,2-TRICHLOROTRIFLUOROETHANE	76-13-1	3	U	UG/L
LC34-DPT0654-058.0-20181011	1,1-DICHLOROETHENE	75-35-4	3	U	UG/L
LC34-DPT0654-058.0-20181011	CIS-1,2-DICHLOROETHENE	156-59-2	240		UG/L
LC34-DPT0654-058.0-20181011	TRANS-1,2-DICHLOROETHENE	156-60-5	5		UG/L
LC34-DPT0654-058.0-20181011	TRICHLOROETHENE	79-01-6	160		UG/L

DPT Results - DNAPL Source Zone
Launch Complex 34, SWMU CC054

Sample_ID	Parameter	CAS	Lab Result	Qualifier	Units
LC34-DPT0654-058.0-20181011	VINYL CHLORIDE	75-01-4	150		UG/L
LC34-DPT0654-063.0-20181011	1,1,2-TRICHLOROTRIFLUOROETHANE	76-13-1	2	U	UG/L
LC34-DPT0654-063.0-20181011	1,1-DICHLOROETHENE	75-35-4	2	U	UG/L
LC34-DPT0654-063.0-20181011	CIS-1,2-DICHLOROETHENE	156-59-2	530		UG/L
LC34-DPT0654-063.0-20181011	TRANS-1,2-DICHLOROETHENE	156-60-5	18		UG/L
LC34-DPT0654-063.0-20181011	TRICHLOROETHENE	79-01-6	410		UG/L
LC34-DPT0654-063.0-20181011	VINYL CHLORIDE	75-01-4	660	J	UG/L
LC34-DPT0654-063.0-20181011-D	1,1,2-TRICHLOROTRIFLUOROETHANE	76-13-1	3	U	UG/L
LC34-DPT0654-063.0-20181011-D	1,1-DICHLOROETHENE	75-35-4	3	U	UG/L
LC34-DPT0654-063.0-20181011-D	CIS-1,2-DICHLOROETHENE	156-59-2	490		UG/L
LC34-DPT0654-063.0-20181011-D	TRANS-1,2-DICHLOROETHENE	156-60-5	17		UG/L
LC34-DPT0654-063.0-20181011-D	TRICHLOROETHENE	79-01-6	380		UG/L
LC34-DPT0654-063.0-20181011-D	VINYL CHLORIDE	75-01-4	590		UG/L
LC34-DPT0654-068.0-20181011	1,1,2-TRICHLOROTRIFLUOROETHANE	76-13-1	2	U	UG/L
LC34-DPT0654-068.0-20181011	1,1-DICHLOROETHENE	75-35-4	2	U	UG/L
LC34-DPT0654-068.0-20181011	CIS-1,2-DICHLOROETHENE	156-59-2	540		UG/L
LC34-DPT0654-068.0-20181011	TRANS-1,2-DICHLOROETHENE	156-60-5	10		UG/L
LC34-DPT0654-068.0-20181011	TRICHLOROETHENE	79-01-6	470		UG/L
LC34-DPT0654-068.0-20181011	VINYL CHLORIDE	75-01-4	6		UG/L
LC34-DPT0654-073.0-20181011	1,1,2-TRICHLOROTRIFLUOROETHANE	76-13-1	3	U	UG/L
LC34-DPT0654-073.0-20181011	1,1-DICHLOROETHENE	75-35-4	3	U	UG/L
LC34-DPT0654-073.0-20181011	CIS-1,2-DICHLOROETHENE	156-59-2	340		UG/L
LC34-DPT0654-073.0-20181011	TRANS-1,2-DICHLOROETHENE	156-60-5	7		UG/L
LC34-DPT0654-073.0-20181011	TRICHLOROETHENE	79-01-6	450		UG/L
LC34-DPT0654-073.0-20181011	VINYL CHLORIDE	75-01-4	5		UG/L
LC34-DPT0654-078.0-20181011	1,1,2-TRICHLOROTRIFLUOROETHANE	76-13-1	2	U	UG/L
LC34-DPT0654-078.0-20181011	1,1-DICHLOROETHENE	75-35-4	2	U	UG/L
LC34-DPT0654-078.0-20181011	CIS-1,2-DICHLOROETHENE	156-59-2	550		UG/L
LC34-DPT0654-078.0-20181011	TRANS-1,2-DICHLOROETHENE	156-60-5	18		UG/L

DPT Results - DNAPL Source Zone
Launch Complex 34, SWMU CC054

Sample_ID	Parameter	CAS	Lab Result	Qualifier	Units
LC34-DPT0654-078.0-20181011	TRICHLOROETHENE	79-01-6	1100	J	UG/L
LC34-DPT0654-078.0-20181011	VINYL CHLORIDE	75-01-4	10		UG/L
LC34-DPT0654-083.0-20181011	1,1,2-TRICHLOROTRIFLUOROETHANE	76-13-1	3	U	UG/L
LC34-DPT0654-083.0-20181011	1,1-DICHLOROETHENE	75-35-4	3	U	UG/L
LC34-DPT0654-083.0-20181011	CIS-1,2-DICHLOROETHENE	156-59-2	97		UG/L
LC34-DPT0654-083.0-20181011	TRANS-1,2-DICHLOROETHENE	156-60-5	3	U	UG/L
LC34-DPT0654-083.0-20181011	TRICHLOROETHENE	79-01-6	190		UG/L
LC34-DPT0654-083.0-20181011	VINYL CHLORIDE	75-01-4	3	U	UG/L
LC34-DPT0654-088.0-20181011	1,1,2-TRICHLOROTRIFLUOROETHANE	76-13-1	3	U	UG/L
LC34-DPT0654-088.0-20181011	1,1-DICHLOROETHENE	75-35-4	3	U	UG/L
LC34-DPT0654-088.0-20181011	CIS-1,2-DICHLOROETHENE	156-59-2	1100	J	UG/L
LC34-DPT0654-088.0-20181011	TRANS-1,2-DICHLOROETHENE	156-60-5	32		UG/L
LC34-DPT0654-088.0-20181011	TRICHLOROETHENE	79-01-6	1400	J	UG/L
LC34-DPT0654-088.0-20181011	VINYL CHLORIDE	75-01-4	16		UG/L
LC34-DPT0654-093.0-20181011	1,1,2-TRICHLOROTRIFLUOROETHANE	76-13-1	5	U	UG/L
LC34-DPT0654-093.0-20181011	1,1-DICHLOROETHENE	75-35-4	7		UG/L
LC34-DPT0654-093.0-20181011	CIS-1,2-DICHLOROETHENE	156-59-2	8300		UG/L
LC34-DPT0654-093.0-20181011	TRANS-1,2-DICHLOROETHENE	156-60-5	230		UG/L
LC34-DPT0654-093.0-20181011	TRICHLOROETHENE	79-01-6	5400		UG/L
LC34-DPT0654-093.0-20181011	VINYL CHLORIDE	75-01-4	110		UG/L
LC34-DPT0654-098.0-20181011	1,1,2-TRICHLOROTRIFLUOROETHANE	76-13-1	10	U	UG/L
LC34-DPT0654-098.0-20181011	1,1-DICHLOROETHENE	75-35-4	10	U	UG/L
LC34-DPT0654-098.0-20181011	CIS-1,2-DICHLOROETHENE	156-59-2	260		UG/L
LC34-DPT0654-098.0-20181011	TRANS-1,2-DICHLOROETHENE	156-60-5	10	U	UG/L
LC34-DPT0654-098.0-20181011	TRICHLOROETHENE	79-01-6	290		UG/L
LC34-DPT0654-098.0-20181011	VINYL CHLORIDE	75-01-4	10	U	UG/L
LC34-DPT0655-008.0-20181012	1,1,2-TRICHLOROTRIFLUOROETHANE	76-13-1	1	U	UG/L
LC34-DPT0655-008.0-20181012	1,1-DICHLOROETHENE	75-35-4	1	U	UG/L
LC34-DPT0655-008.0-20181012	CIS-1,2-DICHLOROETHENE	156-59-2	2		UG/L

DPT Results - DNAPL Source Zone
Launch Complex 34, SWMU CC054

Sample_ID	Parameter	CAS	Lab Result	Qualifier	Units
LC34-DPT0655-008.0-20181012	TRANS-1,2-DICHLOROETHENE	156-60-5	1	U	UG/L
LC34-DPT0655-008.0-20181012	TRICHLOROETHENE	79-01-6	1		UG/L
LC34-DPT0655-008.0-20181012	VINYL CHLORIDE	75-01-4	1	U	UG/L
LC34-DPT0655-013.0-20181012	1,1,2-TRICHLOROTRIFLUOROETHANE	76-13-1	1	U	UG/L
LC34-DPT0655-013.0-20181012	1,1-DICHLOROETHENE	75-35-4	1	U	UG/L
LC34-DPT0655-013.0-20181012	CIS-1,2-DICHLOROETHENE	156-59-2	1		UG/L
LC34-DPT0655-013.0-20181012	TRANS-1,2-DICHLOROETHENE	156-60-5	1	U	UG/L
LC34-DPT0655-013.0-20181012	TRICHLOROETHENE	79-01-6	1		UG/L
LC34-DPT0655-013.0-20181012	VINYL CHLORIDE	75-01-4	1	U	UG/L
LC34-DPT0655-018.0-20181012	1,1,2-TRICHLOROTRIFLUOROETHANE	76-13-1	1	U	UG/L
LC34-DPT0655-018.0-20181012	1,1-DICHLOROETHENE	75-35-4	1	U	UG/L
LC34-DPT0655-018.0-20181012	CIS-1,2-DICHLOROETHENE	156-59-2	16		UG/L
LC34-DPT0655-018.0-20181012	TRANS-1,2-DICHLOROETHENE	156-60-5	1	U	UG/L
LC34-DPT0655-018.0-20181012	TRICHLOROETHENE	79-01-6	10		UG/L
LC34-DPT0655-018.0-20181012	VINYL CHLORIDE	75-01-4	13		UG/L
LC34-DPT0655-018.0-20181012-D	1,1,2-TRICHLOROTRIFLUOROETHANE	76-13-1	1	U	UG/L
LC34-DPT0655-018.0-20181012-D	1,1-DICHLOROETHENE	75-35-4	1	U	UG/L
LC34-DPT0655-018.0-20181012-D	CIS-1,2-DICHLOROETHENE	156-59-2	15		UG/L
LC34-DPT0655-018.0-20181012-D	TRANS-1,2-DICHLOROETHENE	156-60-5	1	U	UG/L
LC34-DPT0655-018.0-20181012-D	TRICHLOROETHENE	79-01-6	11		UG/L
LC34-DPT0655-018.0-20181012-D	VINYL CHLORIDE	75-01-4	13		UG/L
LC34-DPT0655-023.0-20181012	1,1,2-TRICHLOROTRIFLUOROETHANE	76-13-1	1	U	UG/L
LC34-DPT0655-023.0-20181012	1,1-DICHLOROETHENE	75-35-4	1	U	UG/L
LC34-DPT0655-023.0-20181012	CIS-1,2-DICHLOROETHENE	156-59-2	15		UG/L
LC34-DPT0655-023.0-20181012	TRANS-1,2-DICHLOROETHENE	156-60-5	1	U	UG/L
LC34-DPT0655-023.0-20181012	TRICHLOROETHENE	79-01-6	57		UG/L
LC34-DPT0655-023.0-20181012	VINYL CHLORIDE	75-01-4	93		UG/L
LC34-DPT0655-028.0-20181012	1,1,2-TRICHLOROTRIFLUOROETHANE	76-13-1	3	U	UG/L
LC34-DPT0655-028.0-20181012	1,1-DICHLOROETHENE	75-35-4	3	U	UG/L

DPT Results - DNAPL Source Zone
Launch Complex 34, SWMU CC054

Sample_ID	Parameter	CAS	Lab Result	Qualifier	Units
LC34-DPT0655-028.0-20181012	CIS-1,2-DICHLOROETHENE	156-59-2	340		UG/L
LC34-DPT0655-028.0-20181012	TRANS-1,2-DICHLOROETHENE	156-60-5	55		UG/L
LC34-DPT0655-028.0-20181012	TRICHLOROETHENE	79-01-6	70		UG/L
LC34-DPT0655-028.0-20181012	VINYL CHLORIDE	75-01-4	580		UG/L
LC34-DPT0655-033.0-20181012	1,1,2-TRICHLOROTRIFLUOROETHANE	76-13-1	20	U	UG/L
LC34-DPT0655-033.0-20181012	1,1-DICHLOROETHENE	75-35-4	20	U	UG/L
LC34-DPT0655-033.0-20181012	CIS-1,2-DICHLOROETHENE	156-59-2	970		UG/L
LC34-DPT0655-033.0-20181012	TRANS-1,2-DICHLOROETHENE	156-60-5	310		UG/L
LC34-DPT0655-033.0-20181012	TRICHLOROETHENE	79-01-6	180		UG/L
LC34-DPT0655-033.0-20181012	VINYL CHLORIDE	75-01-4	2300		UG/L
LC34-DPT0655-038.0-20181012	1,1,2-TRICHLOROTRIFLUOROETHANE	76-13-1	100	U	UG/L
LC34-DPT0655-038.0-20181012	1,1-DICHLOROETHENE	75-35-4	100	U	UG/L
LC34-DPT0655-038.0-20181012	CIS-1,2-DICHLOROETHENE	156-59-2	6600		UG/L
LC34-DPT0655-038.0-20181012	TRANS-1,2-DICHLOROETHENE	156-60-5	530		UG/L
LC34-DPT0655-038.0-20181012	TRICHLOROETHENE	79-01-6	100	U	UG/L
LC34-DPT0655-038.0-20181012	VINYL CHLORIDE	75-01-4	20600		UG/L
LC34-DPT0655-043.0-20181012	1,1,2-TRICHLOROTRIFLUOROETHANE	76-13-1	290	U	UG/L
LC34-DPT0655-043.0-20181012	1,1-DICHLOROETHENE	75-35-4	290	U	UG/L
LC34-DPT0655-043.0-20181012	CIS-1,2-DICHLOROETHENE	156-59-2	54400		UG/L
LC34-DPT0655-043.0-20181012	TRANS-1,2-DICHLOROETHENE	156-60-5	1600		UG/L
LC34-DPT0655-043.0-20181012	TRICHLOROETHENE	79-01-6	6900		UG/L
LC34-DPT0655-043.0-20181012	VINYL CHLORIDE	75-01-4	8800		UG/L
LC34-DPT0655-048.0-20181012	1,1,2-TRICHLOROTRIFLUOROETHANE	76-13-1	290	U	UG/L
LC34-DPT0655-048.0-20181012	1,1-DICHLOROETHENE	75-35-4	290	U	UG/L
LC34-DPT0655-048.0-20181012	CIS-1,2-DICHLOROETHENE	156-59-2	114000		UG/L
LC34-DPT0655-048.0-20181012	TRANS-1,2-DICHLOROETHENE	156-60-5	3500		UG/L
LC34-DPT0655-048.0-20181012	TRICHLOROETHENE	79-01-6	296000		UG/L
LC34-DPT0655-048.0-20181012	VINYL CHLORIDE	75-01-4	11700		UG/L
LC34-DPT0655-053.0-20181012	1,1,2-TRICHLOROTRIFLUOROETHANE	76-13-1	290	U	UG/L

DPT Results - DNAPL Source Zone
Launch Complex 34, SWMU CC054

Sample_ID	Parameter	CAS	Lab Result	Qualifier	Units
LC34-DPT0655-053.0-20181012	1,1-DICHLOROETHENE	75-35-4	290	U	UG/L
LC34-DPT0655-053.0-20181012	CIS-1,2-DICHLOROETHENE	156-59-2	22800		UG/L
LC34-DPT0655-053.0-20181012	TRANS-1,2-DICHLOROETHENE	156-60-5	330		UG/L
LC34-DPT0655-053.0-20181012	TRICHLOROETHENE	79-01-6	4300		UG/L
LC34-DPT0655-053.0-20181012	VINYL CHLORIDE	75-01-4	620		UG/L
LC34-DPT0655-058.0-20181012	1,1,2-TRICHLOROTRIFLUOROETHANE	76-13-1	3	U	UG/L
LC34-DPT0655-058.0-20181012	1,1-DICHLOROETHENE	75-35-4	3	U	UG/L
LC34-DPT0655-058.0-20181012	CIS-1,2-DICHLOROETHENE	156-59-2	460		UG/L
LC34-DPT0655-058.0-20181012	TRANS-1,2-DICHLOROETHENE	156-60-5	3	U	UG/L
LC34-DPT0655-058.0-20181012	TRICHLOROETHENE	79-01-6	14		UG/L
LC34-DPT0655-058.0-20181012	VINYL CHLORIDE	75-01-4	6		UG/L
LC34-DPT0655-063.0-20181012	1,1,2-TRICHLOROTRIFLUOROETHANE	76-13-1	1	U	UG/L
LC34-DPT0655-063.0-20181012	1,1-DICHLOROETHENE	75-35-4	1	U	UG/L
LC34-DPT0655-063.0-20181012	CIS-1,2-DICHLOROETHENE	156-59-2	18		UG/L
LC34-DPT0655-063.0-20181012	TRANS-1,2-DICHLOROETHENE	156-60-5	1	U	UG/L
LC34-DPT0655-063.0-20181012	TRICHLOROETHENE	79-01-6	23		UG/L
LC34-DPT0655-063.0-20181012	VINYL CHLORIDE	75-01-4	6		UG/L
LC34-DPT0655-068.0-20181012	1,1,2-TRICHLOROTRIFLUOROETHANE	76-13-1	1	U	UG/L
LC34-DPT0655-068.0-20181012	1,1-DICHLOROETHENE	75-35-4	1	U	UG/L
LC34-DPT0655-068.0-20181012	CIS-1,2-DICHLOROETHENE	156-59-2	9		UG/L
LC34-DPT0655-068.0-20181012	TRANS-1,2-DICHLOROETHENE	156-60-5	1	U	UG/L
LC34-DPT0655-068.0-20181012	TRICHLOROETHENE	79-01-6	21		UG/L
LC34-DPT0655-068.0-20181012	VINYL CHLORIDE	75-01-4	3		UG/L
LC34-DPT0655-073.0-20181012	1,1,2-TRICHLOROTRIFLUOROETHANE	76-13-1	1	U	UG/L
LC34-DPT0655-073.0-20181012	1,1-DICHLOROETHENE	75-35-4	1	U	UG/L
LC34-DPT0655-073.0-20181012	CIS-1,2-DICHLOROETHENE	156-59-2	95		UG/L
LC34-DPT0655-073.0-20181012	TRANS-1,2-DICHLOROETHENE	156-60-5	2		UG/L
LC34-DPT0655-073.0-20181012	TRICHLOROETHENE	79-01-6	220		UG/L
LC34-DPT0655-073.0-20181012	VINYL CHLORIDE	75-01-4	52		UG/L

DPT Results - DNAPL Source Zone
Launch Complex 34, SWMU CC054

Sample_ID	Parameter	CAS	Lab Result	Qualifier	Units
LC34-DPT0655-078.0-20181012	1,1,2-TRICHLOROTRIFLUOROETHANE	76-13-1	3	U	UG/L
LC34-DPT0655-078.0-20181012	1,1-DICHLOROETHENE	75-35-4	3	U	UG/L
LC34-DPT0655-078.0-20181012	CIS-1,2-DICHLOROETHENE	156-59-2	17		UG/L
LC34-DPT0655-078.0-20181012	TRANS-1,2-DICHLOROETHENE	156-60-5	3	U	UG/L
LC34-DPT0655-078.0-20181012	TRICHLOROETHENE	79-01-6	41		UG/L
LC34-DPT0655-078.0-20181012	VINYL CHLORIDE	75-01-4	8		UG/L
LC34-DPT0655-083.0-20181015	1,1,2-TRICHLOROTRIFLUOROETHANE	76-13-1	2	U	UG/L
LC34-DPT0655-083.0-20181015	1,1-DICHLOROETHENE	75-35-4	2	U	UG/L
LC34-DPT0655-083.0-20181015	CIS-1,2-DICHLOROETHENE	156-59-2	120		UG/L
LC34-DPT0655-083.0-20181015	TRANS-1,2-DICHLOROETHENE	156-60-5	7		UG/L
LC34-DPT0655-083.0-20181015	TRICHLOROETHENE	79-01-6	120		UG/L
LC34-DPT0655-083.0-20181015	VINYL CHLORIDE	75-01-4	94		UG/L
LC34-DPT0655-083.0-20181015-D	1,1,2-TRICHLOROTRIFLUOROETHANE	76-13-1	2	U	UG/L
LC34-DPT0655-083.0-20181015-D	1,1-DICHLOROETHENE	75-35-4	2	U	UG/L
LC34-DPT0655-083.0-20181015-D	CIS-1,2-DICHLOROETHENE	156-59-2	110		UG/L
LC34-DPT0655-083.0-20181015-D	TRANS-1,2-DICHLOROETHENE	156-60-5	5		UG/L
LC34-DPT0655-083.0-20181015-D	TRICHLOROETHENE	79-01-6	130		UG/L
LC34-DPT0655-083.0-20181015-D	VINYL CHLORIDE	75-01-4	84		UG/L
LC34-DPT0655-088.0-20181015	1,1,2-TRICHLOROTRIFLUOROETHANE	76-13-1	1	U	UG/L
LC34-DPT0655-088.0-20181015	1,1-DICHLOROETHENE	75-35-4	1	U	UG/L
LC34-DPT0655-088.0-20181015	CIS-1,2-DICHLOROETHENE	156-59-2	23		UG/L
LC34-DPT0655-088.0-20181015	TRANS-1,2-DICHLOROETHENE	156-60-5	1		UG/L
LC34-DPT0655-088.0-20181015	TRICHLOROETHENE	79-01-6	62		UG/L
LC34-DPT0655-088.0-20181015	VINYL CHLORIDE	75-01-4	32		UG/L
LC34-DPT0655-093.0-20181015	1,1,2-TRICHLOROTRIFLUOROETHANE	76-13-1	5	U	UG/L
LC34-DPT0655-093.0-20181015	1,1-DICHLOROETHENE	75-35-4	5	U	UG/L
LC34-DPT0655-093.0-20181015	CIS-1,2-DICHLOROETHENE	156-59-2	50		UG/L
LC34-DPT0655-093.0-20181015	TRANS-1,2-DICHLOROETHENE	156-60-5	5	U	UG/L
LC34-DPT0655-093.0-20181015	TRICHLOROETHENE	79-01-6	780		UG/L

DPT Results - DNAPL Source Zone
Launch Complex 34, SWMU CC054

Sample_ID	Parameter	CAS	Lab Result	Qualifier	Units
LC34-DPT0655-093.0-20181015	VINYL CHLORIDE	75-01-4	10		UG/L
LC34-DPT0655-098.0-20181015	1,1,2-TRICHLOROTRIFLUOROETHANE	76-13-1	3	U	UG/L
LC34-DPT0655-098.0-20181015	1,1-DICHLOROETHENE	75-35-4	3	U	UG/L
LC34-DPT0655-098.0-20181015	CIS-1,2-DICHLOROETHENE	156-59-2	10		UG/L
LC34-DPT0655-098.0-20181015	TRANS-1,2-DICHLOROETHENE	156-60-5	3	U	UG/L
LC34-DPT0655-098.0-20181015	TRICHLOROETHENE	79-01-6	400		UG/L
LC34-DPT0655-098.0-20181015	VINYL CHLORIDE	75-01-4	5		UG/L
LC34-DPT0656-008.0-20181015	1,1,2-TRICHLOROTRIFLUOROETHANE	76-13-1	1	U	UG/L
LC34-DPT0656-008.0-20181015	1,1-DICHLOROETHENE	75-35-4	1	U	UG/L
LC34-DPT0656-008.0-20181015	CIS-1,2-DICHLOROETHENE	156-59-2	2		UG/L
LC34-DPT0656-008.0-20181015	TRANS-1,2-DICHLOROETHENE	156-60-5	1	U	UG/L
LC34-DPT0656-008.0-20181015	TRICHLOROETHENE	79-01-6	16		UG/L
LC34-DPT0656-008.0-20181015	VINYL CHLORIDE	75-01-4	1	U	UG/L
LC34-DPT0656-013.0-20181015	1,1,2-TRICHLOROTRIFLUOROETHANE	76-13-1	1	U	UG/L
LC34-DPT0656-013.0-20181015	1,1-DICHLOROETHENE	75-35-4	1	U	UG/L
LC34-DPT0656-013.0-20181015	CIS-1,2-DICHLOROETHENE	156-59-2	8		UG/L
LC34-DPT0656-013.0-20181015	TRANS-1,2-DICHLOROETHENE	156-60-5	1	U	UG/L
LC34-DPT0656-013.0-20181015	TRICHLOROETHENE	79-01-6	6		UG/L
LC34-DPT0656-013.0-20181015	VINYL CHLORIDE	75-01-4	4		UG/L
LC34-DPT0656-018.0-20181015	1,1,2-TRICHLOROTRIFLUOROETHANE	76-13-1	1	U	UG/L
LC34-DPT0656-018.0-20181015	1,1-DICHLOROETHENE	75-35-4	1	U	UG/L
LC34-DPT0656-018.0-20181015	CIS-1,2-DICHLOROETHENE	156-59-2	10		UG/L
LC34-DPT0656-018.0-20181015	TRANS-1,2-DICHLOROETHENE	156-60-5	1	U	UG/L
LC34-DPT0656-018.0-20181015	TRICHLOROETHENE	79-01-6	2		UG/L
LC34-DPT0656-018.0-20181015	VINYL CHLORIDE	75-01-4	8		UG/L
LC34-DPT0656-023.0-20181015	1,1,2-TRICHLOROTRIFLUOROETHANE	76-13-1	3	U	UG/L
LC34-DPT0656-023.0-20181015	1,1-DICHLOROETHENE	75-35-4	3	U	UG/L
LC34-DPT0656-023.0-20181015	CIS-1,2-DICHLOROETHENE	156-59-2	3	U	UG/L
LC34-DPT0656-023.0-20181015	TRANS-1,2-DICHLOROETHENE	156-60-5	3	U	UG/L

DPT Results - DNAPL Source Zone
Launch Complex 34, SWMU CC054

Sample_ID	Parameter	CAS	Lab Result	Qualifier	Units
LC34-DPT0656-023.0-20181015	TRICHLOROETHENE	79-01-6	3	U	UG/L
LC34-DPT0656-023.0-20181015	VINYL CHLORIDE	75-01-4	17		UG/L
LC34-DPT0656-028.0-20181015	1,1,2-TRICHLOROTRIFLUOROETHANE	76-13-1	3	U	UG/L
LC34-DPT0656-028.0-20181015	1,1-DICHLOROETHENE	75-35-4	3	U	UG/L
LC34-DPT0656-028.0-20181015	CIS-1,2-DICHLOROETHENE	156-59-2	11		UG/L
LC34-DPT0656-028.0-20181015	TRANS-1,2-DICHLOROETHENE	156-60-5	3	U	UG/L
LC34-DPT0656-028.0-20181015	TRICHLOROETHENE	79-01-6	3	U	UG/L
LC34-DPT0656-028.0-20181015	VINYL CHLORIDE	75-01-4	49		UG/L
LC34-DPT0656-033.0-20181015	1,1,2-TRICHLOROTRIFLUOROETHANE	76-13-1	1	U	UG/L
LC34-DPT0656-033.0-20181015	1,1-DICHLOROETHENE	75-35-4	1	U	UG/L
LC34-DPT0656-033.0-20181015	CIS-1,2-DICHLOROETHENE	156-59-2	2		UG/L
LC34-DPT0656-033.0-20181015	TRANS-1,2-DICHLOROETHENE	156-60-5	1	U	UG/L
LC34-DPT0656-033.0-20181015	TRICHLOROETHENE	79-01-6	1	U	UG/L
LC34-DPT0656-033.0-20181015	VINYL CHLORIDE	75-01-4	57		UG/L
LC34-DPT0656-038.0-20181015	1,1,2-TRICHLOROTRIFLUOROETHANE	76-13-1	1	U	UG/L
LC34-DPT0656-038.0-20181015	1,1-DICHLOROETHENE	75-35-4	1	U	UG/L
LC34-DPT0656-038.0-20181015	CIS-1,2-DICHLOROETHENE	156-59-2	11		UG/L
LC34-DPT0656-038.0-20181015	TRANS-1,2-DICHLOROETHENE	156-60-5	1	U	UG/L
LC34-DPT0656-038.0-20181015	TRICHLOROETHENE	79-01-6	1		UG/L
LC34-DPT0656-038.0-20181015	VINYL CHLORIDE	75-01-4	83		UG/L
LC34-DPT0656-043.0-20181015	1,1,2-TRICHLOROTRIFLUOROETHANE	76-13-1	1000	U	UG/L
LC34-DPT0656-043.0-20181015	1,1-DICHLOROETHENE	75-35-4	1000	U	UG/L
LC34-DPT0656-043.0-20181015	CIS-1,2-DICHLOROETHENE	156-59-2	12400		UG/L
LC34-DPT0656-043.0-20181015	TRANS-1,2-DICHLOROETHENE	156-60-5	1000	U	UG/L
LC34-DPT0656-043.0-20181015	TRICHLOROETHENE	79-01-6	97000		UG/L
LC34-DPT0656-043.0-20181015	VINYL CHLORIDE	75-01-4	1300		UG/L
LC34-DPT0656-048.0-20181015	1,1,2-TRICHLOROTRIFLUOROETHANE	76-13-1	1000	U	UG/L
LC34-DPT0656-048.0-20181015	1,1-DICHLOROETHENE	75-35-4	1000	U	UG/L
LC34-DPT0656-048.0-20181015	CIS-1,2-DICHLOROETHENE	156-59-2	163000		UG/L

DPT Results - DNAPL Source Zone
Launch Complex 34, SWMU CC054

Sample_ID	Parameter	CAS	Lab Result	Qualifier	Units
LC34-DPT0656-048.0-20181015	TRANS-1,2-DICHLOROETHENE	156-60-5	2300		UG/L
LC34-DPT0656-048.0-20181015	TRICHLOROETHENE	79-01-6	148000		UG/L
LC34-DPT0656-048.0-20181015	VINYL CHLORIDE	75-01-4	47000		UG/L
LC34-DPT0656-053.0-20181015	1,1,2-TRICHLOROTRIFLUOROETHANE	76-13-1	3300	U	UG/L
LC34-DPT0656-053.0-20181015	1,1-DICHLOROETHENE	75-35-4	3300	U	UG/L
LC34-DPT0656-053.0-20181015	CIS-1,2-DICHLOROETHENE	156-59-2	56600		UG/L
LC34-DPT0656-053.0-20181015	TRANS-1,2-DICHLOROETHENE	156-60-5	3300	U	UG/L
LC34-DPT0656-053.0-20181015	TRICHLOROETHENE	79-01-6	376000		UG/L
LC34-DPT0656-053.0-20181015	VINYL CHLORIDE	75-01-4	3300	U	UG/L
LC34-DPT0656-058.0-20181015	1,1,2-TRICHLOROTRIFLUOROETHANE	76-13-1	290	U	UG/L
LC34-DPT0656-058.0-20181015	1,1-DICHLOROETHENE	75-35-4	290	U	UG/L
LC34-DPT0656-058.0-20181015	CIS-1,2-DICHLOROETHENE	156-59-2	6100		UG/L
LC34-DPT0656-058.0-20181015	TRANS-1,2-DICHLOROETHENE	156-60-5	290	U	UG/L
LC34-DPT0656-058.0-20181015	TRICHLOROETHENE	79-01-6	15700		UG/L
LC34-DPT0656-058.0-20181015	VINYL CHLORIDE	75-01-4	290		UG/L
LC34-DPT0656-063.0-20181015	1,1,2-TRICHLOROTRIFLUOROETHANE	76-13-1	290	U	UG/L
LC34-DPT0656-063.0-20181015	1,1-DICHLOROETHENE	75-35-4	290	U	UG/L
LC34-DPT0656-063.0-20181015	CIS-1,2-DICHLOROETHENE	156-59-2	290	U	UG/L
LC34-DPT0656-063.0-20181015	TRANS-1,2-DICHLOROETHENE	156-60-5	290	U	UG/L
LC34-DPT0656-063.0-20181015	TRICHLOROETHENE	79-01-6	4700		UG/L
LC34-DPT0656-063.0-20181015	VINYL CHLORIDE	75-01-4	290	U	UG/L
LC34-DPT0656-068.0-20181015	1,1,2-TRICHLOROTRIFLUOROETHANE	76-13-1	40	U	UG/L
LC34-DPT0656-068.0-20181015	1,1-DICHLOROETHENE	75-35-4	40	U	UG/L
LC34-DPT0656-068.0-20181015	CIS-1,2-DICHLOROETHENE	156-59-2	720		UG/L
LC34-DPT0656-068.0-20181015	TRANS-1,2-DICHLOROETHENE	156-60-5	40	U	UG/L
LC34-DPT0656-068.0-20181015	TRICHLOROETHENE	79-01-6	4000		UG/L
LC34-DPT0656-068.0-20181015	VINYL CHLORIDE	75-01-4	40	U	UG/L
LC34-DPT0656-073.0-20181016	1,1,2-TRICHLOROTRIFLUOROETHANE	76-13-1	290	U	UG/L
LC34-DPT0656-073.0-20181016	1,1-DICHLOROETHENE	75-35-4	290	U	UG/L

DPT Results - DNAPL Source Zone
Launch Complex 34, SWMU CC054

Sample_ID	Parameter	CAS	Lab Result	Qualifier	Units
LC34-DPT0656-073.0-20181016	CIS-1,2-DICHLOROETHENE	156-59-2	13500		UG/L
LC34-DPT0656-073.0-20181016	TRANS-1,2-DICHLOROETHENE	156-60-5	510		UG/L
LC34-DPT0656-073.0-20181016	TRICHLOROETHENE	79-01-6	144000	J	UG/L
LC34-DPT0656-073.0-20181016	VINYL CHLORIDE	75-01-4	290	U	UG/L
LC34-DPT0656-073.0-20181016-D	1,1,2-TRICHLOROTRIFLUOROETHANE	76-13-1	1000	U	UG/L
LC34-DPT0656-073.0-20181016-D	1,1-DICHLOROETHENE	75-35-4	1000	U	UG/L
LC34-DPT0656-073.0-20181016-D	CIS-1,2-DICHLOROETHENE	156-59-2	12700		UG/L
LC34-DPT0656-073.0-20181016-D	TRANS-1,2-DICHLOROETHENE	156-60-5	1000	U	UG/L
LC34-DPT0656-073.0-20181016-D	TRICHLOROETHENE	79-01-6	153000		UG/L
LC34-DPT0656-073.0-20181016-D	VINYL CHLORIDE	75-01-4	1000	U	UG/L
LC34-DPT0656-078.0-20181016	1,1,2-TRICHLOROTRIFLUOROETHANE	76-13-1	1000	U	UG/L
LC34-DPT0656-078.0-20181016	1,1-DICHLOROETHENE	75-35-4	1000	U	UG/L
LC34-DPT0656-078.0-20181016	CIS-1,2-DICHLOROETHENE	156-59-2	5100		UG/L
LC34-DPT0656-078.0-20181016	TRANS-1,2-DICHLOROETHENE	156-60-5	1000	U	UG/L
LC34-DPT0656-078.0-20181016	TRICHLOROETHENE	79-01-6	62900		UG/L
LC34-DPT0656-078.0-20181016	VINYL CHLORIDE	75-01-4	1000	U	UG/L
LC34-DPT0656-083.0-20181016	1,1,2-TRICHLOROTRIFLUOROETHANE	76-13-1	20	U	UG/L
LC34-DPT0656-083.0-20181016	1,1-DICHLOROETHENE	75-35-4	20	U	UG/L
LC34-DPT0656-083.0-20181016	CIS-1,2-DICHLOROETHENE	156-59-2	56		UG/L
LC34-DPT0656-083.0-20181016	TRANS-1,2-DICHLOROETHENE	156-60-5	20	U	UG/L
LC34-DPT0656-083.0-20181016	TRICHLOROETHENE	79-01-6	1900		UG/L
LC34-DPT0656-083.0-20181016	VINYL CHLORIDE	75-01-4	20	U	UG/L
LC34-DPT0656-083.0-20190716	1,1,2-TRICHLOROTRIFLUOROETHANE	76-13-1	1	U	UG/L
LC34-DPT0656-083.0-20190716	1,1-DICHLOROETHENE	75-35-4	1	U	UG/L
LC34-DPT0656-083.0-20190716	CIS-1,2-DICHLOROETHENE	156-59-2	63		UG/L
LC34-DPT0656-083.0-20190716	TRANS-1,2-DICHLOROETHENE	156-60-5	2		UG/L
LC34-DPT0656-083.0-20190716	TRICHLOROETHENE	79-01-6	300		UG/L
LC34-DPT0656-083.0-20190716	VINYL CHLORIDE	75-01-4	1	U	UG/L
LC34-DPT0656-088.0-20181016	1,1,2-TRICHLOROTRIFLUOROETHANE	76-13-1	40	U	UG/L

DPT Results - DNAPL Source Zone
Launch Complex 34, SWMU CC054

Sample_ID	Parameter	CAS	Lab Result	Qualifier	Units
LC34-DPT0656-088.0-20181016	1,1-DICHLOROETHENE	75-35-4	40	U	UG/L
LC34-DPT0656-088.0-20181016	CIS-1,2-DICHLOROETHENE	156-59-2	40	U	UG/L
LC34-DPT0656-088.0-20181016	TRANS-1,2-DICHLOROETHENE	156-60-5	40	U	UG/L
LC34-DPT0656-088.0-20181016	TRICHLOROETHENE	79-01-6	2100		UG/L
LC34-DPT0656-088.0-20181016	VINYL CHLORIDE	75-01-4	40	U	UG/L
LC34-DPT0656-088.0-20190716	1,1,2-TRICHLOROTRIFLUOROETHANE	76-13-1	1	U	UG/L
LC34-DPT0656-088.0-20190716	1,1-DICHLOROETHENE	75-35-4	1	U	UG/L
LC34-DPT0656-088.0-20190716	CIS-1,2-DICHLOROETHENE	156-59-2	14		UG/L
LC34-DPT0656-088.0-20190716	TRANS-1,2-DICHLOROETHENE	156-60-5	1	U	UG/L
LC34-DPT0656-088.0-20190716	TRICHLOROETHENE	79-01-6	73		UG/L
LC34-DPT0656-088.0-20190716	VINYL CHLORIDE	75-01-4	1	U	UG/L
LC34-DPT0656-093.0-20181016	1,1,2-TRICHLOROTRIFLUOROETHANE	76-13-1	290	U	UG/L
LC34-DPT0656-093.0-20181016	1,1-DICHLOROETHENE	75-35-4	290	U	UG/L
LC34-DPT0656-093.0-20181016	CIS-1,2-DICHLOROETHENE	156-59-2	1300		UG/L
LC34-DPT0656-093.0-20181016	TRANS-1,2-DICHLOROETHENE	156-60-5	290	U	UG/L
LC34-DPT0656-093.0-20181016	TRICHLOROETHENE	79-01-6	101000		UG/L
LC34-DPT0656-093.0-20181016	VINYL CHLORIDE	75-01-4	290	U	UG/L
LC34-DPT0656-093.0-20190716	1,1,2-TRICHLOROTRIFLUOROETHANE	76-13-1	2	U	UG/L
LC34-DPT0656-093.0-20190716	1,1-DICHLOROETHENE	75-35-4	2	U	UG/L
LC34-DPT0656-093.0-20190716	CIS-1,2-DICHLOROETHENE	156-59-2	110		UG/L
LC34-DPT0656-093.0-20190716	TRANS-1,2-DICHLOROETHENE	156-60-5	3		UG/L
LC34-DPT0656-093.0-20190716	TRICHLOROETHENE	79-01-6	500		UG/L
LC34-DPT0656-093.0-20190716	VINYL CHLORIDE	75-01-4	2	U	UG/L
LC34-DPT0656-098.0-20181016	1,1,2-TRICHLOROTRIFLUOROETHANE	76-13-1	290	U	UG/L
LC34-DPT0656-098.0-20181016	1,1-DICHLOROETHENE	75-35-4	290	U	UG/L
LC34-DPT0656-098.0-20181016	CIS-1,2-DICHLOROETHENE	156-59-2	290	U	UG/L
LC34-DPT0656-098.0-20181016	TRANS-1,2-DICHLOROETHENE	156-60-5	290	U	UG/L
LC34-DPT0656-098.0-20181016	TRICHLOROETHENE	79-01-6	26300		UG/L
LC34-DPT0656-098.0-20181016	VINYL CHLORIDE	75-01-4	290	U	UG/L

DPT Results - DNAPL Source Zone
Launch Complex 34, SWMU CC054

Sample_ID	Parameter	CAS	Lab Result	Qualifier	Units
LC34-DPT0656-098.0-20190716	1,1,2-TRICHLOROTRIFLUOROETHANE	76-13-1	2	U	UG/L
LC34-DPT0656-098.0-20190716	1,1-DICHLOROETHENE	75-35-4	2	U	UG/L
LC34-DPT0656-098.0-20190716	CIS-1,2-DICHLOROETHENE	156-59-2	21		UG/L
LC34-DPT0656-098.0-20190716	TRANS-1,2-DICHLOROETHENE	156-60-5	2	U	UG/L
LC34-DPT0656-098.0-20190716	TRICHLOROETHENE	79-01-6	60		UG/L
LC34-DPT0656-098.0-20190716	VINYL CHLORIDE	75-01-4	2	U	UG/L
LC34-DPT0657-008.0-20181017	1,1,2-TRICHLOROTRIFLUOROETHANE	76-13-1	1	U	UG/L
LC34-DPT0657-008.0-20181017	1,1-DICHLOROETHENE	75-35-4	1	U	UG/L
LC34-DPT0657-008.0-20181017	CIS-1,2-DICHLOROETHENE	156-59-2	1	U	UG/L
LC34-DPT0657-008.0-20181017	TRANS-1,2-DICHLOROETHENE	156-60-5	1	U	UG/L
LC34-DPT0657-008.0-20181017	TRICHLOROETHENE	79-01-6	1	U	UG/L
LC34-DPT0657-008.0-20181017	VINYL CHLORIDE	75-01-4	1	U	UG/L
LC34-DPT0657-013.0-20181017	1,1,2-TRICHLOROTRIFLUOROETHANE	76-13-1	1	U	UG/L
LC34-DPT0657-013.0-20181017	1,1-DICHLOROETHENE	75-35-4	1	U	UG/L
LC34-DPT0657-013.0-20181017	CIS-1,2-DICHLOROETHENE	156-59-2	18		UG/L
LC34-DPT0657-013.0-20181017	TRANS-1,2-DICHLOROETHENE	156-60-5	1	U	UG/L
LC34-DPT0657-013.0-20181017	TRICHLOROETHENE	79-01-6	1	U	UG/L
LC34-DPT0657-013.0-20181017	VINYL CHLORIDE	75-01-4	170		UG/L
LC34-DPT0657-013.0-20181017-D	1,1,2-TRICHLOROTRIFLUOROETHANE	76-13-1	1	U	UG/L
LC34-DPT0657-013.0-20181017-D	1,1-DICHLOROETHENE	75-35-4	1	U	UG/L
LC34-DPT0657-013.0-20181017-D	CIS-1,2-DICHLOROETHENE	156-59-2	18		UG/L
LC34-DPT0657-013.0-20181017-D	TRANS-1,2-DICHLOROETHENE	156-60-5	1	U	UG/L
LC34-DPT0657-013.0-20181017-D	TRICHLOROETHENE	79-01-6	1	U	UG/L
LC34-DPT0657-013.0-20181017-D	VINYL CHLORIDE	75-01-4	160		UG/L
LC34-DPT0657-018.0-20181017	1,1,2-TRICHLOROTRIFLUOROETHANE	76-13-1	3	U	UG/L
LC34-DPT0657-018.0-20181017	1,1-DICHLOROETHENE	75-35-4	3	U	UG/L
LC34-DPT0657-018.0-20181017	CIS-1,2-DICHLOROETHENE	156-59-2	9		UG/L
LC34-DPT0657-018.0-20181017	TRANS-1,2-DICHLOROETHENE	156-60-5	3	U	UG/L
LC34-DPT0657-018.0-20181017	TRICHLOROETHENE	79-01-6	3	U	UG/L

DPT Results - DNAPL Source Zone
Launch Complex 34, SWMU CC054

Sample_ID	Parameter	CAS	Lab Result	Qualifier	Units
LC34-DPT0657-018.0-20181017	VINYL CHLORIDE	75-01-4	92		UG/L
LC34-DPT0657-023.0-20181017	1,1,2-TRICHLOROTRIFLUOROETHANE	76-13-1	2	U	UG/L
LC34-DPT0657-023.0-20181017	1,1-DICHLOROETHENE	75-35-4	2	U	UG/L
LC34-DPT0657-023.0-20181017	CIS-1,2-DICHLOROETHENE	156-59-2	6		UG/L
LC34-DPT0657-023.0-20181017	TRANS-1,2-DICHLOROETHENE	156-60-5	2	U	UG/L
LC34-DPT0657-023.0-20181017	TRICHLOROETHENE	79-01-6	2	U	UG/L
LC34-DPT0657-023.0-20181017	VINYL CHLORIDE	75-01-4	61		UG/L
LC34-DPT0657-028.0-20181017	1,1,2-TRICHLOROTRIFLUOROETHANE	76-13-1	1	U	UG/L
LC34-DPT0657-028.0-20181017	1,1-DICHLOROETHENE	75-35-4	1	U	UG/L
LC34-DPT0657-028.0-20181017	CIS-1,2-DICHLOROETHENE	156-59-2	2		UG/L
LC34-DPT0657-028.0-20181017	TRANS-1,2-DICHLOROETHENE	156-60-5	1	U	UG/L
LC34-DPT0657-028.0-20181017	TRICHLOROETHENE	79-01-6	1	U	UG/L
LC34-DPT0657-028.0-20181017	VINYL CHLORIDE	75-01-4	14		UG/L
LC34-DPT0657-033.0-20181017	1,1,2-TRICHLOROTRIFLUOROETHANE	76-13-1	1	U	UG/L
LC34-DPT0657-033.0-20181017	1,1-DICHLOROETHENE	75-35-4	1	U	UG/L
LC34-DPT0657-033.0-20181017	CIS-1,2-DICHLOROETHENE	156-59-2	3		UG/L
LC34-DPT0657-033.0-20181017	TRANS-1,2-DICHLOROETHENE	156-60-5	1	U	UG/L
LC34-DPT0657-033.0-20181017	TRICHLOROETHENE	79-01-6	1	U	UG/L
LC34-DPT0657-033.0-20181017	VINYL CHLORIDE	75-01-4	16		UG/L
LC34-DPT0657-038.0-20181017	1,1,2-TRICHLOROTRIFLUOROETHANE	76-13-1	1	U	UG/L
LC34-DPT0657-038.0-20181017	1,1-DICHLOROETHENE	75-35-4	1	U	UG/L
LC34-DPT0657-038.0-20181017	CIS-1,2-DICHLOROETHENE	156-59-2	1	U	UG/L
LC34-DPT0657-038.0-20181017	TRANS-1,2-DICHLOROETHENE	156-60-5	10		UG/L
LC34-DPT0657-038.0-20181017	TRICHLOROETHENE	79-01-6	1	U	UG/L
LC34-DPT0657-038.0-20181017	VINYL CHLORIDE	75-01-4	2		UG/L
LC34-DPT0657-043.0-20181017	1,1,2-TRICHLOROTRIFLUOROETHANE	76-13-1	100	U	UG/L
LC34-DPT0657-043.0-20181017	1,1-DICHLOROETHENE	75-35-4	100	U	UG/L
LC34-DPT0657-043.0-20181017	CIS-1,2-DICHLOROETHENE	156-59-2	100	U	UG/L
LC34-DPT0657-043.0-20181017	TRANS-1,2-DICHLOROETHENE	156-60-5	920		UG/L

DPT Results - DNAPL Source Zone
Launch Complex 34, SWMU CC054

Sample_ID	Parameter	CAS	Lab Result	Qualifier	Units
LC34-DPT0657-043.0-20181017	TRICHLOROETHENE	79-01-6	100	U	UG/L
LC34-DPT0657-043.0-20181017	VINYL CHLORIDE	75-01-4	22400		UG/L
LC34-DPT0657-048.0-20181017	1,1,2-TRICHLOROTRIFLUOROETHANE	76-13-1	3	U	UG/L
LC34-DPT0657-048.0-20181017	1,1-DICHLOROETHENE	75-35-4	3	U	UG/L
LC34-DPT0657-048.0-20181017	CIS-1,2-DICHLOROETHENE	156-59-2	84		UG/L
LC34-DPT0657-048.0-20181017	TRANS-1,2-DICHLOROETHENE	156-60-5	4		UG/L
LC34-DPT0657-048.0-20181017	TRICHLOROETHENE	79-01-6	3	U	UG/L
LC34-DPT0657-048.0-20181017	VINYL CHLORIDE	75-01-4	18		UG/L
LC34-DPT0657-053.0-20181017	1,1,2-TRICHLOROTRIFLUOROETHANE	76-13-1	10000	U	UG/L
LC34-DPT0657-053.0-20181017	1,1-DICHLOROETHENE	75-35-4	10000	U	UG/L
LC34-DPT0657-053.0-20181017	CIS-1,2-DICHLOROETHENE	156-59-2	39300		UG/L
LC34-DPT0657-053.0-20181017	TRANS-1,2-DICHLOROETHENE	156-60-5	10000	U	UG/L
LC34-DPT0657-053.0-20181017	TRICHLOROETHENE	79-01-6	1100000		UG/L
LC34-DPT0657-053.0-20181017	VINYL CHLORIDE	75-01-4	10000	U	UG/L
LC34-DPT0657-058.0-20181017	1,1,2-TRICHLOROTRIFLUOROETHANE	76-13-1	5000	U	UG/L
LC34-DPT0657-058.0-20181017	1,1-DICHLOROETHENE	75-35-4	5000	U	UG/L
LC34-DPT0657-058.0-20181017	CIS-1,2-DICHLOROETHENE	156-59-2	27900		UG/L
LC34-DPT0657-058.0-20181017	TRANS-1,2-DICHLOROETHENE	156-60-5	5000	U	UG/L
LC34-DPT0657-058.0-20181017	TRICHLOROETHENE	79-01-6	902000		UG/L
LC34-DPT0657-058.0-20181017	VINYL CHLORIDE	75-01-4	5000	U	UG/L
LC34-DPT0657-063.0-20181017	1,1,2-TRICHLOROTRIFLUOROETHANE	76-13-1	290	U	UG/L
LC34-DPT0657-063.0-20181017	1,1-DICHLOROETHENE	75-35-4	290	U	UG/L
LC34-DPT0657-063.0-20181017	CIS-1,2-DICHLOROETHENE	156-59-2	410		UG/L
LC34-DPT0657-063.0-20181017	TRANS-1,2-DICHLOROETHENE	156-60-5	290	U	UG/L
LC34-DPT0657-063.0-20181017	TRICHLOROETHENE	79-01-6	25100		UG/L
LC34-DPT0657-063.0-20181017	VINYL CHLORIDE	75-01-4	2500		UG/L
LC34-DPT0657-068.0-20181017	1,1,2-TRICHLOROTRIFLUOROETHANE	76-13-1	100	U	UG/L
LC34-DPT0657-068.0-20181017	1,1-DICHLOROETHENE	75-35-4	100	U	UG/L
LC34-DPT0657-068.0-20181017	CIS-1,2-DICHLOROETHENE	156-59-2	200		UG/L

DPT Results - DNAPL Source Zone
Launch Complex 34, SWMU CC054

Sample_ID	Parameter	CAS	Lab Result	Qualifier	Units
LC34-DPT0657-068.0-20181017	TRANS-1,2-DICHLOROETHENE	156-60-5	100	U	UG/L
LC34-DPT0657-068.0-20181017	TRICHLOROETHENE	79-01-6	1800		UG/L
LC34-DPT0657-068.0-20181017	VINYL CHLORIDE	75-01-4	1600		UG/L
LC34-DPT0657-073.0-20181017	1,1,2-TRICHLOROTRIFLUOROETHANE	76-13-1	20	U	UG/L
LC34-DPT0657-073.0-20181017	1,1-DICHLOROETHENE	75-35-4	22		UG/L
LC34-DPT0657-073.0-20181017	CIS-1,2-DICHLOROETHENE	156-59-2	2100		UG/L
LC34-DPT0657-073.0-20181017	TRANS-1,2-DICHLOROETHENE	156-60-5	52		UG/L
LC34-DPT0657-073.0-20181017	TRICHLOROETHENE	79-01-6	102000	J	UG/L
LC34-DPT0657-073.0-20181017	VINYL CHLORIDE	75-01-4	20	U	UG/L
LC34-DPT0657-078.0-20181017	1,1,2-TRICHLOROTRIFLUOROETHANE	76-13-1	10000	U	UG/L
LC34-DPT0657-078.0-20181017	1,1-DICHLOROETHENE	75-35-4	10000	U	UG/L
LC34-DPT0657-078.0-20181017	CIS-1,2-DICHLOROETHENE	156-59-2	16200		UG/L
LC34-DPT0657-078.0-20181017	TRANS-1,2-DICHLOROETHENE	156-60-5	10000	U	UG/L
LC34-DPT0657-078.0-20181017	TRICHLOROETHENE	79-01-6	3180000		UG/L
LC34-DPT0657-078.0-20181017	VINYL CHLORIDE	75-01-4	10000	U	UG/L
LC34-DPT0657-083.0-20181017	1,1,2-TRICHLOROTRIFLUOROETHANE	76-13-1	290	U	UG/L
LC34-DPT0657-083.0-20181017	1,1-DICHLOROETHENE	75-35-4	290	U	UG/L
LC34-DPT0657-083.0-20181017	CIS-1,2-DICHLOROETHENE	156-59-2	550		UG/L
LC34-DPT0657-083.0-20181017	TRANS-1,2-DICHLOROETHENE	156-60-5	290	U	UG/L
LC34-DPT0657-083.0-20181017	TRICHLOROETHENE	79-01-6	1600		UG/L
LC34-DPT0657-083.0-20181017	VINYL CHLORIDE	75-01-4	290	U	UG/L
LC34-DPT0657-083.0-20181017-D	1,1,2-TRICHLOROTRIFLUOROETHANE	76-13-1	20	U	UG/L
LC34-DPT0657-083.0-20181017-D	1,1-DICHLOROETHENE	75-35-4	20	U	UG/L
LC34-DPT0657-083.0-20181017-D	CIS-1,2-DICHLOROETHENE	156-59-2	510		UG/L
LC34-DPT0657-083.0-20181017-D	TRANS-1,2-DICHLOROETHENE	156-60-5	20	U	UG/L
LC34-DPT0657-083.0-20181017-D	TRICHLOROETHENE	79-01-6	1400		UG/L
LC34-DPT0657-083.0-20181017-D	VINYL CHLORIDE	75-01-4	20	U	UG/L
LC34-DPT0657-088.0-20181018	1,1,2-TRICHLOROTRIFLUOROETHANE	76-13-1	100	U	UG/L
LC34-DPT0657-088.0-20181018	1,1-DICHLOROETHENE	75-35-4	100	U	UG/L

DPT Results - DNAPL Source Zone
Launch Complex 34, SWMU CC054

Sample_ID	Parameter	CAS	Lab Result	Qualifier	Units
LC34-DPT0657-088.0-20181018	CIS-1,2-DICHLOROETHENE	156-59-2	100	U	UG/L
LC34-DPT0657-088.0-20181018	TRANS-1,2-DICHLOROETHENE	156-60-5	100	U	UG/L
LC34-DPT0657-088.0-20181018	TRICHLOROETHENE	79-01-6	4400		UG/L
LC34-DPT0657-088.0-20181018	VINYL CHLORIDE	75-01-4	100	U	UG/L
LC34-DPT0657-093.0-20181018	1,1,2-TRICHLOROTRIFLUOROETHANE	76-13-1	10	U	UG/L
LC34-DPT0657-093.0-20181018	1,1-DICHLOROETHENE	75-35-4	10	U	UG/L
LC34-DPT0657-093.0-20181018	CIS-1,2-DICHLOROETHENE	156-59-2	110		UG/L
LC34-DPT0657-093.0-20181018	TRANS-1,2-DICHLOROETHENE	156-60-5	10	U	UG/L
LC34-DPT0657-093.0-20181018	TRICHLOROETHENE	79-01-6	4400	J	UG/L
LC34-DPT0657-093.0-20181018	VINYL CHLORIDE	75-01-4	10	U	UG/L
LC34-DPT0657-098.0-20181018	1,1,2-TRICHLOROTRIFLUOROETHANE	76-13-1	40	U	UG/L
LC34-DPT0657-098.0-20181018	1,1-DICHLOROETHENE	75-35-4	40	U	UG/L
LC34-DPT0657-098.0-20181018	CIS-1,2-DICHLOROETHENE	156-59-2	100		UG/L
LC34-DPT0657-098.0-20181018	TRANS-1,2-DICHLOROETHENE	156-60-5	40	U	UG/L
LC34-DPT0657-098.0-20181018	TRICHLOROETHENE	79-01-6	6100		UG/L
LC34-DPT0657-098.0-20181018	VINYL CHLORIDE	75-01-4	40	U	UG/L
LC34-DPT0658-008.0-20181018	1,1,2-TRICHLOROTRIFLUOROETHANE	76-13-1	1	U	UG/L
LC34-DPT0658-008.0-20181018	1,1-DICHLOROETHENE	75-35-4	1	U	UG/L
LC34-DPT0658-008.0-20181018	CIS-1,2-DICHLOROETHENE	156-59-2	1	U	UG/L
LC34-DPT0658-008.0-20181018	TRANS-1,2-DICHLOROETHENE	156-60-5	1	U	UG/L
LC34-DPT0658-008.0-20181018	TRICHLOROETHENE	79-01-6	13		UG/L
LC34-DPT0658-008.0-20181018	VINYL CHLORIDE	75-01-4	4		UG/L
LC34-DPT0658-013.0-20181018	1,1,2-TRICHLOROTRIFLUOROETHANE	76-13-1	1	U	UG/L
LC34-DPT0658-013.0-20181018	1,1-DICHLOROETHENE	75-35-4	1	U	UG/L
LC34-DPT0658-013.0-20181018	CIS-1,2-DICHLOROETHENE	156-59-2	7		UG/L
LC34-DPT0658-013.0-20181018	TRANS-1,2-DICHLOROETHENE	156-60-5	1	U	UG/L
LC34-DPT0658-013.0-20181018	TRICHLOROETHENE	79-01-6	1		UG/L
LC34-DPT0658-013.0-20181018	VINYL CHLORIDE	75-01-4	93		UG/L
LC34-DPT0658-018.0-20181018	1,1,2-TRICHLOROTRIFLUOROETHANE	76-13-1	1	U	UG/L

DPT Results - DNAPL Source Zone
Launch Complex 34, SWMU CC054

Sample_ID	Parameter	CAS	Lab Result	Qualifier	Units
LC34-DPT0658-018.0-20181018	1,1-DICHLOROETHENE	75-35-4	1	U	UG/L
LC34-DPT0658-018.0-20181018	CIS-1,2-DICHLOROETHENE	156-59-2	7		UG/L
LC34-DPT0658-018.0-20181018	TRANS-1,2-DICHLOROETHENE	156-60-5	1	U	UG/L
LC34-DPT0658-018.0-20181018	TRICHLOROETHENE	79-01-6	1	U	UG/L
LC34-DPT0658-018.0-20181018	VINYL CHLORIDE	75-01-4	240		UG/L
LC34-DPT0658-023.0-20181018	1,1,2-TRICHLOROTRIFLUOROETHANE	76-13-1	1	U	UG/L
LC34-DPT0658-023.0-20181018	1,1-DICHLOROETHENE	75-35-4	1	U	UG/L
LC34-DPT0658-023.0-20181018	CIS-1,2-DICHLOROETHENE	156-59-2	2		UG/L
LC34-DPT0658-023.0-20181018	TRANS-1,2-DICHLOROETHENE	156-60-5	11		UG/L
LC34-DPT0658-023.0-20181018	TRICHLOROETHENE	79-01-6	1	U	UG/L
LC34-DPT0658-023.0-20181018	VINYL CHLORIDE	75-01-4	170		UG/L
LC34-DPT0658-028.0-20181018	1,1,2-TRICHLOROTRIFLUOROETHANE	76-13-1	1	U	UG/L
LC34-DPT0658-028.0-20181018	1,1-DICHLOROETHENE	75-35-4	1	U	UG/L
LC34-DPT0658-028.0-20181018	CIS-1,2-DICHLOROETHENE	156-59-2	4		UG/L
LC34-DPT0658-028.0-20181018	TRANS-1,2-DICHLOROETHENE	156-60-5	64		UG/L
LC34-DPT0658-028.0-20181018	TRICHLOROETHENE	79-01-6	1	U	UG/L
LC34-DPT0658-028.0-20181018	VINYL CHLORIDE	75-01-4	110		UG/L
LC34-DPT0658-033.0-20181018	1,1,2-TRICHLOROTRIFLUOROETHANE	76-13-1	290	U	UG/L
LC34-DPT0658-033.0-20181018	1,1-DICHLOROETHENE	75-35-4	290	U	UG/L
LC34-DPT0658-033.0-20181018	CIS-1,2-DICHLOROETHENE	156-59-2	45900		UG/L
LC34-DPT0658-033.0-20181018	TRANS-1,2-DICHLOROETHENE	156-60-5	520		UG/L
LC34-DPT0658-033.0-20181018	TRICHLOROETHENE	79-01-6	350		UG/L
LC34-DPT0658-033.0-20181018	VINYL CHLORIDE	75-01-4	21400		UG/L
LC34-DPT0658-038.0-20181018	1,1,2-TRICHLOROTRIFLUOROETHANE	76-13-1	290	U	UG/L
LC34-DPT0658-038.0-20181018	1,1-DICHLOROETHENE	75-35-4	290	U	UG/L
LC34-DPT0658-038.0-20181018	CIS-1,2-DICHLOROETHENE	156-59-2	570		UG/L
LC34-DPT0658-038.0-20181018	TRANS-1,2-DICHLOROETHENE	156-60-5	290	U	UG/L
LC34-DPT0658-038.0-20181018	TRICHLOROETHENE	79-01-6	290	U	UG/L
LC34-DPT0658-038.0-20181018	VINYL CHLORIDE	75-01-4	18000		UG/L

DPT Results - DNAPL Source Zone
Launch Complex 34, SWMU CC054

Sample_ID	Parameter	CAS	Lab Result	Qualifier	Units
LC34-DPT0658-043.0-20181018	1,1,2-TRICHLOROTRIFLUOROETHANE	76-13-1	20	U	UG/L
LC34-DPT0658-043.0-20181018	1,1-DICHLOROETHENE	75-35-4	20	U	UG/L
LC34-DPT0658-043.0-20181018	CIS-1,2-DICHLOROETHENE	156-59-2	250		UG/L
LC34-DPT0658-043.0-20181018	TRANS-1,2-DICHLOROETHENE	156-60-5	20	U	UG/L
LC34-DPT0658-043.0-20181018	TRICHLOROETHENE	79-01-6	20	U	UG/L
LC34-DPT0658-043.0-20181018	VINYL CHLORIDE	75-01-4	590		UG/L
LC34-DPT0658-048.0-20181018	1,1,2-TRICHLOROTRIFLUOROETHANE	76-13-1	3	U	UG/L
LC34-DPT0658-048.0-20181018	1,1-DICHLOROETHENE	75-35-4	3	U	UG/L
LC34-DPT0658-048.0-20181018	CIS-1,2-DICHLOROETHENE	156-59-2	7		UG/L
LC34-DPT0658-048.0-20181018	TRANS-1,2-DICHLOROETHENE	156-60-5	3	U	UG/L
LC34-DPT0658-048.0-20181018	TRICHLOROETHENE	79-01-6	1	U	UG/L
LC34-DPT0658-048.0-20181018	VINYL CHLORIDE	75-01-4	3	U	UG/L
LC34-DPT0658-053.0-20181018	1,1,2-TRICHLOROTRIFLUOROETHANE	76-13-1	2	U	UG/L
LC34-DPT0658-053.0-20181018	1,1-DICHLOROETHENE	75-35-4	2	U	UG/L
LC34-DPT0658-053.0-20181018	CIS-1,2-DICHLOROETHENE	156-59-2	10		UG/L
LC34-DPT0658-053.0-20181018	TRANS-1,2-DICHLOROETHENE	156-60-5	2	U	UG/L
LC34-DPT0658-053.0-20181018	TRICHLOROETHENE	79-01-6	2	U	UG/L
LC34-DPT0658-053.0-20181018	VINYL CHLORIDE	75-01-4	5		UG/L
LC34-DPT0658-058.0-20181018	1,1,2-TRICHLOROTRIFLUOROETHANE	76-13-1	1	U	UG/L
LC34-DPT0658-058.0-20181018	1,1-DICHLOROETHENE	75-35-4	1	U	UG/L
LC34-DPT0658-058.0-20181018	CIS-1,2-DICHLOROETHENE	156-59-2	240		UG/L
LC34-DPT0658-058.0-20181018	TRANS-1,2-DICHLOROETHENE	156-60-5	1	U	UG/L
LC34-DPT0658-058.0-20181018	TRICHLOROETHENE	79-01-6	1		UG/L
LC34-DPT0658-058.0-20181018	VINYL CHLORIDE	75-01-4	15		UG/L
LC34-DPT0658-063.0-20181018	1,1,2-TRICHLOROTRIFLUOROETHANE	76-13-1	1	U	UG/L
LC34-DPT0658-063.0-20181018	1,1-DICHLOROETHENE	75-35-4	1	U	UG/L
LC34-DPT0658-063.0-20181018	CIS-1,2-DICHLOROETHENE	156-59-2	3		UG/L
LC34-DPT0658-063.0-20181018	TRANS-1,2-DICHLOROETHENE	156-60-5	1	U	UG/L
LC34-DPT0658-063.0-20181018	TRICHLOROETHENE	79-01-6	1	U	UG/L

DPT Results - DNAPL Source Zone
Launch Complex 34, SWMU CC054

Sample_ID	Parameter	CAS	Lab Result	Qualifier	Units
LC34-DPT0658-063.0-20181018	VINYL CHLORIDE	75-01-4	2		UG/L
LC34-DPT0658-068.0-20181018	1,1,2-TRICHLOROTRIFLUOROETHANE	76-13-1	1	U	UG/L
LC34-DPT0658-068.0-20181018	1,1-DICHLOROETHENE	75-35-4	1	U	UG/L
LC34-DPT0658-068.0-20181018	CIS-1,2-DICHLOROETHENE	156-59-2	1	U	UG/L
LC34-DPT0658-068.0-20181018	TRANS-1,2-DICHLOROETHENE	156-60-5	1	U	UG/L
LC34-DPT0658-068.0-20181018	TRICHLOROETHENE	79-01-6	1	U	UG/L
LC34-DPT0658-068.0-20181018	VINYL CHLORIDE	75-01-4	1	U	UG/L
LC34-DPT0658-073.0-20181018	1,1,2-TRICHLOROTRIFLUOROETHANE	76-13-1	2	U	UG/L
LC34-DPT0658-073.0-20181018	1,1-DICHLOROETHENE	75-35-4	2	U	UG/L
LC34-DPT0658-073.0-20181018	CIS-1,2-DICHLOROETHENE	156-59-2	610		UG/L
LC34-DPT0658-073.0-20181018	TRANS-1,2-DICHLOROETHENE	156-60-5	3		UG/L
LC34-DPT0658-073.0-20181018	TRICHLOROETHENE	79-01-6	2	U	UG/L
LC34-DPT0658-073.0-20181018	VINYL CHLORIDE	75-01-4	2	U	UG/L
LC34-DPT0658-078.0-20181018	1,1,2-TRICHLOROTRIFLUOROETHANE	76-13-1	2	U	UG/L
LC34-DPT0658-078.0-20181018	1,1-DICHLOROETHENE	75-35-4	2		UG/L
LC34-DPT0658-078.0-20181018	CIS-1,2-DICHLOROETHENE	156-59-2	730		UG/L
LC34-DPT0658-078.0-20181018	TRANS-1,2-DICHLOROETHENE	156-60-5	13		UG/L
LC34-DPT0658-078.0-20181018	TRICHLOROETHENE	79-01-6	3		UG/L
LC34-DPT0658-078.0-20181018	VINYL CHLORIDE	75-01-4	8		UG/L
LC34-DPT0658-083.0-20181019	1,1,2-TRICHLOROTRIFLUOROETHANE	76-13-1	1	U	UG/L
LC34-DPT0658-083.0-20181019	1,1-DICHLOROETHENE	75-35-4	1	U	UG/L
LC34-DPT0658-083.0-20181019	CIS-1,2-DICHLOROETHENE	156-59-2	13		UG/L
LC34-DPT0658-083.0-20181019	TRANS-1,2-DICHLOROETHENE	156-60-5	1	U	UG/L
LC34-DPT0658-083.0-20181019	TRICHLOROETHENE	79-01-6	1	U	UG/L
LC34-DPT0658-083.0-20181019	VINYL CHLORIDE	75-01-4	2		UG/L
LC34-DPT0658-088.0-20181019	1,1,2-TRICHLOROTRIFLUOROETHANE	76-13-1	1	U	UG/L
LC34-DPT0658-088.0-20181019	1,1-DICHLOROETHENE	75-35-4	1	U	UG/L
LC34-DPT0658-088.0-20181019	CIS-1,2-DICHLOROETHENE	156-59-2	3		UG/L
LC34-DPT0658-088.0-20181019	TRANS-1,2-DICHLOROETHENE	156-60-5	1	U	UG/L

DPT Results - DNAPL Source Zone
Launch Complex 34, SWMU CC054

Sample_ID	Parameter	CAS	Lab Result	Qualifier	Units
LC34-DPT0658-088.0-20181019	TRICHLOROETHENE	79-01-6	1	U	UG/L
LC34-DPT0658-088.0-20181019	VINYL CHLORIDE	75-01-4	1		UG/L
LC34-DPT0658-093.0-20181019	1,1,2-TRICHLOROTRIFLUOROETHANE	76-13-1	1	U	UG/L
LC34-DPT0658-093.0-20181019	1,1-DICHLOROETHENE	75-35-4	1	U	UG/L
LC34-DPT0658-093.0-20181019	CIS-1,2-DICHLOROETHENE	156-59-2	20		UG/L
LC34-DPT0658-093.0-20181019	TRANS-1,2-DICHLOROETHENE	156-60-5	1	U	UG/L
LC34-DPT0658-093.0-20181019	TRICHLOROETHENE	79-01-6	1	U	UG/L
LC34-DPT0658-093.0-20181019	VINYL CHLORIDE	75-01-4	4		UG/L
LC34-DPT0658-093.0-20181019-D	1,1,2-TRICHLOROTRIFLUOROETHANE	76-13-1	1	U	UG/L
LC34-DPT0658-093.0-20181019-D	1,1-DICHLOROETHENE	75-35-4	1	U	UG/L
LC34-DPT0658-093.0-20181019-D	CIS-1,2-DICHLOROETHENE	156-59-2	21		UG/L
LC34-DPT0658-093.0-20181019-D	TRANS-1,2-DICHLOROETHENE	156-60-5	1	U	UG/L
LC34-DPT0658-093.0-20181019-D	TRICHLOROETHENE	79-01-6	1	U	UG/L
LC34-DPT0658-093.0-20181019-D	VINYL CHLORIDE	75-01-4	4		UG/L
LC34-DPT0658-098.0-20181019	1,1,2-TRICHLOROTRIFLUOROETHANE	76-13-1	1	U	UG/L
LC34-DPT0658-098.0-20181019	1,1-DICHLOROETHENE	75-35-4	1	U	UG/L
LC34-DPT0658-098.0-20181019	CIS-1,2-DICHLOROETHENE	156-59-2	12		UG/L
LC34-DPT0658-098.0-20181019	TRANS-1,2-DICHLOROETHENE	156-60-5	1	U	UG/L
LC34-DPT0658-098.0-20181019	TRICHLOROETHENE	79-01-6	1	U	UG/L
LC34-DPT0658-098.0-20181019	VINYL CHLORIDE	75-01-4	2		UG/L
LC34-DPT0659-008.0-20181018	1,1,2-TRICHLOROTRIFLUOROETHANE	76-13-1	1	U	UG/L
LC34-DPT0659-008.0-20181018	1,1-DICHLOROETHENE	75-35-4	1	U	UG/L
LC34-DPT0659-008.0-20181018	CIS-1,2-DICHLOROETHENE	156-59-2	1	U	UG/L
LC34-DPT0659-008.0-20181018	TRANS-1,2-DICHLOROETHENE	156-60-5	1	U	UG/L
LC34-DPT0659-008.0-20181018	TRICHLOROETHENE	79-01-6	1	U	UG/L
LC34-DPT0659-008.0-20181018	VINYL CHLORIDE	75-01-4	1	U	UG/L
LC34-DPT0659-013.0-20181018	1,1,2-TRICHLOROTRIFLUOROETHANE	76-13-1	1	U	UG/L
LC34-DPT0659-013.0-20181018	1,1-DICHLOROETHENE	75-35-4	1	U	UG/L
LC34-DPT0659-013.0-20181018	CIS-1,2-DICHLOROETHENE	156-59-2	10		UG/L

DPT Results - DNAPL Source Zone
Launch Complex 34, SWMU CC054

Sample_ID	Parameter	CAS	Lab Result	Qualifier	Units
LC34-DPT0659-013.0-20181018	TRANS-1,2-DICHLOROETHENE	156-60-5	1	U	UG/L
LC34-DPT0659-013.0-20181018	TRICHLOROETHENE	79-01-6	1	U	UG/L
LC34-DPT0659-013.0-20181018	VINYL CHLORIDE	75-01-4	62		UG/L
LC34-DPT0659-018.0-20181018	1,1,2-TRICHLOROTRIFLUOROETHANE	76-13-1	3	U	UG/L
LC34-DPT0659-018.0-20181018	1,1-DICHLOROETHENE	75-35-4	3	U	UG/L
LC34-DPT0659-018.0-20181018	CIS-1,2-DICHLOROETHENE	156-59-2	32		UG/L
LC34-DPT0659-018.0-20181018	TRANS-1,2-DICHLOROETHENE	156-60-5	3	U	UG/L
LC34-DPT0659-018.0-20181018	TRICHLOROETHENE	79-01-6	3	U	UG/L
LC34-DPT0659-018.0-20181018	VINYL CHLORIDE	75-01-4	160		UG/L
LC34-DPT0659-023.0-20181019	1,1,2-TRICHLOROTRIFLUOROETHANE	76-13-1	10	U	UG/L
LC34-DPT0659-023.0-20181019	1,1-DICHLOROETHENE	75-35-4	10	U	UG/L
LC34-DPT0659-023.0-20181019	CIS-1,2-DICHLOROETHENE	156-59-2	1100		UG/L
LC34-DPT0659-023.0-20181019	TRANS-1,2-DICHLOROETHENE	156-60-5	41		UG/L
LC34-DPT0659-023.0-20181019	TRICHLOROETHENE	79-01-6	10	U	UG/L
LC34-DPT0659-023.0-20181019	VINYL CHLORIDE	75-01-4	3300	J	UG/L
LC34-DPT0659-028.0-20181019	1,1,2-TRICHLOROTRIFLUOROETHANE	76-13-1	50	U	UG/L
LC34-DPT0659-028.0-20181019	1,1-DICHLOROETHENE	75-35-4	50	U	UG/L
LC34-DPT0659-028.0-20181019	CIS-1,2-DICHLOROETHENE	156-59-2	50	U	UG/L
LC34-DPT0659-028.0-20181019	TRANS-1,2-DICHLOROETHENE	156-60-5	130		UG/L
LC34-DPT0659-028.0-20181019	TRICHLOROETHENE	79-01-6	50	U	UG/L
LC34-DPT0659-028.0-20181019	VINYL CHLORIDE	75-01-4	7900		UG/L
LC34-DPT0659-033.0-20181019	1,1,2-TRICHLOROTRIFLUOROETHANE	76-13-1	40	U	UG/L
LC34-DPT0659-033.0-20181019	1,1-DICHLOROETHENE	75-35-4	40	U	UG/L
LC34-DPT0659-033.0-20181019	CIS-1,2-DICHLOROETHENE	156-59-2	5600		UG/L
LC34-DPT0659-033.0-20181019	TRANS-1,2-DICHLOROETHENE	156-60-5	460		UG/L
LC34-DPT0659-033.0-20181019	TRICHLOROETHENE	79-01-6	40	U	UG/L
LC34-DPT0659-033.0-20181019	VINYL CHLORIDE	75-01-4	24700		UG/L
LC34-DPT0659-038.0-20181019	1,1,2-TRICHLOROTRIFLUOROETHANE	76-13-1	40	U	UG/L
LC34-DPT0659-038.0-20181019	1,1-DICHLOROETHENE	75-35-4	40	U	UG/L

DPT Results - DNAPL Source Zone
Launch Complex 34, SWMU CC054

Sample_ID	Parameter	CAS	Lab Result	Qualifier	Units
LC34-DPT0659-038.0-20181019	CIS-1,2-DICHLOROETHENE	156-59-2	10400		UG/L
LC34-DPT0659-038.0-20181019	TRANS-1,2-DICHLOROETHENE	156-60-5	210		UG/L
LC34-DPT0659-038.0-20181019	TRICHLOROETHENE	79-01-6	40	U	UG/L
LC34-DPT0659-038.0-20181019	VINYL CHLORIDE	75-01-4	8200		UG/L
LC34-DPT0659-043.0-20181019	1,1,2-TRICHLOROTRIFLUOROETHANE	76-13-1	10	U	UG/L
LC34-DPT0659-043.0-20181019	1,1-DICHLOROETHENE	75-35-4	10	U	UG/L
LC34-DPT0659-043.0-20181019	CIS-1,2-DICHLOROETHENE	156-59-2	2200		UG/L
LC34-DPT0659-043.0-20181019	TRANS-1,2-DICHLOROETHENE	156-60-5	13		UG/L
LC34-DPT0659-043.0-20181019	TRICHLOROETHENE	79-01-6	10	U	UG/L
LC34-DPT0659-043.0-20181019	VINYL CHLORIDE	75-01-4	430		UG/L
LC34-DPT0659-048.0-20181019	1,1,2-TRICHLOROTRIFLUOROETHANE	76-13-1	1	U	UG/L
LC34-DPT0659-048.0-20181019	1,1-DICHLOROETHENE	75-35-4	1	U	UG/L
LC34-DPT0659-048.0-20181019	CIS-1,2-DICHLOROETHENE	156-59-2	1	U	UG/L
LC34-DPT0659-048.0-20181019	TRANS-1,2-DICHLOROETHENE	156-60-5	1	U	UG/L
LC34-DPT0659-048.0-20181019	TRICHLOROETHENE	79-01-6	1	U	UG/L
LC34-DPT0659-048.0-20181019	VINYL CHLORIDE	75-01-4	1	U	UG/L
LC34-DPT0659-053.0-20181019	1,1,2-TRICHLOROTRIFLUOROETHANE	76-13-1	1	U	UG/L
LC34-DPT0659-053.0-20181019	1,1-DICHLOROETHENE	75-35-4	1	U	UG/L
LC34-DPT0659-053.0-20181019	CIS-1,2-DICHLOROETHENE	156-59-2	1	U	UG/L
LC34-DPT0659-053.0-20181019	TRANS-1,2-DICHLOROETHENE	156-60-5	1	U	UG/L
LC34-DPT0659-053.0-20181019	TRICHLOROETHENE	79-01-6	1	U	UG/L
LC34-DPT0659-053.0-20181019	VINYL CHLORIDE	75-01-4	1	U	UG/L
LC34-DPT0659-058.0-20181019	1,1,2-TRICHLOROTRIFLUOROETHANE	76-13-1	1	U	UG/L
LC34-DPT0659-058.0-20181019	1,1-DICHLOROETHENE	75-35-4	1	U	UG/L
LC34-DPT0659-058.0-20181019	CIS-1,2-DICHLOROETHENE	156-59-2	2		UG/L
LC34-DPT0659-058.0-20181019	TRANS-1,2-DICHLOROETHENE	156-60-5	1	U	UG/L
LC34-DPT0659-058.0-20181019	TRICHLOROETHENE	79-01-6	1	U	UG/L
LC34-DPT0659-058.0-20181019	VINYL CHLORIDE	75-01-4	4		UG/L
LC34-DPT0659-063.0-20181019	1,1,2-TRICHLOROTRIFLUOROETHANE	76-13-1	1	U	UG/L

DPT Results - DNAPL Source Zone
Launch Complex 34, SWMU CC054

Sample_ID	Parameter	CAS	Lab Result	Qualifier	Units
LC34-DPT0659-063.0-20181019	1,1-DICHLOROETHENE	75-35-4	1	U	UG/L
LC34-DPT0659-063.0-20181019	CIS-1,2-DICHLOROETHENE	156-59-2	1	U	UG/L
LC34-DPT0659-063.0-20181019	TRANS-1,2-DICHLOROETHENE	156-60-5	1	U	UG/L
LC34-DPT0659-063.0-20181019	TRICHLOROETHENE	79-01-6	1	U	UG/L
LC34-DPT0659-063.0-20181019	VINYL CHLORIDE	75-01-4	1	U	UG/L
LC34-DPT0659-068.0-20181019	1,1,2-TRICHLOROTRIFLUOROETHANE	76-13-1	1	U	UG/L
LC34-DPT0659-068.0-20181019	1,1-DICHLOROETHENE	75-35-4	1	U	UG/L
LC34-DPT0659-068.0-20181019	CIS-1,2-DICHLOROETHENE	156-59-2	1		UG/L
LC34-DPT0659-068.0-20181019	TRANS-1,2-DICHLOROETHENE	156-60-5	1	U	UG/L
LC34-DPT0659-068.0-20181019	TRICHLOROETHENE	79-01-6	1	U	UG/L
LC34-DPT0659-068.0-20181019	VINYL CHLORIDE	75-01-4	1	U	UG/L
LC34-DPT0659-073.0-20181019	1,1,2-TRICHLOROTRIFLUOROETHANE	76-13-1	3	U	UG/L
LC34-DPT0659-073.0-20181019	1,1-DICHLOROETHENE	75-35-4	8		UG/L
LC34-DPT0659-073.0-20181019	CIS-1,2-DICHLOROETHENE	156-59-2	3000		UG/L
LC34-DPT0659-073.0-20181019	TRANS-1,2-DICHLOROETHENE	156-60-5	12	U	UG/L
LC34-DPT0659-073.0-20181019	TRICHLOROETHENE	79-01-6	16500	J	UG/L
LC34-DPT0659-073.0-20181019	VINYL CHLORIDE	75-01-4	54		UG/L
LC34-DPT0659-078.0-20181019	1,1,2-TRICHLOROTRIFLUOROETHANE	76-13-1	40	U	UG/L
LC34-DPT0659-078.0-20181019	1,1-DICHLOROETHENE	75-35-4	40	U	UG/L
LC34-DPT0659-078.0-20181019	CIS-1,2-DICHLOROETHENE	156-59-2	4800		UG/L
LC34-DPT0659-078.0-20181019	TRANS-1,2-DICHLOROETHENE	156-60-5	40	U	UG/L
LC34-DPT0659-078.0-20181019	TRICHLOROETHENE	79-01-6	11900		UG/L
LC34-DPT0659-078.0-20181019	VINYL CHLORIDE	75-01-4	40	U	UG/L
LC34-DPT0659-083.0-20181022	1,1,2-TRICHLOROTRIFLUOROETHANE	76-13-1	10	U	UG/L
LC34-DPT0659-083.0-20181022	1,1-DICHLOROETHENE	75-35-4	10	U	UG/L
LC34-DPT0659-083.0-20181022	CIS-1,2-DICHLOROETHENE	156-59-2	160		UG/L
LC34-DPT0659-083.0-20181022	TRANS-1,2-DICHLOROETHENE	156-60-5	10	U	UG/L
LC34-DPT0659-083.0-20181022	TRICHLOROETHENE	79-01-6	89		UG/L
LC34-DPT0659-083.0-20181022	VINYL CHLORIDE	75-01-4	10	U	UG/L

DPT Results - DNAPL Source Zone
Launch Complex 34, SWMU CC054

Sample_ID	Parameter	CAS	Lab Result	Qualifier	Units
LC34-DPT0659-088.0-20181022	1,1,2-TRICHLOROTRIFLUOROETHANE	76-13-1	3	U	UG/L
LC34-DPT0659-088.0-20181022	1,1-DICHLOROETHENE	75-35-4	3	U	UG/L
LC34-DPT0659-088.0-20181022	CIS-1,2-DICHLOROETHENE	156-59-2	5		UG/L
LC34-DPT0659-088.0-20181022	TRANS-1,2-DICHLOROETHENE	156-60-5	3	U	UG/L
LC34-DPT0659-088.0-20181022	TRICHLOROETHENE	79-01-6	49		UG/L
LC34-DPT0659-088.0-20181022	VINYL CHLORIDE	75-01-4	3	U	UG/L
LC34-DPT0659-093.0-20181022	1,1,2-TRICHLOROTRIFLUOROETHANE	76-13-1	3	U	UG/L
LC34-DPT0659-093.0-20181022	1,1-DICHLOROETHENE	75-35-4	3	U	UG/L
LC34-DPT0659-093.0-20181022	CIS-1,2-DICHLOROETHENE	156-59-2	32		UG/L
LC34-DPT0659-093.0-20181022	TRANS-1,2-DICHLOROETHENE	156-60-5	3	U	UG/L
LC34-DPT0659-093.0-20181022	TRICHLOROETHENE	79-01-6	210		UG/L
LC34-DPT0659-093.0-20181022	VINYL CHLORIDE	75-01-4	8		UG/L
LC34-DPT0659-098.0-20181022	1,1,2-TRICHLOROTRIFLUOROETHANE	76-13-1	5	U	UG/L
LC34-DPT0659-098.0-20181022	1,1-DICHLOROETHENE	75-35-4	5	U	UG/L
LC34-DPT0659-098.0-20181022	CIS-1,2-DICHLOROETHENE	156-59-2	5		UG/L
LC34-DPT0659-098.0-20181022	TRANS-1,2-DICHLOROETHENE	156-60-5	5	U	UG/L
LC34-DPT0659-098.0-20181022	TRICHLOROETHENE	79-01-6	120		UG/L
LC34-DPT0659-098.0-20181022	VINYL CHLORIDE	75-01-4	5	U	UG/L
LC34-DPT0660-008.0-20181022	1,1,2-TRICHLOROTRIFLUOROETHANE	76-13-1	1	U	UG/L
LC34-DPT0660-008.0-20181022	1,1-DICHLOROETHENE	75-35-4	1	U	UG/L
LC34-DPT0660-008.0-20181022	CIS-1,2-DICHLOROETHENE	156-59-2	1	U	UG/L
LC34-DPT0660-008.0-20181022	TRANS-1,2-DICHLOROETHENE	156-60-5	1	U	UG/L
LC34-DPT0660-008.0-20181022	TRICHLOROETHENE	79-01-6	1	U	UG/L
LC34-DPT0660-008.0-20181022	VINYL CHLORIDE	75-01-4	1	U	UG/L
LC34-DPT0660-013.0-20181022	1,1,2-TRICHLOROTRIFLUOROETHANE	76-13-1	1	U	UG/L
LC34-DPT0660-013.0-20181022	1,1-DICHLOROETHENE	75-35-4	1	U	UG/L
LC34-DPT0660-013.0-20181022	CIS-1,2-DICHLOROETHENE	156-59-2	63		UG/L
LC34-DPT0660-013.0-20181022	TRANS-1,2-DICHLOROETHENE	156-60-5	1	U	UG/L
LC34-DPT0660-013.0-20181022	TRICHLOROETHENE	79-01-6	2		UG/L

DPT Results - DNAPL Source Zone
Launch Complex 34, SWMU CC054

Sample_ID	Parameter	CAS	Lab Result	Qualifier	Units
LC34-DPT0660-013.0-20181022	VINYL CHLORIDE	75-01-4	310	J	UG/L
LC34-DPT0660-018.0-20181022	1,1,2-TRICHLOROTRIFLUOROETHANE	76-13-1	10	U	UG/L
LC34-DPT0660-018.0-20181022	1,1-DICHLOROETHENE	75-35-4	10	U	UG/L
LC34-DPT0660-018.0-20181022	CIS-1,2-DICHLOROETHENE	156-59-2	130		UG/L
LC34-DPT0660-018.0-20181022	TRANS-1,2-DICHLOROETHENE	156-60-5	10	U	UG/L
LC34-DPT0660-018.0-20181022	TRICHLOROETHENE	79-01-6	12		UG/L
LC34-DPT0660-018.0-20181022	VINYL CHLORIDE	75-01-4	920		UG/L
LC34-DPT0660-023.0-20181022	1,1,2-TRICHLOROTRIFLUOROETHANE	76-13-1	10	U	UG/L
LC34-DPT0660-023.0-20181022	1,1-DICHLOROETHENE	75-35-4	10	U	UG/L
LC34-DPT0660-023.0-20181022	CIS-1,2-DICHLOROETHENE	156-59-2	35		UG/L
LC34-DPT0660-023.0-20181022	TRANS-1,2-DICHLOROETHENE	156-60-5	49		UG/L
LC34-DPT0660-023.0-20181022	TRICHLOROETHENE	79-01-6	10	U	UG/L
LC34-DPT0660-023.0-20181022	VINYL CHLORIDE	75-01-4	790		UG/L
LC34-DPT0660-028.0-20181022	1,1,2-TRICHLOROTRIFLUOROETHANE	76-13-1	290	U	UG/L
LC34-DPT0660-028.0-20181022	1,1-DICHLOROETHENE	75-35-4	290	U	UG/L
LC34-DPT0660-028.0-20181022	CIS-1,2-DICHLOROETHENE	156-59-2	49500		UG/L
LC34-DPT0660-028.0-20181022	TRANS-1,2-DICHLOROETHENE	156-60-5	2200		UG/L
LC34-DPT0660-028.0-20181022	TRICHLOROETHENE	79-01-6	670		UG/L
LC34-DPT0660-028.0-20181022	VINYL CHLORIDE	75-01-4	8500		UG/L
LC34-DPT0660-033.0-20181022	1,1,2-TRICHLOROTRIFLUOROETHANE	76-13-1	290	U	UG/L
LC34-DPT0660-033.0-20181022	1,1-DICHLOROETHENE	75-35-4	470		UG/L
LC34-DPT0660-033.0-20181022	CIS-1,2-DICHLOROETHENE	156-59-2	187000	J	UG/L
LC34-DPT0660-033.0-20181022	TRANS-1,2-DICHLOROETHENE	156-60-5	1900		UG/L
LC34-DPT0660-033.0-20181022	TRICHLOROETHENE	79-01-6	145000	J	UG/L
LC34-DPT0660-033.0-20181022	VINYL CHLORIDE	75-01-4	13500		UG/L
LC34-DPT0660-038.0-20181022	1,1,2-TRICHLOROTRIFLUOROETHANE	76-13-1	2000	U	UG/L
LC34-DPT0660-038.0-20181022	1,1-DICHLOROETHENE	75-35-4	2000	U	UG/L
LC34-DPT0660-038.0-20181022	CIS-1,2-DICHLOROETHENE	156-59-2	29900		UG/L
LC34-DPT0660-038.0-20181022	TRANS-1,2-DICHLOROETHENE	156-60-5	2000	U	UG/L

DPT Results - DNAPL Source Zone
Launch Complex 34, SWMU CC054

Sample_ID	Parameter	CAS	Lab Result	Qualifier	Units
LC34-DPT0660-038.0-20181022	TRICHLOROETHENE	79-01-6	3900		UG/L
LC34-DPT0660-038.0-20181022	VINYL CHLORIDE	75-01-4	171000		UG/L
LC34-DPT0660-043.0-20181022	1,1,2-TRICHLOROTRIFLUOROETHANE	76-13-1	290	U	UG/L
LC34-DPT0660-043.0-20181022	1,1-DICHLOROETHENE	75-35-4	290	U	UG/L
LC34-DPT0660-043.0-20181022	CIS-1,2-DICHLOROETHENE	156-59-2	63600		UG/L
LC34-DPT0660-043.0-20181022	TRANS-1,2-DICHLOROETHENE	156-60-5	660		UG/L
LC34-DPT0660-043.0-20181022	TRICHLOROETHENE	79-01-6	290	U	UG/L
LC34-DPT0660-043.0-20181022	VINYL CHLORIDE	75-01-4	8600	J	UG/L
LC34-DPT0660-048.0-20181022	1,1,2-TRICHLOROTRIFLUOROETHANE	76-13-1	200	U	UG/L
LC34-DPT0660-048.0-20181022	1,1-DICHLOROETHENE	75-35-4	200	U	UG/L
LC34-DPT0660-048.0-20181022	CIS-1,2-DICHLOROETHENE	156-59-2	68600		UG/L
LC34-DPT0660-048.0-20181022	TRANS-1,2-DICHLOROETHENE	156-60-5	280		UG/L
LC34-DPT0660-048.0-20181022	TRICHLOROETHENE	79-01-6	220		UG/L
LC34-DPT0660-048.0-20181022	VINYL CHLORIDE	75-01-4	16100		UG/L
LC34-DPT0660-053.0-20181022	1,1,2-TRICHLOROTRIFLUOROETHANE	76-13-1	100	U	UG/L
LC34-DPT0660-053.0-20181022	1,1-DICHLOROETHENE	75-35-4	100	U	UG/L
LC34-DPT0660-053.0-20181022	CIS-1,2-DICHLOROETHENE	156-59-2	2700		UG/L
LC34-DPT0660-053.0-20181022	TRANS-1,2-DICHLOROETHENE	156-60-5	100	U	UG/L
LC34-DPT0660-053.0-20181022	TRICHLOROETHENE	79-01-6	100	U	UG/L
LC34-DPT0660-053.0-20181022	VINYL CHLORIDE	75-01-4	260		UG/L
LC34-DPT0660-058.0-20181022	1,1,2-TRICHLOROTRIFLUOROETHANE	76-13-1	20	U	UG/L
LC34-DPT0660-058.0-20181022	1,1-DICHLOROETHENE	75-35-4	20	U	UG/L
LC34-DPT0660-058.0-20181022	CIS-1,2-DICHLOROETHENE	156-59-2	5100		UG/L
LC34-DPT0660-058.0-20181022	TRANS-1,2-DICHLOROETHENE	156-60-5	24		UG/L
LC34-DPT0660-058.0-20181022	TRICHLOROETHENE	79-01-6	370		UG/L
LC34-DPT0660-058.0-20181022	VINYL CHLORIDE	75-01-4	310		UG/L
LC34-DPT0660-063.0-20181022	1,1,2-TRICHLOROTRIFLUOROETHANE	76-13-1	10	U	UG/L
LC34-DPT0660-063.0-20181022	1,1-DICHLOROETHENE	75-35-4	10	U	UG/L
LC34-DPT0660-063.0-20181022	CIS-1,2-DICHLOROETHENE	156-59-2	1400		UG/L

DPT Results - DNAPL Source Zone
Launch Complex 34, SWMU CC054

Sample_ID	Parameter	CAS	Lab Result	Qualifier	Units
LC34-DPT0660-063.0-20181022	TRANS-1,2-DICHLOROETHENE	156-60-5	11		UG/L
LC34-DPT0660-063.0-20181022	TRICHLOROETHENE	79-01-6	190		UG/L
LC34-DPT0660-063.0-20181022	VINYL CHLORIDE	75-01-4	410		UG/L
LC34-DPT0660-068.0-20181023	1,1,2-TRICHLOROTRIFLUOROETHANE	76-13-1	1	U	UG/L
LC34-DPT0660-068.0-20181023	1,1-DICHLOROETHENE	75-35-4	1	U	UG/L
LC34-DPT0660-068.0-20181023	CIS-1,2-DICHLOROETHENE	156-59-2	5		UG/L
LC34-DPT0660-068.0-20181023	TRANS-1,2-DICHLOROETHENE	156-60-5	1	U	UG/L
LC34-DPT0660-068.0-20181023	TRICHLOROETHENE	79-01-6	4		UG/L
LC34-DPT0660-068.0-20181023	VINYL CHLORIDE	75-01-4	1	U	UG/L
LC34-DPT0660-073.0-20181023	1,1,2-TRICHLOROTRIFLUOROETHANE	76-13-1	1	U	UG/L
LC34-DPT0660-073.0-20181023	1,1-DICHLOROETHENE	75-35-4	1	U	UG/L
LC34-DPT0660-073.0-20181023	CIS-1,2-DICHLOROETHENE	156-59-2	6		UG/L
LC34-DPT0660-073.0-20181023	TRANS-1,2-DICHLOROETHENE	156-60-5	1	U	UG/L
LC34-DPT0660-073.0-20181023	TRICHLOROETHENE	79-01-6	4		UG/L
LC34-DPT0660-073.0-20181023	VINYL CHLORIDE	75-01-4	2		UG/L
LC34-DPT0660-078.0-20181023	1,1,2-TRICHLOROTRIFLUOROETHANE	76-13-1	1	U	UG/L
LC34-DPT0660-078.0-20181023	1,1-DICHLOROETHENE	75-35-4	1	U	UG/L
LC34-DPT0660-078.0-20181023	CIS-1,2-DICHLOROETHENE	156-59-2	21		UG/L
LC34-DPT0660-078.0-20181023	TRANS-1,2-DICHLOROETHENE	156-60-5	1	U	UG/L
LC34-DPT0660-078.0-20181023	TRICHLOROETHENE	79-01-6	3		UG/L
LC34-DPT0660-078.0-20181023	VINYL CHLORIDE	75-01-4	13		UG/L
LC34-DPT0660-083.0-20181023	1,1,2-TRICHLOROTRIFLUOROETHANE	76-13-1	1	U	UG/L
LC34-DPT0660-083.0-20181023	1,1-DICHLOROETHENE	75-35-4	1	U	UG/L
LC34-DPT0660-083.0-20181023	CIS-1,2-DICHLOROETHENE	156-59-2	25		UG/L
LC34-DPT0660-083.0-20181023	TRANS-1,2-DICHLOROETHENE	156-60-5	1	U	UG/L
LC34-DPT0660-083.0-20181023	TRICHLOROETHENE	79-01-6	5		UG/L
LC34-DPT0660-083.0-20181023	VINYL CHLORIDE	75-01-4	4		UG/L
LC34-DPT0660-088.0-20181023	1,1,2-TRICHLOROTRIFLUOROETHANE	76-13-1	1	U	UG/L
LC34-DPT0660-088.0-20181023	1,1-DICHLOROETHENE	75-35-4	1	U	UG/L

DPT Results - DNAPL Source Zone
Launch Complex 34, SWMU CC054

Sample_ID	Parameter	CAS	Lab Result	Qualifier	Units
LC34-DPT0660-088.0-20181023	CIS-1,2-DICHLOROETHENE	156-59-2	64		UG/L
LC34-DPT0660-088.0-20181023	TRANS-1,2-DICHLOROETHENE	156-60-5	1	U	UG/L
LC34-DPT0660-088.0-20181023	TRICHLOROETHENE	79-01-6	11		UG/L
LC34-DPT0660-088.0-20181023	VINYL CHLORIDE	75-01-4	16		UG/L
LC34-DPT0660-093.0-20181023	1,1,2-TRICHLOROTRIFLUOROETHANE	76-13-1	1	U	UG/L
LC34-DPT0660-093.0-20181023	1,1-DICHLOROETHENE	75-35-4	1		UG/L
LC34-DPT0660-093.0-20181023	CIS-1,2-DICHLOROETHENE	156-59-2	3500		UG/L
LC34-DPT0660-093.0-20181023	TRANS-1,2-DICHLOROETHENE	156-60-5	21		UG/L
LC34-DPT0660-093.0-20181023	TRICHLOROETHENE	79-01-6	270		UG/L
LC34-DPT0660-093.0-20181023	VINYL CHLORIDE	75-01-4	450		UG/L
LC34-DPT0660-098.0-20181023	1,1,2-TRICHLOROTRIFLUOROETHANE	76-13-1	3	U	UG/L
LC34-DPT0660-098.0-20181023	1,1-DICHLOROETHENE	75-35-4	3	U	UG/L
LC34-DPT0660-098.0-20181023	CIS-1,2-DICHLOROETHENE	156-59-2	32		UG/L
LC34-DPT0660-098.0-20181023	TRANS-1,2-DICHLOROETHENE	156-60-5	3	U	UG/L
LC34-DPT0660-098.0-20181023	TRICHLOROETHENE	79-01-6	3	U	UG/L
LC34-DPT0660-098.0-20181023	VINYL CHLORIDE	75-01-4	14		UG/L
LC34-DPT0661-008.0-20181023	1,1,2-TRICHLOROTRIFLUOROETHANE	76-13-1	1	U	UG/L
LC34-DPT0661-008.0-20181023	1,1-DICHLOROETHENE	75-35-4	1	U	UG/L
LC34-DPT0661-008.0-20181023	CIS-1,2-DICHLOROETHENE	156-59-2	6		UG/L
LC34-DPT0661-008.0-20181023	TRANS-1,2-DICHLOROETHENE	156-60-5	1	U	UG/L
LC34-DPT0661-008.0-20181023	TRICHLOROETHENE	79-01-6	1	U	UG/L
LC34-DPT0661-008.0-20181023	VINYL CHLORIDE	75-01-4	3		UG/L
LC34-DPT0661-013.0-20181023	1,1,2-TRICHLOROTRIFLUOROETHANE	76-13-1	1	U	UG/L
LC34-DPT0661-013.0-20181023	1,1-DICHLOROETHENE	75-35-4	1	U	UG/L
LC34-DPT0661-013.0-20181023	CIS-1,2-DICHLOROETHENE	156-59-2	19		UG/L
LC34-DPT0661-013.0-20181023	TRANS-1,2-DICHLOROETHENE	156-60-5	1	U	UG/L
LC34-DPT0661-013.0-20181023	TRICHLOROETHENE	79-01-6	2		UG/L
LC34-DPT0661-013.0-20181023	VINYL CHLORIDE	75-01-4	9		UG/L
LC34-DPT0661-018.0-20181023	1,1,2-TRICHLOROTRIFLUOROETHANE	76-13-1	1	U	UG/L

DPT Results - DNAPL Source Zone
Launch Complex 34, SWMU CC054

Sample_ID	Parameter	CAS	Lab Result	Qualifier	Units
LC34-DPT0661-018.0-20181023	1,1-DICHLOROETHENE	75-35-4	1	U	UG/L
LC34-DPT0661-018.0-20181023	CIS-1,2-DICHLOROETHENE	156-59-2	44		UG/L
LC34-DPT0661-018.0-20181023	TRANS-1,2-DICHLOROETHENE	156-60-5	1		UG/L
LC34-DPT0661-018.0-20181023	TRICHLOROETHENE	79-01-6	1		UG/L
LC34-DPT0661-018.0-20181023	VINYL CHLORIDE	75-01-4	53		UG/L
LC34-DPT0661-023.0-20181023	1,1,2-TRICHLOROTRIFLUOROETHANE	76-13-1	290	U	UG/L
LC34-DPT0661-023.0-20181023	1,1-DICHLOROETHENE	75-35-4	290	U	UG/L
LC34-DPT0661-023.0-20181023	CIS-1,2-DICHLOROETHENE	156-59-2	7800		UG/L
LC34-DPT0661-023.0-20181023	TRANS-1,2-DICHLOROETHENE	156-60-5	470		UG/L
LC34-DPT0661-023.0-20181023	TRICHLOROETHENE	79-01-6	290	U	UG/L
LC34-DPT0661-023.0-20181023	VINYL CHLORIDE	75-01-4	830		UG/L
LC34-DPT0661-028.0-20181023	1,1,2-TRICHLOROTRIFLUOROETHANE	76-13-1	290	U	UG/L
LC34-DPT0661-028.0-20181023	1,1-DICHLOROETHENE	75-35-4	290	U	UG/L
LC34-DPT0661-028.0-20181023	CIS-1,2-DICHLOROETHENE	156-59-2	5400		UG/L
LC34-DPT0661-028.0-20181023	TRANS-1,2-DICHLOROETHENE	156-60-5	590		UG/L
LC34-DPT0661-028.0-20181023	TRICHLOROETHENE	79-01-6	290	U	UG/L
LC34-DPT0661-028.0-20181023	VINYL CHLORIDE	75-01-4	570		UG/L
LC34-DPT0661-033.0-20181023	1,1,2-TRICHLOROTRIFLUOROETHANE	76-13-1	290	U	UG/L
LC34-DPT0661-033.0-20181023	1,1-DICHLOROETHENE	75-35-4	360		UG/L
LC34-DPT0661-033.0-20181023	CIS-1,2-DICHLOROETHENE	156-59-2	166000	J	UG/L
LC34-DPT0661-033.0-20181023	TRANS-1,2-DICHLOROETHENE	156-60-5	7700		UG/L
LC34-DPT0661-033.0-20181023	TRICHLOROETHENE	79-01-6	6200		UG/L
LC34-DPT0661-033.0-20181023	VINYL CHLORIDE	75-01-4	9600		UG/L
LC34-DPT0661-038.0-20181023	1,1,2-TRICHLOROTRIFLUOROETHANE	76-13-1	290	U	UG/L
LC34-DPT0661-038.0-20181023	1,1-DICHLOROETHENE	75-35-4	290	U	UG/L
LC34-DPT0661-038.0-20181023	CIS-1,2-DICHLOROETHENE	156-59-2	132000		UG/L
LC34-DPT0661-038.0-20181023	TRANS-1,2-DICHLOROETHENE	156-60-5	2600		UG/L
LC34-DPT0661-038.0-20181023	TRICHLOROETHENE	79-01-6	290	U	UG/L
LC34-DPT0661-038.0-20181023	VINYL CHLORIDE	75-01-4	28100		UG/L

DPT Results - DNAPL Source Zone
Launch Complex 34, SWMU CC054

Sample_ID	Parameter	CAS	Lab Result	Qualifier	Units
LC34-DPT0661-043.0-20181023	1,1,2-TRICHLOROTRIFLUOROETHANE	76-13-1	10	U	UG/L
LC34-DPT0661-043.0-20181023	1,1-DICHLOROETHENE	75-35-4	10	U	UG/L
LC34-DPT0661-043.0-20181023	CIS-1,2-DICHLOROETHENE	156-59-2	780		UG/L
LC34-DPT0661-043.0-20181023	TRANS-1,2-DICHLOROETHENE	156-60-5	10	U	UG/L
LC34-DPT0661-043.0-20181023	TRICHLOROETHENE	79-01-6	10	U	UG/L
LC34-DPT0661-043.0-20181023	VINYL CHLORIDE	75-01-4	120		UG/L
LC34-DPT0661-048.0-20181023	1,1,2-TRICHLOROTRIFLUOROETHANE	76-13-1	3	U	UG/L
LC34-DPT0661-048.0-20181023	1,1-DICHLOROETHENE	75-35-4	3	U	UG/L
LC34-DPT0661-048.0-20181023	CIS-1,2-DICHLOROETHENE	156-59-2	41		UG/L
LC34-DPT0661-048.0-20181023	TRANS-1,2-DICHLOROETHENE	156-60-5	3	U	UG/L
LC34-DPT0661-048.0-20181023	TRICHLOROETHENE	79-01-6	3	U	UG/L
LC34-DPT0661-048.0-20181023	VINYL CHLORIDE	75-01-4	3	U	UG/L
LC34-DPT0661-053.0-20181023	1,1,2-TRICHLOROTRIFLUOROETHANE	76-13-1	1	U	UG/L
LC34-DPT0661-053.0-20181023	1,1-DICHLOROETHENE	75-35-4	1	U	UG/L
LC34-DPT0661-053.0-20181023	CIS-1,2-DICHLOROETHENE	156-59-2	160		UG/L
LC34-DPT0661-053.0-20181023	TRANS-1,2-DICHLOROETHENE	156-60-5	1	U	UG/L
LC34-DPT0661-053.0-20181023	TRICHLOROETHENE	79-01-6	1	U	UG/L
LC34-DPT0661-053.0-20181023	VINYL CHLORIDE	75-01-4	3		UG/L
LC34-DPT0661-058.0-20181023	1,1,2-TRICHLOROTRIFLUOROETHANE	76-13-1	3	U	UG/L
LC34-DPT0661-058.0-20181023	1,1-DICHLOROETHENE	75-35-4	3	U	UG/L
LC34-DPT0661-058.0-20181023	CIS-1,2-DICHLOROETHENE	156-59-2	17		UG/L
LC34-DPT0661-058.0-20181023	TRANS-1,2-DICHLOROETHENE	156-60-5	3	U	UG/L
LC34-DPT0661-058.0-20181023	TRICHLOROETHENE	79-01-6	3	U	UG/L
LC34-DPT0661-058.0-20181023	VINYL CHLORIDE	75-01-4	3	U	UG/L
LC34-DPT0661-063.0-20181024	1,1,2-TRICHLOROTRIFLUOROETHANE	76-13-1	1	U	UG/L
LC34-DPT0661-063.0-20181024	1,1-DICHLOROETHENE	75-35-4	1	U	UG/L
LC34-DPT0661-063.0-20181024	CIS-1,2-DICHLOROETHENE	156-59-2	690		UG/L
LC34-DPT0661-063.0-20181024	TRANS-1,2-DICHLOROETHENE	156-60-5	13		UG/L
LC34-DPT0661-063.0-20181024	TRICHLOROETHENE	79-01-6	7		UG/L

DPT Results - DNAPL Source Zone
Launch Complex 34, SWMU CC054

Sample_ID	Parameter	CAS	Lab Result	Qualifier	Units
LC34-DPT0661-063.0-20181024	VINYL CHLORIDE	75-01-4	37		UG/L
LC34-DPT0661-068.0-20181024	1,1,2-TRICHLOROTRIFLUOROETHANE	76-13-1	2	U	UG/L
LC34-DPT0661-068.0-20181024	1,1-DICHLOROETHENE	75-35-4	2	U	UG/L
LC34-DPT0661-068.0-20181024	CIS-1,2-DICHLOROETHENE	156-59-2	15		UG/L
LC34-DPT0661-068.0-20181024	TRANS-1,2-DICHLOROETHENE	156-60-5	2	U	UG/L
LC34-DPT0661-068.0-20181024	TRICHLOROETHENE	79-01-6	2	U	UG/L
LC34-DPT0661-068.0-20181024	VINYL CHLORIDE	75-01-4	2	U	UG/L
LC34-DPT0661-073.0-20181024	1,1,2-TRICHLOROTRIFLUOROETHANE	76-13-1	1	U	UG/L
LC34-DPT0661-073.0-20181024	1,1-DICHLOROETHENE	75-35-4	1	U	UG/L
LC34-DPT0661-073.0-20181024	CIS-1,2-DICHLOROETHENE	156-59-2	39		UG/L
LC34-DPT0661-073.0-20181024	TRANS-1,2-DICHLOROETHENE	156-60-5	1		UG/L
LC34-DPT0661-073.0-20181024	TRICHLOROETHENE	79-01-6	1	U	UG/L
LC34-DPT0661-073.0-20181024	VINYL CHLORIDE	75-01-4	5		UG/L
LC34-DPT0661-078.0-20181024	1,1,2-TRICHLOROTRIFLUOROETHANE	76-13-1	1	U	UG/L
LC34-DPT0661-078.0-20181024	1,1-DICHLOROETHENE	75-35-4	1	U	UG/L
LC34-DPT0661-078.0-20181024	CIS-1,2-DICHLOROETHENE	156-59-2	36		UG/L
LC34-DPT0661-078.0-20181024	TRANS-1,2-DICHLOROETHENE	156-60-5	1	U	UG/L
LC34-DPT0661-078.0-20181024	TRICHLOROETHENE	79-01-6	1	U	UG/L
LC34-DPT0661-078.0-20181024	VINYL CHLORIDE	75-01-4	3		UG/L
LC34-DPT0661-083.0-20181024	1,1,2-TRICHLOROTRIFLUOROETHANE	76-13-1	1	U	UG/L
LC34-DPT0661-083.0-20181024	1,1-DICHLOROETHENE	75-35-4	1	U	UG/L
LC34-DPT0661-083.0-20181024	CIS-1,2-DICHLOROETHENE	156-59-2	34		UG/L
LC34-DPT0661-083.0-20181024	TRANS-1,2-DICHLOROETHENE	156-60-5	1	U	UG/L
LC34-DPT0661-083.0-20181024	TRICHLOROETHENE	79-01-6	1	U	UG/L
LC34-DPT0661-083.0-20181024	VINYL CHLORIDE	75-01-4	2		UG/L
LC34-DPT0661-088.0-20181024	1,1,2-TRICHLOROTRIFLUOROETHANE	76-13-1	1	U	UG/L
LC34-DPT0661-088.0-20181024	1,1-DICHLOROETHENE	75-35-4	1	U	UG/L
LC34-DPT0661-088.0-20181024	CIS-1,2-DICHLOROETHENE	156-59-2	58		UG/L
LC34-DPT0661-088.0-20181024	TRANS-1,2-DICHLOROETHENE	156-60-5	3		UG/L

DPT Results - DNAPL Source Zone
Launch Complex 34, SWMU CC054

Sample_ID	Parameter	CAS	Lab Result	Qualifier	Units
LC34-DPT0661-088.0-20181024	TRICHLOROETHENE	79-01-6	2		UG/L
LC34-DPT0661-088.0-20181024	VINYL CHLORIDE	75-01-4	10		UG/L
LC34-DPT0661-093.0-20181024	1,1,2-TRICHLOROTRIFLUOROETHANE	76-13-1	1	U	UG/L
LC34-DPT0661-093.0-20181024	1,1-DICHLOROETHENE	75-35-4	1	U	UG/L
LC34-DPT0661-093.0-20181024	CIS-1,2-DICHLOROETHENE	156-59-2	260		UG/L
LC34-DPT0661-093.0-20181024	TRANS-1,2-DICHLOROETHENE	156-60-5	4		UG/L
LC34-DPT0661-093.0-20181024	TRICHLOROETHENE	79-01-6	2		UG/L
LC34-DPT0661-093.0-20181024	VINYL CHLORIDE	75-01-4	33		UG/L
LC34-DPT0661-098.0-20181024	1,1,2-TRICHLOROTRIFLUOROETHANE	76-13-1	1	U	UG/L
LC34-DPT0661-098.0-20181024	1,1-DICHLOROETHENE	75-35-4	1	U	UG/L
LC34-DPT0661-098.0-20181024	CIS-1,2-DICHLOROETHENE	156-59-2	46		UG/L
LC34-DPT0661-098.0-20181024	TRANS-1,2-DICHLOROETHENE	156-60-5	1		UG/L
LC34-DPT0661-098.0-20181024	TRICHLOROETHENE	79-01-6	1	U	UG/L
LC34-DPT0661-098.0-20181024	VINYL CHLORIDE	75-01-4	5		UG/L
LC34-DPT0662-008.0-20181024	1,1,2-TRICHLOROTRIFLUOROETHANE	76-13-1	1	U	UG/L
LC34-DPT0662-008.0-20181024	1,1-DICHLOROETHENE	75-35-4	1	U	UG/L
LC34-DPT0662-008.0-20181024	CIS-1,2-DICHLOROETHENE	156-59-2	8		UG/L
LC34-DPT0662-008.0-20181024	TRANS-1,2-DICHLOROETHENE	156-60-5	1	U	UG/L
LC34-DPT0662-008.0-20181024	TRICHLOROETHENE	79-01-6	1	U	UG/L
LC34-DPT0662-008.0-20181024	VINYL CHLORIDE	75-01-4	7		UG/L
LC34-DPT0662-013.0-20181024	1,1,2-TRICHLOROTRIFLUOROETHANE	76-13-1	1	U	UG/L
LC34-DPT0662-013.0-20181024	1,1-DICHLOROETHENE	75-35-4	1	U	UG/L
LC34-DPT0662-013.0-20181024	CIS-1,2-DICHLOROETHENE	156-59-2	8		UG/L
LC34-DPT0662-013.0-20181024	TRANS-1,2-DICHLOROETHENE	156-60-5	1	U	UG/L
LC34-DPT0662-013.0-20181024	TRICHLOROETHENE	79-01-6	1		UG/L
LC34-DPT0662-013.0-20181024	VINYL CHLORIDE	75-01-4	14		UG/L
LC34-DPT0662-018.0-20181024	1,1,2-TRICHLOROTRIFLUOROETHANE	76-13-1	1	U	UG/L
LC34-DPT0662-018.0-20181024	1,1-DICHLOROETHENE	75-35-4	1		UG/L
LC34-DPT0662-018.0-20181024	CIS-1,2-DICHLOROETHENE	156-59-2	49		UG/L

DPT Results - DNAPL Source Zone
Launch Complex 34, SWMU CC054

Sample_ID	Parameter	CAS	Lab Result	Qualifier	Units
LC34-DPT0662-018.0-20181024	TRANS-1,2-DICHLOROETHENE	156-60-5	1		UG/L
LC34-DPT0662-018.0-20181024	TRICHLOROETHENE	79-01-6	3		UG/L
LC34-DPT0662-018.0-20181024	VINYL CHLORIDE	75-01-4	84		UG/L
LC34-DPT0662-023.0-20181024	1,1,2-TRICHLOROTRIFLUOROETHANE	76-13-1	3	U	UG/L
LC34-DPT0662-023.0-20181024	1,1-DICHLOROETHENE	75-35-4	3	U	UG/L
LC34-DPT0662-023.0-20181024	CIS-1,2-DICHLOROETHENE	156-59-2	58		UG/L
LC34-DPT0662-023.0-20181024	TRANS-1,2-DICHLOROETHENE	156-60-5	3	U	UG/L
LC34-DPT0662-023.0-20181024	TRICHLOROETHENE	79-01-6	3	U	UG/L
LC34-DPT0662-023.0-20181024	VINYL CHLORIDE	75-01-4	49		UG/L
LC34-DPT0662-028.0-20181024	1,1,2-TRICHLOROTRIFLUOROETHANE	76-13-1	5	U	UG/L
LC34-DPT0662-028.0-20181024	1,1-DICHLOROETHENE	75-35-4	87		UG/L
LC34-DPT0662-028.0-20181024	CIS-1,2-DICHLOROETHENE	156-59-2	58800		UG/L
LC34-DPT0662-028.0-20181024	TRANS-1,2-DICHLOROETHENE	156-60-5	2300		UG/L
LC34-DPT0662-028.0-20181024	TRICHLOROETHENE	79-01-6	6		UG/L
LC34-DPT0662-028.0-20181024	VINYL CHLORIDE	75-01-4	4200		UG/L
LC34-DPT0662-033.0-20181024	1,1,2-TRICHLOROTRIFLUOROETHANE	76-13-1	290	U	UG/L
LC34-DPT0662-033.0-20181024	1,1-DICHLOROETHENE	75-35-4	290	U	UG/L
LC34-DPT0662-033.0-20181024	CIS-1,2-DICHLOROETHENE	156-59-2	52200		UG/L
LC34-DPT0662-033.0-20181024	TRANS-1,2-DICHLOROETHENE	156-60-5	2300		UG/L
LC34-DPT0662-033.0-20181024	TRICHLOROETHENE	79-01-6	290	U	UG/L
LC34-DPT0662-033.0-20181024	VINYL CHLORIDE	75-01-4	36600		UG/L
LC34-DPT0662-038.0-20181024	1,1,2-TRICHLOROTRIFLUOROETHANE	76-13-1	10	U	UG/L
LC34-DPT0662-038.0-20181024	1,1-DICHLOROETHENE	75-35-4	10	U	UG/L
LC34-DPT0662-038.0-20181024	CIS-1,2-DICHLOROETHENE	156-59-2	430		UG/L
LC34-DPT0662-038.0-20181024	TRANS-1,2-DICHLOROETHENE	156-60-5	10	U	UG/L
LC34-DPT0662-038.0-20181024	TRICHLOROETHENE	79-01-6	10	U	UG/L
LC34-DPT0662-038.0-20181024	VINYL CHLORIDE	75-01-4	2100		UG/L
LC34-DPT0662-043.0-20181024	1,1,2-TRICHLOROTRIFLUOROETHANE	76-13-1	1	U	UG/L
LC34-DPT0662-043.0-20181024	1,1-DICHLOROETHENE	75-35-4	1	U	UG/L

DPT Results - DNAPL Source Zone
Launch Complex 34, SWMU CC054

Sample_ID	Parameter	CAS	Lab Result	Qualifier	Units
LC34-DPT0662-043.0-20181024	CIS-1,2-DICHLOROETHENE	156-59-2	3		UG/L
LC34-DPT0662-043.0-20181024	TRANS-1,2-DICHLOROETHENE	156-60-5	1	U	UG/L
LC34-DPT0662-043.0-20181024	TRICHLOROETHENE	79-01-6	1	U	UG/L
LC34-DPT0662-043.0-20181024	VINYL CHLORIDE	75-01-4	1	U	UG/L
LC34-DPT0662-048.0-20181024	1,1,2-TRICHLOROTRIFLUOROETHANE	76-13-1	1	U	UG/L
LC34-DPT0662-048.0-20181024	1,1-DICHLOROETHENE	75-35-4	1	U	UG/L
LC34-DPT0662-048.0-20181024	CIS-1,2-DICHLOROETHENE	156-59-2	3		UG/L
LC34-DPT0662-048.0-20181024	TRANS-1,2-DICHLOROETHENE	156-60-5	1	U	UG/L
LC34-DPT0662-048.0-20181024	TRICHLOROETHENE	79-01-6	1	U	UG/L
LC34-DPT0662-048.0-20181024	VINYL CHLORIDE	75-01-4	1		UG/L
LC34-DPT0662-053.0-20181024	1,1,2-TRICHLOROTRIFLUOROETHANE	76-13-1	1	U	UG/L
LC34-DPT0662-053.0-20181024	1,1-DICHLOROETHENE	75-35-4	1	U	UG/L
LC34-DPT0662-053.0-20181024	CIS-1,2-DICHLOROETHENE	156-59-2	2		UG/L
LC34-DPT0662-053.0-20181024	TRANS-1,2-DICHLOROETHENE	156-60-5	1	U	UG/L
LC34-DPT0662-053.0-20181024	TRICHLOROETHENE	79-01-6	1	U	UG/L
LC34-DPT0662-053.0-20181024	VINYL CHLORIDE	75-01-4	1	U	UG/L
LC34-DPT0662-058.0-20181024	1,1,2-TRICHLOROTRIFLUOROETHANE	76-13-1	1	U	UG/L
LC34-DPT0662-058.0-20181024	1,1-DICHLOROETHENE	75-35-4	1	U	UG/L
LC34-DPT0662-058.0-20181024	CIS-1,2-DICHLOROETHENE	156-59-2	3		UG/L
LC34-DPT0662-058.0-20181024	TRANS-1,2-DICHLOROETHENE	156-60-5	1	U	UG/L
LC34-DPT0662-058.0-20181024	TRICHLOROETHENE	79-01-6	1	U	UG/L
LC34-DPT0662-058.0-20181024	VINYL CHLORIDE	75-01-4	1		UG/L
LC34-DPT0662-063.0-20181025	1,1,2-TRICHLOROTRIFLUOROETHANE	76-13-1	1	U	UG/L
LC34-DPT0662-063.0-20181025	1,1-DICHLOROETHENE	75-35-4	1	U	UG/L
LC34-DPT0662-063.0-20181025	CIS-1,2-DICHLOROETHENE	156-59-2	680	J	UG/L
LC34-DPT0662-063.0-20181025	TRANS-1,2-DICHLOROETHENE	156-60-5	25		UG/L
LC34-DPT0662-063.0-20181025	TRICHLOROETHENE	79-01-6	1	U	UG/L
LC34-DPT0662-063.0-20181025	VINYL CHLORIDE	75-01-4	100		UG/L
LC34-DPT0662-068.0-20181025	1,1,2-TRICHLOROTRIFLUOROETHANE	76-13-1	1	U	UG/L

DPT Results - DNAPL Source Zone
Launch Complex 34, SWMU CC054

Sample_ID	Parameter	CAS	Lab Result	Qualifier	Units
LC34-DPT0662-068.0-20181025	1,1-DICHLOROETHENE	75-35-4	1	U	UG/L
LC34-DPT0662-068.0-20181025	CIS-1,2-DICHLOROETHENE	156-59-2	21		UG/L
LC34-DPT0662-068.0-20181025	TRANS-1,2-DICHLOROETHENE	156-60-5	1	U	UG/L
LC34-DPT0662-068.0-20181025	TRICHLOROETHENE	79-01-6	1	U	UG/L
LC34-DPT0662-068.0-20181025	VINYL CHLORIDE	75-01-4	1		UG/L
LC34-DPT0662-073.0-20181025	1,1,2-TRICHLOROTRIFLUOROETHANE	76-13-1	1	U	UG/L
LC34-DPT0662-073.0-20181025	1,1-DICHLOROETHENE	75-35-4	1	U	UG/L
LC34-DPT0662-073.0-20181025	CIS-1,2-DICHLOROETHENE	156-59-2	4		UG/L
LC34-DPT0662-073.0-20181025	TRANS-1,2-DICHLOROETHENE	156-60-5	1	U	UG/L
LC34-DPT0662-073.0-20181025	TRICHLOROETHENE	79-01-6	1	U	UG/L
LC34-DPT0662-073.0-20181025	VINYL CHLORIDE	75-01-4	1	U	UG/L
LC34-DPT0662-078.0-20181025	1,1,2-TRICHLOROTRIFLUOROETHANE	76-13-1	1	U	UG/L
LC34-DPT0662-078.0-20181025	1,1-DICHLOROETHENE	75-35-4	1	U	UG/L
LC34-DPT0662-078.0-20181025	CIS-1,2-DICHLOROETHENE	156-59-2	10		UG/L
LC34-DPT0662-078.0-20181025	TRANS-1,2-DICHLOROETHENE	156-60-5	1	U	UG/L
LC34-DPT0662-078.0-20181025	TRICHLOROETHENE	79-01-6	1	U	UG/L
LC34-DPT0662-078.0-20181025	VINYL CHLORIDE	75-01-4	1		UG/L
LC34-DPT0662-083.0-20181025	1,1,2-TRICHLOROTRIFLUOROETHANE	76-13-1	1	U	UG/L
LC34-DPT0662-083.0-20181025	1,1-DICHLOROETHENE	75-35-4	1	U	UG/L
LC34-DPT0662-083.0-20181025	CIS-1,2-DICHLOROETHENE	156-59-2	1	U	UG/L
LC34-DPT0662-083.0-20181025	TRANS-1,2-DICHLOROETHENE	156-60-5	1	U	UG/L
LC34-DPT0662-083.0-20181025	TRICHLOROETHENE	79-01-6	1	U	UG/L
LC34-DPT0662-083.0-20181025	VINYL CHLORIDE	75-01-4	1	U	UG/L
LC34-DPT0662-088.0-20181025	1,1,2-TRICHLOROTRIFLUOROETHANE	76-13-1	1	U	UG/L
LC34-DPT0662-088.0-20181025	1,1-DICHLOROETHENE	75-35-4	1	U	UG/L
LC34-DPT0662-088.0-20181025	CIS-1,2-DICHLOROETHENE	156-59-2	1	U	UG/L
LC34-DPT0662-088.0-20181025	TRANS-1,2-DICHLOROETHENE	156-60-5	1	U	UG/L
LC34-DPT0662-088.0-20181025	TRICHLOROETHENE	79-01-6	1	U	UG/L
LC34-DPT0662-088.0-20181025	VINYL CHLORIDE	75-01-4	1	U	UG/L

DPT Results - DNAPL Source Zone
Launch Complex 34, SWMU CC054

Sample_ID	Parameter	CAS	Lab Result	Qualifier	Units
LC34-DPT0662-093.0-20181025	1,1,2-TRICHLOROTRIFLUOROETHANE	76-13-1	1	U	UG/L
LC34-DPT0662-093.0-20181025	1,1-DICHLOROETHENE	75-35-4	1	U	UG/L
LC34-DPT0662-093.0-20181025	CIS-1,2-DICHLOROETHENE	156-59-2	15		UG/L
LC34-DPT0662-093.0-20181025	TRANS-1,2-DICHLOROETHENE	156-60-5	1	U	UG/L
LC34-DPT0662-093.0-20181025	TRICHLOROETHENE	79-01-6	1	U	UG/L
LC34-DPT0662-093.0-20181025	VINYL CHLORIDE	75-01-4	17		UG/L
LC34-DPT0662-098.0-20181025	1,1,2-TRICHLOROTRIFLUOROETHANE	76-13-1	1	U	UG/L
LC34-DPT0662-098.0-20181025	1,1-DICHLOROETHENE	75-35-4	1	U	UG/L
LC34-DPT0662-098.0-20181025	CIS-1,2-DICHLOROETHENE	156-59-2	1		UG/L
LC34-DPT0662-098.0-20181025	TRANS-1,2-DICHLOROETHENE	156-60-5	1	U	UG/L
LC34-DPT0662-098.0-20181025	TRICHLOROETHENE	79-01-6	1	U	UG/L
LC34-DPT0662-098.0-20181025	VINYL CHLORIDE	75-01-4	1		UG/L
LC34-DPT0663-008.0-20181025	1,1,2-TRICHLOROTRIFLUOROETHANE	76-13-1	1	U	UG/L
LC34-DPT0663-008.0-20181025	1,1-DICHLOROETHENE	75-35-4	1	U	UG/L
LC34-DPT0663-008.0-20181025	CIS-1,2-DICHLOROETHENE	156-59-2	1	U	UG/L
LC34-DPT0663-008.0-20181025	TRANS-1,2-DICHLOROETHENE	156-60-5	1	U	UG/L
LC34-DPT0663-008.0-20181025	TRICHLOROETHENE	79-01-6	1	U	UG/L
LC34-DPT0663-008.0-20181025	VINYL CHLORIDE	75-01-4	1	U	UG/L
LC34-DPT0663-013.0-20181025	1,1,2-TRICHLOROTRIFLUOROETHANE	76-13-1	1	U	UG/L
LC34-DPT0663-013.0-20181025	1,1-DICHLOROETHENE	75-35-4	1	U	UG/L
LC34-DPT0663-013.0-20181025	CIS-1,2-DICHLOROETHENE	156-59-2	2		UG/L
LC34-DPT0663-013.0-20181025	TRANS-1,2-DICHLOROETHENE	156-60-5	1	U	UG/L
LC34-DPT0663-013.0-20181025	TRICHLOROETHENE	79-01-6	1	U	UG/L
LC34-DPT0663-013.0-20181025	VINYL CHLORIDE	75-01-4	20		UG/L
LC34-DPT0663-018.0-20181025	1,1,2-TRICHLOROTRIFLUOROETHANE	76-13-1	3	U	UG/L
LC34-DPT0663-018.0-20181025	1,1-DICHLOROETHENE	75-35-4	3	U	UG/L
LC34-DPT0663-018.0-20181025	CIS-1,2-DICHLOROETHENE	156-59-2	15		UG/L
LC34-DPT0663-018.0-20181025	TRANS-1,2-DICHLOROETHENE	156-60-5	5		UG/L
LC34-DPT0663-018.0-20181025	TRICHLOROETHENE	79-01-6	3	U	UG/L

DPT Results - DNAPL Source Zone
Launch Complex 34, SWMU CC054

Sample_ID	Parameter	CAS	Lab Result	Qualifier	Units
LC34-DPT0663-018.0-20181025	VINYL CHLORIDE	75-01-4	270		UG/L
LC34-DPT0663-023.0-20181025	1,1,2-TRICHLOROTRIFLUOROETHANE	76-13-1	3	U	UG/L
LC34-DPT0663-023.0-20181025	1,1-DICHLOROETHENE	75-35-4	3	U	UG/L
LC34-DPT0663-023.0-20181025	CIS-1,2-DICHLOROETHENE	156-59-2	3	U	UG/L
LC34-DPT0663-023.0-20181025	TRANS-1,2-DICHLOROETHENE	156-60-5	55		UG/L
LC34-DPT0663-023.0-20181025	TRICHLOROETHENE	79-01-6	3	U	UG/L
LC34-DPT0663-023.0-20181025	VINYL CHLORIDE	75-01-4	850	J	UG/L
LC34-DPT0663-028.0-20181025	1,1,2-TRICHLOROTRIFLUOROETHANE	76-13-1	10	U	UG/L
LC34-DPT0663-028.0-20181025	1,1-DICHLOROETHENE	75-35-4	10	U	UG/L
LC34-DPT0663-028.0-20181025	CIS-1,2-DICHLOROETHENE	156-59-2	10	U	UG/L
LC34-DPT0663-028.0-20181025	TRANS-1,2-DICHLOROETHENE	156-60-5	160		UG/L
LC34-DPT0663-028.0-20181025	TRICHLOROETHENE	79-01-6	10	U	UG/L
LC34-DPT0663-028.0-20181025	VINYL CHLORIDE	75-01-4	39700		UG/L
LC34-DPT0663-033.0-20181025	1,1,2-TRICHLOROTRIFLUOROETHANE	76-13-1	290	U	UG/L
LC34-DPT0663-033.0-20181025	1,1-DICHLOROETHENE	75-35-4	290	U	UG/L
LC34-DPT0663-033.0-20181025	CIS-1,2-DICHLOROETHENE	156-59-2	290	U	UG/L
LC34-DPT0663-033.0-20181025	TRANS-1,2-DICHLOROETHENE	156-60-5	290	U	UG/L
LC34-DPT0663-033.0-20181025	TRICHLOROETHENE	79-01-6	290	U	UG/L
LC34-DPT0663-033.0-20181025	VINYL CHLORIDE	75-01-4	25300		UG/L
LC34-DPT0663-038.0-20181025	1,1,2-TRICHLOROTRIFLUOROETHANE	76-13-1	20	U	UG/L
LC34-DPT0663-038.0-20181025	1,1-DICHLOROETHENE	75-35-4	20	U	UG/L
LC34-DPT0663-038.0-20181025	CIS-1,2-DICHLOROETHENE	156-59-2	20	U	UG/L
LC34-DPT0663-038.0-20181025	TRANS-1,2-DICHLOROETHENE	156-60-5	20	U	UG/L
LC34-DPT0663-038.0-20181025	TRICHLOROETHENE	79-01-6	20	U	UG/L
LC34-DPT0663-038.0-20181025	VINYL CHLORIDE	75-01-4	3600		UG/L
LC34-DPT0663-043.0-20181025	1,1,2-TRICHLOROTRIFLUOROETHANE	76-13-1	1	U	UG/L
LC34-DPT0663-043.0-20181025	1,1-DICHLOROETHENE	75-35-4	1	U	UG/L
LC34-DPT0663-043.0-20181025	CIS-1,2-DICHLOROETHENE	156-59-2	2		UG/L
LC34-DPT0663-043.0-20181025	TRANS-1,2-DICHLOROETHENE	156-60-5	1	U	UG/L

DPT Results - DNAPL Source Zone
Launch Complex 34, SWMU CC054

Sample_ID	Parameter	CAS	Lab Result	Qualifier	Units
LC34-DPT0663-043.0-20181025	TRICHLOROETHENE	79-01-6	1	U	UG/L
LC34-DPT0663-043.0-20181025	VINYL CHLORIDE	75-01-4	230		UG/L
LC34-DPT0663-048.0-20181025	1,1,2-TRICHLOROTRIFLUOROETHANE	76-13-1	1	U	UG/L
LC34-DPT0663-048.0-20181025	1,1-DICHLOROETHENE	75-35-4	1	U	UG/L
LC34-DPT0663-048.0-20181025	CIS-1,2-DICHLOROETHENE	156-59-2	1	U	UG/L
LC34-DPT0663-048.0-20181025	TRANS-1,2-DICHLOROETHENE	156-60-5	1	U	UG/L
LC34-DPT0663-048.0-20181025	TRICHLOROETHENE	79-01-6	1	U	UG/L
LC34-DPT0663-048.0-20181025	VINYL CHLORIDE	75-01-4	4		UG/L
LC34-DPT0663-053.0-20181025	1,1,2-TRICHLOROTRIFLUOROETHANE	76-13-1	1	U	UG/L
LC34-DPT0663-053.0-20181025	1,1-DICHLOROETHENE	75-35-4	1	U	UG/L
LC34-DPT0663-053.0-20181025	CIS-1,2-DICHLOROETHENE	156-59-2	1	U	UG/L
LC34-DPT0663-053.0-20181025	TRANS-1,2-DICHLOROETHENE	156-60-5	1	U	UG/L
LC34-DPT0663-053.0-20181025	TRICHLOROETHENE	79-01-6	1	U	UG/L
LC34-DPT0663-053.0-20181025	VINYL CHLORIDE	75-01-4	3		UG/L
LC34-DPT0663-058.0-20181025	1,1,2-TRICHLOROTRIFLUOROETHANE	76-13-1	1	U	UG/L
LC34-DPT0663-058.0-20181025	1,1-DICHLOROETHENE	75-35-4	1	U	UG/L
LC34-DPT0663-058.0-20181025	CIS-1,2-DICHLOROETHENE	156-59-2	1	U	UG/L
LC34-DPT0663-058.0-20181025	TRANS-1,2-DICHLOROETHENE	156-60-5	1	U	UG/L
LC34-DPT0663-058.0-20181025	TRICHLOROETHENE	79-01-6	1	U	UG/L
LC34-DPT0663-058.0-20181025	VINYL CHLORIDE	75-01-4	1	U	UG/L
LC34-DPT0663-063.0-20181026	1,1,2-TRICHLOROTRIFLUOROETHANE	76-13-1	1	U	UG/L
LC34-DPT0663-063.0-20181026	1,1-DICHLOROETHENE	75-35-4	1	U	UG/L
LC34-DPT0663-063.0-20181026	CIS-1,2-DICHLOROETHENE	156-59-2	1	U	UG/L
LC34-DPT0663-063.0-20181026	TRANS-1,2-DICHLOROETHENE	156-60-5	1	U	UG/L
LC34-DPT0663-063.0-20181026	TRICHLOROETHENE	79-01-6	1	U	UG/L
LC34-DPT0663-063.0-20181026	VINYL CHLORIDE	75-01-4	1		UG/L
LC34-DPT0663-068.0-20181026	1,1,2-TRICHLOROTRIFLUOROETHANE	76-13-1	1	U	UG/L
LC34-DPT0663-068.0-20181026	1,1-DICHLOROETHENE	75-35-4	1	U	UG/L
LC34-DPT0663-068.0-20181026	CIS-1,2-DICHLOROETHENE	156-59-2	1	U	UG/L

DPT Results - DNAPL Source Zone
Launch Complex 34, SWMU CC054

Sample_ID	Parameter	CAS	Lab Result	Qualifier	Units
LC34-DPT0663-068.0-20181026	TRANS-1,2-DICHLOROETHENE	156-60-5	1	U	UG/L
LC34-DPT0663-068.0-20181026	TRICHLOROETHENE	79-01-6	1	U	UG/L
LC34-DPT0663-068.0-20181026	VINYL CHLORIDE	75-01-4	1	U	UG/L
LC34-DPT0663-073.0-20181026	1,1,2-TRICHLOROTRIFLUOROETHANE	76-13-1	1	U	UG/L
LC34-DPT0663-073.0-20181026	1,1-DICHLOROETHENE	75-35-4	1	U	UG/L
LC34-DPT0663-073.0-20181026	CIS-1,2-DICHLOROETHENE	156-59-2	1	U	UG/L
LC34-DPT0663-073.0-20181026	TRANS-1,2-DICHLOROETHENE	156-60-5	1	U	UG/L
LC34-DPT0663-073.0-20181026	TRICHLOROETHENE	79-01-6	1	U	UG/L
LC34-DPT0663-073.0-20181026	VINYL CHLORIDE	75-01-4	1	U	UG/L
LC34-DPT0663-078.0-20181026	1,1,2-TRICHLOROTRIFLUOROETHANE	76-13-1	1	U	UG/L
LC34-DPT0663-078.0-20181026	1,1-DICHLOROETHENE	75-35-4	1	U	UG/L
LC34-DPT0663-078.0-20181026	CIS-1,2-DICHLOROETHENE	156-59-2	1	U	UG/L
LC34-DPT0663-078.0-20181026	TRANS-1,2-DICHLOROETHENE	156-60-5	1	U	UG/L
LC34-DPT0663-078.0-20181026	TRICHLOROETHENE	79-01-6	1	U	UG/L
LC34-DPT0663-078.0-20181026	VINYL CHLORIDE	75-01-4	1	U	UG/L
LC34-DPT0663-083.0-20181026	1,1,2-TRICHLOROTRIFLUOROETHANE	76-13-1	1	U	UG/L
LC34-DPT0663-083.0-20181026	1,1-DICHLOROETHENE	75-35-4	1	U	UG/L
LC34-DPT0663-083.0-20181026	CIS-1,2-DICHLOROETHENE	156-59-2	1	U	UG/L
LC34-DPT0663-083.0-20181026	TRANS-1,2-DICHLOROETHENE	156-60-5	1	U	UG/L
LC34-DPT0663-083.0-20181026	TRICHLOROETHENE	79-01-6	1	U	UG/L
LC34-DPT0663-083.0-20181026	VINYL CHLORIDE	75-01-4	1	U	UG/L
LC34-DPT0663-088.0-20181026	1,1,2-TRICHLOROTRIFLUOROETHANE	76-13-1	1	U	UG/L
LC34-DPT0663-088.0-20181026	1,1-DICHLOROETHENE	75-35-4	1	U	UG/L
LC34-DPT0663-088.0-20181026	CIS-1,2-DICHLOROETHENE	156-59-2	1	U	UG/L
LC34-DPT0663-088.0-20181026	TRANS-1,2-DICHLOROETHENE	156-60-5	1	U	UG/L
LC34-DPT0663-088.0-20181026	TRICHLOROETHENE	79-01-6	1	U	UG/L
LC34-DPT0663-088.0-20181026	VINYL CHLORIDE	75-01-4	2		UG/L
LC34-DPT0663-093.0-20181026	1,1,2-TRICHLOROTRIFLUOROETHANE	76-13-1	1	U	UG/L
LC34-DPT0663-093.0-20181026	1,1-DICHLOROETHENE	75-35-4	1	U	UG/L

DPT Results - DNAPL Source Zone
Launch Complex 34, SWMU CC054

Sample_ID	Parameter	CAS	Lab Result	Qualifier	Units
LC34-DPT0663-093.0-20181026	CIS-1,2-DICHLOROETHENE	156-59-2	1	U	UG/L
LC34-DPT0663-093.0-20181026	TRANS-1,2-DICHLOROETHENE	156-60-5	1	U	UG/L
LC34-DPT0663-093.0-20181026	TRICHLOROETHENE	79-01-6	1	U	UG/L
LC34-DPT0663-093.0-20181026	VINYL CHLORIDE	75-01-4	55		UG/L
LC34-DPT0663-098.0-20181026	1,1,2-TRICHLOROTRIFLUOROETHANE	76-13-1	1	U	UG/L
LC34-DPT0663-098.0-20181026	1,1-DICHLOROETHENE	75-35-4	1	U	UG/L
LC34-DPT0663-098.0-20181026	CIS-1,2-DICHLOROETHENE	156-59-2	1	U	UG/L
LC34-DPT0663-098.0-20181026	TRANS-1,2-DICHLOROETHENE	156-60-5	1	U	UG/L
LC34-DPT0663-098.0-20181026	TRICHLOROETHENE	79-01-6	1	U	UG/L
LC34-DPT0663-098.0-20181026	VINYL CHLORIDE	75-01-4	24		UG/L
LC34-DPT0664-008.0-20181026	1,1,2-TRICHLOROTRIFLUOROETHANE	76-13-1	1	U	UG/L
LC34-DPT0664-008.0-20181026	1,1-DICHLOROETHENE	75-35-4	1	U	UG/L
LC34-DPT0664-008.0-20181026	CIS-1,2-DICHLOROETHENE	156-59-2	18		UG/L
LC34-DPT0664-008.0-20181026	TRANS-1,2-DICHLOROETHENE	156-60-5	1	U	UG/L
LC34-DPT0664-008.0-20181026	TRICHLOROETHENE	79-01-6	1	U	UG/L
LC34-DPT0664-008.0-20181026	VINYL CHLORIDE	75-01-4	14		UG/L
LC34-DPT0664-013.0-20181026	1,1,2-TRICHLOROTRIFLUOROETHANE	76-13-1	3	U	UG/L
LC34-DPT0664-013.0-20181026	1,1-DICHLOROETHENE	75-35-4	3	U	UG/L
LC34-DPT0664-013.0-20181026	CIS-1,2-DICHLOROETHENE	156-59-2	43		UG/L
LC34-DPT0664-013.0-20181026	TRANS-1,2-DICHLOROETHENE	156-60-5	3	U	UG/L
LC34-DPT0664-013.0-20181026	TRICHLOROETHENE	79-01-6	3	U	UG/L
LC34-DPT0664-013.0-20181026	VINYL CHLORIDE	75-01-4	32		UG/L
LC34-DPT0664-018.0-20181026	1,1,2-TRICHLOROTRIFLUOROETHANE	76-13-1	3	U	UG/L
LC34-DPT0664-018.0-20181026	1,1-DICHLOROETHENE	75-35-4	3	U	UG/L
LC34-DPT0664-018.0-20181026	CIS-1,2-DICHLOROETHENE	156-59-2	59		UG/L
LC34-DPT0664-018.0-20181026	TRANS-1,2-DICHLOROETHENE	156-60-5	3	U	UG/L
LC34-DPT0664-018.0-20181026	TRICHLOROETHENE	79-01-6	3	U	UG/L
LC34-DPT0664-018.0-20181026	VINYL CHLORIDE	75-01-4	38		UG/L
LC34-DPT0664-023.0-20181026	1,1,2-TRICHLOROTRIFLUOROETHANE	76-13-1	20	U	UG/L

DPT Results - DNAPL Source Zone
Launch Complex 34, SWMU CC054

Sample_ID	Parameter	CAS	Lab Result	Qualifier	Units
LC34-DPT0664-023.0-20181026	1,1-DICHLOROETHENE	75-35-4	20	U	UG/L
LC34-DPT0664-023.0-20181026	CIS-1,2-DICHLOROETHENE	156-59-2	1000		UG/L
LC34-DPT0664-023.0-20181026	TRANS-1,2-DICHLOROETHENE	156-60-5	43		UG/L
LC34-DPT0664-023.0-20181026	TRICHLOROETHENE	79-01-6	20	U	UG/L
LC34-DPT0664-023.0-20181026	VINYL CHLORIDE	75-01-4	460		UG/L
LC34-DPT0664-028.0-20181026	1,1,2-TRICHLOROTRIFLUOROETHANE	76-13-1	290	U	UG/L
LC34-DPT0664-028.0-20181026	1,1-DICHLOROETHENE	75-35-4	290	U	UG/L
LC34-DPT0664-028.0-20181026	CIS-1,2-DICHLOROETHENE	156-59-2	56100		UG/L
LC34-DPT0664-028.0-20181026	TRANS-1,2-DICHLOROETHENE	156-60-5	1900		UG/L
LC34-DPT0664-028.0-20181026	TRICHLOROETHENE	79-01-6	290	U	UG/L
LC34-DPT0664-028.0-20181026	VINYL CHLORIDE	75-01-4	6000		UG/L
LC34-DPT0664-033.0-20181026	1,1,2-TRICHLOROTRIFLUOROETHANE	76-13-1	290	U	UG/L
LC34-DPT0664-033.0-20181026	1,1-DICHLOROETHENE	75-35-4	300		UG/L
LC34-DPT0664-033.0-20181026	CIS-1,2-DICHLOROETHENE	156-59-2	113000		UG/L
LC34-DPT0664-033.0-20181026	TRANS-1,2-DICHLOROETHENE	156-60-5	3000		UG/L
LC34-DPT0664-033.0-20181026	TRICHLOROETHENE	79-01-6	290	U	UG/L
LC34-DPT0664-033.0-20181026	VINYL CHLORIDE	75-01-4	31600		UG/L
LC34-DPT0664-038.0-20181026	1,1,2-TRICHLOROTRIFLUOROETHANE	76-13-1	290	U	UG/L
LC34-DPT0664-038.0-20181026	1,1-DICHLOROETHENE	75-35-4	290	U	UG/L
LC34-DPT0664-038.0-20181026	CIS-1,2-DICHLOROETHENE	156-59-2	6100		UG/L
LC34-DPT0664-038.0-20181026	TRANS-1,2-DICHLOROETHENE	156-60-5	290	U	UG/L
LC34-DPT0664-038.0-20181026	TRICHLOROETHENE	79-01-6	290	U	UG/L
LC34-DPT0664-038.0-20181026	VINYL CHLORIDE	75-01-4	11800		UG/L
LC34-DPT0664-043.0-20181026	1,1,2-TRICHLOROTRIFLUOROETHANE	76-13-1	20	U	UG/L
LC34-DPT0664-043.0-20181026	1,1-DICHLOROETHENE	75-35-4	20	U	UG/L
LC34-DPT0664-043.0-20181026	CIS-1,2-DICHLOROETHENE	156-59-2	40		UG/L
LC34-DPT0664-043.0-20181026	TRANS-1,2-DICHLOROETHENE	156-60-5	20	U	UG/L
LC34-DPT0664-043.0-20181026	TRICHLOROETHENE	79-01-6	20	U	UG/L
LC34-DPT0664-043.0-20181026	VINYL CHLORIDE	75-01-4	510		UG/L

DPT Results - DNAPL Source Zone
Launch Complex 34, SWMU CC054

Sample_ID	Parameter	CAS	Lab Result	Qualifier	Units
LC34-DPT0664-048.0-20181026	1,1,2-TRICHLOROTRIFLUOROETHANE	76-13-1	3	U	UG/L
LC34-DPT0664-048.0-20181026	1,1-DICHLOROETHENE	75-35-4	3	U	UG/L
LC34-DPT0664-048.0-20181026	CIS-1,2-DICHLOROETHENE	156-59-2	60		UG/L
LC34-DPT0664-048.0-20181026	TRANS-1,2-DICHLOROETHENE	156-60-5	3	U	UG/L
LC34-DPT0664-048.0-20181026	TRICHLOROETHENE	79-01-6	3	U	UG/L
LC34-DPT0664-048.0-20181026	VINYL CHLORIDE	75-01-4	12		UG/L
LC34-DPT0664-053.0-20181026	1,1,2-TRICHLOROTRIFLUOROETHANE	76-13-1	2	U	UG/L
LC34-DPT0664-053.0-20181026	1,1-DICHLOROETHENE	75-35-4	2	U	UG/L
LC34-DPT0664-053.0-20181026	CIS-1,2-DICHLOROETHENE	156-59-2	9		UG/L
LC34-DPT0664-053.0-20181026	TRANS-1,2-DICHLOROETHENE	156-60-5	2	U	UG/L
LC34-DPT0664-053.0-20181026	TRICHLOROETHENE	79-01-6	2	U	UG/L
LC34-DPT0664-053.0-20181026	VINYL CHLORIDE	75-01-4	2	U	UG/L
LC34-DPT0664-058.0-20181026	1,1,2-TRICHLOROTRIFLUOROETHANE	76-13-1	1	U	UG/L
LC34-DPT0664-058.0-20181026	1,1-DICHLOROETHENE	75-35-4	1	U	UG/L
LC34-DPT0664-058.0-20181026	CIS-1,2-DICHLOROETHENE	156-59-2	8		UG/L
LC34-DPT0664-058.0-20181026	TRANS-1,2-DICHLOROETHENE	156-60-5	1	U	UG/L
LC34-DPT0664-058.0-20181026	TRICHLOROETHENE	79-01-6	1	U	UG/L
LC34-DPT0664-058.0-20181026	VINYL CHLORIDE	75-01-4	3		UG/L
LC34-DPT0664-063.0-20181029	1,1,2-TRICHLOROTRIFLUOROETHANE	76-13-1	1		UG/L
LC34-DPT0664-063.0-20181029	1,1-DICHLOROETHENE	75-35-4	1		UG/L
LC34-DPT0664-063.0-20181029	CIS-1,2-DICHLOROETHENE	156-59-2	120		UG/L
LC34-DPT0664-063.0-20181029	TRANS-1,2-DICHLOROETHENE	156-60-5	4		UG/L
LC34-DPT0664-063.0-20181029	TRICHLOROETHENE	79-01-6	98		UG/L
LC34-DPT0664-063.0-20181029	VINYL CHLORIDE	75-01-4	3		UG/L
LC34-DPT0664-068.0-20181029	1,1,2-TRICHLOROTRIFLUOROETHANE	76-13-1	3	U	UG/L
LC34-DPT0664-068.0-20181029	1,1-DICHLOROETHENE	75-35-4	3	U	UG/L
LC34-DPT0664-068.0-20181029	CIS-1,2-DICHLOROETHENE	156-59-2	1200		UG/L
LC34-DPT0664-068.0-20181029	TRANS-1,2-DICHLOROETHENE	156-60-5	20		UG/L
LC34-DPT0664-068.0-20181029	TRICHLOROETHENE	79-01-6	3		UG/L

DPT Results - DNAPL Source Zone
Launch Complex 34, SWMU CC054

Sample_ID	Parameter	CAS	Lab Result	Qualifier	Units
LC34-DPT0664-068.0-20181029	VINYL CHLORIDE	75-01-4	64		UG/L
LC34-DPT0664-073.0-20181029	1,1,2-TRICHLOROTRIFLUOROETHANE	76-13-1	1	U	UG/L
LC34-DPT0664-073.0-20181029	1,1-DICHLOROETHENE	75-35-4	1	U	UG/L
LC34-DPT0664-073.0-20181029	CIS-1,2-DICHLOROETHENE	156-59-2	20		UG/L
LC34-DPT0664-073.0-20181029	TRANS-1,2-DICHLOROETHENE	156-60-5	1		UG/L
LC34-DPT0664-073.0-20181029	TRICHLOROETHENE	79-01-6	3		UG/L
LC34-DPT0664-073.0-20181029	VINYL CHLORIDE	75-01-4	2		UG/L
LC34-DPT0664-078.0-20181029	1,1,2-TRICHLOROTRIFLUOROETHANE	76-13-1	3	U	UG/L
LC34-DPT0664-078.0-20181029	1,1-DICHLOROETHENE	75-35-4	3	U	UG/L
LC34-DPT0664-078.0-20181029	CIS-1,2-DICHLOROETHENE	156-59-2	460		UG/L
LC34-DPT0664-078.0-20181029	TRANS-1,2-DICHLOROETHENE	156-60-5	7		UG/L
LC34-DPT0664-078.0-20181029	TRICHLOROETHENE	79-01-6	150		UG/L
LC34-DPT0664-078.0-20181029	VINYL CHLORIDE	75-01-4	3	U	UG/L
LC34-DPT0664-083.0-20181029	1,1,2-TRICHLOROTRIFLUOROETHANE	76-13-1	1	U	UG/L
LC34-DPT0664-083.0-20181029	1,1-DICHLOROETHENE	75-35-4	1	U	UG/L
LC34-DPT0664-083.0-20181029	CIS-1,2-DICHLOROETHENE	156-59-2	6		UG/L
LC34-DPT0664-083.0-20181029	TRANS-1,2-DICHLOROETHENE	156-60-5	1	U	UG/L
LC34-DPT0664-083.0-20181029	TRICHLOROETHENE	79-01-6	1	U	UG/L
LC34-DPT0664-083.0-20181029	VINYL CHLORIDE	75-01-4	2		UG/L
LC34-DPT0664-088.0-20181029	1,1,2-TRICHLOROTRIFLUOROETHANE	76-13-1	1	U	UG/L
LC34-DPT0664-088.0-20181029	1,1-DICHLOROETHENE	75-35-4	1	U	UG/L
LC34-DPT0664-088.0-20181029	CIS-1,2-DICHLOROETHENE	156-59-2	58		UG/L
LC34-DPT0664-088.0-20181029	TRANS-1,2-DICHLOROETHENE	156-60-5	2		UG/L
LC34-DPT0664-088.0-20181029	TRICHLOROETHENE	79-01-6	1	U	UG/L
LC34-DPT0664-088.0-20181029	VINYL CHLORIDE	75-01-4	11		UG/L
LC34-DPT0664-093.0-20181029	1,1,2-TRICHLOROTRIFLUOROETHANE	76-13-1	2	U	UG/L
LC34-DPT0664-093.0-20181029	1,1-DICHLOROETHENE	75-35-4	2	U	UG/L
LC34-DPT0664-093.0-20181029	CIS-1,2-DICHLOROETHENE	156-59-2	330		UG/L
LC34-DPT0664-093.0-20181029	TRANS-1,2-DICHLOROETHENE	156-60-5	6		UG/L

DPT Results - DNAPL Source Zone
Launch Complex 34, SWMU CC054

Sample_ID	Parameter	CAS	Lab Result	Qualifier	Units
LC34-DPT0664-093.0-20181029	TRICHLOROETHENE	79-01-6	7		UG/L
LC34-DPT0664-093.0-20181029	VINYL CHLORIDE	75-01-4	38		UG/L
LC34-DPT0664-098.0-20181029	1,1,2-TRICHLOROTRIFLUOROETHANE	76-13-1	1	U	UG/L
LC34-DPT0664-098.0-20181029	1,1-DICHLOROETHENE	75-35-4	1	U	UG/L
LC34-DPT0664-098.0-20181029	CIS-1,2-DICHLOROETHENE	156-59-2	12		UG/L
LC34-DPT0664-098.0-20181029	TRANS-1,2-DICHLOROETHENE	156-60-5	1	U	UG/L
LC34-DPT0664-098.0-20181029	TRICHLOROETHENE	79-01-6	1	U	UG/L
LC34-DPT0664-098.0-20181029	VINYL CHLORIDE	75-01-4	2		UG/L
LC34-DPT0665-008.0-20181029	1,1,2-TRICHLOROTRIFLUOROETHANE	76-13-1	1	U	UG/L
LC34-DPT0665-008.0-20181029	1,1-DICHLOROETHENE	75-35-4	1	U	UG/L
LC34-DPT0665-008.0-20181029	CIS-1,2-DICHLOROETHENE	156-59-2	1	U	UG/L
LC34-DPT0665-008.0-20181029	TRANS-1,2-DICHLOROETHENE	156-60-5	1	U	UG/L
LC34-DPT0665-008.0-20181029	TRICHLOROETHENE	79-01-6	1	U	UG/L
LC34-DPT0665-008.0-20181029	VINYL CHLORIDE	75-01-4	1	U	UG/L
LC34-DPT0665-013.0-20181029	1,1,2-TRICHLOROTRIFLUOROETHANE	76-13-1	1	U	UG/L
LC34-DPT0665-013.0-20181029	1,1-DICHLOROETHENE	75-35-4	1	U	UG/L
LC34-DPT0665-013.0-20181029	CIS-1,2-DICHLOROETHENE	156-59-2	38		UG/L
LC34-DPT0665-013.0-20181029	TRANS-1,2-DICHLOROETHENE	156-60-5	1	U	UG/L
LC34-DPT0665-013.0-20181029	TRICHLOROETHENE	79-01-6	1	U	UG/L
LC34-DPT0665-013.0-20181029	VINYL CHLORIDE	75-01-4	68		UG/L
LC34-DPT0665-018.0-20181029	1,1,2-TRICHLOROTRIFLUOROETHANE	76-13-1	1	U	UG/L
LC34-DPT0665-018.0-20181029	1,1-DICHLOROETHENE	75-35-4	2		UG/L
LC34-DPT0665-018.0-20181029	CIS-1,2-DICHLOROETHENE	156-59-2	720		UG/L
LC34-DPT0665-018.0-20181029	TRANS-1,2-DICHLOROETHENE	156-60-5	4		UG/L
LC34-DPT0665-018.0-20181029	TRICHLOROETHENE	79-01-6	1	U	UG/L
LC34-DPT0665-018.0-20181029	VINYL CHLORIDE	75-01-4	480		UG/L
LC34-DPT0665-023.0-20181029	1,1,2-TRICHLOROTRIFLUOROETHANE	76-13-1	100	U	UG/L
LC34-DPT0665-023.0-20181029	1,1-DICHLOROETHENE	75-35-4	100	U	UG/L
LC34-DPT0665-023.0-20181029	CIS-1,2-DICHLOROETHENE	156-59-2	3300		UG/L

DPT Results - DNAPL Source Zone
Launch Complex 34, SWMU CC054

Sample_ID	Parameter	CAS	Lab Result	Qualifier	Units
LC34-DPT0665-023.0-20181029	TRANS-1,2-DICHLOROETHENE	156-60-5	100	U	UG/L
LC34-DPT0665-023.0-20181029	TRICHLOROETHENE	79-01-6	100	U	UG/L
LC34-DPT0665-023.0-20181029	VINYL CHLORIDE	75-01-4	2700		UG/L
LC34-DPT0665-028.0-20181029	1,1,2-TRICHLOROTRIFLUOROETHANE	76-13-1	290	U	UG/L
LC34-DPT0665-028.0-20181029	1,1-DICHLOROETHENE	75-35-4	290	U	UG/L
LC34-DPT0665-028.0-20181029	CIS-1,2-DICHLOROETHENE	156-59-2	71200		UG/L
LC34-DPT0665-028.0-20181029	TRANS-1,2-DICHLOROETHENE	156-60-5	1400		UG/L
LC34-DPT0665-028.0-20181029	TRICHLOROETHENE	79-01-6	290	U	UG/L
LC34-DPT0665-028.0-20181029	VINYL CHLORIDE	75-01-4	22800		UG/L
LC34-DPT0665-033.0-20181029	1,1,2-TRICHLOROTRIFLUOROETHANE	76-13-1	290	U	UG/L
LC34-DPT0665-033.0-20181029	1,1-DICHLOROETHENE	75-35-4	290	U	UG/L
LC34-DPT0665-033.0-20181029	CIS-1,2-DICHLOROETHENE	156-59-2	33900		UG/L
LC34-DPT0665-033.0-20181029	TRANS-1,2-DICHLOROETHENE	156-60-5	560		UG/L
LC34-DPT0665-033.0-20181029	TRICHLOROETHENE	79-01-6	290	U	UG/L
LC34-DPT0665-033.0-20181029	VINYL CHLORIDE	75-01-4	20600		UG/L
LC34-DPT0665-038.0-20181029	1,1,2-TRICHLOROTRIFLUOROETHANE	76-13-1	3	U	UG/L
LC34-DPT0665-038.0-20181029	1,1-DICHLOROETHENE	75-35-4	3	U	UG/L
LC34-DPT0665-038.0-20181029	CIS-1,2-DICHLOROETHENE	156-59-2	48		UG/L
LC34-DPT0665-038.0-20181029	TRANS-1,2-DICHLOROETHENE	156-60-5	3	U	UG/L
LC34-DPT0665-038.0-20181029	TRICHLOROETHENE	79-01-6	3	U	UG/L
LC34-DPT0665-038.0-20181029	VINYL CHLORIDE	75-01-4	1200		UG/L
LC34-DPT0665-043.0-20181029	1,1,2-TRICHLOROTRIFLUOROETHANE	76-13-1	1	U	UG/L
LC34-DPT0665-043.0-20181029	1,1-DICHLOROETHENE	75-35-4	1	U	UG/L
LC34-DPT0665-043.0-20181029	CIS-1,2-DICHLOROETHENE	156-59-2	1	U	UG/L
LC34-DPT0665-043.0-20181029	TRANS-1,2-DICHLOROETHENE	156-60-5	1	U	UG/L
LC34-DPT0665-043.0-20181029	TRICHLOROETHENE	79-01-6	1	U	UG/L
LC34-DPT0665-043.0-20181029	VINYL CHLORIDE	75-01-4	1	U	UG/L
LC34-DPT0665-048.0-20181030	1,1,2-TRICHLOROTRIFLUOROETHANE	76-13-1	1	U	UG/L
LC34-DPT0665-048.0-20181030	1,1-DICHLOROETHENE	75-35-4	2		UG/L

DPT Results - DNAPL Source Zone
Launch Complex 34, SWMU CC054

Sample_ID	Parameter	CAS	Lab Result	Qualifier	Units
LC34-DPT0665-048.0-20181030	CIS-1,2-DICHLOROETHENE	156-59-2	480		UG/L
LC34-DPT0665-048.0-20181030	TRANS-1,2-DICHLOROETHENE	156-60-5	15		UG/L
LC34-DPT0665-048.0-20181030	TRICHLOROETHENE	79-01-6	1		UG/L
LC34-DPT0665-048.0-20181030	VINYL CHLORIDE	75-01-4	850		UG/L
LC34-DPT0665-053.0-20181030	1,1,2-TRICHLOROTRIFLUOROETHANE	76-13-1	2	U	UG/L
LC34-DPT0665-053.0-20181030	1,1-DICHLOROETHENE	75-35-4	2	U	UG/L
LC34-DPT0665-053.0-20181030	CIS-1,2-DICHLOROETHENE	156-59-2	51		UG/L
LC34-DPT0665-053.0-20181030	TRANS-1,2-DICHLOROETHENE	156-60-5	2	U	UG/L
LC34-DPT0665-053.0-20181030	TRICHLOROETHENE	79-01-6	2	U	UG/L
LC34-DPT0665-053.0-20181030	VINYL CHLORIDE	75-01-4	47		UG/L
LC34-DPT0665-058.0-20181030	1,1,2-TRICHLOROTRIFLUOROETHANE	76-13-1	1	U	UG/L
LC34-DPT0665-058.0-20181030	1,1-DICHLOROETHENE	75-35-4	2		UG/L
LC34-DPT0665-058.0-20181030	CIS-1,2-DICHLOROETHENE	156-59-2	440		UG/L
LC34-DPT0665-058.0-20181030	TRANS-1,2-DICHLOROETHENE	156-60-5	5		UG/L
LC34-DPT0665-058.0-20181030	TRICHLOROETHENE	79-01-6	4		UG/L
LC34-DPT0665-058.0-20181030	VINYL CHLORIDE	75-01-4	2		UG/L
LC34-DPT0665-063.0-20181030	1,1,2-TRICHLOROTRIFLUOROETHANE	76-13-1	1	U	UG/L
LC34-DPT0665-063.0-20181030	1,1-DICHLOROETHENE	75-35-4	1	U	UG/L
LC34-DPT0665-063.0-20181030	CIS-1,2-DICHLOROETHENE	156-59-2	110		UG/L
LC34-DPT0665-063.0-20181030	TRANS-1,2-DICHLOROETHENE	156-60-5	3		UG/L
LC34-DPT0665-063.0-20181030	TRICHLOROETHENE	79-01-6	1	U	UG/L
LC34-DPT0665-063.0-20181030	VINYL CHLORIDE	75-01-4	25		UG/L
LC34-DPT0665-068.0-20181030	1,1,2-TRICHLOROTRIFLUOROETHANE	76-13-1	1	U	UG/L
LC34-DPT0665-068.0-20181030	1,1-DICHLOROETHENE	75-35-4	1	U	UG/L
LC34-DPT0665-068.0-20181030	CIS-1,2-DICHLOROETHENE	156-59-2	11		UG/L
LC34-DPT0665-068.0-20181030	TRANS-1,2-DICHLOROETHENE	156-60-5	2		UG/L
LC34-DPT0665-068.0-20181030	TRICHLOROETHENE	79-01-6	1		UG/L
LC34-DPT0665-068.0-20181030	VINYL CHLORIDE	75-01-4	6		UG/L
LC34-DPT0665-073.0-20181030	1,1,2-TRICHLOROTRIFLUOROETHANE	76-13-1	20	U	UG/L

DPT Results - DNAPL Source Zone
Launch Complex 34, SWMU CC054

Sample_ID	Parameter	CAS	Lab Result	Qualifier	Units
LC34-DPT0665-073.0-20181030	1,1-DICHLOROETHENE	75-35-4	20	U	UG/L
LC34-DPT0665-073.0-20181030	CIS-1,2-DICHLOROETHENE	156-59-2	2200		UG/L
LC34-DPT0665-073.0-20181030	TRANS-1,2-DICHLOROETHENE	156-60-5	78		UG/L
LC34-DPT0665-073.0-20181030	TRICHLOROETHENE	79-01-6	690		UG/L
LC34-DPT0665-073.0-20181030	VINYL CHLORIDE	75-01-4	80		UG/L
LC34-DPT0665-078.0-20181030	1,1,2-TRICHLOROTRIFLUOROETHANE	76-13-1	2	U	UG/L
LC34-DPT0665-078.0-20181030	1,1-DICHLOROETHENE	75-35-4	2	U	UG/L
LC34-DPT0665-078.0-20181030	CIS-1,2-DICHLOROETHENE	156-59-2	61		UG/L
LC34-DPT0665-078.0-20181030	TRANS-1,2-DICHLOROETHENE	156-60-5	2	U	UG/L
LC34-DPT0665-078.0-20181030	TRICHLOROETHENE	79-01-6	41		UG/L
LC34-DPT0665-078.0-20181030	VINYL CHLORIDE	75-01-4	2	U	UG/L
LC34-DPT0665-083.0-20181030	1,1,2-TRICHLOROTRIFLUOROETHANE	76-13-1	1	U	UG/L
LC34-DPT0665-083.0-20181030	1,1-DICHLOROETHENE	75-35-4	1	U	UG/L
LC34-DPT0665-083.0-20181030	CIS-1,2-DICHLOROETHENE	156-59-2	1	U	UG/L
LC34-DPT0665-083.0-20181030	TRANS-1,2-DICHLOROETHENE	156-60-5	1	U	UG/L
LC34-DPT0665-083.0-20181030	TRICHLOROETHENE	79-01-6	1	U	UG/L
LC34-DPT0665-083.0-20181030	VINYL CHLORIDE	75-01-4	1	U	UG/L
LC34-DPT0665-088.0-20181030	1,1,2-TRICHLOROTRIFLUOROETHANE	76-13-1	1	U	UG/L
LC34-DPT0665-088.0-20181030	1,1-DICHLOROETHENE	75-35-4	1	U	UG/L
LC34-DPT0665-088.0-20181030	CIS-1,2-DICHLOROETHENE	156-59-2	56		UG/L
LC34-DPT0665-088.0-20181030	TRANS-1,2-DICHLOROETHENE	156-60-5	1		UG/L
LC34-DPT0665-088.0-20181030	TRICHLOROETHENE	79-01-6	1	U	UG/L
LC34-DPT0665-088.0-20181030	VINYL CHLORIDE	75-01-4	9		UG/L
LC34-DPT0665-093.0-20181030	1,1,2-TRICHLOROTRIFLUOROETHANE	76-13-1	1	U	UG/L
LC34-DPT0665-093.0-20181030	1,1-DICHLOROETHENE	75-35-4	1	U	UG/L
LC34-DPT0665-093.0-20181030	CIS-1,2-DICHLOROETHENE	156-59-2	60		UG/L
LC34-DPT0665-093.0-20181030	TRANS-1,2-DICHLOROETHENE	156-60-5	1		UG/L
LC34-DPT0665-093.0-20181030	TRICHLOROETHENE	79-01-6	1	U	UG/L
LC34-DPT0665-093.0-20181030	VINYL CHLORIDE	75-01-4	9		UG/L

DPT Results - DNAPL Source Zone
Launch Complex 34, SWMU CC054

Sample_ID	Parameter	CAS	Lab Result	Qualifier	Units
LC34-DPT0665-098.0-20181031	1,1,2-TRICHLOROTRIFLUOROETHANE	76-13-1	1	U	UG/L
LC34-DPT0665-098.0-20181031	1,1-DICHLOROETHENE	75-35-4	1	U	UG/L
LC34-DPT0665-098.0-20181031	CIS-1,2-DICHLOROETHENE	156-59-2	3		UG/L
LC34-DPT0665-098.0-20181031	TRANS-1,2-DICHLOROETHENE	156-60-5	1	U	UG/L
LC34-DPT0665-098.0-20181031	TRICHLOROETHENE	79-01-6	1	U	UG/L
LC34-DPT0665-098.0-20181031	VINYL CHLORIDE	75-01-4	1	U	UG/L
LC34-DPT0666-008.0-20181030	1,1,2-TRICHLOROTRIFLUOROETHANE	76-13-1	1	U	UG/L
LC34-DPT0666-008.0-20181030	1,1-DICHLOROETHENE	75-35-4	1	U	UG/L
LC34-DPT0666-008.0-20181030	CIS-1,2-DICHLOROETHENE	156-59-2	1	U	UG/L
LC34-DPT0666-008.0-20181030	TRANS-1,2-DICHLOROETHENE	156-60-5	1	U	UG/L
LC34-DPT0666-008.0-20181030	TRICHLOROETHENE	79-01-6	1	U	UG/L
LC34-DPT0666-008.0-20181030	VINYL CHLORIDE	75-01-4	1	U	UG/L
LC34-DPT0666-013.0-20181030	1,1,2-TRICHLOROTRIFLUOROETHANE	76-13-1	1	U	UG/L
LC34-DPT0666-013.0-20181030	1,1-DICHLOROETHENE	75-35-4	1	U	UG/L
LC34-DPT0666-013.0-20181030	CIS-1,2-DICHLOROETHENE	156-59-2	1		UG/L
LC34-DPT0666-013.0-20181030	TRANS-1,2-DICHLOROETHENE	156-60-5	1	U	UG/L
LC34-DPT0666-013.0-20181030	TRICHLOROETHENE	79-01-6	1	U	UG/L
LC34-DPT0666-013.0-20181030	VINYL CHLORIDE	75-01-4	1	U	UG/L
LC34-DPT0666-018.0-20181030	1,1,2-TRICHLOROTRIFLUOROETHANE	76-13-1	2	U	UG/L
LC34-DPT0666-018.0-20181030	1,1-DICHLOROETHENE	75-35-4	2	U	UG/L
LC34-DPT0666-018.0-20181030	CIS-1,2-DICHLOROETHENE	156-59-2	250		UG/L
LC34-DPT0666-018.0-20181030	TRANS-1,2-DICHLOROETHENE	156-60-5	2	U	UG/L
LC34-DPT0666-018.0-20181030	TRICHLOROETHENE	79-01-6	2	U	UG/L
LC34-DPT0666-018.0-20181030	VINYL CHLORIDE	75-01-4	190		UG/L
LC34-DPT0666-023.0-20181030	1,1,2-TRICHLOROTRIFLUOROETHANE	76-13-1	10	U	UG/L
LC34-DPT0666-023.0-20181030	1,1-DICHLOROETHENE	75-35-4	10	U	UG/L
LC34-DPT0666-023.0-20181030	CIS-1,2-DICHLOROETHENE	156-59-2	2600		UG/L
LC34-DPT0666-023.0-20181030	TRANS-1,2-DICHLOROETHENE	156-60-5	27		UG/L
LC34-DPT0666-023.0-20181030	TRICHLOROETHENE	79-01-6	10	U	UG/L

DPT Results - DNAPL Source Zone
Launch Complex 34, SWMU CC054

Sample_ID	Parameter	CAS	Lab Result	Qualifier	Units
LC34-DPT0666-023.0-20181030	VINYL CHLORIDE	75-01-4	3500		UG/L
LC34-DPT0666-028.0-20181030	1,1,2-TRICHLOROTRIFLUOROETHANE	76-13-1	290	U	UG/L
LC34-DPT0666-028.0-20181030	1,1-DICHLOROETHENE	75-35-4	290	U	UG/L
LC34-DPT0666-028.0-20181030	CIS-1,2-DICHLOROETHENE	156-59-2	24000		UG/L
LC34-DPT0666-028.0-20181030	TRANS-1,2-DICHLOROETHENE	156-60-5	290	U	UG/L
LC34-DPT0666-028.0-20181030	TRICHLOROETHENE	79-01-6	290	U	UG/L
LC34-DPT0666-028.0-20181030	VINYL CHLORIDE	75-01-4	16300		UG/L
LC34-DPT0666-033.0-20181030	1,1,2-TRICHLOROTRIFLUOROETHANE	76-13-1	290	U	UG/L
LC34-DPT0666-033.0-20181030	1,1-DICHLOROETHENE	75-35-4	290	U	UG/L
LC34-DPT0666-033.0-20181030	CIS-1,2-DICHLOROETHENE	156-59-2	9000		UG/L
LC34-DPT0666-033.0-20181030	TRANS-1,2-DICHLOROETHENE	156-60-5	290	U	UG/L
LC34-DPT0666-033.0-20181030	TRICHLOROETHENE	79-01-6	290	U	UG/L
LC34-DPT0666-033.0-20181030	VINYL CHLORIDE	75-01-4	970		UG/L
LC34-DPT0666-038.0-20181030	1,1,2-TRICHLOROTRIFLUOROETHANE	76-13-1	5	U	UG/L
LC34-DPT0666-038.0-20181030	1,1-DICHLOROETHENE	75-35-4	5	U	UG/L
LC34-DPT0666-038.0-20181030	CIS-1,2-DICHLOROETHENE	156-59-2	760		UG/L
LC34-DPT0666-038.0-20181030	TRANS-1,2-DICHLOROETHENE	156-60-5	5	U	UG/L
LC34-DPT0666-038.0-20181030	TRICHLOROETHENE	79-01-6	5	U	UG/L
LC34-DPT0666-038.0-20181030	VINYL CHLORIDE	75-01-4	8		UG/L
LC34-DPT0666-043.0-20181030	1,1,2-TRICHLOROTRIFLUOROETHANE	76-13-1	1	U	UG/L
LC34-DPT0666-043.0-20181030	1,1-DICHLOROETHENE	75-35-4	1	U	UG/L
LC34-DPT0666-043.0-20181030	CIS-1,2-DICHLOROETHENE	156-59-2	2		UG/L
LC34-DPT0666-043.0-20181030	TRANS-1,2-DICHLOROETHENE	156-60-5	1	U	UG/L
LC34-DPT0666-043.0-20181030	TRICHLOROETHENE	79-01-6	1	U	UG/L
LC34-DPT0666-043.0-20181030	VINYL CHLORIDE	75-01-4	1	U	UG/L
LC34-DPT0666-048.0-20181030	1,1,2-TRICHLOROTRIFLUOROETHANE	76-13-1	1	U	UG/L
LC34-DPT0666-048.0-20181030	1,1-DICHLOROETHENE	75-35-4	1	U	UG/L
LC34-DPT0666-048.0-20181030	CIS-1,2-DICHLOROETHENE	156-59-2	7		UG/L
LC34-DPT0666-048.0-20181030	TRANS-1,2-DICHLOROETHENE	156-60-5	1	U	UG/L

DPT Results - DNAPL Source Zone
Launch Complex 34, SWMU CC054

Sample_ID	Parameter	CAS	Lab Result	Qualifier	Units
LC34-DPT0666-048.0-20181030	TRICHLOROETHENE	79-01-6	1	U	UG/L
LC34-DPT0666-048.0-20181030	VINYL CHLORIDE	75-01-4	3		UG/L
LC34-DPT0666-053.0-20181030	1,1,2-TRICHLOROTRIFLUOROETHANE	76-13-1	1	U	UG/L
LC34-DPT0666-053.0-20181030	1,1-DICHLOROETHENE	75-35-4	1	U	UG/L
LC34-DPT0666-053.0-20181030	CIS-1,2-DICHLOROETHENE	156-59-2	3		UG/L
LC34-DPT0666-053.0-20181030	TRANS-1,2-DICHLOROETHENE	156-60-5	1	U	UG/L
LC34-DPT0666-053.0-20181030	TRICHLOROETHENE	79-01-6	1	U	UG/L
LC34-DPT0666-053.0-20181030	VINYL CHLORIDE	75-01-4	1	U	UG/L
LC34-DPT0666-058.0-20181031	1,1,2-TRICHLOROTRIFLUOROETHANE	76-13-1	3	U	UG/L
LC34-DPT0666-058.0-20181031	1,1-DICHLOROETHENE	75-35-4	5		UG/L
LC34-DPT0666-058.0-20181031	CIS-1,2-DICHLOROETHENE	156-59-2	1000		UG/L
LC34-DPT0666-058.0-20181031	TRANS-1,2-DICHLOROETHENE	156-60-5	6		UG/L
LC34-DPT0666-058.0-20181031	TRICHLOROETHENE	79-01-6	42		UG/L
LC34-DPT0666-058.0-20181031	VINYL CHLORIDE	75-01-4	3	U	UG/L
LC34-DPT0666-063.0-20181031	1,1,2-TRICHLOROTRIFLUOROETHANE	76-13-1	1	U	UG/L
LC34-DPT0666-063.0-20181031	1,1-DICHLOROETHENE	75-35-4	1	U	UG/L
LC34-DPT0666-063.0-20181031	CIS-1,2-DICHLOROETHENE	156-59-2	20		UG/L
LC34-DPT0666-063.0-20181031	TRANS-1,2-DICHLOROETHENE	156-60-5	7		UG/L
LC34-DPT0666-063.0-20181031	TRICHLOROETHENE	79-01-6	3		UG/L
LC34-DPT0666-063.0-20181031	VINYL CHLORIDE	75-01-4	2		UG/L
LC34-DPT0666-068.0-20181031	1,1,2-TRICHLOROTRIFLUOROETHANE	76-13-1	1	U	UG/L
LC34-DPT0666-068.0-20181031	1,1-DICHLOROETHENE	75-35-4	1	U	UG/L
LC34-DPT0666-068.0-20181031	CIS-1,2-DICHLOROETHENE	156-59-2	19		UG/L
LC34-DPT0666-068.0-20181031	TRANS-1,2-DICHLOROETHENE	156-60-5	2		UG/L
LC34-DPT0666-068.0-20181031	TRICHLOROETHENE	79-01-6	3		UG/L
LC34-DPT0666-068.0-20181031	VINYL CHLORIDE	75-01-4	5		UG/L
LC34-DPT0666-073.0-20181031	1,1,2-TRICHLOROTRIFLUOROETHANE	76-13-1	20	U	UG/L
LC34-DPT0666-073.0-20181031	1,1-DICHLOROETHENE	75-35-4	20	U	UG/L
LC34-DPT0666-073.0-20181031	CIS-1,2-DICHLOROETHENE	156-59-2	1600		UG/L

DPT Results - DNAPL Source Zone
Launch Complex 34, SWMU CC054

Sample_ID	Parameter	CAS	Lab Result	Qualifier	Units
LC34-DPT0666-073.0-20181031	TRANS-1,2-DICHLOROETHENE	156-60-5	73		UG/L
LC34-DPT0666-073.0-20181031	TRICHLOROETHENE	79-01-6	5000		UG/L
LC34-DPT0666-073.0-20181031	VINYL CHLORIDE	75-01-4	20	U	UG/L
LC34-DPT0666-078.0-20181031	1,1,2-TRICHLOROTRIFLUOROETHANE	76-13-1	3	U	UG/L
LC34-DPT0666-078.0-20181031	1,1-DICHLOROETHENE	75-35-4	3	U	UG/L
LC34-DPT0666-078.0-20181031	CIS-1,2-DICHLOROETHENE	156-59-2	50		UG/L
LC34-DPT0666-078.0-20181031	TRANS-1,2-DICHLOROETHENE	156-60-5	3	U	UG/L
LC34-DPT0666-078.0-20181031	TRICHLOROETHENE	79-01-6	18		UG/L
LC34-DPT0666-078.0-20181031	VINYL CHLORIDE	75-01-4	3	U	UG/L
LC34-DPT0666-083.0-20181031	1,1,2-TRICHLOROTRIFLUOROETHANE	76-13-1	1	U	UG/L
LC34-DPT0666-083.0-20181031	1,1-DICHLOROETHENE	75-35-4	1	U	UG/L
LC34-DPT0666-083.0-20181031	CIS-1,2-DICHLOROETHENE	156-59-2	2		UG/L
LC34-DPT0666-083.0-20181031	TRANS-1,2-DICHLOROETHENE	156-60-5	1	U	UG/L
LC34-DPT0666-083.0-20181031	TRICHLOROETHENE	79-01-6	4		UG/L
LC34-DPT0666-083.0-20181031	VINYL CHLORIDE	75-01-4	1	U	UG/L
LC34-DPT0666-088.0-20181031	1,1,2-TRICHLOROTRIFLUOROETHANE	76-13-1	1	U	UG/L
LC34-DPT0666-088.0-20181031	1,1-DICHLOROETHENE	75-35-4	1	U	UG/L
LC34-DPT0666-088.0-20181031	CIS-1,2-DICHLOROETHENE	156-59-2	5		UG/L
LC34-DPT0666-088.0-20181031	TRANS-1,2-DICHLOROETHENE	156-60-5	1	U	UG/L
LC34-DPT0666-088.0-20181031	TRICHLOROETHENE	79-01-6	3		UG/L
LC34-DPT0666-088.0-20181031	VINYL CHLORIDE	75-01-4	1	U	UG/L
LC34-DPT0666-093.0-20181031	1,1,2-TRICHLOROTRIFLUOROETHANE	76-13-1	1	U	UG/L
LC34-DPT0666-093.0-20181031	1,1-DICHLOROETHENE	75-35-4	1	U	UG/L
LC34-DPT0666-093.0-20181031	CIS-1,2-DICHLOROETHENE	156-59-2	8		UG/L
LC34-DPT0666-093.0-20181031	TRANS-1,2-DICHLOROETHENE	156-60-5	1	U	UG/L
LC34-DPT0666-093.0-20181031	TRICHLOROETHENE	79-01-6	13		UG/L
LC34-DPT0666-093.0-20181031	VINYL CHLORIDE	75-01-4	3		UG/L
LC34-DPT0666-098.0-20181031	1,1,2-TRICHLOROTRIFLUOROETHANE	76-13-1	1	U	UG/L
LC34-DPT0666-098.0-20181031	1,1-DICHLOROETHENE	75-35-4	1	U	UG/L

DPT Results - DNAPL Source Zone
Launch Complex 34, SWMU CC054

Sample_ID	Parameter	CAS	Lab Result	Qualifier	Units
LC34-DPT0666-098.0-20181031	CIS-1,2-DICHLOROETHENE	156-59-2	2		UG/L
LC34-DPT0666-098.0-20181031	TRANS-1,2-DICHLOROETHENE	156-60-5	1	U	UG/L
LC34-DPT0666-098.0-20181031	TRICHLOROETHENE	79-01-6	1	U	UG/L
LC34-DPT0666-098.0-20181031	VINYL CHLORIDE	75-01-4	1	U	UG/L
LC34-DPT0667-008.0-20181031	1,1,2-TRICHLOROTRIFLUOROETHANE	76-13-1	1	U	UG/L
LC34-DPT0667-008.0-20181031	1,1-DICHLOROETHENE	75-35-4	1	U	UG/L
LC34-DPT0667-008.0-20181031	CIS-1,2-DICHLOROETHENE	156-59-2	1	U	UG/L
LC34-DPT0667-008.0-20181031	TRANS-1,2-DICHLOROETHENE	156-60-5	1	U	UG/L
LC34-DPT0667-008.0-20181031	TRICHLOROETHENE	79-01-6	1	U	UG/L
LC34-DPT0667-008.0-20181031	VINYL CHLORIDE	75-01-4	1	U	UG/L
LC34-DPT0667-013.0-20181031	1,1,2-TRICHLOROTRIFLUOROETHANE	76-13-1	1	U	UG/L
LC34-DPT0667-013.0-20181031	1,1-DICHLOROETHENE	75-35-4	1	U	UG/L
LC34-DPT0667-013.0-20181031	CIS-1,2-DICHLOROETHENE	156-59-2	1	U	UG/L
LC34-DPT0667-013.0-20181031	TRANS-1,2-DICHLOROETHENE	156-60-5	1	U	UG/L
LC34-DPT0667-013.0-20181031	TRICHLOROETHENE	79-01-6	1	U	UG/L
LC34-DPT0667-013.0-20181031	VINYL CHLORIDE	75-01-4	1	U	UG/L
LC34-DPT0667-018.0-20181031	1,1,2-TRICHLOROTRIFLUOROETHANE	76-13-1	3	U	UG/L
LC34-DPT0667-018.0-20181031	1,1-DICHLOROETHENE	75-35-4	3	U	UG/L
LC34-DPT0667-018.0-20181031	CIS-1,2-DICHLOROETHENE	156-59-2	8		UG/L
LC34-DPT0667-018.0-20181031	TRANS-1,2-DICHLOROETHENE	156-60-5	3	U	UG/L
LC34-DPT0667-018.0-20181031	TRICHLOROETHENE	79-01-6	3	U	UG/L
LC34-DPT0667-018.0-20181031	VINYL CHLORIDE	75-01-4	68		UG/L
LC34-DPT0667-023.0-20181031	1,1,2-TRICHLOROTRIFLUOROETHANE	76-13-1	100	U	UG/L
LC34-DPT0667-023.0-20181031	1,1-DICHLOROETHENE	75-35-4	100	U	UG/L
LC34-DPT0667-023.0-20181031	CIS-1,2-DICHLOROETHENE	156-59-2	7400		UG/L
LC34-DPT0667-023.0-20181031	TRANS-1,2-DICHLOROETHENE	156-60-5	100	U	UG/L
LC34-DPT0667-023.0-20181031	TRICHLOROETHENE	79-01-6	100	U	UG/L
LC34-DPT0667-023.0-20181031	VINYL CHLORIDE	75-01-4	5400		UG/L
LC34-DPT0667-028.0-20181031	1,1,2-TRICHLOROTRIFLUOROETHANE	76-13-1	290	U	UG/L

DPT Results - DNAPL Source Zone
Launch Complex 34, SWMU CC054

Sample_ID	Parameter	CAS	Lab Result	Qualifier	Units
LC34-DPT0667-028.0-20181031	1,1-DICHLOROETHENE	75-35-4	290	U	UG/L
LC34-DPT0667-028.0-20181031	CIS-1,2-DICHLOROETHENE	156-59-2	45800		UG/L
LC34-DPT0667-028.0-20181031	TRANS-1,2-DICHLOROETHENE	156-60-5	760		UG/L
LC34-DPT0667-028.0-20181031	TRICHLOROETHENE	79-01-6	290	U	UG/L
LC34-DPT0667-028.0-20181031	VINYL CHLORIDE	75-01-4	33200		UG/L
LC34-DPT0667-033.0-20181031	1,1,2-TRICHLOROTRIFLUOROETHANE	76-13-1	290	U	UG/L
LC34-DPT0667-033.0-20181031	1,1-DICHLOROETHENE	75-35-4	290	U	UG/L
LC34-DPT0667-033.0-20181031	CIS-1,2-DICHLOROETHENE	156-59-2	33600		UG/L
LC34-DPT0667-033.0-20181031	TRANS-1,2-DICHLOROETHENE	156-60-5	320		UG/L
LC34-DPT0667-033.0-20181031	TRICHLOROETHENE	79-01-6	290	U	UG/L
LC34-DPT0667-033.0-20181031	VINYL CHLORIDE	75-01-4	20100		UG/L
LC34-DPT0667-038.0-20181031	1,1,2-TRICHLOROTRIFLUOROETHANE	76-13-1	20	U	UG/L
LC34-DPT0667-038.0-20181031	1,1-DICHLOROETHENE	75-35-4	20	U	UG/L
LC34-DPT0667-038.0-20181031	CIS-1,2-DICHLOROETHENE	156-59-2	26		UG/L
LC34-DPT0667-038.0-20181031	TRANS-1,2-DICHLOROETHENE	156-60-5	20	U	UG/L
LC34-DPT0667-038.0-20181031	TRICHLOROETHENE	79-01-6	20	U	UG/L
LC34-DPT0667-038.0-20181031	VINYL CHLORIDE	75-01-4	4200		UG/L
LC34-DPT0667-043.0-20181031	1,1,2-TRICHLOROTRIFLUOROETHANE	76-13-1	2	U	UG/L
LC34-DPT0667-043.0-20181031	1,1-DICHLOROETHENE	75-35-4	2	U	UG/L
LC34-DPT0667-043.0-20181031	CIS-1,2-DICHLOROETHENE	156-59-2	11		UG/L
LC34-DPT0667-043.0-20181031	TRANS-1,2-DICHLOROETHENE	156-60-5	2	U	UG/L
LC34-DPT0667-043.0-20181031	TRICHLOROETHENE	79-01-6	2	U	UG/L
LC34-DPT0667-043.0-20181031	VINYL CHLORIDE	75-01-4	3		UG/L
LC34-DPT0667-048.0-20181031	1,1,2-TRICHLOROTRIFLUOROETHANE	76-13-1	1	U	UG/L
LC34-DPT0667-048.0-20181031	1,1-DICHLOROETHENE	75-35-4	1	U	UG/L
LC34-DPT0667-048.0-20181031	CIS-1,2-DICHLOROETHENE	156-59-2	150		UG/L
LC34-DPT0667-048.0-20181031	TRANS-1,2-DICHLOROETHENE	156-60-5	2		UG/L
LC34-DPT0667-048.0-20181031	TRICHLOROETHENE	79-01-6	1	U	UG/L
LC34-DPT0667-048.0-20181031	VINYL CHLORIDE	75-01-4	88		UG/L

DPT Results - DNAPL Source Zone
Launch Complex 34, SWMU CC054

Sample_ID	Parameter	CAS	Lab Result	Qualifier	Units
LC34-DPT0667-053.0-20181031	1,1,2-TRICHLOROTRIFLUOROETHANE	76-13-1	1	U	UG/L
LC34-DPT0667-053.0-20181031	1,1-DICHLOROETHENE	75-35-4	1	U	UG/L
LC34-DPT0667-053.0-20181031	CIS-1,2-DICHLOROETHENE	156-59-2	4		UG/L
LC34-DPT0667-053.0-20181031	TRANS-1,2-DICHLOROETHENE	156-60-5	1	U	UG/L
LC34-DPT0667-053.0-20181031	TRICHLOROETHENE	79-01-6	1	U	UG/L
LC34-DPT0667-053.0-20181031	VINYL CHLORIDE	75-01-4	1	U	UG/L
LC34-DPT0667-058.0-20181101	1,1,2-TRICHLOROTRIFLUOROETHANE	76-13-1	1	U	UG/L
LC34-DPT0667-058.0-20181101	1,1-DICHLOROETHENE	75-35-4	1	U	UG/L
LC34-DPT0667-058.0-20181101	CIS-1,2-DICHLOROETHENE	156-59-2	10		UG/L
LC34-DPT0667-058.0-20181101	TRANS-1,2-DICHLOROETHENE	156-60-5	1	U	UG/L
LC34-DPT0667-058.0-20181101	TRICHLOROETHENE	79-01-6	1	U	UG/L
LC34-DPT0667-058.0-20181101	VINYL CHLORIDE	75-01-4	2		UG/L
LC34-DPT0667-063.0-20181101	1,1,2-TRICHLOROTRIFLUOROETHANE	76-13-1	1	U	UG/L
LC34-DPT0667-063.0-20181101	1,1-DICHLOROETHENE	75-35-4	1	U	UG/L
LC34-DPT0667-063.0-20181101	CIS-1,2-DICHLOROETHENE	156-59-2	24		UG/L
LC34-DPT0667-063.0-20181101	TRANS-1,2-DICHLOROETHENE	156-60-5	1	U	UG/L
LC34-DPT0667-063.0-20181101	TRICHLOROETHENE	79-01-6	1	U	UG/L
LC34-DPT0667-063.0-20181101	VINYL CHLORIDE	75-01-4	4		UG/L
LC34-DPT0667-068.0-20181101	1,1,2-TRICHLOROTRIFLUOROETHANE	76-13-1	1	U	UG/L
LC34-DPT0667-068.0-20181101	1,1-DICHLOROETHENE	75-35-4	1	U	UG/L
LC34-DPT0667-068.0-20181101	CIS-1,2-DICHLOROETHENE	156-59-2	1		UG/L
LC34-DPT0667-068.0-20181101	TRANS-1,2-DICHLOROETHENE	156-60-5	1	U	UG/L
LC34-DPT0667-068.0-20181101	TRICHLOROETHENE	79-01-6	1	U	UG/L
LC34-DPT0667-068.0-20181101	VINYL CHLORIDE	75-01-4	1	U	UG/L
LC34-DPT0667-073.0-20181101	1,1,2-TRICHLOROTRIFLUOROETHANE	76-13-1	1	U	UG/L
LC34-DPT0667-073.0-20181101	1,1-DICHLOROETHENE	75-35-4	1	U	UG/L
LC34-DPT0667-073.0-20181101	CIS-1,2-DICHLOROETHENE	156-59-2	7		UG/L
LC34-DPT0667-073.0-20181101	TRANS-1,2-DICHLOROETHENE	156-60-5	3		UG/L
LC34-DPT0667-073.0-20181101	TRICHLOROETHENE	79-01-6	1		UG/L

DPT Results - DNAPL Source Zone
Launch Complex 34, SWMU CC054

Sample_ID	Parameter	CAS	Lab Result	Qualifier	Units
LC34-DPT0667-073.0-20181101	VINYL CHLORIDE	75-01-4	1	U	UG/L
LC34-DPT0667-078.0-20181101	1,1,2-TRICHLOROTRIFLUOROETHANE	76-13-1	1	U	UG/L
LC34-DPT0667-078.0-20181101	1,1-DICHLOROETHENE	75-35-4	1	U	UG/L
LC34-DPT0667-078.0-20181101	CIS-1,2-DICHLOROETHENE	156-59-2	9		UG/L
LC34-DPT0667-078.0-20181101	TRANS-1,2-DICHLOROETHENE	156-60-5	1	U	UG/L
LC34-DPT0667-078.0-20181101	TRICHLOROETHENE	79-01-6	1	U	UG/L
LC34-DPT0667-078.0-20181101	VINYL CHLORIDE	75-01-4	1		UG/L
LC34-DPT0667-083.0-20181101	1,1,2-TRICHLOROTRIFLUOROETHANE	76-13-1	1	U	UG/L
LC34-DPT0667-083.0-20181101	1,1-DICHLOROETHENE	75-35-4	1	U	UG/L
LC34-DPT0667-083.0-20181101	CIS-1,2-DICHLOROETHENE	156-59-2	16		UG/L
LC34-DPT0667-083.0-20181101	TRANS-1,2-DICHLOROETHENE	156-60-5	1	U	UG/L
LC34-DPT0667-083.0-20181101	TRICHLOROETHENE	79-01-6	1	U	UG/L
LC34-DPT0667-083.0-20181101	VINYL CHLORIDE	75-01-4	3		UG/L
LC34-DPT0667-088.0-20181101	1,1,2-TRICHLOROTRIFLUOROETHANE	76-13-1	1	U	UG/L
LC34-DPT0667-088.0-20181101	1,1-DICHLOROETHENE	75-35-4	1	U	UG/L
LC34-DPT0667-088.0-20181101	CIS-1,2-DICHLOROETHENE	156-59-2	35		UG/L
LC34-DPT0667-088.0-20181101	TRANS-1,2-DICHLOROETHENE	156-60-5	1	U	UG/L
LC34-DPT0667-088.0-20181101	TRICHLOROETHENE	79-01-6	1	U	UG/L
LC34-DPT0667-088.0-20181101	VINYL CHLORIDE	75-01-4	4		UG/L
LC34-DPT0667-093.0-20181101	1,1,2-TRICHLOROTRIFLUOROETHANE	76-13-1	1	U	UG/L
LC34-DPT0667-093.0-20181101	1,1-DICHLOROETHENE	75-35-4	1	U	UG/L
LC34-DPT0667-093.0-20181101	CIS-1,2-DICHLOROETHENE	156-59-2	23		UG/L
LC34-DPT0667-093.0-20181101	TRANS-1,2-DICHLOROETHENE	156-60-5	1	U	UG/L
LC34-DPT0667-093.0-20181101	TRICHLOROETHENE	79-01-6	1	U	UG/L
LC34-DPT0667-093.0-20181101	VINYL CHLORIDE	75-01-4	7		UG/L
LC34-DPT0667-098.0-20181101	1,1,2-TRICHLOROTRIFLUOROETHANE	76-13-1	1	U	UG/L
LC34-DPT0667-098.0-20181101	1,1-DICHLOROETHENE	75-35-4	1	U	UG/L
LC34-DPT0667-098.0-20181101	CIS-1,2-DICHLOROETHENE	156-59-2	40		UG/L
LC34-DPT0667-098.0-20181101	TRANS-1,2-DICHLOROETHENE	156-60-5	1	U	UG/L

DPT Results - DNAPL Source Zone
Launch Complex 34, SWMU CC054

Sample_ID	Parameter	CAS	Lab Result	Qualifier	Units
LC34-DPT0667-098.0-20181101	TRICHLOROETHENE	79-01-6	1	U	UG/L
LC34-DPT0667-098.0-20181101	VINYL CHLORIDE	75-01-4	6		UG/L
LC34-DPT0668-008.0-20181101	1,1,2-TRICHLOROTRIFLUOROETHANE	76-13-1	1	U	UG/L
LC34-DPT0668-008.0-20181101	1,1-DICHLOROETHENE	75-35-4	1	U	UG/L
LC34-DPT0668-008.0-20181101	CIS-1,2-DICHLOROETHENE	156-59-2	1	U	UG/L
LC34-DPT0668-008.0-20181101	TRANS-1,2-DICHLOROETHENE	156-60-5	1	U	UG/L
LC34-DPT0668-008.0-20181101	TRICHLOROETHENE	79-01-6	1	U	UG/L
LC34-DPT0668-008.0-20181101	VINYL CHLORIDE	75-01-4	1	U	UG/L
LC34-DPT0668-013.0-20181101	1,1,2-TRICHLOROTRIFLUOROETHANE	76-13-1	1	U	UG/L
LC34-DPT0668-013.0-20181101	1,1-DICHLOROETHENE	75-35-4	1	U	UG/L
LC34-DPT0668-013.0-20181101	CIS-1,2-DICHLOROETHENE	156-59-2	15		UG/L
LC34-DPT0668-013.0-20181101	TRANS-1,2-DICHLOROETHENE	156-60-5	1	U	UG/L
LC34-DPT0668-013.0-20181101	TRICHLOROETHENE	79-01-6	1	U	UG/L
LC34-DPT0668-013.0-20181101	VINYL CHLORIDE	75-01-4	13		UG/L
LC34-DPT0668-018.0-20181101	1,1,2-TRICHLOROTRIFLUOROETHANE	76-13-1	2	U	UG/L
LC34-DPT0668-018.0-20181101	1,1-DICHLOROETHENE	75-35-4	2	U	UG/L
LC34-DPT0668-018.0-20181101	CIS-1,2-DICHLOROETHENE	156-59-2	98		UG/L
LC34-DPT0668-018.0-20181101	TRANS-1,2-DICHLOROETHENE	156-60-5	2	U	UG/L
LC34-DPT0668-018.0-20181101	TRICHLOROETHENE	79-01-6	2	U	UG/L
LC34-DPT0668-018.0-20181101	VINYL CHLORIDE	75-01-4	140		UG/L
LC34-DPT0668-023.0-20181101	1,1,2-TRICHLOROTRIFLUOROETHANE	76-13-1	50	U	UG/L
LC34-DPT0668-023.0-20181101	1,1-DICHLOROETHENE	75-35-4	50	U	UG/L
LC34-DPT0668-023.0-20181101	CIS-1,2-DICHLOROETHENE	156-59-2	3600		UG/L
LC34-DPT0668-023.0-20181101	TRANS-1,2-DICHLOROETHENE	156-60-5	50	U	UG/L
LC34-DPT0668-023.0-20181101	TRICHLOROETHENE	79-01-6	50	U	UG/L
LC34-DPT0668-023.0-20181101	VINYL CHLORIDE	75-01-4	5400		UG/L
LC34-DPT0668-028.0-20181101	1,1,2-TRICHLOROTRIFLUOROETHANE	76-13-1	100	U	UG/L
LC34-DPT0668-028.0-20181101	1,1-DICHLOROETHENE	75-35-4	130		UG/L
LC34-DPT0668-028.0-20181101	CIS-1,2-DICHLOROETHENE	156-59-2	86200		UG/L

DPT Results - DNAPL Source Zone
Launch Complex 34, SWMU CC054

Sample_ID	Parameter	CAS	Lab Result	Qualifier	Units
LC34-DPT0668-028.0-20181101	TRANS-1,2-DICHLOROETHENE	156-60-5	190		UG/L
LC34-DPT0668-028.0-20181101	TRICHLOROETHENE	79-01-6	100	U	UG/L
LC34-DPT0668-028.0-20181101	VINYL CHLORIDE	75-01-4	9400		UG/L
LC34-DPT0668-033.0-20181101	1,1,2-TRICHLOROTRIFLUOROETHANE	76-13-1	290	U	UG/L
LC34-DPT0668-033.0-20181101	1,1-DICHLOROETHENE	75-35-4	290	U	UG/L
LC34-DPT0668-033.0-20181101	CIS-1,2-DICHLOROETHENE	156-59-2	149000		UG/L
LC34-DPT0668-033.0-20181101	TRANS-1,2-DICHLOROETHENE	156-60-5	2200		UG/L
LC34-DPT0668-033.0-20181101	TRICHLOROETHENE	79-01-6	290	U	UG/L
LC34-DPT0668-033.0-20181101	VINYL CHLORIDE	75-01-4	15500		UG/L
LC34-DPT0668-038.0-20181101	1,1,2-TRICHLOROTRIFLUOROETHANE	76-13-1	200	U	UG/L
LC34-DPT0668-038.0-20181101	1,1-DICHLOROETHENE	75-35-4	200	U	UG/L
LC34-DPT0668-038.0-20181101	CIS-1,2-DICHLOROETHENE	156-59-2	28000		UG/L
LC34-DPT0668-038.0-20181101	TRANS-1,2-DICHLOROETHENE	156-60-5	200	U	UG/L
LC34-DPT0668-038.0-20181101	TRICHLOROETHENE	79-01-6	200	U	UG/L
LC34-DPT0668-038.0-20181101	VINYL CHLORIDE	75-01-4	1300		UG/L
LC34-DPT0668-043.0-20181101	1,1,2-TRICHLOROTRIFLUOROETHANE	76-13-1	10	U	UG/L
LC34-DPT0668-043.0-20181101	1,1-DICHLOROETHENE	75-35-4	10	U	UG/L
LC34-DPT0668-043.0-20181101	CIS-1,2-DICHLOROETHENE	156-59-2	440		UG/L
LC34-DPT0668-043.0-20181101	TRANS-1,2-DICHLOROETHENE	156-60-5	10	U	UG/L
LC34-DPT0668-043.0-20181101	TRICHLOROETHENE	79-01-6	10	U	UG/L
LC34-DPT0668-043.0-20181101	VINYL CHLORIDE	75-01-4	14		UG/L
LC34-DPT0668-048.0-20181101	1,1,2-TRICHLOROTRIFLUOROETHANE	76-13-1	3	U	UG/L
LC34-DPT0668-048.0-20181101	1,1-DICHLOROETHENE	75-35-4	3	U	UG/L
LC34-DPT0668-048.0-20181101	CIS-1,2-DICHLOROETHENE	156-59-2	37		UG/L
LC34-DPT0668-048.0-20181101	TRANS-1,2-DICHLOROETHENE	156-60-5	3	U	UG/L
LC34-DPT0668-048.0-20181101	TRICHLOROETHENE	79-01-6	3	U	UG/L
LC34-DPT0668-048.0-20181101	VINYL CHLORIDE	75-01-4	3	U	UG/L
LC34-DPT0668-053.0-20181101	1,1,2-TRICHLOROTRIFLUOROETHANE	76-13-1	1	U	UG/L
LC34-DPT0668-053.0-20181101	1,1-DICHLOROETHENE	75-35-4	1	U	UG/L

DPT Results - DNAPL Source Zone
Launch Complex 34, SWMU CC054

Sample_ID	Parameter	CAS	Lab Result	Qualifier	Units
LC34-DPT0668-053.0-20181101	CIS-1,2-DICHLOROETHENE	156-59-2	18		UG/L
LC34-DPT0668-053.0-20181101	TRANS-1,2-DICHLOROETHENE	156-60-5	1	U	UG/L
LC34-DPT0668-053.0-20181101	TRICHLOROETHENE	79-01-6	1	U	UG/L
LC34-DPT0668-053.0-20181101	VINYL CHLORIDE	75-01-4	1		UG/L
LC34-DPT0668-058.0-20181101	1,1,2-TRICHLOROTRIFLUOROETHANE	76-13-1	1	U	UG/L
LC34-DPT0668-058.0-20181101	1,1-DICHLOROETHENE	75-35-4	1	U	UG/L
LC34-DPT0668-058.0-20181101	CIS-1,2-DICHLOROETHENE	156-59-2	17		UG/L
LC34-DPT0668-058.0-20181101	TRANS-1,2-DICHLOROETHENE	156-60-5	1	U	UG/L
LC34-DPT0668-058.0-20181101	TRICHLOROETHENE	79-01-6	1	U	UG/L
LC34-DPT0668-058.0-20181101	VINYL CHLORIDE	75-01-4	1	U	UG/L
LC34-DPT0668-063.0-20181101	1,1,2-TRICHLOROTRIFLUOROETHANE	76-13-1	3	U	UG/L
LC34-DPT0668-063.0-20181101	1,1-DICHLOROETHENE	75-35-4	3	U	UG/L
LC34-DPT0668-063.0-20181101	CIS-1,2-DICHLOROETHENE	156-59-2	170		UG/L
LC34-DPT0668-063.0-20181101	TRANS-1,2-DICHLOROETHENE	156-60-5	3	U	UG/L
LC34-DPT0668-063.0-20181101	TRICHLOROETHENE	79-01-6	3	U	UG/L
LC34-DPT0668-063.0-20181101	VINYL CHLORIDE	75-01-4	10		UG/L
LC34-DPT0668-068.0-20181102	1,1,2-TRICHLOROTRIFLUOROETHANE	76-13-1	1	U	UG/L
LC34-DPT0668-068.0-20181102	1,1-DICHLOROETHENE	75-35-4	1	U	UG/L
LC34-DPT0668-068.0-20181102	CIS-1,2-DICHLOROETHENE	156-59-2	210		UG/L
LC34-DPT0668-068.0-20181102	TRANS-1,2-DICHLOROETHENE	156-60-5	1		UG/L
LC34-DPT0668-068.0-20181102	TRICHLOROETHENE	79-01-6	1	U	UG/L
LC34-DPT0668-068.0-20181102	VINYL CHLORIDE	75-01-4	4		UG/L
LC34-DPT0668-073.0-20181102	1,1,2-TRICHLOROTRIFLUOROETHANE	76-13-1	1	U	UG/L
LC34-DPT0668-073.0-20181102	1,1-DICHLOROETHENE	75-35-4	1	U	UG/L
LC34-DPT0668-073.0-20181102	CIS-1,2-DICHLOROETHENE	156-59-2	6		UG/L
LC34-DPT0668-073.0-20181102	TRANS-1,2-DICHLOROETHENE	156-60-5	1	U	UG/L
LC34-DPT0668-073.0-20181102	TRICHLOROETHENE	79-01-6	1	U	UG/L
LC34-DPT0668-073.0-20181102	VINYL CHLORIDE	75-01-4	1	U	UG/L
LC34-DPT0668-078.0-20181102	1,1,2-TRICHLOROTRIFLUOROETHANE	76-13-1	1	U	UG/L

DPT Results - DNAPL Source Zone
Launch Complex 34, SWMU CC054

Sample_ID	Parameter	CAS	Lab Result	Qualifier	Units
LC34-DPT0668-078.0-20181102	1,1-DICHLOROETHENE	75-35-4	1	U	UG/L
LC34-DPT0668-078.0-20181102	CIS-1,2-DICHLOROETHENE	156-59-2	28		UG/L
LC34-DPT0668-078.0-20181102	TRANS-1,2-DICHLOROETHENE	156-60-5	1	U	UG/L
LC34-DPT0668-078.0-20181102	TRICHLOROETHENE	79-01-6	1	U	UG/L
LC34-DPT0668-078.0-20181102	VINYL CHLORIDE	75-01-4	1		UG/L
LC34-DPT0668-083.0-20181102	1,1,2-TRICHLOROTRIFLUOROETHANE	76-13-1	1	U	UG/L
LC34-DPT0668-083.0-20181102	1,1-DICHLOROETHENE	75-35-4	1	U	UG/L
LC34-DPT0668-083.0-20181102	CIS-1,2-DICHLOROETHENE	156-59-2	120		UG/L
LC34-DPT0668-083.0-20181102	TRANS-1,2-DICHLOROETHENE	156-60-5	2		UG/L
LC34-DPT0668-083.0-20181102	TRICHLOROETHENE	79-01-6	1	U	UG/L
LC34-DPT0668-083.0-20181102	VINYL CHLORIDE	75-01-4	5		UG/L
LC34-DPT0668-088.0-20181102	1,1,2-TRICHLOROTRIFLUOROETHANE	76-13-1	1	U	UG/L
LC34-DPT0668-088.0-20181102	1,1-DICHLOROETHENE	75-35-4	1	U	UG/L
LC34-DPT0668-088.0-20181102	CIS-1,2-DICHLOROETHENE	156-59-2	150		UG/L
LC34-DPT0668-088.0-20181102	TRANS-1,2-DICHLOROETHENE	156-60-5	2		UG/L
LC34-DPT0668-088.0-20181102	TRICHLOROETHENE	79-01-6	1	U	UG/L
LC34-DPT0668-088.0-20181102	VINYL CHLORIDE	75-01-4	13		UG/L
LC34-DPT0668-093.0-20181102	1,1,2-TRICHLOROTRIFLUOROETHANE	76-13-1	1	U	UG/L
LC34-DPT0668-093.0-20181102	1,1-DICHLOROETHENE	75-35-4	1	U	UG/L
LC34-DPT0668-093.0-20181102	CIS-1,2-DICHLOROETHENE	156-59-2	330		UG/L
LC34-DPT0668-093.0-20181102	TRANS-1,2-DICHLOROETHENE	156-60-5	4		UG/L
LC34-DPT0668-093.0-20181102	TRICHLOROETHENE	79-01-6	1	U	UG/L
LC34-DPT0668-093.0-20181102	VINYL CHLORIDE	75-01-4	12		UG/L
LC34-DPT0668-098.0-20181102	1,1,2-TRICHLOROTRIFLUOROETHANE	76-13-1	1	U	UG/L
LC34-DPT0668-098.0-20181102	1,1-DICHLOROETHENE	75-35-4	1	U	UG/L
LC34-DPT0668-098.0-20181102	CIS-1,2-DICHLOROETHENE	156-59-2	11		UG/L
LC34-DPT0668-098.0-20181102	TRANS-1,2-DICHLOROETHENE	156-60-5	1	U	UG/L
LC34-DPT0668-098.0-20181102	TRICHLOROETHENE	79-01-6	1	U	UG/L
LC34-DPT0668-098.0-20181102	VINYL CHLORIDE	75-01-4	1	U	UG/L

DPT Results - DNAPL Source Zone
Launch Complex 34, SWMU CC054

Sample_ID	Parameter	CAS	Lab Result	Qualifier	Units
LC34-DPT0669-008.0-20181102	1,1,2-TRICHLOROTRIFLUOROETHANE	76-13-1	1	U	UG/L
LC34-DPT0669-008.0-20181102	1,1-DICHLOROETHENE	75-35-4	1	U	UG/L
LC34-DPT0669-008.0-20181102	CIS-1,2-DICHLOROETHENE	156-59-2	1	U	UG/L
LC34-DPT0669-008.0-20181102	TRANS-1,2-DICHLOROETHENE	156-60-5	1	U	UG/L
LC34-DPT0669-008.0-20181102	TRICHLOROETHENE	79-01-6	1	U	UG/L
LC34-DPT0669-008.0-20181102	VINYL CHLORIDE	75-01-4	1	U	UG/L
LC34-DPT0669-013.0-20181102	1,1,2-TRICHLOROTRIFLUOROETHANE	76-13-1	1	U	UG/L
LC34-DPT0669-013.0-20181102	1,1-DICHLOROETHENE	75-35-4	1	U	UG/L
LC34-DPT0669-013.0-20181102	CIS-1,2-DICHLOROETHENE	156-59-2	2		UG/L
LC34-DPT0669-013.0-20181102	TRANS-1,2-DICHLOROETHENE	156-60-5	1	U	UG/L
LC34-DPT0669-013.0-20181102	TRICHLOROETHENE	79-01-6	1		UG/L
LC34-DPT0669-013.0-20181102	VINYL CHLORIDE	75-01-4	1	U	UG/L
LC34-DPT0669-018.0-20181102	1,1,2-TRICHLOROTRIFLUOROETHANE	76-13-1	1	U	UG/L
LC34-DPT0669-018.0-20181102	1,1-DICHLOROETHENE	75-35-4	1	U	UG/L
LC34-DPT0669-018.0-20181102	CIS-1,2-DICHLOROETHENE	156-59-2	19		UG/L
LC34-DPT0669-018.0-20181102	TRANS-1,2-DICHLOROETHENE	156-60-5	1	U	UG/L
LC34-DPT0669-018.0-20181102	TRICHLOROETHENE	79-01-6	1	U	UG/L
LC34-DPT0669-018.0-20181102	VINYL CHLORIDE	75-01-4	7		UG/L
LC34-DPT0669-023.0-20181102	1,1,2-TRICHLOROTRIFLUOROETHANE	76-13-1	3	U	UG/L
LC34-DPT0669-023.0-20181102	1,1-DICHLOROETHENE	75-35-4	3	U	UG/L
LC34-DPT0669-023.0-20181102	CIS-1,2-DICHLOROETHENE	156-59-2	6		UG/L
LC34-DPT0669-023.0-20181102	TRANS-1,2-DICHLOROETHENE	156-60-5	3	U	UG/L
LC34-DPT0669-023.0-20181102	TRICHLOROETHENE	79-01-6	3	U	UG/L
LC34-DPT0669-023.0-20181102	VINYL CHLORIDE	75-01-4	58		UG/L
LC34-DPT0669-028.0-20181102	1,1,2-TRICHLOROTRIFLUOROETHANE	76-13-1	1000	U	UG/L
LC34-DPT0669-028.0-20181102	1,1-DICHLOROETHENE	75-35-4	1000	U	UG/L
LC34-DPT0669-028.0-20181102	CIS-1,2-DICHLOROETHENE	156-59-2	77800		UG/L
LC34-DPT0669-028.0-20181102	TRANS-1,2-DICHLOROETHENE	156-60-5	1600		UG/L
LC34-DPT0669-028.0-20181102	TRICHLOROETHENE	79-01-6	1000	U	UG/L

DPT Results - DNAPL Source Zone
Launch Complex 34, SWMU CC054

Sample_ID	Parameter	CAS	Lab Result	Qualifier	Units
LC34-DPT0669-028.0-20181102	VINYL CHLORIDE	75-01-4	22900		UG/L
LC34-DPT0669-033.0-20181102	1,1,2-TRICHLOROTRIFLUOROETHANE	76-13-1	290	U	UG/L
LC34-DPT0669-033.0-20181102	1,1-DICHLOROETHENE	75-35-4	290	U	UG/L
LC34-DPT0669-033.0-20181102	CIS-1,2-DICHLOROETHENE	156-59-2	80700		UG/L
LC34-DPT0669-033.0-20181102	TRANS-1,2-DICHLOROETHENE	156-60-5	1700		UG/L
LC34-DPT0669-033.0-20181102	TRICHLOROETHENE	79-01-6	290	U	UG/L
LC34-DPT0669-033.0-20181102	VINYL CHLORIDE	75-01-4	26800		UG/L
LC34-DPT0669-038.0-20181102	1,1,2-TRICHLOROTRIFLUOROETHANE	76-13-1	290	U	UG/L
LC34-DPT0669-038.0-20181102	1,1-DICHLOROETHENE	75-35-4	290	U	UG/L
LC34-DPT0669-038.0-20181102	CIS-1,2-DICHLOROETHENE	156-59-2	53700		UG/L
LC34-DPT0669-038.0-20181102	TRANS-1,2-DICHLOROETHENE	156-60-5	490		UG/L
LC34-DPT0669-038.0-20181102	TRICHLOROETHENE	79-01-6	290	U	UG/L
LC34-DPT0669-038.0-20181102	VINYL CHLORIDE	75-01-4	11800		UG/L
LC34-DPT0669-043.0-20181102	1,1,2-TRICHLOROTRIFLUOROETHANE	76-13-1	100	U	UG/L
LC34-DPT0669-043.0-20181102	1,1-DICHLOROETHENE	75-35-4	100	U	UG/L
LC34-DPT0669-043.0-20181102	CIS-1,2-DICHLOROETHENE	156-59-2	2500		UG/L
LC34-DPT0669-043.0-20181102	TRANS-1,2-DICHLOROETHENE	156-60-5	100	U	UG/L
LC34-DPT0669-043.0-20181102	TRICHLOROETHENE	79-01-6	100	U	UG/L
LC34-DPT0669-043.0-20181102	VINYL CHLORIDE	75-01-4	270		UG/L
LC34-DPT0669-048.0-20181102	1,1,2-TRICHLOROTRIFLUOROETHANE	76-13-1	3	U	UG/L
LC34-DPT0669-048.0-20181102	1,1-DICHLOROETHENE	75-35-4	3	U	UG/L
LC34-DPT0669-048.0-20181102	CIS-1,2-DICHLOROETHENE	156-59-2	32		UG/L
LC34-DPT0669-048.0-20181102	TRANS-1,2-DICHLOROETHENE	156-60-5	3	U	UG/L
LC34-DPT0669-048.0-20181102	TRICHLOROETHENE	79-01-6	3	U	UG/L
LC34-DPT0669-048.0-20181102	VINYL CHLORIDE	75-01-4	6		UG/L
LC34-DPT0669-053.0-20181102	1,1,2-TRICHLOROTRIFLUOROETHANE	76-13-1	2	U	UG/L
LC34-DPT0669-053.0-20181102	1,1-DICHLOROETHENE	75-35-4	2	U	UG/L
LC34-DPT0669-053.0-20181102	CIS-1,2-DICHLOROETHENE	156-59-2	37		UG/L
LC34-DPT0669-053.0-20181102	TRANS-1,2-DICHLOROETHENE	156-60-5	2	U	UG/L

DPT Results - DNAPL Source Zone
Launch Complex 34, SWMU CC054

Sample_ID	Parameter	CAS	Lab Result	Qualifier	Units
LC34-DPT0669-053.0-20181102	TRICHLOROETHENE	79-01-6	2	U	UG/L
LC34-DPT0669-053.0-20181102	VINYL CHLORIDE	75-01-4	6		UG/L
LC34-DPT0669-058.0-20181102	1,1,2-TRICHLOROTRIFLUOROETHANE	76-13-1	2	U	UG/L
LC34-DPT0669-058.0-20181102	1,1-DICHLOROETHENE	75-35-4	2	U	UG/L
LC34-DPT0669-058.0-20181102	CIS-1,2-DICHLOROETHENE	156-59-2	43		UG/L
LC34-DPT0669-058.0-20181102	TRANS-1,2-DICHLOROETHENE	156-60-5	2	U	UG/L
LC34-DPT0669-058.0-20181102	TRICHLOROETHENE	79-01-6	3		UG/L
LC34-DPT0669-058.0-20181102	VINYL CHLORIDE	75-01-4	4		UG/L
LC34-DPT0669-063.0-20181102	1,1,2-TRICHLOROTRIFLUOROETHANE	76-13-1	3	U	UG/L
LC34-DPT0669-063.0-20181102	1,1-DICHLOROETHENE	75-35-4	3	U	UG/L
LC34-DPT0669-063.0-20181102	CIS-1,2-DICHLOROETHENE	156-59-2	290		UG/L
LC34-DPT0669-063.0-20181102	TRANS-1,2-DICHLOROETHENE	156-60-5	3	U	UG/L
LC34-DPT0669-063.0-20181102	TRICHLOROETHENE	79-01-6	4		UG/L
LC34-DPT0669-063.0-20181102	VINYL CHLORIDE	75-01-4	13		UG/L
LC34-DPT0669-068.0-20181105	1,1,2-TRICHLOROTRIFLUOROETHANE	76-13-1	1	U	UG/L
LC34-DPT0669-068.0-20181105	1,1-DICHLOROETHENE	75-35-4	1	U	UG/L
LC34-DPT0669-068.0-20181105	CIS-1,2-DICHLOROETHENE	156-59-2	4		UG/L
LC34-DPT0669-068.0-20181105	TRANS-1,2-DICHLOROETHENE	156-60-5	1	U	UG/L
LC34-DPT0669-068.0-20181105	TRICHLOROETHENE	79-01-6	1	U	UG/L
LC34-DPT0669-068.0-20181105	VINYL CHLORIDE	75-01-4	1	U	UG/L
LC34-DPT0669-073.0-20181105	1,1,2-TRICHLOROTRIFLUOROETHANE	76-13-1	1	U	UG/L
LC34-DPT0669-073.0-20181105	1,1-DICHLOROETHENE	75-35-4	1	U	UG/L
LC34-DPT0669-073.0-20181105	CIS-1,2-DICHLOROETHENE	156-59-2	3		UG/L
LC34-DPT0669-073.0-20181105	TRANS-1,2-DICHLOROETHENE	156-60-5	1	U	UG/L
LC34-DPT0669-073.0-20181105	TRICHLOROETHENE	79-01-6	1	U	UG/L
LC34-DPT0669-073.0-20181105	VINYL CHLORIDE	75-01-4	1	U	UG/L
LC34-DPT0669-078.0-20181105	1,1,2-TRICHLOROTRIFLUOROETHANE	76-13-1	3	U	UG/L
LC34-DPT0669-078.0-20181105	1,1-DICHLOROETHENE	75-35-4	3	U	UG/L
LC34-DPT0669-078.0-20181105	CIS-1,2-DICHLOROETHENE	156-59-2	210		UG/L

DPT Results - DNAPL Source Zone
Launch Complex 34, SWMU CC054

Sample_ID	Parameter	CAS	Lab Result	Qualifier	Units
LC34-DPT0669-078.0-20181105	TRANS-1,2-DICHLOROETHENE	156-60-5	21		UG/L
LC34-DPT0669-078.0-20181105	TRICHLOROETHENE	79-01-6	37		UG/L
LC34-DPT0669-078.0-20181105	VINYL CHLORIDE	75-01-4	3	U	UG/L
LC34-DPT0669-083.0-20181105	1,1,2-TRICHLOROTRIFLUOROETHANE	76-13-1	1	U	UG/L
LC34-DPT0669-083.0-20181105	1,1-DICHLOROETHENE	75-35-4	1	U	UG/L
LC34-DPT0669-083.0-20181105	CIS-1,2-DICHLOROETHENE	156-59-2	44		UG/L
LC34-DPT0669-083.0-20181105	TRANS-1,2-DICHLOROETHENE	156-60-5	1	U	UG/L
LC34-DPT0669-083.0-20181105	TRICHLOROETHENE	79-01-6	1	U	UG/L
LC34-DPT0669-083.0-20181105	VINYL CHLORIDE	75-01-4	1		UG/L
LC34-DPT0669-088.0-20181105	1,1,2-TRICHLOROTRIFLUOROETHANE	76-13-1	1	U	UG/L
LC34-DPT0669-088.0-20181105	1,1-DICHLOROETHENE	75-35-4	1	U	UG/L
LC34-DPT0669-088.0-20181105	CIS-1,2-DICHLOROETHENE	156-59-2	3		UG/L
LC34-DPT0669-088.0-20181105	TRANS-1,2-DICHLOROETHENE	156-60-5	1	U	UG/L
LC34-DPT0669-088.0-20181105	TRICHLOROETHENE	79-01-6	1	U	UG/L
LC34-DPT0669-088.0-20181105	VINYL CHLORIDE	75-01-4	1	U	UG/L
LC34-DPT0669-093.0-20181105	1,1,2-TRICHLOROTRIFLUOROETHANE	76-13-1	1	U	UG/L
LC34-DPT0669-093.0-20181105	1,1-DICHLOROETHENE	75-35-4	1	U	UG/L
LC34-DPT0669-093.0-20181105	CIS-1,2-DICHLOROETHENE	156-59-2	76		UG/L
LC34-DPT0669-093.0-20181105	TRANS-1,2-DICHLOROETHENE	156-60-5	1	U	UG/L
LC34-DPT0669-093.0-20181105	TRICHLOROETHENE	79-01-6	1	U	UG/L
LC34-DPT0669-093.0-20181105	VINYL CHLORIDE	75-01-4	7		UG/L
LC34-DPT0669-098.0-20181105	1,1,2-TRICHLOROTRIFLUOROETHANE	76-13-1	1	U	UG/L
LC34-DPT0669-098.0-20181105	1,1-DICHLOROETHENE	75-35-4	1	U	UG/L
LC34-DPT0669-098.0-20181105	CIS-1,2-DICHLOROETHENE	156-59-2	1	U	UG/L
LC34-DPT0669-098.0-20181105	TRANS-1,2-DICHLOROETHENE	156-60-5	1	U	UG/L
LC34-DPT0669-098.0-20181105	TRICHLOROETHENE	79-01-6	1	U	UG/L
LC34-DPT0669-098.0-20181105	VINYL CHLORIDE	75-01-4	1	U	UG/L
LC34-DPT0670-008.0-20181119	1,1,2-TRICHLOROTRIFLUOROETHANE	76-13-1	1	U	UG/L
LC34-DPT0670-008.0-20181119	1,1-DICHLOROETHENE	75-35-4	1	U	UG/L

DPT Results - DNAPL Source Zone
Launch Complex 34, SWMU CC054

Sample_ID	Parameter	CAS	Lab Result	Qualifier	Units
LC34-DPT0670-008.0-20181119	CIS-1,2-DICHLOROETHENE	156-59-2	1	U	UG/L
LC34-DPT0670-008.0-20181119	TRANS-1,2-DICHLOROETHENE	156-60-5	1	U	UG/L
LC34-DPT0670-008.0-20181119	TRICHLOROETHENE	79-01-6	1	U	UG/L
LC34-DPT0670-008.0-20181119	VINYL CHLORIDE	75-01-4	1	U	UG/L
LC34-DPT0670-013.0-20181119	1,1,2-TRICHLOROTRIFLUOROETHANE	76-13-1	1	U	UG/L
LC34-DPT0670-013.0-20181119	1,1-DICHLOROETHENE	75-35-4	1	U	UG/L
LC34-DPT0670-013.0-20181119	CIS-1,2-DICHLOROETHENE	156-59-2	4		UG/L
LC34-DPT0670-013.0-20181119	TRANS-1,2-DICHLOROETHENE	156-60-5	1	U	UG/L
LC34-DPT0670-013.0-20181119	TRICHLOROETHENE	79-01-6	4		UG/L
LC34-DPT0670-013.0-20181119	VINYL CHLORIDE	75-01-4	5		UG/L
LC34-DPT0670-018.0-20181119	1,1,2-TRICHLOROTRIFLUOROETHANE	76-13-1	1	U	UG/L
LC34-DPT0670-018.0-20181119	1,1-DICHLOROETHENE	75-35-4	1	U	UG/L
LC34-DPT0670-018.0-20181119	CIS-1,2-DICHLOROETHENE	156-59-2	18		UG/L
LC34-DPT0670-018.0-20181119	TRANS-1,2-DICHLOROETHENE	156-60-5	1	U	UG/L
LC34-DPT0670-018.0-20181119	TRICHLOROETHENE	79-01-6	2		UG/L
LC34-DPT0670-018.0-20181119	VINYL CHLORIDE	75-01-4	38		UG/L
LC34-DPT0670-023.0-20181119	1,1,2-TRICHLOROTRIFLUOROETHANE	76-13-1	1	U	UG/L
LC34-DPT0670-023.0-20181119	1,1-DICHLOROETHENE	75-35-4	1	U	UG/L
LC34-DPT0670-023.0-20181119	CIS-1,2-DICHLOROETHENE	156-59-2	6		UG/L
LC34-DPT0670-023.0-20181119	TRANS-1,2-DICHLOROETHENE	156-60-5	1	U	UG/L
LC34-DPT0670-023.0-20181119	TRICHLOROETHENE	79-01-6	4		UG/L
LC34-DPT0670-023.0-20181119	VINYL CHLORIDE	75-01-4	84		UG/L
LC34-DPT0670-028.0-20181119	1,1,2-TRICHLOROTRIFLUOROETHANE	76-13-1	1	U	UG/L
LC34-DPT0670-028.0-20181119	1,1-DICHLOROETHENE	75-35-4	1		UG/L
LC34-DPT0670-028.0-20181119	CIS-1,2-DICHLOROETHENE	156-59-2	12		UG/L
LC34-DPT0670-028.0-20181119	TRANS-1,2-DICHLOROETHENE	156-60-5	1		UG/L
LC34-DPT0670-028.0-20181119	TRICHLOROETHENE	79-01-6	6		UG/L
LC34-DPT0670-028.0-20181119	VINYL CHLORIDE	75-01-4	530		UG/L
LC34-DPT0670-033.0-20181119	1,1,2-TRICHLOROTRIFLUOROETHANE	76-13-1	50	U	UG/L

DPT Results - DNAPL Source Zone
Launch Complex 34, SWMU CC054

Sample_ID	Parameter	CAS	Lab Result	Qualifier	Units
LC34-DPT0670-033.0-20181119	1,1-DICHLOROETHENE	75-35-4	50	U	UG/L
LC34-DPT0670-033.0-20181119	CIS-1,2-DICHLOROETHENE	156-59-2	2000		UG/L
LC34-DPT0670-033.0-20181119	TRANS-1,2-DICHLOROETHENE	156-60-5	240		UG/L
LC34-DPT0670-033.0-20181119	TRICHLOROETHENE	79-01-6	140		UG/L
LC34-DPT0670-033.0-20181119	VINYL CHLORIDE	75-01-4	5600		UG/L
LC34-DPT0670-038.0-20181119	1,1,2-TRICHLOROTRIFLUOROETHANE	76-13-1	200	U	UG/L
LC34-DPT0670-038.0-20181119	1,1-DICHLOROETHENE	75-35-4	200	U	UG/L
LC34-DPT0670-038.0-20181119	CIS-1,2-DICHLOROETHENE	156-59-2	44100		UG/L
LC34-DPT0670-038.0-20181119	TRANS-1,2-DICHLOROETHENE	156-60-5	4200		UG/L
LC34-DPT0670-038.0-20181119	TRICHLOROETHENE	79-01-6	25800		UG/L
LC34-DPT0670-038.0-20181119	VINYL CHLORIDE	75-01-4	5800		UG/L
LC34-DPT0670-043.0-20181119	1,1,2-TRICHLOROTRIFLUOROETHANE	76-13-1	200	U	UG/L
LC34-DPT0670-043.0-20181119	1,1-DICHLOROETHENE	75-35-4	200	U	UG/L
LC34-DPT0670-043.0-20181119	CIS-1,2-DICHLOROETHENE	156-59-2	139000	J	UG/L
LC34-DPT0670-043.0-20181119	TRANS-1,2-DICHLOROETHENE	156-60-5	1100		UG/L
LC34-DPT0670-043.0-20181119	TRICHLOROETHENE	79-01-6	20100		UG/L
LC34-DPT0670-043.0-20181119	VINYL CHLORIDE	75-01-4	4200		UG/L
LC34-DPT0670-048.0-20181119	1,1,2-TRICHLOROTRIFLUOROETHANE	76-13-1	1	U	UG/L
LC34-DPT0670-048.0-20181119	1,1-DICHLOROETHENE	75-35-4	1	U	UG/L
LC34-DPT0670-048.0-20181119	CIS-1,2-DICHLOROETHENE	156-59-2	9		UG/L
LC34-DPT0670-048.0-20181119	TRANS-1,2-DICHLOROETHENE	156-60-5	1	U	UG/L
LC34-DPT0670-048.0-20181119	TRICHLOROETHENE	79-01-6	2		UG/L
LC34-DPT0670-048.0-20181119	VINYL CHLORIDE	75-01-4	1	U	UG/L
LC34-DPT0670-053.0-20181119	1,1,2-TRICHLOROTRIFLUOROETHANE	76-13-1	1	U	UG/L
LC34-DPT0670-053.0-20181119	1,1-DICHLOROETHENE	75-35-4	1	U	UG/L
LC34-DPT0670-053.0-20181119	CIS-1,2-DICHLOROETHENE	156-59-2	7		UG/L
LC34-DPT0670-053.0-20181119	TRANS-1,2-DICHLOROETHENE	156-60-5	1	U	UG/L
LC34-DPT0670-053.0-20181119	TRICHLOROETHENE	79-01-6	5		UG/L
LC34-DPT0670-053.0-20181119	VINYL CHLORIDE	75-01-4	1	U	UG/L

DPT Results - DNAPL Source Zone
Launch Complex 34, SWMU CC054

Sample_ID	Parameter	CAS	Lab Result	Qualifier	Units
LC34-DPT0670-058.0-20181119	1,1,2-TRICHLOROTRIFLUOROETHANE	76-13-1	1	U	UG/L
LC34-DPT0670-058.0-20181119	1,1-DICHLOROETHENE	75-35-4	1	U	UG/L
LC34-DPT0670-058.0-20181119	CIS-1,2-DICHLOROETHENE	156-59-2	3		UG/L
LC34-DPT0670-058.0-20181119	TRANS-1,2-DICHLOROETHENE	156-60-5	1	U	UG/L
LC34-DPT0670-058.0-20181119	TRICHLOROETHENE	79-01-6	3		UG/L
LC34-DPT0670-058.0-20181119	VINYL CHLORIDE	75-01-4	1	U	UG/L
LC34-DPT0670-063.0-20181119	1,1,2-TRICHLOROTRIFLUOROETHANE	76-13-1	1	U	UG/L
LC34-DPT0670-063.0-20181119	1,1-DICHLOROETHENE	75-35-4	1	U	UG/L
LC34-DPT0670-063.0-20181119	CIS-1,2-DICHLOROETHENE	156-59-2	13		UG/L
LC34-DPT0670-063.0-20181119	TRANS-1,2-DICHLOROETHENE	156-60-5	1	U	UG/L
LC34-DPT0670-063.0-20181119	TRICHLOROETHENE	79-01-6	13		UG/L
LC34-DPT0670-063.0-20181119	VINYL CHLORIDE	75-01-4	1	U	UG/L
LC34-DPT0670-068.0-20181119	1,1,2-TRICHLOROTRIFLUOROETHANE	76-13-1	1	U	UG/L
LC34-DPT0670-068.0-20181119	1,1-DICHLOROETHENE	75-35-4	1	U	UG/L
LC34-DPT0670-068.0-20181119	CIS-1,2-DICHLOROETHENE	156-59-2	4		UG/L
LC34-DPT0670-068.0-20181119	TRANS-1,2-DICHLOROETHENE	156-60-5	1	U	UG/L
LC34-DPT0670-068.0-20181119	TRICHLOROETHENE	79-01-6	3		UG/L
LC34-DPT0670-068.0-20181119	VINYL CHLORIDE	75-01-4	1	U	UG/L
LC34-DPT0670-073.0-20181119	1,1,2-TRICHLOROTRIFLUOROETHANE	76-13-1	1	U	UG/L
LC34-DPT0670-073.0-20181119	1,1-DICHLOROETHENE	75-35-4	1	U	UG/L
LC34-DPT0670-073.0-20181119	CIS-1,2-DICHLOROETHENE	156-59-2	1		UG/L
LC34-DPT0670-073.0-20181119	TRANS-1,2-DICHLOROETHENE	156-60-5	1	U	UG/L
LC34-DPT0670-073.0-20181119	TRICHLOROETHENE	79-01-6	1		UG/L
LC34-DPT0670-073.0-20181119	VINYL CHLORIDE	75-01-4	1	U	UG/L
LC34-DPT0670-078.0-20181119	1,1,2-TRICHLOROTRIFLUOROETHANE	76-13-1	1	U	UG/L
LC34-DPT0670-078.0-20181119	1,1-DICHLOROETHENE	75-35-4	1	U	UG/L
LC34-DPT0670-078.0-20181119	CIS-1,2-DICHLOROETHENE	156-59-2	1	U	UG/L
LC34-DPT0670-078.0-20181119	TRANS-1,2-DICHLOROETHENE	156-60-5	1	U	UG/L
LC34-DPT0670-078.0-20181119	TRICHLOROETHENE	79-01-6	1	U	UG/L

DPT Results - DNAPL Source Zone
Launch Complex 34, SWMU CC054

Sample_ID	Parameter	CAS	Lab Result	Qualifier	Units
LC34-DPT0670-078.0-20181119	VINYL CHLORIDE	75-01-4	1	U	UG/L
LC34-DPT0670-083.0-20181119	1,1,2-TRICHLOROTRIFLUOROETHANE	76-13-1	1	U	UG/L
LC34-DPT0670-083.0-20181119	1,1-DICHLOROETHENE	75-35-4	1	U	UG/L
LC34-DPT0670-083.0-20181119	CIS-1,2-DICHLOROETHENE	156-59-2	6		UG/L
LC34-DPT0670-083.0-20181119	TRANS-1,2-DICHLOROETHENE	156-60-5	1	U	UG/L
LC34-DPT0670-083.0-20181119	TRICHLOROETHENE	79-01-6	7		UG/L
LC34-DPT0670-083.0-20181119	VINYL CHLORIDE	75-01-4	1	U	UG/L
LC34-DPT0670-088.0-20181119	1,1,2-TRICHLOROTRIFLUOROETHANE	76-13-1	1	U	UG/L
LC34-DPT0670-088.0-20181119	1,1-DICHLOROETHENE	75-35-4	1	U	UG/L
LC34-DPT0670-088.0-20181119	CIS-1,2-DICHLOROETHENE	156-59-2	14		UG/L
LC34-DPT0670-088.0-20181119	TRANS-1,2-DICHLOROETHENE	156-60-5	1	U	UG/L
LC34-DPT0670-088.0-20181119	TRICHLOROETHENE	79-01-6	13		UG/L
LC34-DPT0670-088.0-20181119	VINYL CHLORIDE	75-01-4	1	U	UG/L
LC34-DPT0670-093.0-20181119	1,1,2-TRICHLOROTRIFLUOROETHANE	76-13-1	1	U	UG/L
LC34-DPT0670-093.0-20181119	1,1-DICHLOROETHENE	75-35-4	1	U	UG/L
LC34-DPT0670-093.0-20181119	CIS-1,2-DICHLOROETHENE	156-59-2	1	U	UG/L
LC34-DPT0670-093.0-20181119	TRANS-1,2-DICHLOROETHENE	156-60-5	1	U	UG/L
LC34-DPT0670-093.0-20181119	TRICHLOROETHENE	79-01-6	1	U	UG/L
LC34-DPT0670-093.0-20181119	VINYL CHLORIDE	75-01-4	1	U	UG/L
LC34-DPT0670-098.0-20181119	1,1,2-TRICHLOROTRIFLUOROETHANE	76-13-1	2	U	UG/L
LC34-DPT0670-098.0-20181119	1,1-DICHLOROETHENE	75-35-4	2	U	UG/L
LC34-DPT0670-098.0-20181119	CIS-1,2-DICHLOROETHENE	156-59-2	1100		UG/L
LC34-DPT0670-098.0-20181119	TRANS-1,2-DICHLOROETHENE	156-60-5	27		UG/L
LC34-DPT0670-098.0-20181119	TRICHLOROETHENE	79-01-6	240		UG/L
LC34-DPT0670-098.0-20181119	VINYL CHLORIDE	75-01-4	20		UG/L
LC34-DPT0671-008.0-20181120	1,1,2-TRICHLOROTRIFLUOROETHANE	76-13-1	1	U	UG/L
LC34-DPT0671-008.0-20181120	1,1-DICHLOROETHENE	75-35-4	1	U	UG/L
LC34-DPT0671-008.0-20181120	CIS-1,2-DICHLOROETHENE	156-59-2	16		UG/L
LC34-DPT0671-008.0-20181120	TRANS-1,2-DICHLOROETHENE	156-60-5	1	U	UG/L

DPT Results - DNAPL Source Zone
Launch Complex 34, SWMU CC054

Sample_ID	Parameter	CAS	Lab Result	Qualifier	Units
LC34-DPT0671-008.0-20181120	TRICHLOROETHENE	79-01-6	1	U	UG/L
LC34-DPT0671-008.0-20181120	VINYL CHLORIDE	75-01-4	10		UG/L
LC34-DPT0671-013.0-20181120	1,1,2-TRICHLOROTRIFLUOROETHANE	76-13-1	1	U	UG/L
LC34-DPT0671-013.0-20181120	1,1-DICHLOROETHENE	75-35-4	1	U	UG/L
LC34-DPT0671-013.0-20181120	CIS-1,2-DICHLOROETHENE	156-59-2	26		UG/L
LC34-DPT0671-013.0-20181120	TRANS-1,2-DICHLOROETHENE	156-60-5	1	U	UG/L
LC34-DPT0671-013.0-20181120	TRICHLOROETHENE	79-01-6	1		UG/L
LC34-DPT0671-013.0-20181120	VINYL CHLORIDE	75-01-4	6		UG/L
LC34-DPT0671-018.0-20181120	1,1,2-TRICHLOROTRIFLUOROETHANE	76-13-1	3	U	UG/L
LC34-DPT0671-018.0-20181120	1,1-DICHLOROETHENE	75-35-4	3	U	UG/L
LC34-DPT0671-018.0-20181120	CIS-1,2-DICHLOROETHENE	156-59-2	32		UG/L
LC34-DPT0671-018.0-20181120	TRANS-1,2-DICHLOROETHENE	156-60-5	3	U	UG/L
LC34-DPT0671-018.0-20181120	TRICHLOROETHENE	79-01-6	3	U	UG/L
LC34-DPT0671-018.0-20181120	VINYL CHLORIDE	75-01-4	31		UG/L
LC34-DPT0671-023.0-20181120	1,1,2-TRICHLOROTRIFLUOROETHANE	76-13-1	40	U	UG/L
LC34-DPT0671-023.0-20181120	1,1-DICHLOROETHENE	75-35-4	40	U	UG/L
LC34-DPT0671-023.0-20181120	CIS-1,2-DICHLOROETHENE	156-59-2	4600		UG/L
LC34-DPT0671-023.0-20181120	TRANS-1,2-DICHLOROETHENE	156-60-5	77		UG/L
LC34-DPT0671-023.0-20181120	TRICHLOROETHENE	79-01-6	40	U	UG/L
LC34-DPT0671-023.0-20181120	VINYL CHLORIDE	75-01-4	870		UG/L
LC34-DPT0671-028.0-20181120	1,1,2-TRICHLOROTRIFLUOROETHANE	76-13-1	290	U	UG/L
LC34-DPT0671-028.0-20181120	1,1-DICHLOROETHENE	75-35-4	290		UG/L
LC34-DPT0671-028.0-20181120	CIS-1,2-DICHLOROETHENE	156-59-2	135000		UG/L
LC34-DPT0671-028.0-20181120	TRANS-1,2-DICHLOROETHENE	156-60-5	3000		UG/L
LC34-DPT0671-028.0-20181120	TRICHLOROETHENE	79-01-6	26300		UG/L
LC34-DPT0671-028.0-20181120	VINYL CHLORIDE	75-01-4	7200		UG/L
LC34-DPT0671-033.0-20181120	1,1,2-TRICHLOROTRIFLUOROETHANE	76-13-1	290	U	UG/L
LC34-DPT0671-033.0-20181120	1,1-DICHLOROETHENE	75-35-4	540		UG/L
LC34-DPT0671-033.0-20181120	CIS-1,2-DICHLOROETHENE	156-59-2	199000	J	UG/L

DPT Results - DNAPL Source Zone
Launch Complex 34, SWMU CC054

Sample_ID	Parameter	CAS	Lab Result	Qualifier	Units
LC34-DPT0671-033.0-20181120	TRANS-1,2-DICHLOROETHENE	156-60-5	4100		UG/L
LC34-DPT0671-033.0-20181120	TRICHLOROETHENE	79-01-6	71500		UG/L
LC34-DPT0671-033.0-20181120	VINYL CHLORIDE	75-01-4	5700		UG/L
LC34-DPT0671-038.0-20181120	1,1,2-TRICHLOROTRIFLUOROETHANE	76-13-1	1000	U	UG/L
LC34-DPT0671-038.0-20181120	1,1-DICHLOROETHENE	75-35-4	1000	U	UG/L
LC34-DPT0671-038.0-20181120	CIS-1,2-DICHLOROETHENE	156-59-2	128000		UG/L
LC34-DPT0671-038.0-20181120	TRANS-1,2-DICHLOROETHENE	156-60-5	1000		UG/L
LC34-DPT0671-038.0-20181120	TRICHLOROETHENE	79-01-6	1500		UG/L
LC34-DPT0671-038.0-20181120	VINYL CHLORIDE	75-01-4	14300		UG/L
LC34-DPT0671-043.0-20181120	1,1,2-TRICHLOROTRIFLUOROETHANE	76-13-1	290	U	UG/L
LC34-DPT0671-043.0-20181120	1,1-DICHLOROETHENE	75-35-4	290	U	UG/L
LC34-DPT0671-043.0-20181120	CIS-1,2-DICHLOROETHENE	156-59-2	4200		UG/L
LC34-DPT0671-043.0-20181120	TRANS-1,2-DICHLOROETHENE	156-60-5	290	U	UG/L
LC34-DPT0671-043.0-20181120	TRICHLOROETHENE	79-01-6	290	U	UG/L
LC34-DPT0671-043.0-20181120	VINYL CHLORIDE	75-01-4	1500		UG/L
LC34-DPT0671-048.0-20181120	1,1,2-TRICHLOROTRIFLUOROETHANE	76-13-1	2	U	UG/L
LC34-DPT0671-048.0-20181120	1,1-DICHLOROETHENE	75-35-4	2	U	UG/L
LC34-DPT0671-048.0-20181120	CIS-1,2-DICHLOROETHENE	156-59-2	67		UG/L
LC34-DPT0671-048.0-20181120	TRANS-1,2-DICHLOROETHENE	156-60-5	2	U	UG/L
LC34-DPT0671-048.0-20181120	TRICHLOROETHENE	79-01-6	9		UG/L
LC34-DPT0671-048.0-20181120	VINYL CHLORIDE	75-01-4	3		UG/L
LC34-DPT0671-053.0-20181120	1,1,2-TRICHLOROTRIFLUOROETHANE	76-13-1	1	U	UG/L
LC34-DPT0671-053.0-20181120	1,1-DICHLOROETHENE	75-35-4	1	U	UG/L
LC34-DPT0671-053.0-20181120	CIS-1,2-DICHLOROETHENE	156-59-2	14		UG/L
LC34-DPT0671-053.0-20181120	TRANS-1,2-DICHLOROETHENE	156-60-5	1	U	UG/L
LC34-DPT0671-053.0-20181120	TRICHLOROETHENE	79-01-6	3		UG/L
LC34-DPT0671-053.0-20181120	VINYL CHLORIDE	75-01-4	8		UG/L
LC34-DPT0671-058.0-20181120	1,1,2-TRICHLOROTRIFLUOROETHANE	76-13-1	1	U	UG/L
LC34-DPT0671-058.0-20181120	1,1-DICHLOROETHENE	75-35-4	1	U	UG/L

DPT Results - DNAPL Source Zone
Launch Complex 34, SWMU CC054

Sample_ID	Parameter	CAS	Lab Result	Qualifier	Units
LC34-DPT0671-058.0-20181120	CIS-1,2-DICHLOROETHENE	156-59-2	4		UG/L
LC34-DPT0671-058.0-20181120	TRANS-1,2-DICHLOROETHENE	156-60-5	1	U	UG/L
LC34-DPT0671-058.0-20181120	TRICHLOROETHENE	79-01-6	1		UG/L
LC34-DPT0671-058.0-20181120	VINYL CHLORIDE	75-01-4	1	U	UG/L
LC34-DPT0671-063.0-20181120	1,1,2-TRICHLOROTRIFLUOROETHANE	76-13-1	1	U	UG/L
LC34-DPT0671-063.0-20181120	1,1-DICHLOROETHENE	75-35-4	1	U	UG/L
LC34-DPT0671-063.0-20181120	CIS-1,2-DICHLOROETHENE	156-59-2	10		UG/L
LC34-DPT0671-063.0-20181120	TRANS-1,2-DICHLOROETHENE	156-60-5	1	U	UG/L
LC34-DPT0671-063.0-20181120	TRICHLOROETHENE	79-01-6	5		UG/L
LC34-DPT0671-063.0-20181120	VINYL CHLORIDE	75-01-4	1	U	UG/L
LC34-DPT0671-068.0-20181120	1,1,2-TRICHLOROTRIFLUOROETHANE	76-13-1	1	U	UG/L
LC34-DPT0671-068.0-20181120	1,1-DICHLOROETHENE	75-35-4	1	U	UG/L
LC34-DPT0671-068.0-20181120	CIS-1,2-DICHLOROETHENE	156-59-2	20		UG/L
LC34-DPT0671-068.0-20181120	TRANS-1,2-DICHLOROETHENE	156-60-5	1	U	UG/L
LC34-DPT0671-068.0-20181120	TRICHLOROETHENE	79-01-6	3		UG/L
LC34-DPT0671-068.0-20181120	VINYL CHLORIDE	75-01-4	1	U	UG/L
LC34-DPT0671-073.0-20181120	1,1,2-TRICHLOROTRIFLUOROETHANE	76-13-1	1	U	UG/L
LC34-DPT0671-073.0-20181120	1,1-DICHLOROETHENE	75-35-4	2		UG/L
LC34-DPT0671-073.0-20181120	CIS-1,2-DICHLOROETHENE	156-59-2	260		UG/L
LC34-DPT0671-073.0-20181120	TRANS-1,2-DICHLOROETHENE	156-60-5	9		UG/L
LC34-DPT0671-073.0-20181120	TRICHLOROETHENE	79-01-6	1200		UG/L
LC34-DPT0671-073.0-20181120	VINYL CHLORIDE	75-01-4	1	U	UG/L
LC34-DPT0671-078.0-20181120	1,1,2-TRICHLOROTRIFLUOROETHANE	76-13-1	5500		UG/L
LC34-DPT0671-078.0-20181120	1,1-DICHLOROETHENE	75-35-4	1000	U	UG/L
LC34-DPT0671-078.0-20181120	CIS-1,2-DICHLOROETHENE	156-59-2	15500		UG/L
LC34-DPT0671-078.0-20181120	TRANS-1,2-DICHLOROETHENE	156-60-5	1000	U	UG/L
LC34-DPT0671-078.0-20181120	TRICHLOROETHENE	79-01-6	700000	J	UG/L
LC34-DPT0671-078.0-20181120	VINYL CHLORIDE	75-01-4	1000	U	UG/L
LC34-DPT0671-083.0-20181120	1,1,2-TRICHLOROTRIFLUOROETHANE	76-13-1	10	U	UG/L

DPT Results - DNAPL Source Zone
Launch Complex 34, SWMU CC054

Sample_ID	Parameter	CAS	Lab Result	Qualifier	Units
LC34-DPT0671-083.0-20181120	1,1-DICHLOROETHENE	75-35-4	10	U	UG/L
LC34-DPT0671-083.0-20181120	CIS-1,2-DICHLOROETHENE	156-59-2	800		UG/L
LC34-DPT0671-083.0-20181120	TRANS-1,2-DICHLOROETHENE	156-60-5	10	U	UG/L
LC34-DPT0671-083.0-20181120	TRICHLOROETHENE	79-01-6	480		UG/L
LC34-DPT0671-083.0-20181120	VINYL CHLORIDE	75-01-4	10	U	UG/L
LC34-DPT0671-088.0-20181120	1,1,2-TRICHLOROTRIFLUOROETHANE	76-13-1	3	U	UG/L
LC34-DPT0671-088.0-20181120	1,1-DICHLOROETHENE	75-35-4	3	U	UG/L
LC34-DPT0671-088.0-20181120	CIS-1,2-DICHLOROETHENE	156-59-2	22		UG/L
LC34-DPT0671-088.0-20181120	TRANS-1,2-DICHLOROETHENE	156-60-5	3	U	UG/L
LC34-DPT0671-088.0-20181120	TRICHLOROETHENE	79-01-6	42		UG/L
LC34-DPT0671-088.0-20181120	VINYL CHLORIDE	75-01-4	3	U	UG/L
LC34-DPT0671-093.0-20181120	1,1,2-TRICHLOROTRIFLUOROETHANE	76-13-1	2	U	UG/L
LC34-DPT0671-093.0-20181120	1,1-DICHLOROETHENE	75-35-4	2	U	UG/L
LC34-DPT0671-093.0-20181120	CIS-1,2-DICHLOROETHENE	156-59-2	990		UG/L
LC34-DPT0671-093.0-20181120	TRANS-1,2-DICHLOROETHENE	156-60-5	14		UG/L
LC34-DPT0671-093.0-20181120	TRICHLOROETHENE	79-01-6	190		UG/L
LC34-DPT0671-093.0-20181120	VINYL CHLORIDE	75-01-4	10		UG/L
LC34-DPT0671-098.0-20181120	1,1,2-TRICHLOROTRIFLUOROETHANE	76-13-1	10	U	UG/L
LC34-DPT0671-098.0-20181120	1,1-DICHLOROETHENE	75-35-4	10	U	UG/L
LC34-DPT0671-098.0-20181120	CIS-1,2-DICHLOROETHENE	156-59-2	23		UG/L
LC34-DPT0671-098.0-20181120	TRANS-1,2-DICHLOROETHENE	156-60-5	10	U	UG/L
LC34-DPT0671-098.0-20181120	TRICHLOROETHENE	79-01-6	210		UG/L
LC34-DPT0671-098.0-20181120	VINYL CHLORIDE	75-01-4	10	U	UG/L
LC34-DPT0672-008.0-20181210	1,1,2-TRICHLOROTRIFLUOROETHANE	76-13-1	1	U	UG/L
LC34-DPT0672-008.0-20181210	1,1-DICHLOROETHENE	75-35-4	1	U	UG/L
LC34-DPT0672-008.0-20181210	CIS-1,2-DICHLOROETHENE	156-59-2	5		UG/L
LC34-DPT0672-008.0-20181210	TRANS-1,2-DICHLOROETHENE	156-60-5	1	U	UG/L
LC34-DPT0672-008.0-20181210	TRICHLOROETHENE	79-01-6	1	U	UG/L
LC34-DPT0672-008.0-20181210	VINYL CHLORIDE	75-01-4	6		UG/L

DPT Results - DNAPL Source Zone
Launch Complex 34, SWMU CC054

Sample_ID	Parameter	CAS	Lab Result	Qualifier	Units
LC34-DPT0672-013.0-20181210	1,1,2-TRICHLOROTRIFLUOROETHANE	76-13-1	1	U	UG/L
LC34-DPT0672-013.0-20181210	1,1-DICHLOROETHENE	75-35-4	1	U	UG/L
LC34-DPT0672-013.0-20181210	CIS-1,2-DICHLOROETHENE	156-59-2	47		UG/L
LC34-DPT0672-013.0-20181210	TRANS-1,2-DICHLOROETHENE	156-60-5	1	U	UG/L
LC34-DPT0672-013.0-20181210	TRICHLOROETHENE	79-01-6	1	U	UG/L
LC34-DPT0672-013.0-20181210	VINYL CHLORIDE	75-01-4	230		UG/L
LC34-DPT0672-018.0-20181210	1,1,2-TRICHLOROTRIFLUOROETHANE	76-13-1	5	U	UG/L
LC34-DPT0672-018.0-20181210	1,1-DICHLOROETHENE	75-35-4	5	U	UG/L
LC34-DPT0672-018.0-20181210	CIS-1,2-DICHLOROETHENE	156-59-2	140		UG/L
LC34-DPT0672-018.0-20181210	TRANS-1,2-DICHLOROETHENE	156-60-5	5	U	UG/L
LC34-DPT0672-018.0-20181210	TRICHLOROETHENE	79-01-6	5	U	UG/L
LC34-DPT0672-018.0-20181210	VINYL CHLORIDE	75-01-4	360		UG/L
LC34-DPT0672-023.0-20181210	1,1,2-TRICHLOROTRIFLUOROETHANE	76-13-1	40	U	UG/L
LC34-DPT0672-023.0-20181210	1,1-DICHLOROETHENE	75-35-4	40	U	UG/L
LC34-DPT0672-023.0-20181210	CIS-1,2-DICHLOROETHENE	156-59-2	1400		UG/L
LC34-DPT0672-023.0-20181210	TRANS-1,2-DICHLOROETHENE	156-60-5	93		UG/L
LC34-DPT0672-023.0-20181210	TRICHLOROETHENE	79-01-6	40	U	UG/L
LC34-DPT0672-023.0-20181210	VINYL CHLORIDE	75-01-4	6800		UG/L
LC34-DPT0672-028.0-20181210	1,1,2-TRICHLOROTRIFLUOROETHANE	76-13-1	200	U	UG/L
LC34-DPT0672-028.0-20181210	1,1-DICHLOROETHENE	75-35-4	200	U	UG/L
LC34-DPT0672-028.0-20181210	CIS-1,2-DICHLOROETHENE	156-59-2	200	U	UG/L
LC34-DPT0672-028.0-20181210	TRANS-1,2-DICHLOROETHENE	156-60-5	200	U	UG/L
LC34-DPT0672-028.0-20181210	TRICHLOROETHENE	79-01-6	200	U	UG/L
LC34-DPT0672-028.0-20181210	VINYL CHLORIDE	75-01-4	18700		UG/L
LC34-DPT0672-033.0-20181210	1,1,2-TRICHLOROTRIFLUOROETHANE	76-13-1	200	U	UG/L
LC34-DPT0672-033.0-20181210	1,1-DICHLOROETHENE	75-35-4	200	U	UG/L
LC34-DPT0672-033.0-20181210	CIS-1,2-DICHLOROETHENE	156-59-2	200	U	UG/L
LC34-DPT0672-033.0-20181210	TRANS-1,2-DICHLOROETHENE	156-60-5	200	U	UG/L
LC34-DPT0672-033.0-20181210	TRICHLOROETHENE	79-01-6	200	U	UG/L

DPT Results - DNAPL Source Zone
Launch Complex 34, SWMU CC054

Sample_ID	Parameter	CAS	Lab Result	Qualifier	Units
LC34-DPT0672-033.0-20181210	VINYL CHLORIDE	75-01-4	9300		UG/L
LC34-DPT0672-038.0-20181210	1,1,2-TRICHLOROTRIFLUOROETHANE	76-13-1	40	U	UG/L
LC34-DPT0672-038.0-20181210	1,1-DICHLOROETHENE	75-35-4	40	U	UG/L
LC34-DPT0672-038.0-20181210	CIS-1,2-DICHLOROETHENE	156-59-2	710		UG/L
LC34-DPT0672-038.0-20181210	TRANS-1,2-DICHLOROETHENE	156-60-5	40	U	UG/L
LC34-DPT0672-038.0-20181210	TRICHLOROETHENE	79-01-6	40	U	UG/L
LC34-DPT0672-038.0-20181210	VINYL CHLORIDE	75-01-4	620		UG/L
LC34-DPT0672-043.0-20181210	1,1,2-TRICHLOROTRIFLUOROETHANE	76-13-1	1	U	UG/L
LC34-DPT0672-043.0-20181210	1,1-DICHLOROETHENE	75-35-4	1	U	UG/L
LC34-DPT0672-043.0-20181210	CIS-1,2-DICHLOROETHENE	156-59-2	1	U	UG/L
LC34-DPT0672-043.0-20181210	TRANS-1,2-DICHLOROETHENE	156-60-5	1	U	UG/L
LC34-DPT0672-043.0-20181210	TRICHLOROETHENE	79-01-6	1	U	UG/L
LC34-DPT0672-043.0-20181210	VINYL CHLORIDE	75-01-4	1	U	UG/L
LC34-DPT0672-048.0-20181210	1,1,2-TRICHLOROTRIFLUOROETHANE	76-13-1	1	U	UG/L
LC34-DPT0672-048.0-20181210	1,1-DICHLOROETHENE	75-35-4	1	U	UG/L
LC34-DPT0672-048.0-20181210	CIS-1,2-DICHLOROETHENE	156-59-2	1	U	UG/L
LC34-DPT0672-048.0-20181210	TRANS-1,2-DICHLOROETHENE	156-60-5	1	U	UG/L
LC34-DPT0672-048.0-20181210	TRICHLOROETHENE	79-01-6	1	U	UG/L
LC34-DPT0672-048.0-20181210	VINYL CHLORIDE	75-01-4	1	U	UG/L
LC34-DPT0672-053.0-20181210	1,1,2-TRICHLOROTRIFLUOROETHANE	76-13-1	1	U	UG/L
LC34-DPT0672-053.0-20181210	1,1-DICHLOROETHENE	75-35-4	1	U	UG/L
LC34-DPT0672-053.0-20181210	CIS-1,2-DICHLOROETHENE	156-59-2	1	U	UG/L
LC34-DPT0672-053.0-20181210	TRANS-1,2-DICHLOROETHENE	156-60-5	1	U	UG/L
LC34-DPT0672-053.0-20181210	TRICHLOROETHENE	79-01-6	1	U	UG/L
LC34-DPT0672-053.0-20181210	VINYL CHLORIDE	75-01-4	1	U	UG/L
LC34-DPT0672-058.0-20181210	1,1,2-TRICHLOROTRIFLUOROETHANE	76-13-1	1	U	UG/L
LC34-DPT0672-058.0-20181210	1,1-DICHLOROETHENE	75-35-4	1	U	UG/L
LC34-DPT0672-058.0-20181210	CIS-1,2-DICHLOROETHENE	156-59-2	1	U	UG/L
LC34-DPT0672-058.0-20181210	TRANS-1,2-DICHLOROETHENE	156-60-5	1	U	UG/L

DPT Results - DNAPL Source Zone
Launch Complex 34, SWMU CC054

Sample_ID	Parameter	CAS	Lab Result	Qualifier	Units
LC34-DPT0672-058.0-20181210	TRICHLOROETHENE	79-01-6	1	U	UG/L
LC34-DPT0672-058.0-20181210	VINYL CHLORIDE	75-01-4	1	U	UG/L
LC34-DPT0672-063.0-20181210	1,1,2-TRICHLOROTRIFLUOROETHANE	76-13-1	1	U	UG/L
LC34-DPT0672-063.0-20181210	1,1-DICHLOROETHENE	75-35-4	1	U	UG/L
LC34-DPT0672-063.0-20181210	CIS-1,2-DICHLOROETHENE	156-59-2	1	U	UG/L
LC34-DPT0672-063.0-20181210	TRANS-1,2-DICHLOROETHENE	156-60-5	1	U	UG/L
LC34-DPT0672-063.0-20181210	TRICHLOROETHENE	79-01-6	1	U	UG/L
LC34-DPT0672-063.0-20181210	VINYL CHLORIDE	75-01-4	1	U	UG/L
LC34-DPT0672-068.0-20181210	1,1,2-TRICHLOROTRIFLUOROETHANE	76-13-1	1	U	UG/L
LC34-DPT0672-068.0-20181210	1,1-DICHLOROETHENE	75-35-4	1	U	UG/L
LC34-DPT0672-068.0-20181210	CIS-1,2-DICHLOROETHENE	156-59-2	1	U	UG/L
LC34-DPT0672-068.0-20181210	TRANS-1,2-DICHLOROETHENE	156-60-5	1	U	UG/L
LC34-DPT0672-068.0-20181210	TRICHLOROETHENE	79-01-6	1	U	UG/L
LC34-DPT0672-068.0-20181210	VINYL CHLORIDE	75-01-4	1	U	UG/L
LC34-DPT0672-073.0-20181210	1,1,2-TRICHLOROTRIFLUOROETHANE	76-13-1	290	U	UG/L
LC34-DPT0672-073.0-20181210	1,1-DICHLOROETHENE	75-35-4	290	U	UG/L
LC34-DPT0672-073.0-20181210	CIS-1,2-DICHLOROETHENE	156-59-2	16100		UG/L
LC34-DPT0672-073.0-20181210	TRANS-1,2-DICHLOROETHENE	156-60-5	530		UG/L
LC34-DPT0672-073.0-20181210	TRICHLOROETHENE	79-01-6	170000		UG/L
LC34-DPT0672-073.0-20181210	VINYL CHLORIDE	75-01-4	290	U	UG/L
LC34-DPT0672-078.0-20181210	1,1,2-TRICHLOROTRIFLUOROETHANE	76-13-1	290	U	UG/L
LC34-DPT0672-078.0-20181210	1,1-DICHLOROETHENE	75-35-4	290	U	UG/L
LC34-DPT0672-078.0-20181210	CIS-1,2-DICHLOROETHENE	156-59-2	3600		UG/L
LC34-DPT0672-078.0-20181210	TRANS-1,2-DICHLOROETHENE	156-60-5	290	U	UG/L
LC34-DPT0672-078.0-20181210	TRICHLOROETHENE	79-01-6	18300		UG/L
LC34-DPT0672-078.0-20181210	VINYL CHLORIDE	75-01-4	290	U	UG/L
LC34-DPT0672-083.0-20181210	1,1,2-TRICHLOROTRIFLUOROETHANE	76-13-1	100	U	UG/L
LC34-DPT0672-083.0-20181210	1,1-DICHLOROETHENE	75-35-4	100	U	UG/L
LC34-DPT0672-083.0-20181210	CIS-1,2-DICHLOROETHENE	156-59-2	3		UG/L

DPT Results - DNAPL Source Zone
Launch Complex 34, SWMU CC054

Sample_ID	Parameter	CAS	Lab Result	Qualifier	Units
LC34-DPT0672-083.0-20181210	TRANS-1,2-DICHLOROETHENE	156-60-5	3	U	UG/L
LC34-DPT0672-083.0-20181210	TRICHLOROETHENE	79-01-6	9		UG/L
LC34-DPT0672-083.0-20181210	VINYL CHLORIDE	75-01-4	100		UG/L
LC34-DPT0672-088.0-20181211	1,1,2-TRICHLOROTRIFLUOROETHANE	76-13-1	3	U	UG/L
LC34-DPT0672-088.0-20181211	1,1-DICHLOROETHENE	75-35-4	3	U	UG/L
LC34-DPT0672-088.0-20181211	CIS-1,2-DICHLOROETHENE	156-59-2	3	U	UG/L
LC34-DPT0672-088.0-20181211	TRANS-1,2-DICHLOROETHENE	156-60-5	3	U	UG/L
LC34-DPT0672-088.0-20181211	TRICHLOROETHENE	79-01-6	9		UG/L
LC34-DPT0672-088.0-20181211	VINYL CHLORIDE	75-01-4	3	U	UG/L
LC34-DPT0672-093.0-20181211	1,1,2-TRICHLOROTRIFLUOROETHANE	76-13-1	1	U	UG/L
LC34-DPT0672-093.0-20181211	1,1-DICHLOROETHENE	75-35-4	1	U	UG/L
LC34-DPT0672-093.0-20181211	CIS-1,2-DICHLOROETHENE	156-59-2	1	U	UG/L
LC34-DPT0672-093.0-20181211	TRANS-1,2-DICHLOROETHENE	156-60-5	1	U	UG/L
LC34-DPT0672-093.0-20181211	TRICHLOROETHENE	79-01-6	3		UG/L
LC34-DPT0672-093.0-20181211	VINYL CHLORIDE	75-01-4	1	U	UG/L
LC34-DPT0672-098.0-20181211	1,1,2-TRICHLOROTRIFLUOROETHANE	76-13-1	1	U	UG/L
LC34-DPT0672-098.0-20181211	1,1-DICHLOROETHENE	75-35-4	1	U	UG/L
LC34-DPT0672-098.0-20181211	CIS-1,2-DICHLOROETHENE	156-59-2	1	U	UG/L
LC34-DPT0672-098.0-20181211	TRANS-1,2-DICHLOROETHENE	156-60-5	1	U	UG/L
LC34-DPT0672-098.0-20181211	TRICHLOROETHENE	79-01-6	2		UG/L
LC34-DPT0672-098.0-20181211	VINYL CHLORIDE	75-01-4	1	U	UG/L
LC34-DPT0673-008.0-20181211	1,1,2-TRICHLOROTRIFLUOROETHANE	76-13-1	1	U	UG/L
LC34-DPT0673-008.0-20181211	1,1-DICHLOROETHENE	75-35-4	1	U	UG/L
LC34-DPT0673-008.0-20181211	CIS-1,2-DICHLOROETHENE	156-59-2	5		UG/L
LC34-DPT0673-008.0-20181211	TRANS-1,2-DICHLOROETHENE	156-60-5	1	U	UG/L
LC34-DPT0673-008.0-20181211	TRICHLOROETHENE	79-01-6	1		UG/L
LC34-DPT0673-008.0-20181211	VINYL CHLORIDE	75-01-4	10		UG/L
LC34-DPT0673-013.0-20181211	1,1,2-TRICHLOROTRIFLUOROETHANE	76-13-1	1	U	UG/L
LC34-DPT0673-013.0-20181211	1,1-DICHLOROETHENE	75-35-4	1	U	UG/L

DPT Results - DNAPL Source Zone
Launch Complex 34, SWMU CC054

Sample_ID	Parameter	CAS	Lab Result	Qualifier	Units
LC34-DPT0673-013.0-20181211	CIS-1,2-DICHLOROETHENE	156-59-2	11		UG/L
LC34-DPT0673-013.0-20181211	TRANS-1,2-DICHLOROETHENE	156-60-5	1	U	UG/L
LC34-DPT0673-013.0-20181211	TRICHLOROETHENE	79-01-6	3		UG/L
LC34-DPT0673-013.0-20181211	VINYL CHLORIDE	75-01-4	59		UG/L
LC34-DPT0673-018.0-20181211	1,1,2-TRICHLOROTRIFLUOROETHANE	76-13-1	1	U	UG/L
LC34-DPT0673-018.0-20181211	1,1-DICHLOROETHENE	75-35-4	1	U	UG/L
LC34-DPT0673-018.0-20181211	CIS-1,2-DICHLOROETHENE	156-59-2	7		UG/L
LC34-DPT0673-018.0-20181211	TRANS-1,2-DICHLOROETHENE	156-60-5	1	U	UG/L
LC34-DPT0673-018.0-20181211	TRICHLOROETHENE	79-01-6	1	U	UG/L
LC34-DPT0673-018.0-20181211	VINYL CHLORIDE	75-01-4	29		UG/L
LC34-DPT0673-023.0-20181211	1,1,2-TRICHLOROTRIFLUOROETHANE	76-13-1	1	U	UG/L
LC34-DPT0673-023.0-20181211	1,1-DICHLOROETHENE	75-35-4	1	U	UG/L
LC34-DPT0673-023.0-20181211	CIS-1,2-DICHLOROETHENE	156-59-2	6		UG/L
LC34-DPT0673-023.0-20181211	TRANS-1,2-DICHLOROETHENE	156-60-5	18		UG/L
LC34-DPT0673-023.0-20181211	TRICHLOROETHENE	79-01-6	1	U	UG/L
LC34-DPT0673-023.0-20181211	VINYL CHLORIDE	75-01-4	13		UG/L
LC34-DPT0673-028.0-20181211	1,1,2-TRICHLOROTRIFLUOROETHANE	76-13-1	1	U	UG/L
LC34-DPT0673-028.0-20181211	1,1-DICHLOROETHENE	75-35-4	1	U	UG/L
LC34-DPT0673-028.0-20181211	CIS-1,2-DICHLOROETHENE	156-59-2	7		UG/L
LC34-DPT0673-028.0-20181211	TRANS-1,2-DICHLOROETHENE	156-60-5	52		UG/L
LC34-DPT0673-028.0-20181211	TRICHLOROETHENE	79-01-6	1	U	UG/L
LC34-DPT0673-028.0-20181211	VINYL CHLORIDE	75-01-4	240		UG/L
LC34-DPT0673-033.0-20181211	1,1,2-TRICHLOROTRIFLUOROETHANE	76-13-1	40	U	UG/L
LC34-DPT0673-033.0-20181211	1,1-DICHLOROETHENE	75-35-4	40	U	UG/L
LC34-DPT0673-033.0-20181211	CIS-1,2-DICHLOROETHENE	156-59-2	22400		UG/L
LC34-DPT0673-033.0-20181211	TRANS-1,2-DICHLOROETHENE	156-60-5	260		UG/L
LC34-DPT0673-033.0-20181211	TRICHLOROETHENE	79-01-6	40	U	UG/L
LC34-DPT0673-033.0-20181211	VINYL CHLORIDE	75-01-4	50900		UG/L
LC34-DPT0673-038.0-20181211	1,1,2-TRICHLOROTRIFLUOROETHANE	76-13-1	500	U	UG/L

DPT Results - DNAPL Source Zone
Launch Complex 34, SWMU CC054

Sample_ID	Parameter	CAS	Lab Result	Qualifier	Units
LC34-DPT0673-038.0-20181211	1,1-DICHLOROETHENE	75-35-4	500	U	UG/L
LC34-DPT0673-038.0-20181211	CIS-1,2-DICHLOROETHENE	156-59-2	26900		UG/L
LC34-DPT0673-038.0-20181211	TRANS-1,2-DICHLOROETHENE	156-60-5	500	U	UG/L
LC34-DPT0673-038.0-20181211	TRICHLOROETHENE	79-01-6	500	U	UG/L
LC34-DPT0673-038.0-20181211	VINYL CHLORIDE	75-01-4	37000		UG/L
LC34-DPT0673-043.0-20181211	1,1,2-TRICHLOROTRIFLUOROETHANE	76-13-1	20	U	UG/L
LC34-DPT0673-043.0-20181211	1,1-DICHLOROETHENE	75-35-4	20	U	UG/L
LC34-DPT0673-043.0-20181211	CIS-1,2-DICHLOROETHENE	156-59-2	1500		UG/L
LC34-DPT0673-043.0-20181211	TRANS-1,2-DICHLOROETHENE	156-60-5	20	U	UG/L
LC34-DPT0673-043.0-20181211	TRICHLOROETHENE	79-01-6	20	U	UG/L
LC34-DPT0673-043.0-20181211	VINYL CHLORIDE	75-01-4	1500		UG/L
LC34-DPT0673-048.0-20181211	1,1,2-TRICHLOROTRIFLUOROETHANE	76-13-1	1	U	UG/L
LC34-DPT0673-048.0-20181211	1,1-DICHLOROETHENE	75-35-4	1	U	UG/L
LC34-DPT0673-048.0-20181211	CIS-1,2-DICHLOROETHENE	156-59-2	2		UG/L
LC34-DPT0673-048.0-20181211	TRANS-1,2-DICHLOROETHENE	156-60-5	1	U	UG/L
LC34-DPT0673-048.0-20181211	TRICHLOROETHENE	79-01-6	2		UG/L
LC34-DPT0673-048.0-20181211	VINYL CHLORIDE	75-01-4	1		UG/L
LC34-DPT0673-053.0-20181211	1,1,2-TRICHLOROTRIFLUOROETHANE	76-13-1	1	U	UG/L
LC34-DPT0673-053.0-20181211	1,1-DICHLOROETHENE	75-35-4	1	U	UG/L
LC34-DPT0673-053.0-20181211	CIS-1,2-DICHLOROETHENE	156-59-2	2		UG/L
LC34-DPT0673-053.0-20181211	TRANS-1,2-DICHLOROETHENE	156-60-5	1	U	UG/L
LC34-DPT0673-053.0-20181211	TRICHLOROETHENE	79-01-6	1	U	UG/L
LC34-DPT0673-053.0-20181211	VINYL CHLORIDE	75-01-4	5		UG/L
LC34-DPT0673-058.0-20181211	1,1,2-TRICHLOROTRIFLUOROETHANE	76-13-1	1	U	UG/L
LC34-DPT0673-058.0-20181211	1,1-DICHLOROETHENE	75-35-4	1	U	UG/L
LC34-DPT0673-058.0-20181211	CIS-1,2-DICHLOROETHENE	156-59-2	21		UG/L
LC34-DPT0673-058.0-20181211	TRANS-1,2-DICHLOROETHENE	156-60-5	1		UG/L
LC34-DPT0673-058.0-20181211	TRICHLOROETHENE	79-01-6	19		UG/L
LC34-DPT0673-058.0-20181211	VINYL CHLORIDE	75-01-4	1		UG/L

DPT Results - DNAPL Source Zone
Launch Complex 34, SWMU CC054

Sample_ID	Parameter	CAS	Lab Result	Qualifier	Units
LC34-DPT0673-063.0-20181211	1,1,2-TRICHLOROTRIFLUOROETHANE	76-13-1	1	U	UG/L
LC34-DPT0673-063.0-20181211	1,1-DICHLOROETHENE	75-35-4	1	U	UG/L
LC34-DPT0673-063.0-20181211	CIS-1,2-DICHLOROETHENE	156-59-2	1		UG/L
LC34-DPT0673-063.0-20181211	TRANS-1,2-DICHLOROETHENE	156-60-5	1	U	UG/L
LC34-DPT0673-063.0-20181211	TRICHLOROETHENE	79-01-6	1		UG/L
LC34-DPT0673-063.0-20181211	VINYL CHLORIDE	75-01-4	1	U	UG/L
LC34-DPT0673-068.0-20181211	1,1,2-TRICHLOROTRIFLUOROETHANE	76-13-1	1	U	UG/L
LC34-DPT0673-068.0-20181211	1,1-DICHLOROETHENE	75-35-4	1	U	UG/L
LC34-DPT0673-068.0-20181211	CIS-1,2-DICHLOROETHENE	156-59-2	2		UG/L
LC34-DPT0673-068.0-20181211	TRANS-1,2-DICHLOROETHENE	156-60-5	1	U	UG/L
LC34-DPT0673-068.0-20181211	TRICHLOROETHENE	79-01-6	1	U	UG/L
LC34-DPT0673-068.0-20181211	VINYL CHLORIDE	75-01-4	1	U	UG/L
LC34-DPT0673-073.0-20181211	1,1,2-TRICHLOROTRIFLUOROETHANE	76-13-1	1	U	UG/L
LC34-DPT0673-073.0-20181211	1,1-DICHLOROETHENE	75-35-4	1	U	UG/L
LC34-DPT0673-073.0-20181211	CIS-1,2-DICHLOROETHENE	156-59-2	6		UG/L
LC34-DPT0673-073.0-20181211	TRANS-1,2-DICHLOROETHENE	156-60-5	1	U	UG/L
LC34-DPT0673-073.0-20181211	TRICHLOROETHENE	79-01-6	6		UG/L
LC34-DPT0673-073.0-20181211	VINYL CHLORIDE	75-01-4	10		UG/L
LC34-DPT0673-078.0-20181211	1,1,2-TRICHLOROTRIFLUOROETHANE	76-13-1	1	U	UG/L
LC34-DPT0673-078.0-20181211	1,1-DICHLOROETHENE	75-35-4	1	U	UG/L
LC34-DPT0673-078.0-20181211	CIS-1,2-DICHLOROETHENE	156-59-2	9		UG/L
LC34-DPT0673-078.0-20181211	TRANS-1,2-DICHLOROETHENE	156-60-5	1		UG/L
LC34-DPT0673-078.0-20181211	TRICHLOROETHENE	79-01-6	7		UG/L
LC34-DPT0673-078.0-20181211	VINYL CHLORIDE	75-01-4	1	U	UG/L
LC34-DPT0673-083.0-20181211	1,1,2-TRICHLOROTRIFLUOROETHANE	76-13-1	1	U	UG/L
LC34-DPT0673-083.0-20181211	1,1-DICHLOROETHENE	75-35-4	1	U	UG/L
LC34-DPT0673-083.0-20181211	CIS-1,2-DICHLOROETHENE	156-59-2	4		UG/L
LC34-DPT0673-083.0-20181211	TRANS-1,2-DICHLOROETHENE	156-60-5	1	U	UG/L
LC34-DPT0673-083.0-20181211	TRICHLOROETHENE	79-01-6	1	U	UG/L

DPT Results - DNAPL Source Zone
Launch Complex 34, SWMU CC054

Sample_ID	Parameter	CAS	Lab Result	Qualifier	Units
LC34-DPT0673-083.0-20181211	VINYL CHLORIDE	75-01-4	4		UG/L
LC34-DPT0673-088.0-20181211	1,1,2-TRICHLOROTRIFLUOROETHANE	76-13-1	1	U	UG/L
LC34-DPT0673-088.0-20181211	1,1-DICHLOROETHENE	75-35-4	1	U	UG/L
LC34-DPT0673-088.0-20181211	CIS-1,2-DICHLOROETHENE	156-59-2	12		UG/L
LC34-DPT0673-088.0-20181211	TRANS-1,2-DICHLOROETHENE	156-60-5	1	U	UG/L
LC34-DPT0673-088.0-20181211	TRICHLOROETHENE	79-01-6	1	U	UG/L
LC34-DPT0673-088.0-20181211	VINYL CHLORIDE	75-01-4	12		UG/L
LC34-DPT0673-093.0-20181212	1,1,2-TRICHLOROTRIFLUOROETHANE	76-13-1	1	U	UG/L
LC34-DPT0673-093.0-20181212	1,1-DICHLOROETHENE	75-35-4	1	U	UG/L
LC34-DPT0673-093.0-20181212	CIS-1,2-DICHLOROETHENE	156-59-2	6		UG/L
LC34-DPT0673-093.0-20181212	TRANS-1,2-DICHLOROETHENE	156-60-5	1	U	UG/L
LC34-DPT0673-093.0-20181212	TRICHLOROETHENE	79-01-6	5		UG/L
LC34-DPT0673-093.0-20181212	VINYL CHLORIDE	75-01-4	5		UG/L
LC34-DPT0673-098.0-20181212	1,1,2-TRICHLOROTRIFLUOROETHANE	76-13-1	1	U	UG/L
LC34-DPT0673-098.0-20181212	1,1-DICHLOROETHENE	75-35-4	1	U	UG/L
LC34-DPT0673-098.0-20181212	CIS-1,2-DICHLOROETHENE	156-59-2	2		UG/L
LC34-DPT0673-098.0-20181212	TRANS-1,2-DICHLOROETHENE	156-60-5	1	U	UG/L
LC34-DPT0673-098.0-20181212	TRICHLOROETHENE	79-01-6	1	U	UG/L
LC34-DPT0673-098.0-20181212	VINYL CHLORIDE	75-01-4	1		UG/L
LC34-DPT0674-008.0-20181212	1,1,2-TRICHLOROTRIFLUOROETHANE	76-13-1	1	U	UG/L
LC34-DPT0674-008.0-20181212	1,1-DICHLOROETHENE	75-35-4	1	U	UG/L
LC34-DPT0674-008.0-20181212	CIS-1,2-DICHLOROETHENE	156-59-2	14		UG/L
LC34-DPT0674-008.0-20181212	TRANS-1,2-DICHLOROETHENE	156-60-5	1	U	UG/L
LC34-DPT0674-008.0-20181212	TRICHLOROETHENE	79-01-6	1	U	UG/L
LC34-DPT0674-008.0-20181212	VINYL CHLORIDE	75-01-4	1	U	UG/L
LC34-DPT0674-013.0-20181212	1,1,2-TRICHLOROTRIFLUOROETHANE	76-13-1	1	U	UG/L
LC34-DPT0674-013.0-20181212	1,1-DICHLOROETHENE	75-35-4	1	U	UG/L
LC34-DPT0674-013.0-20181212	CIS-1,2-DICHLOROETHENE	156-59-2	33		UG/L
LC34-DPT0674-013.0-20181212	TRANS-1,2-DICHLOROETHENE	156-60-5	1	U	UG/L

DPT Results - DNAPL Source Zone
Launch Complex 34, SWMU CC054

Sample_ID	Parameter	CAS	Lab Result	Qualifier	Units
LC34-DPT0674-013.0-20181212	TRICHLOROETHENE	79-01-6	1	U	UG/L
LC34-DPT0674-013.0-20181212	VINYL CHLORIDE	75-01-4	22		UG/L
LC34-DPT0674-018.0-20181212	1,1,2-TRICHLOROTRIFLUOROETHANE	76-13-1	1	U	UG/L
LC34-DPT0674-018.0-20181212	1,1-DICHLOROETHENE	75-35-4	1	U	UG/L
LC34-DPT0674-018.0-20181212	CIS-1,2-DICHLOROETHENE	156-59-2	29		UG/L
LC34-DPT0674-018.0-20181212	TRANS-1,2-DICHLOROETHENE	156-60-5	1	U	UG/L
LC34-DPT0674-018.0-20181212	TRICHLOROETHENE	79-01-6	1		UG/L
LC34-DPT0674-018.0-20181212	VINYL CHLORIDE	75-01-4	72		UG/L
LC34-DPT0674-023.0-20181212	1,1,2-TRICHLOROTRIFLUOROETHANE	76-13-1	1	U	UG/L
LC34-DPT0674-023.0-20181212	1,1-DICHLOROETHENE	75-35-4	1	U	UG/L
LC34-DPT0674-023.0-20181212	CIS-1,2-DICHLOROETHENE	156-59-2	51		UG/L
LC34-DPT0674-023.0-20181212	TRANS-1,2-DICHLOROETHENE	156-60-5	1		UG/L
LC34-DPT0674-023.0-20181212	TRICHLOROETHENE	79-01-6	2		UG/L
LC34-DPT0674-023.0-20181212	VINYL CHLORIDE	75-01-4	170		UG/L
LC34-DPT0674-028.0-20181212	1,1,2-TRICHLOROTRIFLUOROETHANE	76-13-1	100	U	UG/L
LC34-DPT0674-028.0-20181212	1,1-DICHLOROETHENE	75-35-4	100	U	UG/L
LC34-DPT0674-028.0-20181212	CIS-1,2-DICHLOROETHENE	156-59-2	30500		UG/L
LC34-DPT0674-028.0-20181212	TRANS-1,2-DICHLOROETHENE	156-60-5	610		UG/L
LC34-DPT0674-028.0-20181212	TRICHLOROETHENE	79-01-6	100	U	UG/L
LC34-DPT0674-028.0-20181212	VINYL CHLORIDE	75-01-4	5200		UG/L
LC34-DPT0674-033.0-20181212	1,1,2-TRICHLOROTRIFLUOROETHANE	76-13-1	250	U	UG/L
LC34-DPT0674-033.0-20181212	1,1-DICHLOROETHENE	75-35-4	280		UG/L
LC34-DPT0674-033.0-20181212	CIS-1,2-DICHLOROETHENE	156-59-2	139000		UG/L
LC34-DPT0674-033.0-20181212	TRANS-1,2-DICHLOROETHENE	156-60-5	2900		UG/L
LC34-DPT0674-033.0-20181212	TRICHLOROETHENE	79-01-6	250	U	UG/L
LC34-DPT0674-033.0-20181212	VINYL CHLORIDE	75-01-4	12200		UG/L
LC34-DPT0674-038.0-20181212	1,1,2-TRICHLOROTRIFLUOROETHANE	76-13-1	200	U	UG/L
LC34-DPT0674-038.0-20181212	1,1-DICHLOROETHENE	75-35-4	200	U	UG/L
LC34-DPT0674-038.0-20181212	CIS-1,2-DICHLOROETHENE	156-59-2	17100		UG/L

DPT Results - DNAPL Source Zone
Launch Complex 34, SWMU CC054

Sample_ID	Parameter	CAS	Lab Result	Qualifier	Units
LC34-DPT0674-038.0-20181212	TRANS-1,2-DICHLOROETHENE	156-60-5	200	U	UG/L
LC34-DPT0674-038.0-20181212	TRICHLOROETHENE	79-01-6	200	U	UG/L
LC34-DPT0674-038.0-20181212	VINYL CHLORIDE	75-01-4	7400		UG/L
LC34-DPT0674-043.0-20181212	1,1,2-TRICHLOROTRIFLUOROETHANE	76-13-1	2	U	UG/L
LC34-DPT0674-043.0-20181212	1,1-DICHLOROETHENE	75-35-4	2	U	UG/L
LC34-DPT0674-043.0-20181212	CIS-1,2-DICHLOROETHENE	156-59-2	25		UG/L
LC34-DPT0674-043.0-20181212	TRANS-1,2-DICHLOROETHENE	156-60-5	2	U	UG/L
LC34-DPT0674-043.0-20181212	TRICHLOROETHENE	79-01-6	2	U	UG/L
LC34-DPT0674-043.0-20181212	VINYL CHLORIDE	75-01-4	96		UG/L
LC34-DPT0674-048.0-20181212	1,1,2-TRICHLOROTRIFLUOROETHANE	76-13-1	1	U	UG/L
LC34-DPT0674-048.0-20181212	1,1-DICHLOROETHENE	75-35-4	1	U	UG/L
LC34-DPT0674-048.0-20181212	CIS-1,2-DICHLOROETHENE	156-59-2	2		UG/L
LC34-DPT0674-048.0-20181212	TRANS-1,2-DICHLOROETHENE	156-60-5	1	U	UG/L
LC34-DPT0674-048.0-20181212	TRICHLOROETHENE	79-01-6	1	U	UG/L
LC34-DPT0674-048.0-20181212	VINYL CHLORIDE	75-01-4	6		UG/L
LC34-DPT0674-053.0-20181212	1,1,2-TRICHLOROTRIFLUOROETHANE	76-13-1	1	U	UG/L
LC34-DPT0674-053.0-20181212	1,1-DICHLOROETHENE	75-35-4	1	U	UG/L
LC34-DPT0674-053.0-20181212	CIS-1,2-DICHLOROETHENE	156-59-2	1		UG/L
LC34-DPT0674-053.0-20181212	TRANS-1,2-DICHLOROETHENE	156-60-5	1	U	UG/L
LC34-DPT0674-053.0-20181212	TRICHLOROETHENE	79-01-6	1	U	UG/L
LC34-DPT0674-053.0-20181212	VINYL CHLORIDE	75-01-4	1	U	UG/L
LC34-DPT0674-058.0-20181212	1,1,2-TRICHLOROTRIFLUOROETHANE	76-13-1	1	U	UG/L
LC34-DPT0674-058.0-20181212	1,1-DICHLOROETHENE	75-35-4	1	U	UG/L
LC34-DPT0674-058.0-20181212	CIS-1,2-DICHLOROETHENE	156-59-2	1		UG/L
LC34-DPT0674-058.0-20181212	TRANS-1,2-DICHLOROETHENE	156-60-5	1	U	UG/L
LC34-DPT0674-058.0-20181212	TRICHLOROETHENE	79-01-6	1	U	UG/L
LC34-DPT0674-058.0-20181212	VINYL CHLORIDE	75-01-4	1	U	UG/L
LC34-DPT0674-063.0-20181212	1,1,2-TRICHLOROTRIFLUOROETHANE	76-13-1	1	U	UG/L
LC34-DPT0674-063.0-20181212	1,1-DICHLOROETHENE	75-35-4	1	U	UG/L

DPT Results - DNAPL Source Zone
Launch Complex 34, SWMU CC054

Sample_ID	Parameter	CAS	Lab Result	Qualifier	Units
LC34-DPT0674-063.0-20181212	CIS-1,2-DICHLOROETHENE	156-59-2	2		UG/L
LC34-DPT0674-063.0-20181212	TRANS-1,2-DICHLOROETHENE	156-60-5	1	U	UG/L
LC34-DPT0674-063.0-20181212	TRICHLOROETHENE	79-01-6	1	U	UG/L
LC34-DPT0674-063.0-20181212	VINYL CHLORIDE	75-01-4	1	U	UG/L
LC34-DPT0674-068.0-20181212	1,1,2-TRICHLOROTRIFLUOROETHANE	76-13-1	1	U	UG/L
LC34-DPT0674-068.0-20181212	1,1-DICHLOROETHENE	75-35-4	1	U	UG/L
LC34-DPT0674-068.0-20181212	CIS-1,2-DICHLOROETHENE	156-59-2	2		UG/L
LC34-DPT0674-068.0-20181212	TRANS-1,2-DICHLOROETHENE	156-60-5	1	U	UG/L
LC34-DPT0674-068.0-20181212	TRICHLOROETHENE	79-01-6	1	U	UG/L
LC34-DPT0674-068.0-20181212	VINYL CHLORIDE	75-01-4	1	U	UG/L
LC34-DPT0674-073.0-20181212	1,1,2-TRICHLOROTRIFLUOROETHANE	76-13-1	1	U	UG/L
LC34-DPT0674-073.0-20181212	1,1-DICHLOROETHENE	75-35-4	2		UG/L
LC34-DPT0674-073.0-20181212	CIS-1,2-DICHLOROETHENE	156-59-2	420		UG/L
LC34-DPT0674-073.0-20181212	TRANS-1,2-DICHLOROETHENE	156-60-5	26		UG/L
LC34-DPT0674-073.0-20181212	TRICHLOROETHENE	79-01-6	620		UG/L
LC34-DPT0674-073.0-20181212	VINYL CHLORIDE	75-01-4	2		UG/L
LC34-DPT0674-078.0-20181212	1,1,2-TRICHLOROTRIFLUOROETHANE	76-13-1	5	U	UG/L
LC34-DPT0674-078.0-20181212	1,1-DICHLOROETHENE	75-35-4	5		UG/L
LC34-DPT0674-078.0-20181212	CIS-1,2-DICHLOROETHENE	156-59-2	1200		UG/L
LC34-DPT0674-078.0-20181212	TRANS-1,2-DICHLOROETHENE	156-60-5	12		UG/L
LC34-DPT0674-078.0-20181212	TRICHLOROETHENE	79-01-6	130		UG/L
LC34-DPT0674-078.0-20181212	VINYL CHLORIDE	75-01-4	5	U	UG/L
LC34-DPT0674-083.0-20181212	1,1,2-TRICHLOROTRIFLUOROETHANE	76-13-1	1	U	UG/L
LC34-DPT0674-083.0-20181212	1,1-DICHLOROETHENE	75-35-4	1	U	UG/L
LC34-DPT0674-083.0-20181212	CIS-1,2-DICHLOROETHENE	156-59-2	17		UG/L
LC34-DPT0674-083.0-20181212	TRANS-1,2-DICHLOROETHENE	156-60-5	1	U	UG/L
LC34-DPT0674-083.0-20181212	TRICHLOROETHENE	79-01-6	1	U	UG/L
LC34-DPT0674-083.0-20181212	VINYL CHLORIDE	75-01-4	1		UG/L
LC34-DPT0674-088.0-20181212	1,1,2-TRICHLOROTRIFLUOROETHANE	76-13-1	1	U	UG/L

DPT Results - DNAPL Source Zone
Launch Complex 34, SWMU CC054

Sample_ID	Parameter	CAS	Lab Result	Qualifier	Units
LC34-DPT0674-088.0-20181212	1,1-DICHLOROETHENE	75-35-4	1	U	UG/L
LC34-DPT0674-088.0-20181212	CIS-1,2-DICHLOROETHENE	156-59-2	32		UG/L
LC34-DPT0674-088.0-20181212	TRANS-1,2-DICHLOROETHENE	156-60-5	1	U	UG/L
LC34-DPT0674-088.0-20181212	TRICHLOROETHENE	79-01-6	1	U	UG/L
LC34-DPT0674-088.0-20181212	VINYL CHLORIDE	75-01-4	3		UG/L
LC34-DPT0674-093.0-20181212	1,1,2-TRICHLOROTRIFLUOROETHANE	76-13-1	1	U	UG/L
LC34-DPT0674-093.0-20181212	1,1-DICHLOROETHENE	75-35-4	1	U	UG/L
LC34-DPT0674-093.0-20181212	CIS-1,2-DICHLOROETHENE	156-59-2	58		UG/L
LC34-DPT0674-093.0-20181212	TRANS-1,2-DICHLOROETHENE	156-60-5	1	U	UG/L
LC34-DPT0674-093.0-20181212	TRICHLOROETHENE	79-01-6	1	U	UG/L
LC34-DPT0674-093.0-20181212	VINYL CHLORIDE	75-01-4	3		UG/L
LC34-DPT0674-098.0-20181212	1,1,2-TRICHLOROTRIFLUOROETHANE	76-13-1	20	U	UG/L
LC34-DPT0674-098.0-20181212	1,1-DICHLOROETHENE	75-35-4	20	U	UG/L
LC34-DPT0674-098.0-20181212	CIS-1,2-DICHLOROETHENE	156-59-2	20	U	UG/L
LC34-DPT0674-098.0-20181212	TRANS-1,2-DICHLOROETHENE	156-60-5	20	U	UG/L
LC34-DPT0674-098.0-20181212	TRICHLOROETHENE	79-01-6	980		UG/L
LC34-DPT0674-098.0-20181212	VINYL CHLORIDE	75-01-4	20	U	UG/L
LC34-DPT0675-008.0-20181213	1,1,2-TRICHLOROTRIFLUOROETHANE	76-13-1	1	U	UG/L
LC34-DPT0675-008.0-20181213	1,1-DICHLOROETHENE	75-35-4	1	U	UG/L
LC34-DPT0675-008.0-20181213	CIS-1,2-DICHLOROETHENE	156-59-2	32		UG/L
LC34-DPT0675-008.0-20181213	TRANS-1,2-DICHLOROETHENE	156-60-5	1	U	UG/L
LC34-DPT0675-008.0-20181213	TRICHLOROETHENE	79-01-6	1	U	UG/L
LC34-DPT0675-008.0-20181213	VINYL CHLORIDE	75-01-4	19		UG/L
LC34-DPT0675-013.0-20181213	1,1,2-TRICHLOROTRIFLUOROETHANE	76-13-1	1	U	UG/L
LC34-DPT0675-013.0-20181213	1,1-DICHLOROETHENE	75-35-4	1	U	UG/L
LC34-DPT0675-013.0-20181213	CIS-1,2-DICHLOROETHENE	156-59-2	41		UG/L
LC34-DPT0675-013.0-20181213	TRANS-1,2-DICHLOROETHENE	156-60-5	1	U	UG/L
LC34-DPT0675-013.0-20181213	TRICHLOROETHENE	79-01-6	1		UG/L
LC34-DPT0675-013.0-20181213	VINYL CHLORIDE	75-01-4	25		UG/L

DPT Results - DNAPL Source Zone
Launch Complex 34, SWMU CC054

Sample_ID	Parameter	CAS	Lab Result	Qualifier	Units
LC34-DPT0675-018.0-20181213	1,1,2-TRICHLOROTRIFLUOROETHANE	76-13-1	1	U	UG/L
LC34-DPT0675-018.0-20181213	1,1-DICHLOROETHENE	75-35-4	1	U	UG/L
LC34-DPT0675-018.0-20181213	CIS-1,2-DICHLOROETHENE	156-59-2	41		UG/L
LC34-DPT0675-018.0-20181213	TRANS-1,2-DICHLOROETHENE	156-60-5	1	U	UG/L
LC34-DPT0675-018.0-20181213	TRICHLOROETHENE	79-01-6	2		UG/L
LC34-DPT0675-018.0-20181213	VINYL CHLORIDE	75-01-4	34		UG/L
LC34-DPT0675-023.0-20181213	1,1,2-TRICHLOROTRIFLUOROETHANE	76-13-1	2	U	UG/L
LC34-DPT0675-023.0-20181213	1,1-DICHLOROETHENE	75-35-4	2	U	UG/L
LC34-DPT0675-023.0-20181213	CIS-1,2-DICHLOROETHENE	156-59-2	5		UG/L
LC34-DPT0675-023.0-20181213	TRANS-1,2-DICHLOROETHENE	156-60-5	4		UG/L
LC34-DPT0675-023.0-20181213	TRICHLOROETHENE	79-01-6	2	U	UG/L
LC34-DPT0675-023.0-20181213	VINYL CHLORIDE	75-01-4	59		UG/L
LC34-DPT0675-028.0-20181213	1,1,2-TRICHLOROTRIFLUOROETHANE	76-13-1	3	U	UG/L
LC34-DPT0675-028.0-20181213	1,1-DICHLOROETHENE	75-35-4	3	U	UG/L
LC34-DPT0675-028.0-20181213	CIS-1,2-DICHLOROETHENE	156-59-2	9		UG/L
LC34-DPT0675-028.0-20181213	TRANS-1,2-DICHLOROETHENE	156-60-5	6		UG/L
LC34-DPT0675-028.0-20181213	TRICHLOROETHENE	79-01-6	11		UG/L
LC34-DPT0675-028.0-20181213	VINYL CHLORIDE	75-01-4	63		UG/L
LC34-DPT0675-033.0-20181213	1,1,2-TRICHLOROTRIFLUOROETHANE	76-13-1	40	U	UG/L
LC34-DPT0675-033.0-20181213	1,1-DICHLOROETHENE	75-35-4	40	U	UG/L
LC34-DPT0675-033.0-20181213	CIS-1,2-DICHLOROETHENE	156-59-2	840		UG/L
LC34-DPT0675-033.0-20181213	TRANS-1,2-DICHLOROETHENE	156-60-5	65		UG/L
LC34-DPT0675-033.0-20181213	TRICHLOROETHENE	79-01-6	40	U	UG/L
LC34-DPT0675-033.0-20181213	VINYL CHLORIDE	75-01-4	680		UG/L
LC34-DPT0675-038.0-20181213	1,1,2-TRICHLOROTRIFLUOROETHANE	76-13-1	290	U	UG/L
LC34-DPT0675-038.0-20181213	1,1-DICHLOROETHENE	75-35-4	560		UG/L
LC34-DPT0675-038.0-20181213	CIS-1,2-DICHLOROETHENE	156-59-2	103000		UG/L
LC34-DPT0675-038.0-20181213	TRANS-1,2-DICHLOROETHENE	156-60-5	2600		UG/L
LC34-DPT0675-038.0-20181213	TRICHLOROETHENE	79-01-6	290	U	UG/L

DPT Results - DNAPL Source Zone
Launch Complex 34, SWMU CC054

Sample_ID	Parameter	CAS	Lab Result	Qualifier	Units
LC34-DPT0675-038.0-20181213	VINYL CHLORIDE	75-01-4	5000		UG/L
LC34-DPT0675-043.0-20181213	1,1,2-TRICHLOROTRIFLUOROETHANE	76-13-1	290	U	UG/L
LC34-DPT0675-043.0-20181213	1,1-DICHLOROETHENE	75-35-4	290	U	UG/L
LC34-DPT0675-043.0-20181213	CIS-1,2-DICHLOROETHENE	156-59-2	42500		UG/L
LC34-DPT0675-043.0-20181213	TRANS-1,2-DICHLOROETHENE	156-60-5	510		UG/L
LC34-DPT0675-043.0-20181213	TRICHLOROETHENE	79-01-6	290	U	UG/L
LC34-DPT0675-043.0-20181213	VINYL CHLORIDE	75-01-4	6400		UG/L
LC34-DPT0675-048.0-20181213	1,1,2-TRICHLOROTRIFLUOROETHANE	76-13-1	1	U	UG/L
LC34-DPT0675-048.0-20181213	1,1-DICHLOROETHENE	75-35-4	1	U	UG/L
LC34-DPT0675-048.0-20181213	CIS-1,2-DICHLOROETHENE	156-59-2	2		UG/L
LC34-DPT0675-048.0-20181213	TRANS-1,2-DICHLOROETHENE	156-60-5	1	U	UG/L
LC34-DPT0675-048.0-20181213	TRICHLOROETHENE	79-01-6	1	U	UG/L
LC34-DPT0675-048.0-20181213	VINYL CHLORIDE	75-01-4	1	U	UG/L
LC34-DPT0675-053.0-20181213	1,1,2-TRICHLOROTRIFLUOROETHANE	76-13-1	1	U	UG/L
LC34-DPT0675-053.0-20181213	1,1-DICHLOROETHENE	75-35-4	1	U	UG/L
LC34-DPT0675-053.0-20181213	CIS-1,2-DICHLOROETHENE	156-59-2	2		UG/L
LC34-DPT0675-053.0-20181213	TRANS-1,2-DICHLOROETHENE	156-60-5	1	U	UG/L
LC34-DPT0675-053.0-20181213	TRICHLOROETHENE	79-01-6	1	U	UG/L
LC34-DPT0675-053.0-20181213	VINYL CHLORIDE	75-01-4	2		UG/L
LC34-DPT0675-058.0-20181213	1,1,2-TRICHLOROTRIFLUOROETHANE	76-13-1	1	U	UG/L
LC34-DPT0675-058.0-20181213	1,1-DICHLOROETHENE	75-35-4	1	U	UG/L
LC34-DPT0675-058.0-20181213	CIS-1,2-DICHLOROETHENE	156-59-2	26		UG/L
LC34-DPT0675-058.0-20181213	TRANS-1,2-DICHLOROETHENE	156-60-5	2		UG/L
LC34-DPT0675-058.0-20181213	TRICHLOROETHENE	79-01-6	5		UG/L
LC34-DPT0675-058.0-20181213	VINYL CHLORIDE	75-01-4	1	U	UG/L
LC34-DPT0675-063.0-20181213	1,1,2-TRICHLOROTRIFLUOROETHANE	76-13-1	1	U	UG/L
LC34-DPT0675-063.0-20181213	1,1-DICHLOROETHENE	75-35-4	1	U	UG/L
LC34-DPT0675-063.0-20181213	CIS-1,2-DICHLOROETHENE	156-59-2	26		UG/L
LC34-DPT0675-063.0-20181213	TRANS-1,2-DICHLOROETHENE	156-60-5	5		UG/L

DPT Results - DNAPL Source Zone
Launch Complex 34, SWMU CC054

Sample_ID	Parameter	CAS	Lab Result	Qualifier	Units
LC34-DPT0675-063.0-20181213	TRICHLOROETHENE	79-01-6	3		UG/L
LC34-DPT0675-063.0-20181213	VINYL CHLORIDE	75-01-4	1	U	UG/L
LC34-DPT0675-068.0-20181213	1,1,2-TRICHLOROTRIFLUOROETHANE	76-13-1	1	U	UG/L
LC34-DPT0675-068.0-20181213	1,1-DICHLOROETHENE	75-35-4	1	U	UG/L
LC34-DPT0675-068.0-20181213	CIS-1,2-DICHLOROETHENE	156-59-2	5		UG/L
LC34-DPT0675-068.0-20181213	TRANS-1,2-DICHLOROETHENE	156-60-5	2		UG/L
LC34-DPT0675-068.0-20181213	TRICHLOROETHENE	79-01-6	1		UG/L
LC34-DPT0675-068.0-20181213	VINYL CHLORIDE	75-01-4	1	U	UG/L
LC34-DPT0675-073.0-20181213	1,1,2-TRICHLOROTRIFLUOROETHANE	76-13-1	290	U	UG/L
LC34-DPT0675-073.0-20181213	1,1-DICHLOROETHENE	75-35-4	290	U	UG/L
LC34-DPT0675-073.0-20181213	CIS-1,2-DICHLOROETHENE	156-59-2	3000		UG/L
LC34-DPT0675-073.0-20181213	TRANS-1,2-DICHLOROETHENE	156-60-5	290	U	UG/L
LC34-DPT0675-073.0-20181213	TRICHLOROETHENE	79-01-6	23700		UG/L
LC34-DPT0675-073.0-20181213	VINYL CHLORIDE	75-01-4	290	U	UG/L
LC34-DPT0675-078.0-20181213	1,1,2-TRICHLOROTRIFLUOROETHANE	76-13-1	10	U	UG/L
LC34-DPT0675-078.0-20181213	1,1-DICHLOROETHENE	75-35-4	48		UG/L
LC34-DPT0675-078.0-20181213	CIS-1,2-DICHLOROETHENE	156-59-2	7800		UG/L
LC34-DPT0675-078.0-20181213	TRANS-1,2-DICHLOROETHENE	156-60-5	82		UG/L
LC34-DPT0675-078.0-20181213	TRICHLOROETHENE	79-01-6	92200		UG/L
LC34-DPT0675-078.0-20181213	VINYL CHLORIDE	75-01-4	14		UG/L
LC34-DPT0675-083.0-20181213	1,1,2-TRICHLOROTRIFLUOROETHANE	76-13-1	3	U	UG/L
LC34-DPT0675-083.0-20181213	1,1-DICHLOROETHENE	75-35-4	3	U	UG/L
LC34-DPT0675-083.0-20181213	CIS-1,2-DICHLOROETHENE	156-59-2	26		UG/L
LC34-DPT0675-083.0-20181213	TRANS-1,2-DICHLOROETHENE	156-60-5	3	U	UG/L
LC34-DPT0675-083.0-20181213	TRICHLOROETHENE	79-01-6	83		UG/L
LC34-DPT0675-083.0-20181213	VINYL CHLORIDE	75-01-4	3	U	UG/L
LC34-DPT0675-088.0-20181213	1,1,2-TRICHLOROTRIFLUOROETHANE	76-13-1	1	U	UG/L
LC34-DPT0675-088.0-20181213	1,1-DICHLOROETHENE	75-35-4	1	U	UG/L
LC34-DPT0675-088.0-20181213	CIS-1,2-DICHLOROETHENE	156-59-2	6		UG/L

DPT Results - DNAPL Source Zone
Launch Complex 34, SWMU CC054

Sample_ID	Parameter	CAS	Lab Result	Qualifier	Units
LC34-DPT0675-088.0-20181213	TRANS-1,2-DICHLOROETHENE	156-60-5	1	U	UG/L
LC34-DPT0675-088.0-20181213	TRICHLOROETHENE	79-01-6	17		UG/L
LC34-DPT0675-088.0-20181213	VINYL CHLORIDE	75-01-4	1	U	UG/L
LC34-DPT0675-093.0-20181213	1,1,2-TRICHLOROTRIFLUOROETHANE	76-13-1	1	U	UG/L
LC34-DPT0675-093.0-20181213	1,1-DICHLOROETHENE	75-35-4	1	U	UG/L
LC34-DPT0675-093.0-20181213	CIS-1,2-DICHLOROETHENE	156-59-2	320		UG/L
LC34-DPT0675-093.0-20181213	TRANS-1,2-DICHLOROETHENE	156-60-5	5		UG/L
LC34-DPT0675-093.0-20181213	TRICHLOROETHENE	79-01-6	180		UG/L
LC34-DPT0675-093.0-20181213	VINYL CHLORIDE	75-01-4	7		UG/L
LC34-DPT0675-098.0-20181213	1,1,2-TRICHLOROTRIFLUOROETHANE	76-13-1	3	U	UG/L
LC34-DPT0675-098.0-20181213	1,1-DICHLOROETHENE	75-35-4	3	U	UG/L
LC34-DPT0675-098.0-20181213	CIS-1,2-DICHLOROETHENE	156-59-2	320		UG/L
LC34-DPT0675-098.0-20181213	TRANS-1,2-DICHLOROETHENE	156-60-5	5	U	UG/L
LC34-DPT0675-098.0-20181213	TRICHLOROETHENE	79-01-6	180		UG/L
LC34-DPT0675-098.0-20181213	VINYL CHLORIDE	75-01-4	6		UG/L
LC34-DPT0676-008.0-20181214	1,1,2-TRICHLOROTRIFLUOROETHANE	76-13-1	1	U	UG/L
LC34-DPT0676-008.0-20181214	1,1-DICHLOROETHENE	75-35-4	1	U	UG/L
LC34-DPT0676-008.0-20181214	CIS-1,2-DICHLOROETHENE	156-59-2	5		UG/L
LC34-DPT0676-008.0-20181214	TRANS-1,2-DICHLOROETHENE	156-60-5	1	U	UG/L
LC34-DPT0676-008.0-20181214	TRICHLOROETHENE	79-01-6	1	U	UG/L
LC34-DPT0676-008.0-20181214	VINYL CHLORIDE	75-01-4	1	U	UG/L
LC34-DPT0676-013.0-20181214	1,1,2-TRICHLOROTRIFLUOROETHANE	76-13-1	2	U	UG/L
LC34-DPT0676-013.0-20181214	1,1-DICHLOROETHENE	75-35-4	2	U	UG/L
LC34-DPT0676-013.0-20181214	CIS-1,2-DICHLOROETHENE	156-59-2	320		UG/L
LC34-DPT0676-013.0-20181214	TRANS-1,2-DICHLOROETHENE	156-60-5	11		UG/L
LC34-DPT0676-013.0-20181214	TRICHLOROETHENE	79-01-6	2	U	UG/L
LC34-DPT0676-013.0-20181214	VINYL CHLORIDE	75-01-4	35		UG/L
LC34-DPT0676-018.0-20181214	1,1,2-TRICHLOROTRIFLUOROETHANE	76-13-1	20	U	UG/L
LC34-DPT0676-018.0-20181214	1,1-DICHLOROETHENE	75-35-4	20	U	UG/L

DPT Results - DNAPL Source Zone
Launch Complex 34, SWMU CC054

Sample_ID	Parameter	CAS	Lab Result	Qualifier	Units
LC34-DPT0676-018.0-20181214	CIS-1,2-DICHLOROETHENE	156-59-2	3900		UG/L
LC34-DPT0676-018.0-20181214	TRANS-1,2-DICHLOROETHENE	156-60-5	190		UG/L
LC34-DPT0676-018.0-20181214	TRICHLOROETHENE	79-01-6	20	U	UG/L
LC34-DPT0676-018.0-20181214	VINYL CHLORIDE	75-01-4	290		UG/L
LC34-DPT0676-023.0-20181214	1,1,2-TRICHLOROTRIFLUOROETHANE	76-13-1	290	U	UG/L
LC34-DPT0676-023.0-20181214	1,1-DICHLOROETHENE	75-35-4	290	U	UG/L
LC34-DPT0676-023.0-20181214	CIS-1,2-DICHLOROETHENE	156-59-2	21400		UG/L
LC34-DPT0676-023.0-20181214	TRANS-1,2-DICHLOROETHENE	156-60-5	940		UG/L
LC34-DPT0676-023.0-20181214	TRICHLOROETHENE	79-01-6	290	U	UG/L
LC34-DPT0676-023.0-20181214	VINYL CHLORIDE	75-01-4	2500		UG/L
LC34-DPT0676-028.0-20181214	1,1,2-TRICHLOROTRIFLUOROETHANE	76-13-1	290	U	UG/L
LC34-DPT0676-028.0-20181214	1,1-DICHLOROETHENE	75-35-4	290	U	UG/L
LC34-DPT0676-028.0-20181214	CIS-1,2-DICHLOROETHENE	156-59-2	73800		UG/L
LC34-DPT0676-028.0-20181214	TRANS-1,2-DICHLOROETHENE	156-60-5	3100		UG/L
LC34-DPT0676-028.0-20181214	TRICHLOROETHENE	79-01-6	290	U	UG/L
LC34-DPT0676-028.0-20181214	VINYL CHLORIDE	75-01-4	41400		UG/L
LC34-DPT0676-033.0-20181214	1,1,2-TRICHLOROTRIFLUOROETHANE	76-13-1	290	U	UG/L
LC34-DPT0676-033.0-20181214	1,1-DICHLOROETHENE	75-35-4	290	U	UG/L
LC34-DPT0676-033.0-20181214	CIS-1,2-DICHLOROETHENE	156-59-2	290	U	UG/L
LC34-DPT0676-033.0-20181214	TRANS-1,2-DICHLOROETHENE	156-60-5	290	U	UG/L
LC34-DPT0676-033.0-20181214	TRICHLOROETHENE	79-01-6	290	U	UG/L
LC34-DPT0676-033.0-20181214	VINYL CHLORIDE	75-01-4	29100		UG/L
LC34-DPT0676-038.0-20181214	1,1,2-TRICHLOROTRIFLUOROETHANE	76-13-1	100	U	UG/L
LC34-DPT0676-038.0-20181214	1,1-DICHLOROETHENE	75-35-4	100	U	UG/L
LC34-DPT0676-038.0-20181214	CIS-1,2-DICHLOROETHENE	156-59-2	180		UG/L
LC34-DPT0676-038.0-20181214	TRANS-1,2-DICHLOROETHENE	156-60-5	100	U	UG/L
LC34-DPT0676-038.0-20181214	TRICHLOROETHENE	79-01-6	100	U	UG/L
LC34-DPT0676-038.0-20181214	VINYL CHLORIDE	75-01-4	7100		UG/L
LC34-DPT0676-043.0-20181214	1,1,2-TRICHLOROTRIFLUOROETHANE	76-13-1	1	U	UG/L

DPT Results - DNAPL Source Zone
Launch Complex 34, SWMU CC054

Sample_ID	Parameter	CAS	Lab Result	Qualifier	Units
LC34-DPT0676-043.0-20181214	1,1-DICHLOROETHENE	75-35-4	1	U	UG/L
LC34-DPT0676-043.0-20181214	CIS-1,2-DICHLOROETHENE	156-59-2	13		UG/L
LC34-DPT0676-043.0-20181214	TRANS-1,2-DICHLOROETHENE	156-60-5	1	U	UG/L
LC34-DPT0676-043.0-20181214	TRICHLOROETHENE	79-01-6	1	U	UG/L
LC34-DPT0676-043.0-20181214	VINYL CHLORIDE	75-01-4	40		UG/L
LC34-DPT0676-048.0-20181214	1,1,2-TRICHLOROTRIFLUOROETHANE	76-13-1	1	U	UG/L
LC34-DPT0676-048.0-20181214	1,1-DICHLOROETHENE	75-35-4	1	U	UG/L
LC34-DPT0676-048.0-20181214	CIS-1,2-DICHLOROETHENE	156-59-2	3		UG/L
LC34-DPT0676-048.0-20181214	TRANS-1,2-DICHLOROETHENE	156-60-5	1	U	UG/L
LC34-DPT0676-048.0-20181214	TRICHLOROETHENE	79-01-6	1	U	UG/L
LC34-DPT0676-048.0-20181214	VINYL CHLORIDE	75-01-4	1	U	UG/L
LC34-DPT0676-053.0-20181214	1,1,2-TRICHLOROTRIFLUOROETHANE	76-13-1	1	U	UG/L
LC34-DPT0676-053.0-20181214	1,1-DICHLOROETHENE	75-35-4	1	U	UG/L
LC34-DPT0676-053.0-20181214	CIS-1,2-DICHLOROETHENE	156-59-2	1	U	UG/L
LC34-DPT0676-053.0-20181214	TRANS-1,2-DICHLOROETHENE	156-60-5	1	U	UG/L
LC34-DPT0676-053.0-20181214	TRICHLOROETHENE	79-01-6	1	U	UG/L
LC34-DPT0676-053.0-20181214	VINYL CHLORIDE	75-01-4	1	U	UG/L
LC34-DPT0676-058.0-20181214	1,1,2-TRICHLOROTRIFLUOROETHANE	76-13-1	1	U	UG/L
LC34-DPT0676-058.0-20181214	1,1-DICHLOROETHENE	75-35-4	1	U	UG/L
LC34-DPT0676-058.0-20181214	CIS-1,2-DICHLOROETHENE	156-59-2	1		UG/L
LC34-DPT0676-058.0-20181214	TRANS-1,2-DICHLOROETHENE	156-60-5	1	U	UG/L
LC34-DPT0676-058.0-20181214	TRICHLOROETHENE	79-01-6	1	U	UG/L
LC34-DPT0676-058.0-20181214	VINYL CHLORIDE	75-01-4	1	U	UG/L
LC34-DPT0676-063.0-20181214	1,1,2-TRICHLOROTRIFLUOROETHANE	76-13-1	1	U	UG/L
LC34-DPT0676-063.0-20181214	1,1-DICHLOROETHENE	75-35-4	1	U	UG/L
LC34-DPT0676-063.0-20181214	CIS-1,2-DICHLOROETHENE	156-59-2	4		UG/L
LC34-DPT0676-063.0-20181214	TRANS-1,2-DICHLOROETHENE	156-60-5	1	U	UG/L
LC34-DPT0676-063.0-20181214	TRICHLOROETHENE	79-01-6	1	U	UG/L
LC34-DPT0676-063.0-20181214	VINYL CHLORIDE	75-01-4	3		UG/L

DPT Results - DNAPL Source Zone
Launch Complex 34, SWMU CC054

Sample_ID	Parameter	CAS	Lab Result	Qualifier	Units
LC34-DPT0676-068.0-20181214	1,1,2-TRICHLOROTRIFLUOROETHANE	76-13-1	1	U	UG/L
LC34-DPT0676-068.0-20181214	1,1-DICHLOROETHENE	75-35-4	1	U	UG/L
LC34-DPT0676-068.0-20181214	CIS-1,2-DICHLOROETHENE	156-59-2	31		UG/L
LC34-DPT0676-068.0-20181214	TRANS-1,2-DICHLOROETHENE	156-60-5	1	U	UG/L
LC34-DPT0676-068.0-20181214	TRICHLOROETHENE	79-01-6	1	U	UG/L
LC34-DPT0676-068.0-20181214	VINYL CHLORIDE	75-01-4	4		UG/L
LC34-DPT0676-073.0-20181214	1,1,2-TRICHLOROTRIFLUOROETHANE	76-13-1	1	U	UG/L
LC34-DPT0676-073.0-20181214	1,1-DICHLOROETHENE	75-35-4	1	U	UG/L
LC34-DPT0676-073.0-20181214	CIS-1,2-DICHLOROETHENE	156-59-2	23		UG/L
LC34-DPT0676-073.0-20181214	TRANS-1,2-DICHLOROETHENE	156-60-5	1	U	UG/L
LC34-DPT0676-073.0-20181214	TRICHLOROETHENE	79-01-6	1	U	UG/L
LC34-DPT0676-073.0-20181214	VINYL CHLORIDE	75-01-4	4		UG/L
LC34-DPT0676-078.0-20181214	1,1,2-TRICHLOROTRIFLUOROETHANE	76-13-1	1	U	UG/L
LC34-DPT0676-078.0-20181214	1,1-DICHLOROETHENE	75-35-4	1	U	UG/L
LC34-DPT0676-078.0-20181214	CIS-1,2-DICHLOROETHENE	156-59-2	4		UG/L
LC34-DPT0676-078.0-20181214	TRANS-1,2-DICHLOROETHENE	156-60-5	1	U	UG/L
LC34-DPT0676-078.0-20181214	TRICHLOROETHENE	79-01-6	1	U	UG/L
LC34-DPT0676-078.0-20181214	VINYL CHLORIDE	75-01-4	1	U	UG/L
LC34-DPT0676-083.0-20181214	1,1,2-TRICHLOROTRIFLUOROETHANE	76-13-1	1	U	UG/L
LC34-DPT0676-083.0-20181214	1,1-DICHLOROETHENE	75-35-4	1	U	UG/L
LC34-DPT0676-083.0-20181214	CIS-1,2-DICHLOROETHENE	156-59-2	1	U	UG/L
LC34-DPT0676-083.0-20181214	TRANS-1,2-DICHLOROETHENE	156-60-5	1	U	UG/L
LC34-DPT0676-083.0-20181214	TRICHLOROETHENE	79-01-6	1	U	UG/L
LC34-DPT0676-083.0-20181214	VINYL CHLORIDE	75-01-4	1	U	UG/L
LC34-DPT0676-088.0-20181214	1,1,2-TRICHLOROTRIFLUOROETHANE	76-13-1	1	U	UG/L
LC34-DPT0676-088.0-20181214	1,1-DICHLOROETHENE	75-35-4	1	U	UG/L
LC34-DPT0676-088.0-20181214	CIS-1,2-DICHLOROETHENE	156-59-2	4		UG/L
LC34-DPT0676-088.0-20181214	TRANS-1,2-DICHLOROETHENE	156-60-5	1	U	UG/L
LC34-DPT0676-088.0-20181214	TRICHLOROETHENE	79-01-6	1	U	UG/L

DPT Results - DNAPL Source Zone
Launch Complex 34, SWMU CC054

Sample_ID	Parameter	CAS	Lab Result	Qualifier	Units
LC34-DPT0676-088.0-20181214	VINYL CHLORIDE	75-01-4	1		UG/L
LC34-DPT0676-093.0-20181214	1,1,2-TRICHLOROTRIFLUOROETHANE	76-13-1	1	U	UG/L
LC34-DPT0676-093.0-20181214	1,1-DICHLOROETHENE	75-35-4	1	U	UG/L
LC34-DPT0676-093.0-20181214	CIS-1,2-DICHLOROETHENE	156-59-2	9		UG/L
LC34-DPT0676-093.0-20181214	TRANS-1,2-DICHLOROETHENE	156-60-5	1	U	UG/L
LC34-DPT0676-093.0-20181214	TRICHLOROETHENE	79-01-6	1	U	UG/L
LC34-DPT0676-093.0-20181214	VINYL CHLORIDE	75-01-4	3		UG/L
LC34-DPT0676-098.0-20181214	1,1,2-TRICHLOROTRIFLUOROETHANE	76-13-1	1	U	UG/L
LC34-DPT0676-098.0-20181214	1,1-DICHLOROETHENE	75-35-4	1	U	UG/L
LC34-DPT0676-098.0-20181214	CIS-1,2-DICHLOROETHENE	156-59-2	2		UG/L
LC34-DPT0676-098.0-20181214	TRANS-1,2-DICHLOROETHENE	156-60-5	1	U	UG/L
LC34-DPT0676-098.0-20181214	TRICHLOROETHENE	79-01-6	1	U	UG/L
LC34-DPT0676-098.0-20181214	VINYL CHLORIDE	75-01-4	1	U	UG/L
LC34-DPT0677-008.0-20181217	1,1,2-TRICHLOROTRIFLUOROETHANE	76-13-1	1	U	UG/L
LC34-DPT0677-008.0-20181217	1,1-DICHLOROETHENE	75-35-4	1	U	UG/L
LC34-DPT0677-008.0-20181217	CIS-1,2-DICHLOROETHENE	156-59-2	1	U	UG/L
LC34-DPT0677-008.0-20181217	TRANS-1,2-DICHLOROETHENE	156-60-5	1	U	UG/L
LC34-DPT0677-008.0-20181217	TRICHLOROETHENE	79-01-6	1	U	UG/L
LC34-DPT0677-008.0-20181217	VINYL CHLORIDE	75-01-4	1	U	UG/L
LC34-DPT0677-013.0-20181217	1,1,2-TRICHLOROTRIFLUOROETHANE	76-13-1	1	U	UG/L
LC34-DPT0677-013.0-20181217	1,1-DICHLOROETHENE	75-35-4	1	U	UG/L
LC34-DPT0677-013.0-20181217	CIS-1,2-DICHLOROETHENE	156-59-2	2		UG/L
LC34-DPT0677-013.0-20181217	TRANS-1,2-DICHLOROETHENE	156-60-5	1	U	UG/L
LC34-DPT0677-013.0-20181217	TRICHLOROETHENE	79-01-6	1	U	UG/L
LC34-DPT0677-013.0-20181217	VINYL CHLORIDE	75-01-4	5		UG/L
LC34-DPT0677-018.0-20181217	1,1,2-TRICHLOROTRIFLUOROETHANE	76-13-1	100	U	UG/L
LC34-DPT0677-018.0-20181217	1,1-DICHLOROETHENE	75-35-4	100	U	UG/L
LC34-DPT0677-018.0-20181217	CIS-1,2-DICHLOROETHENE	156-59-2	800		UG/L
LC34-DPT0677-018.0-20181217	TRANS-1,2-DICHLOROETHENE	156-60-5	100	U	UG/L

DPT Results - DNAPL Source Zone
Launch Complex 34, SWMU CC054

Sample_ID	Parameter	CAS	Lab Result	Qualifier	Units
LC34-DPT0677-018.0-20181217	TRICHLOROETHENE	79-01-6	100	U	UG/L
LC34-DPT0677-018.0-20181217	VINYL CHLORIDE	75-01-4	550		UG/L
LC34-DPT0677-023.0-20181217	1,1,2-TRICHLOROTRIFLUOROETHANE	76-13-1	3	U	UG/L
LC34-DPT0677-023.0-20181217	1,1-DICHLOROETHENE	75-35-4	3	U	UG/L
LC34-DPT0677-023.0-20181217	CIS-1,2-DICHLOROETHENE	156-59-2	290		UG/L
LC34-DPT0677-023.0-20181217	TRANS-1,2-DICHLOROETHENE	156-60-5	3	U	UG/L
LC34-DPT0677-023.0-20181217	TRICHLOROETHENE	79-01-6	3	U	UG/L
LC34-DPT0677-023.0-20181217	VINYL CHLORIDE	75-01-4	680		UG/L
LC34-DPT0677-028.0-20181217	1,1,2-TRICHLOROTRIFLUOROETHANE	76-13-1	200	U	UG/L
LC34-DPT0677-028.0-20181217	1,1-DICHLOROETHENE	75-35-4	200	U	UG/L
LC34-DPT0677-028.0-20181217	CIS-1,2-DICHLOROETHENE	156-59-2	62900		UG/L
LC34-DPT0677-028.0-20181217	TRANS-1,2-DICHLOROETHENE	156-60-5	3400		UG/L
LC34-DPT0677-028.0-20181217	TRICHLOROETHENE	79-01-6	200	U	UG/L
LC34-DPT0677-028.0-20181217	VINYL CHLORIDE	75-01-4	4900		UG/L
LC34-DPT0677-033.0-20181217	1,1,2-TRICHLOROTRIFLUOROETHANE	76-13-1	290	U	UG/L
LC34-DPT0677-033.0-20181217	1,1-DICHLOROETHENE	75-35-4	290	U	UG/L
LC34-DPT0677-033.0-20181217	CIS-1,2-DICHLOROETHENE	156-59-2	148000		UG/L
LC34-DPT0677-033.0-20181217	TRANS-1,2-DICHLOROETHENE	156-60-5	8200		UG/L
LC34-DPT0677-033.0-20181217	TRICHLOROETHENE	79-01-6	290	U	UG/L
LC34-DPT0677-033.0-20181217	VINYL CHLORIDE	75-01-4	25900		UG/L
LC34-DPT0677-038.0-20181217	1,1,2-TRICHLOROTRIFLUOROETHANE	76-13-1	290	U	UG/L
LC34-DPT0677-038.0-20181217	1,1-DICHLOROETHENE	75-35-4	290	U	UG/L
LC34-DPT0677-038.0-20181217	CIS-1,2-DICHLOROETHENE	156-59-2	79300		UG/L
LC34-DPT0677-038.0-20181217	TRANS-1,2-DICHLOROETHENE	156-60-5	3300		UG/L
LC34-DPT0677-038.0-20181217	TRICHLOROETHENE	79-01-6	290	U	UG/L
LC34-DPT0677-038.0-20181217	VINYL CHLORIDE	75-01-4	25400		UG/L
LC34-DPT0677-043.0-20181217	1,1,2-TRICHLOROTRIFLUOROETHANE	76-13-1	20	U	UG/L
LC34-DPT0677-043.0-20181217	1,1-DICHLOROETHENE	75-35-4	20	U	UG/L
LC34-DPT0677-043.0-20181217	CIS-1,2-DICHLOROETHENE	156-59-2	4800		UG/L

DPT Results - DNAPL Source Zone
Launch Complex 34, SWMU CC054

Sample_ID	Parameter	CAS	Lab Result	Qualifier	Units
LC34-DPT0677-043.0-20181217	TRANS-1,2-DICHLOROETHENE	156-60-5	140		UG/L
LC34-DPT0677-043.0-20181217	TRICHLOROETHENE	79-01-6	20	U	UG/L
LC34-DPT0677-043.0-20181217	VINYL CHLORIDE	75-01-4	6000		UG/L
LC34-DPT0677-048.0-20181217	1,1,2-TRICHLOROTRIFLUOROETHANE	76-13-1	10	U	UG/L
LC34-DPT0677-048.0-20181217	1,1-DICHLOROETHENE	75-35-4	10	U	UG/L
LC34-DPT0677-048.0-20181217	CIS-1,2-DICHLOROETHENE	156-59-2	390		UG/L
LC34-DPT0677-048.0-20181217	TRANS-1,2-DICHLOROETHENE	156-60-5	19		UG/L
LC34-DPT0677-048.0-20181217	TRICHLOROETHENE	79-01-6	10	U	UG/L
LC34-DPT0677-048.0-20181217	VINYL CHLORIDE	75-01-4	710		UG/L
LC34-DPT0677-053.0-20181217	1,1,2-TRICHLOROTRIFLUOROETHANE	76-13-1	1	U	UG/L
LC34-DPT0677-053.0-20181217	1,1-DICHLOROETHENE	75-35-4	1	U	UG/L
LC34-DPT0677-053.0-20181217	CIS-1,2-DICHLOROETHENE	156-59-2	4		UG/L
LC34-DPT0677-053.0-20181217	TRANS-1,2-DICHLOROETHENE	156-60-5	1	U	UG/L
LC34-DPT0677-053.0-20181217	TRICHLOROETHENE	79-01-6	1	U	UG/L
LC34-DPT0677-053.0-20181217	VINYL CHLORIDE	75-01-4	2		UG/L
LC34-DPT0677-058.0-20181217	1,1,2-TRICHLOROTRIFLUOROETHANE	76-13-1	20	U	UG/L
LC34-DPT0677-058.0-20181217	1,1-DICHLOROETHENE	75-35-4	20	U	UG/L
LC34-DPT0677-058.0-20181217	CIS-1,2-DICHLOROETHENE	156-59-2	610		UG/L
LC34-DPT0677-058.0-20181217	TRANS-1,2-DICHLOROETHENE	156-60-5	55		UG/L
LC34-DPT0677-058.0-20181217	TRICHLOROETHENE	79-01-6	20	U	UG/L
LC34-DPT0677-058.0-20181217	VINYL CHLORIDE	75-01-4	2700		UG/L
LC34-DPT0677-063.0-20181217	1,1,2-TRICHLOROTRIFLUOROETHANE	76-13-1	5	U	UG/L
LC34-DPT0677-063.0-20181217	1,1-DICHLOROETHENE	75-35-4	5	U	UG/L
LC34-DPT0677-063.0-20181217	CIS-1,2-DICHLOROETHENE	156-59-2	91		UG/L
LC34-DPT0677-063.0-20181217	TRANS-1,2-DICHLOROETHENE	156-60-5	8		UG/L
LC34-DPT0677-063.0-20181217	TRICHLOROETHENE	79-01-6	5	U	UG/L
LC34-DPT0677-063.0-20181217	VINYL CHLORIDE	75-01-4	390		UG/L
LC34-DPT0677-068.0-20181217	1,1,2-TRICHLOROTRIFLUOROETHANE	76-13-1	1	U	UG/L
LC34-DPT0677-068.0-20181217	1,1-DICHLOROETHENE	75-35-4	1	U	UG/L

DPT Results - DNAPL Source Zone
Launch Complex 34, SWMU CC054

Sample_ID	Parameter	CAS	Lab Result	Qualifier	Units
LC34-DPT0677-068.0-20181217	CIS-1,2-DICHLOROETHENE	156-59-2	7		UG/L
LC34-DPT0677-068.0-20181217	TRANS-1,2-DICHLOROETHENE	156-60-5	1	U	UG/L
LC34-DPT0677-068.0-20181217	TRICHLOROETHENE	79-01-6	1	U	UG/L
LC34-DPT0677-068.0-20181217	VINYL CHLORIDE	75-01-4	1		UG/L
LC34-DPT0677-073.0-20181217	1,1,2-TRICHLOROTRIFLUOROETHANE	76-13-1	1	U	UG/L
LC34-DPT0677-073.0-20181217	1,1-DICHLOROETHENE	75-35-4	1	U	UG/L
LC34-DPT0677-073.0-20181217	CIS-1,2-DICHLOROETHENE	156-59-2	7		UG/L
LC34-DPT0677-073.0-20181217	TRANS-1,2-DICHLOROETHENE	156-60-5	1	U	UG/L
LC34-DPT0677-073.0-20181217	TRICHLOROETHENE	79-01-6	1	U	UG/L
LC34-DPT0677-073.0-20181217	VINYL CHLORIDE	75-01-4	1	U	UG/L
LC34-DPT0677-078.0-20181217	1,1,2-TRICHLOROTRIFLUOROETHANE	76-13-1	1	U	UG/L
LC34-DPT0677-078.0-20181217	1,1-DICHLOROETHENE	75-35-4	1	U	UG/L
LC34-DPT0677-078.0-20181217	CIS-1,2-DICHLOROETHENE	156-59-2	26		UG/L
LC34-DPT0677-078.0-20181217	TRANS-1,2-DICHLOROETHENE	156-60-5	1		UG/L
LC34-DPT0677-078.0-20181217	TRICHLOROETHENE	79-01-6	1	U	UG/L
LC34-DPT0677-078.0-20181217	VINYL CHLORIDE	75-01-4	3		UG/L
LC34-DPT0677-083.0-20181217	1,1,2-TRICHLOROTRIFLUOROETHANE	76-13-1	1	U	UG/L
LC34-DPT0677-083.0-20181217	1,1-DICHLOROETHENE	75-35-4	1	U	UG/L
LC34-DPT0677-083.0-20181217	CIS-1,2-DICHLOROETHENE	156-59-2	17		UG/L
LC34-DPT0677-083.0-20181217	TRANS-1,2-DICHLOROETHENE	156-60-5	1	U	UG/L
LC34-DPT0677-083.0-20181217	TRICHLOROETHENE	79-01-6	1	U	UG/L
LC34-DPT0677-083.0-20181217	VINYL CHLORIDE	75-01-4	1		UG/L
LC34-DPT0677-088.0-20181217	1,1,2-TRICHLOROTRIFLUOROETHANE	76-13-1	1	U	UG/L
LC34-DPT0677-088.0-20181217	1,1-DICHLOROETHENE	75-35-4	1	U	UG/L
LC34-DPT0677-088.0-20181217	CIS-1,2-DICHLOROETHENE	156-59-2	220		UG/L
LC34-DPT0677-088.0-20181217	TRANS-1,2-DICHLOROETHENE	156-60-5	7		UG/L
LC34-DPT0677-088.0-20181217	TRICHLOROETHENE	79-01-6	1	U	UG/L
LC34-DPT0677-088.0-20181217	VINYL CHLORIDE	75-01-4	11		UG/L
LC34-DPT0677-093.0-20181217	1,1,2-TRICHLOROTRIFLUOROETHANE	76-13-1	3	U	UG/L

DPT Results - DNAPL Source Zone
Launch Complex 34, SWMU CC054

Sample_ID	Parameter	CAS	Lab Result	Qualifier	Units
LC34-DPT0677-093.0-20181217	1,1-DICHLOROETHENE	75-35-4	3	U	UG/L
LC34-DPT0677-093.0-20181217	CIS-1,2-DICHLOROETHENE	156-59-2	140		UG/L
LC34-DPT0677-093.0-20181217	TRANS-1,2-DICHLOROETHENE	156-60-5	3		UG/L
LC34-DPT0677-093.0-20181217	TRICHLOROETHENE	79-01-6	3	U	UG/L
LC34-DPT0677-093.0-20181217	VINYL CHLORIDE	75-01-4	5		UG/L
LC34-DPT0677-098.0-20181217	1,1,2-TRICHLOROTRIFLUOROETHANE	76-13-1	1	U	UG/L
LC34-DPT0677-098.0-20181217	1,1-DICHLOROETHENE	75-35-4	1	U	UG/L
LC34-DPT0677-098.0-20181217	CIS-1,2-DICHLOROETHENE	156-59-2	17		UG/L
LC34-DPT0677-098.0-20181217	TRANS-1,2-DICHLOROETHENE	156-60-5	1	U	UG/L
LC34-DPT0677-098.0-20181217	TRICHLOROETHENE	79-01-6	1	U	UG/L
LC34-DPT0677-098.0-20181217	VINYL CHLORIDE	75-01-4	2		UG/L
LC34-DPT0678-008.0-20181218	1,1,2-TRICHLOROTRIFLUOROETHANE	76-13-1	1	U	UG/L
LC34-DPT0678-008.0-20181218	1,1-DICHLOROETHENE	75-35-4	1	U	UG/L
LC34-DPT0678-008.0-20181218	CIS-1,2-DICHLOROETHENE	156-59-2	1		UG/L
LC34-DPT0678-008.0-20181218	TRANS-1,2-DICHLOROETHENE	156-60-5	1	U	UG/L
LC34-DPT0678-008.0-20181218	TRICHLOROETHENE	79-01-6	1	U	UG/L
LC34-DPT0678-008.0-20181218	VINYL CHLORIDE	75-01-4	1	U	UG/L
LC34-DPT0678-013.0-20181218	1,1,2-TRICHLOROTRIFLUOROETHANE	76-13-1	1	U	UG/L
LC34-DPT0678-013.0-20181218	1,1-DICHLOROETHENE	75-35-4	1	U	UG/L
LC34-DPT0678-013.0-20181218	CIS-1,2-DICHLOROETHENE	156-59-2	1		UG/L
LC34-DPT0678-013.0-20181218	TRANS-1,2-DICHLOROETHENE	156-60-5	1	U	UG/L
LC34-DPT0678-013.0-20181218	TRICHLOROETHENE	79-01-6	3		UG/L
LC34-DPT0678-013.0-20181218	VINYL CHLORIDE	75-01-4	1	U	UG/L
LC34-DPT0678-018.0-20181218	1,1,2-TRICHLOROTRIFLUOROETHANE	76-13-1	1	U	UG/L
LC34-DPT0678-018.0-20181218	1,1-DICHLOROETHENE	75-35-4	1	U	UG/L
LC34-DPT0678-018.0-20181218	CIS-1,2-DICHLOROETHENE	156-59-2	2		UG/L
LC34-DPT0678-018.0-20181218	TRANS-1,2-DICHLOROETHENE	156-60-5	1	U	UG/L
LC34-DPT0678-018.0-20181218	TRICHLOROETHENE	79-01-6	2		UG/L
LC34-DPT0678-018.0-20181218	VINYL CHLORIDE	75-01-4	6		UG/L

DPT Results - DNAPL Source Zone
Launch Complex 34, SWMU CC054

Sample_ID	Parameter	CAS	Lab Result	Qualifier	Units
LC34-DPT0678-023.0-20181218	1,1,2-TRICHLOROTRIFLUOROETHANE	76-13-1	40	U	UG/L
LC34-DPT0678-023.0-20181218	1,1-DICHLOROETHENE	75-35-4	40	U	UG/L
LC34-DPT0678-023.0-20181218	CIS-1,2-DICHLOROETHENE	156-59-2	3300		UG/L
LC34-DPT0678-023.0-20181218	TRANS-1,2-DICHLOROETHENE	156-60-5	720		UG/L
LC34-DPT0678-023.0-20181218	TRICHLOROETHENE	79-01-6	40	U	UG/L
LC34-DPT0678-023.0-20181218	VINYL CHLORIDE	75-01-4	3700		UG/L
LC34-DPT0678-028.0-20181218	1,1,2-TRICHLOROTRIFLUOROETHANE	76-13-1	200	U	UG/L
LC34-DPT0678-028.0-20181218	1,1-DICHLOROETHENE	75-35-4	200	U	UG/L
LC34-DPT0678-028.0-20181218	CIS-1,2-DICHLOROETHENE	156-59-2	83500		UG/L
LC34-DPT0678-028.0-20181218	TRANS-1,2-DICHLOROETHENE	156-60-5	4600		UG/L
LC34-DPT0678-028.0-20181218	TRICHLOROETHENE	79-01-6	37400		UG/L
LC34-DPT0678-028.0-20181218	VINYL CHLORIDE	75-01-4	2400		UG/L
LC34-DPT0678-033.0-20181218	1,1,2-TRICHLOROTRIFLUOROETHANE	76-13-1	250	U	UG/L
LC34-DPT0678-033.0-20181218	1,1-DICHLOROETHENE	75-35-4	250	U	UG/L
LC34-DPT0678-033.0-20181218	CIS-1,2-DICHLOROETHENE	156-59-2	135000		UG/L
LC34-DPT0678-033.0-20181218	TRANS-1,2-DICHLOROETHENE	156-60-5	1800		UG/L
LC34-DPT0678-033.0-20181218	TRICHLOROETHENE	79-01-6	250	U	UG/L
LC34-DPT0678-033.0-20181218	VINYL CHLORIDE	75-01-4	49400		UG/L
LC34-DPT0678-038.0-20181218	1,1,2-TRICHLOROTRIFLUOROETHANE	76-13-1	200	U	UG/L
LC34-DPT0678-038.0-20181218	1,1-DICHLOROETHENE	75-35-4	200	U	UG/L
LC34-DPT0678-038.0-20181218	CIS-1,2-DICHLOROETHENE	156-59-2	4900		UG/L
LC34-DPT0678-038.0-20181218	TRANS-1,2-DICHLOROETHENE	156-60-5	210		UG/L
LC34-DPT0678-038.0-20181218	TRICHLOROETHENE	79-01-6	200	U	UG/L
LC34-DPT0678-038.0-20181218	VINYL CHLORIDE	75-01-4	24200		UG/L
LC34-DPT0678-043.0-20181218	1,1,2-TRICHLOROTRIFLUOROETHANE	76-13-1	40	U	UG/L
LC34-DPT0678-043.0-20181218	1,1-DICHLOROETHENE	75-35-4	40	U	UG/L
LC34-DPT0678-043.0-20181218	CIS-1,2-DICHLOROETHENE	156-59-2	1600		UG/L
LC34-DPT0678-043.0-20181218	TRANS-1,2-DICHLOROETHENE	156-60-5	40	U	UG/L
LC34-DPT0678-043.0-20181218	TRICHLOROETHENE	79-01-6	40	U	UG/L

DPT Results - DNAPL Source Zone
Launch Complex 34, SWMU CC054

Sample_ID	Parameter	CAS	Lab Result	Qualifier	Units
LC34-DPT0678-043.0-20181218	VINYL CHLORIDE	75-01-4	2700		UG/L
LC34-DPT0678-048.0-20181218	1,1,2-TRICHLOROTRIFLUOROETHANE	76-13-1	1000	U	UG/L
LC34-DPT0678-048.0-20181218	1,1-DICHLOROETHENE	75-35-4	1000	U	UG/L
LC34-DPT0678-048.0-20181218	CIS-1,2-DICHLOROETHENE	156-59-2	78900		UG/L
LC34-DPT0678-048.0-20181218	TRANS-1,2-DICHLOROETHENE	156-60-5	1000	U	UG/L
LC34-DPT0678-048.0-20181218	TRICHLOROETHENE	79-01-6	20200		UG/L
LC34-DPT0678-048.0-20181218	VINYL CHLORIDE	75-01-4	7300		UG/L
LC34-DPT0678-053.0-20181218	1,1,2-TRICHLOROTRIFLUOROETHANE	76-13-1	20	U	UG/L
LC34-DPT0678-053.0-20181218	1,1-DICHLOROETHENE	75-35-4	20	U	UG/L
LC34-DPT0678-053.0-20181218	CIS-1,2-DICHLOROETHENE	156-59-2	3300		UG/L
LC34-DPT0678-053.0-20181218	TRANS-1,2-DICHLOROETHENE	156-60-5	20	U	UG/L
LC34-DPT0678-053.0-20181218	TRICHLOROETHENE	79-01-6	63		UG/L
LC34-DPT0678-053.0-20181218	VINYL CHLORIDE	75-01-4	20	U	UG/L
LC34-DPT0678-058.0-20181218	1,1,2-TRICHLOROTRIFLUOROETHANE	76-13-1	3	U	UG/L
LC34-DPT0678-058.0-20181218	1,1-DICHLOROETHENE	75-35-4	3	U	UG/L
LC34-DPT0678-058.0-20181218	CIS-1,2-DICHLOROETHENE	156-59-2	150		UG/L
LC34-DPT0678-058.0-20181218	TRANS-1,2-DICHLOROETHENE	156-60-5	20		UG/L
LC34-DPT0678-058.0-20181218	TRICHLOROETHENE	79-01-6	7		UG/L
LC34-DPT0678-058.0-20181218	VINYL CHLORIDE	75-01-4	23		UG/L
LC34-DPT0678-063.0-20181218	1,1,2-TRICHLOROTRIFLUOROETHANE	76-13-1	1	U	UG/L
LC34-DPT0678-063.0-20181218	1,1-DICHLOROETHENE	75-35-4	1	U	UG/L
LC34-DPT0678-063.0-20181218	CIS-1,2-DICHLOROETHENE	156-59-2	12		UG/L
LC34-DPT0678-063.0-20181218	TRANS-1,2-DICHLOROETHENE	156-60-5	1	U	UG/L
LC34-DPT0678-063.0-20181218	TRICHLOROETHENE	79-01-6	2		UG/L
LC34-DPT0678-063.0-20181218	VINYL CHLORIDE	75-01-4	1	U	UG/L
LC34-DPT0678-068.0-20181218	1,1,2-TRICHLOROTRIFLUOROETHANE	76-13-1	1	U	UG/L
LC34-DPT0678-068.0-20181218	1,1-DICHLOROETHENE	75-35-4	1	U	UG/L
LC34-DPT0678-068.0-20181218	CIS-1,2-DICHLOROETHENE	156-59-2	1	U	UG/L
LC34-DPT0678-068.0-20181218	TRANS-1,2-DICHLOROETHENE	156-60-5	1	U	UG/L

DPT Results - DNAPL Source Zone
Launch Complex 34, SWMU CC054

Sample_ID	Parameter	CAS	Lab Result	Qualifier	Units
LC34-DPT0678-068.0-20181218	TRICHLOROETHENE	79-01-6	1	U	UG/L
LC34-DPT0678-068.0-20181218	VINYL CHLORIDE	75-01-4	1	U	UG/L
LC34-DPT0678-073.0-20181218	1,1,2-TRICHLOROTRIFLUOROETHANE	76-13-1	1	U	UG/L
LC34-DPT0678-073.0-20181218	1,1-DICHLOROETHENE	75-35-4	1	U	UG/L
LC34-DPT0678-073.0-20181218	CIS-1,2-DICHLOROETHENE	156-59-2	8		UG/L
LC34-DPT0678-073.0-20181218	TRANS-1,2-DICHLOROETHENE	156-60-5	1	U	UG/L
LC34-DPT0678-073.0-20181218	TRICHLOROETHENE	79-01-6	2		UG/L
LC34-DPT0678-073.0-20181218	VINYL CHLORIDE	75-01-4	1	U	UG/L
LC34-DPT0678-078.0-20181218	1,1,2-TRICHLOROTRIFLUOROETHANE	76-13-1	1	U	UG/L
LC34-DPT0678-078.0-20181218	1,1-DICHLOROETHENE	75-35-4	1	U	UG/L
LC34-DPT0678-078.0-20181218	CIS-1,2-DICHLOROETHENE	156-59-2	8		UG/L
LC34-DPT0678-078.0-20181218	TRANS-1,2-DICHLOROETHENE	156-60-5	1	U	UG/L
LC34-DPT0678-078.0-20181218	TRICHLOROETHENE	79-01-6	1		UG/L
LC34-DPT0678-078.0-20181218	VINYL CHLORIDE	75-01-4	1	U	UG/L
LC34-DPT0678-083.0-20181218	1,1,2-TRICHLOROTRIFLUOROETHANE	76-13-1	1	U	UG/L
LC34-DPT0678-083.0-20181218	1,1-DICHLOROETHENE	75-35-4	1	U	UG/L
LC34-DPT0678-083.0-20181218	CIS-1,2-DICHLOROETHENE	156-59-2	3		UG/L
LC34-DPT0678-083.0-20181218	TRANS-1,2-DICHLOROETHENE	156-60-5	1	U	UG/L
LC34-DPT0678-083.0-20181218	TRICHLOROETHENE	79-01-6	1	U	UG/L
LC34-DPT0678-083.0-20181218	VINYL CHLORIDE	75-01-4	1	U	UG/L
LC34-DPT0678-088.0-20181218	1,1,2-TRICHLOROTRIFLUOROETHANE	76-13-1	1	U	UG/L
LC34-DPT0678-088.0-20181218	1,1-DICHLOROETHENE	75-35-4	1	U	UG/L
LC34-DPT0678-088.0-20181218	CIS-1,2-DICHLOROETHENE	156-59-2	35		UG/L
LC34-DPT0678-088.0-20181218	TRANS-1,2-DICHLOROETHENE	156-60-5	1	U	UG/L
LC34-DPT0678-088.0-20181218	TRICHLOROETHENE	79-01-6	4		UG/L
LC34-DPT0678-088.0-20181218	VINYL CHLORIDE	75-01-4	4		UG/L
LC34-DPT0678-093.0-20181218	1,1,2-TRICHLOROTRIFLUOROETHANE	76-13-1	1	U	UG/L
LC34-DPT0678-093.0-20181218	1,1-DICHLOROETHENE	75-35-4	1	U	UG/L
LC34-DPT0678-093.0-20181218	CIS-1,2-DICHLOROETHENE	156-59-2	240		UG/L

DPT Results - DNAPL Source Zone
Launch Complex 34, SWMU CC054

Sample_ID	Parameter	CAS	Lab Result	Qualifier	Units
LC34-DPT0678-093.0-20181218	TRANS-1,2-DICHLOROETHENE	156-60-5	1	U	UG/L
LC34-DPT0678-093.0-20181218	TRICHLOROETHENE	79-01-6	21		UG/L
LC34-DPT0678-093.0-20181218	VINYL CHLORIDE	75-01-4	34		UG/L
LC34-DPT0678-098.0-20181218	1,1,2-TRICHLOROTRIFLUOROETHANE	76-13-1	1	U	UG/L
LC34-DPT0678-098.0-20181218	1,1-DICHLOROETHENE	75-35-4	1	U	UG/L
LC34-DPT0678-098.0-20181218	CIS-1,2-DICHLOROETHENE	156-59-2	7		UG/L
LC34-DPT0678-098.0-20181218	TRANS-1,2-DICHLOROETHENE	156-60-5	1	U	UG/L
LC34-DPT0678-098.0-20181218	TRICHLOROETHENE	79-01-6	3		UG/L
LC34-DPT0678-098.0-20181218	VINYL CHLORIDE	75-01-4	1		UG/L
LC34-DPT0679-008.0-20181219	1,1,2-TRICHLOROTRIFLUOROETHANE	76-13-1	1	U	UG/L
LC34-DPT0679-008.0-20181219	1,1-DICHLOROETHENE	75-35-4	1	U	UG/L
LC34-DPT0679-008.0-20181219	CIS-1,2-DICHLOROETHENE	156-59-2	4		UG/L
LC34-DPT0679-008.0-20181219	TRANS-1,2-DICHLOROETHENE	156-60-5	1	U	UG/L
LC34-DPT0679-008.0-20181219	TRICHLOROETHENE	79-01-6	1	U	UG/L
LC34-DPT0679-008.0-20181219	VINYL CHLORIDE	75-01-4	6		UG/L
LC34-DPT0679-013.0-20181219	1,1,2-TRICHLOROTRIFLUOROETHANE	76-13-1	1	U	UG/L
LC34-DPT0679-013.0-20181219	1,1-DICHLOROETHENE	75-35-4	1	U	UG/L
LC34-DPT0679-013.0-20181219	CIS-1,2-DICHLOROETHENE	156-59-2	10		UG/L
LC34-DPT0679-013.0-20181219	TRANS-1,2-DICHLOROETHENE	156-60-5	1	U	UG/L
LC34-DPT0679-013.0-20181219	TRICHLOROETHENE	79-01-6	2		UG/L
LC34-DPT0679-013.0-20181219	VINYL CHLORIDE	75-01-4	63		UG/L
LC34-DPT0679-018.0-20181219	1,1,2-TRICHLOROTRIFLUOROETHANE	76-13-1	2	U	UG/L
LC34-DPT0679-018.0-20181219	1,1-DICHLOROETHENE	75-35-4	2	U	UG/L
LC34-DPT0679-018.0-20181219	CIS-1,2-DICHLOROETHENE	156-59-2	33		UG/L
LC34-DPT0679-018.0-20181219	TRANS-1,2-DICHLOROETHENE	156-60-5	2	U	UG/L
LC34-DPT0679-018.0-20181219	TRICHLOROETHENE	79-01-6	2	U	UG/L
LC34-DPT0679-018.0-20181219	VINYL CHLORIDE	75-01-4	130		UG/L
LC34-DPT0679-023.0-20181219	1,1,2-TRICHLOROTRIFLUOROETHANE	76-13-1	40	U	UG/L
LC34-DPT0679-023.0-20181219	1,1-DICHLOROETHENE	75-35-4	40	U	UG/L

DPT Results - DNAPL Source Zone
Launch Complex 34, SWMU CC054

Sample_ID	Parameter	CAS	Lab Result	Qualifier	Units
LC34-DPT0679-023.0-20181219	CIS-1,2-DICHLOROETHENE	156-59-2	1900		UG/L
LC34-DPT0679-023.0-20181219	TRANS-1,2-DICHLOROETHENE	156-60-5	99		UG/L
LC34-DPT0679-023.0-20181219	TRICHLOROETHENE	79-01-6	40	U	UG/L
LC34-DPT0679-023.0-20181219	VINYL CHLORIDE	75-01-4	11100		UG/L
LC34-DPT0679-028.0-20181219	1,1,2-TRICHLOROTRIFLUOROETHANE	76-13-1	40	U	UG/L
LC34-DPT0679-028.0-20181219	1,1-DICHLOROETHENE	75-35-4	40	U	UG/L
LC34-DPT0679-028.0-20181219	CIS-1,2-DICHLOROETHENE	156-59-2	220		UG/L
LC34-DPT0679-028.0-20181219	TRANS-1,2-DICHLOROETHENE	156-60-5	40	U	UG/L
LC34-DPT0679-028.0-20181219	TRICHLOROETHENE	79-01-6	40	U	UG/L
LC34-DPT0679-028.0-20181219	VINYL CHLORIDE	75-01-4	28600		UG/L
LC34-DPT0679-033.0-20181219	1,1,2-TRICHLOROTRIFLUOROETHANE	76-13-1	100	U	UG/L
LC34-DPT0679-033.0-20181219	1,1-DICHLOROETHENE	75-35-4	100	U	UG/L
LC34-DPT0679-033.0-20181219	CIS-1,2-DICHLOROETHENE	156-59-2	100	U	UG/L
LC34-DPT0679-033.0-20181219	TRANS-1,2-DICHLOROETHENE	156-60-5	100	U	UG/L
LC34-DPT0679-033.0-20181219	TRICHLOROETHENE	79-01-6	100	U	UG/L
LC34-DPT0679-033.0-20181219	VINYL CHLORIDE	75-01-4	12900		UG/L
LC34-DPT0679-038.0-20181219	1,1,2-TRICHLOROTRIFLUOROETHANE	76-13-1	20	U	UG/L
LC34-DPT0679-038.0-20181219	1,1-DICHLOROETHENE	75-35-4	20	U	UG/L
LC34-DPT0679-038.0-20181219	CIS-1,2-DICHLOROETHENE	156-59-2	330		UG/L
LC34-DPT0679-038.0-20181219	TRANS-1,2-DICHLOROETHENE	156-60-5	20	U	UG/L
LC34-DPT0679-038.0-20181219	TRICHLOROETHENE	79-01-6	20	U	UG/L
LC34-DPT0679-038.0-20181219	VINYL CHLORIDE	75-01-4	1300		UG/L
LC34-DPT0679-043.0-20181219	1,1,2-TRICHLOROTRIFLUOROETHANE	76-13-1	1	U	UG/L
LC34-DPT0679-043.0-20181219	1,1-DICHLOROETHENE	75-35-4	1	U	UG/L
LC34-DPT0679-043.0-20181219	CIS-1,2-DICHLOROETHENE	156-59-2	1	U	UG/L
LC34-DPT0679-043.0-20181219	TRANS-1,2-DICHLOROETHENE	156-60-5	1	U	UG/L
LC34-DPT0679-043.0-20181219	TRICHLOROETHENE	79-01-6	1	U	UG/L
LC34-DPT0679-043.0-20181219	VINYL CHLORIDE	75-01-4	2		UG/L
LC34-DPT0679-048.0-20181219	1,1,2-TRICHLOROTRIFLUOROETHANE	76-13-1	1	U	UG/L

DPT Results - DNAPL Source Zone
Launch Complex 34, SWMU CC054

Sample_ID	Parameter	CAS	Lab Result	Qualifier	Units
LC34-DPT0679-048.0-20181219	1,1-DICHLOROETHENE	75-35-4	1	U	UG/L
LC34-DPT0679-048.0-20181219	CIS-1,2-DICHLOROETHENE	156-59-2	1	U	UG/L
LC34-DPT0679-048.0-20181219	TRANS-1,2-DICHLOROETHENE	156-60-5	1	U	UG/L
LC34-DPT0679-048.0-20181219	TRICHLOROETHENE	79-01-6	1	U	UG/L
LC34-DPT0679-048.0-20181219	VINYL CHLORIDE	75-01-4	1	U	UG/L
LC34-DPT0679-053.0-20181219	1,1,2-TRICHLOROTRIFLUOROETHANE	76-13-1	1	U	UG/L
LC34-DPT0679-053.0-20181219	1,1-DICHLOROETHENE	75-35-4	1	U	UG/L
LC34-DPT0679-053.0-20181219	CIS-1,2-DICHLOROETHENE	156-59-2	1	U	UG/L
LC34-DPT0679-053.0-20181219	TRANS-1,2-DICHLOROETHENE	156-60-5	1	U	UG/L
LC34-DPT0679-053.0-20181219	TRICHLOROETHENE	79-01-6	1	U	UG/L
LC34-DPT0679-053.0-20181219	VINYL CHLORIDE	75-01-4	1	U	UG/L
LC34-DPT0679-058.0-20181219	1,1,2-TRICHLOROTRIFLUOROETHANE	76-13-1	1	U	UG/L
LC34-DPT0679-058.0-20181219	1,1-DICHLOROETHENE	75-35-4	1	U	UG/L
LC34-DPT0679-058.0-20181219	CIS-1,2-DICHLOROETHENE	156-59-2	1	U	UG/L
LC34-DPT0679-058.0-20181219	TRANS-1,2-DICHLOROETHENE	156-60-5	1	U	UG/L
LC34-DPT0679-058.0-20181219	TRICHLOROETHENE	79-01-6	1	U	UG/L
LC34-DPT0679-058.0-20181219	VINYL CHLORIDE	75-01-4	1	U	UG/L
LC34-DPT0679-063.0-20181219	1,1,2-TRICHLOROTRIFLUOROETHANE	76-13-1	1	U	UG/L
LC34-DPT0679-063.0-20181219	1,1-DICHLOROETHENE	75-35-4	1	U	UG/L
LC34-DPT0679-063.0-20181219	CIS-1,2-DICHLOROETHENE	156-59-2	1	U	UG/L
LC34-DPT0679-063.0-20181219	TRANS-1,2-DICHLOROETHENE	156-60-5	1	U	UG/L
LC34-DPT0679-063.0-20181219	TRICHLOROETHENE	79-01-6	1	U	UG/L
LC34-DPT0679-063.0-20181219	VINYL CHLORIDE	75-01-4	1		UG/L
LC34-DPT0679-068.0-20181219	1,1,2-TRICHLOROTRIFLUOROETHANE	76-13-1	1	U	UG/L
LC34-DPT0679-068.0-20181219	1,1-DICHLOROETHENE	75-35-4	1	U	UG/L
LC34-DPT0679-068.0-20181219	CIS-1,2-DICHLOROETHENE	156-59-2	11		UG/L
LC34-DPT0679-068.0-20181219	TRANS-1,2-DICHLOROETHENE	156-60-5	2		UG/L
LC34-DPT0679-068.0-20181219	TRICHLOROETHENE	79-01-6	1	U	UG/L
LC34-DPT0679-068.0-20181219	VINYL CHLORIDE	75-01-4	110		UG/L

DPT Results - DNAPL Source Zone
Launch Complex 34, SWMU CC054

Sample_ID	Parameter	CAS	Lab Result	Qualifier	Units
LC34-DPT0679-073.0-20181219	1,1,2-TRICHLOROTRIFLUOROETHANE	76-13-1	10	U	UG/L
LC34-DPT0679-073.0-20181219	1,1-DICHLOROETHENE	75-35-4	10	U	UG/L
LC34-DPT0679-073.0-20181219	CIS-1,2-DICHLOROETHENE	156-59-2	330		UG/L
LC34-DPT0679-073.0-20181219	TRANS-1,2-DICHLOROETHENE	156-60-5	10	U	UG/L
LC34-DPT0679-073.0-20181219	TRICHLOROETHENE	79-01-6	640		UG/L
LC34-DPT0679-073.0-20181219	VINYL CHLORIDE	75-01-4	28		UG/L
LC34-DPT0679-078.0-20181219	1,1,2-TRICHLOROTRIFLUOROETHANE	76-13-1	9900		UG/L
LC34-DPT0679-078.0-20181219	1,1-DICHLOROETHENE	75-35-4	500	U	UG/L
LC34-DPT0679-078.0-20181219	CIS-1,2-DICHLOROETHENE	156-59-2	5000		UG/L
LC34-DPT0679-078.0-20181219	TRANS-1,2-DICHLOROETHENE	156-60-5	500	U	UG/L
LC34-DPT0679-078.0-20181219	TRICHLOROETHENE	79-01-6	484000		UG/L
LC34-DPT0679-078.0-20181219	VINYL CHLORIDE	75-01-4	500	U	UG/L
LC34-DPT0679-083.0-20181219	1,1,2-TRICHLOROTRIFLUOROETHANE	76-13-1	10	U	UG/L
LC34-DPT0679-083.0-20181219	1,1-DICHLOROETHENE	75-35-4	10	U	UG/L
LC34-DPT0679-083.0-20181219	CIS-1,2-DICHLOROETHENE	156-59-2	160		UG/L
LC34-DPT0679-083.0-20181219	TRANS-1,2-DICHLOROETHENE	156-60-5	10	U	UG/L
LC34-DPT0679-083.0-20181219	TRICHLOROETHENE	79-01-6	640		UG/L
LC34-DPT0679-083.0-20181219	VINYL CHLORIDE	75-01-4	10	U	UG/L
LC34-DPT0679-083.0-20190717	1,1,2-TRICHLOROTRIFLUOROETHANE	76-13-1	10	U	UG/L
LC34-DPT0679-083.0-20190717	1,1-DICHLOROETHENE	75-35-4	10	U	UG/L
LC34-DPT0679-083.0-20190717	CIS-1,2-DICHLOROETHENE	156-59-2	240		UG/L
LC34-DPT0679-083.0-20190717	TRANS-1,2-DICHLOROETHENE	156-60-5	10	U	UG/L
LC34-DPT0679-083.0-20190717	TRICHLOROETHENE	79-01-6	1700		UG/L
LC34-DPT0679-083.0-20190717	VINYL CHLORIDE	75-01-4	10	U	UG/L
LC34-DPT0679-088.0-20181219	1,1,2-TRICHLOROTRIFLUOROETHANE	76-13-1	2	U	UG/L
LC34-DPT0679-088.0-20181219	1,1-DICHLOROETHENE	75-35-4	2	U	UG/L
LC34-DPT0679-088.0-20181219	CIS-1,2-DICHLOROETHENE	156-59-2	2	U	UG/L
LC34-DPT0679-088.0-20181219	TRANS-1,2-DICHLOROETHENE	156-60-5	2	U	UG/L
LC34-DPT0679-088.0-20181219	TRICHLOROETHENE	79-01-6	140		UG/L

DPT Results - DNAPL Source Zone
Launch Complex 34, SWMU CC054

Sample_ID	Parameter	CAS	Lab Result	Qualifier	Units
LC34-DPT0679-088.0-20181219	VINYL CHLORIDE	75-01-4	2	U	UG/L
LC34-DPT0679-088.0-20190717	1,1,2-TRICHLOROTRIFLUOROETHANE	76-13-1	25		UG/L
LC34-DPT0679-088.0-20190717	1,1-DICHLOROETHENE	75-35-4	2	U	UG/L
LC34-DPT0679-088.0-20190717	CIS-1,2-DICHLOROETHENE	156-59-2	79		UG/L
LC34-DPT0679-088.0-20190717	TRANS-1,2-DICHLOROETHENE	156-60-5	2	U	UG/L
LC34-DPT0679-088.0-20190717	TRICHLOROETHENE	79-01-6	4300		UG/L
LC34-DPT0679-088.0-20190717	VINYL CHLORIDE	75-01-4	2	U	UG/L
LC34-DPT0679-093.0-20181219	1,1,2-TRICHLOROTRIFLUOROETHANE	76-13-1	1	U	UG/L
LC34-DPT0679-093.0-20181219	1,1-DICHLOROETHENE	75-35-4	1	U	UG/L
LC34-DPT0679-093.0-20181219	CIS-1,2-DICHLOROETHENE	156-59-2	1	U	UG/L
LC34-DPT0679-093.0-20181219	TRANS-1,2-DICHLOROETHENE	156-60-5	1	U	UG/L
LC34-DPT0679-093.0-20181219	TRICHLOROETHENE	79-01-6	140		UG/L
LC34-DPT0679-093.0-20181219	VINYL CHLORIDE	75-01-4	1	U	UG/L
LC34-DPT0679-093.0-20190717	1,1,2-TRICHLOROTRIFLUOROETHANE	76-13-1	20	U	UG/L
LC34-DPT0679-093.0-20190717	1,1-DICHLOROETHENE	75-35-4	20	U	UG/L
LC34-DPT0679-093.0-20190717	CIS-1,2-DICHLOROETHENE	156-59-2	61		UG/L
LC34-DPT0679-093.0-20190717	TRANS-1,2-DICHLOROETHENE	156-60-5	20	U	UG/L
LC34-DPT0679-093.0-20190717	TRICHLOROETHENE	79-01-6	3500		UG/L
LC34-DPT0679-093.0-20190717	VINYL CHLORIDE	75-01-4	20	U	UG/L
LC34-DPT0679-098.0-20181219	1,1,2-TRICHLOROTRIFLUOROETHANE	76-13-1	120		UG/L
LC34-DPT0679-098.0-20181219	1,1-DICHLOROETHENE	75-35-4	10	U	UG/L
LC34-DPT0679-098.0-20181219	CIS-1,2-DICHLOROETHENE	156-59-2	10	U	UG/L
LC34-DPT0679-098.0-20181219	TRANS-1,2-DICHLOROETHENE	156-60-5	10	U	UG/L
LC34-DPT0679-098.0-20181219	TRICHLOROETHENE	79-01-6	8000		UG/L
LC34-DPT0679-098.0-20181219	VINYL CHLORIDE	75-01-4	10	U	UG/L
LC34-DPT0679-098.0-20190717	1,1,2-TRICHLOROTRIFLUOROETHANE	76-13-1	10	U	UG/L
LC34-DPT0679-098.0-20190717	1,1-DICHLOROETHENE	75-35-4	10	U	UG/L
LC34-DPT0679-098.0-20190717	CIS-1,2-DICHLOROETHENE	156-59-2	13		UG/L
LC34-DPT0679-098.0-20190717	TRANS-1,2-DICHLOROETHENE	156-60-5	10	U	UG/L

DPT Results - DNAPL Source Zone
Launch Complex 34, SWMU CC054

Sample_ID	Parameter	CAS	Lab Result	Qualifier	Units
LC34-DPT0679-098.0-20190717	TRICHLOROETHENE	79-01-6	1000		UG/L
LC34-DPT0679-098.0-20190717	VINYL CHLORIDE	75-01-4	10	U	UG/L
LC34-DPT0680-008.0-20181220	1,1,2-TRICHLOROTRIFLUOROETHANE	76-13-1	1	U	UG/L
LC34-DPT0680-008.0-20181220	1,1-DICHLOROETHENE	75-35-4	1	U	UG/L
LC34-DPT0680-008.0-20181220	CIS-1,2-DICHLOROETHENE	156-59-2	2		UG/L
LC34-DPT0680-008.0-20181220	TRANS-1,2-DICHLOROETHENE	156-60-5	1	U	UG/L
LC34-DPT0680-008.0-20181220	TRICHLOROETHENE	79-01-6	1	U	UG/L
LC34-DPT0680-008.0-20181220	VINYL CHLORIDE	75-01-4	2		UG/L
LC34-DPT0680-013.0-20181220	1,1,2-TRICHLOROTRIFLUOROETHANE	76-13-1	1	U	UG/L
LC34-DPT0680-013.0-20181220	1,1-DICHLOROETHENE	75-35-4	1	U	UG/L
LC34-DPT0680-013.0-20181220	CIS-1,2-DICHLOROETHENE	156-59-2	280		UG/L
LC34-DPT0680-013.0-20181220	TRANS-1,2-DICHLOROETHENE	156-60-5	9		UG/L
LC34-DPT0680-013.0-20181220	TRICHLOROETHENE	79-01-6	1	U	UG/L
LC34-DPT0680-013.0-20181220	VINYL CHLORIDE	75-01-4	710		UG/L
LC34-DPT0680-018.0-20181220	1,1,2-TRICHLOROTRIFLUOROETHANE	76-13-1	3	U	UG/L
LC34-DPT0680-018.0-20181220	1,1-DICHLOROETHENE	75-35-4	3	U	UG/L
LC34-DPT0680-018.0-20181220	CIS-1,2-DICHLOROETHENE	156-59-2	1600		UG/L
LC34-DPT0680-018.0-20181220	TRANS-1,2-DICHLOROETHENE	156-60-5	59		UG/L
LC34-DPT0680-018.0-20181220	TRICHLOROETHENE	79-01-6	3	U	UG/L
LC34-DPT0680-018.0-20181220	VINYL CHLORIDE	75-01-4	3400		UG/L
LC34-DPT0680-023.0-20181220	1,1,2-TRICHLOROTRIFLUOROETHANE	76-13-1	100	U	UG/L
LC34-DPT0680-023.0-20181220	1,1-DICHLOROETHENE	75-35-4	100	U	UG/L
LC34-DPT0680-023.0-20181220	CIS-1,2-DICHLOROETHENE	156-59-2	5200		UG/L
LC34-DPT0680-023.0-20181220	TRANS-1,2-DICHLOROETHENE	156-60-5	230		UG/L
LC34-DPT0680-023.0-20181220	TRICHLOROETHENE	79-01-6	100	U	UG/L
LC34-DPT0680-023.0-20181220	VINYL CHLORIDE	75-01-4	11700		UG/L
LC34-DPT0680-028.0-20181220	1,1,2-TRICHLOROTRIFLUOROETHANE	76-13-1	200	U	UG/L
LC34-DPT0680-028.0-20181220	1,1-DICHLOROETHENE	75-35-4	200	U	UG/L
LC34-DPT0680-028.0-20181220	CIS-1,2-DICHLOROETHENE	156-59-2	200	U	UG/L

DPT Results - DNAPL Source Zone
Launch Complex 34, SWMU CC054

Sample_ID	Parameter	CAS	Lab Result	Qualifier	Units
LC34-DPT0680-028.0-20181220	TRANS-1,2-DICHLOROETHENE	156-60-5	200	U	UG/L
LC34-DPT0680-028.0-20181220	TRICHLOROETHENE	79-01-6	200	U	UG/L
LC34-DPT0680-028.0-20181220	VINYL CHLORIDE	75-01-4	19800		UG/L
LC34-DPT0680-033.0-20181220	1,1,2-TRICHLOROTRIFLUOROETHANE	76-13-1	100	U	UG/L
LC34-DPT0680-033.0-20181220	1,1-DICHLOROETHENE	75-35-4	100	U	UG/L
LC34-DPT0680-033.0-20181220	CIS-1,2-DICHLOROETHENE	156-59-2	100	U	UG/L
LC34-DPT0680-033.0-20181220	TRANS-1,2-DICHLOROETHENE	156-60-5	100	U	UG/L
LC34-DPT0680-033.0-20181220	TRICHLOROETHENE	79-01-6	100	U	UG/L
LC34-DPT0680-033.0-20181220	VINYL CHLORIDE	75-01-4	13400		UG/L
LC34-DPT0680-038.0-20181220	1,1,2-TRICHLOROTRIFLUOROETHANE	76-13-1	2	U	UG/L
LC34-DPT0680-038.0-20181220	1,1-DICHLOROETHENE	75-35-4	2	U	UG/L
LC34-DPT0680-038.0-20181220	CIS-1,2-DICHLOROETHENE	156-59-2	30		UG/L
LC34-DPT0680-038.0-20181220	TRANS-1,2-DICHLOROETHENE	156-60-5	2	U	UG/L
LC34-DPT0680-038.0-20181220	TRICHLOROETHENE	79-01-6	22		UG/L
LC34-DPT0680-038.0-20181220	VINYL CHLORIDE	75-01-4	40		UG/L
LC34-DPT0680-043.0-20181220	1,1,2-TRICHLOROTRIFLUOROETHANE	76-13-1	1	U	UG/L
LC34-DPT0680-043.0-20181220	1,1-DICHLOROETHENE	75-35-4	1	U	UG/L
LC34-DPT0680-043.0-20181220	CIS-1,2-DICHLOROETHENE	156-59-2	1	U	UG/L
LC34-DPT0680-043.0-20181220	TRANS-1,2-DICHLOROETHENE	156-60-5	1	U	UG/L
LC34-DPT0680-043.0-20181220	TRICHLOROETHENE	79-01-6	1	U	UG/L
LC34-DPT0680-043.0-20181220	VINYL CHLORIDE	75-01-4	1	U	UG/L
LC34-DPT0680-048.0-20181220	1,1,2-TRICHLOROTRIFLUOROETHANE	76-13-1	1	U	UG/L
LC34-DPT0680-048.0-20181220	1,1-DICHLOROETHENE	75-35-4	1	U	UG/L
LC34-DPT0680-048.0-20181220	CIS-1,2-DICHLOROETHENE	156-59-2	1	U	UG/L
LC34-DPT0680-048.0-20181220	TRANS-1,2-DICHLOROETHENE	156-60-5	1	U	UG/L
LC34-DPT0680-048.0-20181220	TRICHLOROETHENE	79-01-6	6		UG/L
LC34-DPT0680-048.0-20181220	VINYL CHLORIDE	75-01-4	1	U	UG/L
LC34-DPT0680-053.0-20181220	1,1,2-TRICHLOROTRIFLUOROETHANE	76-13-1	1	U	UG/L
LC34-DPT0680-053.0-20181220	1,1-DICHLOROETHENE	75-35-4	1	U	UG/L

DPT Results - DNAPL Source Zone
Launch Complex 34, SWMU CC054

Sample_ID	Parameter	CAS	Lab Result	Qualifier	Units
LC34-DPT0680-053.0-20181220	CIS-1,2-DICHLOROETHENE	156-59-2	1	U	UG/L
LC34-DPT0680-053.0-20181220	TRANS-1,2-DICHLOROETHENE	156-60-5	1	U	UG/L
LC34-DPT0680-053.0-20181220	TRICHLOROETHENE	79-01-6	2		UG/L
LC34-DPT0680-053.0-20181220	VINYL CHLORIDE	75-01-4	1	U	UG/L
LC34-DPT0680-058.0-20181220	1,1,2-TRICHLOROTRIFLUOROETHANE	76-13-1	1	U	UG/L
LC34-DPT0680-058.0-20181220	1,1-DICHLOROETHENE	75-35-4	1	U	UG/L
LC34-DPT0680-058.0-20181220	CIS-1,2-DICHLOROETHENE	156-59-2	1	U	UG/L
LC34-DPT0680-058.0-20181220	TRANS-1,2-DICHLOROETHENE	156-60-5	1	U	UG/L
LC34-DPT0680-058.0-20181220	TRICHLOROETHENE	79-01-6	1	U	UG/L
LC34-DPT0680-058.0-20181220	VINYL CHLORIDE	75-01-4	1	U	UG/L
LC34-DPT0680-063.0-20181220	1,1,2-TRICHLOROTRIFLUOROETHANE	76-13-1	1	U	UG/L
LC34-DPT0680-063.0-20181220	1,1-DICHLOROETHENE	75-35-4	1	U	UG/L
LC34-DPT0680-063.0-20181220	CIS-1,2-DICHLOROETHENE	156-59-2	1	U	UG/L
LC34-DPT0680-063.0-20181220	TRANS-1,2-DICHLOROETHENE	156-60-5	1	U	UG/L
LC34-DPT0680-063.0-20181220	TRICHLOROETHENE	79-01-6	1	U	UG/L
LC34-DPT0680-063.0-20181220	VINYL CHLORIDE	75-01-4	1	U	UG/L
LC34-DPT0680-068.0-20181220	1,1,2-TRICHLOROTRIFLUOROETHANE	76-13-1	1	U	UG/L
LC34-DPT0680-068.0-20181220	1,1-DICHLOROETHENE	75-35-4	1	U	UG/L
LC34-DPT0680-068.0-20181220	CIS-1,2-DICHLOROETHENE	156-59-2	1	U	UG/L
LC34-DPT0680-068.0-20181220	TRANS-1,2-DICHLOROETHENE	156-60-5	1	U	UG/L
LC34-DPT0680-068.0-20181220	TRICHLOROETHENE	79-01-6	1	U	UG/L
LC34-DPT0680-068.0-20181220	VINYL CHLORIDE	75-01-4	1	U	UG/L
LC34-DPT0680-073.0-20181221	1,1,2-TRICHLOROTRIFLUOROETHANE	76-13-1	1	U	UG/L
LC34-DPT0680-073.0-20181221	1,1-DICHLOROETHENE	75-35-4	1	U	UG/L
LC34-DPT0680-073.0-20181221	CIS-1,2-DICHLOROETHENE	156-59-2	6		UG/L
LC34-DPT0680-073.0-20181221	TRANS-1,2-DICHLOROETHENE	156-60-5	1	U	UG/L
LC34-DPT0680-073.0-20181221	TRICHLOROETHENE	79-01-6	8		UG/L
LC34-DPT0680-073.0-20181221	VINYL CHLORIDE	75-01-4	1	U	UG/L
LC34-DPT0680-078.0-20181221	1,1,2-TRICHLOROTRIFLUOROETHANE	76-13-1	2	U	UG/L

DPT Results - DNAPL Source Zone
Launch Complex 34, SWMU CC054

Sample_ID	Parameter	CAS	Lab Result	Qualifier	Units
LC34-DPT0680-078.0-20181221	1,1-DICHLOROETHENE	75-35-4	2	U	UG/L
LC34-DPT0680-078.0-20181221	CIS-1,2-DICHLOROETHENE	156-59-2	2	U	UG/L
LC34-DPT0680-078.0-20181221	TRANS-1,2-DICHLOROETHENE	156-60-5	2	U	UG/L
LC34-DPT0680-078.0-20181221	TRICHLOROETHENE	79-01-6	3		UG/L
LC34-DPT0680-078.0-20181221	VINYL CHLORIDE	75-01-4	2	U	UG/L
LC34-DPT0680-083.0-20181221	1,1,2-TRICHLOROTRIFLUOROETHANE	76-13-1	1	U	UG/L
LC34-DPT0680-083.0-20181221	1,1-DICHLOROETHENE	75-35-4	1	U	UG/L
LC34-DPT0680-083.0-20181221	CIS-1,2-DICHLOROETHENE	156-59-2	1	U	UG/L
LC34-DPT0680-083.0-20181221	TRANS-1,2-DICHLOROETHENE	156-60-5	1	U	UG/L
LC34-DPT0680-083.0-20181221	TRICHLOROETHENE	79-01-6	1	U	UG/L
LC34-DPT0680-083.0-20181221	VINYL CHLORIDE	75-01-4	1	U	UG/L
LC34-DPT0680-088.0-20181221	1,1,2-TRICHLOROTRIFLUOROETHANE	76-13-1	1	U	UG/L
LC34-DPT0680-088.0-20181221	1,1-DICHLOROETHENE	75-35-4	1	U	UG/L
LC34-DPT0680-088.0-20181221	CIS-1,2-DICHLOROETHENE	156-59-2	1	U	UG/L
LC34-DPT0680-088.0-20181221	TRANS-1,2-DICHLOROETHENE	156-60-5	1	U	UG/L
LC34-DPT0680-088.0-20181221	TRICHLOROETHENE	79-01-6	1	U	UG/L
LC34-DPT0680-088.0-20181221	VINYL CHLORIDE	75-01-4	1	U	UG/L
LC34-DPT0680-093.0-20181221	1,1,2-TRICHLOROTRIFLUOROETHANE	76-13-1	1	U	UG/L
LC34-DPT0680-093.0-20181221	1,1-DICHLOROETHENE	75-35-4	1	U	UG/L
LC34-DPT0680-093.0-20181221	CIS-1,2-DICHLOROETHENE	156-59-2	1	U	UG/L
LC34-DPT0680-093.0-20181221	TRANS-1,2-DICHLOROETHENE	156-60-5	1	U	UG/L
LC34-DPT0680-093.0-20181221	TRICHLOROETHENE	79-01-6	1	U	UG/L
LC34-DPT0680-093.0-20181221	VINYL CHLORIDE	75-01-4	1	U	UG/L
LC34-DPT0680-098.0-20181221	1,1,2-TRICHLOROTRIFLUOROETHANE	76-13-1	1	U	UG/L
LC34-DPT0680-098.0-20181221	1,1-DICHLOROETHENE	75-35-4	1	U	UG/L
LC34-DPT0680-098.0-20181221	CIS-1,2-DICHLOROETHENE	156-59-2	4		UG/L
LC34-DPT0680-098.0-20181221	TRANS-1,2-DICHLOROETHENE	156-60-5	1	U	UG/L
LC34-DPT0680-098.0-20181221	TRICHLOROETHENE	79-01-6	1	U	UG/L
LC34-DPT0680-098.0-20181221	VINYL CHLORIDE	75-01-4	16		UG/L

DPT Results - DNAPL Source Zone
Launch Complex 34, SWMU CC054

Sample_ID	Parameter	CAS	Lab Result	Qualifier	Units
LC34-DPT0681-008.0-20181221	1,1,2-TRICHLOROTRIFLUOROETHANE	76-13-1	1	U	UG/L
LC34-DPT0681-008.0-20181221	1,1-DICHLOROETHENE	75-35-4	1	U	UG/L
LC34-DPT0681-008.0-20181221	CIS-1,2-DICHLOROETHENE	156-59-2	12		UG/L
LC34-DPT0681-008.0-20181221	TRANS-1,2-DICHLOROETHENE	156-60-5	1	U	UG/L
LC34-DPT0681-008.0-20181221	TRICHLOROETHENE	79-01-6	1	U	UG/L
LC34-DPT0681-008.0-20181221	VINYL CHLORIDE	75-01-4	9		UG/L
LC34-DPT0681-013.0-20181221	1,1,2-TRICHLOROTRIFLUOROETHANE	76-13-1	1	U	UG/L
LC34-DPT0681-013.0-20181221	1,1-DICHLOROETHENE	75-35-4	1	U	UG/L
LC34-DPT0681-013.0-20181221	CIS-1,2-DICHLOROETHENE	156-59-2	73		UG/L
LC34-DPT0681-013.0-20181221	TRANS-1,2-DICHLOROETHENE	156-60-5	3		UG/L
LC34-DPT0681-013.0-20181221	TRICHLOROETHENE	79-01-6	1	U	UG/L
LC34-DPT0681-013.0-20181221	VINYL CHLORIDE	75-01-4	43		UG/L
LC34-DPT0681-018.0-20181221	1,1,2-TRICHLOROTRIFLUOROETHANE	76-13-1	10	U	UG/L
LC34-DPT0681-018.0-20181221	1,1-DICHLOROETHENE	75-35-4	10	U	UG/L
LC34-DPT0681-018.0-20181221	CIS-1,2-DICHLOROETHENE	156-59-2	500		UG/L
LC34-DPT0681-018.0-20181221	TRANS-1,2-DICHLOROETHENE	156-60-5	20		UG/L
LC34-DPT0681-018.0-20181221	TRICHLOROETHENE	79-01-6	10	U	UG/L
LC34-DPT0681-018.0-20181221	VINYL CHLORIDE	75-01-4	320		UG/L
LC34-DPT0681-023.0-20181221	1,1,2-TRICHLOROTRIFLUOROETHANE	76-13-1	3	U	UG/L
LC34-DPT0681-023.0-20181221	1,1-DICHLOROETHENE	75-35-4	3	U	UG/L
LC34-DPT0681-023.0-20181221	CIS-1,2-DICHLOROETHENE	156-59-2	420		UG/L
LC34-DPT0681-023.0-20181221	TRANS-1,2-DICHLOROETHENE	156-60-5	19		UG/L
LC34-DPT0681-023.0-20181221	TRICHLOROETHENE	79-01-6	3	U	UG/L
LC34-DPT0681-023.0-20181221	VINYL CHLORIDE	75-01-4	290		UG/L
LC34-DPT0681-028.0-20181221	1,1,2-TRICHLOROTRIFLUOROETHANE	76-13-1	200	U	UG/L
LC34-DPT0681-028.0-20181221	1,1-DICHLOROETHENE	75-35-4	200	U	UG/L
LC34-DPT0681-028.0-20181221	CIS-1,2-DICHLOROETHENE	156-59-2	14200		UG/L
LC34-DPT0681-028.0-20181221	TRANS-1,2-DICHLOROETHENE	156-60-5	510		UG/L
LC34-DPT0681-028.0-20181221	TRICHLOROETHENE	79-01-6	200	U	UG/L

DPT Results - DNAPL Source Zone
Launch Complex 34, SWMU CC054

Sample_ID	Parameter	CAS	Lab Result	Qualifier	Units
LC34-DPT0681-028.0-20181221	VINYL CHLORIDE	75-01-4	4000		UG/L
LC34-DPT0681-033.0-20181221	1,1,2-TRICHLOROTRIFLUOROETHANE	76-13-1	100	U	UG/L
LC34-DPT0681-033.0-20181221	1,1-DICHLOROETHENE	75-35-4	100	U	UG/L
LC34-DPT0681-033.0-20181221	CIS-1,2-DICHLOROETHENE	156-59-2	60200		UG/L
LC34-DPT0681-033.0-20181221	TRANS-1,2-DICHLOROETHENE	156-60-5	2200		UG/L
LC34-DPT0681-033.0-20181221	TRICHLOROETHENE	79-01-6	100	U	UG/L
LC34-DPT0681-033.0-20181221	VINYL CHLORIDE	75-01-4	25100		UG/L
LC34-DPT0681-038.0-20181221	1,1,2-TRICHLOROTRIFLUOROETHANE	76-13-1	100	U	UG/L
LC34-DPT0681-038.0-20181221	1,1-DICHLOROETHENE	75-35-4	100	U	UG/L
LC34-DPT0681-038.0-20181221	CIS-1,2-DICHLOROETHENE	156-59-2	15700		UG/L
LC34-DPT0681-038.0-20181221	TRANS-1,2-DICHLOROETHENE	156-60-5	2000		UG/L
LC34-DPT0681-038.0-20181221	TRICHLOROETHENE	79-01-6	100	U	UG/L
LC34-DPT0681-038.0-20181221	VINYL CHLORIDE	75-01-4	41900		UG/L
LC34-DPT0681-043.0-20181221	1,1,2-TRICHLOROTRIFLUOROETHANE	76-13-1	3	U	UG/L
LC34-DPT0681-043.0-20181221	1,1-DICHLOROETHENE	75-35-4	3	U	UG/L
LC34-DPT0681-043.0-20181221	CIS-1,2-DICHLOROETHENE	156-59-2	3	U	UG/L
LC34-DPT0681-043.0-20181221	TRANS-1,2-DICHLOROETHENE	156-60-5	3	U	UG/L
LC34-DPT0681-043.0-20181221	TRICHLOROETHENE	79-01-6	3	U	UG/L
LC34-DPT0681-043.0-20181221	VINYL CHLORIDE	75-01-4	3	U	UG/L
LC34-DPT0681-048.0-20181221	1,1,2-TRICHLOROTRIFLUOROETHANE	76-13-1	1	U	UG/L
LC34-DPT0681-048.0-20181221	1,1-DICHLOROETHENE	75-35-4	1	U	UG/L
LC34-DPT0681-048.0-20181221	CIS-1,2-DICHLOROETHENE	156-59-2	1	U	UG/L
LC34-DPT0681-048.0-20181221	TRANS-1,2-DICHLOROETHENE	156-60-5	1	U	UG/L
LC34-DPT0681-048.0-20181221	TRICHLOROETHENE	79-01-6	1	U	UG/L
LC34-DPT0681-048.0-20181221	VINYL CHLORIDE	75-01-4	1	U	UG/L
LC34-DPT0682-078.0-20190304	1,1,2-TRICHLOROTRIFLUOROETHANE	76-13-1	1	U	UG/L
LC34-DPT0682-078.0-20190304	1,1-DICHLOROETHENE	75-35-4	1	U	UG/L
LC34-DPT0682-078.0-20190304	CIS-1,2-DICHLOROETHENE	156-59-2	1	U	UG/L
LC34-DPT0682-078.0-20190304	TRANS-1,2-DICHLOROETHENE	156-60-5	1	U	UG/L

DPT Results - DNAPL Source Zone
Launch Complex 34, SWMU CC054

Sample_ID	Parameter	CAS	Lab Result	Qualifier	Units
LC34-DPT0682-078.0-20190304	TRICHLOROETHENE	79-01-6	1	U	UG/L
LC34-DPT0682-078.0-20190304	VINYL CHLORIDE	75-01-4	1	U	UG/L
LC34-DPT0683-073.0-20190304	1,1,2-TRICHLOROTRIFLUOROETHANE	76-13-1	1	U	UG/L
LC34-DPT0683-073.0-20190304	1,1-DICHLOROETHENE	75-35-4	1	U	UG/L
LC34-DPT0683-073.0-20190304	CIS-1,2-DICHLOROETHENE	156-59-2	1	U	UG/L
LC34-DPT0683-073.0-20190304	TRANS-1,2-DICHLOROETHENE	156-60-5	1	U	UG/L
LC34-DPT0683-073.0-20190304	TRICHLOROETHENE	79-01-6	1	U	UG/L
LC34-DPT0683-073.0-20190304	VINYL CHLORIDE	75-01-4	1	U	UG/L
LC34-DPT0683-078.0-20190304	1,1,2-TRICHLOROTRIFLUOROETHANE	76-13-1	1	U	UG/L
LC34-DPT0683-078.0-20190304	1,1-DICHLOROETHENE	75-35-4	1	U	UG/L
LC34-DPT0683-078.0-20190304	CIS-1,2-DICHLOROETHENE	156-59-2	1	U	UG/L
LC34-DPT0683-078.0-20190304	TRANS-1,2-DICHLOROETHENE	156-60-5	1	U	UG/L
LC34-DPT0683-078.0-20190304	TRICHLOROETHENE	79-01-6	1	U	UG/L
LC34-DPT0683-078.0-20190304	VINYL CHLORIDE	75-01-4	1	U	UG/L
LC34-DPT0683-098.0-20190304	1,1,2-TRICHLOROTRIFLUOROETHANE	76-13-1	1	U	UG/L
LC34-DPT0683-098.0-20190304	1,1-DICHLOROETHENE	75-35-4	1	U	UG/L
LC34-DPT0683-098.0-20190304	CIS-1,2-DICHLOROETHENE	156-59-2	1	U	UG/L
LC34-DPT0683-098.0-20190304	TRANS-1,2-DICHLOROETHENE	156-60-5	1	U	UG/L
LC34-DPT0683-098.0-20190304	TRICHLOROETHENE	79-01-6	1	U	UG/L
LC34-DPT0683-098.0-20190304	VINYL CHLORIDE	75-01-4	1	U	UG/L
LC34-DPT0684-073.0-20190304	1,1,2-TRICHLOROTRIFLUOROETHANE	76-13-1	1100		UG/L
LC34-DPT0684-073.0-20190304	1,1-DICHLOROETHENE	75-35-4	290	U	UG/L
LC34-DPT0684-073.0-20190304	CIS-1,2-DICHLOROETHENE	156-59-2	7900		UG/L
LC34-DPT0684-073.0-20190304	TRANS-1,2-DICHLOROETHENE	156-60-5	290	U	UG/L
LC34-DPT0684-073.0-20190304	TRICHLOROETHENE	79-01-6	338000	J	UG/L
LC34-DPT0684-073.0-20190304	VINYL CHLORIDE	75-01-4	290	U	UG/L
LC34-DPT0684-078.0-20190304	1,1,2-TRICHLOROTRIFLUOROETHANE	76-13-1	290	U	UG/L
LC34-DPT0684-078.0-20190304	1,1-DICHLOROETHENE	75-35-4	290	U	UG/L
LC34-DPT0684-078.0-20190304	CIS-1,2-DICHLOROETHENE	156-59-2	8000		UG/L

DPT Results - DNAPL Source Zone
Launch Complex 34, SWMU CC054

Sample_ID	Parameter	CAS	Lab Result	Qualifier	Units
LC34-DPT0684-078.0-20190304	TRANS-1,2-DICHLOROETHENE	156-60-5	290	U	UG/L
LC34-DPT0684-078.0-20190304	TRICHLOROETHENE	79-01-6	103000		UG/L
LC34-DPT0684-078.0-20190304	VINYL CHLORIDE	75-01-4	290	U	UG/L
LC34-DPT0684-098.0-20190304	1,1,2-TRICHLOROTRIFLUOROETHANE	76-13-1	10	U	UG/L
LC34-DPT0684-098.0-20190304	1,1-DICHLOROETHENE	75-35-4	10	U	UG/L
LC34-DPT0684-098.0-20190304	CIS-1,2-DICHLOROETHENE	156-59-2	14		UG/L
LC34-DPT0684-098.0-20190304	TRANS-1,2-DICHLOROETHENE	156-60-5	10	U	UG/L
LC34-DPT0684-098.0-20190304	TRICHLOROETHENE	79-01-6	2000		UG/L
LC34-DPT0684-098.0-20190304	VINYL CHLORIDE	75-01-4	10	U	UG/L
LC34-DPT0685-063.0-20190305	1,1,2-TRICHLOROTRIFLUOROETHANE	76-13-1	1	U	UG/L
LC34-DPT0685-063.0-20190305	1,1-DICHLOROETHENE	75-35-4	1	U	UG/L
LC34-DPT0685-063.0-20190305	CIS-1,2-DICHLOROETHENE	156-59-2	1	U	UG/L
LC34-DPT0685-063.0-20190305	TRANS-1,2-DICHLOROETHENE	156-60-5	1	U	UG/L
LC34-DPT0685-063.0-20190305	TRICHLOROETHENE	79-01-6	2		UG/L
LC34-DPT0685-063.0-20190305	VINYL CHLORIDE	75-01-4	1	U	UG/L
LC34-DPT0685-068.0-20190305	1,1,2-TRICHLOROTRIFLUOROETHANE	76-13-1	1	U	UG/L
LC34-DPT0685-068.0-20190305	1,1-DICHLOROETHENE	75-35-4	1	U	UG/L
LC34-DPT0685-068.0-20190305	CIS-1,2-DICHLOROETHENE	156-59-2	1	U	UG/L
LC34-DPT0685-068.0-20190305	TRANS-1,2-DICHLOROETHENE	156-60-5	1	U	UG/L
LC34-DPT0685-068.0-20190305	TRICHLOROETHENE	79-01-6	1	U	UG/L
LC34-DPT0685-068.0-20190305	VINYL CHLORIDE	75-01-4	1	U	UG/L
LC34-DPT0685-073.0-20190305	1,1,2-TRICHLOROTRIFLUOROETHANE	76-13-1	1000	U	UG/L
LC34-DPT0685-073.0-20190305	1,1-DICHLOROETHENE	75-35-4	1000	U	UG/L
LC34-DPT0685-073.0-20190305	CIS-1,2-DICHLOROETHENE	156-59-2	13800		UG/L
LC34-DPT0685-073.0-20190305	TRANS-1,2-DICHLOROETHENE	156-60-5	1000	U	UG/L
LC34-DPT0685-073.0-20190305	TRICHLOROETHENE	79-01-6	418000		UG/L
LC34-DPT0685-073.0-20190305	VINYL CHLORIDE	75-01-4	1000	U	UG/L
LC34-DPT0685-078.0-20190305	1,1,2-TRICHLOROTRIFLUOROETHANE	76-13-1	3	U	UG/L
LC34-DPT0685-078.0-20190305	1,1-DICHLOROETHENE	75-35-4	3	U	UG/L

DPT Results - DNAPL Source Zone
Launch Complex 34, SWMU CC054

Sample_ID	Parameter	CAS	Lab Result	Qualifier	Units
LC34-DPT0685-078.0-20190305	CIS-1,2-DICHLOROETHENE	156-59-2	130		UG/L
LC34-DPT0685-078.0-20190305	TRANS-1,2-DICHLOROETHENE	156-60-5	3	U	UG/L
LC34-DPT0685-078.0-20190305	TRICHLOROETHENE	79-01-6	120		UG/L
LC34-DPT0685-078.0-20190305	VINYL CHLORIDE	75-01-4	3	U	UG/L
LC34-DPT0685-098.0-20190305	1,1,2-TRICHLOROTRIFLUOROETHANE	76-13-1	3	U	UG/L
LC34-DPT0685-098.0-20190305	1,1-DICHLOROETHENE	75-35-4	3	U	UG/L
LC34-DPT0685-098.0-20190305	CIS-1,2-DICHLOROETHENE	156-59-2	5		UG/L
LC34-DPT0685-098.0-20190305	TRANS-1,2-DICHLOROETHENE	156-60-5	3	U	UG/L
LC34-DPT0685-098.0-20190305	TRICHLOROETHENE	79-01-6	230		UG/L
LC34-DPT0685-098.0-20190305	VINYL CHLORIDE	75-01-4	3	U	UG/L
LC34-DPT0686-063.0-20190305	1,1,2-TRICHLOROTRIFLUOROETHANE	76-13-1	1	U	UG/L
LC34-DPT0686-063.0-20190305	1,1-DICHLOROETHENE	75-35-4	1	U	UG/L
LC34-DPT0686-063.0-20190305	CIS-1,2-DICHLOROETHENE	156-59-2	1	U	UG/L
LC34-DPT0686-063.0-20190305	TRANS-1,2-DICHLOROETHENE	156-60-5	1	U	UG/L
LC34-DPT0686-063.0-20190305	TRICHLOROETHENE	79-01-6	1	U	UG/L
LC34-DPT0686-063.0-20190305	VINYL CHLORIDE	75-01-4	1	U	UG/L
LC34-DPT0686-068.0-20190305	1,1,2-TRICHLOROTRIFLUOROETHANE	76-13-1	1	U	UG/L
LC34-DPT0686-068.0-20190305	1,1-DICHLOROETHENE	75-35-4	1	U	UG/L
LC34-DPT0686-068.0-20190305	CIS-1,2-DICHLOROETHENE	156-59-2	1	U	UG/L
LC34-DPT0686-068.0-20190305	TRANS-1,2-DICHLOROETHENE	156-60-5	1	U	UG/L
LC34-DPT0686-068.0-20190305	TRICHLOROETHENE	79-01-6	1	U	UG/L
LC34-DPT0686-068.0-20190305	VINYL CHLORIDE	75-01-4	1	U	UG/L
LC34-DPT0686-073.0-20190305	1,1,2-TRICHLOROTRIFLUOROETHANE	76-13-1	1	U	UG/L
LC34-DPT0686-073.0-20190305	1,1-DICHLOROETHENE	75-35-4	1	U	UG/L
LC34-DPT0686-073.0-20190305	CIS-1,2-DICHLOROETHENE	156-59-2	1	U	UG/L
LC34-DPT0686-073.0-20190305	TRANS-1,2-DICHLOROETHENE	156-60-5	1	U	UG/L
LC34-DPT0686-073.0-20190305	TRICHLOROETHENE	79-01-6	1	U	UG/L
LC34-DPT0686-073.0-20190305	VINYL CHLORIDE	75-01-4	1	U	UG/L
LC34-DPT0686-078.0-20190305	1,1,2-TRICHLOROTRIFLUOROETHANE	76-13-1	1	U	UG/L

DPT Results - DNAPL Source Zone
Launch Complex 34, SWMU CC054

Sample_ID	Parameter	CAS	Lab Result	Qualifier	Units
LC34-DPT0686-078.0-20190305	1,1-DICHLOROETHENE	75-35-4	1	U	UG/L
LC34-DPT0686-078.0-20190305	CIS-1,2-DICHLOROETHENE	156-59-2	1	U	UG/L
LC34-DPT0686-078.0-20190305	TRANS-1,2-DICHLOROETHENE	156-60-5	1	U	UG/L
LC34-DPT0686-078.0-20190305	TRICHLOROETHENE	79-01-6	1	U	UG/L
LC34-DPT0686-078.0-20190305	VINYL CHLORIDE	75-01-4	1	U	UG/L
LC34-DPT0686-098.0-20190305	1,1,2-TRICHLOROTRIFLUOROETHANE	76-13-1	1	U	UG/L
LC34-DPT0686-098.0-20190305	1,1-DICHLOROETHENE	75-35-4	1	U	UG/L
LC34-DPT0686-098.0-20190305	CIS-1,2-DICHLOROETHENE	156-59-2	15		UG/L
LC34-DPT0686-098.0-20190305	TRANS-1,2-DICHLOROETHENE	156-60-5	1	U	UG/L
LC34-DPT0686-098.0-20190305	TRICHLOROETHENE	79-01-6	2		UG/L
LC34-DPT0686-098.0-20190305	VINYL CHLORIDE	75-01-4	9		UG/L
LC34-DPT0687-063.0-20190305	1,1,2-TRICHLOROTRIFLUOROETHANE	76-13-1	1	U	UG/L
LC34-DPT0687-063.0-20190305	1,1-DICHLOROETHENE	75-35-4	1	U	UG/L
LC34-DPT0687-063.0-20190305	CIS-1,2-DICHLOROETHENE	156-59-2	1	U	UG/L
LC34-DPT0687-063.0-20190305	TRANS-1,2-DICHLOROETHENE	156-60-5	1	U	UG/L
LC34-DPT0687-063.0-20190305	TRICHLOROETHENE	79-01-6	1	U	UG/L
LC34-DPT0687-063.0-20190305	VINYL CHLORIDE	75-01-4	1	U	UG/L
LC34-DPT0687-068.0-20190305	1,1,2-TRICHLOROTRIFLUOROETHANE	76-13-1	1	U	UG/L
LC34-DPT0687-068.0-20190305	1,1-DICHLOROETHENE	75-35-4	1	U	UG/L
LC34-DPT0687-068.0-20190305	CIS-1,2-DICHLOROETHENE	156-59-2	1	U	UG/L
LC34-DPT0687-068.0-20190305	TRANS-1,2-DICHLOROETHENE	156-60-5	1	U	UG/L
LC34-DPT0687-068.0-20190305	TRICHLOROETHENE	79-01-6	1	U	UG/L
LC34-DPT0687-068.0-20190305	VINYL CHLORIDE	75-01-4	1	U	UG/L
LC34-DPT0687-073.0-20190306	1,1,2-TRICHLOROTRIFLUOROETHANE	76-13-1	1	U	UG/L
LC34-DPT0687-073.0-20190306	1,1-DICHLOROETHENE	75-35-4	1	U	UG/L
LC34-DPT0687-073.0-20190306	CIS-1,2-DICHLOROETHENE	156-59-2	1		UG/L
LC34-DPT0687-073.0-20190306	TRANS-1,2-DICHLOROETHENE	156-60-5	1	U	UG/L
LC34-DPT0687-073.0-20190306	TRICHLOROETHENE	79-01-6	1	U	UG/L
LC34-DPT0687-073.0-20190306	VINYL CHLORIDE	75-01-4	1	U	UG/L

DPT Results - DNAPL Source Zone
Launch Complex 34, SWMU CC054

Sample_ID	Parameter	CAS	Lab Result	Qualifier	Units
LC34-DPT0687-078.0-20190306	1,1,2-TRICHLOROTRIFLUOROETHANE	76-13-1	10	U	UG/L
LC34-DPT0687-078.0-20190306	1,1-DICHLOROETHENE	75-35-4	10	U	UG/L
LC34-DPT0687-078.0-20190306	CIS-1,2-DICHLOROETHENE	156-59-2	280		UG/L
LC34-DPT0687-078.0-20190306	TRANS-1,2-DICHLOROETHENE	156-60-5	10	U	UG/L
LC34-DPT0687-078.0-20190306	TRICHLOROETHENE	79-01-6	2600		UG/L
LC34-DPT0687-078.0-20190306	VINYL CHLORIDE	75-01-4	10	U	UG/L
LC34-DPT0687-083.0-20190306	1,1,2-TRICHLOROTRIFLUOROETHANE	76-13-1	1	U	UG/L
LC34-DPT0687-083.0-20190306	1,1-DICHLOROETHENE	75-35-4	1	U	UG/L
LC34-DPT0687-083.0-20190306	CIS-1,2-DICHLOROETHENE	156-59-2	1	U	UG/L
LC34-DPT0687-083.0-20190306	TRANS-1,2-DICHLOROETHENE	156-60-5	1	U	UG/L
LC34-DPT0687-083.0-20190306	TRICHLOROETHENE	79-01-6	1		UG/L
LC34-DPT0687-083.0-20190306	VINYL CHLORIDE	75-01-4	1	U	UG/L
LC34-DPT0687-098.0-20190306	1,1,2-TRICHLOROTRIFLUOROETHANE	76-13-1	1	U	UG/L
LC34-DPT0687-098.0-20190306	1,1-DICHLOROETHENE	75-35-4	1	U	UG/L
LC34-DPT0687-098.0-20190306	CIS-1,2-DICHLOROETHENE	156-59-2	1	U	UG/L
LC34-DPT0687-098.0-20190306	TRANS-1,2-DICHLOROETHENE	156-60-5	1	U	UG/L
LC34-DPT0687-098.0-20190306	TRICHLOROETHENE	79-01-6	1	U	UG/L
LC34-DPT0687-098.0-20190306	VINYL CHLORIDE	75-01-4	1	U	UG/L
LC34-DPT0688-088.0-20190306	1,1,2-TRICHLOROTRIFLUOROETHANE	76-13-1	1	U	UG/L
LC34-DPT0688-088.0-20190306	1,1-DICHLOROETHENE	75-35-4	1	U	UG/L
LC34-DPT0688-088.0-20190306	CIS-1,2-DICHLOROETHENE	156-59-2	1	U	UG/L
LC34-DPT0688-088.0-20190306	TRANS-1,2-DICHLOROETHENE	156-60-5	1	U	UG/L
LC34-DPT0688-088.0-20190306	TRICHLOROETHENE	79-01-6	1	U	UG/L
LC34-DPT0688-088.0-20190306	VINYL CHLORIDE	75-01-4	4		UG/L
LC34-DPT0689-028.0-20190306	1,1,2-TRICHLOROTRIFLUOROETHANE	76-13-1	1	U	UG/L
LC34-DPT0689-028.0-20190306	1,1-DICHLOROETHENE	75-35-4	2		UG/L
LC34-DPT0689-028.0-20190306	CIS-1,2-DICHLOROETHENE	156-59-2	430		UG/L
LC34-DPT0689-028.0-20190306	TRANS-1,2-DICHLOROETHENE	156-60-5	5		UG/L
LC34-DPT0689-028.0-20190306	TRICHLOROETHENE	79-01-6	2		UG/L

DPT Results - DNAPL Source Zone
Launch Complex 34, SWMU CC054

Sample_ID	Parameter	CAS	Lab Result	Qualifier	Units
LC34-DPT0689-028.0-20190306	VINYL CHLORIDE	75-01-4	570		UG/L
LC34-DPT0689-033.0-20190306	1,1,2-TRICHLOROTRIFLUOROETHANE	76-13-1	5	U	UG/L
LC34-DPT0689-033.0-20190306	1,1-DICHLOROETHENE	75-35-4	15		UG/L
LC34-DPT0689-033.0-20190306	CIS-1,2-DICHLOROETHENE	156-59-2	17800		UG/L
LC34-DPT0689-033.0-20190306	TRANS-1,2-DICHLOROETHENE	156-60-5	700		UG/L
LC34-DPT0689-033.0-20190306	TRICHLOROETHENE	79-01-6	5	U	UG/L
LC34-DPT0689-033.0-20190306	VINYL CHLORIDE	75-01-4	9900		UG/L
LC34-DPT0689-038.0-20190306	1,1,2-TRICHLOROTRIFLUOROETHANE	76-13-1	290	U	UG/L
LC34-DPT0689-038.0-20190306	1,1-DICHLOROETHENE	75-35-4	290	U	UG/L
LC34-DPT0689-038.0-20190306	CIS-1,2-DICHLOROETHENE	156-59-2	83800		UG/L
LC34-DPT0689-038.0-20190306	TRANS-1,2-DICHLOROETHENE	156-60-5	3000		UG/L
LC34-DPT0689-038.0-20190306	TRICHLOROETHENE	79-01-6	290	U	UG/L
LC34-DPT0689-038.0-20190306	VINYL CHLORIDE	75-01-4	39400		UG/L
LC34-DPT0689-043.0-20190325	1,1,2-TRICHLOROTRIFLUOROETHANE	76-13-1	1	U	UG/L
LC34-DPT0689-043.0-20190325	1,1-DICHLOROETHENE	75-35-4	1	U	UG/L
LC34-DPT0689-043.0-20190325	CIS-1,2-DICHLOROETHENE	156-59-2	26		UG/L
LC34-DPT0689-043.0-20190325	TRANS-1,2-DICHLOROETHENE	156-60-5	1	U	UG/L
LC34-DPT0689-043.0-20190325	TRICHLOROETHENE	79-01-6	1	U	UG/L
LC34-DPT0689-043.0-20190325	VINYL CHLORIDE	75-01-4	43		UG/L
LC34-DPT0689-048.0-20190326	1,1,2-TRICHLOROTRIFLUOROETHANE	76-13-1	1	U	UG/L
LC34-DPT0689-048.0-20190326	1,1-DICHLOROETHENE	75-35-4	1	U	UG/L
LC34-DPT0689-048.0-20190326	CIS-1,2-DICHLOROETHENE	156-59-2	1	U	UG/L
LC34-DPT0689-048.0-20190326	TRANS-1,2-DICHLOROETHENE	156-60-5	1	U	UG/L
LC34-DPT0689-048.0-20190326	TRICHLOROETHENE	79-01-6	1	U	UG/L
LC34-DPT0689-048.0-20190326	VINYL CHLORIDE	75-01-4	1	U	UG/L
LC34-DPT0689-053.0-20190326	1,1,2-TRICHLOROTRIFLUOROETHANE	76-13-1	1	U	UG/L
LC34-DPT0689-053.0-20190326	1,1-DICHLOROETHENE	75-35-4	1	U	UG/L
LC34-DPT0689-053.0-20190326	CIS-1,2-DICHLOROETHENE	156-59-2	1	U	UG/L
LC34-DPT0689-053.0-20190326	TRANS-1,2-DICHLOROETHENE	156-60-5	1	U	UG/L

DPT Results - DNAPL Source Zone
Launch Complex 34, SWMU CC054

Sample_ID	Parameter	CAS	Lab Result	Qualifier	Units
LC34-DPT0689-053.0-20190326	TRICHLOROETHENE	79-01-6	1	U	UG/L
LC34-DPT0689-053.0-20190326	VINYL CHLORIDE	75-01-4	1	U	UG/L
LC34-DPT0689-088.0-20190306	1,1,2-TRICHLOROTRIFLUOROETHANE	76-13-1	1	U	UG/L
LC34-DPT0689-088.0-20190306	1,1-DICHLOROETHENE	75-35-4	1	U	UG/L
LC34-DPT0689-088.0-20190306	CIS-1,2-DICHLOROETHENE	156-59-2	78		UG/L
LC34-DPT0689-088.0-20190306	TRANS-1,2-DICHLOROETHENE	156-60-5	3		UG/L
LC34-DPT0689-088.0-20190306	TRICHLOROETHENE	79-01-6	1	U	UG/L
LC34-DPT0689-088.0-20190306	VINYL CHLORIDE	75-01-4	25		UG/L
LC34-DPT0690-023.0-20190306	1,1,2-TRICHLOROTRIFLUOROETHANE	76-13-1	1	U	UG/L
LC34-DPT0690-023.0-20190306	1,1-DICHLOROETHENE	75-35-4	1	U	UG/L
LC34-DPT0690-023.0-20190306	CIS-1,2-DICHLOROETHENE	156-59-2	4		UG/L
LC34-DPT0690-023.0-20190306	TRANS-1,2-DICHLOROETHENE	156-60-5	1	U	UG/L
LC34-DPT0690-023.0-20190306	TRICHLOROETHENE	79-01-6	3		UG/L
LC34-DPT0690-023.0-20190306	VINYL CHLORIDE	75-01-4	6		UG/L
LC34-DPT0690-028.0-20190306	1,1,2-TRICHLOROTRIFLUOROETHANE	76-13-1	1	U	UG/L
LC34-DPT0690-028.0-20190306	1,1-DICHLOROETHENE	75-35-4	1	U	UG/L
LC34-DPT0690-028.0-20190306	CIS-1,2-DICHLOROETHENE	156-59-2	6		UG/L
LC34-DPT0690-028.0-20190306	TRANS-1,2-DICHLOROETHENE	156-60-5	1	U	UG/L
LC34-DPT0690-028.0-20190306	TRICHLOROETHENE	79-01-6	1	U	UG/L
LC34-DPT0690-028.0-20190306	VINYL CHLORIDE	75-01-4	26		UG/L
LC34-DPT0690-033.0-20190306	1,1,2-TRICHLOROTRIFLUOROETHANE	76-13-1	1	U	UG/L
LC34-DPT0690-033.0-20190306	1,1-DICHLOROETHENE	75-35-4	1	U	UG/L
LC34-DPT0690-033.0-20190306	CIS-1,2-DICHLOROETHENE	156-59-2	3		UG/L
LC34-DPT0690-033.0-20190306	TRANS-1,2-DICHLOROETHENE	156-60-5	1	U	UG/L
LC34-DPT0690-033.0-20190306	TRICHLOROETHENE	79-01-6	1	U	UG/L
LC34-DPT0690-033.0-20190306	VINYL CHLORIDE	75-01-4	9		UG/L
LC34-DPT0690-038.0-20190306	1,1,2-TRICHLOROTRIFLUOROETHANE	76-13-1	10	U	UG/L
LC34-DPT0690-038.0-20190306	1,1-DICHLOROETHENE	75-35-4	10	U	UG/L
LC34-DPT0690-038.0-20190306	CIS-1,2-DICHLOROETHENE	156-59-2	1000		UG/L

DPT Results - DNAPL Source Zone
Launch Complex 34, SWMU CC054

Sample_ID	Parameter	CAS	Lab Result	Qualifier	Units
LC34-DPT0690-038.0-20190306	TRANS-1,2-DICHLOROETHENE	156-60-5	63		UG/L
LC34-DPT0690-038.0-20190306	TRICHLOROETHENE	79-01-6	10	U	UG/L
LC34-DPT0690-038.0-20190306	VINYL CHLORIDE	75-01-4	850		UG/L
LC34-DPT0690-043.0-20190306	1,1,2-TRICHLOROTRIFLUOROETHANE	76-13-1	1000	U	UG/L
LC34-DPT0690-043.0-20190306	1,1-DICHLOROETHENE	75-35-4	1000	U	UG/L
LC34-DPT0690-043.0-20190306	CIS-1,2-DICHLOROETHENE	156-59-2	40100		UG/L
LC34-DPT0690-043.0-20190306	TRANS-1,2-DICHLOROETHENE	156-60-5	1000	U	UG/L
LC34-DPT0690-043.0-20190306	TRICHLOROETHENE	79-01-6	1000	U	UG/L
LC34-DPT0690-043.0-20190306	VINYL CHLORIDE	75-01-4	80000		UG/L
LC34-DPT0690-048.0-20190306	1,1,2-TRICHLOROTRIFLUOROETHANE	76-13-1	10	U	UG/L
LC34-DPT0690-048.0-20190306	1,1-DICHLOROETHENE	75-35-4	10	U	UG/L
LC34-DPT0690-048.0-20190306	CIS-1,2-DICHLOROETHENE	156-59-2	5800		UG/L
LC34-DPT0690-048.0-20190306	TRANS-1,2-DICHLOROETHENE	156-60-5	18		UG/L
LC34-DPT0690-048.0-20190306	TRICHLOROETHENE	79-01-6	1400		UG/L
LC34-DPT0690-048.0-20190306	VINYL CHLORIDE	75-01-4	100		UG/L
LC34-DPT0690-053.0-20190306	1,1,2-TRICHLOROTRIFLUOROETHANE	76-13-1	1	U	UG/L
LC34-DPT0690-053.0-20190306	1,1-DICHLOROETHENE	75-35-4	1	U	UG/L
LC34-DPT0690-053.0-20190306	CIS-1,2-DICHLOROETHENE	156-59-2	7		UG/L
LC34-DPT0690-053.0-20190306	TRANS-1,2-DICHLOROETHENE	156-60-5	1	U	UG/L
LC34-DPT0690-053.0-20190306	TRICHLOROETHENE	79-01-6	1		UG/L
LC34-DPT0690-053.0-20190306	VINYL CHLORIDE	75-01-4	1		UG/L
LC34-DPT0690-093.0-20190306	1,1,2-TRICHLOROTRIFLUOROETHANE	76-13-1	1	U	UG/L
LC34-DPT0690-093.0-20190306	1,1-DICHLOROETHENE	75-35-4	1	U	UG/L
LC34-DPT0690-093.0-20190306	CIS-1,2-DICHLOROETHENE	156-59-2	2		UG/L
LC34-DPT0690-093.0-20190306	TRANS-1,2-DICHLOROETHENE	156-60-5	1	U	UG/L
LC34-DPT0690-093.0-20190306	TRICHLOROETHENE	79-01-6	1	U	UG/L
LC34-DPT0690-093.0-20190306	VINYL CHLORIDE	75-01-4	1	U	UG/L
LC34-DPT0691-033.0-20190307	1,1,2-TRICHLOROTRIFLUOROETHANE	76-13-1	1	U	UG/L
LC34-DPT0691-033.0-20190307	1,1-DICHLOROETHENE	75-35-4	1	U	UG/L

DPT Results - DNAPL Source Zone
Launch Complex 34, SWMU CC054

Sample_ID	Parameter	CAS	Lab Result	Qualifier	Units
LC34-DPT0691-033.0-20190307	CIS-1,2-DICHLOROETHENE	156-59-2	69		UG/L
LC34-DPT0691-033.0-20190307	TRANS-1,2-DICHLOROETHENE	156-60-5	2		UG/L
LC34-DPT0691-033.0-20190307	TRICHLOROETHENE	79-01-6	1		UG/L
LC34-DPT0691-033.0-20190307	VINYL CHLORIDE	75-01-4	62		UG/L
LC34-DPT0691-038.0-20190307	1,1,2-TRICHLOROTRIFLUOROETHANE	76-13-1	100	U	UG/L
LC34-DPT0691-038.0-20190307	1,1-DICHLOROETHENE	75-35-4	150		UG/L
LC34-DPT0691-038.0-20190307	CIS-1,2-DICHLOROETHENE	156-59-2	72100		UG/L
LC34-DPT0691-038.0-20190307	TRANS-1,2-DICHLOROETHENE	156-60-5	2200		UG/L
LC34-DPT0691-038.0-20190307	TRICHLOROETHENE	79-01-6	100	U	UG/L
LC34-DPT0691-038.0-20190307	VINYL CHLORIDE	75-01-4	13600		UG/L
LC34-DPT0691-043.0-20190307	1,1,2-TRICHLOROTRIFLUOROETHANE	76-13-1	10	U	UG/L
LC34-DPT0691-043.0-20190307	1,1-DICHLOROETHENE	75-35-4	10	U	UG/L
LC34-DPT0691-043.0-20190307	CIS-1,2-DICHLOROETHENE	156-59-2	740		UG/L
LC34-DPT0691-043.0-20190307	TRANS-1,2-DICHLOROETHENE	156-60-5	31		UG/L
LC34-DPT0691-043.0-20190307	TRICHLOROETHENE	79-01-6	10	U	UG/L
LC34-DPT0691-043.0-20190307	VINYL CHLORIDE	75-01-4	690		UG/L
LC34-DPT0691-048.0-20190307	1,1,2-TRICHLOROTRIFLUOROETHANE	76-13-1	1	U	UG/L
LC34-DPT0691-048.0-20190307	1,1-DICHLOROETHENE	75-35-4	1	U	UG/L
LC34-DPT0691-048.0-20190307	CIS-1,2-DICHLOROETHENE	156-59-2	2		UG/L
LC34-DPT0691-048.0-20190307	TRANS-1,2-DICHLOROETHENE	156-60-5	1	U	UG/L
LC34-DPT0691-048.0-20190307	TRICHLOROETHENE	79-01-6	1	U	UG/L
LC34-DPT0691-048.0-20190307	VINYL CHLORIDE	75-01-4	1	U	UG/L
LC34-DPT0692-093.0-20190307	1,1,2-TRICHLOROTRIFLUOROETHANE	76-13-1	2	U	UG/L
LC34-DPT0692-093.0-20190307	1,1-DICHLOROETHENE	75-35-4	2	U	UG/L
LC34-DPT0692-093.0-20190307	CIS-1,2-DICHLOROETHENE	156-59-2	1400		UG/L
LC34-DPT0692-093.0-20190307	TRANS-1,2-DICHLOROETHENE	156-60-5	32		UG/L
LC34-DPT0692-093.0-20190307	TRICHLOROETHENE	79-01-6	58		UG/L
LC34-DPT0692-093.0-20190307	VINYL CHLORIDE	75-01-4	15		UG/L
LC34-DPT0693-073.0-20190307	1,1,2-TRICHLOROTRIFLUOROETHANE	76-13-1	10	U	UG/L

DPT Results - DNAPL Source Zone
Launch Complex 34, SWMU CC054

Sample_ID	Parameter	CAS	Lab Result	Qualifier	Units
LC34-DPT0693-073.0-20190307	1,1-DICHLOROETHENE	75-35-4	10	U	UG/L
LC34-DPT0693-073.0-20190307	CIS-1,2-DICHLOROETHENE	156-59-2	770		UG/L
LC34-DPT0693-073.0-20190307	TRANS-1,2-DICHLOROETHENE	156-60-5	110		UG/L
LC34-DPT0693-073.0-20190307	TRICHLOROETHENE	79-01-6	420		UG/L
LC34-DPT0693-073.0-20190307	VINYL CHLORIDE	75-01-4	10	U	UG/L
LC34-DPT0693-078.0-20190307	1,1,2-TRICHLOROTRIFLUOROETHANE	76-13-1	2	U	UG/L
LC34-DPT0693-078.0-20190307	1,1-DICHLOROETHENE	75-35-4	2	U	UG/L
LC34-DPT0693-078.0-20190307	CIS-1,2-DICHLOROETHENE	156-59-2	55		UG/L
LC34-DPT0693-078.0-20190307	TRANS-1,2-DICHLOROETHENE	156-60-5	2	U	UG/L
LC34-DPT0693-078.0-20190307	TRICHLOROETHENE	79-01-6	13		UG/L
LC34-DPT0693-078.0-20190307	VINYL CHLORIDE	75-01-4	2	U	UG/L
LC34-DPT0694-073.0-20190307	1,1,2-TRICHLOROTRIFLUOROETHANE	76-13-1	3	U	UG/L
LC34-DPT0694-073.0-20190307	1,1-DICHLOROETHENE	75-35-4	3	U	UG/L
LC34-DPT0694-073.0-20190307	CIS-1,2-DICHLOROETHENE	156-59-2	720		UG/L
LC34-DPT0694-073.0-20190307	TRANS-1,2-DICHLOROETHENE	156-60-5	5		UG/L
LC34-DPT0694-073.0-20190307	TRICHLOROETHENE	79-01-6	250		UG/L
LC34-DPT0694-073.0-20190307	VINYL CHLORIDE	75-01-4	3	U	UG/L
LC34-DPT0695-073.0-20190307	1,1,2-TRICHLOROTRIFLUOROETHANE	76-13-1	10	U	UG/L
LC34-DPT0695-073.0-20190307	1,1-DICHLOROETHENE	75-35-4	10	U	UG/L
LC34-DPT0695-073.0-20190307	CIS-1,2-DICHLOROETHENE	156-59-2	1500		UG/L
LC34-DPT0695-073.0-20190307	TRANS-1,2-DICHLOROETHENE	156-60-5	92		UG/L
LC34-DPT0695-073.0-20190307	TRICHLOROETHENE	79-01-6	800		UG/L
LC34-DPT0695-073.0-20190307	VINYL CHLORIDE	75-01-4	10	U	UG/L
LC34-DPT0696-073.0-20190307	1,1,2-TRICHLOROTRIFLUOROETHANE	76-13-1	3	U	UG/L
LC34-DPT0696-073.0-20190307	1,1-DICHLOROETHENE	75-35-4	5		UG/L
LC34-DPT0696-073.0-20190307	CIS-1,2-DICHLOROETHENE	156-59-2	1200		UG/L
LC34-DPT0696-073.0-20190307	TRANS-1,2-DICHLOROETHENE	156-60-5	31		UG/L
LC34-DPT0696-073.0-20190307	TRICHLOROETHENE	79-01-6	120		UG/L
LC34-DPT0696-073.0-20190307	VINYL CHLORIDE	75-01-4	3	U	UG/L

DPT Results - DNAPL Source Zone
Launch Complex 34, SWMU CC054

Sample_ID	Parameter	CAS	Lab Result	Qualifier	Units
LC34-DPT0697-078.0-20190307	1,1,2-TRICHLOROTRIFLUOROETHANE	76-13-1	1	U	UG/L
LC34-DPT0697-078.0-20190307	1,1-DICHLOROETHENE	75-35-4	1	U	UG/L
LC34-DPT0697-078.0-20190307	CIS-1,2-DICHLOROETHENE	156-59-2	97		UG/L
LC34-DPT0697-078.0-20190307	TRANS-1,2-DICHLOROETHENE	156-60-5	1	U	UG/L
LC34-DPT0697-078.0-20190307	TRICHLOROETHENE	79-01-6	7		UG/L
LC34-DPT0697-078.0-20190307	VINYL CHLORIDE	75-01-4	1		UG/L
LC34-DPT0698-033.0-20190308	1,1,2-TRICHLOROTRIFLUOROETHANE	76-13-1	20	U	UG/L
LC34-DPT0698-033.0-20190308	1,1-DICHLOROETHENE	75-35-4	20	U	UG/L
LC34-DPT0698-033.0-20190308	CIS-1,2-DICHLOROETHENE	156-59-2	13200	J	UG/L
LC34-DPT0698-033.0-20190308	TRANS-1,2-DICHLOROETHENE	156-60-5	1200		UG/L
LC34-DPT0698-033.0-20190308	TRICHLOROETHENE	79-01-6	20	U	UG/L
LC34-DPT0698-033.0-20190308	VINYL CHLORIDE	75-01-4	23700	J	UG/L
LC34-DPT0698-038.0-20190308	1,1,2-TRICHLOROTRIFLUOROETHANE	76-13-1	2	U	UG/L
LC34-DPT0698-038.0-20190308	1,1-DICHLOROETHENE	75-35-4	2	U	UG/L
LC34-DPT0698-038.0-20190308	CIS-1,2-DICHLOROETHENE	156-59-2	19		UG/L
LC34-DPT0698-038.0-20190308	TRANS-1,2-DICHLOROETHENE	156-60-5	2	U	UG/L
LC34-DPT0698-038.0-20190308	TRICHLOROETHENE	79-01-6	2	U	UG/L
LC34-DPT0698-038.0-20190308	VINYL CHLORIDE	75-01-4	8		UG/L
LC34-DPT0699-033.0-20190308	1,1,2-TRICHLOROTRIFLUOROETHANE	76-13-1	100	U	UG/L
LC34-DPT0699-033.0-20190308	1,1-DICHLOROETHENE	75-35-4	120		UG/L
LC34-DPT0699-033.0-20190308	CIS-1,2-DICHLOROETHENE	156-59-2	68900		UG/L
LC34-DPT0699-033.0-20190308	TRANS-1,2-DICHLOROETHENE	156-60-5	3200		UG/L
LC34-DPT0699-033.0-20190308	TRICHLOROETHENE	79-01-6	100	U	UG/L
LC34-DPT0699-033.0-20190308	VINYL CHLORIDE	75-01-4	17200		UG/L
LC34-DPT0699-038.0-20190308	1,1,2-TRICHLOROTRIFLUOROETHANE	76-13-1	290	U	UG/L
LC34-DPT0699-038.0-20190308	1,1-DICHLOROETHENE	75-35-4	290	U	UG/L
LC34-DPT0699-038.0-20190308	CIS-1,2-DICHLOROETHENE	156-59-2	5400		UG/L
LC34-DPT0699-038.0-20190308	TRANS-1,2-DICHLOROETHENE	156-60-5	450		UG/L
LC34-DPT0699-038.0-20190308	TRICHLOROETHENE	79-01-6	290	U	UG/L

DPT Results - DNAPL Source Zone
Launch Complex 34, SWMU CC054

Sample_ID	Parameter	CAS	Lab Result	Qualifier	Units
LC34-DPT0699-038.0-20190308	VINYL CHLORIDE	75-01-4	20600		UG/L
LC34-DPT0700-073.0-20190308	1,1,2-TRICHLOROTRIFLUOROETHANE	76-13-1	1	U	UG/L
LC34-DPT0700-073.0-20190308	1,1-DICHLOROETHENE	75-35-4	1	U	UG/L
LC34-DPT0700-073.0-20190308	CIS-1,2-DICHLOROETHENE	156-59-2	1	U	UG/L
LC34-DPT0700-073.0-20190308	TRANS-1,2-DICHLOROETHENE	156-60-5	1	U	UG/L
LC34-DPT0700-073.0-20190308	TRICHLOROETHENE	79-01-6	1	U	UG/L
LC34-DPT0700-073.0-20190308	VINYL CHLORIDE	75-01-4	1	U	UG/L
LC34-DPT0700-078.0-20190308	1,1,2-TRICHLOROTRIFLUOROETHANE	76-13-1	1	U	UG/L
LC34-DPT0700-078.0-20190308	1,1-DICHLOROETHENE	75-35-4	1	U	UG/L
LC34-DPT0700-078.0-20190308	CIS-1,2-DICHLOROETHENE	156-59-2	5		UG/L
LC34-DPT0700-078.0-20190308	TRANS-1,2-DICHLOROETHENE	156-60-5	1	U	UG/L
LC34-DPT0700-078.0-20190308	TRICHLOROETHENE	79-01-6	1	U	UG/L
LC34-DPT0700-078.0-20190308	VINYL CHLORIDE	75-01-4	1	U	UG/L
LC34-DPT0701-063.0-20190325	1,1,2-TRICHLOROTRIFLUOROETHANE	76-13-1	1	U	UG/L
LC34-DPT0701-063.0-20190325	1,1-DICHLOROETHENE	75-35-4	1	U	UG/L
LC34-DPT0701-063.0-20190325	CIS-1,2-DICHLOROETHENE	156-59-2	1	U	UG/L
LC34-DPT0701-063.0-20190325	TRANS-1,2-DICHLOROETHENE	156-60-5	1	U	UG/L
LC34-DPT0701-063.0-20190325	TRICHLOROETHENE	79-01-6	1	U	UG/L
LC34-DPT0701-063.0-20190325	VINYL CHLORIDE	75-01-4	1	U	UG/L
LC34-DPT0701-068.0-20190325	1,1,2-TRICHLOROTRIFLUOROETHANE	76-13-1	1	U	UG/L
LC34-DPT0701-068.0-20190325	1,1-DICHLOROETHENE	75-35-4	1	U	UG/L
LC34-DPT0701-068.0-20190325	CIS-1,2-DICHLOROETHENE	156-59-2	1	U	UG/L
LC34-DPT0701-068.0-20190325	TRANS-1,2-DICHLOROETHENE	156-60-5	1	U	UG/L
LC34-DPT0701-068.0-20190325	TRICHLOROETHENE	79-01-6	1	U	UG/L
LC34-DPT0701-068.0-20190325	VINYL CHLORIDE	75-01-4	1	U	UG/L
LC34-DPT0701-073.0-20190325	1,1,2-TRICHLOROTRIFLUOROETHANE	76-13-1	1	U	UG/L
LC34-DPT0701-073.0-20190325	1,1-DICHLOROETHENE	75-35-4	1	U	UG/L
LC34-DPT0701-073.0-20190325	CIS-1,2-DICHLOROETHENE	156-59-2	1	U	UG/L
LC34-DPT0701-073.0-20190325	TRANS-1,2-DICHLOROETHENE	156-60-5	1	U	UG/L

DPT Results - DNAPL Source Zone
Launch Complex 34, SWMU CC054

Sample_ID	Parameter	CAS	Lab Result	Qualifier	Units
LC34-DPT0701-073.0-20190325	TRICHLOROETHENE	79-01-6	1	U	UG/L
LC34-DPT0701-073.0-20190325	VINYL CHLORIDE	75-01-4	1	U	UG/L
LC34-DPT0701-078.0-20190325	1,1,2-TRICHLOROTRIFLUOROETHANE	76-13-1	1	U	UG/L
LC34-DPT0701-078.0-20190325	1,1-DICHLOROETHENE	75-35-4	1	U	UG/L
LC34-DPT0701-078.0-20190325	CIS-1,2-DICHLOROETHENE	156-59-2	2		UG/L
LC34-DPT0701-078.0-20190325	TRANS-1,2-DICHLOROETHENE	156-60-5	1	U	UG/L
LC34-DPT0701-078.0-20190325	TRICHLOROETHENE	79-01-6	1	U	UG/L
LC34-DPT0701-078.0-20190325	VINYL CHLORIDE	75-01-4	1	U	UG/L
LC34-DPT0701-098.0-20190325	1,1,2-TRICHLOROTRIFLUOROETHANE	76-13-1	1	U	UG/L
LC34-DPT0701-098.0-20190325	1,1-DICHLOROETHENE	75-35-4	1	U	UG/L
LC34-DPT0701-098.0-20190325	CIS-1,2-DICHLOROETHENE	156-59-2	1	U	UG/L
LC34-DPT0701-098.0-20190325	TRANS-1,2-DICHLOROETHENE	156-60-5	1	U	UG/L
LC34-DPT0701-098.0-20190325	TRICHLOROETHENE	79-01-6	1	U	UG/L
LC34-DPT0701-098.0-20190325	VINYL CHLORIDE	75-01-4	6		UG/L
LC34-DPT0702-063.0-20190325	1,1,2-TRICHLOROTRIFLUOROETHANE	76-13-1	1	U	UG/L
LC34-DPT0702-063.0-20190325	1,1-DICHLOROETHENE	75-35-4	1	U	UG/L
LC34-DPT0702-063.0-20190325	CIS-1,2-DICHLOROETHENE	156-59-2	1	U	UG/L
LC34-DPT0702-063.0-20190325	TRANS-1,2-DICHLOROETHENE	156-60-5	1	U	UG/L
LC34-DPT0702-063.0-20190325	TRICHLOROETHENE	79-01-6	1	U	UG/L
LC34-DPT0702-063.0-20190325	VINYL CHLORIDE	75-01-4	1	U	UG/L
LC34-DPT0702-068.0-20190325	1,1,2-TRICHLOROTRIFLUOROETHANE	76-13-1	1	U	UG/L
LC34-DPT0702-068.0-20190325	1,1-DICHLOROETHENE	75-35-4	1	U	UG/L
LC34-DPT0702-068.0-20190325	CIS-1,2-DICHLOROETHENE	156-59-2	1	U	UG/L
LC34-DPT0702-068.0-20190325	TRANS-1,2-DICHLOROETHENE	156-60-5	1	U	UG/L
LC34-DPT0702-068.0-20190325	TRICHLOROETHENE	79-01-6	1	U	UG/L
LC34-DPT0702-068.0-20190325	VINYL CHLORIDE	75-01-4	1		UG/L
LC34-DPT0702-073.0-20190325	1,1,2-TRICHLOROTRIFLUOROETHANE	76-13-1	1	U	UG/L
LC34-DPT0702-073.0-20190325	1,1-DICHLOROETHENE	75-35-4	1	U	UG/L
LC34-DPT0702-073.0-20190325	CIS-1,2-DICHLOROETHENE	156-59-2	1	U	UG/L

DPT Results - DNAPL Source Zone
Launch Complex 34, SWMU CC054

Sample_ID	Parameter	CAS	Lab Result	Qualifier	Units
LC34-DPT0702-073.0-20190325	TRANS-1,2-DICHLOROETHENE	156-60-5	1	U	UG/L
LC34-DPT0702-073.0-20190325	TRICHLOROETHENE	79-01-6	1	U	UG/L
LC34-DPT0702-073.0-20190325	VINYL CHLORIDE	75-01-4	1	U	UG/L
LC34-DPT0702-078.0-20190325	1,1,2-TRICHLOROTRIFLUOROETHANE	76-13-1	1	U	UG/L
LC34-DPT0702-078.0-20190325	1,1-DICHLOROETHENE	75-35-4	1	U	UG/L
LC34-DPT0702-078.0-20190325	CIS-1,2-DICHLOROETHENE	156-59-2	1	U	UG/L
LC34-DPT0702-078.0-20190325	TRANS-1,2-DICHLOROETHENE	156-60-5	1	U	UG/L
LC34-DPT0702-078.0-20190325	TRICHLOROETHENE	79-01-6	1	U	UG/L
LC34-DPT0702-078.0-20190325	VINYL CHLORIDE	75-01-4	1	U	UG/L
LC34-DPT0702-098.0-20190325	1,1,2-TRICHLOROTRIFLUOROETHANE	76-13-1	1	U	UG/L
LC34-DPT0702-098.0-20190325	1,1-DICHLOROETHENE	75-35-4	1	U	UG/L
LC34-DPT0702-098.0-20190325	CIS-1,2-DICHLOROETHENE	156-59-2	1	U	UG/L
LC34-DPT0702-098.0-20190325	TRANS-1,2-DICHLOROETHENE	156-60-5	1	U	UG/L
LC34-DPT0702-098.0-20190325	TRICHLOROETHENE	79-01-6	1	U	UG/L
LC34-DPT0702-098.0-20190325	VINYL CHLORIDE	75-01-4	1	U	UG/L
LC34-DPT0703-063.0-20190326	1,1,2-TRICHLOROTRIFLUOROETHANE	76-13-1	1	U	UG/L
LC34-DPT0703-063.0-20190326	1,1-DICHLOROETHENE	75-35-4	1	U	UG/L
LC34-DPT0703-063.0-20190326	CIS-1,2-DICHLOROETHENE	156-59-2	1	U	UG/L
LC34-DPT0703-063.0-20190326	TRANS-1,2-DICHLOROETHENE	156-60-5	1	U	UG/L
LC34-DPT0703-063.0-20190326	TRICHLOROETHENE	79-01-6	1	U	UG/L
LC34-DPT0703-063.0-20190326	VINYL CHLORIDE	75-01-4	1	U	UG/L
LC34-DPT0703-068.0-20190326	1,1,2-TRICHLOROTRIFLUOROETHANE	76-13-1	1	U	UG/L
LC34-DPT0703-068.0-20190326	1,1-DICHLOROETHENE	75-35-4	1	U	UG/L
LC34-DPT0703-068.0-20190326	CIS-1,2-DICHLOROETHENE	156-59-2	1	U	UG/L
LC34-DPT0703-068.0-20190326	TRANS-1,2-DICHLOROETHENE	156-60-5	1	U	UG/L
LC34-DPT0703-068.0-20190326	TRICHLOROETHENE	79-01-6	1	U	UG/L
LC34-DPT0703-068.0-20190326	VINYL CHLORIDE	75-01-4	1	U	UG/L
LC34-DPT0703-073.0-20190326	1,1,2-TRICHLOROTRIFLUOROETHANE	76-13-1	1	U	UG/L
LC34-DPT0703-073.0-20190326	1,1-DICHLOROETHENE	75-35-4	1	U	UG/L

DPT Results - DNAPL Source Zone
Launch Complex 34, SWMU CC054

Sample_ID	Parameter	CAS	Lab Result	Qualifier	Units
LC34-DPT0703-073.0-20190326	CIS-1,2-DICHLOROETHENE	156-59-2	1	U	UG/L
LC34-DPT0703-073.0-20190326	TRANS-1,2-DICHLOROETHENE	156-60-5	1	U	UG/L
LC34-DPT0703-073.0-20190326	TRICHLOROETHENE	79-01-6	1	U	UG/L
LC34-DPT0703-073.0-20190326	VINYL CHLORIDE	75-01-4	1	U	UG/L
LC34-DPT0703-078.0-20190326	1,1,2-TRICHLOROTRIFLUOROETHANE	76-13-1	1	U	UG/L
LC34-DPT0703-078.0-20190326	1,1-DICHLOROETHENE	75-35-4	1	U	UG/L
LC34-DPT0703-078.0-20190326	CIS-1,2-DICHLOROETHENE	156-59-2	1	U	UG/L
LC34-DPT0703-078.0-20190326	TRANS-1,2-DICHLOROETHENE	156-60-5	1	U	UG/L
LC34-DPT0703-078.0-20190326	TRICHLOROETHENE	79-01-6	1	U	UG/L
LC34-DPT0703-078.0-20190326	VINYL CHLORIDE	75-01-4	1	U	UG/L
LC34-DPT0703-098.0-20190326	1,1,2-TRICHLOROTRIFLUOROETHANE	76-13-1	1	U	UG/L
LC34-DPT0703-098.0-20190326	1,1-DICHLOROETHENE	75-35-4	1	U	UG/L
LC34-DPT0703-098.0-20190326	CIS-1,2-DICHLOROETHENE	156-59-2	9		UG/L
LC34-DPT0703-098.0-20190326	TRANS-1,2-DICHLOROETHENE	156-60-5	1	U	UG/L
LC34-DPT0703-098.0-20190326	TRICHLOROETHENE	79-01-6	1	U	UG/L
LC34-DPT0703-098.0-20190326	VINYL CHLORIDE	75-01-4	6		UG/L
LC34-DPT0704-068.0-20190326	1,1,2-TRICHLOROTRIFLUOROETHANE	76-13-1	1	U	UG/L
LC34-DPT0704-068.0-20190326	1,1-DICHLOROETHENE	75-35-4	1	U	UG/L
LC34-DPT0704-068.0-20190326	CIS-1,2-DICHLOROETHENE	156-59-2	1	U	UG/L
LC34-DPT0704-068.0-20190326	TRANS-1,2-DICHLOROETHENE	156-60-5	1	U	UG/L
LC34-DPT0704-068.0-20190326	TRICHLOROETHENE	79-01-6	1	U	UG/L
LC34-DPT0704-068.0-20190326	VINYL CHLORIDE	75-01-4	1	U	UG/L
LC34-DPT0704-073.0-20190326	1,1,2-TRICHLOROTRIFLUOROETHANE	76-13-1	1	U	UG/L
LC34-DPT0704-073.0-20190326	1,1-DICHLOROETHENE	75-35-4	1	U	UG/L
LC34-DPT0704-073.0-20190326	CIS-1,2-DICHLOROETHENE	156-59-2	250		UG/L
LC34-DPT0704-073.0-20190326	TRANS-1,2-DICHLOROETHENE	156-60-5	9		UG/L
LC34-DPT0704-073.0-20190326	TRICHLOROETHENE	79-01-6	1		UG/L
LC34-DPT0704-073.0-20190326	VINYL CHLORIDE	75-01-4	1		UG/L
LC34-DPT0704-078.0-20190326	1,1,2-TRICHLOROTRIFLUOROETHANE	76-13-1	1	U	UG/L

DPT Results - DNAPL Source Zone
Launch Complex 34, SWMU CC054

Sample_ID	Parameter	CAS	Lab Result	Qualifier	Units
LC34-DPT0704-078.0-20190326	1,1-DICHLOROETHENE	75-35-4	1	U	UG/L
LC34-DPT0704-078.0-20190326	CIS-1,2-DICHLOROETHENE	156-59-2	5		UG/L
LC34-DPT0704-078.0-20190326	TRANS-1,2-DICHLOROETHENE	156-60-5	1	U	UG/L
LC34-DPT0704-078.0-20190326	TRICHLOROETHENE	79-01-6	1	U	UG/L
LC34-DPT0704-078.0-20190326	VINYL CHLORIDE	75-01-4	1	U	UG/L
LC34-DPT0705-068.0-20190326	1,1,2-TRICHLOROTRIFLUOROETHANE	76-13-1	1	U	UG/L
LC34-DPT0705-068.0-20190326	1,1-DICHLOROETHENE	75-35-4	1	U	UG/L
LC34-DPT0705-068.0-20190326	CIS-1,2-DICHLOROETHENE	156-59-2	1	U	UG/L
LC34-DPT0705-068.0-20190326	TRANS-1,2-DICHLOROETHENE	156-60-5	1	U	UG/L
LC34-DPT0705-068.0-20190326	TRICHLOROETHENE	79-01-6	1	U	UG/L
LC34-DPT0705-068.0-20190326	VINYL CHLORIDE	75-01-4	1	U	UG/L
LC34-DPT0705-073.0-20190326	1,1,2-TRICHLOROTRIFLUOROETHANE	76-13-1	1	U	UG/L
LC34-DPT0705-073.0-20190326	1,1-DICHLOROETHENE	75-35-4	1	U	UG/L
LC34-DPT0705-073.0-20190326	CIS-1,2-DICHLOROETHENE	156-59-2	130		UG/L
LC34-DPT0705-073.0-20190326	TRANS-1,2-DICHLOROETHENE	156-60-5	12		UG/L
LC34-DPT0705-073.0-20190326	TRICHLOROETHENE	79-01-6	130		UG/L
LC34-DPT0705-073.0-20190326	VINYL CHLORIDE	75-01-4	1	U	UG/L
LC34-DPT0705-078.0-20190326	1,1,2-TRICHLOROTRIFLUOROETHANE	76-13-1	1	U	UG/L
LC34-DPT0705-078.0-20190326	1,1-DICHLOROETHENE	75-35-4	1	U	UG/L
LC34-DPT0705-078.0-20190326	CIS-1,2-DICHLOROETHENE	156-59-2	7		UG/L
LC34-DPT0705-078.0-20190326	TRANS-1,2-DICHLOROETHENE	156-60-5	1	U	UG/L
LC34-DPT0705-078.0-20190326	TRICHLOROETHENE	79-01-6	2		UG/L
LC34-DPT0705-078.0-20190326	VINYL CHLORIDE	75-01-4	1	U	UG/L
LC34-DPT0706-068.0-20190327	1,1,2-TRICHLOROTRIFLUOROETHANE	76-13-1	1	U	UG/L
LC34-DPT0706-068.0-20190327	1,1-DICHLOROETHENE	75-35-4	1	U	UG/L
LC34-DPT0706-068.0-20190327	CIS-1,2-DICHLOROETHENE	156-59-2	1		UG/L
LC34-DPT0706-068.0-20190327	TRANS-1,2-DICHLOROETHENE	156-60-5	1	U	UG/L
LC34-DPT0706-068.0-20190327	TRICHLOROETHENE	79-01-6	1	U	UG/L
LC34-DPT0706-068.0-20190327	VINYL CHLORIDE	75-01-4	1	U	UG/L

DPT Results - DNAPL Source Zone
Launch Complex 34, SWMU CC054

Sample_ID	Parameter	CAS	Lab Result	Qualifier	Units
LC34-DPT0706-073.0-20190327	1,1,2-TRICHLOROTRIFLUOROETHANE	76-13-1	1	U	UG/L
LC34-DPT0706-073.0-20190327	1,1-DICHLOROETHENE	75-35-4	1	U	UG/L
LC34-DPT0706-073.0-20190327	CIS-1,2-DICHLOROETHENE	156-59-2	88		UG/L
LC34-DPT0706-073.0-20190327	TRANS-1,2-DICHLOROETHENE	156-60-5	4		UG/L
LC34-DPT0706-073.0-20190327	TRICHLOROETHENE	79-01-6	4		UG/L
LC34-DPT0706-073.0-20190327	VINYL CHLORIDE	75-01-4	1	U	UG/L
LC34-DPT0706-078.0-20190327	1,1,2-TRICHLOROTRIFLUOROETHANE	76-13-1	1	U	UG/L
LC34-DPT0706-078.0-20190327	1,1-DICHLOROETHENE	75-35-4	1	U	UG/L
LC34-DPT0706-078.0-20190327	CIS-1,2-DICHLOROETHENE	156-59-2	120		UG/L
LC34-DPT0706-078.0-20190327	TRANS-1,2-DICHLOROETHENE	156-60-5	1	U	UG/L
LC34-DPT0706-078.0-20190327	TRICHLOROETHENE	79-01-6	21		UG/L
LC34-DPT0706-078.0-20190327	VINYL CHLORIDE	75-01-4	1	U	UG/L
LC34-DPT0707-033.0-20190327	1,1,2-TRICHLOROTRIFLUOROETHANE	76-13-1	290	U	UG/L
LC34-DPT0707-033.0-20190327	1,1-DICHLOROETHENE	75-35-4	1000		UG/L
LC34-DPT0707-033.0-20190327	CIS-1,2-DICHLOROETHENE	156-59-2	76500		UG/L
LC34-DPT0707-033.0-20190327	TRANS-1,2-DICHLOROETHENE	156-60-5	4000		UG/L
LC34-DPT0707-033.0-20190327	TRICHLOROETHENE	79-01-6	54400		UG/L
LC34-DPT0707-033.0-20190327	VINYL CHLORIDE	75-01-4	5200		UG/L
LC34-DPT0707-038.0-20190327	1,1,2-TRICHLOROTRIFLUOROETHANE	76-13-1	290	U	UG/L
LC34-DPT0707-038.0-20190327	1,1-DICHLOROETHENE	75-35-4	800		UG/L
LC34-DPT0707-038.0-20190327	CIS-1,2-DICHLOROETHENE	156-59-2	285000	J	UG/L
LC34-DPT0707-038.0-20190327	TRANS-1,2-DICHLOROETHENE	156-60-5	2400		UG/L
LC34-DPT0707-038.0-20190327	TRICHLOROETHENE	79-01-6	73300		UG/L
LC34-DPT0707-038.0-20190327	VINYL CHLORIDE	75-01-4	17900		UG/L
LC34-DPT0707-043.0-20190327	1,1,2-TRICHLOROTRIFLUOROETHANE	76-13-1	290	U	UG/L
LC34-DPT0707-043.0-20190327	1,1-DICHLOROETHENE	75-35-4	290	U	UG/L
LC34-DPT0707-043.0-20190327	CIS-1,2-DICHLOROETHENE	156-59-2	3400		UG/L
LC34-DPT0707-043.0-20190327	TRANS-1,2-DICHLOROETHENE	156-60-5	290	U	UG/L
LC34-DPT0707-043.0-20190327	TRICHLOROETHENE	79-01-6	310		UG/L

DPT Results - DNAPL Source Zone
Launch Complex 34, SWMU CC054

Sample_ID	Parameter	CAS	Lab Result	Qualifier	Units
LC34-DPT0707-043.0-20190327	VINYL CHLORIDE	75-01-4	2600		UG/L
LC34-DPT0707-048.0-20190327	1,1,2-TRICHLOROTRIFLUOROETHANE	76-13-1	1	U	UG/L
LC34-DPT0707-048.0-20190327	1,1-DICHLOROETHENE	75-35-4	1	U	UG/L
LC34-DPT0707-048.0-20190327	CIS-1,2-DICHLOROETHENE	156-59-2	8		UG/L
LC34-DPT0707-048.0-20190327	TRANS-1,2-DICHLOROETHENE	156-60-5	1	U	UG/L
LC34-DPT0707-048.0-20190327	TRICHLOROETHENE	79-01-6	3		UG/L
LC34-DPT0707-048.0-20190327	VINYL CHLORIDE	75-01-4	2		UG/L
LC34-DPT0707-078.0-20190327	1,1,2-TRICHLOROTRIFLUOROETHANE	76-13-1	50	U	UG/L
LC34-DPT0707-078.0-20190327	1,1-DICHLOROETHENE	75-35-4	50	U	UG/L
LC34-DPT0707-078.0-20190327	CIS-1,2-DICHLOROETHENE	156-59-2	3800		UG/L
LC34-DPT0707-078.0-20190327	TRANS-1,2-DICHLOROETHENE	156-60-5	120		UG/L
LC34-DPT0707-078.0-20190327	TRICHLOROETHENE	79-01-6	3400		UG/L
LC34-DPT0707-078.0-20190327	VINYL CHLORIDE	75-01-4	50	U	UG/L
LC34-DPT0708-033.0-20190328	1,1,2-TRICHLOROTRIFLUOROETHANE	76-13-1	290	U	UG/L
LC34-DPT0708-033.0-20190328	1,1-DICHLOROETHENE	75-35-4	290	U	UG/L
LC34-DPT0708-033.0-20190328	CIS-1,2-DICHLOROETHENE	156-59-2	48800		UG/L
LC34-DPT0708-033.0-20190328	TRANS-1,2-DICHLOROETHENE	156-60-5	1200		UG/L
LC34-DPT0708-033.0-20190328	TRICHLOROETHENE	79-01-6	290	U	UG/L
LC34-DPT0708-033.0-20190328	VINYL CHLORIDE	75-01-4	24600		UG/L
LC34-DPT0708-038.0-20190328	1,1,2-TRICHLOROTRIFLUOROETHANE	76-13-1	290	U	UG/L
LC34-DPT0708-038.0-20190328	1,1-DICHLOROETHENE	75-35-4	290	U	UG/L
LC34-DPT0708-038.0-20190328	CIS-1,2-DICHLOROETHENE	156-59-2	41000		UG/L
LC34-DPT0708-038.0-20190328	TRANS-1,2-DICHLOROETHENE	156-60-5	680		UG/L
LC34-DPT0708-038.0-20190328	TRICHLOROETHENE	79-01-6	290	U	UG/L
LC34-DPT0708-038.0-20190328	VINYL CHLORIDE	75-01-4	29700		UG/L
LC34-DPT0708-043.0-20190328	1,1,2-TRICHLOROTRIFLUOROETHANE	76-13-1	290	U	UG/L
LC34-DPT0708-043.0-20190328	1,1-DICHLOROETHENE	75-35-4	290	U	UG/L
LC34-DPT0708-043.0-20190328	CIS-1,2-DICHLOROETHENE	156-59-2	22300		UG/L
LC34-DPT0708-043.0-20190328	TRANS-1,2-DICHLOROETHENE	156-60-5	310		UG/L

DPT Results - DNAPL Source Zone
Launch Complex 34, SWMU CC054

Sample_ID	Parameter	CAS	Lab Result	Qualifier	Units
LC34-DPT0708-043.0-20190328	TRICHLOROETHENE	79-01-6	290	U	UG/L
LC34-DPT0708-043.0-20190328	VINYL CHLORIDE	75-01-4	20800		UG/L
LC34-DPT0708-048.0-20190328	1,1,2-TRICHLOROTRIFLUOROETHANE	76-13-1	1	U	UG/L
LC34-DPT0708-048.0-20190328	1,1-DICHLOROETHENE	75-35-4	1	U	UG/L
LC34-DPT0708-048.0-20190328	CIS-1,2-DICHLOROETHENE	156-59-2	5		UG/L
LC34-DPT0708-048.0-20190328	TRANS-1,2-DICHLOROETHENE	156-60-5	1	U	UG/L
LC34-DPT0708-048.0-20190328	TRICHLOROETHENE	79-01-6	1	U	UG/L
LC34-DPT0708-048.0-20190328	VINYL CHLORIDE	75-01-4	26		UG/L
LC34-DPT0708-078.0-20190328	1,1,2-TRICHLOROTRIFLUOROETHANE	76-13-1	40	U	UG/L
LC34-DPT0708-078.0-20190328	1,1-DICHLOROETHENE	75-35-4	40	U	UG/L
LC34-DPT0708-078.0-20190328	CIS-1,2-DICHLOROETHENE	156-59-2	4500		UG/L
LC34-DPT0708-078.0-20190328	TRANS-1,2-DICHLOROETHENE	156-60-5	180		UG/L
LC34-DPT0708-078.0-20190328	TRICHLOROETHENE	79-01-6	3900		UG/L
LC34-DPT0708-078.0-20190328	VINYL CHLORIDE	75-01-4	40	U	UG/L
LC34-DPT0709-023.0-20190328	1,1,2-TRICHLOROTRIFLUOROETHANE	76-13-1	2	U	UG/L
LC34-DPT0709-023.0-20190328	1,1-DICHLOROETHENE	75-35-4	2	U	UG/L
LC34-DPT0709-023.0-20190328	CIS-1,2-DICHLOROETHENE	156-59-2	97		UG/L
LC34-DPT0709-023.0-20190328	TRANS-1,2-DICHLOROETHENE	156-60-5	2	U	UG/L
LC34-DPT0709-023.0-20190328	TRICHLOROETHENE	79-01-6	2		UG/L
LC34-DPT0709-023.0-20190328	VINYL CHLORIDE	75-01-4	95		UG/L
LC34-DPT0709-028.0-20190328	1,1,2-TRICHLOROTRIFLUOROETHANE	76-13-1	2	U	UG/L
LC34-DPT0709-028.0-20190328	1,1-DICHLOROETHENE	75-35-4	2	U	UG/L
LC34-DPT0709-028.0-20190328	CIS-1,2-DICHLOROETHENE	156-59-2	65		UG/L
LC34-DPT0709-028.0-20190328	TRANS-1,2-DICHLOROETHENE	156-60-5	2	U	UG/L
LC34-DPT0709-028.0-20190328	TRICHLOROETHENE	79-01-6	2	U	UG/L
LC34-DPT0709-028.0-20190328	VINYL CHLORIDE	75-01-4	84		UG/L
LC34-DPT0709-033.0-20190328	1,1,2-TRICHLOROTRIFLUOROETHANE	76-13-1	1	U	UG/L
LC34-DPT0709-033.0-20190328	1,1-DICHLOROETHENE	75-35-4	2		UG/L
LC34-DPT0709-033.0-20190328	CIS-1,2-DICHLOROETHENE	156-59-2	12		UG/L

DPT Results - DNAPL Source Zone
Launch Complex 34, SWMU CC054

Sample_ID	Parameter	CAS	Lab Result	Qualifier	Units
LC34-DPT0709-033.0-20190328	TRANS-1,2-DICHLOROETHENE	156-60-5	1	U	UG/L
LC34-DPT0709-033.0-20190328	TRICHLOROETHENE	79-01-6	1		UG/L
LC34-DPT0709-033.0-20190328	VINYL CHLORIDE	75-01-4	28		UG/L
LC34-DPT0709-038.0-20190328	1,1,2-TRICHLOROTRIFLUOROETHANE	76-13-1	100	U	UG/L
LC34-DPT0709-038.0-20190328	1,1-DICHLOROETHENE	75-35-4	240		UG/L
LC34-DPT0709-038.0-20190328	CIS-1,2-DICHLOROETHENE	156-59-2	43700		UG/L
LC34-DPT0709-038.0-20190328	TRANS-1,2-DICHLOROETHENE	156-60-5	1900		UG/L
LC34-DPT0709-038.0-20190328	TRICHLOROETHENE	79-01-6	10300		UG/L
LC34-DPT0709-038.0-20190328	VINYL CHLORIDE	75-01-4	9400		UG/L
LC34-DPT0709-043.0-20190328	1,1,2-TRICHLOROTRIFLUOROETHANE	76-13-1	290	U	UG/L
LC34-DPT0709-043.0-20190328	1,1-DICHLOROETHENE	75-35-4	290	U	UG/L
LC34-DPT0709-043.0-20190328	CIS-1,2-DICHLOROETHENE	156-59-2	270000	J	UG/L
LC34-DPT0709-043.0-20190328	TRANS-1,2-DICHLOROETHENE	156-60-5	2000		UG/L
LC34-DPT0709-043.0-20190328	TRICHLOROETHENE	79-01-6	166000	J	UG/L
LC34-DPT0709-043.0-20190328	VINYL CHLORIDE	75-01-4	12200		UG/L
LC34-DPT0709-048.0-20190328	1,1,2-TRICHLOROTRIFLUOROETHANE	76-13-1	290	U	UG/L
LC34-DPT0709-048.0-20190328	1,1-DICHLOROETHENE	75-35-4	290	U	UG/L
LC34-DPT0709-048.0-20190328	CIS-1,2-DICHLOROETHENE	156-59-2	33400		UG/L
LC34-DPT0709-048.0-20190328	TRANS-1,2-DICHLOROETHENE	156-60-5	290	U	UG/L
LC34-DPT0709-048.0-20190328	TRICHLOROETHENE	79-01-6	10600		UG/L
LC34-DPT0709-048.0-20190328	VINYL CHLORIDE	75-01-4	1700		UG/L
LC34-DPT0709-053.0-20190328	1,1,2-TRICHLOROTRIFLUOROETHANE	76-13-1	100	U	UG/L
LC34-DPT0709-053.0-20190328	1,1-DICHLOROETHENE	75-35-4	100	U	UG/L
LC34-DPT0709-053.0-20190328	CIS-1,2-DICHLOROETHENE	156-59-2	27800		UG/L
LC34-DPT0709-053.0-20190328	TRANS-1,2-DICHLOROETHENE	156-60-5	160		UG/L
LC34-DPT0709-053.0-20190328	TRICHLOROETHENE	79-01-6	26600		UG/L
LC34-DPT0709-053.0-20190328	VINYL CHLORIDE	75-01-4	100	U	UG/L
LC34-DPT0709-058.0-20190329	1,1,2-TRICHLOROTRIFLUOROETHANE	76-13-1	40	U	UG/L
LC34-DPT0709-058.0-20190329	1,1-DICHLOROETHENE	75-35-4	61		UG/L

DPT Results - DNAPL Source Zone
Launch Complex 34, SWMU CC054

Sample_ID	Parameter	CAS	Lab Result	Qualifier	Units
LC34-DPT0709-058.0-20190329	CIS-1,2-DICHLOROETHENE	156-59-2	23500		UG/L
LC34-DPT0709-058.0-20190329	TRANS-1,2-DICHLOROETHENE	156-60-5	130		UG/L
LC34-DPT0709-058.0-20190329	TRICHLOROETHENE	79-01-6	13700		UG/L
LC34-DPT0709-058.0-20190329	VINYL CHLORIDE	75-01-4	40	U	UG/L
LC34-DPT0709-078.0-20190329	1,1,2-TRICHLOROTRIFLUOROETHANE	76-13-1	2	U	UG/L
LC34-DPT0709-078.0-20190329	1,1-DICHLOROETHENE	75-35-4	3		UG/L
LC34-DPT0709-078.0-20190329	CIS-1,2-DICHLOROETHENE	156-59-2	1100		UG/L
LC34-DPT0709-078.0-20190329	TRANS-1,2-DICHLOROETHENE	156-60-5	36		UG/L
LC34-DPT0709-078.0-20190329	TRICHLOROETHENE	79-01-6	370		UG/L
LC34-DPT0709-078.0-20190329	VINYL CHLORIDE	75-01-4	2	U	UG/L
LC34-DPT0710-008.0-20190329	1,1,2-TRICHLOROTRIFLUOROETHANE	76-13-1	1	U	UG/L
LC34-DPT0710-008.0-20190329	1,1-DICHLOROETHENE	75-35-4	1	U	UG/L
LC34-DPT0710-008.0-20190329	CIS-1,2-DICHLOROETHENE	156-59-2	300		UG/L
LC34-DPT0710-008.0-20190329	TRANS-1,2-DICHLOROETHENE	156-60-5	6		UG/L
LC34-DPT0710-008.0-20190329	TRICHLOROETHENE	79-01-6	2		UG/L
LC34-DPT0710-008.0-20190329	VINYL CHLORIDE	75-01-4	44		UG/L
LC34-DPT0710-013.0-20190329	1,1,2-TRICHLOROTRIFLUOROETHANE	76-13-1	2	U	UG/L
LC34-DPT0710-013.0-20190329	1,1-DICHLOROETHENE	75-35-4	2	U	UG/L
LC34-DPT0710-013.0-20190329	CIS-1,2-DICHLOROETHENE	156-59-2	530		UG/L
LC34-DPT0710-013.0-20190329	TRANS-1,2-DICHLOROETHENE	156-60-5	12		UG/L
LC34-DPT0710-013.0-20190329	TRICHLOROETHENE	79-01-6	2		UG/L
LC34-DPT0710-013.0-20190329	VINYL CHLORIDE	75-01-4	180		UG/L
LC34-DPT0710-018.0-20190329	1,1,2-TRICHLOROTRIFLUOROETHANE	76-13-1	10	U	UG/L
LC34-DPT0710-018.0-20190329	1,1-DICHLOROETHENE	75-35-4	10	U	UG/L
LC34-DPT0710-018.0-20190329	CIS-1,2-DICHLOROETHENE	156-59-2	490		UG/L
LC34-DPT0710-018.0-20190329	TRANS-1,2-DICHLOROETHENE	156-60-5	10	U	UG/L
LC34-DPT0710-018.0-20190329	TRICHLOROETHENE	79-01-6	10	U	UG/L
LC34-DPT0710-018.0-20190329	VINYL CHLORIDE	75-01-4	650		UG/L
LC34-DPT0710-025.0-20190329	1,1,2-TRICHLOROTRIFLUOROETHANE	76-13-1	20	U	UG/L

DPT Results - DNAPL Source Zone
Launch Complex 34, SWMU CC054

Sample_ID	Parameter	CAS	Lab Result	Qualifier	Units
LC34-DPT0710-025.0-20190329	1,1-DICHLOROETHENE	75-35-4	20	U	UG/L
LC34-DPT0710-025.0-20190329	CIS-1,2-DICHLOROETHENE	156-59-2	2800		UG/L
LC34-DPT0710-025.0-20190329	TRANS-1,2-DICHLOROETHENE	156-60-5	20	U	UG/L
LC34-DPT0710-025.0-20190329	TRICHLOROETHENE	79-01-6	20	U	UG/L
LC34-DPT0710-025.0-20190329	VINYL CHLORIDE	75-01-4	1200		UG/L
LC34-DPT0710-032.0-20190329	1,1,2-TRICHLOROTRIFLUOROETHANE	76-13-1	40	U	UG/L
LC34-DPT0710-032.0-20190329	1,1-DICHLOROETHENE	75-35-4	40	U	UG/L
LC34-DPT0710-032.0-20190329	CIS-1,2-DICHLOROETHENE	156-59-2	40	U	UG/L
LC34-DPT0710-032.0-20190329	TRANS-1,2-DICHLOROETHENE	156-60-5	40	U	UG/L
LC34-DPT0710-032.0-20190329	TRICHLOROETHENE	79-01-6	40	U	UG/L
LC34-DPT0710-032.0-20190329	VINYL CHLORIDE	75-01-4	2600		UG/L
LC34-DPT0710-038.0-20190329	1,1,2-TRICHLOROTRIFLUOROETHANE	76-13-1	3	U	UG/L
LC34-DPT0710-038.0-20190329	1,1-DICHLOROETHENE	75-35-4	3	U	UG/L
LC34-DPT0710-038.0-20190329	CIS-1,2-DICHLOROETHENE	156-59-2	3	U	UG/L
LC34-DPT0710-038.0-20190329	TRANS-1,2-DICHLOROETHENE	156-60-5	3	U	UG/L
LC34-DPT0710-038.0-20190329	TRICHLOROETHENE	79-01-6	3	U	UG/L
LC34-DPT0710-038.0-20190329	VINYL CHLORIDE	75-01-4	13		UG/L
LC34-DPT0711-008.0-20190329	1,1,2-TRICHLOROTRIFLUOROETHANE	76-13-1	1	U	UG/L
LC34-DPT0711-008.0-20190329	1,1-DICHLOROETHENE	75-35-4	1	U	UG/L
LC34-DPT0711-008.0-20190329	CIS-1,2-DICHLOROETHENE	156-59-2	52		UG/L
LC34-DPT0711-008.0-20190329	TRANS-1,2-DICHLOROETHENE	156-60-5	1		UG/L
LC34-DPT0711-008.0-20190329	TRICHLOROETHENE	79-01-6	1	U	UG/L
LC34-DPT0711-008.0-20190329	VINYL CHLORIDE	75-01-4	23		UG/L
LC34-DPT0711-013.0-20190329	1,1,2-TRICHLOROTRIFLUOROETHANE	76-13-1	1	U	UG/L
LC34-DPT0711-013.0-20190329	1,1-DICHLOROETHENE	75-35-4	1	U	UG/L
LC34-DPT0711-013.0-20190329	CIS-1,2-DICHLOROETHENE	156-59-2	350		UG/L
LC34-DPT0711-013.0-20190329	TRANS-1,2-DICHLOROETHENE	156-60-5	8		UG/L
LC34-DPT0711-013.0-20190329	TRICHLOROETHENE	79-01-6	1	U	UG/L
LC34-DPT0711-013.0-20190329	VINYL CHLORIDE	75-01-4	110		UG/L

DPT Results - DNAPL Source Zone
Launch Complex 34, SWMU CC054

Sample_ID	Parameter	CAS	Lab Result	Qualifier	Units
LC34-DPT0711-018.0-20190329	1,1,2-TRICHLOROTRIFLUOROETHANE	76-13-1	10	U	UG/L
LC34-DPT0711-018.0-20190329	1,1-DICHLOROETHENE	75-35-4	10	U	UG/L
LC34-DPT0711-018.0-20190329	CIS-1,2-DICHLOROETHENE	156-59-2	500		UG/L
LC34-DPT0711-018.0-20190329	TRANS-1,2-DICHLOROETHENE	156-60-5	10	U	UG/L
LC34-DPT0711-018.0-20190329	TRICHLOROETHENE	79-01-6	10	U	UG/L
LC34-DPT0711-018.0-20190329	VINYL CHLORIDE	75-01-4	490		UG/L
LC34-DPT0711-025.0-20190329	1,1,2-TRICHLOROTRIFLUOROETHANE	76-13-1	10	U	UG/L
LC34-DPT0711-025.0-20190329	1,1-DICHLOROETHENE	75-35-4	10	U	UG/L
LC34-DPT0711-025.0-20190329	CIS-1,2-DICHLOROETHENE	156-59-2	1600		UG/L
LC34-DPT0711-025.0-20190329	TRANS-1,2-DICHLOROETHENE	156-60-5	16		UG/L
LC34-DPT0711-025.0-20190329	TRICHLOROETHENE	79-01-6	10	U	UG/L
LC34-DPT0711-025.0-20190329	VINYL CHLORIDE	75-01-4	1100		UG/L
LC34-DPT0711-032.0-20190329	1,1,2-TRICHLOROTRIFLUOROETHANE	76-13-1	40	U	UG/L
LC34-DPT0711-032.0-20190329	1,1-DICHLOROETHENE	75-35-4	40	U	UG/L
LC34-DPT0711-032.0-20190329	CIS-1,2-DICHLOROETHENE	156-59-2	2400		UG/L
LC34-DPT0711-032.0-20190329	TRANS-1,2-DICHLOROETHENE	156-60-5	40	U	UG/L
LC34-DPT0711-032.0-20190329	TRICHLOROETHENE	79-01-6	40	U	UG/L
LC34-DPT0711-032.0-20190329	VINYL CHLORIDE	75-01-4	1300		UG/L
LC34-DPT0711-038.0-20190329	1,1,2-TRICHLOROTRIFLUOROETHANE	76-13-1	2	U	UG/L
LC34-DPT0711-038.0-20190329	1,1-DICHLOROETHENE	75-35-4	2	U	UG/L
LC34-DPT0711-038.0-20190329	CIS-1,2-DICHLOROETHENE	156-59-2	110		UG/L
LC34-DPT0711-038.0-20190329	TRANS-1,2-DICHLOROETHENE	156-60-5	2	U	UG/L
LC34-DPT0711-038.0-20190329	TRICHLOROETHENE	79-01-6	2	U	UG/L
LC34-DPT0711-038.0-20190329	VINYL CHLORIDE	75-01-4	6		UG/L
LC34-DPT0712-008.0-20190329	1,1,2-TRICHLOROTRIFLUOROETHANE	76-13-1	1	U	UG/L
LC34-DPT0712-008.0-20190329	1,1-DICHLOROETHENE	75-35-4	1	U	UG/L
LC34-DPT0712-008.0-20190329	CIS-1,2-DICHLOROETHENE	156-59-2	53		UG/L
LC34-DPT0712-008.0-20190329	TRANS-1,2-DICHLOROETHENE	156-60-5	1	U	UG/L
LC34-DPT0712-008.0-20190329	TRICHLOROETHENE	79-01-6	1	U	UG/L

DPT Results - DNAPL Source Zone
Launch Complex 34, SWMU CC054

Sample_ID	Parameter	CAS	Lab Result	Qualifier	Units
LC34-DPT0712-008.0-20190329	VINYL CHLORIDE	75-01-4	35		UG/L
LC34-DPT0712-013.0-20190329	1,1,2-TRICHLOROTRIFLUOROETHANE	76-13-1	1	U	UG/L
LC34-DPT0712-013.0-20190329	1,1-DICHLOROETHENE	75-35-4	1	U	UG/L
LC34-DPT0712-013.0-20190329	CIS-1,2-DICHLOROETHENE	156-59-2	170		UG/L
LC34-DPT0712-013.0-20190329	TRANS-1,2-DICHLOROETHENE	156-60-5	1	U	UG/L
LC34-DPT0712-013.0-20190329	TRICHLOROETHENE	79-01-6	1	U	UG/L
LC34-DPT0712-013.0-20190329	VINYL CHLORIDE	75-01-4	63		UG/L
LC34-DPT0712-018.0-20190329	1,1,2-TRICHLOROTRIFLUOROETHANE	76-13-1	5	U	UG/L
LC34-DPT0712-018.0-20190329	1,1-DICHLOROETHENE	75-35-4	5	U	UG/L
LC34-DPT0712-018.0-20190329	CIS-1,2-DICHLOROETHENE	156-59-2	300		UG/L
LC34-DPT0712-018.0-20190329	TRANS-1,2-DICHLOROETHENE	156-60-5	5	U	UG/L
LC34-DPT0712-018.0-20190329	TRICHLOROETHENE	79-01-6	5	U	UG/L
LC34-DPT0712-018.0-20190329	VINYL CHLORIDE	75-01-4	270		UG/L
LC34-DPT0712-025.0-20190329	1,1,2-TRICHLOROTRIFLUOROETHANE	76-13-1	20	U	UG/L
LC34-DPT0712-025.0-20190329	1,1-DICHLOROETHENE	75-35-4	20	U	UG/L
LC34-DPT0712-025.0-20190329	CIS-1,2-DICHLOROETHENE	156-59-2	2400		UG/L
LC34-DPT0712-025.0-20190329	TRANS-1,2-DICHLOROETHENE	156-60-5	20	U	UG/L
LC34-DPT0712-025.0-20190329	TRICHLOROETHENE	79-01-6	20	U	UG/L
LC34-DPT0712-025.0-20190329	VINYL CHLORIDE	75-01-4	1200		UG/L
LC34-DPT0712-032.0-20190329	1,1,2-TRICHLOROTRIFLUOROETHANE	76-13-1	40	U	UG/L
LC34-DPT0712-032.0-20190329	1,1-DICHLOROETHENE	75-35-4	40	U	UG/L
LC34-DPT0712-032.0-20190329	CIS-1,2-DICHLOROETHENE	156-59-2	300		UG/L
LC34-DPT0712-032.0-20190329	TRANS-1,2-DICHLOROETHENE	156-60-5	40	U	UG/L
LC34-DPT0712-032.0-20190329	TRICHLOROETHENE	79-01-6	40	U	UG/L
LC34-DPT0712-032.0-20190329	VINYL CHLORIDE	75-01-4	2300		UG/L
LC34-DPT0712-038.0-20190329	1,1,2-TRICHLOROTRIFLUOROETHANE	76-13-1	10	U	UG/L
LC34-DPT0712-038.0-20190329	1,1-DICHLOROETHENE	75-35-4	10	U	UG/L
LC34-DPT0712-038.0-20190329	CIS-1,2-DICHLOROETHENE	156-59-2	260		UG/L
LC34-DPT0712-038.0-20190329	TRANS-1,2-DICHLOROETHENE	156-60-5	10	U	UG/L

DPT Results - DNAPL Source Zone
Launch Complex 34, SWMU CC054

Sample_ID	Parameter	CAS	Lab Result	Qualifier	Units
LC34-DPT0712-038.0-20190329	TRICHLOROETHENE	79-01-6	10	U	UG/L
LC34-DPT0712-038.0-20190329	VINYL CHLORIDE	75-01-4	760		UG/L
LC34-DPT0713-008.0-20190401	1,1,2-TRICHLOROTRIFLUOROETHANE	76-13-1	1	U	UG/L
LC34-DPT0713-008.0-20190401	1,1-DICHLOROETHENE	75-35-4	1		UG/L
LC34-DPT0713-008.0-20190401	CIS-1,2-DICHLOROETHENE	156-59-2	430		UG/L
LC34-DPT0713-008.0-20190401	TRANS-1,2-DICHLOROETHENE	156-60-5	8		UG/L
LC34-DPT0713-008.0-20190401	TRICHLOROETHENE	79-01-6	1	U	UG/L
LC34-DPT0713-008.0-20190401	VINYL CHLORIDE	75-01-4	120		UG/L
LC34-DPT0713-013.0-20190401	1,1,2-TRICHLOROTRIFLUOROETHANE	76-13-1	10	U	UG/L
LC34-DPT0713-013.0-20190401	1,1-DICHLOROETHENE	75-35-4	10	U	UG/L
LC34-DPT0713-013.0-20190401	CIS-1,2-DICHLOROETHENE	156-59-2	1100		UG/L
LC34-DPT0713-013.0-20190401	TRANS-1,2-DICHLOROETHENE	156-60-5	18		UG/L
LC34-DPT0713-013.0-20190401	TRICHLOROETHENE	79-01-6	10	U	UG/L
LC34-DPT0713-013.0-20190401	VINYL CHLORIDE	75-01-4	380		UG/L
LC34-DPT0713-018.0-20190401	1,1,2-TRICHLOROTRIFLUOROETHANE	76-13-1	10	U	UG/L
LC34-DPT0713-018.0-20190401	1,1-DICHLOROETHENE	75-35-4	10	U	UG/L
LC34-DPT0713-018.0-20190401	CIS-1,2-DICHLOROETHENE	156-59-2	2000		UG/L
LC34-DPT0713-018.0-20190401	TRANS-1,2-DICHLOROETHENE	156-60-5	10	U	UG/L
LC34-DPT0713-018.0-20190401	TRICHLOROETHENE	79-01-6	10	U	UG/L
LC34-DPT0713-018.0-20190401	VINYL CHLORIDE	75-01-4	210		UG/L
LC34-DPT0713-025.0-20190401	1,1,2-TRICHLOROTRIFLUOROETHANE	76-13-1	2	U	UG/L
LC34-DPT0713-025.0-20190401	1,1-DICHLOROETHENE	75-35-4	2	U	UG/L
LC34-DPT0713-025.0-20190401	CIS-1,2-DICHLOROETHENE	156-59-2	830		UG/L
LC34-DPT0713-025.0-20190401	TRANS-1,2-DICHLOROETHENE	156-60-5	2		UG/L
LC34-DPT0713-025.0-20190401	TRICHLOROETHENE	79-01-6	2	U	UG/L
LC34-DPT0713-025.0-20190401	VINYL CHLORIDE	75-01-4	19		UG/L
LC34-DPT0713-032.0-20190401	1,1,2-TRICHLOROTRIFLUOROETHANE	76-13-1	1	U	UG/L
LC34-DPT0713-032.0-20190401	1,1-DICHLOROETHENE	75-35-4	1	U	UG/L
LC34-DPT0713-032.0-20190401	CIS-1,2-DICHLOROETHENE	156-59-2	76		UG/L

DPT Results - DNAPL Source Zone
Launch Complex 34, SWMU CC054

Sample_ID	Parameter	CAS	Lab Result	Qualifier	Units
LC34-DPT0713-032.0-20190401	TRANS-1,2-DICHLOROETHENE	156-60-5	1	U	UG/L
LC34-DPT0713-032.0-20190401	TRICHLOROETHENE	79-01-6	1	U	UG/L
LC34-DPT0713-032.0-20190401	VINYL CHLORIDE	75-01-4	1		UG/L
LC34-DPT0713-038.0-20190401	1,1,2-TRICHLOROTRIFLUOROETHANE	76-13-1	1	U	UG/L
LC34-DPT0713-038.0-20190401	1,1-DICHLOROETHENE	75-35-4	1	U	UG/L
LC34-DPT0713-038.0-20190401	CIS-1,2-DICHLOROETHENE	156-59-2	1	U	UG/L
LC34-DPT0713-038.0-20190401	TRANS-1,2-DICHLOROETHENE	156-60-5	1	U	UG/L
LC34-DPT0713-038.0-20190401	TRICHLOROETHENE	79-01-6	1	U	UG/L
LC34-DPT0713-038.0-20190401	VINYL CHLORIDE	75-01-4	1	U	UG/L
LC34-DPT0714-008.0-20190401	1,1,2-TRICHLOROTRIFLUOROETHANE	76-13-1	5	U	UG/L
LC34-DPT0714-008.0-20190401	1,1-DICHLOROETHENE	75-35-4	5	U	UG/L
LC34-DPT0714-008.0-20190401	CIS-1,2-DICHLOROETHENE	156-59-2	1400		UG/L
LC34-DPT0714-008.0-20190401	TRANS-1,2-DICHLOROETHENE	156-60-5	5	U	UG/L
LC34-DPT0714-008.0-20190401	TRICHLOROETHENE	79-01-6	5	U	UG/L
LC34-DPT0714-008.0-20190401	VINYL CHLORIDE	75-01-4	250		UG/L
LC34-DPT0714-013.0-20190401	1,1,2-TRICHLOROTRIFLUOROETHANE	76-13-1	5	U	UG/L
LC34-DPT0714-013.0-20190401	1,1-DICHLOROETHENE	75-35-4	5	U	UG/L
LC34-DPT0714-013.0-20190401	CIS-1,2-DICHLOROETHENE	156-59-2	2300		UG/L
LC34-DPT0714-013.0-20190401	TRANS-1,2-DICHLOROETHENE	156-60-5	27		UG/L
LC34-DPT0714-013.0-20190401	TRICHLOROETHENE	79-01-6	5	U	UG/L
LC34-DPT0714-013.0-20190401	VINYL CHLORIDE	75-01-4	2400		UG/L
LC34-DPT0714-018.0-20190401	1,1,2-TRICHLOROTRIFLUOROETHANE	76-13-1	10	U	UG/L
LC34-DPT0714-018.0-20190401	1,1-DICHLOROETHENE	75-35-4	10	U	UG/L
LC34-DPT0714-018.0-20190401	CIS-1,2-DICHLOROETHENE	156-59-2	2200		UG/L
LC34-DPT0714-018.0-20190401	TRANS-1,2-DICHLOROETHENE	156-60-5	25		UG/L
LC34-DPT0714-018.0-20190401	TRICHLOROETHENE	79-01-6	10	U	UG/L
LC34-DPT0714-018.0-20190401	VINYL CHLORIDE	75-01-4	530		UG/L
LC34-DPT0714-025.0-20190401	1,1,2-TRICHLOROTRIFLUOROETHANE	76-13-1	1	U	UG/L
LC34-DPT0714-025.0-20190401	1,1-DICHLOROETHENE	75-35-4	1	U	UG/L

DPT Results - DNAPL Source Zone
Launch Complex 34, SWMU CC054

Sample_ID	Parameter	CAS	Lab Result	Qualifier	Units
LC34-DPT0714-025.0-20190401	CIS-1,2-DICHLOROETHENE	156-59-2	140		UG/L
LC34-DPT0714-025.0-20190401	TRANS-1,2-DICHLOROETHENE	156-60-5	1	U	UG/L
LC34-DPT0714-025.0-20190401	TRICHLOROETHENE	79-01-6	1	U	UG/L
LC34-DPT0714-025.0-20190401	VINYL CHLORIDE	75-01-4	19		UG/L
LC34-DPT0714-032.0-20190401	1,1,2-TRICHLOROTRIFLUOROETHANE	76-13-1	1	U	UG/L
LC34-DPT0714-032.0-20190401	1,1-DICHLOROETHENE	75-35-4	1	U	UG/L
LC34-DPT0714-032.0-20190401	CIS-1,2-DICHLOROETHENE	156-59-2	3		UG/L
LC34-DPT0714-032.0-20190401	TRANS-1,2-DICHLOROETHENE	156-60-5	1	U	UG/L
LC34-DPT0714-032.0-20190401	TRICHLOROETHENE	79-01-6	1	U	UG/L
LC34-DPT0714-032.0-20190401	VINYL CHLORIDE	75-01-4	1	U	UG/L
LC34-DPT0714-038.0-20190401	1,1,2-TRICHLOROTRIFLUOROETHANE	76-13-1	1	U	UG/L
LC34-DPT0714-038.0-20190401	1,1-DICHLOROETHENE	75-35-4	1	U	UG/L
LC34-DPT0714-038.0-20190401	CIS-1,2-DICHLOROETHENE	156-59-2	1	U	UG/L
LC34-DPT0714-038.0-20190401	TRANS-1,2-DICHLOROETHENE	156-60-5	1	U	UG/L
LC34-DPT0714-038.0-20190401	TRICHLOROETHENE	79-01-6	1	U	UG/L
LC34-DPT0714-038.0-20190401	VINYL CHLORIDE	75-01-4	1	U	UG/L
LC34-DPT0715-008.0-20190401	1,1,2-TRICHLOROTRIFLUOROETHANE	76-13-1	10	U	UG/L
LC34-DPT0715-008.0-20190401	1,1-DICHLOROETHENE	75-35-4	10	U	UG/L
LC34-DPT0715-008.0-20190401	CIS-1,2-DICHLOROETHENE	156-59-2	1600		UG/L
LC34-DPT0715-008.0-20190401	TRANS-1,2-DICHLOROETHENE	156-60-5	10	U	UG/L
LC34-DPT0715-008.0-20190401	TRICHLOROETHENE	79-01-6	10	U	UG/L
LC34-DPT0715-008.0-20190401	VINYL CHLORIDE	75-01-4	530		UG/L
LC34-DPT0715-013.0-20190401	1,1,2-TRICHLOROTRIFLUOROETHANE	76-13-1	10	U	UG/L
LC34-DPT0715-013.0-20190401	1,1-DICHLOROETHENE	75-35-4	10	U	UG/L
LC34-DPT0715-013.0-20190401	CIS-1,2-DICHLOROETHENE	156-59-2	2300		UG/L
LC34-DPT0715-013.0-20190401	TRANS-1,2-DICHLOROETHENE	156-60-5	18		UG/L
LC34-DPT0715-013.0-20190401	TRICHLOROETHENE	79-01-6	10	U	UG/L
LC34-DPT0715-013.0-20190401	VINYL CHLORIDE	75-01-4	460		UG/L
LC34-DPT0715-018.0-20190401	1,1,2-TRICHLOROTRIFLUOROETHANE	76-13-1	40	U	UG/L

DPT Results - DNAPL Source Zone
Launch Complex 34, SWMU CC054

Sample_ID	Parameter	CAS	Lab Result	Qualifier	Units
LC34-DPT0715-018.0-20190401	1,1-DICHLOROETHENE	75-35-4	40	U	UG/L
LC34-DPT0715-018.0-20190401	CIS-1,2-DICHLOROETHENE	156-59-2	4400		UG/L
LC34-DPT0715-018.0-20190401	TRANS-1,2-DICHLOROETHENE	156-60-5	40	U	UG/L
LC34-DPT0715-018.0-20190401	TRICHLOROETHENE	79-01-6	40	U	UG/L
LC34-DPT0715-018.0-20190401	VINYL CHLORIDE	75-01-4	920		UG/L
LC34-DPT0715-025.0-20190401	1,1,2-TRICHLOROTRIFLUOROETHANE	76-13-1	5	U	UG/L
LC34-DPT0715-025.0-20190401	1,1-DICHLOROETHENE	75-35-4	5	U	UG/L
LC34-DPT0715-025.0-20190401	CIS-1,2-DICHLOROETHENE	156-59-2	1000		UG/L
LC34-DPT0715-025.0-20190401	TRANS-1,2-DICHLOROETHENE	156-60-5	6		UG/L
LC34-DPT0715-025.0-20190401	TRICHLOROETHENE	79-01-6	5	U	UG/L
LC34-DPT0715-025.0-20190401	VINYL CHLORIDE	75-01-4	82		UG/L
LC34-DPT0715-032.0-20190401	1,1,2-TRICHLOROTRIFLUOROETHANE	76-13-1	1	U	UG/L
LC34-DPT0715-032.0-20190401	1,1-DICHLOROETHENE	75-35-4	1	U	UG/L
LC34-DPT0715-032.0-20190401	CIS-1,2-DICHLOROETHENE	156-59-2	8		UG/L
LC34-DPT0715-032.0-20190401	TRANS-1,2-DICHLOROETHENE	156-60-5	1	U	UG/L
LC34-DPT0715-032.0-20190401	TRICHLOROETHENE	79-01-6	1	U	UG/L
LC34-DPT0715-032.0-20190401	VINYL CHLORIDE	75-01-4	1	U	UG/L
LC34-DPT0715-038.0-20190401	1,1,2-TRICHLOROTRIFLUOROETHANE	76-13-1	1	U	UG/L
LC34-DPT0715-038.0-20190401	1,1-DICHLOROETHENE	75-35-4	1	U	UG/L
LC34-DPT0715-038.0-20190401	CIS-1,2-DICHLOROETHENE	156-59-2	1	U	UG/L
LC34-DPT0715-038.0-20190401	TRANS-1,2-DICHLOROETHENE	156-60-5	1	U	UG/L
LC34-DPT0715-038.0-20190401	TRICHLOROETHENE	79-01-6	1	U	UG/L
LC34-DPT0715-038.0-20190401	VINYL CHLORIDE	75-01-4	1	U	UG/L
LC34-DPT0716-008.0-20190401	1,1,2-TRICHLOROTRIFLUOROETHANE	76-13-1	1	U	UG/L
LC34-DPT0716-008.0-20190401	1,1-DICHLOROETHENE	75-35-4	1	U	UG/L
LC34-DPT0716-008.0-20190401	CIS-1,2-DICHLOROETHENE	156-59-2	52		UG/L
LC34-DPT0716-008.0-20190401	TRANS-1,2-DICHLOROETHENE	156-60-5	1	U	UG/L
LC34-DPT0716-008.0-20190401	TRICHLOROETHENE	79-01-6	1	U	UG/L
LC34-DPT0716-008.0-20190401	VINYL CHLORIDE	75-01-4	22		UG/L

DPT Results - DNAPL Source Zone
Launch Complex 34, SWMU CC054

Sample_ID	Parameter	CAS	Lab Result	Qualifier	Units
LC34-DPT0716-013.0-20190401	1,1,2-TRICHLOROTRIFLUOROETHANE	76-13-1	3	U	UG/L
LC34-DPT0716-013.0-20190401	1,1-DICHLOROETHENE	75-35-4	3	U	UG/L
LC34-DPT0716-013.0-20190401	CIS-1,2-DICHLOROETHENE	156-59-2	240		UG/L
LC34-DPT0716-013.0-20190401	TRANS-1,2-DICHLOROETHENE	156-60-5	3	U	UG/L
LC34-DPT0716-013.0-20190401	TRICHLOROETHENE	79-01-6	3	U	UG/L
LC34-DPT0716-013.0-20190401	VINYL CHLORIDE	75-01-4	170		UG/L
LC34-DPT0716-018.0-20190402	1,1,2-TRICHLOROTRIFLUOROETHANE	76-13-1	10	U	UG/L
LC34-DPT0716-018.0-20190402	1,1-DICHLOROETHENE	75-35-4	10	U	UG/L
LC34-DPT0716-018.0-20190402	CIS-1,2-DICHLOROETHENE	156-59-2	2200		UG/L
LC34-DPT0716-018.0-20190402	TRANS-1,2-DICHLOROETHENE	156-60-5	19		UG/L
LC34-DPT0716-018.0-20190402	TRICHLOROETHENE	79-01-6	10	U	UG/L
LC34-DPT0716-018.0-20190402	VINYL CHLORIDE	75-01-4	1000		UG/L
LC34-DPT0716-025.0-20190402	1,1,2-TRICHLOROTRIFLUOROETHANE	76-13-1	10	U	UG/L
LC34-DPT0716-025.0-20190402	1,1-DICHLOROETHENE	75-35-4	10	U	UG/L
LC34-DPT0716-025.0-20190402	CIS-1,2-DICHLOROETHENE	156-59-2	2500		UG/L
LC34-DPT0716-025.0-20190402	TRANS-1,2-DICHLOROETHENE	156-60-5	30		UG/L
LC34-DPT0716-025.0-20190402	TRICHLOROETHENE	79-01-6	10	U	UG/L
LC34-DPT0716-025.0-20190402	VINYL CHLORIDE	75-01-4	1300		UG/L
LC34-DPT0716-032.0-20190402	1,1,2-TRICHLOROTRIFLUOROETHANE	76-13-1	10	U	UG/L
LC34-DPT0716-032.0-20190402	1,1-DICHLOROETHENE	75-35-4	10	U	UG/L
LC34-DPT0716-032.0-20190402	CIS-1,2-DICHLOROETHENE	156-59-2	930		UG/L
LC34-DPT0716-032.0-20190402	TRANS-1,2-DICHLOROETHENE	156-60-5	10	U	UG/L
LC34-DPT0716-032.0-20190402	TRICHLOROETHENE	79-01-6	10	U	UG/L
LC34-DPT0716-032.0-20190402	VINYL CHLORIDE	75-01-4	590		UG/L
LC34-DPT0716-038.0-20190402	1,1,2-TRICHLOROTRIFLUOROETHANE	76-13-1	1	U	UG/L
LC34-DPT0716-038.0-20190402	1,1-DICHLOROETHENE	75-35-4	1	U	UG/L
LC34-DPT0716-038.0-20190402	CIS-1,2-DICHLOROETHENE	156-59-2	1	U	UG/L
LC34-DPT0716-038.0-20190402	TRANS-1,2-DICHLOROETHENE	156-60-5	1	U	UG/L
LC34-DPT0716-038.0-20190402	TRICHLOROETHENE	79-01-6	1	U	UG/L

DPT Results - DNAPL Source Zone
Launch Complex 34, SWMU CC054

Sample_ID	Parameter	CAS	Lab Result	Qualifier	Units
LC34-DPT0716-038.0-20190402	VINYL CHLORIDE	75-01-4	1	U	UG/L
LC34-DPT0717-008.0-20190402	1,1,2-TRICHLOROTRIFLUOROETHANE	76-13-1	1	U	UG/L
LC34-DPT0717-008.0-20190402	1,1-DICHLOROETHENE	75-35-4	1	U	UG/L
LC34-DPT0717-008.0-20190402	CIS-1,2-DICHLOROETHENE	156-59-2	100		UG/L
LC34-DPT0717-008.0-20190402	TRANS-1,2-DICHLOROETHENE	156-60-5	1		UG/L
LC34-DPT0717-008.0-20190402	TRICHLOROETHENE	79-01-6	1	U	UG/L
LC34-DPT0717-008.0-20190402	VINYL CHLORIDE	75-01-4	60		UG/L
LC34-DPT0717-013.0-20190402	1,1,2-TRICHLOROTRIFLUOROETHANE	76-13-1	5	U	UG/L
LC34-DPT0717-013.0-20190402	1,1-DICHLOROETHENE	75-35-4	5	U	UG/L
LC34-DPT0717-013.0-20190402	CIS-1,2-DICHLOROETHENE	156-59-2	980		UG/L
LC34-DPT0717-013.0-20190402	TRANS-1,2-DICHLOROETHENE	156-60-5	7		UG/L
LC34-DPT0717-013.0-20190402	TRICHLOROETHENE	79-01-6	5	U	UG/L
LC34-DPT0717-013.0-20190402	VINYL CHLORIDE	75-01-4	330		UG/L
LC34-DPT0717-018.0-20190402	1,1,2-TRICHLOROTRIFLUOROETHANE	76-13-1	3	U	UG/L
LC34-DPT0717-018.0-20190402	1,1-DICHLOROETHENE	75-35-4	3	U	UG/L
LC34-DPT0717-018.0-20190402	CIS-1,2-DICHLOROETHENE	156-59-2	380		UG/L
LC34-DPT0717-018.0-20190402	TRANS-1,2-DICHLOROETHENE	156-60-5	3	U	UG/L
LC34-DPT0717-018.0-20190402	TRICHLOROETHENE	79-01-6	3	U	UG/L
LC34-DPT0717-018.0-20190402	VINYL CHLORIDE	75-01-4	90		UG/L
LC34-DPT0717-025.0-20190402	1,1,2-TRICHLOROTRIFLUOROETHANE	76-13-1	1	U	UG/L
LC34-DPT0717-025.0-20190402	1,1-DICHLOROETHENE	75-35-4	1	U	UG/L
LC34-DPT0717-025.0-20190402	CIS-1,2-DICHLOROETHENE	156-59-2	1		UG/L
LC34-DPT0717-025.0-20190402	TRANS-1,2-DICHLOROETHENE	156-60-5	1	U	UG/L
LC34-DPT0717-025.0-20190402	TRICHLOROETHENE	79-01-6	1	U	UG/L
LC34-DPT0717-025.0-20190402	VINYL CHLORIDE	75-01-4	1	U	UG/L
LC34-DPT0717-032.0-20190402	1,1,2-TRICHLOROTRIFLUOROETHANE	76-13-1	1	U	UG/L
LC34-DPT0717-032.0-20190402	1,1-DICHLOROETHENE	75-35-4	1	U	UG/L
LC34-DPT0717-032.0-20190402	CIS-1,2-DICHLOROETHENE	156-59-2	1	U	UG/L
LC34-DPT0717-032.0-20190402	TRANS-1,2-DICHLOROETHENE	156-60-5	1	U	UG/L

DPT Results - DNAPL Source Zone
Launch Complex 34, SWMU CC054

Sample_ID	Parameter	CAS	Lab Result	Qualifier	Units
LC34-DPT0717-032.0-20190402	TRICHLOROETHENE	79-01-6	1	U	UG/L
LC34-DPT0717-032.0-20190402	VINYL CHLORIDE	75-01-4	1	U	UG/L
LC34-DPT0717-038.0-20190402	1,1,2-TRICHLOROTRIFLUOROETHANE	76-13-1	1	U	UG/L
LC34-DPT0717-038.0-20190402	1,1-DICHLOROETHENE	75-35-4	1	U	UG/L
LC34-DPT0717-038.0-20190402	CIS-1,2-DICHLOROETHENE	156-59-2	1	U	UG/L
LC34-DPT0717-038.0-20190402	TRANS-1,2-DICHLOROETHENE	156-60-5	1	U	UG/L
LC34-DPT0717-038.0-20190402	TRICHLOROETHENE	79-01-6	1	U	UG/L
LC34-DPT0717-038.0-20190402	VINYL CHLORIDE	75-01-4	1	U	UG/L
LC34-DPT0718-008.0-20190402	1,1,2-TRICHLOROTRIFLUOROETHANE	76-13-1	5	U	UG/L
LC34-DPT0718-008.0-20190402	1,1-DICHLOROETHENE	75-35-4	5	U	UG/L
LC34-DPT0718-008.0-20190402	CIS-1,2-DICHLOROETHENE	156-59-2	570		UG/L
LC34-DPT0718-008.0-20190402	TRANS-1,2-DICHLOROETHENE	156-60-5	5	U	UG/L
LC34-DPT0718-008.0-20190402	TRICHLOROETHENE	79-01-6	5	U	UG/L
LC34-DPT0718-008.0-20190402	VINYL CHLORIDE	75-01-4	230		UG/L
LC34-DPT0718-013.0-20190402	1,1,2-TRICHLOROTRIFLUOROETHANE	76-13-1	10	U	UG/L
LC34-DPT0718-013.0-20190402	1,1-DICHLOROETHENE	75-35-4	10	U	UG/L
LC34-DPT0718-013.0-20190402	CIS-1,2-DICHLOROETHENE	156-59-2	1800		UG/L
LC34-DPT0718-013.0-20190402	TRANS-1,2-DICHLOROETHENE	156-60-5	10	U	UG/L
LC34-DPT0718-013.0-20190402	TRICHLOROETHENE	79-01-6	10	U	UG/L
LC34-DPT0718-013.0-20190402	VINYL CHLORIDE	75-01-4	480		UG/L
LC34-DPT0718-018.0-20190402	1,1,2-TRICHLOROTRIFLUOROETHANE	76-13-1	3	U	UG/L
LC34-DPT0718-018.0-20190402	1,1-DICHLOROETHENE	75-35-4	3	U	UG/L
LC34-DPT0718-018.0-20190402	CIS-1,2-DICHLOROETHENE	156-59-2	67		UG/L
LC34-DPT0718-018.0-20190402	TRANS-1,2-DICHLOROETHENE	156-60-5	3	U	UG/L
LC34-DPT0718-018.0-20190402	TRICHLOROETHENE	79-01-6	3	U	UG/L
LC34-DPT0718-018.0-20190402	VINYL CHLORIDE	75-01-4	17		UG/L
LC34-DPT0718-025.0-20190402	1,1,2-TRICHLOROTRIFLUOROETHANE	76-13-1	1	U	UG/L
LC34-DPT0718-025.0-20190402	1,1-DICHLOROETHENE	75-35-4	1	U	UG/L
LC34-DPT0718-025.0-20190402	CIS-1,2-DICHLOROETHENE	156-59-2	2		UG/L

DPT Results - DNAPL Source Zone
Launch Complex 34, SWMU CC054

Sample_ID	Parameter	CAS	Lab Result	Qualifier	Units
LC34-DPT0718-025.0-20190402	TRANS-1,2-DICHLOROETHENE	156-60-5	1	U	UG/L
LC34-DPT0718-025.0-20190402	TRICHLOROETHENE	79-01-6	1	U	UG/L
LC34-DPT0718-025.0-20190402	VINYL CHLORIDE	75-01-4	1	U	UG/L
LC34-DPT0718-032.0-20190402	1,1,2-TRICHLOROTRIFLUOROETHANE	76-13-1	1	U	UG/L
LC34-DPT0718-032.0-20190402	1,1-DICHLOROETHENE	75-35-4	1	U	UG/L
LC34-DPT0718-032.0-20190402	CIS-1,2-DICHLOROETHENE	156-59-2	1	U	UG/L
LC34-DPT0718-032.0-20190402	TRANS-1,2-DICHLOROETHENE	156-60-5	1	U	UG/L
LC34-DPT0718-032.0-20190402	TRICHLOROETHENE	79-01-6	1	U	UG/L
LC34-DPT0718-032.0-20190402	VINYL CHLORIDE	75-01-4	1	U	UG/L
LC34-DPT0718-038.0-20190402	1,1,2-TRICHLOROTRIFLUOROETHANE	76-13-1	1	U	UG/L
LC34-DPT0718-038.0-20190402	1,1-DICHLOROETHENE	75-35-4	1	U	UG/L
LC34-DPT0718-038.0-20190402	CIS-1,2-DICHLOROETHENE	156-59-2	1	U	UG/L
LC34-DPT0718-038.0-20190402	TRANS-1,2-DICHLOROETHENE	156-60-5	1	U	UG/L
LC34-DPT0718-038.0-20190402	TRICHLOROETHENE	79-01-6	1	U	UG/L
LC34-DPT0718-038.0-20190402	VINYL CHLORIDE	75-01-4	1	U	UG/L
LC34-DPT0719-008.0-20190402	1,1,2-TRICHLOROTRIFLUOROETHANE	76-13-1	2	U	UG/L
LC34-DPT0719-008.0-20190402	1,1-DICHLOROETHENE	75-35-4	2	U	UG/L
LC34-DPT0719-008.0-20190402	CIS-1,2-DICHLOROETHENE	156-59-2	250		UG/L
LC34-DPT0719-008.0-20190402	TRANS-1,2-DICHLOROETHENE	156-60-5	3		UG/L
LC34-DPT0719-008.0-20190402	TRICHLOROETHENE	79-01-6	2	U	UG/L
LC34-DPT0719-008.0-20190402	VINYL CHLORIDE	75-01-4	100		UG/L
LC34-DPT0719-013.0-20190402	1,1,2-TRICHLOROTRIFLUOROETHANE	76-13-1	3	U	UG/L
LC34-DPT0719-013.0-20190402	1,1-DICHLOROETHENE	75-35-4	3	U	UG/L
LC34-DPT0719-013.0-20190402	CIS-1,2-DICHLOROETHENE	156-59-2	780		UG/L
LC34-DPT0719-013.0-20190402	TRANS-1,2-DICHLOROETHENE	156-60-5	5		UG/L
LC34-DPT0719-013.0-20190402	TRICHLOROETHENE	79-01-6	3	U	UG/L
LC34-DPT0719-013.0-20190402	VINYL CHLORIDE	75-01-4	200		UG/L
LC34-DPT0719-018.0-20190402	1,1,2-TRICHLOROTRIFLUOROETHANE	76-13-1	2	U	UG/L
LC34-DPT0719-018.0-20190402	1,1-DICHLOROETHENE	75-35-4	2	U	UG/L

DPT Results - DNAPL Source Zone
Launch Complex 34, SWMU CC054

Sample_ID	Parameter	CAS	Lab Result	Qualifier	Units
LC34-DPT0719-018.0-20190402	CIS-1,2-DICHLOROETHENE	156-59-2	820		UG/L
LC34-DPT0719-018.0-20190402	TRANS-1,2-DICHLOROETHENE	156-60-5	2	U	UG/L
LC34-DPT0719-018.0-20190402	TRICHLOROETHENE	79-01-6	2	U	UG/L
LC34-DPT0719-018.0-20190402	VINYL CHLORIDE	75-01-4	110		UG/L
LC34-DPT0719-025.0-20190402	1,1,2-TRICHLOROTRIFLUOROETHANE	76-13-1	1	U	UG/L
LC34-DPT0719-025.0-20190402	1,1-DICHLOROETHENE	75-35-4	1	U	UG/L
LC34-DPT0719-025.0-20190402	CIS-1,2-DICHLOROETHENE	156-59-2	340		UG/L
LC34-DPT0719-025.0-20190402	TRANS-1,2-DICHLOROETHENE	156-60-5	1	U	UG/L
LC34-DPT0719-025.0-20190402	TRICHLOROETHENE	79-01-6	1	U	UG/L
LC34-DPT0719-025.0-20190402	VINYL CHLORIDE	75-01-4	11		UG/L
LC34-DPT0719-032.0-20190402	1,1,2-TRICHLOROTRIFLUOROETHANE	76-13-1	1	U	UG/L
LC34-DPT0719-032.0-20190402	1,1-DICHLOROETHENE	75-35-4	1	U	UG/L
LC34-DPT0719-032.0-20190402	CIS-1,2-DICHLOROETHENE	156-59-2	1		UG/L
LC34-DPT0719-032.0-20190402	TRANS-1,2-DICHLOROETHENE	156-60-5	1	U	UG/L
LC34-DPT0719-032.0-20190402	TRICHLOROETHENE	79-01-6	1	U	UG/L
LC34-DPT0719-032.0-20190402	VINYL CHLORIDE	75-01-4	1	U	UG/L
LC34-DPT0719-038.0-20190402	1,1,2-TRICHLOROTRIFLUOROETHANE	76-13-1	1	U	UG/L
LC34-DPT0719-038.0-20190402	1,1-DICHLOROETHENE	75-35-4	1	U	UG/L
LC34-DPT0719-038.0-20190402	CIS-1,2-DICHLOROETHENE	156-59-2	1	U	UG/L
LC34-DPT0719-038.0-20190402	TRANS-1,2-DICHLOROETHENE	156-60-5	1	U	UG/L
LC34-DPT0719-038.0-20190402	TRICHLOROETHENE	79-01-6	1	U	UG/L
LC34-DPT0719-038.0-20190402	VINYL CHLORIDE	75-01-4	1	U	UG/L
U indicates concentration is below detection limit.					
J indicates concentration is estimated.					