

Powering the Moon: From Artemis Technology Demonstrations to a Lunar Economy

Jeffrey Csank
George Thomas
Matthew Granger
Brent Gardner

*NASA Glenn Research Center
Cleveland, OH 44135*

**Nuclear and Emerging Technologies for Space
Lunar Architecture Technical Session
May 9, 2022
Paper ID # 38639**



Earth

Moon

Mars



Notional Commercial Platform

ISS



Orion



SLS



Commercial launch Vehicles



Commercial Lunar Lander



Robotic Surface Missions



Lunar Orbital Platform - Gateway
PPE- Habitat - Airlock - Logistics



Mars robotic exploration, technology development

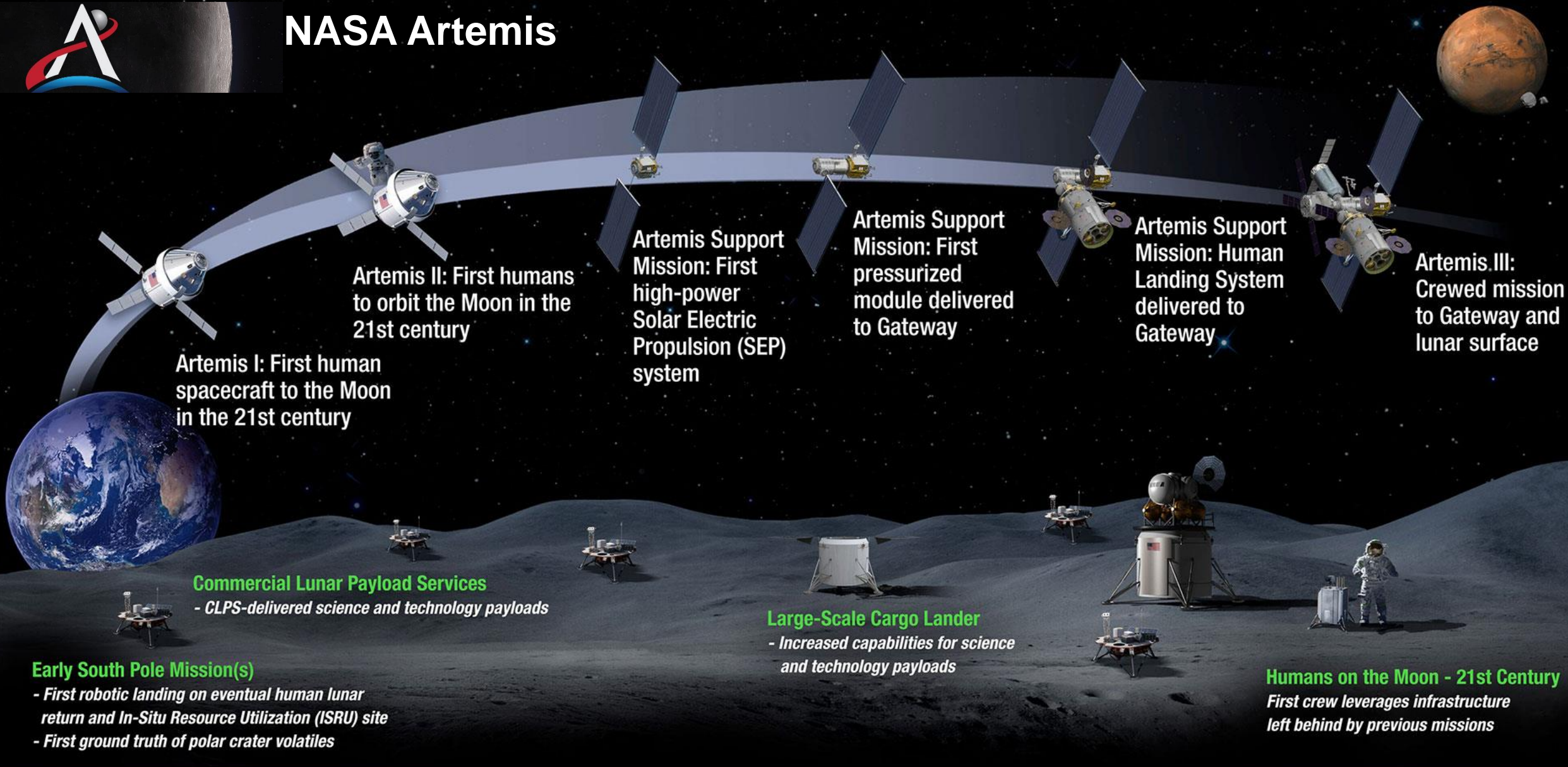
In LEO
Commercial & International partnerships

In Cislunar Space
A return to the moon for long-term exploration

On Mars
Research to inform future crewed missions



NASA Artemis



Artemis I: First human spacecraft to the Moon in the 21st century

Artemis II: First humans to orbit the Moon in the 21st century

Artemis Support Mission: First high-power Solar Electric Propulsion (SEP) system

Artemis Support Mission: First pressurized module delivered to Gateway

Artemis Support Mission: Human Landing System delivered to Gateway

Artemis III: Crewed mission to Gateway and lunar surface

Commercial Lunar Payload Services
- CLPS-delivered science and technology payloads

Early South Pole Mission(s)
- First robotic landing on eventual human lunar return and In-Situ Resource Utilization (ISRU) site
- First ground truth of polar crater volatiles

Large-Scale Cargo Lander
- Increased capabilities for science and technology payloads

Humans on the Moon - 21st Century
First crew leverages infrastructure left behind by previous missions


LUNAR SOUTH POLE TARGET SITE

Artemis Lunar Surface Power Users



Polar Resources Ice Mining Experiment-1 (PRIME-1)

- Robotically sample and analyze for ice from below the surface.
- The Regolith and Ice Drill for Exploring New Terrain (TRIDENT)
 - Drill up to 3 ft below surface and extract lunar regolith
- Mass Spectrometer observing lunar operations (MSolo)
 - Evaluate for water and other chemical compounds
- Power Demand: ~200 Watts (nominal)
- Power Source: Solar



Volatiles Investigating Polar Exploration Rover (VIPER)


- Explore terrain that is more or less likely to hold water.
- Resolve if there is ice present, and in what quantities, at and below the surface in areas that receive short periods of sunlight – expanding the known range in which water is present on the Moon.
- Power Demand: ~500 Watts (peak)
- Power Source: Solar

Artemis Lunar Surface Power Users



Foundation Surface Habitat

- Primary asset to achieve a sustained lunar presence
- 2-4 crew, 30-60 day capable habitat
- Medical, exercise, galley, crew quarters, stowage
- Power generation, recharge capability for surface assets
- Power Demand: ~20kW (crewed) / ~2kW (un-crewed)
- Power Source: Solar and Fission Surface Power (tech demo)



In-Situ Resource Utilization (ISRU)

- Largest power user: 60+ kW
- Power is needed over long distances (3- 5km)
 - Mine water ice in crater, transport to crater rim, process into H₂, O₂
- Restricted to operate during periods of heavy insolation
- Power Demands during operations:
 - Ridge: ~46 kW
 - Inside crater: ~22 kW
- Power Source: Solar

Evolution of Lunar Power Systems



Artemis
Beyond Artemis

- **Initial Lunar Power Needs (~1 – 5 kW)**
 - Exploration and lunar science (robotics, rovers, etc.)
 - Sources: solar arrays, primary fuel cells, and batteries
- **Initial Demonstrations (~10 – 20 kW)**
 - Lunar habitat, first ISRU systems, exploration, and lunar science
 - Sources: solar arrays, primary fuel cells, and batteries
- **Advanced Demonstrations (~80 – 100 kW)**
 - Lunar habitat, full scale ISRU, exploration, and lunar science
 - Sources: solar arrays, primary fuel cells, fission surface power, regenerative fuel cells and batteries
- **Lunar Expansion / Globalization (~1 MW – 100s MW)**
 - In-space: In-space manufacturing demonstrations
 - Sources: solar arrays, primary fuel cells, fission surface power, regenerative fuel cells and batteries
- **Full Lunar Economy (~100s MW – 1 GW)**
 - In-space manufacturing, commercial operations, etc.
 - Sources: solar arrays, primary fuel cells, fission surface power, regenerative fuel cells and batteries

Lunar surface activities and the need for power will continue to grow and evolve

Lunar Surface Sustainable Power Challenges



- **Power Architecture Challenges**


- Power strategy (generation and storage)
 - Meet power demand (night-time, day)
 - Include dissimilar power sources
- Distributed architecture
 - Support lunar growth and evolution
 - Mix of generation, storage, and loads

- **Power Availability Challenges**

- Night-time power demand

- **Operational Challenges**

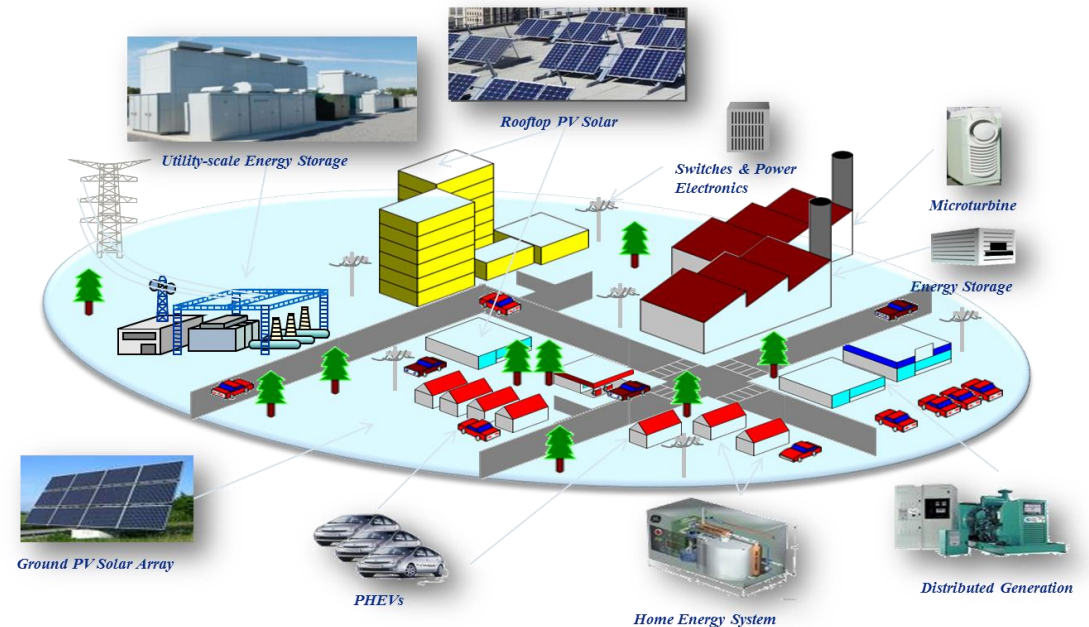

- Robotically deployable PMAD / power systems
- Autonomously operated PMAD systems

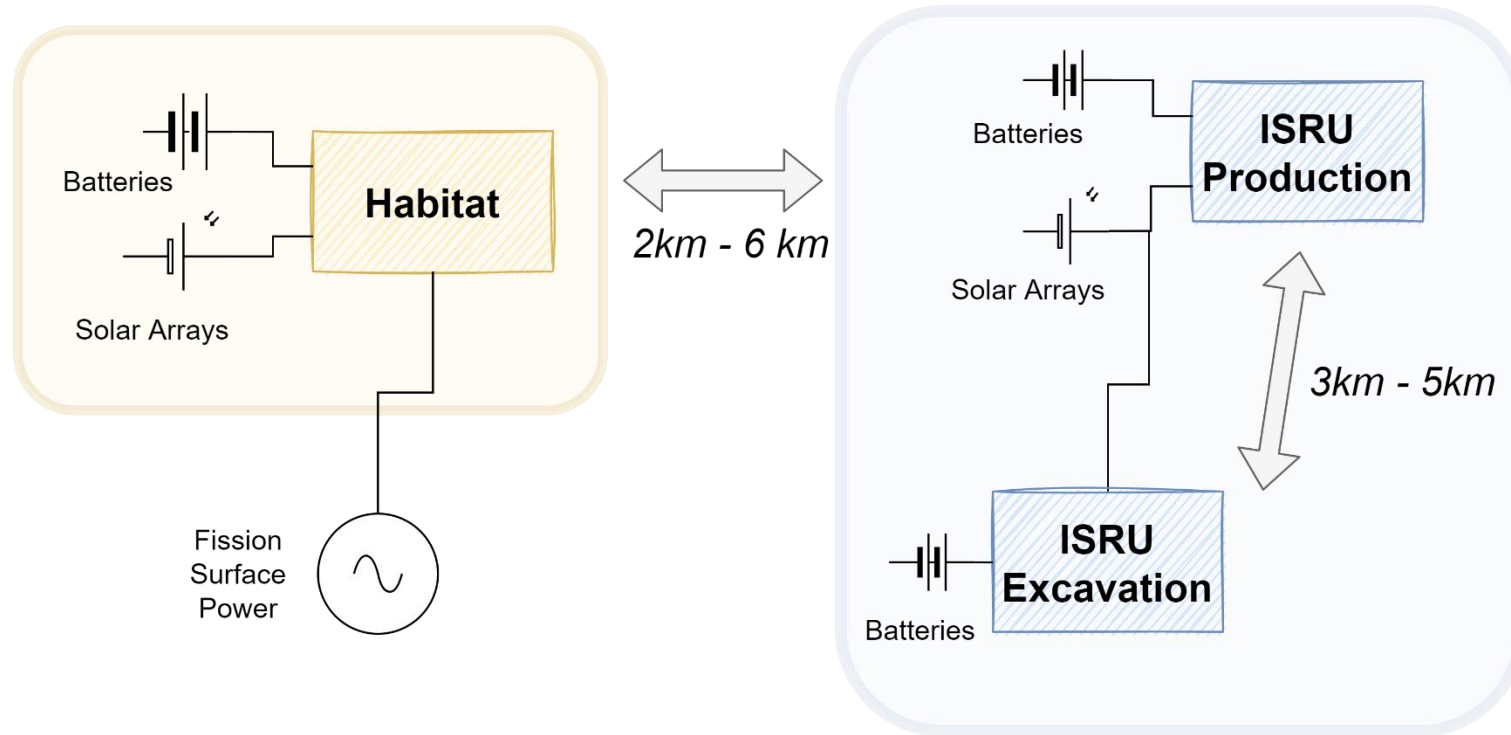


Case for a Lunar Power Grid



- **Lunar power grid to provide electrical power**
 - Flexibility, evolvability, and reconfiguration
 - Optimal dispatch of power sources and energy storage to service loads & enhance reliability
 - Systematic integration of new sources and loads
 - Allow development and use of a common grid interface
 - **Allows for the deployment of future loads that do not need to carry their own power generation**

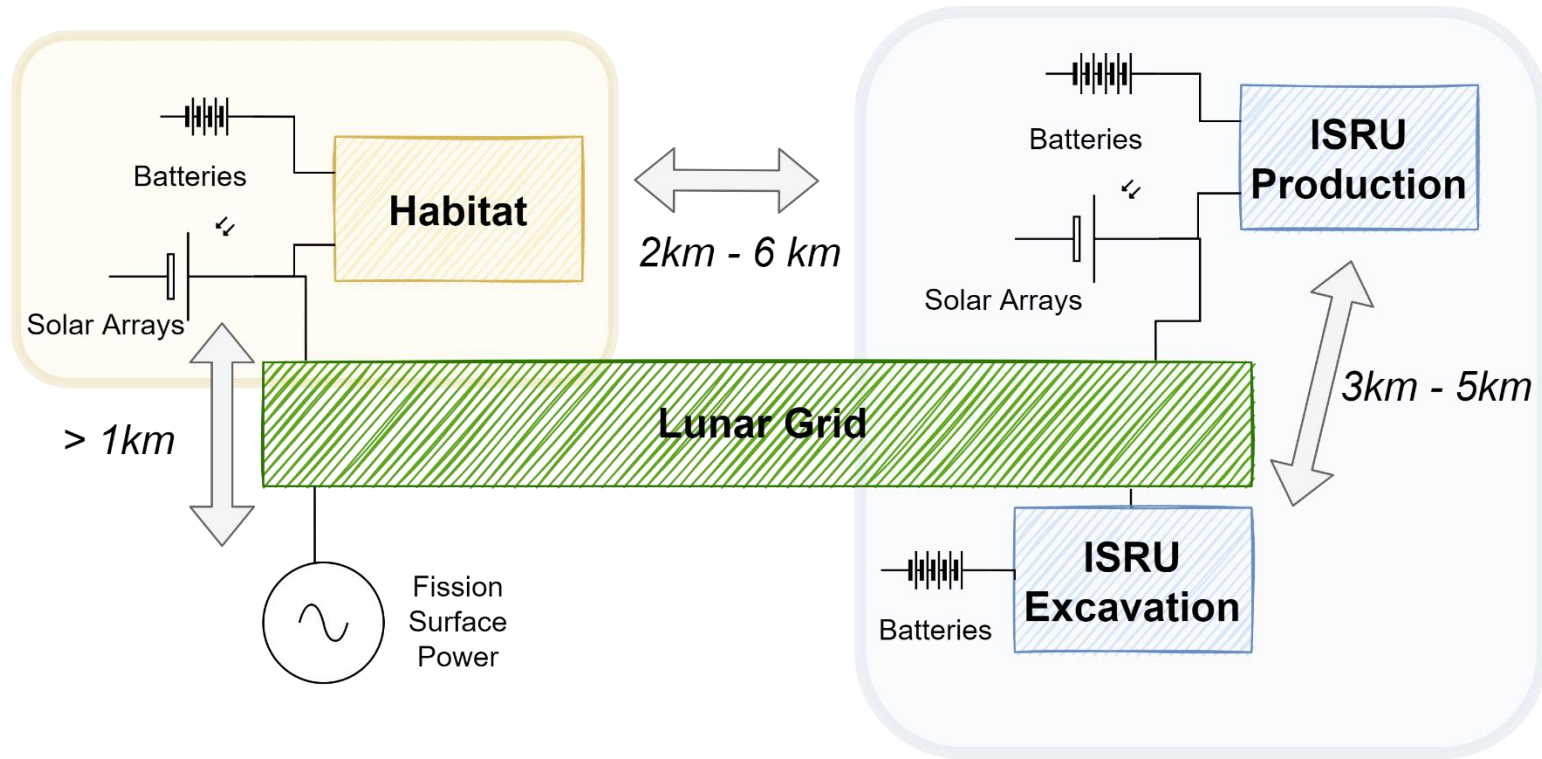




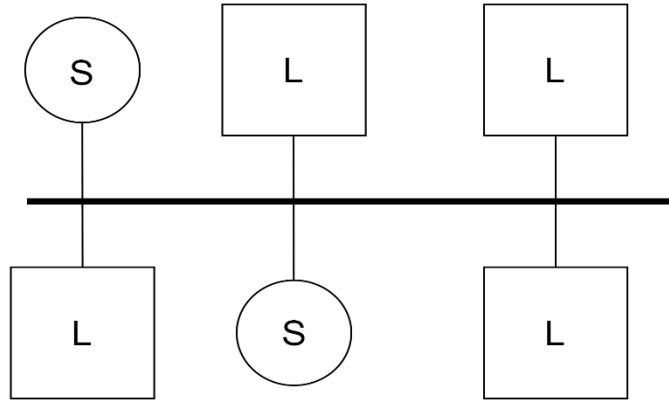
- **Two independent power systems (microgrids)**

- Each user has their own power (power generation and energy storage)
- Independently manage their own power

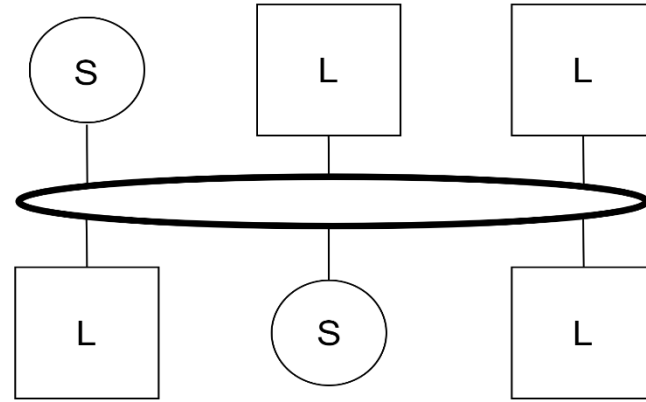
Baseline Artemis with a Lunar Microgrid



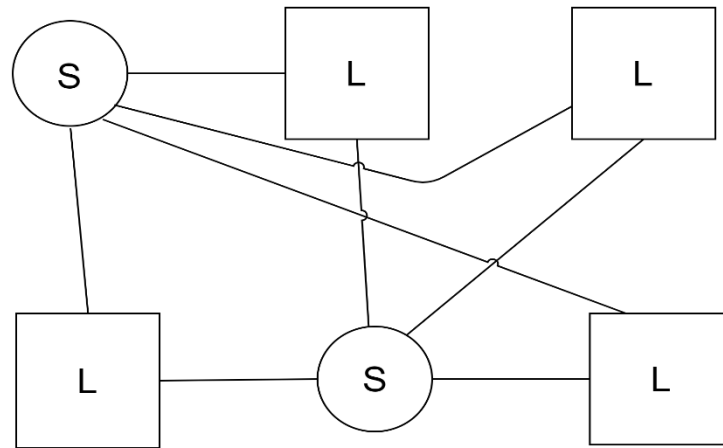
- **Create a regional lunar grid with:**
 - Primary distribution system to enable power sharing between local microgrids
 - Additional power source (FSP) that can be utilized by local microgrids



a) Radial Network



b) Ring Network



c) Mesh Network

Radial Architecture



- **Radial System Assumptions**

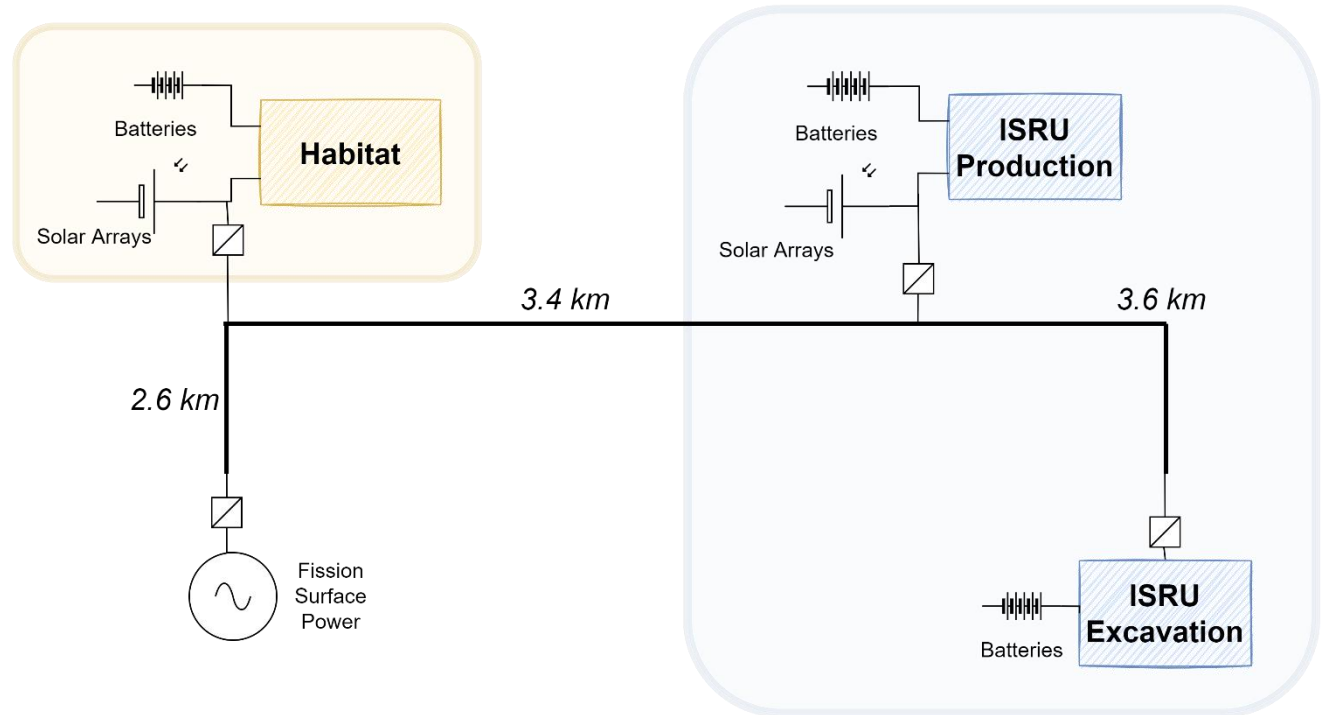
- Assume high voltage bus is near habitat
 - Brings ISRU and FSP power to habitat, to serve as a backup
- Excess FSP power can flow to ISRU if habitat power needs are satisfied first

- **Radial Advantages**

- Simple (lower implementation cost)
- Lightweight

- **Radial Disadvantages**

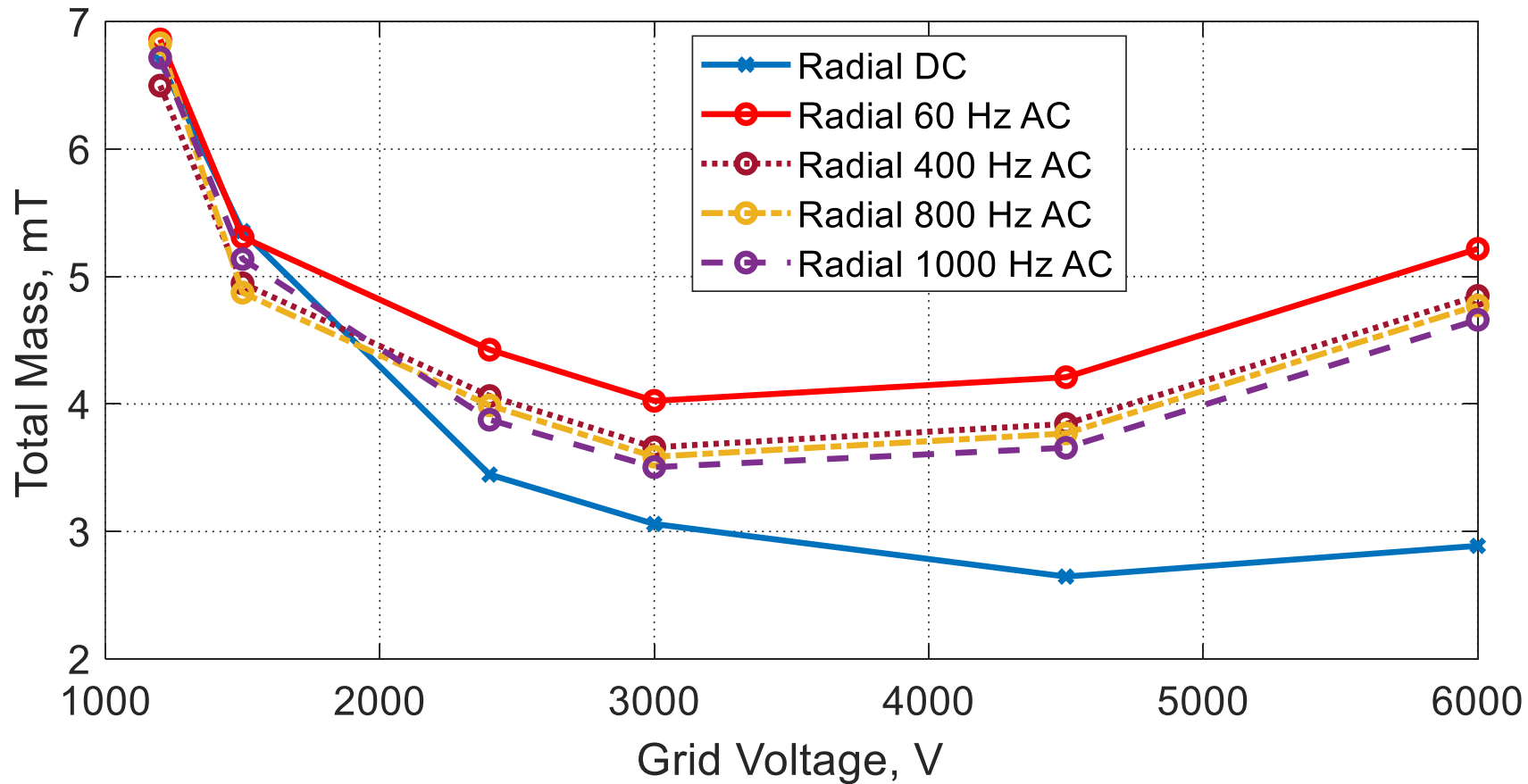
- Lack protection / redundancy during failure



Radial Architecture Results



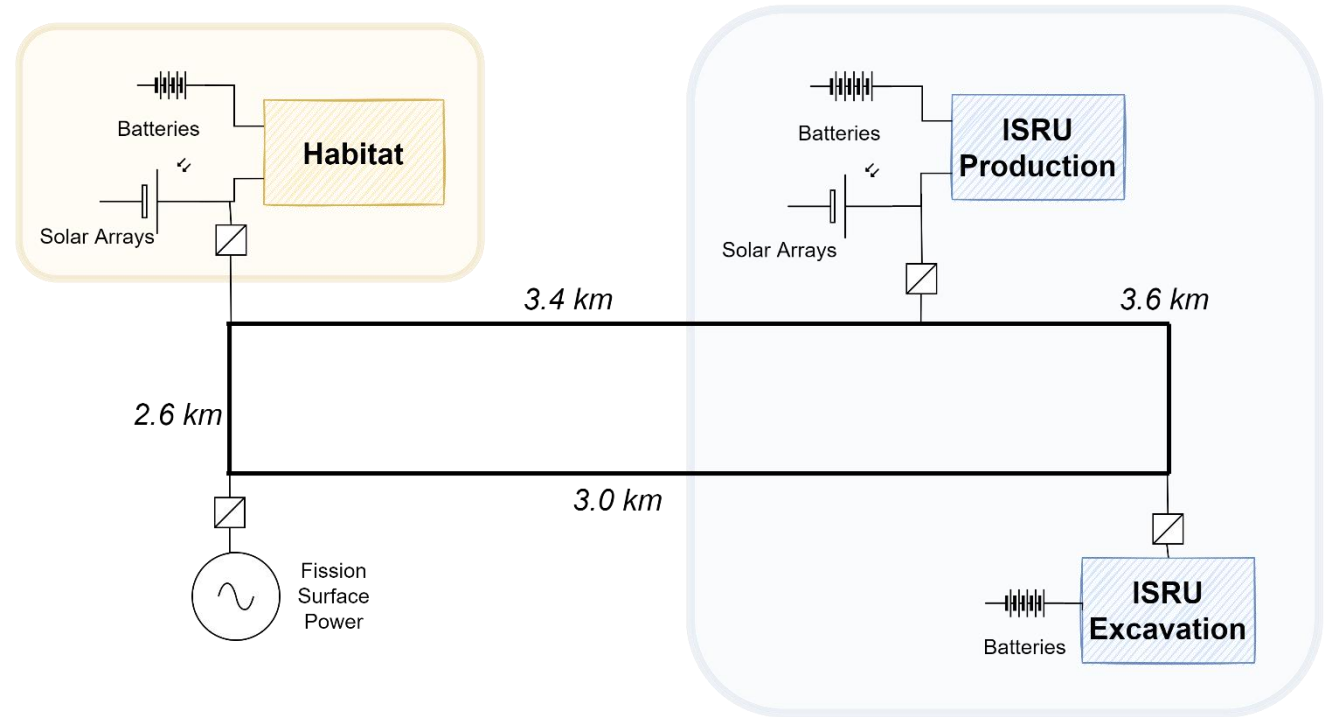
- **Total transmission mass (converter + cables) versus grid voltage**
 - AC options showing various frequencies
 - 1 kHz had lowest mass (will only present the 1 kHz going forward for AC)



Ring Architecture



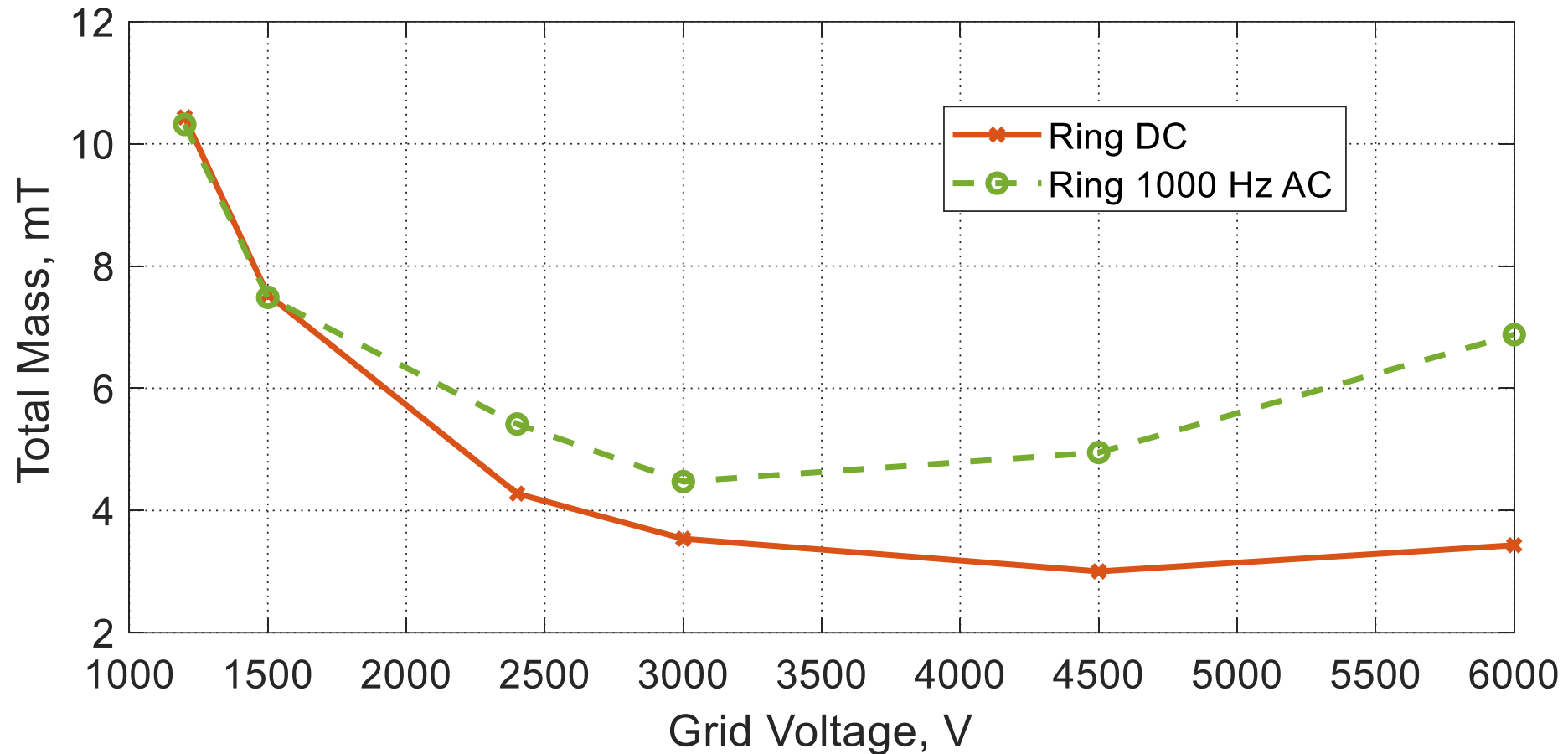
- **Ring architecture adds a second tie line between FSP and ISRU**
 - Assume FSP to Habitat line matches overall grid power type
- **Ring Advantages**
 - Adds single line tolerance for only one more tie line
 - Adds more efficient path for FSP power to get to ISRU mining which has no power of its own
- **Ring Disadvantages**
 - ~50% heavier than radial network
 - Can only lose one line and maintain ability to transmit power between any two assets



Ring Architecture Results



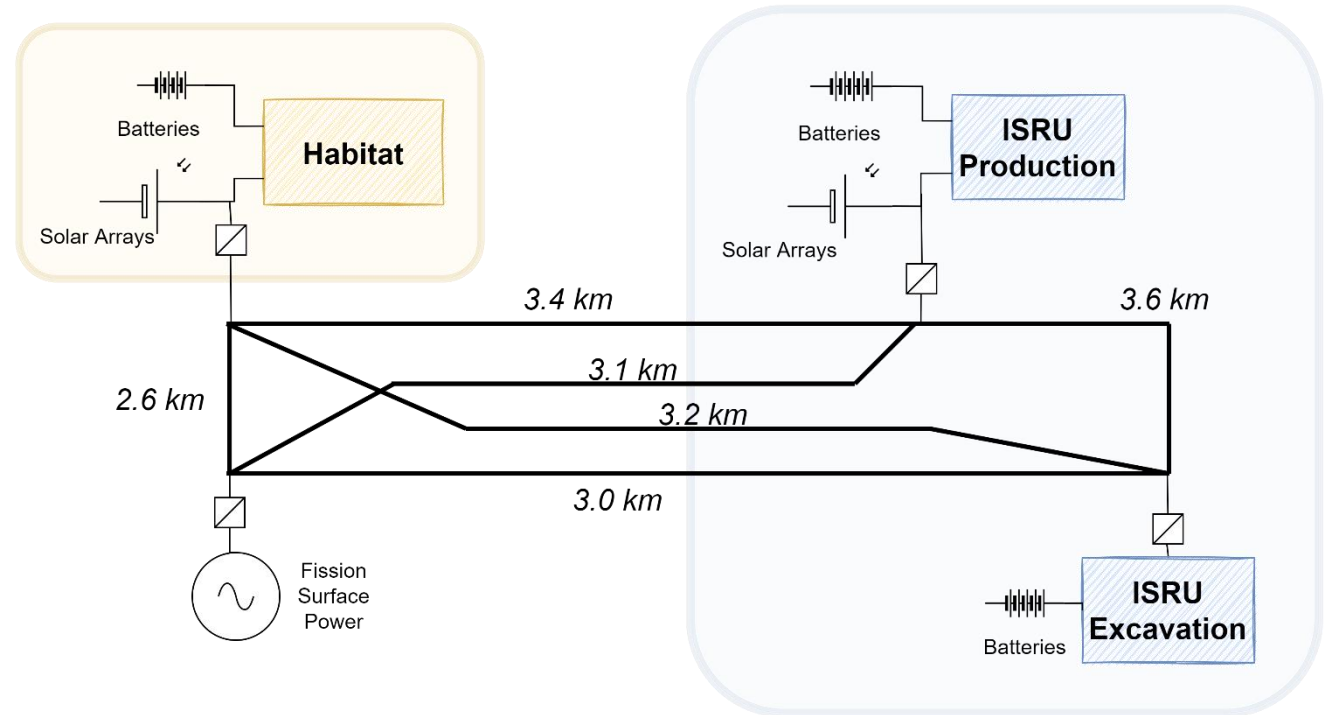
- **AC and DC show same trends with ~30% to 50% more overall mass**
 - Adds 1 additional long-distance cable



Zonal Architecture



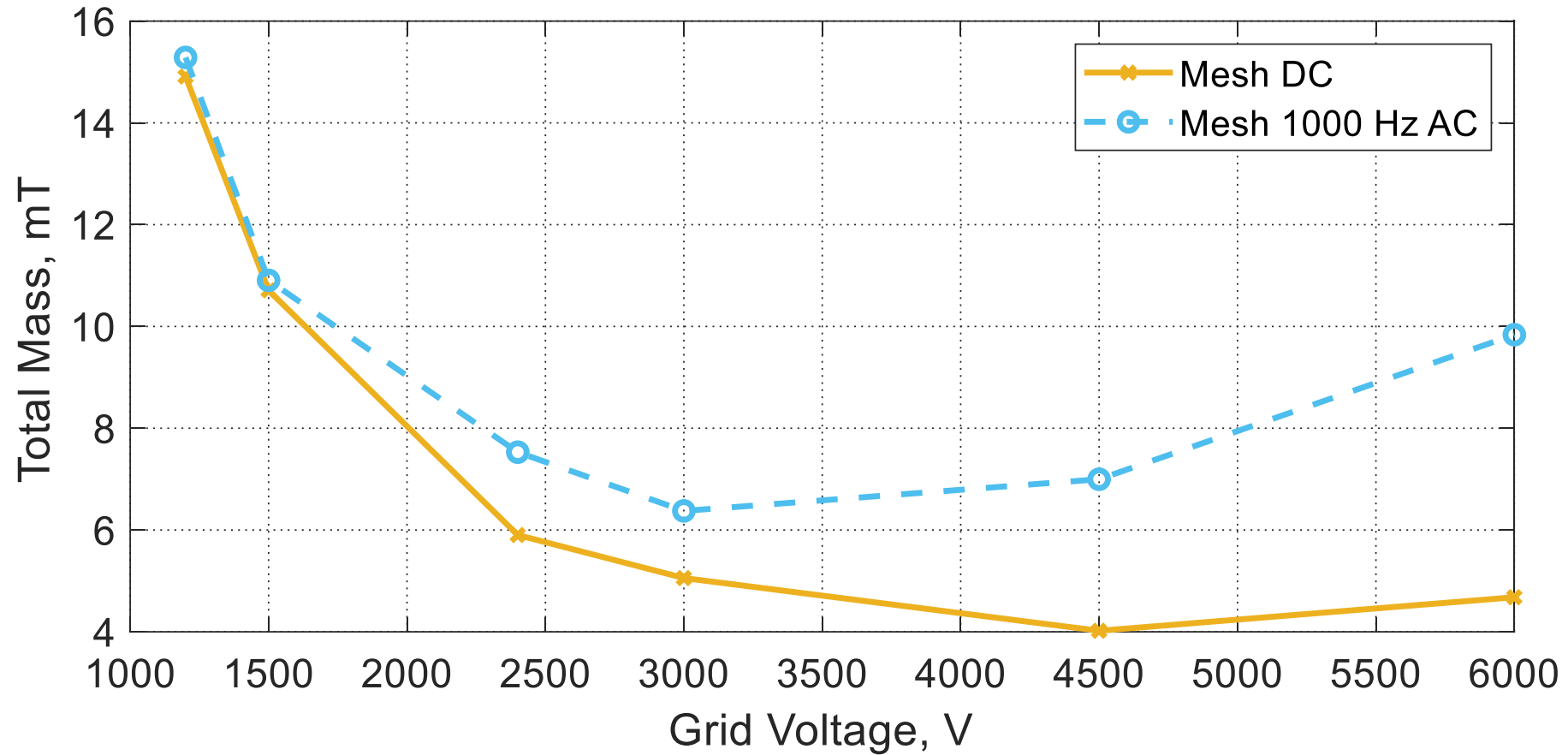
- **Mesh adds two additional tie lines**
 - FSP to ISRU Production
 - Habitat to ISRU Mining
- **Mesh Advantages**
 - Additional lines add more efficient paths to transmit power throughout network
 - Dual line fault tolerance
- **Mesh Disadvantages**
 - ~100% heavier than radial network
 - ~50% heavier than ring



Mesh Architecture Results



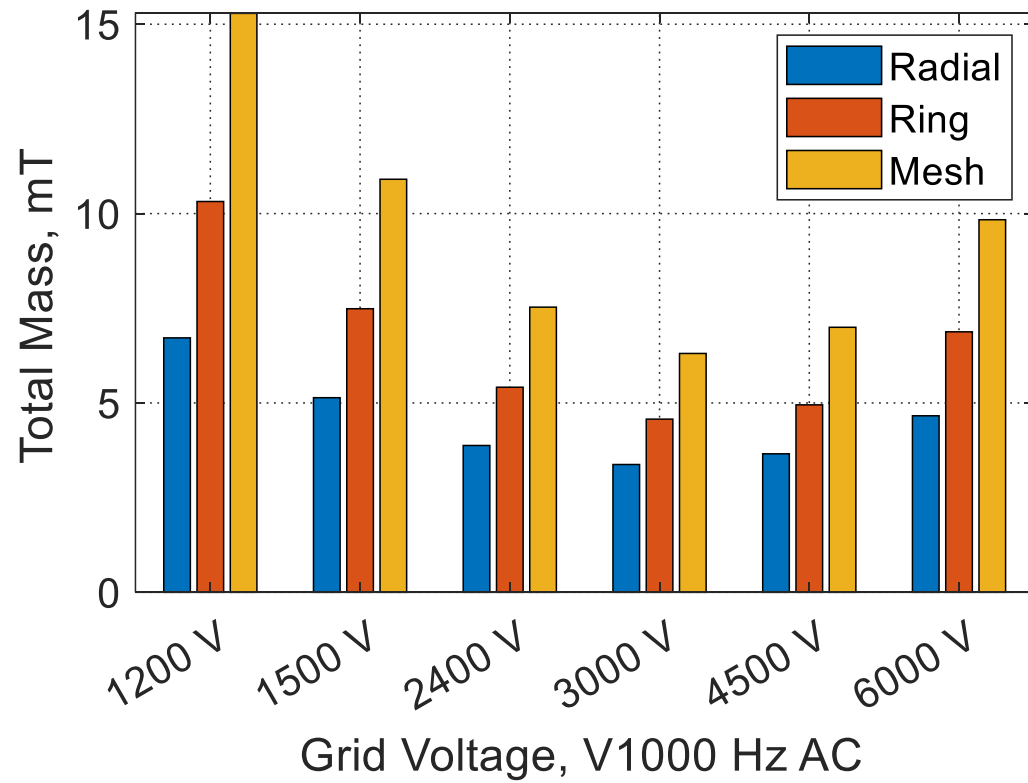
- Same trends with more mass



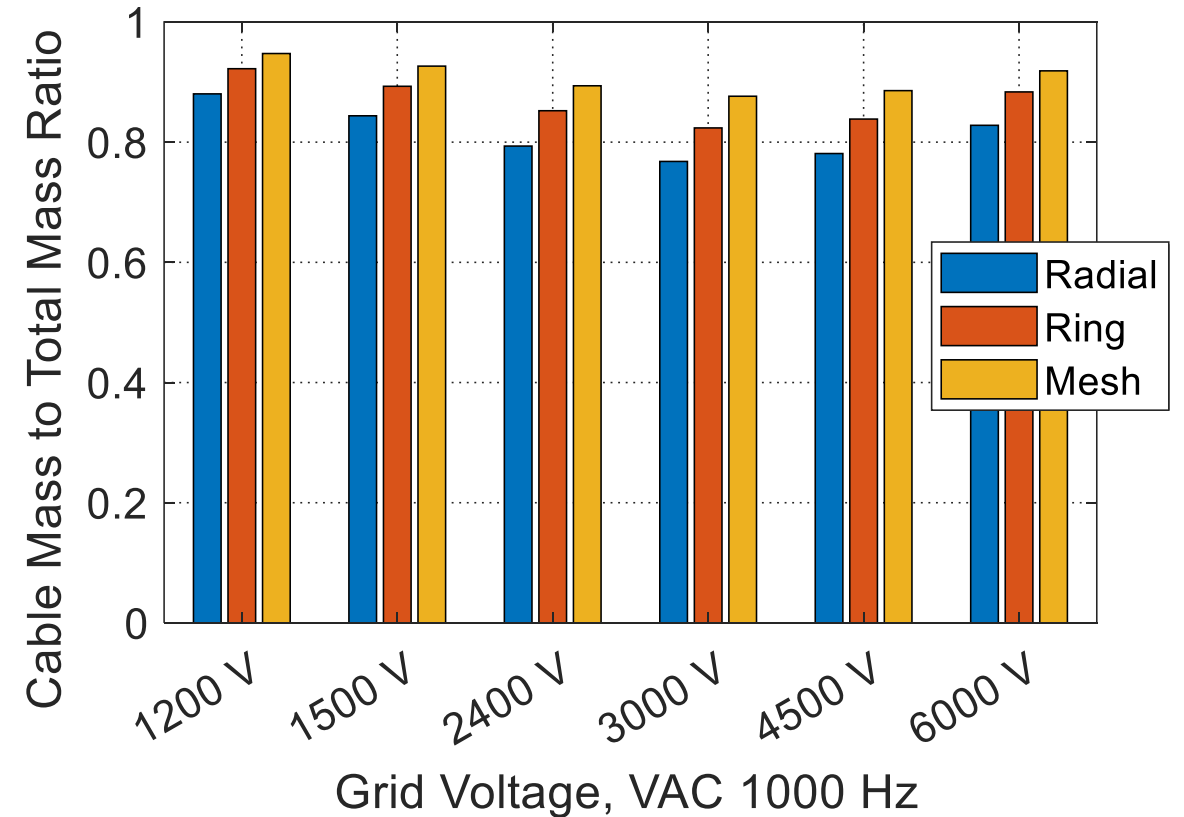
Architecture Comparison

- Comparing radial, ring, and mesh architectures for 1 kHz AC

Mass vs voltage and architecture



Cable-to-total mass ratio vs voltage/architecture





- **Summary**

- AC and DC grid masses comparable over useful voltage range (1 kV – 3 kV)
 - Ring architecture mass 50% higher than radial, achieves single line fault tolerance
 - Mesh architecture mass 100% higher than radial, achieves dual line fault tolerance

- **Architecture Selection**

- Driven by mass and fault tolerance requirements/constraints
 - Early lunar missions/operations bring their own power – no requirement for grid
 - Start with radial and expand over-time to achieve increased reliability (fault-tolerance)

- **Voltage Selection**

- DC grids at this point may not achieve voltage needed to minimize mass (3 kV)
 - DC parts availability limits DC voltage (< 2 kV)
- Select 3kV AC with 1kHz frequency
 - AC lightest solution

- **Commercial lunar economy**

1. Surface Habitats & Surface Structures

- Includes all facilities on a planetary surface, such as habitats, factories, storage buildings, etc.

2. In-Space Manufacturing

- Includes manufacturing products that are brought back and sold on Earth and larger-scale structures that will remain in space (solar arrays, power cables, etc)

3. Space Resources


- Includes prospecting, mining, beneficiation, processing, ISRU, and recycling of natural or artificial resources in space.

4. In-Space Utilities

- Supply chains and physical infrastructure for common goods like energy, communication, water, etc.

- **Expansion beyond lunar south pole (Globalization)**

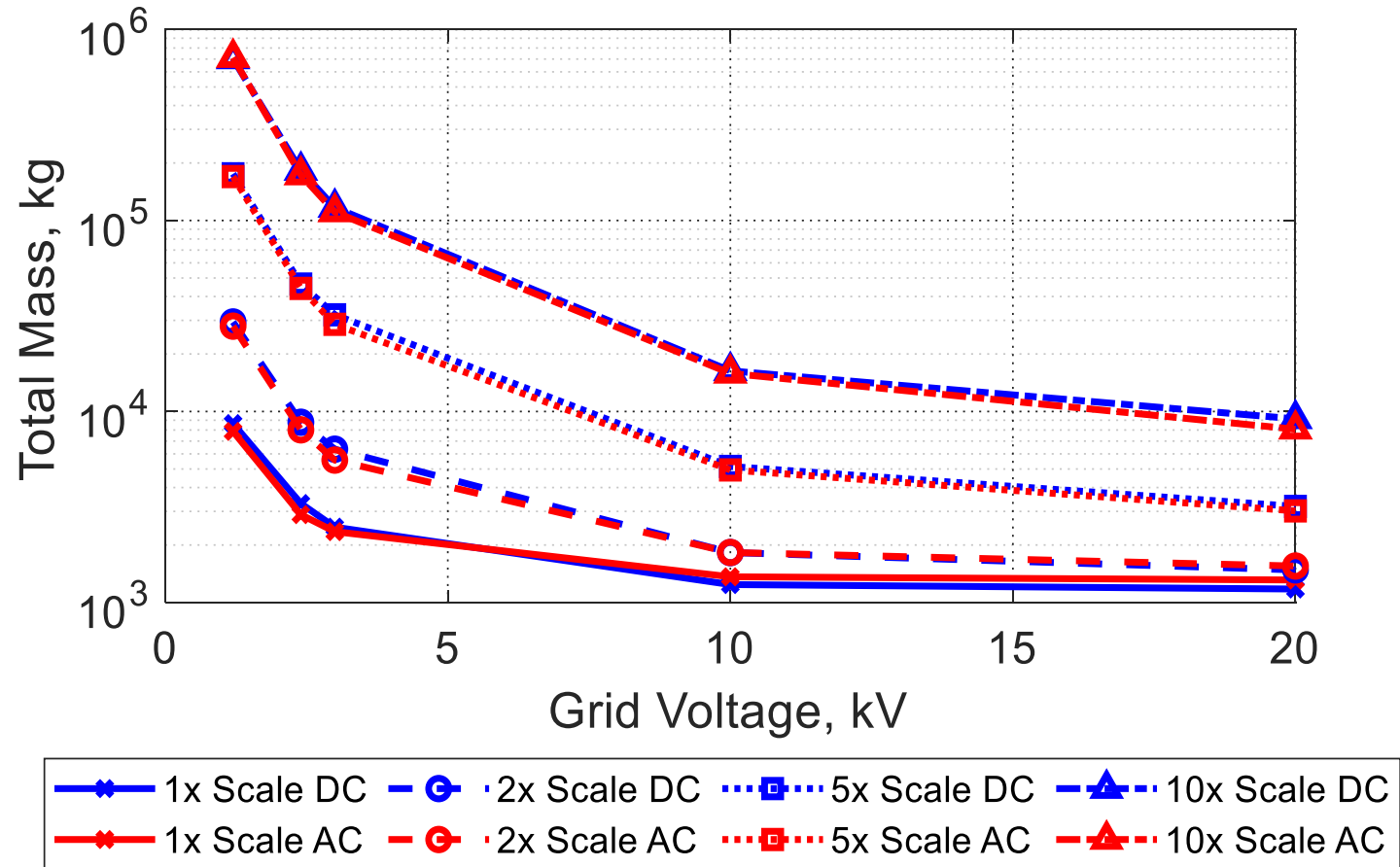
- Massive increase in distance (10x)
- Massive increase in power demand (100x)
- Require power utility that can provide and sell power



Radial Architecture Mass for Increased Distance



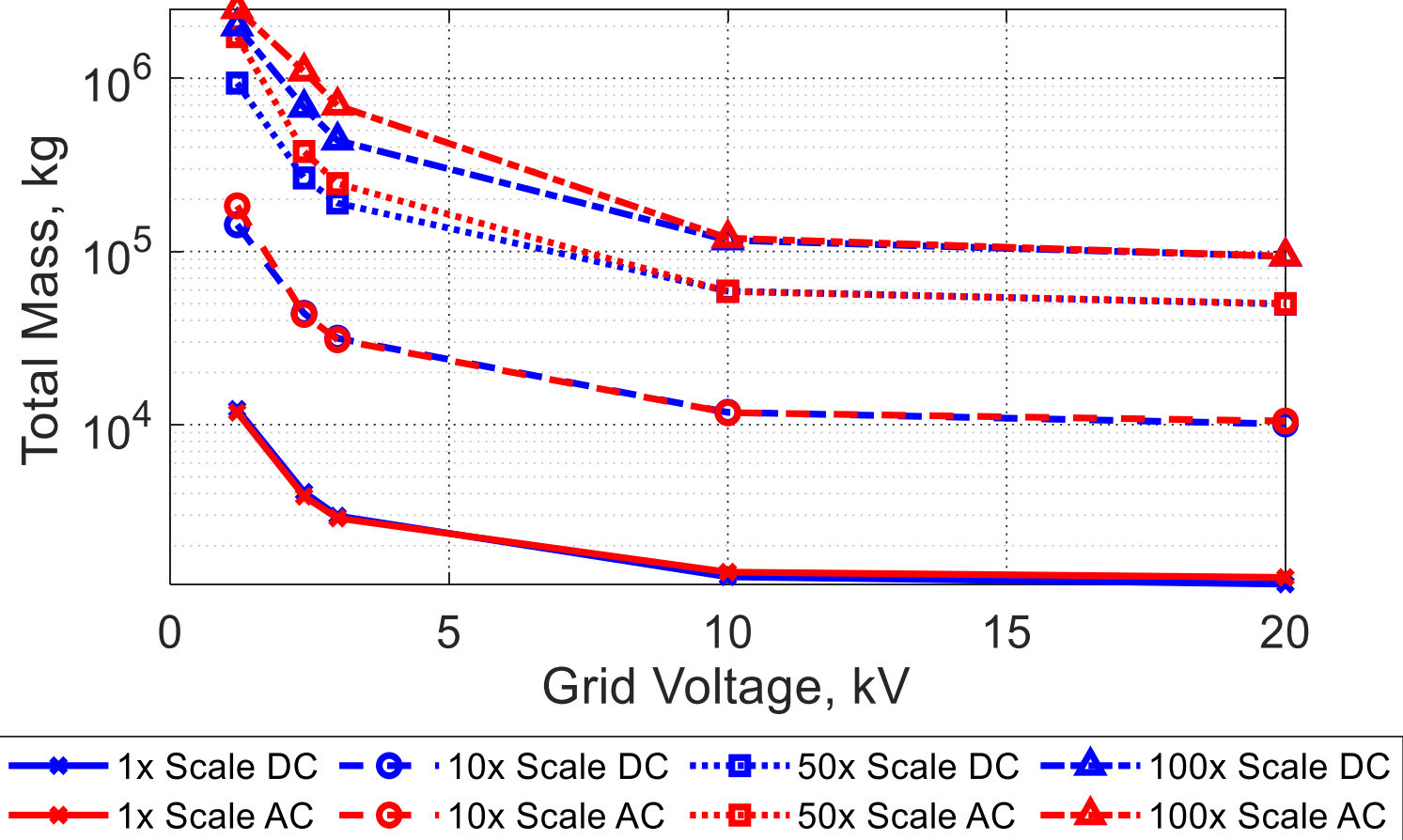
- Total distance scaled up to 10x (~100 km)



Radial Architecture Mass for Increased Power Demand



- Total Mass for increased power demand up to 100 x (1 GW)





- **Power demand and size of the power system will grow**
 - Mass benefits to increasing voltage
 - There is a point of diminishing returns for the distribution system
 - Increasing efficiency (helps reduce the number of power sources)
- **AC vs DC Power Type**
 - Marginal mass difference between AC vs DC at a particular voltage
 - Equipment / component availability will play a role
 - AC has benefit in stepping up/down voltages
 - Long distance transmission (20 kV)
 - Regional transmission (3 kV)
 - Secondary Distribution (120 V)



- **Lunar Surface operations will grow and evolve over time**
 - Small lunar science missions (VIPER, PRIME-1)
 - Lunar Surface Habitat and In-Situ Resource Utilization demonstrations (Artemis)
 - In-Space Economy & Commercialization of Lunar Surface
- **Lunar Surface Power System**
 - Power system needs to grow and evolve and be able to reconfigure
 - Complex power strategy to meet unique power demands
 - Lunar microgrid can achieve this
- **Lunar Microgrid**
 - Meet the needs of a lunar surface power system
 - Start small (radial system) and grow over time
 - Analytical studies demonstrate marginal difference between AC/DC power distribution
 - Driven by technology availability (Rad-Hard availability limits DC voltage)
 - AC has extra benefit of being able to easily step up/down voltage (terrestrial power system)
 - Maybe critical in lunar globalization

Thank you

