

Importance of Sulfur for Phosphorus Mobility on the Martian Surface

Jeff A. Berger¹, D. W. Ming², R. V. Morris²,
T. S. Peretyazhko¹, E. B. Rampe², M. E.
Schmidt³, V. M. Tu¹

¹Jacobs JETSII, NASA Johnson Space Center

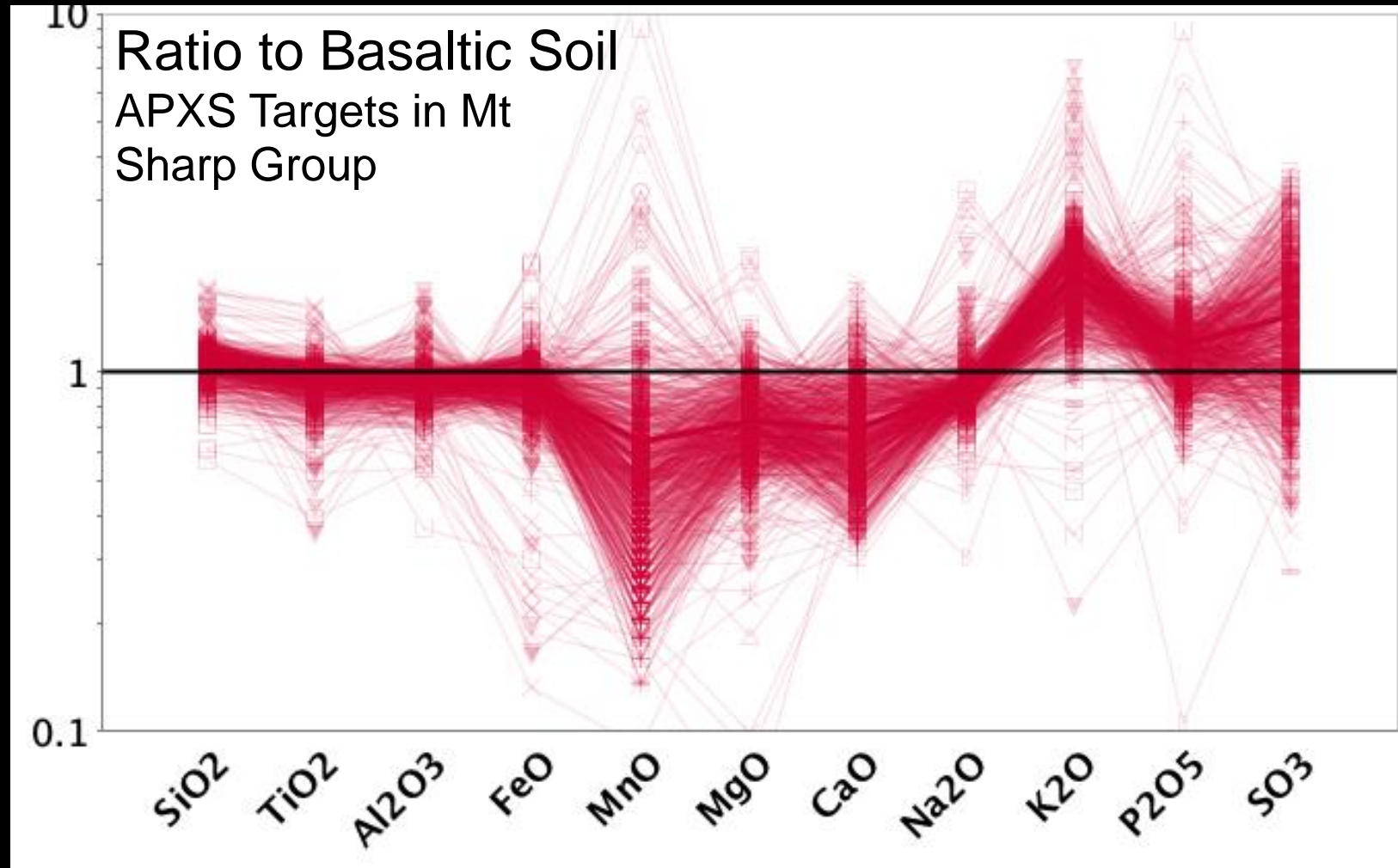
²NASA Johnson Space Center

³Brock University




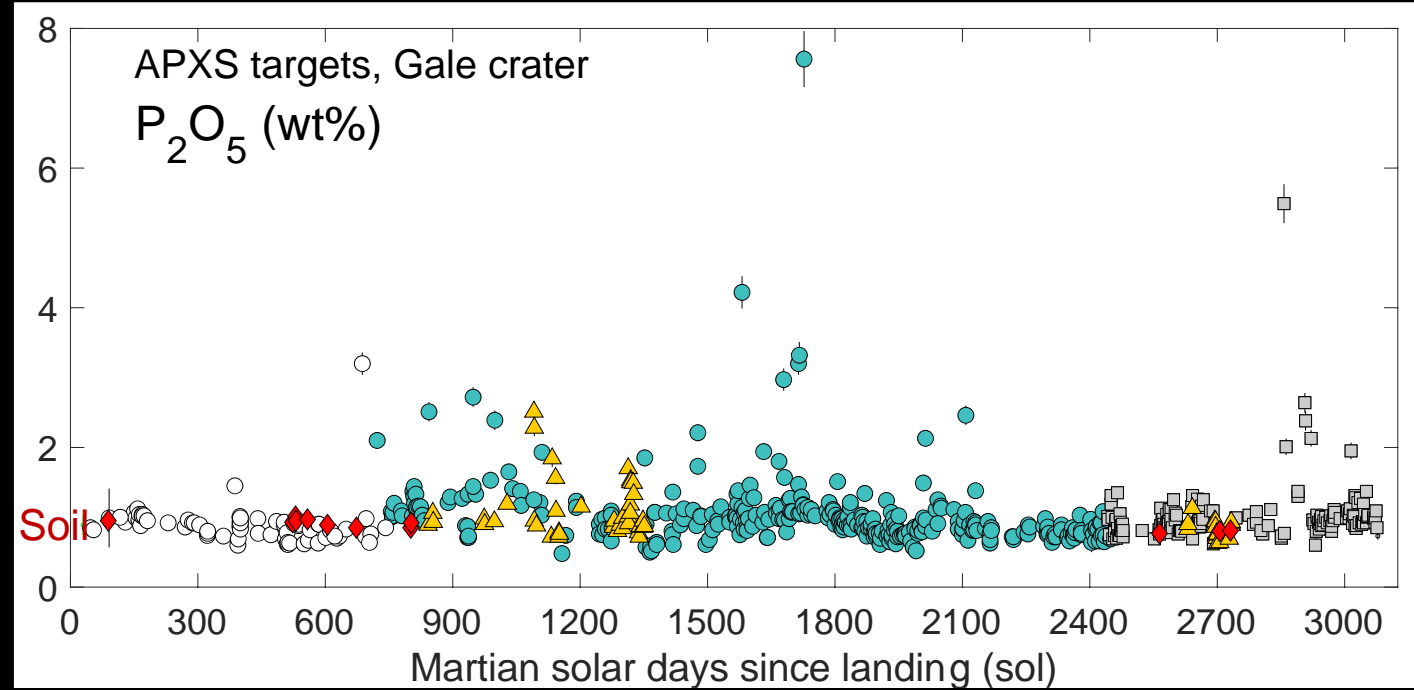
Phosphorus in Gale Crater: APXS Results

- Mt Sharp group bedrock has a mean P_2O_5 concentration (1.0 ± 0.4 wt%)
- This is roughly the same as the soil-like basaltic provenance (0.9 ± 0.1 wt%)
- Suggests that open-system mobility of P may have been relatively low
- Contrasts with leached Mn, Mg, and Ca
- Fluorapatite in CheMin XRD does not account for most of the P (Rampe et al., 2020)



Phosphorus in Gale Crater: APXS Results

- Clear evidence that phosphorus was mobile in Gale crater
 - Enrichments associated with veins, nodules, and haloes
 - Co-enriched with Fe, Mn, and/or Cl
 - No consistent correlation with sulfur




Phosphorus in Gale Crater: Open Questions

- Phosphorus history on the martian surface is largely unconstrained
 - Most of the phosphorus measured by APXS is not associated with crystalline material
 - Phosphorus does not have any consistent geochemical trends that indicate phase(s)
- Questions
 - What phase(s) is(are) phosphorus associated with in Mars-relevant sulfur-rich systems?
 - What were the conditions under which phosphorus was mobilized?

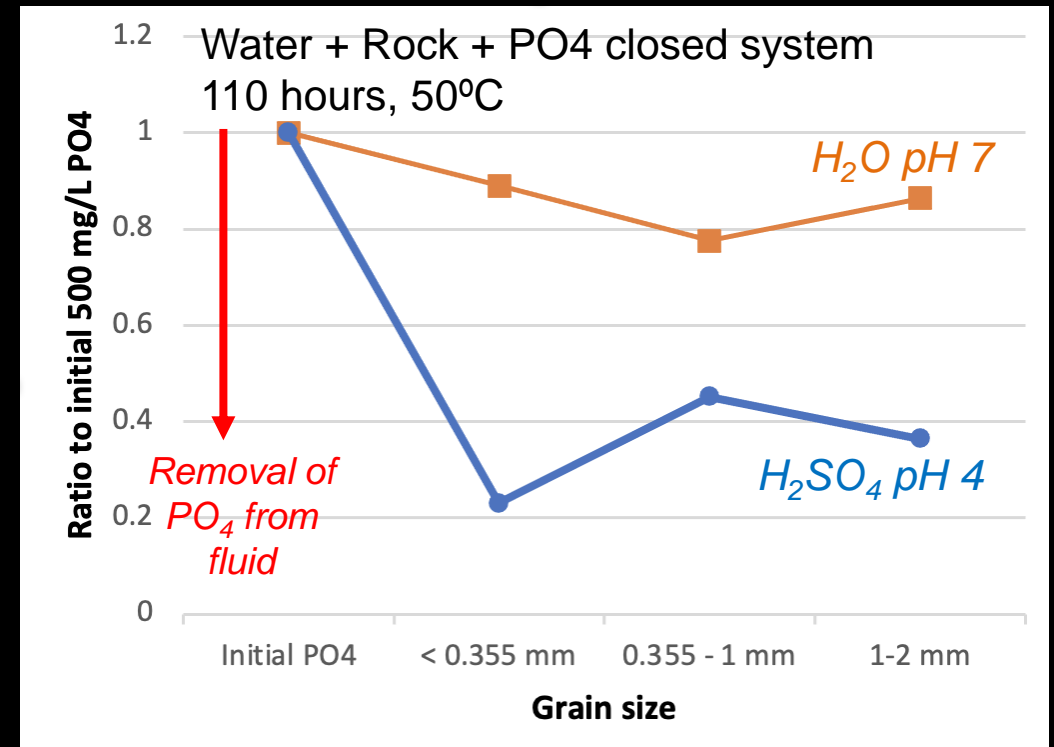
Mauna Kea Analogues

- Acid-sulfate altered samples:
 - P is leached entirely from the tephra and is deposited in sulfate-rich cement
 - The bulk P/Ti stays the same or higher than the tephra
 - XRD results indicate alunite/jarosite and no secondary P minerals
 - SEM results show ~5% P is substituted in sulfates




Experiments Testing Sulfur Control on Phosphorus Mobility

- Experiments with closed reactors and ion chromatography:
 - Powdered Hawaiiite (50-500 mg)
 - Phosphate standard (10-500 mg/L)
 - Fluids (variable)
 - Pure water pH 7
 - HCl pH 4
 - H₂SO₄ pH 2-4
- Experiments with H₂SO₄ increase the rate of PO₄ uptake from the fluid (hours-days)
- Experiment runs >1 month with rock and doped PO₄ all end up with very low PO₄ (n.d. to ~1-2 mg/L)
 - Adsorption capacity t.b.d.



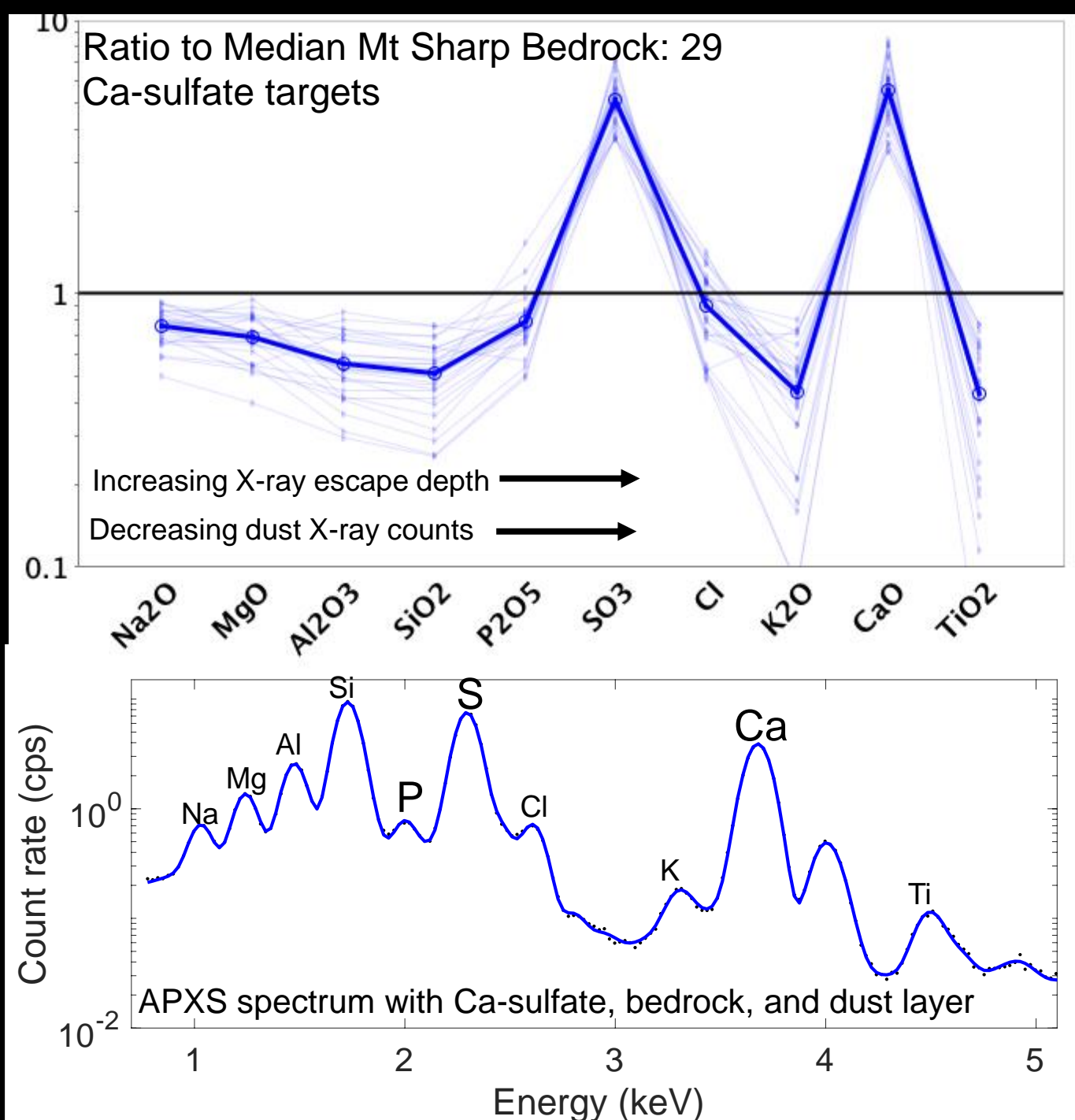
Evidence of P in Ca-sulfate Veins in Gale Crater



Images MSSS MAHLI Team

Evidence of P in Ca-sulfate Veins in Gale Crater

- Ratio of Ca-sulfate targets to background bedrock reveals P and Cl are not diluted to the same degree as predicted for pure Ca-sulfate
- Spectral modeling of bedrock, dust, and Ca-sulfate endmembers indicates that the Ca-sulfate veins contain ~1 wt% P_2O_5



Implications

- The potential for phosphate incorporation in martian sulfates is suggested by:
 - ~1 wt% phosphate in Gale crater Ca-sulfate veins
 - ~5 wt% phosphate in analogue sulfates
- The apparent retention of secondary phosphorus in Mt Sharp sedimentary bedrock could be associated with the ~5-10% Ca-sulfate in the matrix
- Phosphorus solubility may have been significantly controlled by sulfate solubility on the martian surface
- Was the sulfur cycle a control on the phosphorus cycle on Mars?

